



INDIANAPOLIS COLTS 2015 MEDIA GUIDE

WELCOME

TO OUR

JOBS CREATION PLAN.

OUR REGION'S

#1
SBA
LENDER¹


PROUD TO BE THE #1 SBA LENDER IN OUR REGION.

When small businesses thrive, the whole community benefits. That's why, at Huntington, we believe in growing the local economy by supporting small business. Not just because it's the right thing to do, but because we live here too. Ready to invest in your small business? We're here to help. Visit your local Huntington branch or call 1-800-480-2001.



Huntington

Welcome.™

¹Huntington is the #1 SBA 7(a) lender in the region made up of Indiana, Kentucky, Ohio, Michigan, West Virginia and Western PA. Source: U.S. SBA from October 1, 2009 through March 31, 2015. Member FDIC.  and Huntington® are federally registered service marks of Huntington Bancshares Incorporated. Huntington® Welcome.™ is a service mark of Huntington Bancshares Incorporated. ©2015 Huntington Bancshares Incorporated. 122286 0912



INDIANAPOLIS COLTS 2015 SCHEDULE

PRESEASON



Game 1
Sunday, Aug. 16 at 1:00 PM EDT
at Philadelphia Eagles



Game 2
Saturday, Aug. 22 at 7:30 PM EDT
Chicago Bears



Game 3
Saturday, Aug. 29 at 8:00 PM EDT
at St. Louis Rams



Game 4
Thursday, Sept. 3 at 7:00 PM EDT
Cincinnati Bengals

REGULAR SEASON



Game 1
Sunday, Sept. 13 at 1:00 PM EDT
at Buffalo Bills



Game 2
Monday, Sept. 21 at 8:30 PM EDT
New York Jets



Game 3
Sunday, Sept. 27 at 1:00 PM EDT
at Tennessee Titans



Game 4
Sunday, Oct. 4 at 1:00 PM EDT
Jacksonville Jaguars



Game 5
Thursday, Oct. 8 at 8:25 PM EDT
at Houston Texans



Game 6
Sunday, Oct. 18 at 8:30 PM EDT
New England Patriots



Game 7
Sunday, Oct. 25 at 1:00 PM EDT
New Orleans Saints



Game 8
Monday, Nov. 2 at 8:30 PM EDT
at Carolina Panthers



Game 9
Sunday, Nov. 8 at 4:25 PM EDT
Denver Broncos



Bye Week
Game 10
Sunday, Nov. 22 at 1:00 PM EDT
at Atlanta Falcons



Game 11
Sunday, Nov. 29 at 1:00 PM EDT
Tampa Bay Buccaneers



Game 12
Sunday, Dec. 6 at 8:30 PM EDT
at Pittsburgh Steelers



Game 13
Sunday, Dec. 13 at 1:00 PM EDT
at Jacksonville Jaguars



Game 14
Sunday, Dec. 20 at 1:00 PM EDT
Houston Texans



Game 15
Sunday, Dec. 27 at 1:00 PM EDT
at Miami Dolphins



Game 16
Sunday, Jan. 3 at 1:00 PM EDT
Tennessee Titans

INDEX

All-Time Series Records 492-499	Colts In The Community..... 502-516	Preseason Results 488-491
Biographies:	Colts Staff Listing 2-3	Records..... 366-499
Administration..... 6-13	Colts Coaching History 20-21	Individual..... 366-388
Irsay, Jim 6-7	History Of The Colts 310-364	Team..... 389-401
Irsay-Gordon, Carlisle..... 8	Hall Of Fame Colts 315-317	Playoffs 402-413
Foyt, Casey 8	Indianapolis Colts	Top Performers 414-418
Irsay, Kalen 8	Ring of Honor..... 318-320	Year-By-Year Leaders 419-423
Grigson, Ryan 9-11	Postseason Games..... 321-328	Year-By-Year Rankings 424-425
Ward, Pete 12	All-Time Honors 329-338	Year-By-Year Statistics..... 426-487
Emerson, Dan 12	Alumni..... 338-349	Rosters..... 282-283
Luther, Dan 13	Draft History..... 350-359	Season In Review..... 286-308
Humphrey, Kurt 13	Free Agency History..... 360-361	Team Statistics..... 286-287, 300-301
Coaching Staff 16-48	Attendance 362-363	Game Summaries 288-297
Football Operations 50-60	Overtime History 363-364	Player Participation..... 298
Business Operations..... 62-68	Lucas Oil Stadium Facts 3-4	Starting Lineups 299
Veteran Players..... 70-254	NFL Preseason Schedule..... 511	Individual Statistics..... 302-307
Rookies 255-281	NFL Regular Season Schedule..... 512-515	

The Colts logo and the name Indianapolis Colts are trademarks of the Indianapolis Colts, Inc.

INDIANAPOLIS COLTS • P.O. Box 535000 • Indianapolis, IN 46253

(317) 297-2658 – Switchboard • (317) 297-7000 – Ticket Office • (317) 297-8971 – Fax • (317) 388-0982 – PR Fax

www.colts.com • media.colts.com

The 2015 media guide was compiled by Avis Roper, Matt Conti, Christian Edwards, Pam Humphrey and Bob Lamey. The layout and cover design was handled by Birddog Design and Sherard Allen. The media guide is meant to serve as an information source for the media and NFL fans. Information contained herein was compiled by current and previous Colts public relations staffs. Editorial assistance was provided by Craig Kelley, Terry Musolf, John (Utah) Turney, Joe Cronin, Joe Horrigan and the Elias Sports Bureau. Printing by Harding Poorman Group. Photographs by Matt Bowen, Don Larson, A.J. Macht, the Pro Football Hall of Fame, Walt Thomas and through the club's archives.



INDIANAPOLIS COLTS STAFF

ADMINISTRATION

James Irsay, Owner and CEO
Carlie Irsay-Gordon, Vice Chair/Owner
Casey Foyt, Vice Chair/Owner
Kalen Irsay, Vice Chair/Owner
Ryan Grigson, General Manager
Pete Ward, Chief Operating Officer
Dan Emerson, Vice President and General Counsel
Kurt Humphrey, Chief Financial Officer
Dan Luther, Special Counsel

COACHING STAFF

Chuck Pagano, Head Coach
Pep Hamilton, Offensive Coordinator
Greg Manusky, Defensive Coordinator
Tom McMahon, Special Teams Coordinator
Roy Anderson, Safeties Coach
Tim Berbenich, Defensive Assistant
Brant Boyer, Assistant Special Teams Coach
Clyde Christensen, Quarterbacks Coach
Rob Chudzinski, Associate Head Coach
Gary Emanuel, Defensive Line Coach
Jeff FitzGerald, Linebackers Coach
Joe Gilbert, Offensive Line Coach
Mike Gillhamer, Secondary Coach
Frank Giufre, Offensive Quality Control Coach
Jim Hostler, Wide Receivers Coach
Richard Howell, Assistant Strength
and Conditioning Coach
Hal Hunter, Offensive Line Coach
Roger Marandino, Head Strength
and Conditioning Coach
Alfredo Roberts, Tight Ends Coach
Brad White, Outside Linebackers Coach
Charlie Williams, Running Backs Coach
Shawn Terlecky, Assistant to the Head Coach
David Williams, Conditioning/Performance Analyst

FOOTBALL OPERATIONS

Jimmy Raye III, Vice President of Football Operations
Mike Bluem, Director of Football Administration
T.J. McCreight, Director of College Scouting
Kevin Rogers, Director of Pro Personnel
Andrew Berry, Pro Scouting Coordinator
Jon Shaw, Pro Scout/Special Projects
Dan Pitcher, Pro Scout
Todd Vasvari, Assistant Director of College Scouting
Matt Terpening, National Scout
Dave Razzano, Senior Scout
Mike Derice, Area Scout
Byron Lusby, Area Scout
Jamie Moore, Area Scout
Ahmad Russell, Area Scout
Chris McGaha, NFS Scout
Brandon Brown, Scouting Assistant
Brent Caprio, Scouting Assistant
Anthony Foyt IV, Scouting Assistant
Jeff Brown, Manager of Operations
David Thornton, Director of Player Engagement
Lisa Andrzejewski, Assistant to the General Manager

Debbie Finn, Assistant to the Director of Player
Personnel & Vice President and
General Counsel

EQUIPMENT

Jon Scott, Vice President of Equipment Operations
Sean Sullivan, Equipment Manager
Mike Mays, Assistant Equipment Manager
Brian Seabrooks, Assistant Equipment Manager

VIDEO

Erik Kunttu, Video Director
John Starliper, Assistant Video Director
Brandon Proffitt, Assistant to the Video Director

MEDICAL STAFF

Dave Hammer, Head Athletic Trainer
Erin Barill, Director of Rehabilitation
Dave Walston, Assistant Athletic Trainer
Kyle Davis, Assistant Athletic Trainer
Kellen Norris, Assistant Athletic Trainer
Arthur C. Rettig, MD, Orthopedic Surgeon
Gary Misamore, MD, Orthopedic Surgeon
Tom Klootwyk, MD, Orthopedic Surgeon
Dave Porter, MD, Orthopedic Surgeon
Terry Horner, MD, Neurosurgeon
Hank Feuer, MD, Neurosurgeon
Doug Robertson, MD, Physician
Thurman Alvey, DO, Physician
Marcus McCray, Team Chiropractor

FINANCE

Stacy Johns, Vice President of Finance and
Human Resources
Mary Clugston, Accounting/Insurance Assistant
Tina McKnight, Accounting/Payroll Assistant
Jaci Turner, Staff Accountant

PUBLIC RELATIONS

Avis Roper, Senior Director of Communications
Matt Conti, Assistant Director of Communications
Christian Edwards, Public Relations Assistant
Pamela Humphrey, Public Relations Coordinator
Bob Lamey, Voice of the Colts

TICKET OPERATIONS AND GUEST SERVICES

Larry Hall, Vice President of Ticket Operations/
Guest Services
Bob Parenteau, Director of Ticket Operations
Jamil Stafford, Assistant Director of Ticket Operations
Megan Oldham, Customer Relationship Representative
Taylor Pulliam, Customer Relationship Representative
Jacob Romine, Customer Relationship Representative

INFORMATION SYSTEMS

Ryan Fannin, Director of Football Information Systems
Joe McCurdy, Network Administrator
John Speer, Systems Analyst



CORPORATE SALES

Jay Souers, Senior Vice President of Sponsorship Sales
 Matt Godbout, Vice President of Sponsorship Sales
 Brad Beery, Sponsorship Sales Account Manager
 Brian Healey, Sponsorship Sales Account Manager
 Ryan Lobsiger, Sponsorship Sales Account Manager
 Rob Louthain, Sponsorship Sales Account Manager
 Jim Matis, Sponsorship Sales Account Manager
 Lauren McIntyre, Sponsorship Sales Account Manager
 Lindsay Catavolos, Senior Account Coordinator
 Janelle Davenport, Account Coordinator
 Laura Porter, Account Coordinator
 Jett Branham, Sales and Marketing Coordinator
 Susie Peters, Assistant to the Senior Vice President of Sponsorship Sales

MARKETING/COMMUNITY RELATIONS

Stephanie Pemberton, Senior Director of Marketing
 Joe Fonderoli, Director of Events
 Stephanie Cassel, Community Relations Manager
 Ashley Powell, Marketing Coordinator
 Chelsea Durham, Marketing Assistant
 Chris Buckley, Video Engineer
 Joe Stoll, Director of Production
 Steve Andress, Colts Media Reporter
 Kevin Connors, Producer/Videographer
 Matt Wilkening, Producer/Videographer
 Mike Stevens, Studio Manager
 Matt Taylor, Manager of Radio Production
 Kelly Tilley, Cheerleader Manager
 Anna King, Youth Cheer Coordinator
 Trey Mock, Mascot Program Coordinator
 Julia Pohlman, Mascot Program Assistant
 Mike Prior, Youth Football Commissioner
 Phil Andrews, Youth Football & Alumni Relations Coordinator
 Derek Wolfe, Video/Broadcast Graphic Designer
 Lydia Wathen, Community Relations Assistant
 Amy Waymire, Community Relations Assistant
 Josh Bleill, Community Spokesperson

COLTS.COM

Dan Plumlee, Director of Digital Media
 Daron Williams, Digital Communications Manager
 Sherard Allen, Multi Media Graphic Designer
 Maureen Williams, Community Manager
 Matt Bowen, Team Photographer
 Kevin Bowen, Colts.com Writer
 Megan Magiera, Graphic Designer
 Amber Derrow, Social Media Coordinator

PREMIUM SEATING AND TICKET SALES

Greg Hylton, Vice President of Premium Seating and Ticket Sales
 Kip Brownfield, Senior Director of Ticket Sales
 Amy Davis, Premium Seating Services Manager
 Hannah Guess, Ticket Sales Account Manager
 Jody Henton, Premium Seating & Ticket Sales Coordinator

FRONT OFFICE STAFF

Cathy Catellier, Executive Assistant to the Owner
 Sue Kelly, Receptionist
 Traci Morgan, Assistant to the Chief Operating Officer
 David Liptak, Executive Assistant
 Mark Feeser, Executive Assistant
 Heidi Klene, Travel Consultant
 Doug Melton, Office Assistant
 Abby Zeedyk, Administrative Assistant

FACILITIES

Troy Glendenning, Director of Facilities and Grounds
 Scott Davis, Pavilion Manager
 Joe Atkins, Building/Grounds Assistant
 Eric Boling, Building/Grounds Assistant
 Doug Snelling, Building/Grounds Assistant
 Danny Thompson, Building/Grounds Assistant
 Darrell Chandler, Grounds and Maintenance
 Chris Anderson, HVAC Specialist



LUCAS OIL STADIUM FACTS

Capacity: 63,000
 Square feet: 1.8 million
 Levels: 7
 Number of suites: 142
 Number of concession stands: 148
 Number of escalators/elevators: 14/11
 Kind of retractable roof: SuperFrame
 Structural System
 Square feet opening area
 on retractable roof: 176,400
 Approximate time for the roof to open
 and close: 9-11 minutes
 Pieces of exterior glass: 9,100
 Tons of steel: 16,000
 Size of north windows: Six panels,
 88' tall and 244' wide



COLTS ALL-TIME ROOF/WINDOW RECORD (REGULAR SEASON)

Roof & Window Open

11 games
6-5 record

Roof Open & Window Closed

7 games
7-0 record

Roof Closed & Window Open

2 games
0-2 record

Roof & Window Closed

36 games
27-9 record

YEAR-BY-YEAR ROOF/WINDOW RECORD (REGULAR SEASON)

2014

Date	Opponent	Result
9/15	Philadelphia	L, 27-30 (Roof/Window Closed)
9/28	Tennessee	W, 41-17 (Roof/Window Open)
10/5	Baltimore	W, 20-13 (Roof Open/Window Closed)
10/19	Cincinnati	W, 27-0 (Roof Open/Window Closed)
11/16	New England	L, 20-42 (Roof/Window Closed)
11/23	Jacksonville	W, 23-3 (Roof/Window Closed)
11/30	Washington	W, 49-27 (Roof/Window Closed)
12/14	Houston	W, 17-10 (Roof/Window Closed)

2013

Date	Opponent	Result
9/8	Oakland	W, 21-17 (Roof/Window Closed)
9/15	Miami	L, 20-24 (Roof/Window Open)
10/6	Seattle	W, 34-28 (Roof/Window Closed)
10/20	Denver	W, 39-33 (Roof/Window Open)
11/10	St. Louis	L, 8-38 (Roof/Window Closed)
12/1	Tennessee	W, 22-14 (Roof/Window Closed)
12/15	Houston	W, 25-3 (Roof/Window Closed)
12/29	Jacksonville	W, 30-10 (Roof/Window Closed)

2012

Date	Opponent	Result
9/16	Minnesota	W, 23-20 (Roof/Window Open)
9/23	Jacksonville	L, 17-22 (Roof/Window Open)
10/7	Green Bay	W, 30-27 (Roof/Window Closed)
10/21	Cleveland	W, 17-13 (Roof/Window Open)
11/4	Miami	W, 23-20 (Roof/Window Closed)
11/25	Buffalo	W, 20-13 (Roof/Window Closed)
12/9	Tennessee	W, 27-23 (Roof/Window Closed)
12/30	Houston	W, 28-16 (Roof/Window Closed)

2011

Date	Opponent	Result
9/18	Cleveland	L, 19-27 (Roof Closed/Window Open)
9/25	Pittsburgh	L, 20-23 (Roof/Window Closed)
10/9	Kansas City	L, 24-28 (Roof/Window Open)
11/6	Atlanta	L, 7-31 (Roof/Window Open)
11/13	Jacksonville	L, 3-17 (Roof Closed/Window Open)
11/27	Carolina	L, 19-27 (Roof/Window Closed)
12/18	Tennessee	W, 27-13 (Roof/Window Closed)
12/22	Houston	W, 19-16 (Roof/Window Closed)

2010


Date	Opponent	Result
9/19	New York Giants	W, 38-14 (Roof Open/Window Closed)
10/10	Kansas City	W, 19-9 (Roof/Window Closed)
11/1	Houston	W, 30-17 (Roof/Window Closed)
11/14	Cincinnati	W, 23-17 (Roof/Window Closed)
11/28	San Diego	L, 14-36 (Roof/Window Closed)
12/5	Dallas	L, 35-38 OT (Roof/Window Closed)
12/19	Jacksonville	W, 34-24 (Roof/Window Closed)
1/2	Tennessee	W, 23-20 (Roof/Window Closed)

2009

Date	Opponent	Result
9/13	Jacksonville	W, 14-12 (Roof/Window Open)
10/4	Seattle	W, 34-17 (Roof Open/Window Closed)
11/1	San Francisco	W, 18-14 (Roof Open/Window Closed)
11/8	Houston	W, 20-17 (Roof Open/Window Closed)
11/15	New England	W, 35-34 (Roof/Window Closed)
12/6	Tennessee	W, 27-17 (Roof/Window Closed)
12/13	Denver	W, 28-16 (Roof/Window Closed)
12/27	New York Jets	L, 15-29 (Roof/Window Closed)

2008

Date	Opponent	Result
9/7	Chicago	L, 13-29 (Roof/Window Open)
9/21	Jacksonville	L, 21-23 (Roof/Window Closed)
10/12	Baltimore	W, 31-3 (Roof/Window Open)
11/2	New England	W, 18-15 (Roof Open/Window Closed)
11/16	Houston	W, 33-27 (Roof/Window Closed)
12/7	Cincinnati	W, 35-3 (Roof/Window Closed)
12/14	Detroit	W, 31-21 (Roof/Window Closed)
12/28	Tennessee	W, 23-0 (Roof/Window Closed)





ADMINISTRATION



JIM IRSAY

OWNER & CHIEF EXECUTIVE OFFICER

Years in the NFL: 44 Years

College: Southern Methodist University



Owner & CEO Jim Irsay sits at the forefront of a winning organization, which he has shaped in his 44 years with the team. He has provided the tools to sustain long-term success as the horseshoe remains synonymous among the NFL's elite teams. Following Indianapolis' appearance in the 2014 AFC Championship Game, Irsay remains focused and driven on one goal: winning a fifth world championship for the franchise, the City of Indianapolis and Colts fans around the globe.

The Colts have witnessed unprecedented success since Irsay became the team's owner in 1997. Indianapolis has compiled 14 winning seasons, 10 division championships, two Super Bowl appearances and the team's fourth world championship with a victory in Super Bowl XLI. The team's 160-80 regular season record dating back to 2000 ranks second in the NFL. From 2000-09, the Colts produced 115 regular seasons wins, the most in a decade for any NFL club. Indianapolis also set an NFL record with 23-consecutive wins from 2008-09.

Irsay grew up with the Colts. His father, Robert, acquired the team when Jim was 13 years old. There's sincere sentiment when Irsay talks about those years of living with the team during summer camp, watching every game and riding the team bus. After he graduated from Southern Methodist University with a degree in broadcast journalism, he joined the franchise and worked in virtually every area, from ticket sales to public relations to football operations. When the Colts arrived in Indianapolis in 1984, Irsay was named general manager, the youngest to ever hold that job at age 24.

As other NFL teams have learned, it's not easy to sustain a winning franchise. Despite the fact that the Colts made it to a Super Bowl during the 2009 season, the team suffered a tumultuous campaign two years later in which Indianapolis posted a 2-14 record. Irsay made two crucial hires to regain the organization's prominence. General Manager Ryan Grigson and Head Coach Chuck Pagano were both inked in January of 2012 and brought a wealth of experience and knowledge that has led to three consecutive 11-5 seasons and playoff appearances from 2012-14. In 2014, the Colts earned another division title while posting a perfect 6-0 record against AFC South foes for the second-straight year. The season was capped with an appearance in the AFC Championship Game, the team's first since 2009.

As the Colts approached the 2012 campaign, Grigson and Pagano built a team led by the No. 1 overall draft pick, Stanford quarterback Andrew Luck. With new talent from the draft and free agency combined with record-setting veterans, the Colts were ready to show fans a new level of play and energy.

What no one expected was the news that broke just three games into the regular season. Coach Pagano had been diagnosed with leukemia and was undergoing treatment at the IU Simon Cancer Center. The team, community and country rallied behind Coach Pagano and his eventual return to the field in the regular season finale.



Owner & CEO Jim Irsay (left) with Head Coach Chuck Pagano (middle) and General Manager Ryan Grigson (right).

ADMINISTRATION

COACHING STAFF

FOOTBALL OPERATIONS

BUSINESS OPERATIONS

PLAYERS

2014 SEASON IN REVIEW

COLTS HISTORY

RECORDS

COLTS IN THE COMMUNITY



The Colts used Coach Pagano as motivation and extended the season for his return by reaching the AFC Playoffs. The nine-win improvement from the 2011 season is tied for the third-best in NFL history.

Continuing the process of building a team for sustained success, Irsay and the Colts were active in the 2015 offseason. The roster was strengthened in free agency following the signings of Pro Bowlers WR-Andre Johnson (Houston), RB-Frank Gore (San Francisco), and OLB-Trent Cole (Philadelphia) as well as the additions of G-Todd Herremans (Philadelphia), ILB-Nate Irving (Denver), DE-Kendall Langford (St. Louis), and S-Dwight Lowery (Atlanta) among others.

This year also marks the team's eighth season at Lucas Oil Stadium, one of America's finest sports venues and winner of numerous accolades and awards. All eyes were focused on the City of Indianapolis and the stadium when Super Bowl XLVI came to town. Largely regarded as one of the most successful Super Bowls ever, the event generated hundreds of millions of dollars in economic impact, not to mention the worldwide exposure for the city and state.

A hallmark of Jim Irsay's tenure of stewardship was the 2006 season, when the Indianapolis Colts won Super Bowl XLI with a 29-17 victory over Chicago. Following its triumphant title return, the team was welcomed by a raucous crowd lining downtown streets and filling the RCA Dome. Irsay responded by sending the Lombardi Trophy on a tour throughout Indiana. The 50-stop, 3,130-mile tour gave fans an opportunity to see, touch and have pictures taken with the trophy. That fall, he created a once-in-a-lifetime opportunity for fans to compete for one-of-five authentic Super Bowl rings. The effort raised more than \$225,000 for charity and entertained thousands who witnessed the 10 finalists take their chance to pick one-of-five treasure chests that contained a ring inscribed with, "Colts Fan."

An actively participating owner, Irsay chairs the League's Legislative Committee and serves on both the Finance Committee and the Super Bowl Advisory Committee. He also has served on the Executive Committee of the Management Council and the Pro-College Relations Committee. Additionally, Irsay was a member of the Realignment Working Group and the Working Club Executive Committee that authored the NFL's Collective Bargaining Agreement in 1993.

Irsay oversees the team's extensive contributions program. In their home city and state, the Irsay family is active in supporting programs that address health and wellness, community development, cancer research and the arts.

Although football has been the focus of Irsay's professional life, he is a music aficionado who collects rare guitars including, Les Paul's 1954 Gibson "Black Beauty," Jerry Garcia's "Tiger," the Fender Stratocaster that Bob Dylan played at the 1965 Newport Folk Festival and one of George Harrison's personal guitars. He is also an Americana fan who collects rare historical documents, including Jack Kerouac's original manuscript of *On the Road*.

Irsay has three daughters, Carlie Irsay-Gordon, Casey Foyt and Kalen Irsay, as well as five grandchildren.

All three daughters represent the next generation of ownership for the Indianapolis Colts as each was promoted to the position of vice chair/owner in March of 2012.

In reflecting on the organization, Jim Irsay says, "I could not be prouder of our franchise. Both the football side and the front office have never worked better together. Our fans, far and near, will witness and enjoy many years of success on and off the field. We have the best fans in the NFL and our goal is to continue our position as one of the most consistently 'best' teams in the league."




Owner & CEO Jim Irsay hoists the Lombardi Trophy following the Colts Super Bowl XLI victory over the Chicago Bears.



CARLIE IRSAY-GORDON

VICE CHAIR/OWNER

Carlie Irsay-Gordon is in her fourth season as vice chair/owner. She joined the Colts as vice president in July of 2008 and, along with sisters Casey and Kalen, represents the next generation of ownership for the club. Raised in and around the Colts organization, Carlie interned with the Colts in the football and marketing departments while pursuing her undergraduate degree. She also has represented the team at NFL Owners Meetings since 2004. Carlie graduated with a bachelor's degree in religious studies with a minor in geoscience from Skidmore College in 2005. She resides in Indianapolis with her husband, Zach Gordon, and three children.



CASEY FOYT

VICE CHAIR/OWNER

Entering her fourth season as vice chair/owner, Casey Foyt represents the next generation of ownership for the Indianapolis Colts along with her sisters Carlie and Kalen. She graduated from Indiana University with a degree in sports marketing. Following graduation, Casey worked for the NFL in London, England, planning the first regular season NFL game played outside North America, as well as special events associated with the game. The game was played in October of 2007 and featured the Giants and the Dolphins playing in Wembley Stadium. She joined the Colts in May of 2007 and focuses her energy on marketing and community relations. Casey helped revitalize the Colts Women's Organization and planned the group's first major fundraiser in 2007. She has been attending NFL Owners Meetings as she becomes more knowledgeable in all aspects of the league and the Colts franchise. Outside of football, Casey is president of Huddles Frozen Yogurt, Inc. Casey and her husband, Anthony J. Foyt, IV, reside in Indianapolis with their sons, Anthony Joseph Foyt, V and Lockey James.

group's first major fundraiser in 2007. She has been attending NFL Owners Meetings as she becomes more knowledgeable in all aspects of the league and the Colts franchise. Outside of football, Casey is president of Huddles Frozen Yogurt, Inc. Casey and her husband, Anthony J. Foyt, IV, reside in Indianapolis with their sons, Anthony Joseph Foyt, V and Lockey James.



KALEN IRSAY

VICE CHAIR/OWNER

Kalen Irsay is entering her fourth season as vice chair/owner. She joined the team in June of 2010 as vice president and, along with sisters Carlie and Casey, represents the next generation of Colts ownership. Like her sisters, Kalen grew up with the Colts organization as a significant part of her life since birth. She graduated with honors in 2010 from Indiana University's School of Health, Physical Education and Recreation with a bachelor's degree in sports management and marketing, making the dean's list three semesters. On a daily basis, Kalen is involved in corporate sales and community outreach programs, and currently serves on the board of the United Way of Central Indiana. She is president of the Indianapolis Colts Women's Organization and has also represented the team at NFL Owners Meetings.

Kalen was born and resides in Indianapolis.



RYAN GRIGSON

GENERAL MANAGER

Joined Colts: 2012
Years In NFL: 17 years
College: Purdue
Hometown: Highland, IN



Commitment and competitiveness are two principal themes that embody General Manager Ryan Grigson's stewardship with the Indianapolis Colts. His commitment to assembling the best team on the field has consistently placed the Colts among the league's top teams. Indianapolis has finished with 11-5 regular season records in each of the last three years while the team claimed AFC South Division championships in both 2013 and 2014. Grigson became the first general manager in franchise history to have teams reach the playoffs in each of his first three seasons at the helm, which included a 2014 AFC Championship Game appearance.

Grigson has implemented an aggressive approach to building the roster, which has netted significant results. In his first year as general manager in 2012, he overturned 70 percent of the roster as Indianapolis produced a nine-win turnaround, tied for the third-largest in league history. That season, Grigson earned Executive of the Year honors from the Pro Football Writers of America and *The Sporting News* becoming just the third general manager in team history to receive the award.

Since his start in January of 2012, Grigson has conducted 20 trades, signed 22 unrestricted free agents from other teams and selected 30 players in the NFL Draft. To date he has made more than 850 transactions, making him one of the most active general managers in the league. Arguably, Grigson's most significant trade came on August 26, 2012 when he dealt a second round draft selection to the Miami Dolphins for cornerback Vontae Davis. In three seasons with the Colts, Davis has totaled 145 tackles while leading the team with 37 passes defended and tying for the team lead in interceptions with eight. He was voted to his first career Pro Bowl after the 2014 season where he did not allow a single touchdown in coverage.



Known for finding talent outside of traditional measures, Grigson has signed numerous players that have contributed to the team from the Canadian Football League, Arena Football League, Indoor Football League, United Football League, Fall Experimental Football League and NCAA basketball. Most notably, inside linebacker Jerrell Freeman, who spent three seasons with the Saskatchewan Roughriders in the CFL, has emerged as a three-year starter at the position. Grigson's search has also yielded talent from different continents. In August of 2013, he signed Kenyan-born rugby player Daniel Adongo who had never played football prior to his arrival in Indianapolis. Adongo started the season on the practice squad and just three months later was signed to the active roster where he participated on special teams. Adongo is the first player born in the country of Kenya to compete in an NFL game. Additionally, 2013 first round draft pick Bjoern Werner (Germany) and free agent linebacker Henoc Muamba (Democratic Republic of the Congo) are natives of other countries.

Grigson has capitalized on his balance of free agents, trades and draft acquisitions. Fourteen unrestricted free agents from other teams have started games while nine draft picks have become starters, including five from the 2012 class (QB-Andrew Luck, TE-Coby Fleener, TE-Dwayne Allen, WR-T.Y. Hilton and NT-Josh Chapman). The Colts 2012 rookie contingent gained more scrimmage yards (3,108) than any other rookie class in the league since the 1970 NFL merger.

The 2015 roster was significantly strengthened following an active free agency period and draft. Grigson signed 14 veterans, which included OLB-Trent Cole, RB-Frank Gore, G-Todd Herremans, ILB-Nate Irving, WR-Andre Johnson, DE-Kendall Langford and S-Dwight Lowery along with re-signing Pro Bowl S-Mike Adams and special teamer S-Colt Anderson. Cole comes to Indianapolis with 85.5 career sacks, which



ranks second in Philadelphia history over his 10-year career with the Eagles. Gore and Johnson have combined to play in 317 games and lead their previous teams in all-time rushing (Gore with San Francisco, 11,073) and receiving (Johnson with Houston, 13,597). In the 2015 NFL Draft, Indianapolis bolstered its wide receiver corps with the addition of Phillip Dorsett in the first round (29th overall). In 2014, Dorsett earned All-ACC honors with the University of Miami as his 24.2 yards per catch average ranked second in the nation.

He also led the conference with 10 touchdown receptions. Grigson tapped into the defensive talent pool with the team's next four picks including, CB-D'Joun Smith (third round, 65th overall), DE-Henry Anderson (third round, 93rd overall), S-Clayton Geathers (fourth round, 109th overall) and DT-David Parry (fifth round, 151st overall). He concluded the draft with sixth round selections, RB-Josh Robinson (205th overall) and ILB-Amarlo Herrera (207th overall), and seventh round choice T-Denzelle Good (255th overall). The eight-player draft class combined to start in more than 250 career collegiate games.

The 2014 Colts featured the league's No. 3 overall offense (406.6 ypg.) and No. 6 scoring offense (28.6 ppg.), the highest rankings for the club since 2006 and 2010 respectively. Indianapolis won two playoff games and advanced to the AFC Championship for the first time since 2009. For the second consecutive year, the Colts finished 6-0 against the AFC South and currently hold a 13-game winning streak against the division, which ranks first in the NFL entering the 2015 campaign. Seven members of the team were selected to the Pro Bowl, all of which Grigson was responsible for drafting, trading for or signing/re-signing via free agency (S-Mike Adams, CB-Vontae Davis, WR-T.Y. Hilton, ILB-D'Qwell Jackson, QB-Andrew Luck, P-Pat McAfee, and K-Adam Vinatieri). Luck set a franchise record for the most passing yards in a single season (4,761) and led the NFL with 40 touchdown passes. He became just the fifth quarterback since 1970 to record 30-plus victories (33) in the first three seasons of a career, and his 12,957 passing yards are the most of any NFL player in his first three seasons in league history.



In 2013, the Colts posted their second consecutive 11-5 campaign while reaching the AFC Divisional Playoffs. The team clinched their eighth division title since 2002 and became the first team to finish a season with the least amount of turnovers and penalties since the Kansas City Chiefs in 2002. The ability for the Colts to pull together to overcome any obstacle was never more prevalent than their historic 45-44 AFC Wild Card win over the Chiefs. After being down 28 points in the third quarter, the Colts rallied to post the second largest comeback in NFL playoff history.

The team's astonishing turnaround in 2012 did not come without its fair share of adversity. Grigson was faced with the hurdle of leading an organization through the uncharted waters of being without their head coach, Chuck Pagano, for 12 weeks during the regular season as he battled leukemia. Rallying around their ailing coach, and under Interim Head Coach

Bruce Arians, the Colts won nine of their last 11 games to finish second in the AFC South and earn the AFC's fifth playoff seed. Indianapolis was just the third NFL team to make the playoffs one year after going 2-14 or worse and became the fourth team to win at least 10 games after a season of two-or-fewer victories.

The 2015 season begins Grigson's 17th year in an NFL front office. He joined the Colts after completing two seasons as director of player personnel for the Philadelphia Eagles. Grigson was promoted to the role in 2010 after serving the four previous seasons as the team's director of college scouting. His first position with the Eagles came as a western regional scout from 2004-05. Philadelphia earned a 75-52-1 regular season record during Grigson's tenure, making the playoffs five times in eight seasons. Four times the Eagles won 10-or-more games, while winning three NFC East titles, making two conference championship game appearances and reaching Super Bowl XXXIX.

ADMINISTRATION

COACHING STAFF

FOOTBALL OPERATIONS

BUSINESS OPERATIONS

PLAYERS

2014 SEASON IN REVIEW

COLTS HISTORY

RECORDS

COLTS IN THE COMMUNITY



Grigson began his NFL front office career in 1999 as a national scout with St. Louis. The Rams won Super Bowl XXXIV in his first season and then appeared in Super Bowl XXXVI two years later. St. Louis compiled a 56-24 regular season record during Grigson's stint with the team, making the playoffs four times in five seasons. Four times the Rams won 10-or-more games, while winning three NFC West titles and capturing two conference championship games.

In addition to his extensive NFL front office career, Grigson has a diverse background with experience in the Canadian Football League and the Arena Football League that has helped foster his innovative approach to talent acquisition. Grigson served as a pro scout with the Saskatchewan Roughriders of the CFL in 1998, supplementing that time as an assistant coach at McPherson College. In 1999, he joined the Buffalo Destroyers of the AFL as a player personnel coordinator/assistant coach.

Grigson was drafted by the Cincinnati Bengals as an offensive tackle in the sixth round (175th overall) of the 1995 NFL Draft. He was released by the Bengals in training camp and was claimed off waivers by the Detroit Lions where he spent the majority of the season on the active roster before being placed on Injured Reserve. After a brief stint in the CFL, Grigson retired due to back injuries.

An Indiana native, Grigson played at Highland High School, earning all-state and all-conference honors as a senior offensive lineman. He then attended Purdue from 1990-94. Grigson competed as a tight end during his freshman season before moving to tackle as a sophomore, where he remained for the duration of his career. He started five games his sophomore season before a life threatening injury against Minnesota ended his year. A blow to his abdomen resulted in pancreatitis, kidney failure and pneumonia. Following a five-week hospital stay, Grigson returned to start 10-of-11 appearances as a junior. As a senior, he was elected a team captain and started all 11 games.

The 2015 campaign will mark Grigson's second year on the National Football Scouting Board of Directors, the entity that directly oversees the NFL Scouting Combine each season in Indianapolis. He will serve his third season on the College Relations Advisory Committee, which governs the management of the NFL's relationship to the NCAA and its member institutions. Grigson will also spend his third season on the Bill Walsh Minority Coaching Fellowship Advisory Council whose objective is to use NFL training camps, offseason workout programs and mini-camps to give talented minority coaches the opportunity to observe, participate and gain experience toward the objective of obtaining a full-time NFL coaching position. His list of affiliations also includes his selection to the NFL General Manager Advisory Committee in 2013. The group serves as an extension to the NFL Competition Committee and provides feedback to the NFL's football operations department. Along with Grigson's Executive of the Year accolades following the 2012 campaign, he was also honored with the Drew Brees Mental Toughness Award by the National Football Foundation in June of 2013.

Grigson and his wife, Cynthia, reside in Indianapolis with their six children, Sophia (12), Noah (11), Luke (9), Levi (8), Ava (6) and Jonah (newborn).

CAREER EXPERIENCE:

1998	Saskatchewan Roughriders	Pro Scout
1998	McPherson College	Assistant Coach
1999	Buffalo Destroyers	Player Personnel Coordinator/Assistant Coach
1999-2000	St. Louis Rams	National Scout
2001-2003	St. Louis Rams	Area Scout
2004-2005	Philadelphia Eagles	Western Regional Scout
2006-2009	Philadelphia Eagles	Director of College Scouting
2010-2011	Philadelphia Eagles	Director of Player Personnel
2012-2015	Indianapolis Colts	General Manager



PETE WARD

CHIEF OPERATING OFFICER

Pete Ward enters his 35th season with the Indianapolis Colts in 2015. Ward was promoted to chief operating officer in 2010 after serving as the club's senior executive vice president since 2001. His duties and experiences have been wide-ranging and diverse and touch all areas of the organization. Ward began his affiliation with the Colts in 1981 as a summer and seasonal intern in the team's public relations department. Following his graduation from the University of Virginia in 1982, he was hired as the club's administrative assistant. Ward was promoted to director of operations shortly after the team's arrival in Indianapolis in March of 1984. He was then named vice president of administration in 1997. In addition

to general administrative management, Ward served as the point-person for the team on the design and construction of Lucas Oil Stadium. In March of 2012, he was named the chairman of the Indiana University Melvin and Bren Simon Cancer Center development board. In this role, Ward leads a 42-person panel. He also serves on the boards of the Indianapolis Symphony Orchestra, Visit Indy and the Indianapolis Chamber of Commerce. Ward also served as the team's liaison with the City of Indianapolis as it hosted its first ever Super Bowl (XLVI). Ward and his wife, Lena, have a daughter, Mady, and a son, Sam. Lena is also a member of the IU Simon Cancer Center development board, raising support for the Cancer Center's breast cancer research program. Ward was born in New Orleans and was raised in Carmel, Calif.



DAN EMERSON

VICE PRESIDENT AND GENERAL COUNSEL

Entering his fourth season as vice president and general counsel, Dan Emerson has represented the Colts since March of 1984, when the Club moved to Indianapolis. For nearly 35 years, Emerson was engaged in the private practice of law with the Indianapolis firm Bose McKinney & Evans, where he chaired the Employment Law and Sports and Entertainment Law groups, and served on the firm's Executive Committee. After graduating from Macalester College, where he played football and baseball, Emerson attended law school at Indiana University in Bloomington. He is a member of the Sports Lawyers Association, as well as the Indianapolis, Indiana State, American, Federal, and Seventh Circuit Bar Associations, and is a

past Chairman of both the Indiana State and Indianapolis Bar Associations' Labor and Employment Law Sections. Emerson is listed in Best Lawyers in America and is a Distinguished Fellow of the Indianapolis Bar Foundation. He is also active in various community and not-for-profit organizations and is the immediate past Chair of the Board of Directors of the Indiana Repertory Theatre. Born in Wichita Falls, Texas, he resides in Indianapolis with his wife, Ginny. They have two daughters, Emily and Ashley, one grandson, Riley Emerson Gilles, and one granddaughter, Caroline Avery Gilles.



DAN LUTHER

SPECIAL COUNSEL

Dan Luther enters his 13th season as special counsel to the Colts. Luther, a partner in the Chicago-based firm of Mayer Brown LLP, has represented Colts Owner & CEO Jim Irsay in legal matters since 1988 and represented the Colts in the negotiations that led to the construction of Lucas Oil Stadium. Luther graduated magna cum laude from Georgetown University with an A.B. in government and economics in 1983 and a J.D. in 1986. He is listed in Best Lawyers in America in the categories of Sports Law and Trusts and Estates. Luther was raised in Sayreville, N.J. He and his wife, Cathy, have two children, Meg (25) and Joe (22), and reside in River Forest, Ill.



KURT HUMPHREY

CHIEF FINANCIAL OFFICER

Kurt Humphrey is in his 32nd season with the Colts and his first as chief financial officer. He spent the previous 17 years as vice president of finance following 15 seasons as the team's controller. Humphrey oversees all daily financial business operations. He worked from 1979-1982 with Ernst & Young and from 1982-84 with Baldwin & Lyons prior to joining the Colts in 1984. Humphrey holds a bachelor's degree in accounting from Ball State University and is a Certified Public Accountant and a member of the American Institute of C.P.A.s. He has served on various Noble of Indiana Boards and Committees since 1986 and has participated in many charitable and relief efforts annually in the Philippines since 2010. Humphrey was born

on August 19, 1957 and grew up in Muncie, Ind. He has three children, Rob (35), Breanne (33) and Abby (29), and resides in Avon, Ind.



ADMINISTRATION

COACHING
STAFF

FOOTBALL
OPERATIONS

BUSINESS
OPERATIONS


PLAYERS

2014 SEASON
IN REVIEW

COLTS
HISTORY

RECORDS

COLTS IN THE
COMMUNITY





COACHING STAFF



CHUCK PAGANO

HEAD COACH

Joined Colts: 2012
Years In NFL: 14 years
College: Wyoming
Hometown: Boulder, CO



In three years as head coach of the Indianapolis Colts, Chuck Pagano has led the team to three consecutive 11-5 seasons while reaching the playoffs each year. In the process, Pagano became only the second head coach in NFL history to earn 11 wins in each of his first three seasons with a team and became the third head coach in Colts history to reach the playoffs in each of his first three years (Ted Marchibroda, 1975-77 and Tony Dungy, 2002-04). For two consecutive seasons, Indianapolis has posted perfect 6-0 records against AFC South opponents en route to back-to-back division titles. The Colts enter the 2015 campaign with a 13-game winning streak against division foes, having recorded a 16-2 mark against the AFC South dating back to 2012.

Under Pagano, the Colts went 33 games without losing two in a row from September 9, 2012 – September 7, 2014, which is the longest such streak in franchise history to start a career. Dating back to 2012, Indianapolis has recorded a 14-1 record in regular season games immediately following a loss and is 19-4 in games decided by one possession or less, which leads the league over a three year span (2012-14).

From his initial season as head coach of the Colts, Pagano has established a winning culture as the team maintains their yearly goal of hoisting the Lombardi Trophy. Known as one of the league's top motivators, he's ingrained this vision within the locker room, which has led to three consecutive playoff appearances.

"Our goal and vision from day one has never changed and that was to build a program for sustained success," said Pagano. "We want to win multiple championships."

Pagano guided the Colts to 11 wins in 2014, which included an appearance in the AFC Championship Game, the team's first since 2009. Indianapolis manufactured one of the best offensive seasons in franchise history, recording its highest single-season totals for net yards (6,506, 3rd in the NFL) and net passing yards (4,894, 1st in the NFL). The Colts scored 458 points, which was the second-highest yearly total in team history and the

team's 28.6 points per game average ranked sixth in the league. Andrew Luck set a single-season franchise record with 4,791 passing yards while setting career highs in completions (380), passing touchdowns (40, 1st in the NFL) and passer rating (96.5). Defensively, the Colts ranked seventh in the AFC against the pass (229.3 ypg.). Mike Adams tied for the NFL lead in takeaways (seven), while Vontae Davis ranked tied for third in the league in passes defended (18) as the two earned their first career Pro Bowl selections. On special teams, Adam Vinatieri tallied 140 points, the second-highest total of his career while Pat McAfee set single-season franchise records for net punting average (42.8), punts inside the 20-yard line (30) and kickoff touchbacks (70). Vinatieri and McAfee became the fourth punter-kicker duo from the same team to both be named to The Associated Press NFL All-Pro team as each earned Pro Bowl honors.

The team's resolve to stick to their vision was no more evident during the 2013 season. Pagano guided Indianapolis to a 6-1 record in games decided by one possession or less as the Colts registered four victories in games when trailing in the fourth quarter. In addition, Indianapolis became the first team to finish a season with the least amount of turnovers (14) and penalties (66) in the NFL since 2002. The club also finished with a franchise-low in turnovers and fumbles lost (four).





The year was highlighted by an AFC Wild Card Playoff victory against the Kansas City Chiefs on January 4, 2014. The Colts trailed by 28 points (38-10) with 12 minutes remaining in the third quarter. Following a 10-yard touchdown run by running back Donald Brown, quarterback Andrew Luck led the team to four touchdowns, including a three-yard pass to Brown, a 12-yard pass to tight end Coby Fleener, a five-yard fumble recovery for a score and the game-winning 64-yard touchdown pass to wide receiver T.Y. Hilton. The team embraced Pagano's no-panic attitude as they inched their way to victory. The win marked the second-largest comeback in NFL postseason history, behind Buffalo's 32-point comeback victory against the Houston Oilers on January 3, 1993. It was also the first time a team (regular season or postseason) won a game in regulation after trailing by as many as 28 points.

Pagano was named head coach of the Colts on January 25, 2012. His first season proved to be one of the most inspirational stories in NFL history. Pagano was forced to take a leave of absence just three games into the season after being diagnosed with a curable form of leukemia.

With a 1-2 record, the Colts were without their leader in the midst of a transition that had started taking shape in the offseason. Those who expected the Colts to falter didn't understand the principles on which Pagano built his squad. Terms like trust, loyalty, respect and team resonate throughout the Indiana Farm Bureau Football Center and are applied on game days.

Serving as the team's interim head coach, offensive coordinator Bruce Arians and the Colts defied the odds and rallied to a 9-3 record. During that time frame, Indianapolis secured a playoff berth and accomplished one of their primary goals – extending the season for Pagano. Some of the victories during Arians' term included a comeback win against Green Bay (Week 5) after trailing by 18 points, an overtime victory on the road at Tennessee (Week 8) and a last-second victory in Detroit (Week 13). In all, the Colts posted a 9-1 record in one-possession games in 2012, including winning their last eight.

As the regular season came to an end, the culmination of Arians' stretch as interim head coach concluded with the team's playoff-clinching victory at Kansas City (Week 16). The stage was set for Pagano to return after missing 12 weeks of action.

Division rival Houston visited Lucas Oil Stadium in the regular season finale in hopes of clinching the AFC's No. 1 seed in the playoffs. The Colts were not deterred, however, as the team corralled the emotion in Pagano's return and compiled a 28-16 win to finish the regular season with an 11-5 record. The real victory, however, was the return of a healthy Chuck Pagano. It was a day the Colts organization and fans will remember for generations.

In just eight months as a resident of Indiana, the Indianapolis community, the state, and the country showered Pagano and his family with an outpouring of support as he endured his battle with leukemia. It was this support along with the caregivers at the Indiana University Melvin and Bren Simon Cancer Center that he credits for his current state of remission. In return, Pagano has formed the CHUCKSTRONG Foundation, which has raised nearly \$2.5 million for continued cancer research. He also hosts an annual CHUCKSTRONG Tailgate Gala, which raises awareness and funds for cancer research. In June of 2014, Pagano released his book titled *Sidelined: Overcoming Odds through Unity, Passion, and Perseverance*. The book documents his battle with leukemia while giving readers insight into an inspiring 2012 Colts season. Proceeds from the book are donated to cancer research and other charities.

QUICK HITS

Pagano became the second head coach in NFL history to record 11-or-more wins in each of his first three seasons with a team.

Under Pagano, the Colts went 33 games without consecutive losses from September 9, 2012 – September 7, 2014, which is the second-longest streak for a Colts head coach. Pagano holds the longest such streak in franchise history to start a career.

Under Pagano, the Colts have recorded a 14-1 record in regular season games immediately following a loss. In 2013, Indianapolis was one of only four teams (Denver, New England and Seattle) to not lose consecutive games all season long.

Indianapolis has closed out games strong under Pagano as the team has posted a league-leading 19-4 record in games decided by one possession-or-less (eight points or less) from 2012-14.

The Colts have won their last 13 consecutive games against AFC South opponents, which is currently the longest division game winning streak in the NFL. Indianapolis' 16-2 record against division opponents dating back to 2012 ranks second in the league behind Denver (17-1).

ADMINISTRATION

COACHING
STAFFFOOTBALL
OPERATIONSBUSINESS
OPERATIONS

PLAYERS

2014 SEASON
IN REVIEWCOLTS
HISTORY

RECORDS

COLTS IN THE
COMMUNITY



ADMINISTRATION

COACHING STAFF

FOOTBALL OPERATIONS

BUSINESS OPERATIONS

PLAYERS

2014 SEASON IN REVIEW

COLTS HISTORY

RECORDS

COLTS IN THE COMMUNITY



Indianapolis' playoff run ended earlier than the team had wished after falling to the eventual Super Bowl XLVII champion Baltimore Ravens in an AFC Wild Card playoff contest. What was not lost were the numerous team and individual milestones that the Colts established in a season facing low expectations. Most notably, the 11-5 record was a nine-win improvement from the 2011 campaign, which tied for the third-largest one-year turnaround in NFL history. The Colts also registered their 12th 10-plus win season in the past 14 years, which is the most of any NFL team since 1999.

Pagano and Ariens were honored together by the Maxwell Football Club as the recipients of the 24th Annual Earle "Greasy" Neale Award for Professional Coach of the Year. The two also garnered AFC Coach of the Year honors as winners of the annual NFL 101 Awards. Pagano was selected by the PFWA as the winner of the 2013 George Halas Award, given to the NFL player, coach or staff member who overcame the most

adversity to succeed. Each year, the Fritz Pollard Alliance Foundation recognizes individuals who make a difference in diversity and inclusion at an annual awards banquet. In February of 2013, Pagano received the foundation's Game Ball Award for the differences he has made to level the playing field in the NFL for minorities.

In three seasons with the Colts, Pagano has coached 10 Pro Bowl players, including S-Mike Adams, CB-Vontae Davis, WR-T.Y. Hilton, ILB-D'Qwell Jackson, QB-Andrew Luck (three times), OLB-Robert Mathis (twice), P-Pat McAfee, LS-Matt Overton, K-Adam Vinatieri and WR-Reggie Wayne. In 2013, Mathis led the NFL and set a career-high with 19.5 sacks, earning him the inaugural Deacon Jones Award. In the process, he set a new franchise record with 111.0 career sacks.

The 2015 season will mark Pagano's 32nd year of coaching and 14th season in the NFL. Prior to joining the Colts, he spent four seasons with the Baltimore Ravens and the last (2011) as the team's defensive coordinator.

In 2011, Pagano's defensive unit finished third in the NFL in total defense (288.9 ypg.), second against the run (92.6 ypg.) and fourth against the pass (196.3 ypg.) on their way to an appearance in the AFC Championship Game. The Ravens also led the league in forced fumbles (21) and had the third-most sacks in the NFL (48.0), including a franchise record-tying 9.0 sacks in Week 12 against San Francisco.

Pagano served as the Ravens secondary coach for three seasons (2008-2010) before taking the reins as defensive coordinator. As the team's secondary coach, he led a defensive backfield that had to adjust to a number of injuries, including a significant loss of seven-time Pro Bowl safety Ed Reed, who started the 2010 campaign on the PUP list. Even after missing the first six games, Reed still led the league with eight interceptions in only 10 games in 2010.

In Pagano's first season with the Ravens (2008), the team led the NFL with 26 interceptions, including Reed's NFL-high nine picks. Reed, the league's only unanimous (50 votes) All-Pro in 2008, was also coached by Pagano at the University of Miami (Fla.). Pagano's secondary ranked second against the pass (179.7 ypg.) as the defense ranked No. 2 overall in the league, a drastic improvement from a No. 20 overall finish in 2007.

In his four seasons in Baltimore, Pagano's defenses allowed the second-fewest points per game (16.3) and the second-fewest net yards (292.3) in the NFL. The Ravens also ranked third in the NFL in scoring defense during that span.

Pagano posted a one-year stint as the defensive coordinator at the University of North Carolina in 2007, where he rejoined head coach Butch Davis from previous stops with the Cleveland Browns and Miami Hurricanes. Under Pagano, the defense improved from 92nd in the nation in 2006 to 35th in 2007.

Prior to UNC, Pagano spent two seasons (2005-06) as the defensive backs coach of the Oakland Raiders. In 2006, the Raiders led the NFL in pass defense, allowing just 150.8 yards per game, and ranked third in total defense, surrendering only 284.8 yards per contest. Cornerback Nnamdi Asomugha ranked third in the NFL with eight interceptions.

From 2001-04, Pagano coached the Cleveland secondary under then-head coach Butch Davis. In 2003, the defensive backs helped the Browns tie the franchise record for the fewest passing touchdowns allowed in a season with 13. Under Pagano's guidance in 2001, Cleveland's secondary accounted for 28 of the team's NFL-leading and team-record 33 interceptions. That season, rookie cornerback Anthony Henry led the NFL with 10 picks.



Pagano returned to the University of Miami (Fla.) from 1995-2000 for his second stint at the school, coaching the Hurricanes secondary as well as serving as the special teams coordinator. He coached four NFL first-round defensive backs: Duane Starks (Ravens, 10th-1998), Phillip Buchanon (Raiders, 17th-2002), Reed (Ravens, 24th-2002) and Mike Rumph (49ers, 27th-2002). During Pagano's second tenure in Miami, the Hurricanes blocked 39 kicks in 59 games. In 2000, the secondary was named the nation's best by *Football News*. His special teams unit also set a school record in 1996 with 12 blocked kicks.

Pagano started his coaching career as a graduate assistant at the University of Southern California (1984-85) before taking the same role at Miami (Fla.) in 1986. In 1987, he started a two-year stint at Boise State University where he coached outside linebackers. Pagano then spent one season (1989) at East Carolina University coaching the secondary before moving to UNLV where he led the secondary (1990) and eventually was named defensive coordinator in 1991. In 1992, Pagano returned to East Carolina, coaching the secondary and outside linebackers for three seasons (1992-94).

Collegiately, Pagano was a four-year letterman and two-year starter at strong safety for the University of Wyoming and graduated with a degree in marketing in 1984.

Pagano was a four-year letterman and two-year starter at strong safety at Fairview (Boulder, Colo.) High School. His brother, John, is the Chargers defensive coordinator and former defensive assistant for the Colts from 1998-2001. Both Chuck and John played for their father, Sam, who was the head coach at Fairview. Sam was selected to the 25th Hall of Fame induction class for the Colorado High School Activities Association in 2013. Chuck and his wife, Tina, have three daughters, Tara, Taylor and Tori, and three granddaughters, Avery, Addison and Zoey.

COACHING CAREER

1984-1985	Southern California	Graduate Assistant
1986	University of Miami (Fla.)	Graduate Assistant
1987-1988	Boise State	Outside Linebackers
1989	East Carolina	Secondary
1990	UNLV	Secondary
1991	UNLV	Defensive Coordinator/Secondary
1992-1994	East Carolina	Secondary/Outside Linebackers
1995-2000	University of Miami (Fla.)	Secondary/Special Teams
2001-2004	Cleveland Browns	Secondary
2005-2006	Oakland Raiders	Defensive Backs
2007	North Carolina	Defensive Coordinator
2008-2010	Baltimore Ravens	Secondary
2011	Baltimore Ravens	Defensive Coordinator
2012-2015	Indianapolis Colts	Head Coach





COLTS COACHING HISTORY

REGULAR SEASON & POSTSEASON

HEAD COACH	YEARS	RECORD	ASSISTANTS
Cecil Isbell	1947-49	9-22-1	N. Campofreda; D. Edmunds; A. Hewlitt; J. Hunt; J. Taylor (1947); T. Stidman (1947-48); L. Defilippo (1948); B. Conkright; W. Driskill; M. Michalske; C. O'Rourke (1949)
*1 Walter Driskill	1949	1-7	
Clem Crowe	1950	1-11	J. Hunt; W. Millner; R. Pirro
Keith Molesworth	1953	3-9	O. Douglas; R. Richards; N. Wasylik
Weeb Ewbank	1954-62	61-52-1	R. Murphy; J. Thomas (1954); F. Cumiskey; C. Winner (1954-62); T. Hughes (1955); F. Lauterbur (1955-56); H. Ball (1956-62); J. Bridgers; B. Shaw (1957-58); D. McCafferty; J. Sandusky (1959-62)
Don Shula	1963-69	73-26-4	G. Marchetti; J. Mutscheller; B. Pellington (1963); C. Winner (1963-65); D. McCafferty; J. Sandusky (1963-69); B. Arnsparger; D. Bielski (1964-69); C. Noll (1966-68); B. Boyd (1969)
Don McCafferty	1970-72	26-11-1	L. Rymkus (1970); D. Bielski; B. Boyd; H. Bullough; J. Idzik; J. Sandusky (1970-72); B. (Red) Miller (1971-72)
*2 John Sandusky	1972	4-5	
Howard Schnellenberger	1973-74	4-13	R. Callahan; B. Franklin; D. Voris (1973); P. McCulley; G. Sefcik; G. Young (1973-74); D. Doll; F. Lauterbur; J. Smith (1974)
*3 Joe Thomas	1974	2-9	
Ted Marchibroda	1975-79	41-36	P. McCulley; J. Smith (1975-76); F. Lauterbur (1975-77); W. Dovell (1975-78); M. Baughan; G. Boutselis (1975-79); D. Bielski; E. Khayat (1977-79); R. Hawkins (1978); J. Symank; E. Zwahlen (1979)
Mike McCormack	1980-81	9-23	D. Bielski; G. Boutselis; J. Idzik; E. Khayat; J. Symank; J. Vitt; C. Weber; R. Wietcha (1980-81); B. Boyd; C. Powers (1981)
Frank Kush	1982-84	11-28-1	B. Carson (1982); B. Valsente (1982-83); Z. Bratkowski; G. Cunningham; H. Hunter; R. Mann; R. Theder; R. Venturi; M. Westhoff (1982-84); G. Catavolos (1984)
*4 Hal Hunter	1984	0-1	
Rod Dowhower	1985-86	5-24	S. Sidwell (1985); J. Becker; G. Catavolos; G. Hill; T. Lovat; B. Matthews; C. Myers; K. Rowen; R. Venturi; T. Zupancic; J. Marshall (1986)
*5 Ron Meyer	1986	3-0	
Ron Meyer	1987-91	33-36	J. Becker; G. Hill; T. Lovat; J. Marshall; C. Myers; K. Rowen (1987-88); L. Burnett; G. Catavolos; R. Venturi; T. Zupancic; G. Briner (1989); L. Kennan; D. Scarneccia (1989-90); M. Jackson; B. Muir; B. Seely (1989-91); D. Ahrens; S. Croom; S. Furness (1991)
*6 Rick Venturi	1991	1-10	
Ted Marchibroda	1992-95	32-35	A. Gibbs (1992); G. Catavolos; D. Painter; F. Peay; J. Robertson; B. Seely; R. Venturi (1992-93); N. Nicolau (1992-94); R. Blackledge; G. Huey; T. Zupancic; F. Bruney (1993-95); T. Batta; G. Blache; J. Johnson; H. Kuhlmann; J. Robinson; P. Thomas; V. Tobin (1994-95); L. Infante (1995)
Lindy Infante	1996-97	12-21	F. Bruney (1996); T. Batta; G. Blache; R. Blackledge; C. Bresnahan; C. Davis; B. Geis; G. Huey; J. Johnson; H. Kuhlmann; J. Robinson; P. Thomas; T. Zupancic; J. Robertson (1997)



Jim Mora	1998-01	32-34	G. Blache; R. Tillman; T. Zupancic (1998); B. Arians (1998-00); G. Catavolos; G. Huey; T. Marciano; T. Moore; H. Mudd; M. Murphy; J. Norvell; J. Pagano; K. Spencer; J. Torine (1998-01); V. Fangio; T. Grantham (1999-01); R. Howell (2000-01); J. Hufnagel (2001)
Tony Dungy	2002-08	92-33	C. Foerster (2002-03); D. Reynolds (2002-06); J. Caldwell; C. Christensen; R. Howell; G. Huey; R. Meeks; T. Moore; H. Mudd; M. Murphy; R. Purnell; J. Teerlinck; R. Thomas; J. Torine; A. Williams (2002-07); P. Metzelaars (2004-08); L. Frazier (2005-06); R. Perry; B. Teerlinck; C. Woods (2007-08); F. Reich (2008)
Jim Caldwell	2009-11	28-24	H. Mudd (2009); G. Huey; T. Moore (2009-10); C. Christensen; L. Coyer; R. Howell; P. Metzelaars; M. Murphy; R. Perry; F. Reich; R. Rychleski; B. Teerlinck; J. Teerlinck; R. Thomas; J. Torine; A. Williams (2009-11); J.B. Cooter; R. Prince; R. Turner (2010-11); D. Fitzsimmons; D. Walker (2011)
Chuck Pagano	2012-13	23-12	R. Anderson; B. Arians (2012); T. Berbenich (2013-15); J. Bettcher (2012); B. Boyer; C. Christensen; R. Chudzinski (2014-15); G. Emanuel; J. FitzGerald; J. Gilbert; M. Gillhamer; F. Giufre; H. Goodwin (2012); P. Hamilton (2013-15); J. Hostler (2015); R. Howell; H. Hunter (2013-15); M. Maalouf (2012); G. Manuskay;
*7 Bruce Arians	2012	9-3 (wins credited to Pagano)	R. Marandino; T. McMahon (2013-15); A. Roberts; D. Walker (2012-14); B. White; C. Williams
*1 Succeeded Isbell for last eight games			*5 Succeeded Dowhower for last three games
*2 Succeeded McCafferty for last nine games			*6 Succeeded Meyer for last 11 games
*3 Succeeded Schnellenberger for last 11 games			*7 Filled in for an ill Pagano for 12 games (Weeks 5-16)
*4 Succeeded Kush for last game			

ADMINISTRATION

COACHING STAFF

FOOTBALL OPERATIONS

BUSINESS OPERATIONS

PLAYERS

2014 SEASON IN REVIEW

COLTS HISTORY

RECORDS

COLTS IN THE COMMUNITY



ADMINISTRATION

COACHING STAFF

FOOTBALL OPERATIONS

BUSINESS OPERATIONS

PLAYERS

2014 SEASON IN REVIEW

COLTS HISTORY

RECORDS

COLTS IN THE COMMUNITY



GREG MANUSKY

DEFENSIVE COORDINATOR

Joined Colts: 2012
Years In NFL: 15 years
College: Colgate
Hometown: Dallas, PA



Greg Manusky enters his fourth season with the Colts as the team's defensive coordinator. He holds 15 years of NFL coaching experience following a 12-year playing career in the league.

In 2014, Manusky guided a defense that helped record the team's third straight 11-5 regular season record and second consecutive AFC South Division Championship. The defense finished 11th in the NFL in yards allowed, an improvement of nine spots from a No. 20 ranking in 2013. The Colts also finished second in the league in third down percentage allowed (33.3%), which was the lowest single-season percentage allowed in team history since 1972. From Weeks 4 through 7, the Colts only allowed one third down conversion in four straight games, marking the longest such streak by an NFL team since 1970.

Manusky coached three defensive players who earned their first career Pro Bowl nods in safety Mike Adams, cornerback Vontae Davis and inside linebacker D'Qwell Jackson. Adams ranked tied for first in the NFL in takeaways (seven), while Davis finished tied for third with a career-high 18 passes defended. Jackson led the team with 184 tackles (111 solo) and notched career highs in sacks (4.0) and fumble recoveries (four). Manusky also guided outside linebacker Jonathan Newsome, a fifth-round pick in the 2014 NFL Draft, who led the team and finished second among rookies with 6.5 sacks.

In 2013, Manusky led a defense that helped produce an 11-5 regular season record for the second straight season and an AFC South Division Championship. The defense finished the year ranked fourth in the AFC in points allowed (21.0), tied for fifth in sacks (42.0) and eighth in interceptions (15). Outside linebacker Robert Mathis earned his sixth consecutive Pro Bowl selection after leading the NFL and posting career highs in sacks (19.5) and forced fumbles (eight). Inside linebacker Jerrell Freeman led the team in tackles (169) for the second straight year and set career highs in sacks (5.5), forced fumbles (six), fumble recoveries (two) and interceptions (two). His forced fumbles total tied for third in the NFL and first among inside linebackers. Cornerback Darius Butler posted a team-leading four interceptions for the second straight year and led all AFC cornerbacks from 2012 to 2013 with eight interceptions.

In 2012, Manusky incorporated a new 3-4 hybrid defensive scheme that helped produce an 11-5 record and an AFC Wild Card playoff berth. The Colts defense compiled 32.0 sacks and 12 interceptions, four of which were returned for touchdowns, tying the most for a single season in franchise history. The defense also allowed opponents to convert only 38.1 percent of their third down attempts.

Manusky guided Mathis and Dwight Freeney as they made the conversion from defensive end to the linebacker position. Mathis led the team with 8.0 sacks while Freeney totaled 5.0. Safety Antoine Bethea topped the 100-tackle plateau for the fifth consecutive year and Freeman set a new franchise record for tackles in a single season (203) in his first year with the Colts. Butler (four) and Davis (three) led the team in interceptions, while Butler returned two picks for touchdowns.

In 2012, the defensive unit represented several individual awards, including Mathis' fifth consecutive career Pro Bowl selection. Cornerbacks Cassius Vaughn, Butler and Davis all garnered AFC Defensive Player of the Week honors.

Manusky spent the 2011 campaign as the defensive coordinator of the San Diego Chargers. Under his direction, the defense allowed an average of 224.4 net passing yards per game as safety Eric Weddle tied for the NFL lead with seven interceptions and earned a trip to the 2012 Pro Bowl. Manusky also coached linebacker Antwan Barnes, who set a career-high with 11.0 sacks, which ranked 11th in the NFL.

Prior to joining the Chargers, Manusky spent four seasons (2007-2010) as defensive coordinator of the San Francisco 49ers. His 2009 unit did not allow a touchdown in five separate games while forcing an NFL-best 21 fumbles, allowing just 3.6 yards per rush and sacking the opposing quarterback 44.0 times.



Manusky's first tenure with the Chargers lasted four seasons (2002-06), during which he served as the linebackers coach. In the 2006 campaign, San Diego linebackers accounted for 42.5 of the team's 61.0 regular season sacks.

Manusky was a linebacker and special teams standout during his 12-year NFL playing career that included stops in Washington, Minnesota and Kansas City. He recorded a stretch where he participated in 113 consecutive games. Manusky earned All-Madden Team honors in 1991 and retired from the NFL in 2000.

Manusky started his coaching career in 2000, working as a volunteer linebackers and special teams coach with the Tampa Bay Buccaneers during training camp. He then joined the Redskins staff in 2001 as the team's linebackers coach.

Throughout his career, Manusky has coached an impressive list of Pro Bowl players, including Mathis, Davis, Jackson and Adams with the Colts and Weddle, Shawne Merriman, Donnie Edwards and Junior Seau with the Chargers. He also guided Patrick Willis, Justin Smith and Walt Harris with the 49ers and LaVar Arrington with the Redskins.

A native of Wyoming, Pa., Manusky attended Dallas High School before moving on to Colgate University where he was a four-year letterman and an All-Colonial League selection. As a senior in 1987, Manusky was named the Colonial League's Defensive Player of the Year. He graduated with degrees in education and geology.

Manusky and his wife, Laurie, have two sons, Colton and Jake, and two daughters, Logan and Chandler.

COACHING CAREER

2001	Washington Redskins	Linebackers
2002-2006	San Diego Chargers	Linebackers
2007-2010	San Francisco 49ers	Defensive Coordinator
2011	San Diego Chargers	Defensive Coordinator
2012-2015	Indianapolis Colts	Defensive Coordinator



PEP HAMILTON

OFFENSIVE COORDINATOR

Joined Colts: 2013
Years In NFL: 10 years
College: Howard
Hometown: Charlotte, NC



Pep Hamilton enters his third season with the Indianapolis Colts as the team's offensive coordinator. Hamilton holds 17 years of combined coaching experience in the NFL and collegiate ranks.

In 2014, Hamilton led an offense that ranked first in the NFL in passing yards, third in total net yards, third in first downs and sixth in points scored. The team also set franchise single-season records for net yards (6,506) and net passing yards (4,894), while recording the second-most points (458) and third-most first downs (371). Quarterback Andrew Luck earned his third consecutive Pro Bowl nod after leading the NFL in passing touchdowns (40) and ranking third in passing yards (4,761). He also set a franchise record with eight consecutive 300-yard passing games.

Wide receiver T.Y. Hilton earned his first career Pro Bowl honor and finished with the sixth-most receiving yards (1,345) in the NFL while contributing with seven touchdowns. He also joined Marvin Harrison and Reggie Wayne as the only Colts with 1,300-plus receiving yard seasons. Wayne topped 700 receiving yards for the year and wide receiver Donte Moncrief contributed with 444 yards and three touchdowns while becoming the seventh rookie in Colts history to record multiple 100-yard games in a season. Tight ends Coby Fleener and Dwayne Allen became the first tight end duo on the same team to each record eight touchdowns apiece in a single season in NFL history and combined to account for 1,169 receiving yards.



ADMINISTRATION

COACHING STAFF

FOOTBALL OPERATIONS

BUSINESS OPERATIONS

PLAYERS

2014 SEASON IN REVIEW

COLTS HISTORY

RECORDS

COLTS IN THE COMMUNITY

Hamilton worked with a Colts offensive line that saw 11 different starting lineups throughout the 2014 season. The unit allowed only 29.0 sacks, which ranked eighth in the NFL and was the lowest total for the team since the 2010 campaign. The offensive line also opened rushing lanes for the team to total 1,612 yards and nine rushing touchdowns.

In his first season with the Colts, Hamilton led an offense that overcame numerous injuries, as eight offensive players were placed on Injured Reserve, including four starters: tight end Dwayne Allen, running back Vick Ballard, guard Donald Thomas and wide receiver Reggie Wayne. The Colts averaged 341.8 yards of offense per game and the team's 1,743 total rushing yards were the most for the franchise since the 2006 campaign. Indianapolis set club records for fewest turnovers (14) and fumbles lost (four) and became the first team in the NFL to finish a season with the least amount of turnovers and penalties since the 2002 Kansas City Chiefs.

Hamilton was reunited with his quarterback from Stanford, Andrew Luck, who continued his strong level of play from his rookie year, leading the Colts to their second consecutive 11-5 season and their first AFC South Division Championship since 2010. His 11 fourth quarter/overtime game-winning drives and 8,196 passing yards both set records for an NFL quarterback through his first two seasons. Luck earned his second straight Pro Bowl appearance and was named AFC Offensive Player of the Week for the second time in his career in a Week 7 victory against Denver.

Hamilton guided a group of receivers headlined by Wayne and Hilton. Hilton led the Colts with 82 receptions for 1,083 yards and five touchdowns, claiming his first career 1,000-yard season. Wayne recorded 38 catches for 503 yards and two touchdowns for the year before suffering a season-ending injury in Week 7.

The Colts offensive line allowed only 32.0 sacks on the year, which ranked sixth in the NFL and fourth in the AFC, despite having to use seven different starting lineups throughout the season. Tackles Anthony Castonzo and Gosder Cherilus were the only linemen to start all 16 games for the Colts.

Prior to joining the Colts, Hamilton spent three seasons at Stanford University (2010-12), his last two as the team's offensive coordinator and quarterbacks coach. He worked closely with Luck, who was a two-time Heisman Trophy finalist, the Pac-12 Conference Player of the Year (2010 and 2011), the Johnny Unitas Golden Arm Award recipient, the Walter Camp Football Foundation Player of the Year and the Maxwell Award winner as the nation's top player. Luck threw 82 touchdown passes in 38 career games, breaking John Elway's career record for touchdown passes. He also moved to the top of Stanford's career list in total offense.

In 2012, Hamilton and the Cardinal were the victors of the 99th Annual Rose Bowl as the team compiled a 12-2 record (8-1 Pac-12). Stanford averaged 27.9 points per game and 374.4 net yards per game. Hamilton tutored quarterback Kevin Hogan, who completed 109-of-152 passes for 1,096 yards and nine touchdowns after being inserted as the starter for the remaining five games of the season. He also guided running back Stepfan Taylor, who finished his Stanford career as the team's all-time leader in career rushing yards (4,212) and tied the school career record in total touchdowns (44).

In his first season as Stanford's offensive coordinator in 2011, the Cardinal scored a school-record 561 points while averaging 43.2 points per game, which ranked seventh in the nation. The offense also set school single-season records for total offense (6,361) and finished eighth in the country in net yards per game (489.3).

As Stanford's wide receivers coach in 2010, Hamilton coached a total of 17 players who caught passes, including 10 who hauled in at least one touchdown from Luck. Stanford's wide receivers and tight ends combined to catch a school-record 32 touchdowns, while setting the single-season record for scoring (524), scoring average (40.3) and total offense (6,142 yards).

Prior to joining Stanford, Hamilton spent seven seasons in the NFL. He served as the quarterbacks coach of the Chicago Bears (2007-09) and was an offensive assistant and quarterbacks coach with the San Francisco 49ers in 2006. Hamilton was with the New York Jets for three seasons holding titles as offensive assistant/quarterbacks coach (2004-05) and offensive quality control coach (2003). He spent one season as the pro personnel intern for the Baltimore Ravens in 2002 before landing his first full-time position with the Jets in 2003. Hamilton also interned with the Washington Redskins (2001) and Kansas City Chiefs (2000).

In his final season as the quarterbacks coach for the Bears (2009), Hamilton guided Jay Cutler, who set single-season franchise records for completions (336) and passing attempts (555). In 2008, Kyle Orton compiled the fifth-highest completion percentage in team history (58.5) while finishing sixth in franchise annals in passing yards (2,972).



With the 49ers, Hamilton helped groom Alex Smith to become the first quarterback in team history to take every snap from center over an entire campaign (2006). He also worked closely with Jets quarterback Chad Pennington in 2004 as New York started 5-0 prior to Pennington's injury that forced him to miss the next three games.

Hamilton began his coaching career at his alma mater, Howard University, where he served as the Bison's quarterbacks coach from 1997-2001. He also took on duties as the team's offensive coordinator for three seasons (1999-2001). A former college quarterback, Hamilton earned Howard's scholar-athlete award on two consecutive occasions (1995 and 1996) before earning his business degree in 1997.

COACHING CAREER

1997-1998	Howard	Quarterbacks
1999-2001	Howard	Offensive Coordinator/Quarterbacks
2000	Kansas City Chiefs	Summer Coaching Intern
2001	Washington Redskins	Summer Coaching Intern
2002	Baltimore Ravens	Pro Personnel Intern
2003	New York Jets	Offensive Quality Control
2004-2005	New York Jets	Offensive Assistant/Quarterbacks
2006	San Francisco 49ers	Offensive Assistant/Quarterbacks
2007-2009	Chicago Bears	Quarterbacks
2010	Stanford	Wide Receivers
2011-2012	Stanford	Offensive Coordinator/Quarterbacks
2013-2015	Indianapolis Colts	Offensive Coordinator



TOM McMAHON

SPECIAL TEAMS COORDINATOR

Joined Colts: 2013
Years In NFL: 9 years
College: Carroll College
Hometown: Helena, MT



Tom McMahon enters his third season as the special teams coordinator of the Indianapolis Colts. McMahon holds eight previous years of NFL coaching experience and spent the 2012 campaign as the special teams coach with the Kansas City Chiefs.

Last season, McMahon coached two Associated Press First Team NFL All-Pro and Pro Bowl selections in punter Pat McAfee and kicker Adam Vinatieri. McAfee converted a career-high three inside kicks and set single-season franchise records for punts pined inside the 20-yard line (30), net punting average (42.8) and kickoff touchbacks (70). Vinatieri made 30-of-31 field goals and at one point made 35 consecutive attempts, which was the fourth-longest streak in NFL history. In addition, he scored the third-highest single-season point total (140) in team history. The Colts special teams unit held opponents to the third-lowest punt return average (5.9) in the NFL in 2014.

In 2013, McMahon coached Vinatieri, who set a career-high with 35 field goals made while recording 139 points, the third-highest total of his career. He also tied a career-high with four field goals made from over 50 yards. McAfee set a then-franchise single-season record with 27 punts pined inside the 20-yard line and also set the team single-game record with six such punts in Week 7 against Denver. McMahon also guided Andy Studebaker, who recorded a career-high 18 special teams tackles, and Sergio Brown, who posted nine special teams tackles and helped down seven of McAfee's punts inside the 10-yard line, including six inside the five-yard line.

With the Chiefs in 2012, McMahon guided AFC Pro Bowl punter Dustin Colquitt, who ranked second in the NFL with 45 punts pined inside the 20-yard line while averaging 46.8 yards per punt and a net average of 40.8.

McMahon joined Kansas City following three seasons (2009-2011) as the special teams coordinator for the St. Louis Rams. In 2010, the Rams posted the league's third-best net punting average at 40.0 yards per punt. In addition, Rams punt returner Danny Amendola led the NFL with 12 returns of 20-plus yards in 2009 and 2010 combined.



ADMINISTRATION

COACHING STAFF

FOOTBALL OPERATIONS

BUSINESS OPERATIONS

PLAYERS

2014 SEASON IN REVIEW

COLTS HISTORY

RECORDS

COLTS IN THE COMMUNITY

Prior to his time in St. Louis, McMahon spent two seasons (2007-08) as an assistant special teams coach for the Atlanta Falcons. He was crucial in the development of kick returner Jerious Norwood, who tallied 2,628 kickoff return yards, which ranked third in the NFL over that two-year span.

Before joining the Falcons, McMahon coached outside linebackers and special teams at the University of Louisville (2006). Under his guidance, kicker Art Carmody earned the Lou Groza Award as the nation's top kicker.

McMahon spent 11 seasons coaching at Utah State University (1995-2005), including eight campaigns as a full-time assistant. He served as the defensive line coach and recruiting coordinator from 2001-05 after coaching linebackers and special teams from 1998-2000. McMahon joined Utah State in 1995 as a graduate assistant, helping coach defensive ends.

McMahon started his coaching career at his alma mater, Carroll College, in 1992 as the school's secondary coach. He spent one year at Bozeman (Mont.) High School in 1993 before returning to Carroll to coach the secondary in 1994.

A native of Helena, Mont., McMahon and his wife, Kim, have three children, Dawson, Emmett and Quincy.

COACHING CAREER

1992	Carroll College	Secondary Coach
1993	Bozeman (Mont.) High School	Assistant Coach
1994	Carroll College	Secondary Coach
1995-1997	Utah State	Graduate Assistant
1998-2000	Utah State	Linebackers/Special Teams Coach
2001-2005	Utah State	Defensive Line/Recruiting Coordinator
2006	Louisville	Outside Linebackers/Special Teams Coordinator
2007-2008	Atlanta Falcons	Assistant Special Teams Coach
2009-2011	St. Louis Rams	Special Teams Coordinator
2012	Kansas City Chiefs	Special Teams Coach
2013-2015	Indianapolis Colts	Special Teams Coordinator



ROY ANDERSON SAFETIES COACH

Joined Colts: 2012
Years In NFL: 11 years
College: Howard
Hometown: Tallahassee, FL



Roy Anderson enters his fourth year with the Indianapolis Colts as the team's safeties coach. The 2015 campaign will mark Anderson's eighth season coaching in the NFL ranks.

In 2014, Anderson coached starting safeties Mike Adams, Sergio Brown and LaRon Landry, as well as backups Colt Anderson and Dewey McDonald. Adams earned his first career Pro Bowl nod after starting all 16 games, tying for the NFL lead in takeaways (seven) and tying for third in the NFL in interceptions (five). He also finished the season with a career-high 93 tackles and tied a personal-best with 11 passes defended. Brown set career highs in games started (eight), tackles (33), passes defended (six) and sacks (1.0).

In 2013, Anderson coached starting safeties Antoine Bethea and Landry, as well as reserves Brown, Delano Howell and Corey Lynch. Bethea topped the 100-tackle mark for the sixth consecutive season, ranking second on the team with 121 stops. In his first year with the Colts, Landry finished the season with 87 tackles (59 solo), which ranked fourth on the team. Howell played in six games and posted career highs in tackles (24) and passes defended (two) before being placed on Injured Reserve on November 26, 2013.

In his first year with the Colts, Anderson guided starters Bethea and Tom Zbikowski. Bethea topped the 100-tackle plateau (114) for the fifth consecutive season and exceeded 800 tackles for his career. He also added



2.0 sacks and seven passes defended having started all 16 games for his fifth straight year. Zbikowski notched 47 tackles, 1.0 sack, one interception and five passes defended. His 11 starts, 47 tackles and 28 solo stops were all career highs. The safeties also contributed to a secondary that allowed 23 passing touchdowns and a 20.9 opponents completions per game average, which both ranked seventh in the AFC.

Anderson joined the Colts after spending seven seasons with the Baltimore Ravens, the last two as the team's defensive assistant/secondary coach. He handled defensive quality control duties and also worked with the defensive backfield. In 2011, the Baltimore defense finished third in the NFL in total defense (288.9 ypg.), second against the run (92.6 ypg.) and fourth against the pass (196.3 ypg.) on their way to an appearance in the AFC Championship Game.

In 2009, his first season as defensive assistant, Anderson worked primarily with the defensive line and helped the Ravens rank third in the NFL, allowing 300.5 yards per game.

Anderson originally joined the Ravens in 2005 as a player personnel assistant, where he was involved in the NFL Draft and free agency process through evaluating players, organizing free agent tryouts and monitoring potential trade transactions.

Prior to joining the Ravens, Anderson worked as a graduate assistant with Louisiana State University during the 2004 season. Working with the wide receivers, Anderson helped tutor future NFL players Dwayne Bowe, Buster Davis, Skyler Green and Early Doucet.

Anderson started his coaching career in 2002 as a graduate assistant with Florida A&M University working with the quarterbacks. He then served as a student assistant with Florida State University the following season working in the same capacity with the team's quarterbacks.

Anderson was a four-year letterman as a quarterback at Howard University and was named to the All-Mid-Eastern Athletic Conference Scholar-Athlete Team in 2001. He was also a two-year recipient of the Howard University Scholar-Athlete Award (2000 and 2001). Anderson graduated with a bachelor's degree in business administration and also earned his master's in sports management from Florida State in 2003.

Anderson is from Tallahassee, Fla., where he attended Godby High School and lettered all four years in football and baseball.

COACHING CAREER

2002	Florida A&M	Graduate Assistant
2003	Florida State	Student Assistant
2004	Louisiana State	Graduate Assistant
2005-2007	Baltimore Ravens	Player Personnel Assistant
2008	Baltimore Ravens	Coaching Assistant
2009	Baltimore Ravens	Defensive Assistant
2010-2011	Baltimore Ravens	Defensive Assistant/Secondary
2012-2015	Indianapolis Colts	Safeties



TIM BERBENICH

DEFENSIVE ASSISTANT

Joined Colts: 2013
Years In NFL: 12 years
College: Hamilton College
Hometown: Huntington, NY



Tim Berbenich enters his third season with the Indianapolis Colts and first as defensive assistant. He spent the last two years (2013-14) as the team's offensive assistant. Berbenich holds 12 years of NFL coaching experience, including six seasons with the Tampa Bay Buccaneers.

Last year, he helped coach an offense that set franchise single-season records in net yards (6,506) and net passing yards (4,894), while recording its second-highest point total (458) for a season. The team finished the regular season ranked first in the NFL in passing yards, third in net yards, fourth in time of possession and sixth in points scored. The Colts allowed only 29.0 sacks in 2014, which ranked eighth in the NFL and was the lowest total for the team since the 2010 campaign.

In 2013, Berbenich helped coach an offense that averaged 341.8 yards per game, including 232.8 passing and 108.9 rushing. The Colts 1,743 total rushing yards were the most for the team since the 2006 campaign. Indianapolis set franchise records for fewest turnovers (14) and fumbles lost (four) and became the first team in the NFL to finish a season with the least amount of turnovers and penalties since the 2002 Kansas City Chiefs. The Colts notched 35 10-play drives in 2013, which tied for second in the NFL. Indianapolis also only allowed 32.0 sacks for the year, which ranked sixth in the NFL and fourth in the AFC.

From 2009-2011, Berbenich served as the assistant wide receivers coach for the Buccaneers. In 2010, he tutored a group that featured four rookies, including Mike Williams, who led all rookie receivers in the NFL with 65 receptions for 964 yards and 11 touchdowns. Williams also finished second in voting for The Associated Press Offensive Rookie of the Year.

In Berbenich's first season working with Tampa Bay receivers (2009), Antonio Bryant led the group with four touchdowns while Maurice Stovall achieved career highs in receiving yards (366) and receptions (24). He also guided Sammie Stroughter who, as a seventh-round selection in 2009, finished third on the team with 31 catches.

In 2008, Berbenich served as the team's assistant running backs coach. He helped oversee a Buccaneers offense that rushed for an average of 4.1 yards per carry, the fifth-highest average in team history. Tampa Bay's 114.8 rushing yards per game in 2008 was also the ninth-best average in team history.

Berbenich spent his first two seasons with the Buccaneers as the team's offensive quality control coach. He was part of a coaching staff that led Tampa Bay to an NFC South title in 2007.

Berbenich was an offensive assistant for the New York Jets during the 2003 and 2004 seasons before adding quality control duties in 2005. He initially joined the Jets on a full-time basis in 2002 as an operations assistant after interning with the team in operations during training camp from 2000-02. During his tenure in New York, the Jets reached the postseason during the 2002 and 2004 campaigns.

At Hamilton College, Berbenich competed as a wide receiver while earning his degree in economics. A native of Huntington, N.Y., Berbenich and his wife, Diane, have two sons, Jack and Drew.

COACHING CAREER

2002	New York Jets	Operations Assistant
2003-2004	New York Jets	Offensive Assistant
2005	New York Jets	Offensive Assistant/Quality Control Coach
2006-2007	Tampa Bay Buccaneers	Offensive Quality Control Coach
2008	Tampa Bay Buccaneers	Assistant Running Backs Coach
2009-2011	Tampa Bay Buccaneers	Assistant Wide Receivers Coach
2013-2014	Indianapolis Colts	Offensive Assistant
2015	Indianapolis Colts	Defensive Assistant



BRANT BOYER

ASSISTANT SPECIAL TEAMS COACH

Joined Colts: 2012
Years In NFL: 4 years
College: Arizona
Hometown: Henefer, UT



ADMINISTRATION

COACHING
STAFFFOOTBALL
OPERATIONSBUSINESS
OPERATIONS

PLAYERS

2014 SEASON
IN REVIEWCOLTS
HISTORY

RECORDS

COLTS IN THE
COMMUNITY

Brant Boyer enters his fourth season as the assistant special teams coach of the Indianapolis Colts.

Last season, Boyer helped coach two Associated Press First Team NFL All-Pro and Pro Bowl selections in punter Pat McAfee and kicker Adam Vinatieri. McAfee converted a career-high three onside kicks and set single-season franchise records for punts pined inside the 20-yard line (30), net punting average (42.8) and kickoff touchbacks (70). Vinatieri made 30-of-31 field goals and at one point made 35 consecutive attempts, which was the fourth-longest streak in NFL history. In addition, he scored the third-highest single-season point total (140) in team history. The Colts special teams unit held opponents to the third-lowest average punt return (5.9) in the NFL in 2014.

In 2013, Boyer coached long snapper Matt Overton who earned his first career Pro Bowl selection. The previous year at a specialists combine in Arizona, Boyer discovered Overton and brought him to Indianapolis for a workout prior to his signing in April of 2012. Boyer assisted Vinatieri, who set a career-high with 35 made field goals and recorded 139 points, the third-highest total of his career. He also tied a career-high with four field goals made from over 50 yards. McAfee set a then-franchise single-season record with 27 punts pined inside the 20-yard line and also set the team single-game record with six such punts in a Week 7 victory against Denver. Boyer also helped coach Andy Studebaker, who recorded a career-high 18 special teams tackles, and Sergio Brown, who posted nine special teams stops. Brown was instrumental in downing seven of McAfee's punts inside the 10-yard line, including six inside the five-yard line.

In 2012, the special teams unit compiled numerous accolades en route to an 11-5 campaign. Boyer guided McAfee, who set then-franchise single-season records for punting average (48.2), net punting average (40.3), 50-yard average games (five) and kickoff touchbacks (45). The special teams unit logged a punt and kickoff return for a touchdown, which marked the sixth time in franchise history and the first time since 2001 that the team accomplished the feat. Deji Karim returned a kickoff 101 yards for a touchdown in Week 17 against Houston, which was the longest return in franchise history since 1973. Wide receiver T.Y. Hilton handled the majority of the punt return duties and assisted in posting the team's fourth-highest average (11.1) in franchise history. Hilton registered a 75-yard punt return in Week 12 against Buffalo, which tied for the second-longest return in franchise history. His 111 punt return yards in that game were the most by a Colts rookie in a single game.

Boyer joined the Colts after completing a 10-year playing career in the National Football League. He also served as a coaching intern with the New York Giants (2010) and Cleveland Browns (2009).

During his playing career, Boyer played linebacker and was a standout on special teams for the Miami Dolphins (1994), Jacksonville Jaguars (1995-2000) and Cleveland Browns (2001-03). He served as a special teams captain for both the Jaguars and Browns and led the unit in tackles in 2002 and 2003. Boyer was a two-time member of the *USA Today's* All-Joe Team, once as a linebacker and once as a special teams player. In 2002, his teammates selected him for the Cleveland Browns Unsung Hero Award.

Boyer played in 129 career games and totaled 250 tackles, 13.0 sacks, six interceptions, one forced fumble and 15 passes defended. He originally entered the league as a sixth-round selection (177th overall) of the Miami Dolphins in the 1994 NFL Draft.

Before entering the NFL, Boyer starred as an inside linebacker at the University of Arizona, serving as a captain of the "Desert Swarm" defense and leading the team in tackles during his senior season. While at Arizona, Boyer helped lead the Wildcats to their first 10-win season in 90 years and a 29-0 victory over the Miami Hurricanes in the 1993 Fiesta Bowl.

Boyer and his wife, Melissa, have two sons, Brayton and Braddock.



COACHING CAREER

2009	Cleveland Browns	Training Camp Coaching Intern
2010	New York Giants	Training Camp Coaching Intern
2012-2015	Indianapolis Colts	Assistant Special Teams Coach



CLYDE CHRISTENSEN

QUARTERBACKS COACH

Joined Colts: 2002
Years In NFL: 20 years
College: North Carolina
Hometown: Covina, CA



Clyde Christensen enters his 14th season with the Indianapolis Colts and his fourth as the team's quarterbacks coach. Christensen has also served as the team's offensive coordinator (2010-11), assistant head coach/wide receivers (2008-09) and wide receivers coach (2002-07). During his tenure in Indianapolis, the Colts have made 12 trips to the playoffs (2002-2010, 2012-14), won nine division championships (2003-07, 2009-2010, 2013-14), made two Super Bowl appearances (2006 and 2009) and collected one Super Bowl Championship (2006).

Last season, Christensen led quarterbacks Andrew Luck and Matt Hasselbeck. Luck set a single-season franchise record for passing yards (4,761) and posted an NFL-high 40 touchdown passes. He was named to his third straight Pro Bowl and earned AFC Offensive Player of the Month (November) honors for the first time in his career and Player of the Week (Week 3) honors for the third time. Luck led the Colts to their third straight 11-win season and their first AFC Championship Game since 2009. From 2012-14, he notched the most passing yards (12,957), the second-most passing touchdowns (86) and tied for the second-most regular season victories (33) by any NFL quarterback in his first three seasons.

In 2013, Christensen tutored Luck, Hasselbeck and Chandler Harnish. Luck guided the Colts to their second consecutive 11-5 season and their first AFC South Division Championship since 2010. His 11 fourth quarter/overtime game-winning drives and 8,196 passing yards both set records for an NFL quarterback through his first two seasons. In the AFC Wild Card game against Kansas City, Luck totaled the second-most passing yards (443) in a single game in franchise history and the fifth-most in NFL postseason history. His four touchdown passes tied for the second-most in franchise postseason history, while his 45 rushing yards were the second-most by a Colts quarterback in a playoff contest. For the year, Luck was named to his second straight Pro Bowl and earned AFC Offensive Player of the Week honors for the second time in his career in a Week 7 win against Denver.

In 2012, Christensen was responsible for overseeing Luck as the No. 1 overall draft selection, as well as backups Drew Stanton and Harnish. Christensen guided Luck to one of the most successful rookie campaigns in franchise and league history. He completed 339-of-627 passes for 4,374 yards, 23 touchdowns and 18 interceptions. Luck's passing yards, attempts and 300-yard passing games (six) were the most by an NFL rookie in league history. His completions were the second-most followed by his touchdowns, which ranked third. Luck also broke the NFL single-game rookie record for passing yards (433) in the team's Week 9 victory against Miami. With an 11-5 record, he led the Colts to the most wins by a No. 1 overall draft pick during his rookie season. Luck also became one-of-five quarterbacks since 1966 to win 10-or-more games in his rookie campaign. He set a new Colts record for the most rushing touchdowns by a quarterback in a single season with five, while ranking second among AFC quarterbacks in rushing yards (255). Luck was named to the Pro Bowl following his rookie campaign. He earned AFC Offensive Player of the Week honors (Week 9), while earning PEPSI MAX NFL Rookie of the Week accolades on three occasions and FedEx Air NFL Player of the Week honors in Week 9.

As offensive coordinator in 2011, Christensen oversaw an offense that gained 1,594 rushing yards, which was the most by any Colts unit since 2007. On the season, the Colts averaged 4.17 yards per carry, the most for Indianapolis since 2004. Christensen was also tasked with preparing three different starting quarterbacks (Kerry Collins, Curtis Painter and Dan Orlovsky) and helped Painter and Orlovsky turn in career-high performances.

In his first season as offensive coordinator (2010), Christensen led an offensive unit which totaled over 5,000 net yards for the 13th consecutive season and over 400 points for the 10th time in 12 seasons. Quarterback Peyton Manning completed 450-of-679 passing attempts for 4,700 yards and 33 touchdowns. Manning set an



NFL single-season record for completions (450) and extended his records with his 13th consecutive 25-plus touchdown season and 11th 4,000-plus passing yard season. Manning also set club single-season records for completions, attempts (679) and yards (4,700).

While overseeing the wide receivers for his first six seasons in Indianapolis, Christensen sent at least one player from his position group to the Pro Bowl each year, including Marvin Harrison (2002-06) and Reggie Wayne (2006-09). Christensen also helped develop Austin Collie, who was named to *The Sporting News*, *Pro Football Weekly* and Pro Football Writers All-Rookie teams in 2009. Two of the players Christensen coached, Harrison and Wayne, currently rank first and second in team history in numerous career receiving categories including receptions, receiving yards, touchdowns and 100-yard receiving games. Under Christensen's watch, Harrison set franchise single-season records for receptions (143 in 2002), most games with at least 10 receptions (six in 2002), receiving yards (1,722 in 2002), 100-yard receiving games (10 in 2002) and touchdown receptions (15 in 2004).

Christensen spent six seasons in Tampa Bay, working with the tight ends from 1996-98 and quarterbacks from 1999-2000, before being named offensive coordinator in 2001. As offensive coordinator, he helped wide receiver Keyshawn Johnson record a franchise-best 106 receptions while quarterback Brad Johnson registered a franchise-high 340 completions. During his time in Tampa Bay, the Buccaneers made four playoff appearances.

Before joining the Buccaneers, Christensen spent two seasons (1994-95) as co-offensive coordinator/quarterbacks coach at Clemson University. From 1992-93, he served as quarterbacks coach at the University of Maryland, helping put together offenses that ranked in the top five nationally in both of his seasons with the Terrapins.

In 1991, Christensen served as running backs coach at the University of South Carolina. He was the receivers/tight ends coach at Holy Cross College in 1989, and was promoted to offensive coordinator in 1990.

From 1986-88, Christensen was the offensive coordinator, running backs coach and quarterbacks coach at East Carolina University while taking charge of recruiting at the school. He oversaw quarterbacks and wide receivers at Temple University from 1983-85 after serving in a similar role at East Tennessee State University from 1980-82. Christensen began his coaching career as a graduate assistant at the University of Mississippi in 1979.

Christensen was an All-America quarterback at Fresno City Junior College in 1975 before transferring to the University of North Carolina (1977-78) and leading the Tar Heels to Peach and Liberty Bowl bids. Christensen holds a bachelor's degree in industrial relations from North Carolina.

Christensen was born in Los Angeles. He and his wife, Debbie, have three daughters, Rachel, Rebecca and Ruth.

COACHING CAREER

1979	Mississippi	Graduate Assistant
1980-1982	East Tennessee State	Quarterbacks/Wide Receivers
1983-1985	Temple	Quarterbacks/Wide Receivers
1986-1988	East Carolina	Offensive Coordinator/Running Backs/Quarterbacks
1989	Holy Cross	Receivers/Tight Ends
1990	Holy Cross	Offensive Coordinator
1991	South Carolina	Running Backs
1992-1993	Maryland	Quarterbacks
1994-1995	Clemson	Co-Offensive Coordinator/Quarterbacks
1996-1998	Tampa Bay Buccaneers	Tight Ends
1999-2000	Tampa Bay Buccaneers	Quarterbacks
2001	Tampa Bay Buccaneers	Offensive Coordinator
2002-2007	Indianapolis Colts	Wide Receivers
2008-2009	Indianapolis Colts	Assistant Head Coach/Wide Receivers
2010-2011	Indianapolis Colts	Offensive Coordinator
2012-2015	Indianapolis Colts	Quarterbacks



ADMINISTRATION

COACHING STAFF

FOOTBALL OPERATIONS

BUSINESS OPERATIONS

PLAYERS

2014 SEASON IN REVIEW

COLTS HISTORY

RECORDS

COLTS IN THE COMMUNITY



ROB CHUDZINSKI

ASSOCIATE HEAD COACH

Joined Colts: 2014
Years In NFL: 12 years
College: Miami (FL)
Hometown: Toledo, OH



Rob Chudzinski enters his second year with the Indianapolis Colts and first as associate head coach. He served as special assistant to the head coach in 2014. Chudzinski provides input on both sides of the ball along with assisting Head Coach Chuck Pagano. He also helps with game management and handles special projects. Chudzinski holds 21 years of coaching experience, including the previous 11 seasons in the NFL.

Chudzinski's relationship with Pagano dates back to the University of Miami in 1986. Pagano was a graduate assistant during Chudzinski's freshman year at the school. The two then coached the Hurricanes together from 1995-2000 prior to a stint with the Cleveland Browns in 2004.

In 2014, Chudzinski helped the Colts to their third consecutive 11-win season and second straight AFC South title. The team recorded a perfect 6-0 division record for the second straight year, marking the first time in franchise history they've accomplished the feat in back-to-back seasons. Indianapolis also won two postseason contests and reached the AFC Championship Game for the first time since 2009. Chudzinski assisted an offense that ranked first in the NFL in passing (305.9 ypg.) and passing touchdowns (42). The Colts ranked third in the league in total offense (406.6 ypg.), which was a 12-spot improvement from a No. 15 ranking in 2013 and ranked sixth in the NFL in scoring (28.6 ppg.), which was an eight-spot jump from the previous season. Defensively, Indianapolis improved in all three categories including total defense, rushing defense and passing defense.

In 2013, Chudzinski served as the head coach of the Cleveland Browns. Cleveland finished 18th in the NFL in total offense and 11th in passing yards, marking the highest ranking for the team dating back to 1991. The Browns also finished ninth in total defense, which was the highest ranking since 1994. Cleveland recorded 40.0 sacks as a team and tied for the league lead with 16 total players with a sack.

Chudzinski developed six Pro Bowlers and five Associated Press All-Pro selections in Cleveland including, TE-Jordan Cameron, WR-Josh Gordon, CB-Joe Haden, C-Alex Mack, T-Joe Thomas and S-T.J. Ward. Four of those players, including Cameron, Gordon, Haden and Ward were first-time Pro Bowl selections. Gordon became the first Browns player to lead the NFL in receiving yards (1,646). He played in just 14 games and also recorded the 10th-most receiving yards in a season in NFL history. Cameron posted career highs with 80 receptions for 917 yards and seven touchdowns. His receiving yards ranked second among NFL tight ends in 2013, while his receptions total ranked third.

Prior to joining the Browns, Chudzinski spent two years (2011-12) as offensive coordinator of the Carolina Panthers. In 2011, the team set club records for total yards (6,237) and first downs (345), one year after experiencing franchise lows in both categories. Carolina scored 48 touchdowns overall after recording 17 the year before his arrival. Chudzinski tutored quarterback Cam Newton, who became the first rookie in NFL history to throw for 4,000 yards, while setting an NFL record for rushing touchdowns by a quarterback with 14 en route to being named the 2011 Associated Press Offensive Rookie of the Year. The Panthers also became the first team in NFL history with three 700-yard rushers in DeAngelo Williams (836), Jonathan Stewart (761) and Newton (706).

Chudzinski had two stints with the San Diego Chargers, where he served as the assistant head coach/tight ends from 2009-2010 and tight ends coach from 2005-06. He coached tight end Antonio Gates, who recorded both of his 1,000-yard receiving seasons under Chudzinski in 2005 and 2009.

From 2007-08, Chudzinski served as offensive coordinator of the Browns. In 2007, Cleveland scored 402 points and tallied 5,621 yards of total offense, both of which ranked as the third-most in franchise history. In addition, the team tied for seventh in the NFL in touchdowns and eighth in total offense after finishing 30th and 31st, respectively, the year prior.



Chudzinski began his NFL coaching career in 2004 as the Browns tight ends coach, where he worked with first-round draft choice Kellen Winslow. During the season, he was elevated to offensive coordinator for the final five games following Butch Davis' resignation as head coach.

From 1994-2003, Chudzinski coached at his alma mater, the University of Miami (Fla.). He spent two seasons (1994-95) as a graduate assistant, five (1996-2000) as tight ends coach and three (2001-03) as offensive coordinator. During his three seasons as offensive coordinator, the Hurricanes compiled a record of 35-3 and played in a BCS Bowl Game every year, including two National Championship appearances. Chudzinski helped shape several future NFL Pro Bowlers, including Bubba Franks, Frank Gore, Andre Johnson, Willis McGahee, Bryant McKinnie, Clinton Portis, Jeremy Shockey and Kellen Winslow.


Chudzinski played tight end at Miami from 1986-1990, as he was a three-year starter and a member of two national championship teams (1987 and 1989). He graduated with a B.A. in business administration in 1990 and went on to earn his MBA in 1996.

Chudzinski was inducted into the 2015 University of Miami Sports Hall of Fame. His class was comprised of two-time Olympic medalist Lauryn Williams as well as football stars Jonathan Vilma, Kevin Patrick, Rusty Medearis, Winston Moss and the late Sean Taylor among others.

A native of Toledo, Ohio, Chudzinski and his wife, Sheila, have three sons, Kaelan, Rian and Declan, and one daughter, Margaret.

COACHING CAREER

1994-1995	University of Miami (Fla.)	Graduate Assistant
1996-2000	University of Miami (Fla.)	Tight Ends
2001-2003	University of Miami (Fla.)	Offensive Coordinator
2004	Cleveland Browns	Tight Ends/Interim Offensive Coordinator (five games)
2005-2006	San Diego Chargers	Tight Ends
2007-2008	Cleveland Browns	Offensive Coordinator
2009-2010	San Diego Chargers	Assistant Head Coach/Tight Ends
2011-2012	Carolina Panthers	Offensive Coordinator
2013	Cleveland Browns	Head Coach
2014	Indianapolis Colts	Special Assistant to the Head Coach
2015	Indianapolis Colts	Associate Head Coach



GARY EMANUEL

DEFENSIVE LINE COACH

Joined Colts: 2012
Years In NFL: 6 years
College: Plymouth State
Hometown: New London, CT



Gary Emanuel enters his fourth season as defensive line coach for the Indianapolis Colts. Emanuel holds 34 years of coaching experience, including 28 years in the collegiate ranks.

In 2014, Emanuel guided a unit that recorded 263 tackles and 22.5 sacks, while overcoming the loss of outside linebacker Robert Mathis to injury, who led the NFL in sacks in 2013. Last season, rookie outside linebacker Jonathan Newsome paced the team with 6.5 quarterback takedowns, which ranked second among all NFL first-year players. He also recorded a sack-forced fumble in the AFC Divisional Playoff game at Denver, which led to a Colts touchdown.

Emanuel coached a 2013 defensive line that contributed with 31.0 of the team's 42.0 sacks, which tied for fifth in the AFC and 11th in the NFL. Mathis earned his sixth consecutive Pro Bowl selection after leading the NFL in sacks (19.5) and forced fumbles (eight). Emanuel also helped tutor two Colts draft picks, including first-round selection Bjoern Werner and fourth-round pick Montori Hughes.



ADMINISTRATION

COACHING STAFF

FOOTBALL OPERATIONS

BUSINESS OPERATIONS

PLAYERS

2014 SEASON IN REVIEW

COLTS HISTORY

RECORDS

COLTS IN THE COMMUNITY

In 2012, Emanuel balanced a defensive line that featured seven different starters. In three key Colts victories, the unit played an integral part in stopping the run. In a Week 2 win over Minnesota, the line held Adrian Peterson, the league's leading rusher, to just 60 yards. It was his lowest total of the season. The Colts also limited Cleveland to 55 total rushing yards in a Week 7 victory and held Titans running back Chris Johnson to 44 yards in the team's Week 14 win. Redding led the unit with 46 tackles, 2.0 sacks, four passes defended and one fumble recovery in his first season with the team. Nose tackle Antonio Johnson posted 30 tackles and defensive tackle Ricardo Mathews added 22 stops and one pass defended.

Emanuel joined the Colts following his second stint at Purdue University in 2010, serving as the defensive line coach and sharing the role of defensive coordinator before fully taking over defensive coordinator duties in 2011. He previously was an assistant with the Boilermakers from 1997-2004, coaching defensive tackles (1997-99) and defensive ends (2000-04) and serving as an assistant head coach for his final two seasons (2003-04).

In his first season back at Purdue (2010), Emanuel mentored a defense that finished first in the Big Ten in both sacks (33.0) and tackles for loss (91.0), while also helping to improve Purdue's rushing defense that finished last in the conference in 2009 to sixth in 2010. The Boilermakers surrendered 426 fewer rushing yards in 2010 than the previous season, an average of 35.5 fewer yards per game. Emanuel also capped the development of All-America selection Ryan Kerrigan in 2010. In his lone season working with the defensive end, Emanuel helped Kerrigan lead the nation in tackles for loss, lead the conference in sacks and earn Big Ten Defensive Player and Lineman of the Year honors, as well as the first unanimous All-America recognition by a Boilermaker defender in school history.

From 2005-06, Emanuel coached the defensive line for the San Francisco 49ers. He made a one-year stop at San Jose State University (2007) prior to joining the Rutgers University coaching staff as the defensive line coach from 2008-09.

In his previous tenure at Purdue (1997-2004), the Boilermakers ranked seventh or better in rushing defense in the Big Ten each year, including second in 2004 and third in 2000, 2001 and 2003. The team's averages of 96.4 and 105.3 yards allowed per game in 2003 and 2004 ranked 10th and 14th nationally. Emanuel coached defensive end Akin Ayodele who was named a First Team All-Big Ten choice in 2001 and played nine seasons in the NFL with the Jacksonville Jaguars, Dallas Cowboys, Miami Dolphins and Buffalo Bills. Emanuel also guided defensive ends Ray Edwards (Minnesota Vikings and Atlanta Falcons), Rob Ninkovich (New Orleans Saints, Miami Dolphins and New England Patriots), Shaun Phillips (San Diego Chargers, Denver Broncos, Tennessee Titans and Indianapolis Colts) and Anthony Spencer (Dallas Cowboys).

All told, Emanuel has coached more than 20 players who have gone on to play in the NFL and has been part of 14 teams that played in bowl games, including nine at Purdue.

Emanuel was one of 26 coaches invited to participate in the NCAA's annual Expert Coaches Academy in 2007. He has had five internships/fellowships with NFL teams, including: Buffalo Bills (1992), Chicago Bears (1995), Cleveland Browns (1999), Arizona Cardinals (2000) and Oakland Raiders (2001).

Emanuel was a defensive line coach at Washington State University from 1994-96. In 1994, the Cougars ranked second in the NCAA in total defense (229.0 ypg.), third in scoring defense (12.1 ppg.) and third in rushing defense (73.8 ypg.). From 1991-93, he served in the same capacity at Syracuse University, helping the defense rank 11th and fifth in the NCAA in 1991 and 1992, respectively. Emanuel was an assistant coach at Dartmouth College from 1988-1991, the University of Massachusetts from 1986-88, West Chester University from 1985-86 and at Plymouth State University from 1981-84. He also served as Plymouth State's head basketball coach from 1983-85.

A native of New London, Conn., Emanuel attended Westchester Community College in Valhalla, N.Y., from 1976-78. He started at offensive guard both years, serving as team co-captain and earning First Team NCSA All-America honors as a freshman. He played in the 1977 Junior College Coastal Conference All-Star game. Emanuel then moved on to Plymouth State to earn a bachelor's degree in physical education in 1982 while playing football for two seasons.

In 2011, Emanuel was one of seven coaches invited to the NCAA's Champion Forum, which features a select group of football coaches who have been identified as potential candidates for head football coaching positions at NCAA colleges or universities.

Emanuel is married to his wife, Angela.



COACHING CAREER

1981	Plymouth State	Assistant Offensive Line
1982-1984	Plymouth State	Offensive Coordinator/Offensive Line
1985-1986	West Chester	Defensive Line
1986-1988	Massachusetts	Outside Linebackers
1988-1991	Dartmouth	Defensive Line
1991-1993	Syracuse	Defensive Line
1994-1996	Washington State	Defensive Line
1997-1999	Purdue	Defensive Tackles
2000-2002	Purdue	Defensive Ends
2003-2004	Purdue	Assistant Head Coach/Defensive Ends
2005-2006	San Francisco 49ers	Defensive Line
2007	San Jose State	Defensive Line
2008-2009	Rutgers	Defensive Line
2010	Purdue	Co-Defensive Coordinator/Defensive Line
2011	Purdue	Defensive Coordinator/Defensive Line
2012-2015	Indianapolis Colts	Defensive Line



JEFF FITZGERALD

LINEBACKERS COACH

Joined Colts: 2012
Years In NFL: 22 years
College: Oregon State
Hometown: Burbank, CA



Jeff Fitzgerald enters his fourth season as the linebackers coach for the Indianapolis Colts. The 2015 campaign will mark Fitzgerald's 22nd season coaching in the NFL ranks.

In 2014, Fitzgerald coached starting linebackers Jerrell Freeman, D'Qwell Jackson and Erik Walden. For the first time since 2011, two Colts linebackers (Freeman and Jackson) topped 100 tackles on the season. In his first year in Indianapolis, Jackson earned his first career Pro Bowl nod after starting all 16 games for the fourth consecutive season and leading the team with 184 tackles (111 solo). He set single-season career highs in sacks (4.0) and fumble recoveries (four). Freeman topped 100 tackles (144) for the third straight year, while adding 1.5 sacks, six passes defended and one forced fumble. In three postseason starts, he added 37 tackles, 1.5 sacks, one forced fumble and one fumble recovery. Walden recorded 57 tackles and a personal-best 6.0 sacks on the year.

In 2013, Fitzgerald led a group of linebackers that featured Freeman, Pat Angerer and newcomers Kelvin Sheppard and Walden. Freeman led the Colts in tackles (169) for the second consecutive season, while setting career highs in sacks (5.5), forced fumbles (six), fumble recoveries (two) and interceptions (two). His forced fumbles total tied him for third in the NFL and first among inside linebackers. Angerer finished with 87 tackles on the season and one interception, while Sheppard added 62 tackles and 1.0 sack in 15 games played. Walden recorded 58 tackles, 3.0 sacks, one forced fumble and one fumble recovery in 15 starts.

Colts linebackers accounted for three of the top five tacklers on the team in 2012, including Freeman (203), Kavell Conner (73) and Angerer (57). The linebackers combined for 22.0 of the team's 32.0 sacks while adding five of the six recorded forced fumbles. Another bright spot during the 2012 campaign was the emergence of Freeman. Following a three-year career in the Canadian Football League with the Saskatchewan Roughriders (2009-2011), Freeman joined the Colts and led the team with a franchise-record 203 tackles (116 solo) while adding 2.0 sacks, one interception returned for a touchdown, one forced fumble and two passes defended. He became the first undrafted NFL player to return an interception for a touchdown in his debut since 1987.

Prior to joining Indianapolis, Fitzgerald spent the previous four seasons (2008-2011) as the linebackers coach of the Cincinnati Bengals. In 2011, the Bengals defense was among the best in the NFL, ranking seventh overall (316.3 ypg.), ninth in passing defense (211.6 ypg.), 10th against the run (104.7 ypg.) and ninth in points allowed (20.2 ppg.). Fitzgerald coached linebacker Thomas Howard who led the team in tackles (120) in his first season with the club. In 2010, Cincinnati linebackers Dhani Jones, Keith Rivers and Rey Mauluga finished first, second and third on the team in tackles, respectively.

ADMINISTRATION

COACHING
STAFFFOOTBALL
OPERATIONSBUSINESS
OPERATIONS

PLAYERS

2014 SEASON
IN REVIEWCOLTS
HISTORY

RECORDS

COLTS IN THE
COMMUNITY



ADMINISTRATION

FitzGerald directed the Baltimore Ravens linebackers for four seasons (2004-07). In 2006, he became only the second linebackers coach in NFL history to have four of his players named to the Pro Bowl in the same season (Ray Lewis, Bart Scott, Terrell Suggs and Adalius Thomas). He also mentored linebackers for the Arizona Cardinals (2001-03) and Washington Redskins (1998-99).

FitzGerald started his NFL coaching career with the Tampa Bay Buccaneers, assisting with the defensive backs and special teams for four seasons (1990-93), while also working on the development of the advanced computer and video systems in use today.

COACHING STAFF

Prior to entering the NFL, FitzGerald served as a graduate assistant coach at the University of Cincinnati (1985) and the University of Alabama (1986-87), where he earned a master's degree in education, before being promoted to a full-time assistant at Alabama (1988-89). He also served as a linebackers coach at San Diego State University from 1994-97.

FitzGerald is a native of Burbank, Calif., and played linebacker collegiately at Oregon State University before transferring to Cal State-Northridge. While attending Cal State-Northridge, he worked as an assistant coach at John Burroughs High School (1981-82) and Burbank High School (1983-84).

FOOTBALL OPERATIONS

A professionally trained race car driver, FitzGerald enjoys spending his time off racing and instructing new drivers. FitzGerald has traveled extensively with many stops throughout Europe, Australia and Asia.

BUSINESS OPERATIONS

COACHING CAREER

1985	University of Cincinnati	Graduate Assistant
1986-1987	Alabama	Graduate Assistant
1988-1989	Alabama	Assistant Coach
1990-1993	Tampa Bay Buccaneers	Defensive Backs/Special Teams
1994-1997	San Diego State	Linebackers
1998-1999	Washington Redskins	Defensive Assistant/Linebackers
2000	Arizona Cardinals	Quality Control Coach
2001-2003	Arizona Cardinals	Linebackers
2004-2007	Baltimore Ravens	Linebackers
2008-2011	Cincinnati Bengals	Linebackers
2012-2015	Indianapolis Colts	Linebackers

PLAYERS

2014 SEASON IN REVIEW

COLTS HISTORY



JOE GILBERT
OFFENSIVE LINE COACH

Joined Colts: 2012
Years In NFL: 4 years
College: Hamilton College
Hometown: Horseheads, NY



RECORDS

COLTS IN THE COMMUNITY

Joe Gilbert enters his third season as the offensive line coach for the Indianapolis Colts, following one year as assistant offensive line coach in 2012. Gilbert holds 29 years of coaching experience, which includes 25 years at the collegiate level.

Last season, he worked with an offensive line that saw 11 different starting lineups throughout the year. The line helped pave the way for the team to set franchise single-season records in net yards (6,506) and net passing yards (4,894), while recording its second-highest point total (458) for a season. The Colts allowed only 29.0 sacks in 2014, which ranked eighth in the NFL and was the lowest total for the team since the 2010 campaign.

In 2013, Gilbert coached an offensive line that blocked for quarterback Andrew Luck to throw for 3,822 yards and 23 touchdowns, while only allowing 32.0 sacks on the year, which ranked sixth in the NFL and fourth in the AFC. Indianapolis rushed for 1,743 yards on the season, which was the highest total for the team since 2006. Gilbert managed an offensive line that saw seven different starting lineups throughout the season. Tackles Anthony Castonzo and Gosder Cherilus were mainstays on the line, as they both started all 16 games.



In 2012, Gilbert assisted with a Colts offensive line that provided time for Luck to set NFL rookie records for passing yards (4,374), attempts (627) and 300-yard passing games (six). The line also opened holes for a Colts rushing attack to generate 27.5 rushing attempts per game and 104.4 rushing yards per game, which is the most for Indianapolis dating back to 2007.

Gilbert joined the Colts following three seasons at the University of Illinois. He was the assistant head coach/offensive line coach from 2010-11 after joining the Illini as the team's offensive line coach in 2009. Gilbert guided an Illinois offensive line in 2010 that paved the way for school-records in total points and points per game, as well as running back Mikel Leshoure's school record 1,697 rushing yards. The Illini led the Big Ten and ranked 11th in the nation in rushing.

In 2009, Gilbert guided an offensive line that assisted the team in averaging over 200 yards rushing per game, which ranked second in the conference and 17th nationally. He tutored Second Team All-America selection, Jon Asamoah, who was the team MVP, becoming the first offensive lineman to earn the honor since 1976. Asamoah currently plays for the Atlanta Falcons. While at Illinois, Gilbert also tutored Jeff Allen who was selected in the second round of the 2012 NFL Draft by the Chiefs and has started 28-of-32 games over the last three seasons (2012-14).

Before coming to Illinois, Gilbert spent one season at the University of Houston (2008), where he led an offensive line that helped the team rank second in the nation in passing and total offense and 10th in scoring offense. The Cougars averaged 562 yards of total offense and 40 points per game as the line blocked for quarterback Case Keenum's 400 yards of total offense per game. Houston also featured 2008 All-Conference USA first-team selection, tackle Sebastian Vollmer who has spent the last six seasons with the New England Patriots.

Gilbert arrived in Houston after spending the 2007 campaign at the University of Toledo. He coached the tight ends in 2007, his second stint on the Rockets coaching staff. Gilbert worked with the offensive line at Toledo from 2001-03 before leaving to take the offensive line coaching position at the University of Central Florida, where he spent three seasons (2004-06).

In 2006, UCF ranked 30th nationally in passing offense (233.7 ypg.) and 34th in total offense (373.2 ypg.). Golden Knights offensive lineman Kyle Smith earned honorable mention All-Conference USA accolades under Gilbert's tutelage. Gilbert's offensive line was one of Central Florida's most consistent units in 2005. The group helped pave the way for Conference USA Freshman of the Year Kevin Smith, who totaled 1,178 yards on the ground from his tailback position. Center Cedric Gagne-Marcoux garnered Conference USA All-Conference first-team recognition, while guard L.J. Anderson and tackle Patrick Brown (former Minnesota Viking) earned All-Freshman Team honors. Guard Josh Sitton was also a member of the offensive line in 2006 and is currently playing for the Green Bay Packers.

During his first stint at Toledo, Gilbert helped develop one of the nation's top offensive lines and also helped groom future New England Patriots starter Nick Kaczur. In 2001, Gilbert guided the Rocket offensive line to an outstanding season, helping pave the way for Mid-American Conference and Motor City Bowl championships. Toledo ranked 13th in the nation in total offense (444.5 ypg.), 16th in scoring offense (34.9 ppg.) and 17th in rushing offense (213.4 ypg.) that season. Gilbert's offensive line enjoyed a banner year in 2002 as the Rockets ranked fifth in the nation in total offense (472.2 ypg.), 11th in scoring (35.4 ppg.) and 16th in rushing (214.3 ypg.), while earning a second MAC West title and a repeat visit to the Motor City Bowl. Kaczur and center Chris Tuminello earned All-MAC first-team honors. In 2003, the Rockets ranked 11th in the country in total offense (462.7 ypg.) and sixth in passing efficiency (155.5). Kaczur made First Team All-MAC while fellow offensive tackle Erik Faasen earned second-team honors.

Gilbert also worked as a head coach at Mansfield University (Pa.) in 2000, and as an assistant coach at the University of Maine from 1994-99, including four years as offensive coordinator (1996-99). During his tenure with the Black Bears, Gilbert directed an offense that set 11 school and five NCAA I-AA records. Prior to coaching at Maine, Gilbert was the offensive line coach and recruiting coordinator at Northeastern University from 1991-93, and assistant line coach and recruiting coordinator at the University of Pennsylvania from 1989-1990. He started his career as a graduate assistant at the University of Albany from 1987-88.

Gilbert was a standout at Horseheads (N.Y.) High School where he earned All-Twin-Tier honors before attending Hamilton College in Clinton, N.Y. A four-year starter on the offensive line at Hamilton, Gilbert was a three-time all-conference selection, and in his senior season, became the first Hamilton player to earn First Team All-America honors.



A 1983 graduate of Horseheads High School, Gilbert earned a bachelor's degree in government at Hamilton in 1987. He and his wife, Cheryl, have a daughter, Madison, and three sons, Nicholas, Joseph and Timothy.

COACHING CAREER

1987-1988	Albany	Graduate Assistant
1989-1990	Pennsylvania	Assistant Offensive Line/Recruiting Coordinator
1991-1993	Northeastern	Offensive Line/Recruiting Coordinator
1994-1995	Maine	Offensive Line
1996-1999	Maine	Offensive Coordinator
2000	Mansfield (Pa.)	Head Coach
2001-2003	Toledo	Offensive Line
2004-2006	Central Florida	Offensive Line
2007	Toledo	Tight Ends
2008	Houston	Offensive Line
2009	Illinois	Offensive Line
2010-2011	Illinois	Assistant Head Coach/Offensive Line
2012	Indianapolis Colts	Assistant Offensive Line
2013-2015	Indianapolis Colts	Offensive Line



MIKE GILLHAMER
SECONDARY COACH

Joined Colts: 2012
Years In NFL: 15 years
College: Humboldt State
Hometown: Fresno, CA



Mike Gillhamer enters his fourth year as the secondary coach for the Indianapolis Colts. Gillhamer holds 36 years of coaching experience as 2015 marks his 15th season coaching in the NFL.

In 2014, Gillhamer coached a unit that included two players who earned Pro Bowl honors for the first time in their careers, safety Mike Adams and cornerback Vontae Davis. Adams started all 16 games and tied for the NFL lead in takeaways (seven) and tied for third in the league in interceptions (five). He also finished the season with a career-high 93 tackles and tied a personal-best with 11 passes defended. Davis tallied 44 tackles (38 solo) and set or tied single-season career highs in passes defended (18), interceptions (four), forced fumbles (two) and fumble recoveries (one). He also notched the most passes defended (seven) in a single postseason in Colts history in over 20 years. Starting cornerback Greg Toler set single-season career highs in games started (15), tackles (62), passes defended (10) and tied a personal-best with two interceptions.

In 2013, Gillhamer led a secondary that contributed with 12 of the team's 15 total interceptions in addition to 54 passes defended. Cornerback Darius Butler led the team with four interceptions for the second consecutive season, bringing his total to eight from 2012-13, which led all AFC cornerbacks during that span. Cornerback Cassius Vaughn set a career-high with three interceptions, while Davis, Josh Gordy and Toler each added one pick. Safety Antoine Bethea topped the 100-tackle mark for the sixth consecutive season, ranking second on the team with 121 tackles.

In his first season with the Colts, Gillhamer coached a secondary which assisted in tying a team record with four interceptions returned for touchdowns. Three cornerbacks, including Butler (Week 10), Davis (Week 17) and Vaughn (Week 14) earned AFC Defensive Player of the Week honors while Bethea garnered Ed Block Courage Award accolades. The secondary also combined for 10 of the team's 12 interceptions while collectively totaling 49 passes defended.

Davis notched 53 tackles, 1.0 sack, three interceptions and eight passes defended while tying a single-game career-high with two interceptions in Week 17 against Houston. Vaughn ranked fourth on the team with 70 stops while adding one interception and nine passes defended. Butler, who was signed as a free agent in September, compiled 30 tackles while leading the team with four interceptions. His four interceptions and two returned for



touchdowns both set career highs. He also became the fourth Colts player since 1984 to record three-or-more takeaways in a single game during the team's Week 10 win at Jacksonville.

Possessing over three decades of coaching experience, Gillhamer made an immediate impact with the University of Illinois secondary prior to joining the Colts. The unit helped lead the school to a No. 4 national ranking in pass defense in 2011. His four starters in the secondary all ranked in the top nine on the team in tackles.

Prior to coaching at Illinois, Gillhamer spent seven seasons with the Carolina Panthers (2004-2010), working with the safeties and secondary unit. In his first season with Carolina in 2004, his tutelage played a role in the Panthers defense that led the NFL with a team-record 26 interceptions and ranked second in the league with 38 takeaways.

Before his time with the Panthers, Gillhamer was the defensive coordinator and safeties coach at the University of Louisville in 2003, and the secondary coach at the University of Oregon from 2001-02. He helped the Ducks to a Fiesta Bowl victory and a final No. 2 national ranking in 2001.

Gillhamer began his NFL coaching career as an offensive assistant with the New York Giants in 1997. He assisted with the running backs during his first three seasons before taking over as the running backs coach in 2000. The Giants advanced to the Super Bowl and ranked third in the NFC in rushing in 2000.

Gillhamer broke into coaching at the College of Sequoias in Visalia, Calif., from 1979-1983, overseeing the defensive line for one season before coaching the defensive backs for the remainder of his tenure. He was then the defensive backs coach at Weber State University in 1984, the University of Utah from 1985-89 and San Jose State University from 1990-93. Gillhamer moved to the University of Nevada from 1994-95, where he handled the secondary in his first season and served as the defensive coordinator in 1995. He also worked as the secondary coach at Rutgers University in 1996. Gillhamer served as a guest assistant coach with the Ottawa Rough Riders of the Canadian Football League in 1988.

A native of Fresno, Calif., Gillhamer played defensive back at Carroll College (Mont.) in 1972, Wenatchee Junior College (Wash.) in 1973 and Humboldt State University (Calif.) from 1974-75, where he was named the team's most valuable defensive back as a senior. He also played baseball and ran track for the Lumberjacks. Gillhamer graduated with a degree in physical education from Humboldt State in 1976 and received his master's degree in special education in 1981.

Gillhamer has two daughters, Meagen and Taylor.

COACHING CAREER

1979	College of the Sequoias	Defensive Line
1980-1983	College of the Sequoias	Secondary
1984	Weber State	Secondary
1985-1989	Utah	Secondary
1990-1993	San Jose State	Secondary
1994	Nevada	Secondary
1995	Nevada	Defensive Coordinator
1996	Rutgers	Secondary
1997-1999	New York Giants	Offensive Assistant
2000	New York Giants	Running Backs
2001-2002	Oregon	Secondary
2003	Louisville	Defensive Coordinator/Safeties
2004-2008	Carolina Panthers	Safeties
2009-2010	Carolina Panthers	Secondary
2011	Illinois	Secondary
2012-2015	Indianapolis Colts	Secondary



ADMINISTRATION

COACHING STAFF

FOOTBALL OPERATIONS

BUSINESS OPERATIONS


PLAYERS

2014 SEASON IN REVIEW

COLTS HISTORY

RECORDS

COLTS IN THE COMMUNITY



FRANK GIUFRE

OFFENSIVE QUALITY CONTROL COACH

Joined Colts: 2012
Years In NFL: 4 years
College: Syracuse
Hometown: Canastota, NY



Frank Giufre enters his fourth season as the offensive quality control coach for the Indianapolis Colts. Giufre is in his 15th year of coaching, which includes 11 seasons in college football.

Last year, Giufre assisted an offense that set franchise single-season records in net yards (6,506) and net passing yards (4,894), while recording its second-highest point total (458) for a season. The team finished the regular season ranked first in the NFL in passing yards, third in net yards, fourth in time of possession and sixth in points scored. The Colts allowed only 29.0 sacks in 2014, which ranked eighth in the NFL and was the lowest total for the team since the 2010 campaign.

In 2013, Giufre helped coach an offense that averaged 341.8 yards per game, including 232.8 passing and 108.9 rushing. The Colts 1,743 total rushing yards were the most for the team since the 2006 campaign. Indianapolis set franchise records for the fewest turnovers (14) and fumbles lost (four) and became the first team in the NFL to finish a season with the least amount of turnovers and penalties since the 2002 Kansas City Chiefs. The Colts notched 35 10-play drives in 2013, which tied for second in the NFL. Indianapolis also allowed only 32.0 sacks for the year, which ranked sixth in the NFL and fourth in the AFC.

In 2012, Giufre assisted with a Colts offensive unit that averaged 362.4 net yards per game. Indianapolis also rushed for 104.4 yards per game, which is the most for the team since the 2007 campaign. The Colts averaged 8.9 plays per scoring drive, which ranked first in the NFL and completed 65 passes of 20 yards or more, which ranked third in the league. Giufre also coached a rookie class that generated 3,108 total offensive yards, which is the most by a team's rookie class since the 1970 NFL merger. The Colts joined the Washington Redskins in 2012 as the first teams to make the playoffs with rookies leading their clubs in both passing and rushing yards since the 1943 New York Giants.

Prior to joining the Colts, Giufre spent five seasons as the run game coordinator, offensive line coach and tight ends coach at the University of Maine (2007-2011).

While at Maine, Giufre coached five offensive linemen who earned All-Colonial Athletic Association honors. In each of his first three seasons, the offensive line ranked in the top 18 nationally in fewest sacks allowed. Maine also finished in the CAA top four in rushing in each of Giufre's first two seasons, including paving the way for running back Jhamal Fluellen to rush for 1,052 yards in 2007.

Prior to coaching at Maine, Giufre spent the previous three seasons as the offensive line coach at Sacred Heart University (2004-06). In 2004, Sacred Heart led the Northeast Conference in fewest quarterback sacks allowed with 13.0. Giufre's offensive line cleared the way for running back Ed Pricolo to earn NCAA FCS All-America honors in 2004 and 2005.

Giufre started his collegiate coaching career as a graduate assistant at the University of Miami (Fla.) (2001-03), working with the offensive and defensive lines and the tight ends. During his time with Miami, the Hurricanes won the 2001 National Championship with a 37-14 victory over Nebraska in the Rose Bowl and defeated Florida State in the 2004 Orange Bowl.

Giufre started his coaching career at Christian Brothers Academy High School in Syracuse, N.Y., where he coached the offensive line during the 2000 season.

Giufre was a two-year letterman as a guard and center at Syracuse University. He made five bowl appearances with the Orange, suiting up for the Music City Bowl, Orange Bowl, Fiesta Bowl, Liberty Bowl and Gator Bowl. He earned his bachelor's degree in health and exercise science.



Giufre and his wife, Jessica, have two sons, James and Dominic.

COACHING CAREER

2001-2003	University of Miami (Fla.)	Graduate Assistant
2004-2006	Sacred Heart	Offensive Line
2007-2011	Maine	Run Game Coordinator/Offensive Line/Tight Ends
2012-2015	Indianapolis Colts	Offensive Quality Control



JIM HOSTLER

WIDE RECEIVERS COACH

Joined Colts: 2015
Years In NFL: 16 years
College: Indiana University of Pennsylvania
Hometown: Bethel Park, PA



Jim Hostler joins the Indianapolis Colts in his first season as wide receivers coach. He holds 25 years of coaching experience, including the previous 15 seasons in the NFL.

In 2014, Hostler served as the senior offensive assistant for the Buffalo Bills. During that season, wide receiver Sammy Watkins set Bills single-season rookie records for receptions (65) and receiving yards (982). The team also had three different players with at least 50 catches for the first time in franchise history.

Prior to joining the Bills, Hostler spent six seasons (2008-2013) as the Baltimore Ravens wide receivers coach, where he oversaw a receiving corps that played an integral role in the team's Super Bowl XLVII win. During the 2012 campaign, the Ravens wide outs finished second in franchise history for the most receiving yards for a single season with 3,996. From 2011-13, Torrey Smith ranked among the top 10 AFC receivers in yards per catch (fourth, 17.2), touchdown receptions (seventh, 19) and receiving yards (eighth, 2,824).

In addition to Smith, Hostler helped wide receiver Anquan Boldin make an immediate impact on the Ravens offense upon his arrival following a trade from Arizona. During his three seasons (2010-12) with Baltimore, Boldin led the team in receptions (186), receiving yards (2,645) and first down receptions (132).

Hostler joined the Ravens in 2008 after spending three seasons (2005-07) with the San Francisco 49ers, serving as quarterbacks coach from 2005-06 and offensive coordinator in his final year. During his time with the 49ers, Hostler played an important role in tutoring 2005 No. 1 overall pick quarterback Alex Smith. In 2007, he helped running back Frank Gore become the third player in 49ers history to record over 1,000 rushing yards and 400 receiving yards in back-to-back seasons.

Prior to joining the 49ers, Hostler spent two years (2003-04) with the New York Jets coaching the quarterbacks and wide receivers. He helped develop Santana Moss, who totaled 119 receptions for 1,943 yards and 15 touchdowns from 2003-04. Wide receiver Justin McCareins had his best season under Hostler in 2004, starting 16 games and finishing with a career-high 56 receptions and 770 receiving yards.

From 2001-02, Hostler spent time working as the New Orleans Saints assistant wide receivers coach. He mentored Donté Stallworth in 2002, who finished with 42 receptions for 594 yards and eight touchdowns in his rookie season.

Hostler began his NFL coaching career in 2000 as an offensive assistant/quality control coach with the Kansas City Chiefs.

Before joining the NFL ranks, Hostler launched his coaching career in 1990 at his alma mater Indiana University of Pennsylvania. He spent a total of nine seasons (1990-92, 1994-99) at IUP, helping the school qualify for the NCAA Division II playoffs five times. In between coaching stints at IUP, Hostler spent the 1993 season as the offensive coordinator at Juniata College.

A four-year letterman and two-time Pennsylvania State Athletic Conference All-Conference selection, Hostler was



a standout cornerback at IUP from 1986-89. During his collegiate playing career, he helped the Indians capture two titles and three trips to the PSAC Division II playoffs. Hostler earned a bachelor's degree in criminology from IUP in 1989.

A native of Bethel Park, Pa., Hostler and his wife, Jen, have three sons, Clint, Grant and Cooper, and a daughter, Attie.

COACHING CAREER

1990-1992	Indiana University of Pennsylvania	Running Backs
1993	Juniata College	Offensive Coordinator
1994-1996	Indiana University of Pennsylvania	Wide Receivers
1997-1998	Indiana University of Pennsylvania	Linebackers
1999	Indiana University of Pennsylvania	Offensive Coordinator/Quarterbacks
2000	Kansas City Chiefs	Offensive Assistant/Quality Control
2001	New Orleans Saints	Offensive Assistant/Quality Control
2002	New Orleans Saints	Assistant Wide Receivers/Offensive Assistant/Quality Control
2003	New York Jets	Quarterbacks
2004	New York Jets	Quarterbacks/Wide Receivers
2005-2006	San Francisco 49ers	Quarterbacks
2007	San Francisco 49ers	Offensive Coordinator
2008-2013	Baltimore Ravens	Wide Receivers
2014	Buffalo Bills	Senior Offensive Assistant
2015	Indianapolis Colts	Wide Receivers



RICHARD HOWELL

ASSISTANT STRENGTH AND CONDITIONING COACH

Joined Colts: 2000
Years In NFL: 16 years
College: Davidson
Hometown: Bladenboro, NC



Richard Howell is in his 16th season as assistant strength and conditioning coach of the Indianapolis Colts.

Howell is responsible for assisting Head Strength and Conditioning Coach Roger Marandino in all aspects of the club's conditioning program. While with the Colts, Howell has also assisted in coordinating player development programs (2009-2011), one of which was honored by the NFL in 2009 as the league's Outstanding Financial Education Program.

In 2012, in conjunction with Marandino, Howell aided in installing a new strength and conditioning program, which has assisted the Colts to three consecutive 11-5 records and playoff berths, including the AFC South Division Title in 2013 and 2014. Last year marked the 13th season Indianapolis reached the playoffs during Howell's tenure on staff.

Howell previously served as a graduate assistant at the University of North Carolina in the strength and conditioning department (1998-99) and was the head strength and conditioning coach for the Barcelona Dragons of NFL Europe in 1999.

Howell started his coaching career as an assistant coach at Davidson College from 1994-98 and spent the summer of 1997 as an intern in the Carolina Panthers scouting department.

Howell was a quarterback at Davidson (1990-93) and was the team captain as a senior. Upon graduation, he held five school records and finished his senior season ranked fourth nationally in scoring for Division I-AA football. Howell played one season for Akersberga in a Sweden league. He holds a bachelor's degree in biology from Davidson.

Howell is a certified strength and conditioning specialist by the National Strength and Conditioning Association. He and his wife, Karen, have three children, Alexis, Jacob and Joshua.



COACHING CAREER

1994-1998	Davidson	Assistant Coach
1998-1999	North Carolina	Graduate Assistant
1999	Barcelona Dragons	Strength and Conditioning Coach
2000-2015	Indianapolis Colts	Assistant Strength and Conditioning



HAL HUNTER

OFFENSIVE LINE COACH

Joined Colts: 2013
Years In NFL: 10 years
College: Northwestern
Hometown: Canonsburg, PA



Hal Hunter enters his third season with the Indianapolis Colts and first as offensive line coach. He spent the last two years (2013-14) as the team's assistant offensive line coach. Hunter holds over 30 years of coaching experience and joined the Colts following seven seasons with the San Diego Chargers (2006-2012).

Last season, he worked with an offensive line that saw 11 different starting lineups throughout the year. The line helped pave the way for the team to set franchise single-season records in net yards (6,506) and net passing yards (4,894), while recording its second-highest point total (458) for a season. The Colts allowed only 29.0 sacks in 2014, which ranked eighth in the NFL and was the lowest total for the team since the 2010 campaign.

In 2013, Hunter assisted an offensive line that blocked for quarterback Andrew Luck to throw for 3,822 yards and 23 touchdowns, while only allowing 32.0 sacks on the year, which ranked sixth in the NFL and fourth in the AFC. Indianapolis rushed for 1,743 yards on the season, which was the highest total for the team since 2006. Hunter also helped manage an offensive line that saw seven different starting lineups throughout the season.

In 2012, Hunter served as San Diego's offensive coordinator/offensive line coach following five years as the offensive line coach and one season as assistant offensive line coach. In his final season with the Chargers, the offense featured quarterback Philip Rivers who threw for 3,606 yards and 26 touchdowns, marking his fifth consecutive season with 3,500-plus passing yards. Wide receiver Malcom Floyd also established his second-best receiving total for a single season with 814 yards while contributing with five touchdowns.

Under Hunter's guidance, the Chargers offensive line garnered eight Pro Bowl selections, while blocking for three Pro Bowl running backs. From 2006-2012, the Chargers averaged 1,843 rushing yards per season and scored a total of 119 rushing touchdowns, which ranked second in the NFL during that span. In addition, the line ranked ninth in sacks allowed during that time frame.

Prior to joining the Chargers, Hunter spent 24 years coaching at the collegiate level, including a four-year stint at the University of North Carolina as the offensive line coach (2002-05). He also spent two seasons at Indiana University as the school's offensive coordinator (2000-01). With the Hoosiers, Hunter coached Big Ten Player of the Year Antwaan Randle El who posted 1,783 passing yards, 1,270 rushing yards and 23 combined touchdowns in 2000.

Hunter coached at Louisiana State University where he served as assistant head coach and interim head coach in 1999 following four seasons as the school's offensive line coach. His other collegiate coaching stops include Vanderbilt University (1991-94), the University of Akron (1987-1990), Indiana University of Pennsylvania (1986), Columbia University (1985), the University of Pittsburgh (1983-84) and the College of William & Mary (1982).

Hunter was born in Canonsburg, Pa., and was a standout in football and wrestling at Belle Vernon (Pa.) High School. He became a Dean's List student at Northwestern University and graduated with honors, earning a degree in communications and economics. Hunter's football career with the Wildcats ended prematurely in 1978 due to injury, but he remained with the team, working with the offensive line and serving as the assistant strength coach.

ADMINISTRATION

COACHING
STAFFFOOTBALL
OPERATIONSBUSINESS
OPERATIONS

PLAYERS

2014 SEASON
IN REVIEWCOLTS
HISTORY

RECORDS


COLTS IN THE
COMMUNITY



Hunter and his wife, Tracy, have two sons, Hal T. and Andrew. His father (Hal Sr.) was the offensive line coach for the Colts from 1982-84 and also served as the team's interim head coach for the regular season finale of the 1984 season.

COACHING CAREER

1982	William & Mary	Outside Linebackers/Strength Coach
1983-1984	Pittsburgh	Offensive Line
1985	Columbia	Offensive Line
1986	Indiana University of Pennsylvania	Offensive Line
1987-1990	Akron	Offensive Line
1991-1993	Vanderbilt	Offensive Tackles/Tight Ends
1994	Vanderbilt	Offensive Line
1995-1998	Louisiana State	Offensive Line
1999	Louisiana State	Assistant Head Coach/Interim Head Coach
2000-2001	Indiana	Offensive Coordinator
2002-2005	North Carolina	Offensive Line
2006	San Diego Chargers	Assistant Offensive Line
2007-2011	San Diego Chargers	Offensive Line
2012	San Diego Chargers	Offensive Coordinator/Offensive Line
2013-2014	Indianapolis Colts	Assistant Offensive Line
2015	Indianapolis Colts	Offensive Line



ROGER MARANDINO

HEAD STRENGTH AND CONDITIONING COACH

Joined Colts: 2012
Years In NFL: 5 years
College: Kean University (undergraduate), Connecticut (graduate)
Hometown: Vineland, NJ



Roger Marandino enters his fourth season as the head strength and conditioning coach of the Indianapolis Colts.

In 2012, Marandino installed a new strength and conditioning program, which helped assist the team to three consecutive 11-5 records and playoff berths, including the AFC South Division Title in 2013 and 2014. Marandino, who holds 23 years of experience in the field, came to Indianapolis from the Philadelphia Eagles, where he served as the team's assistant strength and conditioning coach for the 2011 season.

From 1995-2011, Marandino served as the director of strength and conditioning for Brown University, which holds the third-largest athletic program in the country. He was responsible for developing and implementing all components of the school's classic Olympic-style program with an emphasis on proper training and technique. Marandino also holds two years of experience as the graduate assistant strength and conditioning coach at the University of Connecticut from 1993-95. His focus was mainly on the school's football, men's and women's basketball, men's soccer and baseball teams. During his stay, Marandino was a Health, Fitness and Weight Training Instructor at UConn for the Department of Exercise, Sport and Leisure. He instructed undergraduate and graduate students during a 16-week credit course that included nutrition, cardiovascular, weight training and fundamental principles of health and wellness.

Following his graduation from Kean University of New Jersey, Marandino held a strength and conditioning internship at the University of Pacific in Stockton, Calif. He also earned his master's degree from UConn with a concentration on biomechanics and motor control.

In 2000, Marandino was named the National Strength and Conditioning Association Collegiate Strength and Conditioning Professional of the Year. He holds a Collegiate Strength and Conditioning Coaches Association CSSS Certification as well as being a certified strength and conditioning specialist by the NSCA. Marandino also holds the Master Strength Coach Distinction, which he was honored with in May of 2012 from the Collegiate Strength and Conditioning Association. He has also been an NSCA National Conference speaker, giving 10 presentations at NSCA conferences.

A former drug-free power lifting competitor, Marandino has won three national championships.

Marandino and his wife, Caroline, have two daughters, Annabella and Susanna. He is a native of Vineland, N.J.

COACHING CAREER

1993-1995	Connecticut	Graduate Assistant Strength and Conditioning
1995-2011	Brown	Director of Strength and Conditioning
2011	Philadelphia Eagles	Assistant Strength and Conditioning
2012-2015	Indianapolis Colts	Head Strength and Conditioning

ADMINISTRATION

COACHING STAFF

FOOTBALL OPERATIONS

BUSINESS OPERATIONS

PLAYERS

2014 SEASON IN REVIEW

COLTS HISTORY

RECORDS

COLTS IN THE COMMUNITY



ALFREDO ROBERTS
TIGHT ENDS COACH

Joined Colts: 2012
Years In NFL: 13 years
College: Miami (FL)
Hometown: Ft. Lauderdale, FL



Alfredo Roberts enters his fourth year as tight ends coach for the Indianapolis Colts. In his first three seasons, Roberts was tasked with grooming 2012 draft selections Coby Fleener (second round) and Dwayne Allen (third round).

In 2014, Colts tight ends recorded 18 combined touchdowns, which is the highest total by the position group in team history. Fleener and Allen became the first pair of tight ends in NFL history to score eight touchdowns apiece in a single season. Their touchdown totals also tied for the fourth-most in a single season in franchise history. Fleener ranked third on the team with a career-high 774 receiving yards while Jack Doyle set career highs in receptions, receiving yards and touchdowns.

In 2013, Fleener registered a career-high 52 receptions and posted his first career 100-yard receiving game in Week 10 at Tennessee after catching eight passes for 107 yards. Allen started only one game in 2013 before being placed on Injured Reserve. Doyle and Weslye Saunders also made several starts throughout the season following Allen's injury.

In 2012, Colts tight ends combined to total 74 receptions for 825 yards and five touchdowns. Allen started all 16 games in his first season and led NFL rookie tight ends with 45 receptions for 521 yards. His reception total also set a new franchise record for a Colts rookie tight end, topping Ken Dilger's previous high of 42 in 1995. Fleener competed in 12 games (10 starts) and compiled 26 receptions for 281 yards and two touchdowns. His reception and receiving totals were the fifth-most by a Colts rookie tight end in franchise history.

Prior to joining the Colts, Roberts spent the 2009-2011 seasons in the same position with the Tampa Bay Buccaneers.

In 2011, under Roberts' watch, tight end Kellen Winslow led the Buccaneers in receptions (75) and finished second on the team in receiving yards (763), while extending his streak of consecutive games with at least one reception to 92.

In his first season in Tampa Bay (2009), Roberts helped Winslow put together one of the best seasons by a tight end in team history. Winslow finished first on the team in receptions (77) and receiving yards (884), both setting single-season records for a tight end. He also led the team with five receiving touchdowns, matching his single-season career-high while tying for the fourth-most in a single season among Buccaneer tight ends.

Prior to joining the Buccaneers, Roberts spent two seasons with the Cleveland Browns (2007-08) coaching Steve Heiden and Winslow. Winslow recorded 125 receptions for 1,534 yards and eight touchdowns from 2007-08. In 2007, he was one of the most dominating tight ends in the game, setting a career-high with 1,106 yards and five touchdowns. Winslow was named to his first Pro Bowl that season and ranked third among NFL tight ends with his 82 receptions and 1,106 yards.



ADMINISTRATION

COACHING STAFF

FOOTBALL OPERATIONS

BUSINESS OPERATIONS

PLAYERS

2014 SEASON IN REVIEW

COLTS HISTORY

RECORDS

COLTS IN THE COMMUNITY

Roberts served as the tight ends coach for the Jacksonville Jaguars from 2003-06 and worked with veteran tight ends Kyle Brady, Brian Jones and Todd Yoder. He also tutored promising young tight ends George Wrihster (39 receptions for 353 yards in 2006) and the Jaguars first-round selection Mercedes Lewis (13 receptions for 126 yards in 2006).

Prior to joining the Jaguars staff, Roberts was a member of the inaugural coaching staff at Florida Atlantic University from 1999-2002. He served as wide receivers coach for his final two seasons at Florida Atlantic before leaving for the NFL.

Roberts graduated from the University of Miami (Fla.) (1983-87), where he was a member of two national championship teams. The first was under Howard Schnellenberger in 1983, which was the school's first championship, and again in 1987 under Jimmy Johnson. Roberts played on five bowl teams for the Hurricanes, including two Orange Bowls, two Fiesta Bowls and one Sugar Bowl.

Roberts was an eighth-round pick by the Kansas City Chiefs in the 1988 NFL Draft and spent three seasons with the team. In 1991, he joined the Dallas Cowboys and was part of two Super Bowl championship teams under the guidance of Jimmy Johnson, in 1992 and 1993. Roberts played in every game for five consecutive seasons until his career ended in 1994 following foot and knee injuries.

Roberts and his wife, Angel, have twin sons, Avery and Austin, and one daughter, Alyssa. Avery is currently attending school at Florida Atlantic University and Austin is a wide receiver for the UCLA Bruins.

COACHING CAREER

1999-2000	Florida Atlantic	Assistant Coach
2001-2002	Florida Atlantic	Wide Receivers
2003-2006	Jacksonville Jaguars	Tight Ends
2007-2008	Cleveland Browns	Tight Ends
2009-2011	Tampa Bay Buccaneers	Tight Ends
2012-2015	Indianapolis Colts	Tight Ends



BRAD WHITE

OUTSIDE LINEBACKERS COACH

Joined Colts: 2012
Years In NFL: 4 years
College: Wake Forest
Hometown: Portsmouth, RI



Brad White enters his fourth season with the Indianapolis Colts and first as outside linebackers coach. He previously served as the assistant linebackers coach (2014) and the defensive quality control coach (2012-13).

Last season, inside linebackers D'Qwell Jackson (184) and Jerrell Freeman (144) finished first and second on the team in tackles and became the Colts first linebacker pair with 100-plus tackles in the same season since 2011. Jackson earned his first career Pro Bowl nod after leading the team in tackles and posting career highs in sacks (4.0) and fumble recoveries (four). In addition, rookie outside linebacker Jonathan Newsome led the team with 6.5 quarterback takedowns while outside linebacker Erik Walden finished second on the team with a career-high 6.0 sacks on the year.

In 2013, White helped coach a defense that ranked fourth in the AFC in points allowed (21.0), tied for fifth in sacks (42.0) and eighth in interceptions (15). Outside linebacker Robert Mathis led the NFL in sacks (19.5) and forced fumbles (eight), while Freeman tied for third in the league with six forced fumbles. Cornerback Darius Butler posted a team-leading four interceptions for the second straight year and led all AFC cornerbacks with eight interceptions from 2012-13.

In 2012, White assisted a defense that registered 32.0 sacks, 12 interceptions and allowed a 38.1 third down conversion percentage, which ranked eighth in the AFC. The Colts defense returned four interceptions for



touchdowns, which was tied for the most in a single season in franchise history. White helped the development of 19 different starters on the defensive side of the ball, including Freeman who joined the team from the Canadian Football League during the offseason and set a franchise record for tackles in a season (203).

White joined the Colts after spending two seasons as the inside linebackers coach at the Air Force Academy (2010-11). While at Air Force, White was instrumental in the development of linebackers Jordan Waiwaiolo and Brady Amack, who were each first-year starters in 2010. Waiwaiolo led the team in tackles with 96 in 2010, while Amack led the team with 136 in 2011.

Prior to coaching at the Air Force Academy, White spent the 2009 season as the safeties coach at Murray State University. He started his coaching career at Wake Forest University, where he was a defensive graduate assistant for the 2007-08 seasons.

A graduate of Wake Forest, White started at linebacker for the Demon Deacons from 2002-04. He finished his playing career with 227 tackles, 19.0 tackles for loss, 4.0 sacks and eight passes defended, while starting 34-of-35 games played. White was a three-time Academic All-Atlantic Coast Conference selection and was named to the 2004 CoSIDA Academic All-District III team. He graduated from Wake Forest with a bachelor's degree in analytical finance and a master's degree in accounting.

White and his wife, Kate, have two children, Julia and Lincoln.

COACHING CAREER

2007-2008	Wake Forest	Defensive Graduate Assistant
2009	Murray State	Safeties
2010-2011	Air Force Academy	Inside Linebackers
2012-2013	Indianapolis Colts	Defensive Quality Control
2014	Indianapolis Colts	Assistant Linebackers
2015	Indianapolis Colts	Outside Linebackers



CHARLIE WILLIAMS

RUNNING BACKS COACH

Joined Colts: 2012
Years In NFL: 10 years
College: Colorado State
Hometown: Long Beach, CA



Charlie Williams enters his 30th year of coaching and his first as the running backs coach of the Indianapolis Colts. He spent the past three seasons (2012-14) as the team's wide receivers coach.

Last year, Indianapolis receivers combined to record 219 receptions for 3,004 yards and 16 touchdowns. T.Y. Hilton became the third player in franchise history to post back-to-back 1,000-yard receiving seasons and recorded the most receptions (214), receiving yards (3,289) and 100-yard receiving games (16) in the first three seasons of a player's career in Colts history. He also earned his first career Pro Bowl nod. Reggie Wayne finished second on the team with 64 receptions for 779 yards and moved up to seventh place in NFL history in career receptions (1,070) and eighth in receiving yards (14,345). First-year receiver Donte Moncrief became the seventh rookie in team history to record multiple 100-yard receiving games in a single season.

In 2013, Williams coached a group of receivers led by Wayne and Hilton. Hilton led the Colts with 82 receptions for 1,083 yards and five touchdowns, claiming his first career 1,000-yard season. In the AFC Wild Card game against Kansas City, he set a franchise record and tied for the second-most catches in a single game in NFL postseason history with 13, while his 224 receiving yards also set a team record and ranked as the third-most in NFL history. Wayne recorded 38 catches for 503 yards and two touchdowns for the year before suffering a season-ending injury in Week 7 against Denver.



ADMINISTRATION

COACHING STAFF

FOOTBALL OPERATIONS

BUSINESS OPERATIONS

PLAYERS

2014 SEASON IN REVIEW

COLTS HISTORY

RECORDS

COLTS IN THE COMMUNITY

Williams' experience was imperative in guiding the 2012 Colts receivers who contributed with 231 receptions for 3,211 yards and 16 touchdowns. Wayne totaled 106 receptions for 1,355 yards, which were both the second-highest totals for a single season in his NFL career. He also added five touchdowns en route to his sixth career Pro Bowl selection. Wayne posted his sixth season with at least 1,200 receiving yards, which tied him for the third-most all-time. Williams also directed Donnie Avery in 2012, who set single-season career highs in receptions (60), receiving yards (781) and 100-yard games (two). Hilton ranked first among NFL rookies in receiving touchdowns (seven) and 100-yard games (five). He was also second in receiving yards (861) and tied for fourth in receptions (50). Hilton's five 100-yard receiving outings were the most by a Colts rookie in franchise history as he finished with the second-most receiving yards and tied for the third-most receiving touchdowns by a rookie in team history.

Williams came to Indianapolis after spending the previous five seasons (2007-2011) as the wide receivers coach at the University of North Carolina. While in Chapel Hill, Williams was responsible for the development of 2008 First Team All-Atlantic Coast Conference wide receiver Hakeem Nicks, who finished his three-year Carolina career with 14 school records. Nicks set school records for career and single-season receiving yardage and after a remarkable 217-yard performance in the Meineke Car Care Bowl, declared for the NFL Draft where he was selected in the first round (29th overall) by the New York Giants. In 2008, all three of Williams' starting wide receivers were selected in the NFL Draft, including Nicks, Brandon Tate and Brooks Foster.

Prior to North Carolina, Williams spent three seasons (2004-06) coaching wide receivers at the University of Arizona. With the Wildcats, Williams developed Syndric Steptoe into a big-play threat. Steptoe was the Wildcats' leading receiver in 2006 with 55 receptions for 568 yards. Mike Thomas, Arizona's second-leading receiver in 2006 with 50 catches, set the freshman school record with 52 receptions in 2005.

Williams also spent one season at the University of South Carolina (2003), where he helped develop Troy Williamson into a 2005 first-round NFL draft pick of the Minnesota Vikings.

Williams earned his first NFL coaching experience, guiding wide receivers for the Tampa Bay Buccaneers (1996-2001), under Head Coach Tony Dungy. He helped tutor receivers such as Keyshawn Johnson, Reidel Anthony and Jacques Green. Johnson was chosen to play in three Pro Bowls while Williams was his position coach. The 2000 and 2001 Tampa Bay offenses set several franchise offensive records and the team advanced to the playoffs four times during his tenure.

Prior to his first NFL stint, Williams was the wide receivers coach for three seasons at the University of Miami (Fla.) (1993-95). In 1993 and 1994, Williams coached Chris T. Jones, who led the Hurricanes in receiving both years and had a total of 90 catches for 1,462 yards. The 1993 Hurricanes (9-3) played Arizona in the Fiesta Bowl and Jones led Miami with six catches for 98 yards. Williams was part of the 1994 Miami staff that led the Hurricanes to a 10-2 finish and played Nebraska in the Orange Bowl.

A native of Long Beach, Calif., Williams began his coaching career at Long Beach City College in 1984. He worked two years at New Mexico State University (1986-87), four seasons at Texas Christian University (1988-1991) and one year at the University of Minnesota (1992) before joining the Miami program.

Williams played two years as a defensive back at Colorado State University (1978-79). He and his wife Lisa, have two daughters, Sydney and Jada, and a son, Gregory.

COACHING CAREER

1984	Long Beach City College	Defensive Backs
1986-1987	New Mexico State	Running Backs
1988-1991	TCU	Wide Receivers/Running Backs
1992	Minnesota	Wide Receivers
1993-1995	University of Miami (Fla.)	Wide Receivers
1996-2001	Tampa Bay Buccaneers	Wide Receivers
2003	South Carolina	Wide Receivers
2004-2006	Arizona	Wide Receivers
2007-2011	North Carolina	Wide Receivers
2012-2014	Indianapolis Colts	Wide Receivers
2015	Indianapolis Colts	Running Backs



FOOTBALL OPERATIONS



JIMMY RAYE III

VICE PRESIDENT OF FOOTBALL OPERATIONS

Jimmy Raye III enters his third season as the vice president of football operations for the Colts. The 2015 campaign will also mark Raye's 21st season in the NFL, including 17 years with the San Diego Chargers. He served as San Diego's director of player personnel from 2008-2012, overseeing the team's professional and college scouting departments while assisting on player personnel matters. Raye joined the Chargers in 1996 and spent four seasons (1996-99) as a scout. He was then elevated to the team's director of college scouting, spending eight years in that role (2000-07).

During Raye's tenure with the Chargers, the team compiled six winning seasons and five AFC West Division titles. San Diego posted four-straight division crowns from 2006-09, which included a 14-2 campaign in 2006, marking the most wins for the team in a single season in franchise history. That season the Chargers also led the league in Pro Bowl selections with 11. Raye was part of a football operations staff that drafted LaDainian Tomlinson (2001), the Chargers all-time leading rusher (12,490 yards) as well as quarterback Drew Brees (2001), cornerback Quentin Jammer (2002), wide receiver Vincent Jackson (2005) and running back Darren Sproles (2005). He was also part of a staff that signed undrafted free agent Antonio Gates, the team's all-time leading receiver (10,014 yards) in 2003.

Raye's NFL career started with the Kansas City Chiefs as the team's offensive quality control coach in 1995. Prior to his time in the NFL, he spent the 1994 season as a wide receivers coach at Irvine (Calif.) High School and worked for the Amsterdam Admirals of the World League in April of 1995. A former wide receiver at San Diego State (1986-1990), Raye earned a degree in public administration. He left the university tied for eighth on the school's all-time receiving list with 111 catches. In 1991, Raye signed with the Los Angeles Rams and spent the entire campaign on the team's roster. He then went on to training camps with the Chargers (1992) and Houston Oilers (1993).

Raye's success and emergence as a top football mind in the NFL has not gone unnoticed, as he has been recognized throughout his career by receiving invitations to attend the 2003 NFL Stanford Executive Education program in its inaugural year at Stanford Business School and again in 2013 at the NFL Career Symposium at Wharton Business School. Raye has also been honored with the Fritz Pollard Alliance "Salute to Excellence" Award in back-to-back years (2014-15), recognizing those who display outstanding performance through the year on the field and in the front office of the National Football League.

Born in Fayetteville, N.C., Raye's family moved to Irvine, Calif. where he became an all-league quarterback and defensive back at Irvine High School. He also played basketball and ran track. Raye's father, Jimmy Raye II, played for the Philadelphia Eagles in 1969 and is currently a senior advisor to Troy Vincent who is the executive vice president of football operations for the NFL.



MIKE BLUEM

DIRECTOR OF FOOTBALL ADMINISTRATION

Mike Bluem enters his fourth season with the Indianapolis Colts as the team's director of football administration and his 21st year in the NFL. Bluem's primary responsibilities include negotiating player contracts as well as managing the salary cap and player budgets. He is also responsible for keeping the club in compliance with the Collective Bargaining Agreement and NFL player personnel rules. Bluem served as a member of the NFL Management Council Club Services Committee from 2004-2014 and was invited to the 2014 NFL Career Development Symposium. Prior to joining the Colts, he spent 17 seasons with the Denver Broncos beginning in 1995 as an intern in college scouting. Bluem served as the college scouting assistant during Denver's back-to-back championships in Super Bowl XXXII and Super Bowl XXXIII before being named coordinator of college scouting operations in 2000. He took on additional responsibilities with the salary cap in 2001 when he was named coordinator of football administration, a position he held until 2005 when he was then promoted to director of football administration. A native of Lewisville, Texas, Bluem earned his bachelor's degree in sports management from Liberty University in 1995. He resides in Carmel, Ind. with his wife, Shelley, and their nine-year-old twins, Zackary and Kylie.

ADMINISTRATION

COACHING STAFF

FOOTBALL OPERATIONS

BUSINESS OPERATIONS

PLAYERS

2014 SEASON IN REVIEW

COLTS HISTORY

RECORDS

COLTS IN THE COMMUNITY



T.J. McCREIGHT

DIRECTOR OF COLLEGE SCOUTING

T.J. McCreight enters his fourth season with the Colts as the team's director of college scouting. He joined the club in 2012 following three seasons (2009-2011) with the Arizona Cardinals where he served as the director of pro personnel. In addition to leading the pro personnel department, he assisted in pro scouting, advance scouting of opponents and unrestricted free agency. Prior to starting in Arizona in March of 2009, McCreight was with the Cleveland Browns for four years (2005-08), including the final two seasons as the director of player personnel. He started his scouting career with the Baltimore Ravens where he spent eight seasons (1997-2004) as the team's national scout (2003-04) and east coast area scout (1997-2002). McCreight graduated from Liberty University where he competed as a tight end. He began his coaching career as the receivers coach at Oberlin College in 1993 and then worked four seasons as the defensive line coach at Delaware State University. During the 2013 offseason, McCreight attended the NFL career symposium at the University of Pennsylvania Wharton Business School. T.J. and his wife, Linda, have one son, Matthew, and one daughter, Maggie.



KEVIN ROGERS

DIRECTOR OF PRO PERSONNEL


Kevin Rogers is in his 15th season with the Colts and his second as director of pro personnel. Rogers was promoted to the position after serving as the associate director of pro personnel from 2010-13. He initially joined the Colts as an operations intern during the team's 2001 training camp. Rogers was a scouting assistant from 2001-05 and a pro scout from 2006-09. He graduated from Villanova University in 2001 with a bachelor's degree in finance and was a quarterback on the Wildcats football team. His father, Kevin Rogers Sr., is currently the offensive coordinator and quarterbacks coach at the College of William & Mary. Rogers was born on February 3, 1979 in Columbus, Ohio and is married to the former Danielle Klinger of McVeytown, Pa. They reside in Carmel, Ind. with their children, Grady, Lucille, Nolan and Dawson.



ANDREW BERRY

PRO SCOUTING COORDINATOR

Andrew Berry is in his seventh season with the Colts and his fourth as the team's pro scouting coordinator. He spent his first two years with the club as a scouting assistant before being elevated to pro scout in 2011. Berry was a four-year starter, a three-time First Team All-Ivy League selection and a two-time All-America choice at cornerback for Harvard University. He graduated Phi Beta Kappa and cum laude with a bachelor's degree in economics and a master's degree in computer science in four years. Berry resides with his wife, Brittan, in Carmel, Ind.



JON SHAW

PRO SCOUT/SPECIAL PROJECTS

Jon Shaw enters his 10th season with the Colts and his fourth as a pro scout. He was promoted to the pro scout/special projects title following the 2013 campaign. In addition to his pro scouting responsibilities, Shaw will scout other professional football leagues and sports, both nationally and internationally. He spent six seasons (2006-2011) as the team's scouting assistant, prior to being elevated to his current role in May of 2012. In 2006, Shaw earned his start with the team as the football operations intern. In 2011, he also served as a defensive assistant along with his scouting responsibilities. Shaw was a four-year starter at defensive back for St. Lawrence University, lettered in lacrosse and graduated with a major in biology and a minor in sport studies. He is a native of Buffalo, N.Y. and resides with his wife, Lindsey, in Carmel, Ind.

ADMINISTRATION

COACHING
STAFFFOOTBALL
OPERATIONSBUSINESS
OPERATIONS

PLAYERS

2014 SEASON
IN REVIEWCOLTS
HISTORY

RECORDS

COLTS IN THE
COMMUNITY



DAN PITCHER

PRO SCOUT

Dan Pitcher enters his fourth season with the Colts and his second as a pro scout after being promoted to the position following the 2013 season. Pitcher previously served as a scouting assistant for the team and coached wide receivers at his alma mater, Cortland State, in 2012. He graduated from Cortland State with a bachelor's degree in psychology in 2010 and a master's degree in sport management in 2011. Pitcher was a three-year starter at quarterback and was a finalist for the Gagliardi Trophy in 2011, presented to the most outstanding Division III football player.



TODD VASVARI

ASSISTANT DIRECTOR OF COLLEGE SCOUTING

Todd Vasvari enters his 18th season with the Indianapolis Colts and his fourth as the club's assistant director of college scouting. In six previous seasons (2006-2011), Vasvari served as the team's eastern regional scout following a stint as the team's area scout. He worked as an area scout with the Carolina Panthers (1995-97) prior to joining the Colts and played tight end and earned a bachelor's degree in economics from Bloomsburg University in 1991. Vasvari worked three training camps (1989-1991) as an equipment assistant with the Buffalo Bills and then worked as a substitute teacher and assistant football coach at Phillipsburg (N.J.) High School from 1992-95. His father, Hal, was a scout with the Montreal Alouettes and coached at the United States Merchant Marine Academy. Vasvari is married to the former Jennifer DeFrain. They have two sons, Bryce Daniel (14) and Brady Andrew (5), and reside in Zionsville, Ind.



MATT TERPENING

NATIONAL SCOUT

Matt Terpening enters his 18th season in the Colts scouting department and his third as a national scout. Terpening focuses on the Midwest and top players across the country. He spent 13 previous years with the team as an area scout. Terpening graduated from Xavier University in 1998 with a bachelor's degree in sports management. He was a member of the Xavier basketball team that reached the NCAA tournament in 1997 and 1998. The Musketeers also captured the Atlantic-10 Conference Tournament championship in 1998. Terpening was a ball boy for the Colts in high school and served as a summer intern in the Colts public relations office in 1997. His father, Bob, is a former Colts executive vice president. Terpening is married to Coral Pyck and the two reside in Westfield, Ind. with their daughters, Stella and Gwenyth.



DAVE RAZZANO

SENIOR SCOUT

Dave Razzano enters his fourth season in the Indianapolis Colts scouting department and his third as the team's senior scout with a focus on the Western United States. Razzano will also be utilized for special assignments and projects in both pro and college scouting. He holds 24 years of scouting experience, which also includes stints with the San Francisco 49ers (1988-1992), St. Louis Rams (1992-2006) and Arizona Cardinals (2006-09). He assisted in building teams that have won three Super Bowls and five NFC Championships while working with the likes of legendary head coaches Bill Walsh, George Seifert, Jon Gruden, Mike Holmgren, Chuck Knox and Dick Vermeil. Dave and his wife, Thu, reside in Roseville, Ca. with their children, Matt, Jay, Guy and Lily.

ADMINISTRATION

COACHING STAFF

FOOTBALL OPERATIONS

BUSINESS OPERATIONS

PLAYERS

2014 SEASON IN REVIEW

COLTS HISTORY

RECORDS

COLTS IN THE COMMUNITY



MIKE DERICE

AREA SCOUT

Mike Derice enters his fourth season with the Colts and his third as an area scout with a focus on the Northeast region. He began his tenure in Indianapolis as a scouting assistant in 2012. Prior to joining the Colts, Derice served as the director of football operations (2009-2012) and special assistant to the athletics director (2008-09) at his alma mater, Stony Brook University. He competed as a cornerback with the Seawolves prior to graduating with a bachelor's degree in health care management. Derice is a native of Brooklyn, N.Y.



BYRON LUSBY

AREA SCOUT

Byron Lusby enters his 19th season in the Colts scouting department and his 18th as an area scout with a focus on the Southwest region. Lusby joined the club's scouting department in 1997. He graduated from the University of Oklahoma in 1995 with a bachelor's degree in communication sciences and disorders. Lusby was born August 21, 1972, in Lawton, Okla. He is married to the former Tenika Green of Houston. Byron and Tenika reside with their daughter, Brynn Elizabeth, and son, Noah Miles, in Frisco, Texas.




JAMIE MOORE

AREA SCOUT

Jamie Moore is in his 10th season in the Colts scouting department and his seventh as an area scout with a focus on the Southeast region. Moore served as a Colts scouting assistant from 2006-08. He previously spent time as a recruiting assistant at Ball State University from 2004-05. Moore was also a football operations/player personnel intern with the Buffalo Bills in the summer of 2005. He was a defensive back at Tiffin University where he graduated with a bachelor's

degree in sport management. Moore was born September 20, 1981, in Tiffin, Ohio. He and his wife, Elizabeth, reside in Jacksonville, Fla. with their son, Leo Charles.



AHMAD RUSSELL

AREA SCOUT

Ahmad Russell enters his fourth season as an area scout for the Colts with a focus on the Mid-Atlantic region. Russell joined the team following seven seasons (2005-2011) as a member of the Philadelphia Eagles player personnel department. He spent the 2011 campaign as a pro scout for the Eagles, having previously spent five seasons as a college scout working primarily in the Northeast region. Russell interned with the Eagles personnel department in 2004 and was

then elevated as a college scouting assistant in 2005. He earned a bachelor's degree in Asian studies from Colgate University where he was also a four-year letterman at linebacker. Russell went on to earn his master's degree in sports management from the University of Massachusetts in 2004.

ADMINISTRATION

COACHING
STAFFFOOTBALL
OPERATIONSBUSINESS
OPERATIONS

PLAYERS

2014 SEASON
IN REVIEWCOLTS
HISTORY

RECORDS

COLTS IN THE
COMMUNITY



CHRIS MCGAHA

NFS SCOUT

Chris McGaha enters his sixth year with the Colts and his first as NFS Scout. Serving as the team's National Football Scouting representative to the annual NFL Scouting Combine, McGaha will focus his efforts on timing, testing and grading players within the states of Indiana, Ohio and Michigan for NFS. He spent two seasons (2013-2014) as personnel assistant following one year (2012) as assistant to the general counsel and director of football administration. McGaha began his career as a marketing intern with the organization from 2010-2011. He graduated from Indiana University with a bachelor's degree in sport marketing and management. McGaha also graduated from law school at Indiana University in Indianapolis. He was born on September 24, 1984 and currently resides in Indianapolis.



ANTHONY FOYT, IV

SCOUTING ASSISTANT


Anthony Foyt, IV is in his sixth season with the Colts as a scouting assistant. Foyt made the transition from the Indy Racing League, which he joined in 2003. He appeared in six Indianapolis 500 races. Foyt was born and raised in Hockley, Texas. He is married to Casey Irsay Foyt, and they reside in Indianapolis with their sons, Anthony Joseph Foyt, V and Lockey James.



JEFF BROWN

MANAGER OF OPERATIONS

Jeff Brown enters his 17th season with the Colts and his fifth as a member of the football operations department. Following the 2011 campaign, Brown was promoted to his current role as manager of operations where he manages team logistics and serves as a player/coach liaison. He previously served as the team's football operations assistant, as well as an equipment and public relations intern. Brown is a graduate of Butler University with a degree in public relations and advertising. He is married to the former Leah Olson of Traverse City, Mich. The two have one daughter, Marin, and reside in Indianapolis.



DAVID THORNTON

DIRECTOR OF PLAYER ENGAGEMENT

David Thornton enters his fourth season with the Indianapolis Colts as the club's director of player engagement. Thornton's primary charge is the personal and professional growth of each player during and beyond their NFL experience. He tailors specific programs involving professional development, career exposure, financial education and higher learning for members of the Colts. Thornton serves as the liaison between the team, club personnel and external resources. He provides evaluations for prospective college and professional players as well as assisting with game day operations. Thornton also coordinates the Bill Walsh Minority Coaching Fellowship for the team. He spent nine years in the NFL, four of which with Indianapolis from 2002-05 and the last five with the Tennessee Titans from 2006-2010. In 121 career games (102 starts), Thornton totaled 730 tackles, 5.0 sacks, five interceptions, 10 forced fumbles, one fumble recovery and 25 passes defended. In 2007, with the Titans, he was named the team's Ed Block Courage Award recipient. The following season, Thornton was voted the club's Walter Payton Man of the Year, a distinction he also earned twice with the Colts. During his career, Thornton was also nominated for the NFLPA's highest honor, the Byron "Whizzer" White Award on four occasions while receiving the President's Volunteer Service Award in 2008. He served in a number of leadership roles while playing which included defensive captain, NFL Player Advisory Board member and NFLPA Player Representative.

ADMINISTRATION

STAFF

FOOTBALL OPERATIONS

BUSINESS OPERATIONS


PLAYERS

2014 SEASON IN REVIEW

COLTS HISTORY

RECORDS

COLTS IN THE COMMUNITY



DAVE HAMMER

HEAD ATHLETIC TRAINER

Dave Hammer is in his 32nd season with the Colts and his seventh as head athletic trainer. Hammer spent the 2006-08 seasons in the associate head athletic trainer/team services position. He served 22 seasons as an assistant athletic trainer, having joined the club in July of 1984. From 1994-2005, Hammer served on the NATA Honors and Awards Sub-Committee. He also served on the Professional Football Athletic Trainers Society Executive Board from 1997-2002 and currently serves on the PFATS NFL Scouting Combine Committee. Hammer was a member of the undergraduate athletic training curriculum at West Virginia from 1977-1982 and a graduate assistant at Syracuse from 1982-84 while earning a master's degree. He spent the 1981 training camp as a member of the Colts summer staff, along with serving with the club during parts of the 1981-83 seasons. The Colts athletic training staff was honored in 1990 as the Pro Football Athletic Training Staff of the Year by PFATS. Hammer was named the IATA Professional/Clinical Athletic Trainer of the Year in 2012 and was inducted as a member of the WVU Jasper N. Deahl Honors Society in 2013. He was born in Pittsburgh on May 10, 1959. Hammer and his wife, Sharon, have two children, Christopher (26) and Ashlee (23) and reside in Brownsburg, Ind.



ERIN BARILL

DIRECTOR OF REHABILITATION

Erin Barill is in his 13th season with the Colts and his 10th as director of rehabilitation. Barill previously served as a physical therapist for the Colts from 2003-05. He earned his bachelor's degree in secondary education and athletic training from West Virginia in 1992, and earned another bachelor's degree from WVU's School of Physical Therapy. Prior to working with the Colts, Barill spent 11 years as a physical therapist and athletic trainer at Methodist Sports Medicine Center, where he had both clinical and high school responsibilities. He is currently a vice chair of the Special Interest Group for Professional and Intercollegiate Athletics in the Sports Physical Therapy Section of the American Physical Therapy Association. Barill is also the professional athletic trainer liaison for the Indiana Athletic Trainers Association. He was born on December 8, 1969, in Morgantown, W.Va. Barill and his wife, Shay, reside with their children, Rayne (8), Journey (6), Briggs (3), and Meadow (newborn) in Brownsburg, Ind.



DAVE WALSTON

ASSISTANT ATHLETIC TRAINER

Dave Walston is in his 23rd season with the Colts and his 19th as a full-time assistant athletic trainer. Walston earned a master's degree from West Virginia University and a bachelor's degree from Salisbury State College. He previously served as the head athletic trainer at Bowie State University (1988-1990) in Bowie, Md., and at Morningside College (1990-92) in Sioux City, Iowa. Walston currently serves on two Professional Football Athletic Trainers Society committees, including the NFL Combine committee and a vendor committee. In 2015, he received the Bud and Shirley Miller Award from Ball State University, which recognizes individuals who have gone above and beyond to assist students at the university. Walston was born on January 14, 1964, in Denton, Md. He resides with his wife, Steffani, and sons, Brayden (17) and Brooks (6), in Brownsburg, Ind.

ADMINISTRATION

COACHING
STAFFFOOTBALL
OPERATIONSBUSINESS
OPERATIONS

PLAYERS

2014 SEASON
IN REVIEWCOLTS
HISTORY

RECORDS

COLTS IN THE
COMMUNITY



ADMINISTRATION

COACHING
STAFF

FOOTBALL
OPERATIONS

BUSINESS
OPERATIONS

PLAYERS

2014 SEASON
IN REVIEW

COLTS
HISTORY

RECORDS

COLTS IN THE
COMMUNITY



KYLE DAVIS

ASSISTANT ATHLETIC TRAINER

Kyle Davis is in his seventh year with the Colts and his fifth as a full-time assistant athletic trainer. Davis previously served as a seasonal intern with the Colts during the 2008 and 2009 seasons. He earned a bachelor's degree in athletic training from East Central University in 2006 and a master's degree in education from ECU in 2008. Davis was born in Pauls Valley, Okla. He resides in Brownsburg, Ind. with his wife, Betty.



KELLEN NORRIS

ASSISTANT ATHLETIC TRAINER

Kellen Norris enters his second season with the Colts as a full-time assistant athletic trainer. Norris started with the team as a summer intern from 2007-09 before working as a seasonal intern from 2011-12. He then served as an assistant athletic trainer for the Indiana State University football team in 2013. Norris is originally from Casey, Ill. and graduated with a bachelor's degree in athletic training from Indiana State in 2009. He also earned his master's degree in athletic training from West Virginia University in 2011.






JON SCOTT

VICE PRESIDENT OF EQUIPMENT OPERATIONS

Jon Scott is in his 34th season with the Colts and his fourth as vice president of equipment operations. Scott originally joined the team in March of 1982. He started as an assistant equipment manager prior to being elevated to his previous role of equipment manager in November of 1982. Before joining Indianapolis on a full-time basis, Scott worked as an assistant equipment manager at Arizona State University for two years. His association with the Colts began when he worked as an assistant to the equipment manager during the club's 1979 and 1980 summer training camps. Scott received a bachelor's degree in physical education from Michigan State University in 1979, where he served as a student equipment manager from 1975-79. He was born on December 18, 1956, and is a native of East Lansing, Mich. Scott and his wife, Mischelle, have three children, Amber, Brooke and Ian.



SEAN SULLIVAN

EQUIPMENT MANAGER

Sean Sullivan is in his 20th season with the Colts and his fourth as equipment manager. For 10 previous years (2002-2011), Sullivan served as the team's assistant equipment manager after being promoted from an assistant in March of 2002. Prior to joining Indianapolis, he worked as a football operations intern with the Carolina Panthers in the summer of 1995. Sullivan was born on July 7, 1971, in Northport, N.Y. He and his wife, Kelly, reside in Avon, Ind. and have four children, Ashly, Michael, April and Jessica.



MIKE MAYS

ASSISTANT EQUIPMENT MANAGER

Mike Mays is in his 26th season as the Colts assistant equipment manager. Mays joined the club full-time in June of 1991. His association with the Colts began in 1986 as a member of the team's summer training camp staff. Mays worked part-time as an equipment assistant during the 1989 and 1990 seasons. A native of Frankton, Ind., he was born on March 11, 1962, and attended Anderson University. Mays and his wife, Sherri, reside with their daughters, Josie (14) and Calista (12), in Pittsboro, Ind.



BRIAN SEABROOKS

ASSISTANT EQUIPMENT MANAGER

Brian Seabrooks is in his 12th full-time season with the Colts and his 14th overall year in the equipment department. Seabrooks was promoted in February of 2004 after spending the 2002 and 2003 seasons as an intern. He also assisted the Amsterdam Admirals of NFL Europe in 2003. Seabrooks graduated from the University of South Carolina with a degree in sports administration in 2003. He was born on May 14, 1980, in Winnsboro, S.C., and currently resides in Indianapolis with his wife, Kellie, and son, Harrison.

ADMINISTRATION

COACHING
STAFFFOOTBALL
OPERATIONSBUSINESS
OPERATIONS

PLAYERS

2014 SEASON
IN REVIEWCOLTS
HISTORY

RECORDS

COLTS IN THE
COMMUNITY



ERIK KUNTTU

VIDEO DIRECTOR


Erik Kunttu enters his fifth season with the Colts as the team's video director following 17 years at Syracuse University as the video coordinator. Kunttu was named the Big East Conference Video Coordinator of the Year six times and was the National Video Coordinator of the Year in 2005. Prior to his tenure at Syracuse, he was the assistant video director for the Buffalo Bills from 1991-94. Kunttu was a three-year football letterman at Canisius College, was the Special Teams Most Valuable Player and graduated with a degree in communications. He currently serves as Past-President for the Executive Board of the Collegiate Sports Video Association (CSVA) where he advises the current president. Kunttu was born on January 28, 1969, in Buffalo, N.Y. He and his wife, Kristen, have four children, Kaija, Mason, Davin and Jaxon.



JOHN STARLIPER

ASSISTANT VIDEO DIRECTOR

John Starliper is in his 33rd season with the Colts video department. Starliper started with the club in 1983 and assists with video of games and practices. He has seen the evolution of the NFL working with 16mm film to video to digital video, which is now used by coaches, players and scouts. Starliper was born on March 17, 1958, in Harpers Ferry, W.Va. He and his wife, Jill, reside with their two children, Will (13) and Sarah (11), in Indianapolis.



BRANDON PROFFITT

ASSISTANT TO THE VIDEO DIRECTOR

Brandon Proffitt enters his sixth season with the Colts and his third in the role of assistant to the video director. He joined the team in 2010, serving as an intern in the video department as well as handling day-to-day operations with the coaches and players for his first three seasons. Prior to joining the Colts, Proffitt was an undergraduate manager with the Indiana University men's basketball team where he developed his video experience. He graduated from Indiana with a major in general studies. Proffitt currently resides in Indianapolis.



ADMINISTRATION

STAFF

FOOTBALL OPERATIONS

BUSINESS OPERATIONS

PLAYERS

2014 SEASON IN REVIEW

COLTS HISTORY

RECORDS

COLTS IN THE COMMUNITY



RYAN FANNIN

DIRECTOR OF FOOTBALL INFORMATION SYSTEMS

Ryan Fannin is in his 18th season with the Colts and his 10th as director of football information systems. Fannin previously served two seasons as manager of football information systems after serving five years as the network administrator. He worked from 1995-97 as an intern in the Colts operations department and was hired full-time by the team as a scouting assistant in 1998. Fannin is certified in Microsoft Professional Plus Internet and earned his Microsoft Systems Engineer certification. He has obtained CompTIA A+ certification and earned a degree in computer information systems. Fannin was born on July 23, 1976, in Greenfield, Ind. He resides in New Palestine, Ind. with his wife, Gina, and sons, Trevor (12) and Trenton (9).



JOSEPH McCURDY

NETWORK ADMINISTRATOR

Joseph McCurdy is in his 13th season with the Indianapolis Colts. Prior to joining the organization, McCurdy worked as a network administrator for the Indiana BMT Corporation in Indianapolis from 2000-03. He was hired by the Colts in July of 2003. McCurdy graduated with a degree from IUPUI in 2002. He was born on April 6, 1976, in Pendleton, Ind. McCurdy and his wife, Robin, reside with their children in Indianapolis.



JOHN SPEER

SYSTEMS ANALYST

John Speer is in his fifth season with the Indianapolis Colts and his fourth as the team's systems analyst. Speer worked the 2011 season as an intern in the information systems department. He graduated from Ball State University in 2011 with a degree in information systems. Speer is originally from Indianapolis and currently resides in Zionsville, Ind.



ADMINISTRATION

COACHING STAFF

FOOTBALL OPERATIONS

BUSINESS OPERATIONS

PLAYERS

2014 SEASON IN REVIEW

COLTS HISTORY

RECORDS

COLTS IN THE COMMUNITY



AVIS ROPER

SENIOR DIRECTOR OF COMMUNICATIONS

Avis Roper enters his fifth season with the Colts as the senior director of communications. In his previous role, Roper worked as the assistant director of communications with the New York Giants from 1999-2011. He has also worked in the communications departments of the Carolina Panthers (1996-97) and St. Louis Rams (1998). Roper was with the Giants during two of the team's Super Bowl appearances. The first was a Super Bowl XXV loss to Baltimore and the second was New York's XLII victory over the New England Patriots. He has worked on the NFL public relations staff at several Super Bowls and NFC Championship games. In 2001, he was part of the Giants public relations crew that won the Pete Rozelle Award, honoring the league's best public relations department. A native of Charleston, S.C., Roper is an alumnus of South Carolina State University. He resides in Carmel, Ind. with his wife, Catherine, and two children, Grayson and Sydney.



MATT CONTI

ASSISTANT DIRECTOR OF COMMUNICATIONS

Matt Conti enters his fifth season with the Indianapolis Colts and his third as the team's assistant director of communications. Conti originally joined the team in 2011 as the football communications manager. He works closely with local and national media covering the Colts as well as assisting with team publications. Conti has worked on the NFL public relations staff for four NFL Combines, two AFC Championship games and Super Bowl XLVI. Prior to joining the Colts, he spent three years with the Atlanta Falcons public relations department (2007-09) and was with the Atlanta Thrashers of the NHL for one season (2010). Conti's professional experience also includes two years as the public relations intern with the Cleveland Browns following his graduation from Penn State University in 2005. Conti and his wife, Robin, live with their children, Olivia and Matthew in Carmel, Ind.



CHRISTIAN EDWARDS

PUBLIC RELATIONS ASSISTANT

Christian Edwards is in his first season with the Indianapolis Colts as the public relations assistant. Prior to joining the Colts, Edwards worked as a media relations intern with the Pittsburgh Steelers (2014) and Denver Broncos (2013). In Denver, he was a member of the media relations staff that won the 2014 Pete Rozelle Award, given annually to the NFL's top public relations department. Edwards has worked six Super Bowls (five with the NFL and one with the Denver Broncos). He served as a student assistant in the sports information departments at the University of North Florida and the University of Central Florida. Edwards was raised in Jacksonville, Fla. and graduated magna cum laude from North Florida with a bachelor's degree in sport management in 2013.



PAMELA HUMPHREY

PUBLIC RELATIONS COORDINATOR

Pamela Humphrey is in her 29th season with the Indianapolis Colts and her 28th in the public relations department. In 1996, the Colts won the Pete Rozelle Award, an annual honor from the Professional Football Writers of America to the NFL's top PR staff. Humphrey has spent some of her free time volunteering for several non-profits in the Indianapolis area. She was a member the public relations staff of Super Bowl XLVI. In 2014 Humphrey was a co-recipient of the Bob Springer President's Award from the Indiana Football Coaches Association, recognizing her contributions to the IFCA and Indiana high school football. She holds a degree in business administration from Harrison College. Humphrey is a native and resident of Indianapolis.

ADMINISTRATION

STAFF

FOOTBALL OPERATIONS

BUSINESS OPERATIONS

PLAYERS

2014 SEASON IN REVIEW

COLTS HISTORY

RECORDS

COLTS IN THE COMMUNITY



BUSINESS OPERATIONS



MATT GODBOUT

VICE PRESIDENT OF SPONSORSHIP SALES

Matt Godbout is in his 14th season with the Colts and his fourth as vice president of sponsorship sales. Godbout served as the director of sponsorship sales from 2008-2011 and sponsorship sales account manager from 2002-07. He holds a bachelor's degree in sport management from Colby-Sawyer College and a master's degree in sport management/marketing from Indiana State. Godbout has previously worked in sponsorship sales with the Indiana Pacers from 1998-2000 and the Indy Racing League in 2001. He currently serves on the boards of Special Olympics Indiana and the People's Burn Foundation. Godbout was born on July 19, 1973, in Merrimack, N.H. He and his wife, Denise, reside with their two children, Gabrielle and Andrew, in Carmel, Ind.



LARRY C. HALL

VICE PRESIDENT OF TICKET OPERATIONS/ GUEST SERVICES

Larry Hall is in his 32nd season with the Colts (33rd in NFL) and his 16th as vice president of ticket operations/guest services. In 2008, Hall was also named Colts liaison to the NFL for fan conduct and security. Communication with Lucas Oil Stadium, NFL security, local public safety officials and Federal Homeland Security officials are a part of his expanded role. Hall was named director of ticket operations in 1997 after serving 13 seasons as ticket manager. He worked in the ticket office with the Cincinnati Bengals prior to becoming the Colts first ticket manager in 1984. With the Colts, Hall has overseen ticketing for the opening of two different stadiums: the Hoosier Dome in 1984 and the transition to Lucas Oil Stadium in 2008. He has created programs in the areas of guest relations, select-a-seat-days, seat improvement and additions processes, customer relationship representatives, on-line account managing, mobile ticketing, virtual venue and the gameday Colts guest relations staff. Hall also served on the NFL Flexible Scheduling Task Force. He holds a bachelor's degree in business-marketing from the University of Cincinnati. Hall was born on May 13, 1960, in Cincinnati, Ohio. He and his wife, Donna, reside in Carmel, Ind. and have two children, Adam (30) and Lauren (25).



GREG HYLTON

VICE PRESIDENT OF PREMIUM SEATING AND TICKET SALES

Greg Hylton is in his 19th season with the Colts and his 10th as vice president of premium seating and ticket sales. Hylton served as director of ticket sales and marketing from 2001-05, director of ticket sales from 1998-2000 and group sales manager from 1997-98. He holds a bachelor's degree in telecommunications and psychology from Indiana University. Hylton worked with the Indiana Pacers from 1990-91 and with the Indianapolis Ice from 1991-97. He was born on June 22, 1968, in Brownsburg, Ind. Hylton and his wife, Terri, reside with their daughters, Taylor (17) and Brynn (15), in Plainfield, Ind.

ADMINISTRATION

COACHING STAFF

FOOTBALL OPERATIONS

BUSINESS OPERATIONS

PLAYERS

2014 SEASON IN REVIEW

COLTS HISTORY

RECORDS

COLTS IN THE COMMUNITY



STACY JOHNS

VICE PRESIDENT OF FINANCE AND HUMAN RESOURCES

Stacy Johns enters her 11th season with the Colts and her first as vice president of finance and human resources. Johns previously served as the team's controller dating back to her first season with the Colts in 2005. She worked at public accounting firm Ernst & Young from 1998-2003 and worked as a financial analyst at Eli Lilly & Company from 2003-04. Johns received a degree in accounting from Butler University and has been a Certified Public Accountant since 2001. She was born on August 23, 1977, in Indianapolis. Johns lives in Greenwood, Ind. with her husband, Colin, and their children, Vivian, Camille and Charlie.



JAY SOUERS

SENIOR VICE PRESIDENT OF SPONSORSHIP SALES

Jay Souers is in his 19th season with the Colts and his fourth as senior vice president of sponsorship sales. Souers served as vice president of sponsorship sales from 2006-2011, as executive director of sponsorship sales from 2000-05, director of sponsorship sales in 1999 and account manager from 1997-98. He holds a bachelor's degree in marketing from Indiana University. Souers was born on April 9, 1955, in Bloomington, Ind. He and his wife, Julie, reside in Indianapolis and are the parents of 24-year-old triplets, Amy, Kol and Kody.



KIP BROWNFIELD

SENIOR DIRECTOR OF TICKET SALES

Kip Brownfield is in his 18th season with the Colts and his third as senior director of ticket sales. Brownfield spent seven years (2006-2012) as director of ticket sales. He was also a ticket sales account manager from 1998-2005 and events manager from 2000-04. Brownfield obtained a bachelor's degree in business administration from the University of Southern Indiana in 1990 where he was a four-year starter on the USI basketball team. He was born on September 26, 1967, in Franklin, Ind. Brownfield and his wife, Tina, reside with their daughters, Malea (14) and Makayla (11), in Trafalgar, Ind.



STEPHANIE PEMBERTON

SENIOR DIRECTOR OF MARKETING

Stephanie Pemberton enters her 12th season with the Indianapolis Colts and her third as the team's senior director of marketing. Pemberton served the previous eight years in the team's community relations department. After joining the Colts as a seasonal intern in 2004, she worked her way to the team's senior director of community relations following terms as the club's community relations assistant, community relations coordinator and director of community relations. Pemberton holds a bachelor's degree in communication and minor in business administration from Purdue University. She has volunteered with several organizations, including Teachers' Treasures, Second Helpings, United Way of Central Indiana, Big Brothers Big Sisters and Downtown Indy. Pemberton was born March 3, 1983, in Cincinnati, Ohio. She resides in Westfield, Ind. with her husband, Keith, and daughter, Kendall.

ADMINISTRATION

COACHING
STAFFFOOTBALL
OPERATIONSBUSINESS
OPERATIONS

PLAYERS

2014 SEASON
IN REVIEWCOLTS
HISTORY

RECORDS

COLTS IN THE
COMMUNITY



ADMINISTRATION

COACHING STAFF

FOOTBALL OPERATIONS

BUSINESS OPERATIONS

PLAYERS

2014 SEASON IN REVIEW

COLTS HISTORY

RECORDS

COLTS IN THE COMMUNITY



JOE FONDEROLI

DIRECTOR OF EVENTS

Joe Fonderoli is in his 10th season with the Colts and his third as director of events. Prior to being named to his current position, Fonderoli spent four seasons as the team's marketing manager. His affiliation with the team began in 2005 as a seasonal intern. Fonderoli holds a bachelor's degree in sports administration from Ball State University. He was born in Spring Valley, Ill. and resides in Noblesville, Ind. with his wife, Kelly, and their two daughters Mia and Lola.



TROY GLENDENNING

DIRECTOR OF FACILITIES AND GROUNDS

Troy Glendenning enters his 18th season with the Colts and his first as director of facilities and grounds. Glendenning previously served as the team's facilities manager/field supervisor from 2007-2014 following his time as the building/grounds assistant from 1998-2006. He attended Georgetown College and Indiana State University. Glendenning was born on July 18, 1962 and resides in Leoben, Ind.



BOB LAMEY

VOICE OF THE COLTS

Bob Lamey is in his 29th season as the club's radio play-by-play voice. Lamey's involvement with the team extends beyond the play-by-play booth to community/public relations, sales and marketing. This is his second stint as the team's play-by-play voice as his association began in the Colts inaugural season in Indianapolis from 1984-1991. He then resumed in 1995. Lamey's voice is well known in the region as the official play-by-play voice of the Indianapolis Racers from 1974-77 and the Indiana Pacers from 1977-1984. He worked 23 years for WIBC Radio in Indianapolis, the last 15 as sports director. Lamey was inducted to the Indiana Sports Broadcasters and Writers Hall of Fame in 2008. He obtained a bachelor's degree in radio and television from Texas Christian University in 1960 and has worked on his master's degree at Ohio University. Lamey was born on December 23, 1938, in Chester, Pa. He and his wife, Kimberly, reside in Indianapolis and they have five daughters, Becky (50), Gayle (47), Sheryl (44), Erin (38), Nicole (37) one son Eric (43). They also have 12 grandchildren.



BOB PARENTEAU

DIRECTOR OF TICKET OPERATIONS

Bob Parenteau is in his 19th season with the Colts and his seventh as director of ticket operations. Parenteau previously served as assistant director of ticket operations from 1997-2007. He earned his bachelor's and master's degrees in sport administration from Ball State University, where he was a four-year letterman and one-year captain on the swimming team. Parenteau was born in Acton, Mass. He and his wife, Andrea, reside with their three sons, Matt, Jack and Will, and daughter, Ally, in Carmel, Ind.



DAN PLUMLEE

DIRECTOR OF DIGITAL MEDIA

Dan Plumlee is in his ninth season with the Colts and his fifth as director of digital media. Plumlee previously served four years with the information systems team. He graduated from Ivy Tech with a major in hardware/software and a minor in development. Plumlee is a certified .NET Developer and is versed in several development languages. He was born on May 2, 1978, in Noblesville, Ind. Plumlee and his wife, Sarah, reside with their children, Chyanna and Sean, in Lapel, Ind.



JOE STOLL

DIRECTOR OF PRODUCTION

Joe Stoll enters his sixth season with the Colts and his third as the team's director of production. He previously served as the club's multimedia coordinator beginning in 2010. Stoll spent 16 years working at local CBS affiliate, WISH-TV, as a sports producer/videographer. He attended Vincennes University and earned a degree in broadcast production. A native of Princeton, Ind., Stoll and his wife, Cathy, reside in Brownsburg, Ind. with their son, Zach.



ADMINISTRATION

COACHING
STAFFFOOTBALL
OPERATIONSBUSINESS
OPERATIONS

PLAYERS

2014 SEASON
IN REVIEWCOLTS
HISTORY

RECORDS

COLTS IN THE
COMMUNITY



COLTS STAFF

ADMINISTRATION

COACHING
STAFF

FOOTBALL
OPERATIONS

BUSINESS
OPERATIONS

PLAYERS

2014 SEASON
IN REVIEW

COLTS
HISTORY

RECORDS

COLTS IN THE
COMMUNITY



Sherard Allen
Multi Media Graphic Designer



Thurman Alvey, DO
Physician



Chris Anderson
HVAC Specialist



Steve Andress
Colts Media Reporter



Phil Andrews
Youth Football & Alumni Relations Coordinator



Lisa Andrzejewski
Assistant to the General Manager



Joe Atkins
Building/Grounds Assistant



Brad Beery
Sponsorship Sales Account Manager



Josh Bleill
Community Spokesperson



Blue
Team Mascot



Eric Boling
Building/Grounds Assistant



Kevin Bowen
Colts.com Writer



Matt Bowen
Team Photographer



Jett Branham
Sales and Marketing Coordinator



Brandon Brown
Scouting Assistant



Chris Buckley
Video Engineer



Brent Caprio
Scouting Assistant



Stephanie Cassel
Community Relations Manager



Lindsay Catavolos
Senior Account Coordinator



Cathy Catellier
Executive Assistant to the Owner



Darrell Chandler
Grounds and Maintenance



Mary Clugston
Accounting/Insurance Assistant



Kevin Connors
Producer/Videographer



Janelle Davenport
Account Coordinator



Amy Davis
Premium Seating Services Manager



Scott Davis
Pavilion Manager



Amber Darrow
Social Media Coordinator



Chelsea Durham
Marketing Assistant



Mark Feeser
Executive Assistant



Hank Feuer, MD
Neurosurgeon



COLTS STAFF



Debbie Finn
Assistant to the Director of Player Personnel & Vice President and General Counsel



Hannah Guess
Ticket Sales Account Manager



Brian Healey
Sponsorship Sales Account Manager



Jody Henton
Premium Seating & Ticket Sales Coordinator



Terry Horner, MD
Neurosurgeon



Sue Kelly
Receptionist



Anna King
Youth Cheer Coordinator



Heidi Klene
Travel Consultant



Tom Klootwyk, MD
Orthopedic Surgeon



David Liptak
Executive Assistant



Ryan Lobsiger
Sponsorship Sales Account Manager



Rob Louthain
Sponsorship Sales Account Manager



Megan Magiera
Graphic Designer



Jim Matis
Sponsorship Sales Account Manager



Marcus McCray
Team Chiropractor



Lauren McIntyre
Sponsorship Sales Account Manager



Tina McKnight
Accounting/ Payroll Assistant



Doug Melton
Office Assistant



Gary Misamore, MD
Orthopedic Surgeon



Trey Mock
Mascot Program Coordinator



Traci Morgan
Assistant to the Chief Operating Officer



Megan Oldham
Customer Relationship Representative



Susie Peters
Assistant to the Senior Vice President of Sponsorship Sales



Julia Pohlman
Mascot Program Assistant



Dave Porter, MD
Orthopedic Surgeon



Laura Porter
Account Coordinator



Ashley Powell
Marketing Coordinator



Mike Prior
Youth Football Commissioner



Taylor Pulliam
Customer Relationship Representative



Arthur C. Rettig, MD
Orthopedic Surgeon

ADMINISTRATION

COACHING STAFF

FOOTBALL OPERATIONS

BUSINESS OPERATIONS

PLAYERS

2014 SEASON IN REVIEW

COLTS HISTORY

RECORDS

COLTS IN THE COMMUNITY



COLTS STAFF

ADMINISTRATION

COACHING STAFF

FOOTBALL OPERATIONS

BUSINESS OPERATIONS

PLAYERS

2014 SEASON IN REVIEW

COLTS HISTORY

RECORDS

COLTS IN THE COMMUNITY



Doug Robertson, MD
Physician



Jacob Romine
Customer Relationship Representative



Doug Snelling
Building/Grounds Assistant



Jamil Stafford
Assistant Director of Ticket Operations



Mike Stevens
Studio Manager



Matt Taylor
Manager of Radio Production



Shawn Terlecky
Assistant to the Head Coach



Danny Thompson
Building/Grounds Assistant



Kelly Tilley
Cheerleader Manager



Jaci Turner
Staff Accountant



Lydia Wathen
Community Relations Assistant



Amy Waymire
Community Relations Assistant



Matt Wilkening
Producer/
Videographer



Daron Williams
Digital Communications Manager



David Williams
Conditioning/
Performance Analyst



Maureen Williams
Community Manager



Derek Wolfe
Video/Broadcast Graphic Designer



Abby Zeedyk
Administrative Assistant



PLAYERS



MIKE ADAMS

29 SAFETY

5-11 205 DELAWARE

NFL Exp: 12 (2nd Year with Colts)

Born: 3/24/81

How Acquired: FA – 2014

GP/GS (Postseason): 162/89 (7/7)

CAREER TRANSACTIONS:

- Signed by the Colts as a free agent on June 16, 2014.
- Signed by the Denver Broncos as an unrestricted free agent on March 15, 2012.
- Signed by the Cleveland Browns as a free agent on April 2, 2007.
- Elevated to the San Francisco 49ers active roster on November 13, 2004.
- Signed to the 49ers practice squad on September 6, 2004.
- Waived by San Francisco on September 4, 2004.
- Signed by the 49ers as an undrafted free agent on April 28, 2004.

SINGLE-GAME HIGHS

Tackles:	12, two times (Last: at DAL 12/21/14)
Sacks:	1.0, five times (Last: at CAR 11/11/12)
FF:	1, six times (Last: at TEN 12/28/14)
FR:	1, 11 times (Last: at PIT 10/26/14)
Int:	2, three times (Last: vs. NE 11/16/14)
PD:	3, four times (Last: vs. TEN 9/28/14)

PRO CAREER:

- Named to his first career Pro Bowl in 2014 after tying for the NFL lead in takeaways with seven (five INT, two FR).
- In 11 seasons, has seen action in 162 career games with Indianapolis (2014), Denver (2012-13), Cleveland (2007-2011) and San Francisco (2004-06), combining for 89 starts at both safety and cornerback.
- Established a career-high with 93 tackles and tied a career-best with 11 passes defended in 2014.
- Owns 29 career takeaways in addition to contributing with 70 special teams tackles.
- Opened 16 games at free safety for Cleveland in 2011 as the Browns finished with the NFL's second-ranked pass defense (184.9 ypg.).
- Received the 2011 Dino Lucarelli Good Guy Award from the Cleveland Chapter of the Professional Football Writers' Association.

2014 (COLTS):

- In his first season with the Colts, started all 16 games at strong safety and set a career-high with 93 tackles while tying a career-best with 11 passes defended. Contributed with five interceptions, two forced fumbles and two fumble recoveries.
- Started all three postseason games and tallied 20 tackles (11 solo) and one pass defended.
- Was selected to his first career Pro Bowl.
- Made his debut with the Colts and started at strong safety in the team's regular season opener at Denver (9/7). Finished the contest with six tackles (five solo) and also added one special teams stop.
- Started at strong safety against Philadelphia (9/15) and led the secondary with seven tackles (six solo) while adding one pass defended. Topped the 500-tackle plateau for his career.
- Started at strong safety in a Week 4 victory against Tennessee (9/28) and tallied two interceptions and three passes defended. The first pick came off of Titans quarterback Charlie Whitehurst in the second quarter and the Colts posted a field goal on the ensuing possession. The second interception came in the fourth quarter off of Zach Mettenberger to seal the victory. With two interceptions, Adams tied his single-game career-high which he originally set on Jan. 1, 2006 against Houston. His three passes defended also tied a single-game career-high which he set on three other occasions. The interceptions were the 14th and 15th of his career.
- Posted four solo tackles and one forced fumble in the team's Week 5 victory against Baltimore (10/5), making a start at strong safety. Was part of a secondary that limited the Ravens to 197 net passing yards.
- Started at strong safety in a Week 6 victory at Houston (10/9) and collected four tackles and one fumble recovery. The recovery was the eighth of his career and came in the fourth quarter following Vontae Davis' strip of Texans wide receiver Andre Johnson.



QUICK HITS

Adams was named to his first career Pro Bowl following the 2014 season after tying for the NFL lead in takeaways with seven (five interceptions, two fumble recoveries). It was his highest takeaway output in his 11 NFL seasons. Adams also posted a single-season career-high with 93 tackles and tied a career-best with 11 passes defended.

- In a Week 7 win against Cincinnati (10/19), finished with one tackle and one pass defended. Was part of a defense that allowed 135 net yards as the Colts posted their first shutout dating back to 2008.
- Finished with a season-high 11 solo tackles and one fumble recovery, starting at strong safety in a Week 8 loss at Pittsburgh (10/26). The recovery was his second of the season and the ninth of his career. Following the turnover, Indianapolis scored a touchdown three plays later to make it a one possession Steelers lead (42-34) early in the fourth quarter.
- Started at strong safety in a Week 9 victory at the New York Giants (11/3) and led the secondary with nine tackles (seven solo). Was part of a defense that held the Giants to 89 rushing yards.
- In a Week 11 loss against New England (11/16), started at strong safety and recorded his third and fourth interceptions of the season. The first interception came when he picked off Tom Brady at the 2:58 mark of the first quarter. He added his second interception at the 1:25 mark of the second quarter, which led to a Hakeem Nicks touchdown reception. Led the secondary with 11 tackles (eight solo) while adding two passes defended to go along with his two interceptions. It was his second multiple interception game of the season (two vs. Tennessee in Week 4).
- In a Week 14 win at Cleveland (12/7), started at strong safety and compiled five tackles, one interception and one pass defended. Intercepted Brian Hoyer in the end zone in the first quarter and set a new single-season career-high with his fifth pick. He also tied his single-season career-best with his 11th pass defended of the season.
- Started at strong safety and tied for the team lead with 12 tackles (six solo) while adding one tackle for loss in a Week 16 loss at Dallas (12/21). The 12 tackles tied his previous single-game career-high.
- In a Week 17 victory at Tennessee (12/28), started at strong safety and totaled four tackles and one forced fumble. Was part of a secondary that held the Titans to 50 net passing yards.
- In the team's AFC Wild Card Playoff contest against Cincinnati (1/4/15), started at strong safety and led the secondary with nine tackles (seven solo) while contributing with one pass defended.
- Started at strong safety in the team's AFC Divisional Playoff victory at Denver (1/11/15) and finished with two tackles. Was part of a defense that held the Broncos to 288 net yards.
- Tallied nine tackles starting at strong safety in an AFC Championship Game loss at New England (1/18/15).

2013 (BRONCOS):

- Completed in all 16 games (seven starts) and posted 64 tackles (48 solo), one interception, one fumble recovery and six passes defended.
- Started all three of Denver's postseason games and totaled 12 tackles and one pass defended.
- Tied for the team lead with six tackles and broke up Alex Smith's fourth down pass in the end zone late in the fourth quarter to seal Denver's Week 13 win at Kansas City (12/1).
- Finished second on the team with five tackles and recovered a fumble against Tennessee (12/8).
- Posted a game-high nine tackles and one interception that led to a touchdown in Week 16 at Houston (12/22).
- Ranked third on the team with six tackles in Super Bowl XLVIII against Seattle (2/2/14).

2012 (BRONCOS):

- Started all 16 games and ranked second on team with 80 tackles (60 solo) and third on the club with 11 passes defended.
- Added 1.0 sack, two forced fumbles and a team-best two fumble recoveries.
- Set a career high with 12 tackles and recovered a fumble at New England (10/7).
- Sacked Panthers quarterback Cam Newton in the end zone for his first career safety at Carolina (11/11).
- Made his playoff debut in Denver's AFC Divisional Playoff game against Baltimore (1/12/13) and made two solo stops with one pass defended.

2011 (BROWNS):

- Started all 16 games for the first time in his career and totaled 61 tackles (41 solo), a team-high three interceptions, six passes defended, one forced fumble and one fumble recovery for the league's second-ranked pass defense.
- Recorded a takeaway (two interceptions and one fumble recovery) in three consecutive games from Weeks 3-5.
- Tied a career-high with 10 tackles (six solo) and added an interception against Pittsburgh (1/1/12).

2010 (BROWNS):

- Saw action in 15 games (two starts) for Cleveland and posted 34 tackles (31 solo), 1.0 sack, two interceptions and six passes defended to go along with 10 special teams stops.
- Helped the Browns kickoff coverage unit lead the NFL by allowing just 17.8 yards per return.

2009 (BROWNS):

- Participated in 16 games (nine starts), including six at cornerback and three at safety, and totaled 61 tackles (52 solo), 1.0 sack, eight passes defended and one fumble recovery.
- Ranked fourth on the team with 10 special teams tackles.

2008 (BROWNS):

- Competed in 14 games (five starts) at strong safety and recorded 42 tackles (20 solo), two interceptions, two passes defended and one fumble recovery.
- Added four tackles on special teams.

2007 (BROWNS):

- Played in 15 games in his first season with the Browns and posted 11 tackles (nine solo) with 1.0 sack, two passes defended and one fumble recovery.
- Ranked second on the team with a career-high 18 special teams tackles.
- Placed on Injured Reserve after injuring his knee at Cincinnati (12/23).

2006 (49ERS):

- Appeared in all 16 games (eight starts) for the first time in his career and totaled 67 tackles (53 solo) and three passes defended.
- Posted 12 tackles on special teams.
- Recorded his first double-digit tackle output with 10 stops in the season opener at Arizona (9/10).

2005 (49ERS):

- Started 10-of-14 games and posted 68 tackles (55 solo), 1.0 sack, four interceptions, 10 passes defended, one forced fumble and one fumble recovery. Returned one interception 40 yards for a touchdown.
- His four interceptions tied for the team lead.
- Added three tackles on special teams.
- Made his first career start at Arizona (10/2) in Mexico City, Mexico.
- Recorded his first-career multiple-interception game in the season finale against Houston (1/1/06). Returned a pick 40 yards for a touchdown and added a takeaway in overtime to set up the team's game-winning field goal.

2004 (49ERS):

- Spent the first half of the season on the team's practice squad before being promoted to the active roster and playing in the final eight games.
- Totaled four tackles (two solo), one interception, one pass defended and one fumble recovery in addition to five special teams stops.
- Made his NFL debut against Carolina (11/14) and recovered a fumble on special teams.
- Registered his first career interception against Miami (11/28).

COLLEGE:

- Started 23-of-43 games at the University of Delaware, finishing with 213 tackles, 11 interceptions and 14 passes defended.
- Ranked 11th in school history with his 11 interceptions.
- Earned Second Team All-Atlantic 10 Conference honors as a senior team captain in 2003 while guiding the Blue Hens to the Division 1-AA National Championship.

PERSONAL:

- Attended Passaic Tech High School in Wayne, N.J., where he helped guide his team to the New Jersey Group 4 state title in 1998.
- Inducted into the Passaic Tech Hall of Fame in 2009 and had his jersey retired in 2010.
- Donated school supplies to kindergarten students of Edward W. Kilpatrick Elementary School in Paterson, N.J.
- Donated 600 winter coats for Oasis, a haven for women and children in Paterson, N.J.
- A native of Paterson, N.J.



CAREER REGULAR SEASON STATISTICS

Year	GP	GS	Solo	Asst.	Total	Sacks	PD	FF	FR	INT	Yds	Avg.	LG	TD
2014 IND	16	16	71	22	93	0.0	11	2	2	5	24	4.8	10	0
2013 DEN	16	7	45	15	60	0.0	6	0	1	1	3	3.0	3	0
2012 DEN	16	16	60	20	80	1.0	11	2	2	0	0	0.0	0	0
2011 CLE	16	16	41	20	61	0.0	6	1	1	3	33	11.0	29	0
2010 CLE	15	2	31	3	34	1.0	6	0	0	2	51	25.5	26	0
2009 CLE	16	9	52	9	61	1.0	8	0	1	0	0	0.0	0	0
2008 CLE	14	5	20	22	42	0.0	2	0	1	2	18	9.0	18	0
2007 CLE	15	0	9	2	11	1.0	2	0	0	0	0	0.0	0	0
2006 SF	16	8	53	14	67	0.0	3	0	0	0	0	0.0	0	0
2005 SF	14	10	55	13	68	1.0	10	1	1	4	36	9.0	40t	1
2004 SF	8	0	2	2	4	0.0	1	0	0	1	0	0.0	0	0
TOTAL	162	89	439	142	581	5.0	66	6	9	18	165	9.2	40t	1

CAREER POSTSEASON STATISTICS

Year	GP	GS	Solo	Asst.	Total	Sacks	PD	FF	FR	INT	Yds	Avg.	LG	TD
2014 IND	3	3	11	9	20	0.0	1	0	0	0	0	0.0	0	0
2013 DEN	3	3	12	0	12	0.0	1	0	0	0	0	0.0	0	0
2012 DEN	1	1	2	0	2	0.0	1	0	0	0	0	0.0	0	0
TOTAL	7	7	25	9	34	0.0	3	0	0	0	0	0.0	0	0

SPECIAL TEAMS TACKLES: 70 (2014 - 1, 2013 - 3, 2011 - 3, 2010 - 12, 2009 - 10, 2008 - 4, 2007 - 18, 2006 - 12, 2005 - 3, 2004 - 4)

ADDITIONAL STATISTICS: Two special teams fumble recoveries (2004 and 2007) and one special teams forced fumble (2005). One safety at Carolina (2012).

GETTING TO KNOW MIKE ADAMS

Favorite team and/or athlete: Jerry Rice

Favorite musician and/or song: Jadakiss and Jay-Z

Hobbies outside of football: Basketball and watching movies

Favorite food: Grilled chicken sandwich

Favorite vacation spot: Bahamas

Favorite movie: *Harlem Nights*



DANIEL ADONGO
56 OUTSIDE LINEBACKER
 6-5 252 PRETORIA
 (SOUTH AFRICA)

NFL Exp: 2 (2nd Year with Colts)

Born: 10/12/89

How Acquired: FA – 2013

GP/GS (Postseason): 2/0 (0/0)

CAREER TRANSACTIONS:

- Signed to the Colts active roster from the practice squad on December 3, 2013.
- Signed to the Colts practice squad on September 1, 2013.
- Waived by the Colts on August 31, 2013.
- Signed by the Colts as a free agent on July 25, 2013.

SINGLE-GAME HIGHS

Tackles:	0
Sacks:	0.0
FF:	0
FR:	0
Int:	0
PD:	0

2014 (COLTS):

- Was placed on Injured Reserve on August 12.

2013 (COLTS):

- Spent the first 12 games of the season on the practice squad before being signed to the active roster and playing in two games on special teams.
- Competed in his first career NFL contest in a Week 14 loss at Cincinnati (12/8). Saw action on kickoff and punt coverage units and secured one kickoff for zero yards.
- Participated on special teams in the first half of a Colts Week 15 victory against Houston (12/15). Left the game at the start of the second half with a hamstring injury.
- Was inactive for the final two regular season games at Kansas City (12/22) and against Jacksonville (12/29).
- Listed as inactive for the team's Wild Card Playoff victory against Kansas City (1/4/14) and Divisional Playoff loss at New England (1/11/14).

QUICK HITS

Prior to joining the Colts, Adongo competed for the Southern Kings of Super 15 Rugby, the highest level of professional rugby in the world. When he took the field for a contest at Cincinnati on December 8, 2013 he became the first Kenyan-born player to compete in an NFL game.

PRO RUGBY CAREER:

- In 2013, played for the Southern Kings of Super 15 Rugby, the highest level of professional rugby in the world.
- Participated in the Vodacom Blue Bulls in 2011 and totaled five points in eight appearances.
- Joined the New Zealand ITM Cup team Counties Manukau Steelers six months later and made nine appearances for the team.

COLLEGE:

- Played in the 2012 Varsity Cup for the University of Pretoria Tuks.
- Attended the Sharks Academy, a rugby academy accredited by South African Rugby, and made his senior debut in the 2010 Vodacom Cup.
- Recorded 15 points in 10 appearances for the Sharks Academy.
- In 2007, attended the University of South Africa, the largest university on the African continent.

PERSONAL:

- Graduated from Strathmore High School (Nairobi, Kenya) in 2006.
- Played for the Kenya Harlequins junior team before going on to play for Kenya's U-18 and U-19 national teams.
- Was spotted by South African scouts at the 2006 Safari Sevens tournament, playing in the schools category.
- Has an older brother who played for the Kenyan Rugby team.
- Has participated in several NFL PLAY 60 events, including the Super School Visit, Challenge Launch Party, Special Olympics Youth Football Camp, Hometown Huddle and playground build.
- Volunteered at the Humane Society of Indianapolis.
- Was a participant in the Second Helpings Hunger Relief event and Horseshoe Helpings.
- Was a speaker and coach for the Hispanic Heritage Month Football Camp.
- Took part in the Colts Pamper Her Pink event.
- Volunteered at the Colts Cold Feet Warm Shoes event.
- Served as a host for a holiday gift giving event assisting Trinity House.
- Born in Nairobi, Kenya.

CAREER REGULAR SEASON STATISTICS

Year	GP	GS	Solo	Asst.	Total	Sacks	PD	FF	FR	INT	Yds	Avg.	LG	TD
2014 IND	INJURED RESERVE													
2013 IND	2	0	0	0	0	0.0	0	0	0	0	0	0.0	0	0
TOTAL	2	0	0	0	0	0.0	0	0	0	0	0	0.0	0	0

CAREER POSTSEASON STATISTICS

Year	GP	GS	Solo	Asst.	Total	Sacks	PD	FF	FR	INT	Yds	Avg.	LG	TD
2014 IND	INJURED RESERVE													
2013 IND	0	0	0	0	0	0.0	0	0	0	0	0	0.0	0	0
TOTAL	0	0	0	0	0	0.0	0	0	0	0	0	0.0	0	0

ADDITIONAL STATISTICS: Returned a kick for no gain at Cincinnati (12/8/13).



GETTING TO KNOW DANIEL ADONGO

Favorite team and/or athlete outside of football: Usain Bolt and Leon Adongo (brother)

Favorite musician and/or song: 3 Doors Down

Hobbies outside of football: Poetry, philosophy and family

What is something interesting about you that most people may not know: I'm a poet

Favorite food: Ugali and fried meat with skuma wiki and chapati

Favorite vacation spot: New Zealand and Kenya

If you could have lunch with three people, living or dead, who would they be: John Lennon, Jimi Hendrix and Nelson Mandela

Favorite movie: *Shaka Zulu*

What's the one thing you couldn't live without: God, my faith and my mind



DWAYNE ALLEN

83 TIGHT END

6-3 265 CLEMSON

NFL Exp: 4 (4th Year with Colts)

Born: 2/24/90

How Acquired: D3 - 2012 (64th overall)

GP/GS (Postseason): 30/30 (4/3)

CAREER TRANSACTIONS:

- Selected by the Colts in the third round (64th overall) of the 2012 NFL Draft.

PRO CAREER:

- In 2014, Allen and Coby Fleener became the first tight end duo on the same team to each record eight touchdowns apiece in a single season in NFL history.
- Set a Colts rookie record for tight ends with 45 receptions, breaking Ken Dilger's mark of 42 set in 1995.
- Led all NFL rookie tight ends with 45 receptions for 521 yards in 2012.
- Was the recipient of Indianapolis' 2014 Ed Block Courage Award.

SINGLE-GAME HIGHS

Rec:	6, two times (Last: at NE 11/18/12)
Yards:	75 vs. MIA (11/04/12)
TDs:	1, 12 times (Last: vs. HOU 12/14/14)
LG:	41t at DEN (9/7/14)
Rush:	1, three times (Last: vs. HOU 12/30/12)
Yards:	3 at HOU (12/16/12)
TDs:	0
LG:	3 at HOU (12/16/12)

2014 (COLTS):

- Started all 13 games he participated in and totaled 29 receptions for 395 yards and eight touchdowns. His eight touchdowns are tied for the fourth-most by a tight end in a single season (Coby Fleener, 2014 and Marcus Pollard, 2001) and the most since Dallas Clark's 10 in 2009.
- Started two of the team's three postseason contests and caught 11 passes for 90 yards and one touchdown.
- Started at tight end in the season opener at Denver (9/7). Competed in his first contest since suffering an injury in the 2013 regular season opener and contributed with four catches for 64 yards and one touchdown on a career-long 41-yard reception. The score was the fifth of his career and his first since a Week 1 contest against Oakland in 2013.
- Caught four passes for 43 yards and one touchdown starting at tight end in a Week 3 victory at Jacksonville (9/21). The score was his second of the season.
- Started at tight end and caught three passes for 38 yards and one touchdown in a Week 4 win against Tennessee (9/28). Contributed with a seven-yard touchdown reception in the first quarter to give the Colts a 14-0 lead.
- Caught four passes for 59 yards and added one touchdown starting at tight end in a Week 5 win against Baltimore (10/5). With his score in the third quarter, caught one touchdown pass in five of the last six games. The score gave Indianapolis a 13-3 lead in the third quarter.
- Caught three passes for 52 yards and one touchdown starting at tight end in a Week 7 win against Cincinnati

ADMINISTRATION

COACHING
STAFFFOOTBALL
OPERATIONSBUSINESS
OPERATIONS

PLAYERS

2014 SEASON
IN REVIEWCOLTS
HISTORY

RECORDS

COLTS IN THE
COMMUNITY



(10/19). Recorded a 32-yard touchdown in the third quarter to give the Colts a 17-0 lead. His touchdown was his fourth in the last five games. Also posted one tackle and one forced fumble on special teams.

- In a Week 8 loss at Pittsburgh (10/26), started at tight end and caught one pass for a 21-yard touchdown in the second quarter. The score cut Pittsburgh's lead to 21-10. With the touchdown, Allen tied Pat Beach, Dallas Clark and Marcus Pollard (six) for the seventh-most receiving touchdowns in a single season by a tight end in Colts history. The score was also his fifth in the last six games.
- Started at tight end in a Week 9 victory at the New York Giants (11/3) and caught four passes for 48 yards and one touchdown. With his third quarter touchdown, tied John Mackey (seven in 1963 and 1965) for the fifth-most receiving touchdowns in a single season by a tight end in Colts history. The touchdown was also his sixth in the last seven games.
- In a Week 15 victory against Houston (12/14), started at tight end and caught two passes for 16 yards and one touchdown. Recorded his eighth touchdown of the season on a three-yard pass from Andrew Luck in the second quarter. With the score, tied Marcus Pollard for the fourth-most touchdowns by a tight end in a single season.
- In the team's AFC Wild Card Playoff contest against Cincinnati (1/4/15), started at tight end and caught three passes for 30 yards with a long reception of 12 yards.
- Caught four passes for 30 yards and one touchdown in the team's AFC Divisional Playoff victory at Denver (1/11/15). Gave the Colts a 14-7 lead in the second quarter with his three-yard touchdown grab. It was his first career postseason touchdown reception.
- Started at tight end in the team's AFC Championship Game loss at New England (1/18/15) and led the team with four receptions, finishing with 30 yards.

QUICK HITS

In 2014, Allen and teammate Coby Fleener became the first tight end duo on the same team to each record eight touchdowns apiece in a single season in NFL history.

Allen led all NFL rookie tight ends with 45 receptions for 521 yards in 2012. His reception total set a Colts rookie record for tight ends, breaking Ken Dilger's mark of 42 set in 1995.

2013 (COLTS):

- Started at tight end in the regular season opener against Oakland (9/8) and finished the game with a 20-yard touchdown reception. The score was the fourth of his career and gave the Colts a 14-0 lead in the second quarter.
- Listed as inactive for the team's Week 2 contest against Miami (9/15).
- Placed on Injured Reserve on September 19, 2013.

2012 (COLTS):

- Started all 16 games in his rookie campaign. Finished the year with 45 receptions for 521 yards and three touchdowns. Had three carries for five yards on the season.
- Recorded two special teams tackles.
- Led all NFL rookie tight ends in receptions and receiving yards.
- Started at tight end in his first career NFL contest at Chicago (9/9).
- Caught his first NFL reception against Minnesota (9/16), which went for a three-yard touchdown.
- Started at tight end and caught four passes for 38 yards (9.5 avg.) and one touchdown against Green Bay (10/7).
- Set season highs with six receptions for 75 yards against Miami (11/4).
- Caught six passes for 69 yards at New England (11/18) in his 10th start of the season. His 69 yards marked his second-highest receiving total of the season (Miami, 75 yards).
- Made a start at the flex position and contributed with two receptions for 50 yards at Detroit (12/2). Finished with his longest catch of the year, a 40-yard gain in the second quarter.
- Caught three passes for 36 yards and one touchdown at Houston (12/16), which was his third of the season.
- Totaled three catches for 18 yards against Kansas City (12/23). With three receptions, he set a record for the most receptions by a rookie tight end in franchise history, breaking Ken Dilger's mark of 42 set in 1995.
- In his playoff debut, started at the flex position and contributed with four catches for 51 yards, including a long of 22 yards at Baltimore (1/6/13). Also tallied one special teams tackle.

COLLEGE:

- Started 33-of-41 games at Clemson, recording 93 receptions for 1,079 yards and 12 touchdowns.
- Honored as Clemson's first recipient of the John Mackey Award, given to the nation's best tight end.
- Was a consensus NCAA All-America selection and was named All-America first-team by The Associated Press, ESPN.com, Phil Steele, Football Writers Association and Sports Illustrated, adding second-team accolades from The NFL Draft Report and CBSSports.com and honorable mention from Pro Football Weekly.



- Selected as a unanimous All-Atlantic Coast Conference first-team member in 2011 and second-team All-ACC in 2010.
- Collected 93 receptions over his career, tying him with John McMakin (1969-1971) for the most grabs by a tight end in Clemson history and placing him 18th in the school's overall career record book.
- Brought in 50 receptions in 2011 to break the school season record for tight ends, topping the previous mark of 43 catches by Michael Palmer in 2009.
- Joined John McMakin (1,255) as the only Clemson tight ends to gain over 1,000 receiving yards in a career.
- With 598 yards in 2011, broke the school season record of 507 yards by Michael Palmer in 2009 and ranked fifth on the Atlantic Coast Conference's annual record chart for tight ends.
- Set the Clemson tight end career record for touchdown receptions (12), while also breaking the mark for most touchdowns by a tight end in a season (eight) in 2011.

PERSONAL:

- Attended Terry Sanford High School in Fayetteville, N.C.
- Regarded as the third-best tight end in the nation and the 83rd-best overall prospect by ESPN.
- A four-star prospect, *Rivals.com* had him placed third among all tight ends in the prep ranks.
- Finished his career with 68 receptions for 1,257 yards (18.5 ypc).
- Finished with 551 yards as a junior and 291 yards as a senior, earning All-Two Rivers Conference honors for each campaign.
- Lettered in basketball and earned team Most Improved Player honors as a senior.
- A 2014-15 NFL Players Association player representative.
- Participated in the 2015 Winter USO Tour.
- Supported the NO MORE Campaign by recording a PSA to raise awareness of domestic violence and sexual assault.
- Was an honored guest attendee at the 2014 White House Easter Egg Roll.
- Working with Papa John's, the "Allen's Any" promotion raised over \$30,000 for DREAM Alive, Inc.
- Represented RUSH Campus Ministries and spoke to 400 youth encouraging them to resist gang involvement at a Fight for Peace event.
- In conjunction with School on Wheels, spoke at the Crane Bay Event Center in support of educational programming and advocacy for homeless children.
- In 2013, was a speaker at the Veterans Day School visit and was a volunteer for the Million Meal Marathon.
- Reads to children as part of the Colts Day in Schools event and Read Across America Week.
- Held a contest for 300 kids to win tickets to a Harlem Globtrotters game as part of a Black History Month reading contest.
- Participated in the 2012 Colts Rookie Community Blitz at Concord Neighborhood Center, helping local children with reading, crafts and fitness activities.
- As a part of the Colts Community Ticket Block program, joined 2012 rookie teammates in donating 10 tickets per game to youth organizations.
- Serves as a co-spokesperson for the "COLTSTRONG, LIBRARYSTRONG" campaign for the Indianapolis Library.
- Visited Riley Hospital for Children to spread cheer during the holidays.
- Participated in the Colts annual Hometown Huddle event which created a new fitness room at the Kaleidoscope Youth Center.
- Participated in the Colts quarterback shopping event with Shepherd Community Center as a volunteer shopper.
- Assisted in the annual Colts Playground Build.
- Majored in biological/health sciences at Clemson.
- A native of Fayetteville, N.C.

CAREER REGULAR SEASON STATISTICS

Year	RECEIVING							RUSHING				
	GP	GS	No.	Yards	Avg.	LG	TD	No.	Yards	Avg.	LG	TD
2014 IND	13	13	29	395	13.6	41t	8	0	0	0.0	0	0
2013 IND	1	1	1	20	20.0	20	1	0	0	0.0	0	0
2012 IND	16	16	45	521	11.6	40	3	3	5	1.7	3	0
TOTAL	30	30	75	936	12.5	41t	12	3	5	1.7	3	0

CAREER POSTSEASON STATISTICS

Year	GP	GS	No.	Yards	RECEIVING			RUSHING				
					Avg.	LG	TD	No.	Yards	Avg.	LG	TD
2014 IND	3	2	11	90	8.2	18	1	0	0	0.0	0	0
2013 IND					INJURED RESERVE							
2012 IND	1	1	4	51	12.8	22	0	0	0	0.0	0	0
TOTAL	4	3	15	141	9.4	22	1	0	0	0.0	0	0

SPECIAL TEAMS TACKLES: 5 (2014 - 3, 2012 - 2)

ADDITIONAL STATISTICS: Forced a fumble on special teams (vs. Cincinnati 10/19).

GETTING TO KNOW DWAYNE ALLEN
Favorite team and/or athlete outside of football: Steph Curry

Hobbies outside of football: Hiking and ping pong

Favorite movie: *A Beautiful Mind*
What's the one thing you couldn't live without: Christ and my faith


COLT ANDERSON
32 SAFETY
 5-10 195 MONTANA

NFL Exp: 6 (2nd Year with Colts)

Born: 10/25/85

How Acquired: UFA – 2014 (PHI)

GP/GS (Postseason): 63/6 (5/0)

CAREER TRANSACTIONS:

- Signed by the Colts as an unrestricted free agent on April 23, 2014.
- Signed by the Philadelphia Eagles from the Minnesota Vikings practice squad on November 10, 2010.
- Signed to the Minnesota practice squad on September 5, 2010.
- Waived by the Vikings on September 4, 2010.
- Signed to the Minnesota practice squad on September 6, 2009.
- Originally signed by the Vikings as an undrafted free agent on May 4, 2009.

 **SINGLE-GAME HIGHS**

Tackles: 11 vs. CIN (12/13/12)
Sacks: 0.0
FF: 1, two times (Last: vs. SD 9/15/13)
FR: 1 vs. BAL (10/5/14)
Int: 1 vs. WAS (12/23/12)
PD: 1, four times (Last: at OAK 11/3/13)

2014 (COLTS):

- In his first season with the Colts, saw action in 15 games and totaled two tackles. Led the team with 15 special teams stops while adding one fumble recovery.
- Competed in all three postseason games and notched three special teams tackles while returning one kickoff for 11 yards.
- Made his debut in a Colts uniform competing at safety and on special teams at Denver (9/7). Did not record a tackle in the contest.
- Contributed with two special teams tackles in games against Philadelphia (9/15), Cincinnati (10/19), at Pittsburgh (10/26), at Cleveland (12/7), at Dallas (12/21) and at Tennessee (12/28).
- In a Week 5 win against Baltimore (10/5), compiled one tackle in the secondary and recovered a Ravens muffed punt in the first quarter. It was his first special teams fumble recovery since he recovered a blocked field goal on Oct. 2, 2011 against San Francisco.
- Finished with one special teams tackle in the team's AFC Wild Card Playoff win against Cincinnati (1/4/15).
- Competed on special teams in an AFC Divisional Playoff victory at Denver (1/11/15), but did not record a tackle.
- In the team's AFC Championship Game loss at New England (1/18/15), notched two special teams tackles and returned one kickoff for 11 yards.



2013 (EAGLES):

- Competed in 14 games and finished with two tackles and one pass defended. Also led the team and established a career-high with 16 special teams stops.
- Finished with one tackle in a loss at Denver (9/29) and a win at Oakland (11/3).
- Participated in the team's NFC Wild Card Playoff loss against New Orleans (1/4/14), and notched three special teams tackles.

QUICK HITS

Anderson has led his team in special teams tackles over the last two years (2013-14). With Philadelphia in 2013, he compiled 16 tackles which led the Eagles. In 2014, Anderson registered 15 stops which led the Colts.

2012 (EAGLES):

- Participated in 14 games (four starts) and compiled a career-high 37 tackles (27 solo) while adding his first career interception, three passes defended and six special teams stops.
- Voted the Eagles 2012 Ed Block Courage Award recipient and was voted by his teammates as the team's special teams MVP.
- Named to the *CBSSports.com* 2012 NFL All-Pro Team as a special teamer.
- Started his first career game at safety and produced eight tackles (five solo) in a victory at Tampa Bay (12/9).
- Established a career-high with 11 tackles (eight solo) while adding one pass defended in a loss against Cincinnati (12/13).
- Finished with seven tackles (five solo) and intercepted Robert Griffin III for his first career pick in a loss against Washington (12/23). The interception led to a Philadelphia touchdown on the ensuing possession.
- Collared a team-high 10 tackles in a loss at the New York Giants (12/30).

2011 (EAGLES):

- Saw action in 12 games and totaled 12 special teams tackles and one blocked field goal recovery.
- Was voted by his teammates as the special teams MVP.
- Recovered a blocked field goal attempt by David Akers against San Francisco (10/2). The recovery led to an Eagles field goal.
- Was placed on Injured Reserve on December 5.

2010 (VIKINGS/EAGLES):

- Played in eight games (two starts) and tallied eight tackles (five solo). Tied for third on the Eagles with 12 special teams stops.
- Spent the first eight weeks of the season on the Vikings practice squad before being signed by Philadelphia on November 10.
- Finished with one tackle and five special teams stops in his first career NFL game at Washington (11/15).
- Started his first career game in a loss against Minnesota (12/28) and posted two solo stops.
- In his second start of the season, finished with a season-high four tackles (two solo).
- Competed in the team's NFC Wild Card Playoff loss against Green Bay (1/9/11), but did not record a tackle.

2009 (VIKINGS):

- Spent the entire season on the Vikings practice squad.

COLLEGE:

- Finished his career at Montana ranked fifth on the school's all-time list with 313 tackles. Also totaled eight interceptions, three fumble recoveries, three forced fumbles, 1.0 sack, 17 passes defended and 14.5 tackles for loss.
- Was named an FCS All-America selection in 2008 and earned All-America honorable mention honors from *The Sports Network* in 2007.
- Was an All-Big Sky honoree (2006-08) along with earning the Steve Carlson Award (2008), Golden Helmet Award (2007-08) and the Tony Barbour Award (2006, 2008).
- Was a senior defensive captain in 2008 who started all 16 games while leading the team in tackles (129), which tied the school's single-season mark and ranked eighth in Big Sky Conference history.
- In 2008, tallied three interceptions, two fumble recoveries, one forced fumble, 1.0 sack, 6.5 tackles for loss and six passes defended.
- As a junior in 2007, started all 12 games while ranking first on the team in interceptions (four) and passes defended (nine). Also ranked fourth in tackles (85).
- Started 14 games as a sophomore in 2006 and finished the season ranked fourth on the team with 92 tackles. Also added one interception, one forced fumble, two passes defended and one tackle for loss.
- Played in five games and finished with seven tackles as a freshman in 2005.

PERSONAL:

- Attended Butte (Mont.) High School and was an offensive and defensive MVP as a senior.
- Finished his prep career with 310 tackles and nine interceptions. As a running back, totaled 850 rushing yards and 12 touchdowns.
- Participates in the Whitefish Winter Classic, an annual event held in Whitefish, Mont. that raises money for families in Northwest Montana with children facing hospitalization and the various expenses surrounding it.
- Was a participant in the 2014 Colts playground build.
- Earned a degree in business information systems, while also earning a teaching certificate in secondary education.
- Anderson and his wife, Keelie, have two sons, Cage and Krew.
- A native of Butte, Mont.

CAREER REGULAR SEASON STATISTICS

Year	GP	GS	Solo	Asst.	Total	Sacks	PD	FF	FR	INT	Yds	Avg.	LG	TD
2014 IND	15	0	1	1	2	0.0	0	0	0	0	0	0.0	0	0
2013 PHI	14	0	1	1	2	0.0	1	0	0	0	0	0.0	0	0
2012 PHI	14	4	27	10	37	0.0	3	0	0	1	4	4.0	4	0
2011 PHI	12	0	0	0	0	0.0	0	0	0	0	0	0.0	0	0
2010 PHI	8	2	5	3	8	0.0	0	0	0	0	0	0.0	0	0
2009 MIN	PRACTICE SQUAD													
TOTAL	63	6	34	15	49	0.0	4	0	0	1	4	4.0	4	0

CAREER POSTSEASON STATISTICS

Year	GP	GS	Solo	Asst.	Total	Sacks	PD	FF	FR	INT	Yds	Avg.	LG	TD
2014 IND	3	0	0	0	0	0.0	0	0	0	0	0	0.0	0	0
2013 PHI	1	0	0	0	0	0.0	0	0	0	0	0	0.0	0	0
2010 PHI	1	0	0	0	0	0.0	0	0	0	0	0	0.0	0	0
TOTAL	5	0	0	0	0	0.0	0	0	0	0	0	0.0	0	0

CAREER POSTSEASON RETURN STATISTICS

Year	GP	GS	PR	FC	Yards	Avg.	LG	TD	KR	Yards	Avg.	LG	TD
2014 IND	3	0	0	0	0	0.0	0	0	1	11	11.0	11	0
TOTAL	3	0	0	0	0	0.0	0	0	1	11	11.0	11	0

SPECIAL TEAMS TACKLES: 61 (2014 - 15, 2013 - 16, 2012 - 6, 2011 - 12, 2010 - 12)

POSTSEASON SPECIAL TEAMS TACKLES: 3 (2014 - 3)

ADDITIONAL STATISTICS: Recovered a blocked field goal (vs. San Francisco 10/2/11). Recovered a fumble after a muffed punt (vs. Baltimore 10/5/14).

GETTING TO KNOW COLT ANDERSON

Favorite team and/or athlete outside of football: Evel Knievel

Favorite music: Anything country

Hobbies outside of football: Art

Favorite food: Anything my mom cooks

Favorite vacation spot: Seeley Lake, Mont.

Favorite movie: *The Goonies*

What's the one thing you couldn't live without: My family



DAVID ARKIN

65 GUARD

6-5 310 MISSOURI STATE

NFL Exp: 4 (1st Year with Colts)

Born: 10/7/87

How Acquired: FA – 2014

GP/GS (Postseason): 1/0 (3/0)

CAREER TRANSACTIONS:

- Signed to the Colts active roster on December 31, 2014.
- Signed to the Colts practice squad on September 16, 2014.
- Signed to the Seattle Seahawks practice squad September 3, 2014 and was waived five days later.
- Waived by the Miami Dolphins on August 30, 2014.
- Signed by the Dolphins to the active roster from the Dallas Cowboys practice squad on November 5, 2013.
- Waived by the Cowboys on October 26, 2013 and was signed to the team's practice squad three days later.
- Originally selected by the Cowboys in the fourth round (110th overall) of the 2011 NFL Draft.

2014 (COLTS):

- Spent the majority of the season on the Colts practice squad before being elevated to the active roster on December 31.
- Reported in tackle-eligible situations during the team's AFC Wild Card Playoff victory against Cincinnati (1/4/15).
- Competed on special teams and entered the game in tackle-eligible situations during the team's AFC Divisional Playoff win at Denver (1/11/15).
- Saw action on special teams during Indianapolis' AFC Championship Game loss at New England (1/18/15).

2013 (DOLPHINS/COWBOYS):

- Played in one game and was inactive for seven contests with Miami.
- Opened the season with Dallas and was listed as active for one game and inactive for six contests.
- Made his NFL debut vs. Carolina (11/24).

2012 (COWBOYS):

- Was listed as inactive for all 16 games with Dallas.

2011 (COWBOYS):

- As a rookie, was listed as inactive for all 16 games with the Cowboys.

COLLEGE:

- Was a four-year starter at Missouri State from 2007-2010.
- Earned All-Missouri Valley Football Conference honors four straight years, the third Missouri State player to ever achieve that distinction.
- Started all 11 games at left tackle as a senior in 2010 after moving to the position from right guard for the last two games of the 2009 season.
- Named to the MVFC All-Academic squad in 2009 and started all 11 games.
- Started all 11 games at right guard as a redshirt freshman and sophomore and earned second-team MVFC All-Academic accolades for both years.
- Redshirted as a true freshman in 2006.

PERSONAL:

- Attended Kapaun Mt. Carmel High School in Wichita, Kan. where he was an all-state performer as a senior.
- Selected to the 2006 Kansas Shrine Bowl All-Star Game.
- Also competed on the defensive line for his high school squad.
- Volunteered to pack meals at the Million Meal Marathon event working with Kids Against Hunger.

ADMINISTRATION

COACHING
STAFFFOOTBALL
OPERATIONSBUSINESS
OPERATIONS

PLAYERS

2014 SEASON
IN REVIEWCOLTS
HISTORY

RECORDS

COLTS IN THE
COMMUNITY

- Majored in construction management with minors in real estate and finance.
- A native of Wichita, Kan.

CAREER GP/GS (POSTSEASON):

2014 IND: 0/0 (3/0)
 2013 MIA/DAL: 1/0
 2012 DAL: 0/0
 2011 DAL: 0/0

TOTAL: 1/0 (3/0)

GETTING TO KNOW DAVID ARKIN

Favorite team and/or athlete outside of football: Micky Ward

Favorite musician and/or song: Sublime

Hobbies outside of football: Reddit

What is something interesting about you that most people may not know: Pro wrestling fan

Favorite food: Red meat

Favorite vacation spot: South Florida

If you could have lunch with three people, living or dead, who would they be: "Stone Cold" Steve Austin, Dwight D. Eisenhower and Scarlett Johansson

Favorite movie: *The Departed*

What's the one thing you couldn't live without: Internet connection



VICK BALLARD

26 RUNNING BACK

5-10 224 MISSISSIPPI STATE

NFL Exp: 4 (4th Year with Colts)

Born: 7/16/90

How Acquired: D5 – 2012 (170th overall) **GP/GS (Postseason):** 17/13 (1/1)

CAREER TRANSACTIONS:

- Selected by the Colts in the fifth round (170th overall) of the 2012 NFL Draft.

PRO CAREER:

- Started the final 12 games of his rookie season, leading the Colts with 211 carries for 814 rushing yards.
- His 19-yard touchdown reception in overtime at Tennessee (10/28/12) gave the Colts their first road win of the season. The touchdown was also the first of his NFL career.
- Had his first career 100-yard rushing game (105 yards) at Houston (12/16/12).
- Ranked second in the AFC and fifth in the NFL among rookies in rushing yards (814) in 2012.

2014 (COLTS):

- Was placed on Injured Reserve on August 26.

2013 (COLTS):

- Started at running back in the regular season opener against Oakland (9/8) and finished with 13 carries for 63 yards (4.8 avg.). Also caught one pass for a loss of five yards.
- Placed on Injured Reserve on September 13, 2013.


SINGLE-GAME HIGHS

Att:	27 vs. HOU (12/30/12)
Yards:	105 at HOU (12/16/12)
TDs:	1, two times (Last: vs. HOU 12/30/12)
LG:	26 vs. CLE (10/21/12)
Rec:	3, two times (Last: at DET 12/2/12)
Yards:	38 vs. MIA (11/4/12)
TDs:	1 at TEN (10/28/12)
LG:	19 vs. CLE (10/21/12)



2012 (COLTS):

- Played in all 16 games, starting the final 12 in his rookie season. Led the Colts with 211 carries for 814 rushing yards to go along with two touchdowns. Also added 17 catches for 152 receiving yards and a touchdown.
- Ranked second in the AFC and fifth in the NFL among rookies in rushing yards.
- Saw action in his first career NFL game against Chicago (9/9).
- Made his first career NFL start in Week 6 against the New York Jets (10/14) and contributed with eight carries for 25 yards and two receptions for 17 yards.
- Started at running back against Cleveland (10/21) and logged 84 rushing yards on 20 carries while adding one reception for 19 yards.
- Started at running back against Tennessee (10/28) and totaled 12 carries for 55 yards and contributed with the game-winning 16-yard touchdown reception in overtime to seal a 19-13 victory. Was part of a Colts rushing attack that generated a season-high 171 rushing yards.
- Recorded nine carries for 41 yards and one touchdown at Detroit (12/2). The rushing touchdown was the first of his career and his second score of the season.
- Started at running back against Tennessee (12/9) and led both teams in rushing while setting a then-season-high with 94 yards on 19 carries. Also caught one pass for 10 yards.
- Posted his first career 100-yard game and totaled 18 carries for 105 yards at Houston (12/16). It was the team's highest rushing total since Donald Brown posted 161 yards against Tennessee (12/18/11). Contributed with five carries for 60 yards on the team's second touchdown drive of the game.
- Finished the game with 27 carries for 78 yards and tallied a one-yard touchdown starting at running back against Houston (12/30).
- In his first career postseason game, started at running back at Baltimore (1/6/13) and led the team in rushing with 22 carries for 91 yards. It was the ninth-most rushing yards by a Colts running back in a single postseason game and the most since Dominic Rhodes totaled 113 yards against the Bears in Super Bowl XLI (2/4/07). Also added one catch for three yards.

QUICK HITS

Ballard's first career touchdown (16-yard reception) marked the game-winning score in a Colts overtime win at Tennessee on October 28, 2012.

COLLEGE:

- Started 23-of-25 games at Mississippi State, totaling 379 rushes for 2,157 yards (5.6 ypc.) and 29 touchdowns while adding 30 catches for 293 yards and two scores.
- Registered 2,450 all-purpose yards with an average of 98.0 yards per game.
- Prior to his arrival at MSU, performed in 23 games for Mississippi Gulf Coast College, where he racked up 2,283 yards and 34 touchdowns on 381 carries.
- His collegiate totals included 760 carries for 4,440 yards (5.8 ypc.) with 65 touchdowns and 35 receptions for 334 yards and four scores.
- His 186 points scored at Mississippi State rank fifth on the school's all-time records list while his 2,157 rushing yards rank 10th in school annals.

PERSONAL:

- Attended Pascagoula (Miss.) High School.
- Totaled 17 touchdowns while rushing for 940 yards and compiling 522 receiving yards as a senior.
- Played in the Max Emfinger All-America Game.
- Ran drills with 100-plus Special Olympics athletes at the Special Olympics Youth Football Camp.
- Working with Klipsch Music, read to youth at the St. Simon the Apostle School in Indianapolis.
- Was a volunteer for the Colts Horseshoe Helpings event.
- Assisted with the "Saving Our Youth" Celebrity Basketball Tournament at the Indiana Black Expo in 2013.
- Was a drill leader for the Change the Play Kickoff event at Riley Hospital.
- Participated in the 2012 Colts Rookie Community Blitz at Concord Neighborhood Center, helping local children with reading, crafts and fitness activities.
- As a part of the Colts Community Ticket Block program, joined 2012 rookie teammates in donating 10 tickets per game to youth organizations.
- A native of Pascagoula, Miss.

ADMINISTRATION

COACHING
STAFFFOOTBALL
OPERATIONSBUSINESS
OPERATIONS

PLAYERS

2014 SEASON
IN REVIEWCOLTS
HISTORY

RECORDS

COLTS IN THE
COMMUNITY

CAREER REGULAR SEASON STATISTICS

Year	GP	GS	No.	Yards	RUSHING			RECEIVING					
					Avg.	LG	TD	No.	Yards	Avg.	LG	TD	
2014 IND					INJURED RESERVE								
2013 IND	1	1	13	63	4.8	12	0	1	-5	-5.0	-5	0	
2012 IND	16	12	211	814	3.9	26	2	17	152	8.9	19	1	
TOTAL	17	13	224	877	3.9	26	2	18	147	8.2	19	1	

CAREER POSTSEASON STATISTICS

Year	GP	GS	No.	Yards	RUSHING			RECEIVING					
					Avg.	LG	TD	No.	Yards	Avg.	LG	TD	
2014 IND					INJURED RESERVE								
2013 IND					INJURED RESERVE								
2012 IND	1	1	22	91	4.1	24	0	1	3	3.0	3	0	
TOTAL	1	1	22	91	4.1	24	0	1	3	3.0	3	0	

GETTING TO KNOW VICK BALLARD
Hobbies outside of football: Reading and model cars

Favorite food: BBQ

Favorite vacation spot: Bed

Favorite movie: *Harlem Nights*
What's the one thing you couldn't live without: My computer


JALIL BROWN
25 CORNERBACK
 6-1 210 COLORADO

NFL Exp: 5 (3rd Year with Colts)

Born: 10/14/87

How Acquired: FA – 2014

GP/GS (Postseason): 39/2 (1/0)

CAREER TRANSACTIONS:

- Signed by the Colts as a free agent on November 27, 2014.
- Waived by the Colts on November 4, 2014.
- Signed by the Colts as a free agent on September 30, 2014.
- Waived by the Miami Dolphins on August 28, 2014.
- Acquired off waivers (Indianapolis) by the Dolphins on December 16, 2013.
- Waived by the Colts on December 14, 2013.
- Signed by the Colts as a free agent on October 22, 2013.
- Waived by the Kansas City Chiefs on September 1, 2013.
- Originally selected by the Chiefs in the fourth round (118th overall) of the 2011 NFL Draft.


SINGLE-GAME HIGHS

Tackles: 5 vs. DEN (11/25/12)
Sacks: 0.0
FF: 1 at SD (11/1/12)
FR: 1 at NYJ (12/11/11)
Int: 0
PD: 1, three times (Last: at TEN 12/28/14)

2014 (COLTS):

- Saw action in five games and totaled one tackle, one pass defended and two special teams stops.
- In a Week 17 win at Tennessee (12/28) competed at cornerback and on special teams. Finished with one tackle and one pass defended and added two special teams stops.
- Was inactive for the team's AFC Wild Card Playoff win against Cincinnati (1/4/15).
- Listed as inactive for the team's AFC Divisional Playoff contest at Denver (1/11/15).



- Competed on special teams in his first career postseason contest during Indianapolis' AFC Championship Game loss at New England (1/18/15).

2013 (COLTS/DOLPHINS):

- Signed by the Colts as a free agent on October 22, 2013.
- Played in five games and recorded two solo tackles.
- Competed at cornerback and on special teams during a Week 12 loss at Arizona (11/24). Contributed with two tackles and one special teams stop.
- Claimed by the Dolphins off waivers on December 16.
- Was inactive for the last two regular season contests with Miami.

2012 (CHIEFS):

- Played in 15 games (two starts) while recording 20 solo tackles, two passes defended, five special teams tackles and a special teams forced fumble.
- Registered two special teams tackles against Oakland (10/28).
- Notched a special teams tackle and forced a fumble on a punt return at San Diego (11/1).
- Generated three solo tackles and a pass defended at Pittsburgh (11/12).
- Contributed with a career-high five solo tackles against Denver (11/25).
- Grabbed four solo tackles and one pass defended at Oakland (12/16).
- Tallied three solo tackles at Denver (12/30).

2011 (CHIEFS):

- Played in 14 contests and was inactive for two games.
- Ranked second on the team with eight special teams tackles (seven solo). Also recorded a fumble recovery on special teams and two solo tackles on defense.
- Posted his first two special teams tackles of his career against Minnesota (10/2).
- Recovered a fumble on a Chiefs kickoff return at the New York Jets (12/11).

COLLEGE:

- Appeared in 49 games (28 starts) at Colorado and recorded 167 tackles (113 solo), 24 passes defended, six interceptions, 5.0 tackles for loss, four fumble recoveries and 10 special teams tackles.
- Started 12 games as a senior in 2010, recording 46 tackles (28 solo), five passes defended, a team-leading three interceptions, 2.0 tackles for loss, two fumble recoveries and three special teams tackles.
- Was named an All-Colorado second-team selection by the state's National Football Foundation and earned All-Big 12 honorable mention honors.
- As a junior in 2009, played in 12 games (10 starts), finishing sixth on the team with 66 tackles (44 solo), while posting two fumble recoveries and two interceptions.
- Ranked second in the nation and first in the Big 12 with 15 passes defended.
- Named a First Team All-Big 12 Conference choice by *NFL Draft Report*.
- Earned All-Big 12 honorable mention accolades from The Associated Press and league coaches.
- Named All-Colorado second-team by the state's NFF chapter.
- Recipient of the coaches' Gold Group Commitment Award for excellence on and off the field and the Dick Anderson Award for his outstanding toughness for the second-straight year.
- As a sophomore in 2008, played in all 12 games (six starts), recording 52 tackles (40 solo), 3.0 tackles for loss, an interception, four passes defended and two forced fumbles on special teams.
- Recipient of the coaches' Gold Group Commitment Award and the Dick Anderson Award.
- Played in all 13 games as a redshirt freshman in 2007, recording 13 tackles (10 solo) and a forced fumble.
- Earned the Iron Buffalo Award for defensive backs, displaying dedication and performance in the weight room.

PERSONAL:

- Played free safety, running back and quarterback at South Mountain High School in Phoenix.
- Earned all-state honors his senior season and was a three-time all-metro region selection.
- Rushed for 1,910 yards and 29 touchdowns and caught 15 passes for 400 yards with three scores during his senior season.
- Passed for 1,000 yards and 12 touchdowns while filling in at quarterback as a sophomore.
- Set an Arizona state record with 412 rushing yards in a game, topping a mark previously held by Baltimore Ravens linebacker Terrell Suggs.
- Also lettered twice in basketball and track.
- His time of 10.87 seconds in the 100-meters was the fastest in Arizona entering the state championships.
- Graduated with dual degrees in Business Management and Sociology.

CAREER REGULAR SEASON STATISTICS

Year	GP	GS	Solo	Asst.	Total	Sacks	PD	FF	FR	INT	Yds	Avg.	LG	TD
2014 IND	5	0	1	0	1	0.0	1	0	0	0	0	0.0	0	0
2013 IND	5	0	2	0	2	0.0	0	0	0	0	0	0.0	0	0
2012 KC	15	2	20	0	20	0.0	2	1	0	0	0	0.0	0	0
2011 KC	14	0	2	0	2	0.0	0	0	1	0	0	0.0	0	0
TOTAL	39	2	25	0	25	0.0	3	1	1	0	0	0.0	0	0

CAREER POSTSEASON STATISTICS

Year	GP	GS	Solo	Asst.	Total	Sacks	PD	FF	FR	INT	Yds	Avg.	LG	TD
2014 IND	1	0	0	0	0	0.0	0	0	0	0	0	0.0	0	0
TOTAL	1	0	0	0	0	0.0	0	0	0	0	0	0.0	0	0

SPECIAL TEAMS TACKLES: 17 (2014 - 2, 2013 - 2, 2012 - 5, 2011 - 8)

GETTING TO KNOW JALIL BROWN
Favorite team and/or athlete: Aeneas Williams

Favorite musician and/or song: Kirk Franklin

Hobbies outside of football: Camping and outdoor activities

What is something interesting about you that most people may not know: Homeschooled in elementary and middle school

Favorite food: Enchiladas

Favorite vacation spot: Northern Arizona

If you could have lunch with three people, living or dead, who would they be: God, Michael Jordan and Dr. Martin Luther King, Jr.

Favorite movie: *All About the Benjamins*
What's the one thing you couldn't live without: Mom's cooking

VINCENT BROWN
14

WIDE RECEIVER

5-11 195 SAN DIEGO STATE

NFL Exp: 5 (1st Year with Colts)

Born: 1/25/89

How Acquired: UFA - 2015 (OAK)

GP/GS (Postseason): 37/16 (2/0)

CAREER TRANSACTIONS:

- Signed by the Colts as an unrestricted free agent on March 31, 2015.
- Signed by the Oakland Raiders as a free agent on September 16, 2014.
- Released by the San Diego Chargers on September 6, 2014.
- Selected by the Chargers in the third round (82nd overall) of the 2011 NFL Draft.


SINGLE-GAME HIGHS

Rec:	7, two times (Last: at OAK 10/6/13)
Yards:	117 at OAK (10/6/13)
TDs:	1, three times (Last: vs. HOU 9/9/13)
LG:	51 at OAK (10/6/13)
Rush:	0
Yards:	0
TDs:	0
LG:	0

2014 (RAIDERS):

- Played in seven games and finished the season with 12 receptions for 118 yards, good for a 9.8 yards per catch average.
- Caught his first pass as a Raider against Miami (9/28) and finished the game with three catches for 22 yards.
- Set a season-high with 30 receiving yards on two receptions in a 24-20 win against Kansas City (11/20) in Week 12.



- Recorded one reception for 20 yards vs. San Francisco (12/7). The 20-yard reception was his longest of the year.

2013 (CHARGERS):

- Played in all 16 games (12 starts) and recorded 41 catches for 472 yards and a touchdown.
- Tallied two catches for 13 yards and a touchdown against Houston (9/9) in the regular season opener.
- Tallied a season-high seven catches while totaling 41 yards in a win against Dallas (9/29).
- Recorded his first career 100-yard game at Oakland (10/6) when he led the team with 117 yards on seven catches. Caught a season-long 51-yard pass in the contest. Also combined with Keenan Allen (115 yards) to give the Chargers two 100-yard receivers in the same game for the first time since 2000.
- Tallied three catches for the second consecutive week in a road win at Denver (12/12). Totaled 54 yards and had a 32-yard reception on a third down to put quarterback Philip Rivers over 4,000 yards passing on the season.
- Played in San Diego's two playoff contests but did not record a catch.

2012 (CHARGERS):

- Was placed on Injured Reserve/Designated for Return on September 5, but did not play the entire 2012 season.

2011 (CHARGERS):

- Played in 14 games (four starts) as a rookie and recorded 19 catches for 329 yards and two touchdowns.
- Recorded his first career NFL catch in a win against Miami (10/2). The catch came on a third down and helped sustain a drive that would eventually lead to a field goal. Later in the game, he caught a 20-yard pass on a 3rd-and-15 to help keep alive a San Diego touchdown drive in the third quarter.
- Recorded first career start against the defending Super Bowl champion Green Bay Packers (11/6). Tallied four catches for 79 yards.
- Recorded his first career touchdown catch against Oakland (11/10) after hauling in a 30-yard pass for the score. Finished the game with five catches for 95 yards.
- His 22-yard touchdown catch at Jacksonville (12/5) gave the Chargers a 17-14 lead and helped them get a road win on Monday Night Football.

COLLEGE:

- Finished with 3,957 all-purpose yards in four seasons (2007-2010) at San Diego State University.
- His 23 career receiving touchdowns rank fifth all-time.
- Tied school record with 13 career 100-yard games.
- Received First Team All-Mountain West Conference honors as a senior in 2010 after recording the school's fourth-best receiving season with 1,342 yards. Became the school's first 1,000-yard receiver since 2012 and the 12th all-time in school history.
- Helped lead the Aztecs to their first bowl win since 1969 with a 35-14 victory against Navy in the Poinsettia Bowl in his senior season.
- As a senior, led the MWC and ranked No. 6 in the nation with 104.0 receiving yards per game average. Also led the MWC with a 5.3 catches per game average.
- His 90-yard touchdown catch against Utah in 2010 was the third-longest in school history.
- Received Second Team All-Mountain West Conference honors as a junior in 2009 after catching 45 passes for 778 yards and six touchdowns.
- Led the team in receptions (64) and receiving yards (631) as a sophomore in 2008.

PERSONAL:

- Attended Rancho Cucamonga (Calif.) High School where he was a two-time All-Baseline League selection.
- Recorded 42 catches for 530 yards and six touchdowns as a senior en route to earning his team's offensive MVP award.
- Also returned kicks and ran track in high school.
- Was rated as the No. 18 receiver prospect in the state of California by *Scout.com*.
- Graduate with degree in philosophy from San Diego State.
- A native of Upland, Calif.

CAREER REGULAR SEASON STATISTICS

Year	GP	GS	No.	Yards	RECEIVING				RUSHING			
					Avg.	LG	TD	No.	Yards	Avg.	LG	TD
2014 OAK	7	0	12	118	9.8	20	0	0	0	0.0	0	0
2013 SD	16	12	41	472	11.5	51	1	0	0	0.0	0	0
2012 SD	INJURED RESERVE											
2011 SD	14	4	19	329	17.3	31	2	0	0	0.0	0	0
TOTAL	37	16	72	919	12.8	51	3	0	0	0.0	0	0

CAREER POSTSEASON STATISTICS

Year	GP	GS	No.	Yards	RECEIVING			RUSHING				
					Avg.	LG	TD	No.	Yards	Avg.	LG	TD
2013 SD	2	0	0	0	0.0	0	0	0	0	0.0	0	0
TOTAL	2	0	0	0	0.0	0	0	0	0	0.0	0	0

GETTING TO KNOW VINCENT BROWN

Favorite team and/or athlete: Kevin Durant

Favorite musician and/or song: Maxwell – “Fortunate”

Hobbies outside of football: Music and bowling

What is something interesting about you that most people may not know: I play drums

Favorite food: Mom’s catfish

If you could have lunch with three people, living or dead, who would they be: Richard Pryor, Eddie Murphy and Kevin Hart

Favorite movie: *Any Given Sunday*



DARIUS BUTLER
20 CORNERBACK
 5-10 188 CONNECTICUT

NFL Exp: 7 (4th Year with Colts)

Born: 3/18/86

How Acquired: FA – 2012

GP/GS (Postseason): 83/29 (8/2)

CAREER TRANSACTIONS:

- Signed by the Colts as a free agent on September 25, 2012.
- Waived by the Carolina Panthers on August 31, 2012.
- Claimed off waivers by the Panthers on September 8, 2011.
- Waived by the New England Patriots on September 7, 2011.
- Originally selected by the Patriots in the second round (41st overall) of the 2009 NFL Draft.


SINGLE-GAME HIGHS

Tackles: 8, four times (Last: vs. JAX 12/29/13)

Sacks: 0.0

FF: 1, three times (Last: at DAL 12/21/14)

FR: 1, four times (Last: at JAX 9/21/14)

Int: 2, two times (Last: vs. HOU 12/15/13)

PD: 3, two times (Last vs. HOU 12/15/13)

2014 (COLTS):

- Completed in 14 games (four starts) and recorded 47 tackles (41 solo), eight passes defended, two forced fumbles and one fumble recovery. In three postseason games, contributed with five tackles (four solo), one forced fumble and one pass defended.
- Made his first start of the season at cornerback in a Week 2 meeting against Philadelphia (9/15). Finished the game with five solo tackles and two passes defended.
- In a Week 3 victory at Jacksonville (9/21), compiled two tackles while adding one fumble recovery in the second quarter. The recovery led to Indianapolis’ third touchdown of the game and a 30-0 lead at halftime.
- In a Week 8 loss at Pittsburgh (10/26), compiled a season-high seven tackles (five solo) and one forced fumble



in the third quarter, which was recovered by safety Mike Adams. The Colts tallied a touchdown on the following drive.

- Registered three tackles and one pass defended in a Week 9 victory at the New York Giants (11/3). Was part of a defense that held the Giants to 89 rushing yards.
- In a Week 13 victory against Washington (11/30), finished with six solo tackles and one pass defended.
- Finished with five tackles and one pass defended starting at right cornerback in a Week 14 win at Cleveland (12/7). Was part of a secondary that held the Browns to 137 net passing yards.
- Tallied three solo tackles and forced a fumble in the fourth quarter of a Week 16 loss at Dallas (12/21). The fumble was recovered by teammate D'Qwell Jackson. The turnover stalled a potential Dallas scoring drive and gave Indianapolis the ball at their own 15-yard line.
- Competed at cornerback during the team's AFC Wild Card Playoff victory against Cincinnati (1/4/15) and totaled two tackles.
- In the team's AFC Divisional Playoff win at Denver (1/11/15), compiled two tackles, one tackle for loss and one pass defended.
- Started at free safety in the team's AFC Championship Game loss at New England (1/18/15) and finished with one tackle.

QUICK HITS

Since arriving to Indianapolis in 2012, Butler is tied for the team lead in interceptions with Vontae Davis (eight). He has also returned three interceptions for touchdowns during that time, which ranks tied for fourth in the NFL.

2013 (COLTS):

- Played in 16 games (seven starts) and recorded 52 tackles (43 solo), four interceptions (one returned for a touchdown), one fumble recovery and 15 passes defended. Also contributed with five special teams tackles.
- Saw action in the secondary and on special teams during the team's Week 2 loss against Miami (9/15). Finished the game with one tackle, one pass defended, one special teams stop and contributed with his first career punt return of nine yards.
- In a Week 4 victory against Jacksonville (9/29), intercepted a Blaine Gabbert pass and returned it 41 yards for a touchdown to give the Colts a 10-3 lead in the second quarter. It was the fourth interception return for a touchdown in his career. For the second consecutive year, he returned an interception for a touchdown against the Jaguars in Jacksonville. Also contributed with four solo tackles and two special teams stops.
- In a Week 5 victory against Seattle (10/6), made his first start of the season at cornerback and intercepted a Russell Wilson pass on Seattle's final drive of the game to help seal the win. The interception was the ninth of his career and his second in as many games. Also contributed with two tackles and two passes defended.
- Contributed with five tackles and three passes defended in a Week 7 victory against Denver (10/20). Was part of a secondary that held the Broncos and quarterback Peyton Manning to 2013 single-game first half lows in net yards (134) and net passing yards (101).
- Compiled two tackles and one pass defended in the team's Week 11 victory at Tennessee (11/14). Made two crucial plays in the fourth quarter on Tennessee's second to last drive of the game. On second down, dove to deflect a pass, which prevented a first down. On the next play tracked down Titans wide receiver Kendall Wright following an 11-yard reception and stopped him short of a first down to force a punt.
- Started his first game of the season at left cornerback in the team's Week 13 win against Tennessee (12/1). Led the secondary and tied a career-high with eight tackles (six solo) while adding one pass defended. Also contributed with one special teams tackle.
- Finished with one tackle, two interceptions and tied a career-high with three passes defended, starting at cornerback in a Week 15 victory against Houston (12/15). Intercepted his third pass of the season in the second quarter, which led to a Colts field goal and a 10-3 lead. His second interception of the game also came in the second quarter, marking his second career multiple-interception contest (11/18/12 at Jacksonville).
- Led the secondary and tied a career-high with eight tackles (six solo) while contributing with two passes defended and one fumble recovery starting at left cornerback in a Week 17 win against Jacksonville (12/29). The fumble recovery was his first of the season and the third of his career. It also led to a Colts touchdown on the ensuing offensive possession.
- Tallied five tackles (four solo) and one pass defended during the team's AFC Wild Card Playoff win against Kansas City (1/4/14).
- Started his first career postseason contest during the team's AFC Divisional Playoff loss at New England (1/11/14). Compiled four tackles (three solo) and one pass defended.

2012 (COLTS):

- Signed by the Colts as a free agent on September 25 and totaled 30 tackles (23 solo), seven passes defended, four interceptions, including two returned for touchdowns, one forced fumble and one fumble recovery in 11 games played (four starts). Added five special teams stops.

ADMINISTRATION

COACHING
STAFFFOOTBALL
OPERATIONSBUSINESS
OPERATIONS

PLAYERS

2014 SEASON
IN REVIEWCOLTS
HISTORY

RECORDS

COLTS IN THE
COMMUNITY

- Saw significant time in the secondary during a Week 9 contest against Miami (11/4) and totaled two tackles and one pass defended. Also added two special teams stops.
- Made his first start as a member of the Colts at Jacksonville (11/8) and contributed with four tackles, two interceptions and one fumble recovery. On his first interception in the third quarter, he returned the pick 11 yards for a touchdown. The interceptions were the fourth and fifth of his career and his first since 2009. It was the first two-interception, pick-six performance for a member of the Colts since December 7, 2008 and the first three takeaway game since 1986. Was named AFC Defensive Player of the Week for his performance.
- Started at right cornerback at New England (11/18) and contributed with six tackles (four solo) and one forced fumble.
- Notched an interception, two tackles and one pass defended against Tennessee (12/9). The interception led to an Adam Vinatieri 40-yard field goal and gave the Colts a 27-23 lead.
- Intercepted a Brady Quinn pass on the Chiefs first offensive possession of the game and returned it 32 yards for a touchdown and a Colts 7-0 lead at Kansas City (12/23). The pick was the team's fourth interception return for a touchdown, the fourth pick of the season for Butler and his second interception return for a touchdown. Butler's four interceptions set a new career-high (previous best was three in 2009). The team's four interception returns for a touchdown also tied a franchise best (1959, '65, '68, '75 and '96).
- Saw action in the team's AFC Wild Card Playoff loss at Baltimore (1/6/13) and totaled four solo tackles.

2011 (PANTHERS):

- Played in 13 games with six starts after being claimed off waivers from New England in September.
- Registered 29 tackles (26 solo) and seven passes defended, while adding two special teams tackles.

2010 (PATRIOTS):

- Played in 15 games with three starts, recording 28 tackles (26 solo) and six passes defended.
- Also saw action in one postseason contest against the New York Jets (1/16/11), where he made one solo tackle.

2009 (PATRIOTS):

- Played in 14 games with five starts.
- Posted 33 tackles (29 solo), three interceptions, including one returned for a touchdown, and eight passes defended.
- Returned five kickoffs for 104 yards.
- Intercepted his first career pass when he picked off Kerry Collins in his first NFL start against Tennessee (10/18).
- At Houston (1/3/10), picked off a pass from quarterback Matt Schaub and returned it 91 yards for a touchdown. It was the fourth-longest interception return in New England Patriots history.
- Completed in the team's AFC Wild Card Playoff contest against Baltimore (1/10/10).

COLLEGE:

- Started all 45 games he played in at Connecticut.
- Tallied 180 tackles, three forced fumbles, 10 interceptions, including two returned for touchdowns, and 26 passes defended.
- Averaged 25.6 yards on 35 kickoff returns with one touchdown.
- Earned First Team All-Big East Conference honors as a senior in 2008.
- Started 10 games and collected 40 tackles and four passes defended.
- Returned 20 kickoffs for 471 yards.
- Saw action on offense at wide receiver, scoring one receiving touchdown and one rushing touchdown.
- Started 13 games as a junior in 2007.
- Produced 54 tackles, two forced fumbles, two interceptions and seven passes defended.
- Tied for the team lead with four interceptions as a sophomore in 2006.
- As a freshman in 2005, ranked first on the team with four interceptions and eight passes defended.
- Returned an interception 86 yards for a touchdown and a kickoff 90 yards for a score to become the first Husky to have a defensive and special teams touchdown in the same season.
- Redshirted as a true freshman in 2004.

PERSONAL:

- Attended Coral Springs (Fla.) Charter School.
- Takes part in the Colts Community Ticket Block program and donated gameday experience packages as part of the Darius Butler Foundation.
- Hosted a gameday experience for the Darius Butler Foundation, which included a meet and greet on the field.
- Majored in sociology at Connecticut.
- A native of Tamarac, Fla.



CAREER REGULAR SEASON STATISTICS

Year	GP	GS	Solo	Asst.	Total	Sacks	PD	FF	FR	INT	Yds	Avg.	LG	TD
2014 IND	14	4	41	6	47	0.0	8	2	1	0	0	0.0	0	0
2013 IND	16	7	43	9	52	0.0	15	0	1	4	79	19.8	41t	1
2012 IND	11	4	23	7	30	0.0	7	1	1	4	101	25.3	51	2
2011 CAR	13	6	26	3	29	0.0	7	0	0	0	0	0.0	0	0
2010 NE	15	3	26	2	28	0.0	6	0	1	0	0	0.0	0	0
2009 NE	14	5	29	4	33	0.0	8	0	0	3	91	30.3	91t	1
TOTAL	83	29	188	31	219	0.0	51	3	4	11	271	24.6	91t	4

CAREER REGULAR SEASON RETURN STATISTICS

Year	GP	GS	PR	FC	Yards	Avg.	LG	TD	KR	Yards	Avg.	LG	TD
2013 IND	2	0	1	0	9	9.0	9	0	0	0	0.0	0	0
2009 NE	14	5	0	0	0	0.0	0	0	5	104	20.8	26	0
TOTAL	16	5	1	0	9	9.0	9	0	5	104	20.8	26	0

CAREER POSTSEASON STATISTICS

Year	GP	GS	Solo	Asst.	Total	Sacks	PD	FF	FR	INT	Yds	Avg.	LG	TD
2014 IND	3	1	4	1	5	0.0	1	1	0	0	0	0.0	0	0
2013 IND	2	1	7	2	9	0.0	2	0	0	0	0	0.0	0	0
2012 IND	1	0	4	0	4	0.0	0	0	0	0	0	0.0	0	0
2010 NE	1	0	1	0	1	0.0	0	0	0	0	0	0.0	0	0
2009 NE	1	0	1	0	1	0.0	0	0	0	0	0	0.0	0	0
TOTAL	8	2	17	3	20	0.0	3	1	0	0	0	0.0	0	0

SPECIAL TEAMS TACKLES: 12 (2013 - 5, 2012 - 5, 2011 - 2)

GETTING TO KNOW DARIUS BUTLER

Favorite team and/or athlete outside of football: Miami Heat and LeBron James

Hobbies outside of football: Playing basketball and playing cards

What is something interesting about you that most people may not know: I speak four languages fluently

Favorite food: Lasagna

Favorite vacation spot: Jamaica

If you could have lunch with three people, living or dead, who would they be: Barack Obama, Muhammad Ali and Bill Gates

Favorite movie: *Blow*

What's the one thing you couldn't live without: My kids





DEVERON CARR

38 CORNERBACK

5-11 194 ARIZONA STATE

NFL Exp: 2 (1st Year with Colts)

Born: 8/10/90

How Acquired: FA – 2015

GP/GS (Postseason): 9/0 (0/0)

CAREER TRANSACTIONS:

- Signed by the Colts as a free agent on March 23, 2015.
- Waived by the Tampa Bay Buccaneers on August 26, 2014.
- Signed to the Buccaneers active roster on September 14, 2013.
- Signed to Tampa Bay's practice squad on September 1, 2013.
- Released by the Buccaneers on August 31, 2013.
- Signed as an undrafted free agent by Tampa Bay on April 29, 2013.


SINGLE-GAME HIGHS

Tackles:	0
Sacks:	0
FF:	0
FR:	0
Int:	0
PD:	0

2014:

- Was with Tampa Bay throughout training camp before being waived on August 26, 2014.

2013 (BUCCANEERS):

- Saw action in nine games as a rookie, primarily on special teams, but did not record a tackle.
- Spent the first week of the season on the practice squad and was inactive for six other contests.
- Completed in his first NFL contest against New Orleans (9/15).

COLLEGE:

- Appeared in 42 games at Arizona State (34 starts) from 2008-2012, starting every game his final two seasons as a Sun Devil.
- Finished his career with 86 tackles, 26 passes defended, three fumble recoveries, 2.5 tackles for loss and two interceptions.
- Earned All-Pac-12 honorable mention honors as a senior in 2012 after recording 23 tackles, eight passes defended, two fumble recoveries and one interception.
- Part of a secondary his senior year that ranked third nationally in pass defense (167.9 yards per game) and 10th in pass efficiency defense (105.45). Both led the Pac-12.
- Started 13 games as a junior and set single-season career highs in tackles (45) and passes defended (10). His 10 passes defense led the team.
- Earned the Hard Hat award in 2010 for his work in ASU's offseason strength and conditioning program.
- Recorded his first career interception against Northern Arizona on September 11, 2010.
- Redshirted his initial collegiate season in 2008.

PERSONAL:

- Attended Chaparral High School in Scottsdale, Ariz.
- Earned first-team all-state and all-west region honors as a senior.
- Was a two-way player in high school, was ranked the No. 5 running back in Arizona by *SuperPrep* and the No. 5 defensive back by *Rivals.com*.
- Was active in the community as part of the 2013 Buccaneers Rookie Club.
- Graduated with a degree in interdisciplinary studies.



CAREER REGULAR SEASON STATISTICS

Year	GP	GS	Solo	Asst.	Total	Sacks	PD	FF	FR	INT	Yds	Avg.	LG	TD
2013 TB	9	0	0	0	0	0.0	0	0	0	0	0	0.0	0	0
TOTAL	9	0	0	0	0	0.0	0	0	0	0	0	0.0	0	0

GETTING TO KNOW DEVERON CARR

Favorite musician and/or song: Judge Da Boss – “Can’t Trust”

Hobbies outside of football: Spending time with my family, looking at classic cars and helping children

What is something interesting about you that most people may not know: I love to sing and go to church

Favorite food: Spanish food

If you could have lunch with three people, living or dead, who would they be: My grandma, grandpa and Warren Buffett

Favorite movie: *Love & Basketball*

What's the one thing you couldn't live without: My fiancée



CHANCE CASEY

6

CORNERBACK

5-11 192 BAYLOR

NFL Exp: 1 (1st year with Colts)

How Acquired: FA-2015

Born: 3/11/91

GP/GS (Postseason): 4/1 (0/0)

CAREER TRANSACTIONS:

- Signed by the Colts as a free agent on May 26, 2015.
- Waived by the Oakland Raiders on May 11, 2015.
- Signed by the Raiders from the San Francisco 49ers practice squad on December 16, 2014.
- Signed to the San Francisco practice squad on November 4, 2014.
- Released from the 49ers practice squad on September 15, 2014.
- Signed to the San Francisco practice squad on September 1, 2014.
- Released by Oakland on August 30, 2014.
- Elevated to the Raiders active roster on December 7, 2013.
- Signed to Oakland's practice squad on September 2, 2013.
- Released by the Raiders on August 31, 2013.
- Signed as an undrafted free agent by Oakland on May 13, 2013.

2014 (49ERS/RAIDERS):

- Started the season on the San Francisco practice squad before being signed to the Raiders active roster on December 16.
- Played in two games with one start for Oakland and tallied five tackles (four solo) and one pass defended.
- Had two special teams tackles in a Week 16 win against Buffalo (12/21).
- Made his first career NFL start at Denver (12/28) in Week 17 and notched five stops (four solo) and one pass defended.

2013 (RAIDERS):

- Saw action in two games as a rookie but did not record a tackle.
- Made his NFL debut at the New York Jets (12/8) seeing action on special teams.
- Participated on special teams against Denver (12/29).

COLLEGE:

- Was a four-year starter at Baylor, playing in 43 games with 33 starts (27 at cornerback and six at safety).
- Tallied 212 career tackles, 21 passes defended and three interceptions.
- Played in the 2013 Casino Del Sol College All-Star game following his senior season and had an interception in the game.



- Was a member of a senior class at Baylor that played in three straight bowl games for first time in school history, winning back-to-back bowl games for the first time since 1985-86.
- Started 11-of-13 games as a senior, totaling 80 tackles (61 solo), five passes defended, 1.5 tackles for loss and one forced fumble.
- Finished his career with nine tackles, one tackle for loss, one forced fumble and one pass defended in a Holiday Bowl win over No. 17 UCLA.
- Played in eight games with seven starts as a junior. Totaled 48 tackles (40 solo), six passes defended and one forced fumble before missing the final five games due to injury.
- As a sophomore, played in 10 games with nine starts. Racked up 48 tackles (38 solo), 2.5 tackles for loss, three passes defended and one interception.
- Played in all 12 games as a true freshman, making six starts. Was named to the All-Big 12 Freshman team by *Sporting News*, *ESPN.com* and *Rivals.com* after totaling 36 tackles (22 solo), four passes defended and a team-high two interceptions.
- Also ran track at Baylor, earning All-Big 12 honors in the 400-meter hurdles at the 2011 outdoor conference championships.

PERSONAL:

- Attended Crosby (Texas) High School.
- Was a dual-sport athlete in football and track & field.
- Amassed more than 3,000 rushing yards in his prep career.
- Earned First Team All-District 19-4A honors at running back as a senior in 2008.
- Rushed for 1,121 yards and 12 touchdowns as junior, adding 16 receptions for 282 yards and two touchdowns.
- As a sophomore, ran for 1,030 yards and 15 touchdowns.
- Was a two-time state champion in the 300-meter hurdles.
- Graduated with a degree in speech communication.
- A native of Crosby, Texas.

CAREER REGULAR SEASON STATISTICS

Year	GP	GS	Solo	Asst.	Total	Sacks	PD	FF	FR	INT	Yds	Avg.	LG	TD
2014 OAK	2	1	4	1	5	0.0	1	0	0	0	0	0.0	0	0
2013 OAK	2	0	0	0	0	0.0	0	0	0	0	0	0.0	0	0
TOTAL	4	1	4	1	5	0.0	1	0	0	0	0	0.0	0	0

SPECIAL TEAMS TACKLES: 2 (2014 - 2)**GETTING TO KNOW CHANCE CASEY**

Favorite team and/or athlete outside of football: Steph Curry

Favorite musician and/or song: John Legend

Hobbies outside of football: PlayStation, hanging out with friends and golf

What is something interesting about you that most people may not know: Huge Batman fan

Favorite food: French fries or chips

Favorite vacation spot: Panama City, Fla.

If you could have lunch with three people, living or dead, who would they be: Jesus, Marc Andreessen and Michael Jordan

Favorite movie: *Dark Knight*

What's the one thing you couldn't live without: Internet



ANTHONY CASTONZO

74 TACKLE

6-7 311 BOSTON COLLEGE

NFL Exp: 5 (5th Year with Colts)

Born: 8/9/88

How Acquired: D1 – 2011 (22nd overall) **GP/GS (Postseason):** 60/60 (6/6)

CAREER TRANSACTIONS:

- Selected by the Colts in the first round (22nd overall) of the 2011 NFL Draft.

PRO CAREER:

- Has started all 60 games he has played in during his NFL career.
- Has played and started in 56 consecutive games, dating back to his rookie season in 2011. His streak is currently the fourth-longest among active NFL tackles (D'Brickashaw Ferguson, Donald Penn and Joe Staley).
- Participated in 1,090 offensive plays in 2014, which led all NFL players.
- Assisted a Colts offense that set a franchise single-season record for net yards (6,506) and net passing yards (4,894) in 2014.
- Blocked for quarterback Andrew Luck (2012-14) who has thrown for the most passing yards (12,957) in the first three seasons of a quarterback's career in NFL history.
- Part of an offensive line that assisted the Colts in averaging 27.5 rushing attempts and 104.4 rushing yards per game in 2012, the most for the team in five seasons.
- Caught his first career pass for a one-yard touchdown on Nov. 16, 2014 against New England. He was the first Colts offensive lineman to score a touchdown dating back to 2008.

2014 (COLTS):

- Started all 16 regular season games and three postseason contests at left tackle. Was part of an offensive line that assisted the offense in setting a single-season franchise record for net yards (6,506).
- Started at left tackle in the season opener at Denver (9/7) and helped the team compile 408 net yards. Blocked for Andrew Luck to complete 35-of-53 passes for 370 yards and two touchdowns in the loss.
- Was part of an offensive line that did not allow a sack in Week 2 against Philadelphia (9/15). Helped block for a rushing attack that generated 169 net yards.
- Started at left tackle in a Week 3 win at Jacksonville (9/21) and provided time for the offense to finish with 529 net yards (385 passing, 144 rushing), which is the 10th highest total for a single game in team history. Blocked for Andrew Luck to tie a single-game career-high with four passing touchdowns.
- Was part of an offensive line that did not allow a sack in a Week 4 victory against Tennessee (9/28). Blocked for a Colts offense that netted 498 yards as Andrew Luck tied his single-game career-high with four touchdown passes.
- Started at left tackle in a Week 5 victory against Baltimore (10/5). Blocked for a Colts offense that totaled 432 net yards as the line allowed only 1.0 sack. Provided time for Andrew Luck to throw for 312 yards and one touchdown.
- Started his 50th consecutive game at left tackle and assisted a Colts offense that compiled 456 net yards in a Week 6 victory at Houston (10/9). Blocked for quarterback Andrew Luck to throw for 370 yards and three touchdowns as wide receiver T.Y. Hilton compiled 223 yards and one score.
- In a Week 7 victory against Cincinnati (10/19), started at left tackle and provided time for the Colts to record 506 net yards and 27 first downs. Assisted Andrew Luck who threw for his franchise-tying fifth consecutive 300-plus yard passing performance (344).
- Started at left tackle in a Week 9 win at the New York Giants (11/3) and assisted a Colts offense that totaled 443 net yards as Andrew Luck tied his single-game career-high with four passing touchdowns. Was part of an offensive line that allowed only 1.0 sack.
- In a Week 11 loss against New England (11/16), started at left tackle and blocked for Andrew Luck to record his eighth consecutive game with 300-plus passing yards. Caught his first career pass, which went for a one-yard touchdown in the fourth quarter. It was the first touchdown from a Colts offensive lineman dating back to Dec.

ADMINISTRATION

COACHING
STAFFFOOTBALL
OPERATIONSBUSINESS
OPERATIONS

PLAYERS

2014 SEASON
IN REVIEWCOLTS
HISTORY

RECORDS

COLTS IN THE
COMMUNITY



28, 2008 when Jamey Richard recovered a fumble for a touchdown against the Tennessee Titans.

- Started at left tackle and helped the offense total 389 yards of net offense in a Week 12 victory against Jacksonville (11/23). The team's 175 rushing yards was the highest total of the season and the most dating back to a Sept. 22, 2013 win at San Francisco (184).
- Blocked for a Colts offense that compiled 487 net yards starting at left tackle in a Week 13 win against Washington (11/30). It was the team's ninth 400-plus net yard performance, which set a franchise single-season record. Provided time for Andrew Luck to throw for 370 yards as he set a career-high with five touchdown passes.
- Started at left tackle in a Week 17 victory at Tennessee (12/28) and blocked for Andrew Luck to set a franchise single-season record in passing yards (4,761) as the Colts totaled 378 yards of net offense.
- In the team's AFC Wild Card Playoff victory against Cincinnati (1/4/15), was part of an offensive line that assisted the team in compiling 482 net yards, the third-highest total for a single postseason game in franchise history. The unit allowed only 1.0 sack and blocked for Andrew Luck to throw for 376 yards and one touchdown.
- Started at left tackle in the team's AFC Divisional Playoff win at Denver (1/11/15) and was part of an offensive line that did not allow a sack as the team compiled 364 net yards. Blocked for Andrew Luck to throw for 265 yards while adding two touchdown passes.
- In the team's AFC Championship Game loss at New England (1/18/15), started at left tackle and blocked for the Colts to total 209 yards of net offense.

2013 (COLTS):

- Started all 16 games at left tackle for the second consecutive year. Provided time for the Colts to average 341.8 net yards per game, which included a 108.9 rushing average, the team's highest mark since 2006.
- In the team's Week 3 win at San Francisco (9/22), blocked for Indianapolis' leading rusher, Ahmad Bradshaw (95 yards). Also provided time for quarterback Andrew Luck to throw for 159 yards on 17 completions.
- Blocked for a Colts rushing attack that totaled 157 net yards in a 37-3 victory at Jacksonville (9/29). It marked the fourth consecutive game the team topped the 100-yard rushing plateau. Also provided time for quarterback Andrew Luck to compile 257 passing yards on 21 completions.
- Blocked for a Colts offense that registered 317 net yards in a Week 5 victory against Seattle (10/6). Provided time for quarterback Andrew Luck to complete 16 passes for 229 yards and two touchdowns, including a 73-yard touchdown strike to wide receiver T.Y. Hilton.
- In a Week 7 victory against Denver (10/20), assisted quarterback Andrew Luck in throwing for 228 yards and three touchdowns while blocking for Luck's third quarter rushing touchdown. Also opened rushing lanes for the Colts to tally 121 yards as a team marking the sixth game of the season Indianapolis finished with 100-plus rushing yards.
- Opened rushing lanes for the Colts to record their seventh 100-plus rushing yard game (137) of the season in a win at Tennessee (11/14). Also assisted quarterback Andrew Luck in throwing for 232 yards en route to the team's 366 net yard performance.
- Blocked for a Colts offense that registered its eighth 100-yard rushing contest of the season in a 22-14 win against Tennessee (12/1). Also provided time for quarterback Andrew Luck to throw for 200 yards in the victory.
- Was part of an offensive line that did not allow a sack and blocked for quarterback Andrew Luck to throw for 326 yards and four touchdowns in a Week 14 loss at Cincinnati (12/8).
- In a Week 15 win against Houston (12/15), blocked for the Colts to register 152 rushing yards, the team's ninth 100-plus-yard rushing performance of the season. Provided time for quarterback Andrew Luck to throw for 180 yards and two touchdowns in the win.
- In a Week 16 win at Kansas City, started at left tackle and opened rushing lanes for an offense that recorded 135 yards, which was the team's 10th 100-yard rushing performance this season. Also blocked for quarterback Andrew Luck to throw for 241 yards and one touchdown.
- Started at left tackle during the team's AFC Wild Card Playoff win against Kansas City (1/4/14) and was part of an offensive line that allowed only 1.0 sack while assisting a Colts offense that recorded 536 total net yards, which set a franchise record for a postseason game and tied for the ninth-most in NFL postseason history. Also blocked for quarterback Andrew Luck who threw for 443 yards and four touchdowns, which were both the second-highest totals for a postseason game in team history.
- In the team's AFC Divisional Playoff loss at New England (1/11/14), started at left tackle and provided time for a Colts offense that totaled 386 net yards as quarterback Andrew Luck threw for 331 yards and two touchdowns in the loss.

QUICK HITS

Castonzo participated in 1,090 offensive plays in 2014, which led all NFL players. He has played and started in 56 consecutive games, dating back to his rookie season in 2011. The streak is currently the fourth-longest among active NFL tackles (D'Brickshaw Ferguson, Donald Penn and Joe Staley).



2012 (COLTS):

- Started all 16 games at left tackle.
- Blocked for quarterback Andrew Luck who set then-season highs in completions (31), attempts (55) and passing yards (362) against Green Bay (10/7).
- Blocked for a Colts rushing attack that totaled 148 yards against Cleveland (10/21).
- Paved the way for the Colts to generate a season-high 171 rushing yards en route to 457 net yards at Tennessee (10/28).
- Provided time for the Colts to total 516 net yards, including Andrew Luck's career-high 433 passing yards in a 23-20 Week 9 victory over Miami (11/4).
- Helped the Colts total 459 yards of net offense at Detroit (12/2). Provided time for quarterback Andrew Luck who threw for 391 yards and four touchdowns in the victory.
- Opened rushing lanes for running back Vick Ballard to post his first career 100-yard outing at Houston (12/16).
- Blocked for quarterback Andrew Luck to throw for 205 yards and set a new NFL single-season record for passing yards by a rookie quarterback in a playoff-clinching victory at Kansas City (12/23).
- Made a start at left tackle at Baltimore (1/6/13) in his first career playoff game. Provided time for the Colts to generate 419 net yards, including 91 rushing yards by running back Vick Ballard.

2011 (COLTS):

- In his rookie season, started all 12 games he participated in at left tackle and was inactive for another four. Was not flagged for a single holding penalty during the season.
- Made his NFL debut at Houston (9/11).
- Opened holes for running backs Joseph Addai and Delone Carter to combine for 25 carries for 110 yards (4.4 avg.) against Cleveland (9/18).
- Blocked for running back Joseph Addai to rush 17 times for 86 yards against Pittsburgh (9/25). Was part of an offensive line that allowed only 1.0 sack.
- Provided time for quarterback Dan Orlovsky to set a career-high and Colts season-high with 353 passing yards at New England (12/4).
- Opened running lanes for the Colts to set a season-high in rushing yards (205) while running back Donald Brown set a career-high with 161 yards against Tennessee (12/18).

COLLEGE:

- Set a school record with 54 career starts on the offensive line at Boston College.
- Was a team captain as a senior and allowed only 1.0 sack during the season. Helped running back Montel Harris lead the conference in rushing while Boston College running backs totaled nine 100-plus yard outings.
- Was a third-team All-America selection by The Associated Press and an All-Atlantic Coast Conference first-team pick.
- As a junior, allowed only 1.0 sack and was an All-ACC first-team selection and *SI.com* honorable mention All-America choice.
- Was a Second Team All-ACC selection and All-Sophomore first-team choice by the *College Football News* in his second year.
- Started every game as a true freshman and was an All-ACC Freshman Team pick by *Sporting News*.
- Holds a degree in biochemistry.
- Was a Rhodes Scholarship candidate, a National Football Foundation National Scholar-Athlete and a finalist for the William V. Campbell Trophy and Lowe's Senior CLASS Award.

PERSONAL:

- Attended Lake Zurich (Ill.) High School and competed at offensive tackle and defensive tackle while playing basketball and earning all-conference honors in discus.
- Was an Illinois State Athletic Scholar.
- His father, Bill, played football at Illinois and brother, Bill, Jr., played at Drake.
- Regularly supports Riley Hospital for Children through the Miracle Ride and visits to patients.
- Participated in the Colts annual playground build.
- Takes part as a Colts Community Ticket Block sponsor.
- Supports the Colts holiday shopping spree for low-income youth.
- Supports Kids' Voice of Indiana and was the host for the 2013 Golf Classic.
- Has volunteered at the Humane Society of Indianapolis.
- Was a drill leader for the Riley Hospital Change the Play Kickoff event.
- Born in Hawthorn Woods, Ill.

CAREER GP/GS (POSTSEASON):

2014 IND: 16/16 (3/3)
 2013 IND: 16/16 (2/2)
 2012 IND: 16/16 (1/1)
 2011 IND: 12/12

TOTAL: 60/60 (6/6)
GETTING TO KNOW ANTHONY CASTONZO
Favorite team and/or athlete outside of football: Chicago Bulls

Favorite music: Anything but country

Hobbies outside of football: Cooking, eating and anything with food. Also movies.

Favorite food: Mom's Sunday red gravy

Favorite movie: *The Godfather: Part II*
What's the one thing you couldn't live without: Water


JOSH CHAPMAN
99 NOSE TACKLE
 6-0 335 ALABAMA

NFL Exp: 4 (4th Year with Colts)

Born: 6/10/89

How Acquired: D5 – 2012 (136th overall) **GP/GS (Postseason):** 29/15 (5/4)

CAREER TRANSACTIONS:

- Selected by the Colts in the fifth round (136th overall) of the 2012 NFL Draft.

2014 (COLTS):

- Saw action in all 16 games (15 starts) and totaled 30 tackles (21 solo) and one forced fumble. In three postseason starts, finished with five tackles (four solo).
- Started at nose tackle in a Week 2 meeting against Philadelphia (9/15). Compiled two tackles and one tackle for loss.
- In a Week 3 victory at Jacksonville (9/21), started at nose tackle and held the Jaguars to only 33 rushing yards and two first downs in the first half. Finished with one tackle.
- In a Week 5 victory against Baltimore (10/5), saw action on the defensive line and finished with two tackles. Was part of a Colts defense that held the Ravens to 287 net yards while limiting Baltimore to 1-of-11 (nine percent) on third down conversions.
- Started at nose tackle in a Week 9 victory at the New York Giants (11/3) and compiled four tackles and one forced fumble. The forced fumble, which was recovered by New York, was the first of his career. It led to a Giants punt on the possession.
- In a Week 13 victory against Washington (11/30), started at nose tackle and totaled three tackles. Was part of a defensive line that held the Redskins to 84 net rushing yards.
- Posted three tackles starting at nose tackle in a Week 14 win at Cleveland (12/7). Helped the Colts defense limit the Browns to 248 net yards, including 137 net passing yards.
- In a Week 16 loss at Dallas (12/21), started at nose tackle and notched three tackles and one tackle for loss.
- Started at nose tackle in the team's AFC Wild Card Playoff victory against Cincinnati (1/4/15) and posted one tackle.
- Tallied one tackle starting at nose tackle in the team's AFC Divisional Playoff win at Denver (1/11/15).
- In an AFC Championship Game loss at New England (1/18/15), started at nose tackle and compiled two tackles.

2013 (COLTS):

- Participated in 13 contests and finished the season with 18 tackles (11 solo). Added six tackles and one pass defended in the postseason.


SINGLE-GAME HIGHS

Tackles: 5 vs. JAX (12/29/13)
Sacks: 0.0
FF: 1 at NYG (11/3/14)
FR: 0
Int: 0
PD: 0



- Saw his first action in a Colts uniform, participating in the regular season opener against Oakland (9/8). Contributed with one tackle in the victory.
- Saw extensive playing time at nose tackle in a Week 3 victory at San Francisco (9/22) and contributed with two tackles (one solo).
- Was part of a defensive line that held the Jaguars to 40 net rushing yards and three points in a victory at Jacksonville (9/29). Finished with three tackles (two solo) in the contest.
- In a Week 12 loss at Arizona (11/24), saw action at nose tackle and finished with three stops.
- In a Week 17 victory against Jacksonville (12/29), recorded a career-high five tackles (four solo) seeing action on the defensive line.
- Competed in his first career postseason contest during the team's AFC Wild Card Playoff victory against Kansas City (1/4/14) and compiled three solo tackles.
- Started his first career playoff contest at defensive tackle in the team's AFC Divisional Playoff loss at New England (1/11/14). Totaled three solo tackles and one pass defended.

2012 (COLTS):

- Was placed on the Reserve/Non-Football Injury List on August 27, 2012.
- Was inactive for two games after being elevated to the active roster on November 12, 2012.
- Placed on Injured Reserve on November 27, 2012.

COLLEGE:

- Produced 88 tackles (44 solo), 2.5 sacks, 13.5 tackles for loss and four passes defended during his 54-game collegiate career at Alabama.
- Part of two Crimson Tide National Championship teams in 2009 and 2011.
- Was part of a defensive unit that led the nation in rush defense (72.2 ypg.), total defense (183.6 ypg.) and scoring defense (8.2 ppg.) as a senior.
- Earned All-America honorable mention honors from *Pro Football Weekly*, adding All-Southeastern Conference second-team accolades from the league's coaches and The Associated Press in 2012.

PERSONAL:

- Attended Hoover (Ala.) High School and was rated as the 12th-best prospect in the state by *Rivals.com*.
- As a junior, produced 65 tackles and 6.0 sacks.
- Helped his school to a 13-2 record in 2006 as Hoover ranked second in the state.
- Was a drill leader at the Riley Hospital Change the Play Kickoff event.
- Served as a reader for Read Across America Week.
- Was a host and provided giveaway items for the Colts Community Fun Day.
- A native of Hoover, Ala.

CAREER REGULAR SEASON STATISTICS

Year	GP	GS	Solo	Asst.	Total	Sacks	PD	FF	FR	INT	Yds	Avg.	LG	TD
2014 IND	16	15	21	9	30	0.0	0	1	0	0	0	0.0	0	0
2013 IND	13	0	11	7	18	0.0	0	0	0	0	0	0.0	0	0
2012 IND	0	0	0	0	0	0.0	0	0	0	0	0	0.0	0	0
TOTAL	29	15	32	16	48	0.0	0	1	0	0	0	0.0	0	0

CAREER POSTSEASON STATISTICS

Year	GP	GS	Solo	Asst.	Total	Sacks	PD	FF	FR	INT	Yds	Avg.	LG	TD
2014 IND	3	3	4	1	5	0.0	0	0	0	0	0	0.0	0	0
2013 IND	2	1	6	0	6	0.0	1	0	0	0	0	0.0	0	0
TOTAL	5	4	10	1	11	0.0	1	0	0	0	0	0.0	0	0

GETTING TO KNOW JOSH CHAPMAN

Favorite musician and/or song: Frankie Beverly & Maze

Hobbies outside of football: Grilling

What is something interesting about you that most people may not know: I love the Blues.

Favorite food: Steak and ribs

Favorite vacation spot: The country

If you could have lunch with three people, living or dead, who would they be: Dr. Martin Luther King, Jr., Shaquille O'Neal and God

Favorite movie: *Harlem Nights*



GOSDER CHERILUS

78 TACKLE

6-7 316 BOSTON COLLEGE

NFL Exp: 8 (3rd Year with Colts)

Born: 6/28/84

How Acquired: UFA – 2013 (DET)

GP/GS (Postseason): 104/100 (3/3)

CAREER TRANSACTIONS:

- Signed by the Colts as an unrestricted free agent on March 13, 2013.
- Selected by the Detroit Lions in the first round (17th overall) of the 2008 NFL Draft.

2014 (COLTS):

- Started all 13 games he competed in at right tackle and was part of an offensive line that assisted the offense in setting a single-season franchise record for net yards (6,506).
- For the second consecutive season did not commit a holding penalty.
- Started the season opener at right tackle at Denver (9/7) and provided time for the Colts to generate 408 yards of net offense. Assisted Andrew Luck in completing 35 passes for 370 yards and two touchdowns.
- Provided rushing lanes for the Colts to net 169 rushing yards as running backs Trent Richardson (79) and Ahmad Bradshaw (70) each recorded 70-plus rushing yards in a Week 2 loss against Philadelphia (9/15). Was part of an offensive line that did not allow a sack of Andrew Luck.
- Started at right tackle and helped the Colts total 529 yards of net offense in a 44-17 victory against Jacksonville (9/21). Blocked for Andrew Luck to record 370 net passing yards while tying a single-game career-high with four passing touchdowns.
- In a Week 4 victory against Tennessee (9/28), was part of an offensive line that did not allow a sack. Assisted the Colts offense in totaling 498 net yards as Andrew Luck tied a single-game career-high with four touchdown passes.
- Started at right tackle in the team's Week 5 win against Baltimore (10/5) and provided time for the Colts offense to compile 432 net yards of offense. Was part of an offensive line that allowed only 1.0 sack as Andrew Luck threw for 312 yards and one touchdown.
- In a Week 6 victory at Houston (10/9) was part of an offensive line that blocked for a Colts offense to total 456 net yards as Andrew Luck threw for 370 yards and three touchdowns.
- Started at right tackle in a Week 7 win against Cincinnati (10/19) and assisted the offense in totaling 506 net yards. Provided time for Andrew Luck, who threw for his franchise-tying fifth consecutive 300-plus yard passing performance.
- Competed in his 100th career game starting at right tackle in a Week 9 victory at the New York Giants (11/3). Was part of an offensive line that helped the team register 443 net yards as Andrew Luck tied his single-game career-high with four passing touchdowns.
- Provided time for the Colts offense to total 487 net yards starting at right tackle in a Week 13 victory against Washington (11/30). It was the team's ninth 400-plus net yard performance, which set a franchise single-season record. Provided time for Andrew Luck to throw for 370 yards as he set a career-high with five touchdown passes.
- Started his 100th career game in a Week 15 win against Houston (12/14).
- Placed on Injured Reserve on December 31, 2014.

2013 (COLTS):

- Started all 16 games at right tackle in his first season with Indianapolis. Blocked for quarterback Andrew Luck to average 238.8 passing yards per game as the Colts totaled their highest rushing average (108.9) since 2006.
- Did not commit a holding penalty during the season.
- Started his first contest in a Colts uniform at right tackle in the team's season opener against Oakland (9/8). Created time for quarterback Andrew Luck to complete 78.3 percent of his passes while throwing for two touchdowns and rushing for one in the victory.
- In the team's Week 3 victory against San Francisco (9/22), opened rushing lanes for the Colts to total 184 net yards. Blocked for quarterback Andrew Luck to throw for 159 yards on 17 completions while adding one rushing touchdown.



- Was part of an offensive line that blocked for the Colts to rush for 157 net yards in a 37-3 victory at Jacksonville (9/29). It marked the fourth consecutive game the team rushed for 100-plus yards. Also provided time for quarterback Andrew Luck to throw for 257 yards and two touchdowns in the win.
- Provided time for quarterback Andrew Luck and the Colts offense to post 317 yards of net offense in a Week 5 victory against Seattle (10/6). Opened rushing lanes for Indianapolis to top 100 rushing yards as a team for the fifth consecutive week.
- Blocked for quarterback Andrew Luck to throw for 228 yards and four total touchdowns (three passing, one rushing) in a Week 7 win against Denver (10/20). Also provided rushing lanes for the Colts to total 121 rushing yards.
- In a Week 9 comeback victory at Houston (11/3), assisted Andrew Luck in throwing for 271 yards and three touchdowns, all of which to wide receiver T.Y. Hilton.
- Opened rushing lanes for the team's seventh 100-plus yard game (137) this season in a win at Tennessee (11/14). Provided time for the Colts to generate 366 yards of net offense as quarterback Andrew Luck threw for 232 yards and rushed for one touchdown.
- Was part of an offensive line that blocked for a Colts rushing attack that totaled 104 yards in a win against Tennessee (12/1), the team's eighth 100-yard rushing performance this season. Made a start at right tackle and also provided time for quarterback Andrew Luck to throw for 200 yards in the win.
- Opened rushing lanes for the Colts to total 152 yards and blocked for quarterback Andrew Luck who threw for 180 yards and two touchdowns in a Week 15 win against Houston (12/15). Was part of an offensive line which allowed only 1.0 sack.
- In a Week 16 win at Kansas City (12/22), blocked for a Colts rushing attack that totaled 135 yards, the team's 10th 100-yard performance of the season. Also provided time for quarterback Andrew Luck to throw for 241 yards and one touchdown.
- Started at right tackle during the team's AFC Wild Card Playoff win against Kansas City (1/4/14) and was part of an offensive line that assisted a Colts offense that recorded 536 total net yards, which set a franchise record for a postseason game and tied for the ninth-most in NFL postseason history. The offensive line only allowed 1.0 sack in the contest. Also blocked for quarterback Andrew Luck who threw for 443 yards and four touchdowns, which were both the second-highest totals for a postseason game in team history.
- In the team's AFC Divisional Playoff loss at New England (1/11/14), started at right tackle and provided time for the Colts offense to record 386 net yards as quarterback Andrew Luck totaled 331 passing yards and two touchdowns.

2012 (LIONS):

- Played and started in all 16 games and helped pave the way for 17 rushing touchdowns and 4,967 yards passing from quarterback Matthew Stafford.
- Part of a unit that ranked fourth in the NFL in sacks allowed per pass play.
- With the Lions starting lineup of Cherilus, LT-Jeff Backus, LG-Rob Sims, C-Dominic Raiola, and RG-Stephen Peterman in the team's season opener win against St. Louis (9/9), the offensive line became the unit that marked the first time a Lions team has started the same offensive line combination for three consecutive years since 1980-82 (LT-Karl Baldiseiler, LG-Homer Elias, C-Amos Fowler, RG-Russ Bolinger and RT-Keith Dorne). With starts by all five offensive linemen, they moved their collective total of regular season starts with the Lions to 494, the most starts by an offensive line unit with one team in the NFL.
- Part of the Lions offensive line effort in Week 3 at Tennessee (9/23) that helped Detroit's offense gain 583 yards against the Titans. Detroit set a new all-time team single-game record with 583 total yards, breaking the previous record of 582 against the New York Yanks on November 23, 1950. The offensive line opened holes and allowed the Lions to rush for 141 yards, which included 100 by running back Mikel Leshoure (first 100-yard game by a Lions player in an NFL debut since RB-Billy Sims in 1980). The Lions registered 11 first downs via the rush against Tennessee, tied for the most in a single game by Detroit since 2002.
- Was part of an offensive line that held the Eagles defense without a sack in the Lions comeback 26-23 overtime win at Philadelphia (10/14). The Lions also gained 138 yards on the ground and allowed just three tackles for loss on rushing plays for a total of four yards.
- The offensive line saw its best game of the season in Week 9 at Jacksonville (11/4), helping running backs Mikel Leshoure and Joique Bell combine for four rushing touchdowns against the Jaguars and 149 yards on the ground in a 31-14 win.
- Helped the Lions ground game to two rushing touchdowns from running backs Mikel Leshoure and Joique Bell in Week 12 against Houston on Thanksgiving Day (11/22).
- Contributed to an offensive line effort that allowed zero sacks against the Colts pass rush in Week 13 against Indianapolis (12/2).

2011 (LIONS):

- Started 15-of-16 games played at right tackle. The offense finished the season 10th in the NFL in sacks per pass play (5.1 pct.) yielding 36.0 sacks on 702 pass plays.



- The season opener at Tampa Bay (9/11) marked the first time since 1981-82 that the Lions had started the same offensive line (same personnel at same positions) in consecutive years on opening day.
- Helped anchor an offensive line that allowed the Lions to rush for 181 yards on 20 carries (9.1 avg.) and only 1.0 sack on 27 pass plays during a 24-13 win over Chicago (10/10).
- Helped pave the way for 104 yards rushing against Atlanta (10/23) against a defense that ranked sixth in the league in rushing yards per game. Maurice Morris finished with nine carries for 50 yards (5.6 avg.) and Keiland Williams finished with nine carries for 44 yards (4.9 avg.).
- Helped protect Matthew Stafford as he set a new franchise record with 63 passing attempts against Chicago (11/13).
- Started at right tackle in the team's NFC Wild Card Playoff loss against New Orleans (1/7/12).

2010 (LIONS):

- Started all 12 games he appeared in at right tackle. Anchored the right side of the offensive line and helped the unit finish fifth in the NFL in sacks allowed per pass play (4.09 pct.), giving up just 27.0 sacks on 660 pass plays.
- Part of an offensive line against Philadelphia (9/19) that helped the team gain 115 yards rushing, including 78 yards and two touchdowns from rookie running back Jahvid Best.
- Started at right tackle and was part of an offensive line that allowed just 1.0 sack on 33 pass plays in the Lions win against St. Louis (10/10).
- In a 37-25 victory over Washington (10/31), started at right tackle for an offensive line that allowed 1.0 sack on 46 pass plays.
- Placed on Injured Reserve on December 15, 2010.

2009 (LIONS):

- Was the team's starting right tackle, starting in 15 games and was inactive for one contest.
- Started at right tackle in the season opener at New Orleans (9/13).
- Started at right tackle and helped the ground game produce 129 yards on 34 carries against Minnesota (9/20).
- Started at right tackle against Washington (9/27) and was part of an offensive line that allowed for 154 yards on the ground, including running back Kevin Smith's 101 rushing yards.

2008 (LIONS):

- Played in all 16 games with 13 starts.
- Saw the first game action of his professional career at Atlanta (9/7), and got playing time at right tackle in the home opener against Green Bay (9/14).
- The first start of his pro career occurred at San Francisco (9/21).
- Anchored the right side of an offensive line that led the way for the team's season-high 130 yards rushing on the ground and rookie running back Kevin Smith's first career 100-yard game (112 yards) at Carolina (11/16).
- Matched up through the game at Indianapolis (12/14) against defensive end Robert Mathis and helped the offensive line protect quarterback Dan Orlovsky as it allowed zero sacks on the day.

COLLEGE:

- After starting 37 consecutive games at right tackle for Boston College, Cherilus moved to the demanding left tackle position his senior year becoming an instrumental part of an offense that ranked seventh in the nation with an average of 323.9 aerial yards per game.
- As a senior in 2007, played one season with current Colts teammate Anthony Castonzo, who was a freshman at the time.
- As the recipient of the team's Unsung Hero Award in 2007, he also garnered All-Atlantic Coast Conference second-team honors and served as a team captain.
- Started all 13 games at right tackle as a sophomore and delivered 53 knockdown blocks and helped the Eagles lead the ACC in total offense, averaging 387.8 yards per game.
- Was the only redshirt freshman to start on Boston College's offensive line in 2004, helping the team average 385.4 yards per game in total offense.
- Closed out his career with 51 consecutive starts for the Eagles, setting a school record.

PERSONAL:

- Attended Somerville (Mass.) High School where he was a *Boston Globe* and *Boston Herald* All-Scholastic selection as a senior.
- Played tackle on both sides of the ball.
- Named to Tom Lemming's All-America team in 2002, the same season that he captured Massachusetts State Coaches Association All-State accolades.
- Excelled on Somerville's basketball team as a power forward and center.



- Performed in the shot put for the track team.
- A communications major, who graduated in the spring of 2007 from the College of Arts & Sciences.
- Came to the United States from Haiti at age 14 and became a U.S. citizen shortly thereafter.
- Hosts the two-day Gosder Cherilus Football Camp.
- Took part as a Colts Community Ticket Block sponsor.
- Born Gosder Cherilus on June 28, 1984, in Haiti and resides in Somerville, Mass.

CAREER GP/GS (POSTSEASON):

2014 IND: 13/13 (0/0)

2013 IND: 16/16 (2/2)

2012 DET: 16/16

2011 DET: 16/15 (1/1)

2010 DET: 12/12

2009 DET: 15/15

2008 DET: 16/13

TOTAL: 104/100 (3/3)

GETTING TO KNOW GOSDER CHERILUS

Favorite team and/or athlete outside of football: Michael Jordan

Favorite music: Jazz and Hip-Hop

Hobbies outside of football: Fishing

What is something interesting about you that most people may not know: I love to cook



Favorite food: Caribbean cuisine

Favorite vacation spot: St. Lucia, St. Maarten and Haiti

If you could have lunch with anybody, living or dead, who would they be: Nelson Mandela and Mahatma Gandhi

Favorite movie: *Gladiator*

What's the one thing you couldn't live without: Water



TRENT COLE
58 OUTSIDE LINEBACKER
6-3 270 CINCINNATI

NFL Exp: 11 (1st Year with Colts)

Born: 10/5/82

How Acquired: FA – 2015

GP/GS (Postseason): 155/145 (8/8)

CAREER TRANSACTIONS:

- Signed by the Colts as a free agent on March 10, 2015.
- Released by the Philadelphia Eagles on March 4, 2015.
- Selected by the Eagles in the fifth round (146th overall) of the 2005 NFL Draft.

PRO CAREER:

- Earned Pro Bowl honors twice in Philadelphia following the 2007 and 2009 seasons. Also garnered Associated Press Second-Team All-Pro honors in 2009.
- His 85.5 career sacks in Philadelphia rank second in team history, trailing only Pro Football Hall of Famer Reggie White (124.0).
- Posted double-digit sack numbers in three consecutive seasons from 2009-2011. Also posted double digit sacks in 2007 when he got to the quarterback 12.5 times. The only player with more double-digit sack seasons in Eagles history is Reggie White (eight).

SINGLE-GAME HIGHS

Tackles: 13 at MIN (10/28/07)
Sacks: 3.5 vs. DET (9/23/07)
FF: 1, 19 times (Last: vs. STL 10/5/14)
FR: 3 vs. CIN (12/13/12)
Int: 1 at NYG (12/17/06)
PD: 1, 16 times (Last: vs. DET 12/8/13)



- His 20 career multiple-sack games in Philadelphia rank third all-time in team history behind Reggie White (38) and Clyde Simmons (21).
- Was named to *USA Today's* All-Joe team in three consecutive seasons from 2006-08.
- His 155 career regular season games played rank ninth in Eagles franchise history. He only missed four games due to injury in 10 seasons with the team.
- Has sacked 50 different quarterbacks in his career.
- His 19 forced fumbles rank third all-time in Eagles history.

2014 (EAGLES):

- Started all 15 games he played in and totaled 20 quarterback hurries (second on team), 6.5 sacks (third on team), 12.5 tackles for loss (third on team) and three forced fumbles (tied for third on team).
- Recorded a sack-fumble on quarterback Chad Henne late in the fourth quarter in a win against Jacksonville (9/7). The fumble was recovered by defensive end Fletcher Cox, and he ran it back for a 17-yard touchdown.
- Forced a Trent Richardson fumble in the first quarter at Indianapolis (9/15). The forced fumble marked his second in two games.
- Split a sack of quarterback Colin Kaepernick with linebacker Connor Barwin in the first quarter at San Francisco (9/28). Also tallied four quarterback hurries in the game.
- Registered a sack for the second-straight game when he brought down quarterback Austin Davis and knocked the ball loose vs. St. Louis (10/5), which allowed defensive end Cedric Thornton to recover the fumble on the goal line for a touchdown. It was his third forced fumble in five games.
- Sacked quarterback Eli Manning, his third in three consecutive games, in the first quarter against the New York Giants (10/12).
- Recorded a sack of Cam Newton in the second quarter vs. Carolina (11/10).
- Tallied his 20th career multiple-sack game with two quarterback takedowns of Zach Mettenberger against Tennessee (11/23). Mettenberger marked the 50th different quarterback he's sacked in his career.

2013 (EAGLES):

- Started all 16 games for the fifth time in his career and led the team in sacks (8.0), tackles for a loss (10.0) and forced fumbles (three), and ranked second in quarterback pressures (15).
- Tackled running back Alfred Morris in the end zone for a safety at Washington (9/9). Also forced a fumble by Morris on the Redskins first offensive play, as the ball was recovered by Mychal Kendricks on the Washington 25-yard line. The fumble recovery led to the Eagles first touchdown of the game on the ensuing drive.
- Forced a Ryan Mathews fumble that was recovered by Mychal Kendricks on the Eagles eight-yard line to stall an opponent drive against San Diego (9/15). It marked the first time in his career that he forced a fumble in two-straight games.
- Sacked quarterback Terrelle Pryor at Oakland (11/3).
- Posted 2.0 sacks on quarterback Robert Griffin III against Washington (11/17), notching nine total tackles, including three tackles for loss.
- Recorded eight tackles and 2.0 sacks on quarterback Carson Palmer against Arizona (12/1), including a sack-fumble that was recovered by Bennie Logan on the opening drive of the game which led to an Eagles touchdown. It was the third time in his career posting multiple sacks in back-to-back games and his first time since 2006.
- Tallied 3.0 sacks on quarterback Jay Cutler against Chicago (12/22), which moved him past Clyde Simmons (76) for second on the Eagles all-time sack list. It was the third time in his career posting 3.0-plus sacks in a game.
- Sacked quarterback Drew Brees in the NFC Wild Card Playoffs vs. New Orleans (1/4).

QUICK HITS

A two-time Pro Bowler, Cole posted the second-most career sacks (85.5) and double-digit sack seasons (four) in Eagles history behind Pro Football Hall of Famer Reggie White.

Cole has sacked 50 different quarterbacks leading to his career total of 88.0 (including postseason). Here is a breakdown of his most sacked quarterbacks.

Sacks Quarterback

9.0	Eli Manning
6.0	Jay Cutler
4.0	Jason Campbell
3.5	Jon Kitna, Tony Romo
3.0	Drew Bledsoe, J.P. Losman, Matt Ryan, Alex Smith
2.5	Drew Brees, David Garrard
2.0	David Carr, Ryan Fitzpatrick, Joe Flacco, Robert Griffin III, Zach Mettenberger, Kyle Orton, Carson Palmer
1.5	Brett Favre, Vince Young
1.0	Brooks Bollinger, Sam Bradford, Mark Brunell, Kerry Collins, Andy Dalton, Austin Davis, Jake Delhomme, Ken Dorsey, Brian Griese, Rex Grossman, Chad Henne, Kelly Holcomb, Tarvaris Jackson, Josh Johnson, Peyton Manning, Stephen McGee, Cam Newton, J.T. O'Sullivan, Chad Pennington, Terrelle Pryor, Aaron Rodgers, Ben Roethlisberger, JaMarcus Russell, John Skelton, Kurt Warner, Joe Webb
0.5	Matt Cassel, Matt Hasselbeck, Colin Kaepernick, Kevin Kolb



2012 (EAGLES):

- Played and started all 16 regular season games for the fourth time in his career.
- Notched 60 tackles (32 solo) and 3.0 sacks.
- In a 24-23 Week 3 win at Baltimore (9/16), stripped quarterback Joe Flacco on the second play of the game and teammate Cullen Jenkins recovered at the Ravens 15. The turnover led to a LeSean McCoy touchdown run on the ensuing possession. The forced fumble was the 13th of his career.

2011 (EAGLES):

- Played and started in 14 games.
- Recorded double digit sacks (11.0) for the second consecutive season. His 11.0 sacks were the second-highest total of his career (12.5).
- Tallied 75 tackles including 47 solo stops.
- Posted 5.0 sacks in the team's four-game winning streak the final four weeks of the regular season.
- Had 3.0 sacks at Miami (12/11) marking the 15th multiple-sack game of his career.

2010 (EAGLES):

- Started in all 15 games he played in and led the team in sacks (10.0), quarterback hurries (34) and tackles for loss (9.0). Also ranked third in total tackles (81).
- With 10.0 sacks in 2010 and 12.5 in 2009, became the first Eagle to post double-digit sacks in consecutive seasons since William Fuller did so in 1995-96.
- Sacked quarterback Aaron Rodgers and notched nine tackles against Green Bay (9/12).
- Recorded 2.0 sacks on quarterback David Garrard at Jacksonville (9/26).
- Notched 2.0 sacks on quarterback Matt Ryan against Atlanta (10/17). Also registered a forced fumble on Ryan in the fourth quarter and contributed with three tackles for loss.
- Recorded at least one sack in three straight games, tallying 2.0 on Matt Ryan vs. Atlanta (10/17), 1.0 on Kerry Collins at Tennessee (10/24) and 1.0 on Peyton Manning vs. Indianapolis (11/7).
- With 2.0 sacks of quarterback Jay Cutler at Chicago (11/28), moved past Hugh Douglas and into third place on the Eagles all-time sack list.
- Posted a sack of quarterback Joe Webb against Minnesota (12/28).
- Was named to *Pro Football Weekly's* mid-season All-Pro team.

2009 (EAGLES):

- Started all 16 games and was named to the Pro Bowl for the second time in his career, as he finished sixth in the NFL and third in the NFC with 12.5 sacks, which matched a career-high set back in 2007.
- Led the team in sacks (12.5) and quarterback hurries (26). Finished tied for first with six tackles for loss and finished second in total tackles (93).
- Registered at least a half-sack in 11 games.
- Sacked quarterback Jake Delhomme at Carolina (9/13) and forced a fumble on the play which was recovered by defensive end Victor Abiamiri for an Eagles touchdown.
- Notched 2.0 sacks of quarterback Jason Campbell at Washington (10/26).
- Forced a Brandon Jacobs fumble at the New York Giants (12/13) that was recovered by Sheldon Brown and returned 60 yards for a touchdown.
- Registered 2.0 sacks of quarterback Alex Smith against San Francisco (12/20), his second multiple-sack game of the season and the 12th of his career.

2008 (EAGLES):

- Started all 16 games for the second time in his career and led the team in quarterback hurries (22), finished tied for first in tackles for loss (9.0), second in sacks (9.0) and third with three forced fumbles.
- Was named to the *USA Today* All-Joe Team for the third consecutive season.
- Stripped quarterback Kyle Orton for a sack-fumble at Chicago (9/28). The ball was recovered by linebacker Omar Gaither and led to an Eagles field goal.
- Recorded a sack on quarterback Ben Roethlisberger, two tackles for loss and seven tackles in a win against Pittsburgh (9/21). Also pressured Roethlisberger into an intentional grounding penalty in the end zone for a safety, putting the Eagles up by six late in the fourth quarter.
- Stripped quarterback J.T. O'Sullivan for a sack-fumble in the fourth quarter of a win at San Francisco (10/12). The ball was recovered by defensive end Chris Clemons and led to a field goal that put the Eagles ahead by seven with 1:10 to play in the fourth quarter.
- Brought down quarterback Eli Manning for a sack vs. the New York Giants (11/9), while also delivering one forced fumble, one tackle for loss and one quarterback hurry in the game.
- Registered 2.0 sacks at Cincinnati (11/16).
- Hurdled the offensive line to block a potential game-tying field goal by kicker John Carney in the second quarter of a win at the New York Giants (12/7). Added five tackles, one tackle for loss and a quarterback hurry. The

blocked field goal was the first of his career and the first by an Eagles player since safety Quintin Mikell vs. San Diego October 23, 2005.

- Notched a sack and a team-high five quarterback hurries vs. Cleveland (12/15).
- Registered a sack in the NFC Championship game at Arizona (1/18/09).

2007 (EAGLES):

- Set career highs in sacks (12.5) and tackles (103) on his way to his first Pro Bowl selection. Also tallied four multiple-sack games and was voted by his teammates as the team's defensive MVP.
- Was named to *USA Today's* All-Joe Team for the second consecutive season.
- Registered 1.5 sacks on quarterback Brett Favre and one forced fumble at Green Bay (9/9).
- Notched a career-high 3.5 sacks on quarterback John Kitna and had one forced fumble against Detroit (9/23).
- Sacked quarterback Brian Griese and recorded 12 tackles against Chicago (10/21).
- Earned NFC Defensive Player of the Week honors for his performance at Minnesota (10/28), notching 2.0 sacks and a career-high 13 tackles.
- Recorded a half sack, one forced fumble and one fumble recovery against Seattle (12/2). His fumble recovery led to an Eagles touchdown.
- Sacked quarterback Eli Manning twice against the New York Giants (12/9).
- Brought down quarterback Tony Romo for a sack and a forced fumble in the fourth quarter of a win at Dallas (12/16).

2006 (EAGLES):

- Started 14-of-16 games and was named the starter at defensive end three games into the season after Jevon Kearse went down with a torn ACL. Went on to lead the team with a career-high 8.0 sacks and led the defensive line with a career-high 84 tackles.
- Was named to *USA Today's* All-Joe Team.
- Posted back-to-back multiple-sack games for the second time in his career: against the New York Giants (9/17) and at Houston (9/10).
- Posted 1.5 sacks on quarterback Vince Young and contributed nine tackles, two tackles for loss and one forced fumble against Tennessee (11/19).
- In the fourth quarter at the New York Giants (12/17), picked off a deflected pass from quarterback Eli Manning for his first career interception and returned it 19 yards for his first career touchdown. The score sealed the Eagles victory.

2005 (EAGLES):

- Completed in 15 games (seven starts) after earning a starting spot at defensive end for the final seven games of 2005 and finished the season ranked first among all rookie defenders and fourth among all NFL defenders in sacks (5.0).
- Received first-team all-rookie honors from *NFL.com* and *Pro Football Weekly*.
- Ranked second on the team with 5.0 sacks, all of which occurred in three-straight games from Weeks 9 to 11.
- Earned NFL Defensive Rookie of the Month honors in November after posting 5.0 sacks, 15 tackles, five quarterback hurries and one forced fumble. He became the first Eagle to win the award since Corey Simon in November of 2000.
- Recorded his first career sack at Washington (11/6) on quarterback Mark Brunell.
- Posted back-to-back 2.0-sack games against Dallas (11/14) and at the New York Giants (11/20).

COLLEGE:

- A two-time First Team All-Conference USA selection at Cincinnati.
- Finished his career at Cincinnati with 238 tackles, 19.0 sacks, 48 tackles for loss, four forced fumbles and two fumble recoveries.
- Left the Bearcat program ranked third on the school's all-time sack list.
- Started every game at weakside defensive end in 2004, totaling 68 tackles, 8.5 sacks and 22 tackles for loss. His 22 tackles for loss ranked No. 4 in the nation. Also registered a safety and two blocked kicks.
- In 2002, started nine games at defensive tackle before moving to defensive end. Posted 86 tackles, 5.0 sacks and 12 tackles for loss, en route to Conference USA Defensive Newcomer of the Year honors.

PERSONAL:

- Starred at Xenia (Ohio) High School earning league and area defensive player of the year honors after posting 121 tackles and 8.0 sacks as a senior. Also rushed for 1,241 yards and 10 touchdowns on his way to earning all-state honors. Played in the Ohio North-South All-Star game.
- An avid hunter and outdoorsmen who started his own hunting and outdoors television show called Blitz TV in 2011. It now airs on Destination America and NBC Sports.
- Also lettered in basketball, track and baseball in high school.
- Is a cousin of New Orleans Pelicans point guard Norris Cole.
- Majored in criminal justice at Cincinnati.
- A native of Xenia, Ohio.



CAREER REGULAR SEASON STATISTICS

Year	GP	GS	Solo	Asst.	Total	Sacks	PD	FF	FR	INT	Yds	Avg.	LG	TD
2014 PHI	15	15	38	26	64	6.5	0	3	0	0	0	1.0	1	0
2013 PHI	16	16	57	25	82	8.0	3	3	0	0	0	0.0	0	0
2012 PHI	16	16	32	28	60	3.0	1	1	1	0	0	1.0	1	0
2011 PHI	14	14	47	28	75	11.0	1	1	0	0	0	0.0	0	0
2010 PHI	15	15	53	28	81	10.0	2	1	0	0	0	0.0	0	0
2009 PHI	16	16	58	35	93	12.5	0	2	0	0	0	0.0	0	0
2008 PHI	16	16	59	39	98	9.0	2	2	0	0	0	0.0	0	0
2007 PHI	16	16	61	42	103	12.5	2	4	1	0	0	0.0	0	0
2006 PHI	16	14	48	36	84	8.0	3	1	1	1	19	19.0	19t	1
2005 PHI	15	7	42	13	55	5.0	2	1	0	0	0	0.0	0	0
TOTAL	155	145	495	300	795	85.5	16	19	3	1	19	19.0	19t	1

CAREER POSTSEASON STATISTICS

Year	GP	GS	Solo	Asst.	Total	Sacks	PD	FF	FR	INT	Yds	Avg.	LG	TD
2013 PHI	1	1	4	2	6	1.0	1	0	0	0	0	0.0	0	0
2010 PHI	1	1	3	3	6	0.0	0	0	0	0	0	0.0	0	0
2009 PHI	1	1	3	1	4	0.0	0	0	0	0	0	0.0	0	0
2008 PHI	3	3	11	8	19	1.0	1	0	0	0	0	0.0	0	0
2006 PHI	2	2	10	2	12	0.5	0	0	0	0	0	0.0	0	0
TOTAL	8	8	31	16	47	2.5	2	0	0	0	0	0.0	0	0

SPECIAL TEAMS TACKLES: 7 (2006 - 1, 2005 - 6)

GETTING TO KNOW TRENT COLE

Favorite team and/or athlete outside of football: Cincinnati Bearcats and New Orleans Pelicans

Favorite musician and/or song: Anthony Hamilton and Jamey Johnson

Hobbies outside of football: Hunting, fishing, farming and shooting

What is something interesting about you that most people may not know: Can play the acoustic guitar

Favorite food: Steak and tuna

Favorite vacation spot: Anywhere my wife wants to go

If you could have lunch with three people, living or dead, who would they be: Fred Bear, Andy Reid and President Obama

Favorite movie: Any movie with Denzel Washington

What's the one thing you couldn't live without: My family and especially my wife



VONTAE DAVIS
21 CORNERBACK
 5-11 207 ILLINOIS

NFL Exp: 7 (4th Year with Colts)

Born: 5/27/88

How Acquired: T - 2012 (MIA)

GP/GS (Postseason): 85/77 (6/5)

CAREER TRANSACTIONS:

- Acquired by the Colts in a trade with the Miami Dolphins in exchange for a second round pick and a conditional late-round pick in the 2013 NFL Draft.
- Originally selected by the Dolphins in the first round (25th overall) of the 2009 NFL Draft.

SINGLE-GAME HIGHS

Tackles: 9 at HOU (12/16/12)
Sacks: 1.0, two times (Last vs. TEN 12/9/12)
FF: 1, three times (Last at TEN 12/28/14)
FR: 1 at TEN (12/28/14)
Int: 2, two times (Last: vs. HOU 12/30/12)
PD: 4 vs. CIN (10/19/14)

PRO CAREER:

- Was selected to his first career Pro Bowl in 2014.
- Established a career-high and led the Colts with 18 passes defended in 2014 and did not allow a single touchdown in coverage all season.
- Named AFC Defensive Player of the Week after recording two interceptions against the Houston Texans on December 30, 2012.
- Led the Dolphins with four interceptions in 2009 and 2011.
- In 2009, became Miami's first rookie to lead the team in interceptions since safety Louis Oliver had four in 1989. Was one of only two rookie cornerbacks ever to lead the Dolphins in interceptions, along with Lloyd Mumphord, who had five in his rookie season in 1969.
- Was named to the 2014 USA Football All-Fundamentals Team, which recognizes NFL players who employ proper technique, particularly when blocking and tackling, which fosters better on-field performance and advances player safety.

QUICK HITS

Davis did not allow a touchdown in all of 2014, earning his first career Pro Bowl selection. He tied for third in the NFL with 18 passes defended and in the team's AFC Divisional Playoff win at Denver, posted five passes defended, which was tied for the third-most in an NFL playoff game dating back to 1994.

In 2009, became Miami's first rookie to lead the team in interceptions since safety Louis Oliver had four in 1989. Was one of only two rookie cornerbacks ever to lead the Dolphins in interceptions, along with Lloyd Mumphord, who had five in his rookie season in 1969.

His brother, Vernon, played tight end at Maryland and was the sixth overall pick in the 2006 NFL Draft by the San Francisco 49ers, making them the third set of brothers to both be first round NFL draft choices, joining Eli (2004, QB, 1st overall, San Diego/Traded to New York Giants) and Peyton Manning (1998, QB, 1st overall, Indianapolis) and Jerome (2003, DE, 15th overall, Philadelphia) and Stocker McDougle (2000, T, 20th overall, Detroit).

2014 (COLTS):

- Started all 15 games he competed in at right cornerback and totaled 44 tackles (38 solo), a career-high and team-leading 18 passes defended, four interceptions, two forced fumbles and one fumble recovery.
- Earned his first career Pro Bowl selection.
- Compiled three tackles, one interception and one pass defended starting at cornerback in a Week 3 win at Jacksonville (9/21). The interception was his first of the season and the 14th of his career.
- Posted four tackles, one interception and two passes defended starting at cornerback in a Week 5 win against the Ravens (10/5). The interception was Davis' second of the season and led to a Colts touchdown in the third quarter. The 29-yard interception return was the longest of his career. Was part of a secondary that allowed only 197 net passing yards.
- In a Week 6 win at Houston (10/9), tallied five tackles, one pass defended and one forced fumble. He forced an Andre Johnson fumble in the fourth quarter, which was recovered by safety Mike Adams.
- Started at right cornerback in a Week 7 victory against Cincinnati (10/19) and tallied three tackles and a regular season single-game career-high four passes defended. Was part of a secondary that allowed only 135 net yards in the shutout win.
- Compiled three tackles, one interception and two passes defended starting at right cornerback in a Week 12 victory against Jacksonville (11/23). Recorded his third interception of the season when he picked off Blake Bortles on the Jaguars opening offensive possession of the game. Davis registered a career-long 42-yard return, setting up a Colts field goal.
- Started at right cornerback in a Week 15 win against Houston (12/14) and contributed with three tackles, one interception and two passes defended. With his interception, he matched his single-season career-high of four which he set in 2009 and 2011 with Miami.
- In a Week 17 victory at Tennessee (12/28), started at right cornerback and registered three tackles while contributing with one forced fumble and one fumble recovery. He set a new single-season high with his second forced fumble of the season and his recovery was the first of his career. Was part of a secondary that limited the Titans to 50 net passing yards.
- Started at right cornerback in the team's AFC Wild Card Playoff win against Cincinnati (1/4/15). Finished the game with four solo tackles, one tackle for loss and one pass defended.
- In the team's AFC Divisional Playoff victory at Denver (1/11/15), tied for the lead in the secondary with eight tackles (seven solo) and added a career postseason high five passes defended. The five passes defended were the most in an NFL postseason game dating back to Jan. 18, 2004 (Ricky Manning, Jr., five).
- Started at right cornerback in the team's AFC Championship Game loss at New England (1/18/15) and finished with four solo tackles and one pass defended.



2013 (COLTS):

- Started all 16 games at right cornerback and totaled 48 tackles (42 solo), one interception and 13 passes defended.
- Totaled three tackles, one interception and two passes defended starting at cornerback in the team's Week 4 win at Jacksonville (9/29). The interception was his first of the season and the 13th of his career. Was part of a secondary that totaled three interceptions and held the Jaguars to 165 net passing yards.
- Finished with seven tackles (five solo) in the team's Week 6 loss at San Diego (10/14).
- Turned in an impressive performance in a Week 7 victory against Denver (10/20). Recorded five tackles (four solo) and two passes defended. Was part of a secondary that held the Broncos and quarterback Peyton Manning to 2013 single-game first half lows in net yards (134) and net passing yards (101).
- In a Week 12 loss at Arizona (11/24), finished with four tackles and one pass defended.
- In a Week 16 victory at Kansas City (12/22), finished with three solo tackles and two passes defended. Was part of a secondary that held the Chiefs to 132 net passing yards.
- Started at right cornerback during the team's AFC Wild Card Playoff win against Kansas City (1/4/14) and posted three solo tackles.
- Finished with one tackle during the team's AFC Divisional Playoff loss at New England (1/11/14).

2012 (COLTS):

- Started all 10 games he played in and compiled 53 tackles (40 solo), seven passes defended, three interceptions and 1.0 sack.
- Started his first game as a member of the Colts at left cornerback against Chicago (9/9). Finished the game with five tackles.
- Finished with seven tackles (five solo) against Minnesota (9/16).
- Returned from an ankle injury to start at right cornerback at Detroit (12/2) and finished the game with six solo tackles, one tackle for loss and one pass defended.
- Finished with eight tackles (seven solo), contributed with his first sack of the season and added one pass defended against Tennessee (12/9).
- Led the secondary with nine solo tackles at Houston (12/16). His nine tackles marked a season-high.
- Intercepted his first pass as a member of the Colts when he picked Brady Quinn in the end zone to stall a potential Chiefs touchdown at Kansas City (12/23). It was the second interception of the game for the Colts and the 10th of Davis' career. Finished the game with six tackles and two passes defended.
- Named AFC Defensive Player of the Week after tallying two interceptions against Houston (12/30). His first interception led to a Colts touchdown and his second allowed the Colts to run the clock out for the victory. Also contributed with five solo tackles and three passes defended.
- Started at right cornerback in his first career playoff game and contributed with one tackle and a team-high three passes defended at Baltimore (1/6/13).

2011 (DOLPHINS):

- Started all 12 games in which he played, finishing the season with 43 tackles (39 solo) and a team-leading four interceptions for 60 yards and nine passes defended.
- Also contributed with 1.0 sack.
- Finished tied for second on the team in tackles with six stops against Houston (9/18) despite missing some of the game with a hamstring injury.
- Finished tied for second on the team in tackles with six stops vs. the New York Jets (10/17).
- Had four tackles and one interception against Washington (11/13), picking off a Rex Grossman pass and returning it 28 yards.
- Finished second on the team in tackles with five stops and had one interception at Dallas (11/23), picking off a Tony Romo pass and returning it 25 yards.
- Had four tackles including his first career sack against Oakland (12/4), tackling Raiders quarterback Carson Palmer for a seven-yard loss.
- Had five tackles and two interceptions at Buffalo (12/18), picking off Bills quarterback Ryan Fitzpatrick twice for a total of seven return yards, marking his first career game of two-or-more interceptions.
- Inactive four games, with three of those due to a hamstring injury.

2010 (DOLPHINS):

- Started 15-of-16 games, finishing the season with 51 tackles (43 solo), a team-leading 12 passes defended and one interception.
- Had six tackles and two passes defended at Minnesota (9/19), including an interception, picking off a Brett Favre pass.
- Matched against Patriots wide receiver Randy Moss the majority of the game against New England (10/4) and helped hold Moss without a catch for only the fifth time in his career.
- Had seven tackles and one pass defended at Baltimore (11/7).

- Competed against Titans wide receiver Randy Moss the majority of the game against Tennessee (11/14) and helped hold Moss to one catch for 26 yards.
- Finished tied for second on the team in tackles with four stops vs. Cleveland (12/5).

2009 (DOLPHINS):

- Started nine games and finished the season with 48 tackles (44 solo) to go along with 11 passes defended and a team-leading four interceptions that he returned for a total of 64 yards with one touchdown.
- Became the first Dolphins rookie to lead the team in interceptions since safety Louis Oliver had four in 1989.
- One of only two rookie cornerbacks ever to lead the Dolphins in interceptions, along with Lloyd Mumphord, who had five in his rookie season in 1969.
- His four interceptions rank tied for fifth all-time among Dolphins rookies.
- Made his Dolphins and NFL debut in a reserve role at Atlanta (9/13).
- Had two tackles and one interception against Buffalo (10/4), picking off a Trent Edwards pass and returning it 23 yards for a touchdown, marking both his first NFL interception and his first NFL touchdown.
- Made his first career NFL start and had six tackles and two passes defended against the New York Jets (11/1).
- Had six tackles and two passes defended at New England (11/8), including an interception, picking off a Tom Brady pass and returning it 15 yards.
- Had three tackles and one interception against New England (12/6), picking off a Tom Brady pass in the end zone for a touchback.
- Had three tackles, one pass defended and one interception at Tennessee (12/20), coming when he picked off a Vince Young pass in the first series of the game and returning it 26 yards.
- Finished second on the team in tackles with six stops and added two passes defended against Houston (12/27).

COLLEGE:

- Started 34-of-36 games played as a three-year starter at Illinois and posted career statistics of 206 tackles (139 solo), seven interceptions, three forced fumbles, two fumble recoveries and 22 passes defended.
- Added nine kickoff returns for 215 yards (23.9 avg.) and returned a blocked punt for a touchdown.
- Started 11-of-12 games as a junior in 2008 and was named a consensus All-Big Ten Conference first-team selection after he posted a career-high 78 tackles (53 solo) and tied for second in the conference with three forced fumbles to go along with two interceptions, eight passes defended and a fumble recovery.
- Started all 12 games as a sophomore in 2007 and was the only sophomore semifinalist for the Jim Thorpe Award.
- Selected All-Big Ten Conference first-team by the league's coaches and earned second-team honors from the media.
- Recorded 76 tackles (56 solo) and ranked sixth in the league with eight passes defended and four interceptions.
- Blocked two punts for 31 yards in returns, including a touchdown and added 116 yards on four kickoff returns (29.0 avg.).
- Started 11-of-12 games in which he played as a freshman in 2006 and was honored as a Freshman All-America selection by *Sporting News*, *Scout.com* and *Rivals.com*.
- Earned honorable mention All-Big Ten Conference honors by both the coaches and the media.
- Named the team's Rookie of the Year.
- Recorded 52 tackles (30 solo), an interception, a fumble recovery and six passes defended.
- Majored in speech communications.

PERSONAL:

- Attended Dunbar Senior High School in Washington, D.C.
- Selected as a *PrepStar* All-America choice and Washington, D.C. Gatorade Player of the Year.
- Rated the top recruit in the Washington, D.C. area.
- Was named to the *Washington Post* All-Metro team, in addition to picking up DCIAA West first-team all-conference honors.
- Had eight interceptions and 38 solo tackles as a senior, while adding 25 receptions for 612 yards and recording over 1,000 all-purpose yards.
- Led Dunbar High to a 9-2 record and a win in the Turkey Bowl, the DCIAA city championship game.
- Also lettered in track.
- In 2012, supported Operation HOPE's Banking On Our Future (BOOF) and the Entrepreneurship Training Program at the HOPE Financial Dignity Center in Washington, D.C.
- Brother, Vernon, played tight end at Maryland and was the sixth overall pick in the 2006 NFL Draft by the San Francisco 49ers, making them the third set of brothers to both be first round NFL draft choices, joining Eli (2004, QB, 1st overall, San Diego/Traded to New York Giants) and Peyton Manning (1998, QB, 1st overall, Indianapolis) and Jerome (2003, DE, 15th overall, Philadelphia) and Stocker McDougle (2000, T, 20th overall, Detroit).
- Was a host for the Hands of Hope holiday shopping event, which benefitted foster children.
- Born in Washington, D.C.



CAREER REGULAR SEASON STATISTICS

Year	GP	GS	Solo	Asst.	Total	Sacks	PD	FF	FR	INT	Yds	Avg.	LG	TD
2014 IND	15	15	38	6	44	0.0	18	2	1	4	72	18.0	42	0
2013 IND	16	16	42	6	48	0.0	12	0	0	1	0	0.0	0	0
2012 IND	10	10	40	13	53	1.0	7	0	0	3	26	8.7	26	0
2011 MIA	12	12	39	4	43	1.0	9	0	0	4	60	15.0	28	0
2010 MIA	16	15	43	8	51	0.0	12	1	0	1	0	0.0	0	0
2009 MIA	16	9	44	4	48	0.0	11	0	0	4	64	16.0	26	1
TOTAL	85	77	246	41	287	2.0	69	3	1	17	222	13.1	42	1

CAREER POSTSEASON STATISTICS

Year	GP	GS	Solo	Asst.	Total	Sacks	PD	FF	FR	INT	Yds	Avg.	LG	TD
2014 IND	3	3	15	1	16	0.0	7	0	0	0	0	0.0	0	0
2013 IND	2	1	4	0	4	0.0	0	0	0	0	0	0.0	0	0
2012 IND	1	1	0	1	1	0.0	3	0	0	0	0	0.0	0	0
TOTAL	6	5	19	2	21	0.0	10	0	0	0	0	0.0	0	0

ADMINISTRATION

COACHING
STAFFFOOTBALL
OPERATIONSBUSINESS
OPERATIONS

PLAYERS

2014 SEASON
IN REVIEWCOLTS
HISTORY

RECORDS

COLTS IN THE
COMMUNITY

GETTING TO KNOW VONTAE DAVIS

Favorite team and/or athlete outside of football: Michael Jordan

Favorite musician and/or song: "Closer" by Goapele

Hobbies outside of football: Basketball

Favorite food: Bison

Favorite vacation spot: Bahamas

If you could have lunch with anybody, living or dead, who would they be: Warren Buffett

Favorite movie: *Lone Survivor*

What's the one thing you couldn't live without: Massages



JACK DOYLE

84 TIGHT END

6-6 267 WESTERN KENTUCKY

NFL Exp: 3 (3rd Year with Colts)

Born: 5/5/90

How Acquired: W – 2013 (TEN)

GP/GS (Postseason): 31/5 (5/1)

CAREER TRANSACTIONS:

- Claimed off waivers (Tennessee) by the Colts on September 1, 2013.
- Signed by the Tennessee Titans as an undrafted free agent on May 10, 2013.

2014 (COLTS):

- Competed in all 16 games (one start) for the first time in his career and caught 18 passes for 118 yards and two touchdowns. Added seven receptions for 30 yards in three postseason contests.
- Posted two receptions for 12 yards and added his first career receiving touchdown in the second quarter of a Week 2 loss against Philadelphia (9/15).
- In a Week 3 victory at Jacksonville (9/21), participated at tight end and posted three receptions for 10 yards.
- Caught one pass for seven yards in a Week 4 win against Tennessee (9/28). Provided a key block on a Colts onside kick attempt that was recovered by wide receiver Griff Whalen in the first quarter.

SINGLE-GAME HIGHS

Rec:	4 at TEN (12/28/14)
Yards:	23 at DAL (12/21/14)
TDs:	1, two times (Last at TEN 12/28/14)
LG:	20 vs. CIN (10/19/14)
Rush:	0
Yards:	0
TDs:	0
LG:	0



- Established a career-long catch with a 20-yard reception in the fourth quarter of a Week 7 win against Cincinnati (10/19).
- Finished with two receptions for 23 yards with a long catch of 13 yards in a Week 16 loss at Dallas (12/21).
- Started at tight end in a Week 17 victory at Tennessee (12/28) and set a single-game career-high with four receptions totaling 21 yards. He also added his second career touchdown catch with a one-yard score in the second quarter to give the Colts a 14-0 lead.
- Caught three passes for nine yards in the team's AFC Wild Card Playoff win against Cincinnati (1/4/15). Also contributed with two special teams tackles.
- In the team's AFC Divisional Playoff victory at Denver (1/11/15), caught three passes for 14 yards.
- Was targeted twice, but did not catch a pass during the team's AFC Championship Game loss at New England (1/18/15).

QUICK HITS

Doyle is an Indianapolis native who earned three letters in football at Cathedral High School. He earned Special Selection All-State, Associated Press Honorable Mention All-State, *Indianapolis Star* Honorable Mention All-City and First Team All-Catholic honors.

2013 (COLTS):

- Completed in 15 games (four starts) and compiled five receptions for 19 yards while adding three special teams tackles.
- Was active for his first career NFL game in a Week 2 meeting against Miami (9/15), but did not make a catch.
- In a Week 7 win against Denver (10/20), made his first career NFL reception on a seven-yard pass from quarterback Andrew Luck in the third quarter. Also contributed with one tackle on special teams.
- Made his first career NFL start during the team's Week 9 win at Houston (11/3), but did not register a catch.
- Made a start at tight end during the team's Week 14 loss at Cincinnati (12/8). Finished the game with one reception for eight yards and one special teams tackle.
- Completed in his first career playoff game during the team's AFC Wild Card Playoff victory against Kansas City (1/4/14). Assisted the Colts in rushing for 100 total yards as running back Donald Brown led the team with 55 yards on 11 carries while adding a rushing and receiving touchdown.
- Started his first career postseason contest at tight end during the team's AFC Divisional Playoff loss at New England (1/11/14). Finished with one reception for seven yards. Also participated on special teams and recorded two tackles.

COLLEGE:

- In four seasons at Western Kentucky University, totaled 162 receptions for 1,769 yards and eight touchdowns in 42 games played.
- Finished second on WKU's all-time career receptions list.
- As a senior in 2012, was named First Team All-Sun Belt Conference after setting career highs with 53 receptions and five touchdowns. Also posted 566 receiving yards.
- Led the team in receptions and receiving yards for the second consecutive season.
- Was one-of-eight semifinalists for the John Mackey Award, given annually to the nation's top tight end.
- Helped guide WKU to its first FBS bowl game in school history (Little Caesars Pizza Bowl against Central Michigan).
- As a junior in 2011, named a Second Team All-Sun Belt Conference performer after leading the team and setting career highs in receptions (52) and receiving yards (614) while playing in all 12 regular season games for the first time in his career.

PERSONAL:

- Earned three letters in football at Cathedral High School in Indianapolis.
- Earned Special Selection All-State, Associated Press Honorable Mention All-State, *Indianapolis Star* Honorable Mention All-City and First Team All-Catholic honors.
- Posted 21 receptions for 400 yards and four touchdowns during his senior season.
- Was a key member of the 2006 state championship team.
- Also lettered in rugby, winning a state title in 2008.
- Was a volunteer in the 2014 Gleaners Food Bank Mayor's Day of Service.
- Participated in the Read Across America events at Boone Meadow Elementary and St. Rose of Lima Catholic School.
- Has visited patients at Riley Hospital.
- Majored in physical education.
- A native of Indianapolis.



CAREER REGULAR SEASON STATISTICS

Year	GP	GS	No.	Yards	RECEIVING			RUSHING				
					Avg.	LG	TD	No.	Yards	Avg.	LG	TD
2014 IND	16	1	18	118	6.6	20	2	0	0	0.0	0	0
2013 IND	15	4	5	19	3.8	8	0	0	0	0.0	0	0
TOTAL	31	5	23	137	6.0	20	2	0	0	0.0	0	0

CAREER POSTSEASON STATISTICS

Year	GP	GS	No.	Yards	RECEIVING			RUSHING				
					Avg.	LG	TD	No.	Yards	Avg.	LG	TD
2014 IND	3	0	6	23	3.8	8	0	0	0	0.0	0	0
2013 IND	2	1	1	7	7.0	7	0	0	0	0.0	0	0
TOTAL	5	1	7	30	4.3	8	0	0	0	0.0	0	0

SPECIAL TEAMS TACKLES: 6 (2014 - 3, 2013 - 3)

POSTSEASON SPECIAL TEAMS TACKLES: 4 (2014 - 2, 2013 - 2)

GETTING TO KNOW JACK DOYLE

Favorite team and/or athlete outside of football: Indiana Pacers

Favorite musician and/or song: Eric Church

Hobbies outside of football: Hanging out with family and watching movies

What is something interesting about you that most people may not know: I grew up in Indianapolis my whole life. Most of my family still lives here.

Favorite food: Pizza

Favorite vacation spot: Anywhere warm with a beach

If you could have lunch with three people, living or dead, who would they be: I would choose four, all four of my grandparents.

Favorite movie: *Forrest Gump*

What's the one thing you couldn't live without: Family



CARLOS FIELDS

53 INSIDE LINEBACKER

6-1 242 WINSTON-SALEM STATE

NFL Exp: 1 (1st Year with Colts)

Born: 10/3/90

How Acquired: FA – 2014

GP/GS (Postseason): 0/0 (0/0)

CAREER TRANSACTIONS:

- Signed by the Colts to a reserve/future contract on January 19, 2015.
- Signed by the Colts to the practice squad on October 29, 2014.
- Released from the New York Giants practice squad on October 28, 2014.
- Signed to the Giants practice squad on October 15, 2014.
- Released from the Tampa Bay Buccaneers practice squad on September 30, 2014.
- Signed to the Buccaneers practice squad on September 1, 2014.
- Waived by the Oakland Raiders on August 30, 2014.
- Signed by Oakland as an undrafted free agent on May 16, 2014.

SINGLE-GAME HIGHS

Tackles: N/A
Sacks: N/A
FF: N/A
FR: N/A
Int: N/A
PD: N/A

2014 (BUCCANEERS/GIANTS/COLTS):

- Spent the first four weeks of the season on the Tampa Bay practice squad.
- Was released by the Buccaneers and signed to the Giants practice squad for Weeks 7 and 8.
- Signed to the Colts practice squad on October 29 where he spent the remainder of the regular season and the postseason.

COLLEGE:

- Appeared in 47 games at Winston-Salem State and totaled 321 tackles (183 solo), 8.0 sacks, five interceptions and 34.5 tackles for loss.
- As a redshirt senior, earned First Team All-America honors by *D2Football.com* and was named the Central Intercollegiate Athletic Association Co-Defensive Player of the Year after recording 93 tackles (43 solo), two interceptions, 10 passes defended and one forced fumble in 12 games.
- Earned First Team All-CIAA honors and was named the CIAA Defensive Player of the Year as a junior, finishing with 116 tackles (67 solo), 1.5 sacks, nine tackles for loss, two interceptions, seven passes defended and one forced fumble in 15 games.
- Ranked second on the team with 81 tackles (51 solo) while totaling 12 tackles for loss, 4.5 sacks, two INTs, 11 passes defended, two forced fumbles and three fumble recoveries in 11 games en route to Second Team All-CIAA honors as a sophomore.
- Played in nine games as a freshman and recorded 31 tackles (21 solo), five tackles for loss, 2.0 sacks and one pass defended.
- Redshirted his true freshman season in 2009.

PERSONAL:

- Attended North Vance High School in Henderson, N.C.
- As a senior, led North Vance to the Mid-State Conference Championship and was named the MSC Defensive Player of the Year.
- Posted over 100 tackles as a senior.
- Played in the North Carolina East vs. West All-Star Game.
- Was a two-sport standout that received all-conference honors in football and basketball.
- A native of Henderson, N.C.

CAREER REGULAR SEASON STATISTICS

Year	GP	GS	Solo	Asst.	Total	Sacks	PD	FF	FR	INT	Yds	Avg.	LG	TD
2014 IND														
TOTAL	0	0	0	0	0	0.0	0	0	0	0	0	0.0	0	0

GETTING TO KNOW CARLOS FIELDS

Favorite team and/or athlete outside of football: Los Angeles Lakers/Kobe Bryant

Favorite musician and/or song: Boyz II Men

Hobbies outside of football: Madden/Xbox One

Favorite food: Fish sticks and fries

Favorite vacation spot: Miami

If you could have lunch with three people, living or dead, who would they be: President Obama, Dr. Martin Luther King, Jr. and Michael Jordan

Favorite movie: *Friday*

What's the one thing you couldn't live without: Video games



COBY FLEENER

80 TIGHT END

6-6 251 STANFORD

NFL Exp: 4 (4th Year with Colts)

Born: 9/20/88

How Acquired: D2 – 2012 (34th overall) **GP/GS (Postseason):** 44/34 (6/6)

CAREER TRANSACTIONS:

- Selected by the Colts in the second round (34th overall) of the 2012 NFL Draft.

PRO CAREER:

- Along with teammate Dwayne Allen, in 2014 became the first tight end duo on the same team to each record eight touchdowns apiece in a single season in NFL history.
- Ranked second among NFL rookie tight ends with 26 receptions for 281 yards in 2012.
- Posted his first career 100-yard receiving performance (107) in the team's victory at Tennessee on November 14, 2013.
- Set a career-high with 144 receiving yards on Nov. 16, 2014 against New England.
- Became the first tight end in the NFL with touchdown catches of 70-plus yards and 30-plus yards in the same game since 1972 (Rich Caster) when he caught four passes for 127 yards and two touchdowns against Washington on Nov. 30, 2014.

2014 (COLTS):

- Saw action in all 16 games (12 starts) and totaled 51 receptions for 774 yards (15.2 avg.), eight touchdowns and a long catch of 73 yards for a score. Started all three postseason contests and caught seven passes for 97 yards.
- Started at tight end in a Week 3 victory at Jacksonville (9/21) and caught four passes for 49 yards and one touchdown. The touchdown was his first of the season and seventh of his career.
- Finished with two receptions for 26 yards and one touchdown starting at tight end in a Week 4 victory against Tennessee (9/28).
- In a Week 5 victory against Baltimore (10/5), started at tight end and caught one pass for 30 yards. Surpassed 1,000 receiving yards for his career.
- Recorded two receptions for 11 yards and one touchdown in a Week 6 victory at Houston (10/9). The score came on Andrew Luck's second touchdown pass of the game (four yards) giving the Colts a 24-0 lead. The touchdown was his third in the last four games.
- Started at tight end in a Week 7 win against Cincinnati (10/19) and caught four passes for 64 yards (16.0 avg.). Had a long catch of 26 yards.
- In a Week 9 victory at the New York Giants (11/3), led the team with 77 receiving yards on four receptions. Logged his fourth touchdown of the season on a 32-yard grab in the second quarter to give the Colts a 10-0 lead. Also added a 21-yard gain on the play prior to his touchdown. With four receptions, reached 100 for his career.
- Started at tight end in a Week 11 loss against New England (11/16) and caught seven passes for a career-high 144 yards with a long reception of 45 yards. It was the second 100-yard performance of his career. The 144 receiving yards tie the third highest total by a tight end in club history and are the most since Dallas Clark registered 183 receiving yards in 2009.
- In a Week 13 victory against Washington (11/30), caught four passes for 127 yards and two touchdowns. It was Fleener's third career 100-yard contest and second of the season. Also posted his first career multiple-touchdown game. On his first reception of the game, caught a 30-yard touchdown to give the Colts a 7-3 lead. Established a new career-long reception with a 73-yard touchdown in the third quarter. The score gave the Colts a 42-24 lead. Became the first tight end with touchdown catches of 70-plus yards and 30-plus yards in the same game since 1972 (Rich Caster).

SINGLE-GAME HIGHS

Rec:	8 at TEN (11/14/13)
Yards:	144 vs. NE (11/16/14)
TDs:	2, two times (Last at TEN 12/28/14)
LG:	73t vs. WAS (11/30/14)
Rush:	0
Yards:	0
TDs:	0
LG:	0

ADMINISTRATION

COACHING
STAFFFOOTBALL
OPERATIONSBUSINESS
OPERATIONS

PLAYERS

2014 SEASON
IN REVIEWCOLTS
HISTORY

RECORDS

COLTS IN THE
COMMUNITY

- Started at tight end in a Week 14 win at Cleveland (12/7) and caught five passes for 56 yards. Was on the receiving end of Andrew Luck's 1,000th career completion.
- Started at tight end in a Week 17 win at Tennessee (12/28) and caught five passes for 56 yards and two touchdowns. It was his second career multiple touchdown game. Gave the Colts a 7-0 lead in the first quarter with his seven-yard touchdown reception. Added his second score on an eight-yard catch from Matt Hasselbeck in the fourth quarter to give the Colts a 27-10 lead. With the two touchdowns, finished the regular season with a single-career career-high of eight and tied Dwayne Allen (eight in 2014) and Marcus Pollard (eight in 2001) for the fourth-most receiving touchdowns in a single season by a tight end in Colts history.
- In the team's AFC Wild Card Playoff victory against Cincinnati (1/4/15), started at tight end and caught one pass for 18 yards.
- Started at tight end in the team's AFC Divisional Playoff win at Denver (1/11/15) and caught three passes for 49 yards with a long reception of 32 yards.
- Tallied three receptions for 30 yards starting at tight end in the team's AFC Championship Game loss at New England (1/18/15).

2013 (COLTS):

- Started 12-of-16 games at tight end and caught 52 passes for 608 yards and four touchdowns.
- Started at tight end in the team's Week 2 loss against Miami (9/15) and contributed with four catches for 69 yards and one touchdown. Caught a long reception of 40 yards while the touchdown was the third of his career and the first since the 2012 regular season finale against the Houston Texans.
- In a Week 4 win at Jacksonville (9/29), finished the contest with five receptions for 77 yards and one touchdown. The touchdown was the fourth of his career and his second of the season.
- Tied the team lead with five receptions while adding 38 receiving yards and one touchdown in the team's Week 7 victory against Denver (10/20). Was on the receiving end of the team's third touchdown of the first half when quarterback Andrew Luck ran the two-minute drill and found him for an eight-yard touchdown and a 26-14 halftime lead.
- Finished second on the team with three catches for 64 yards starting at tight end in the team's Week 9 victory at Houston (11/3). Logged a career-long 44-yard reception in the first quarter and added a two-point conversion in the fourth quarter.
- Led the team in receiving with eight receptions while adding 107 yards in a Week 11 win at Tennessee (11/14). The last Colts tight end to record 100-plus receiving yards in a game prior to Fleener was Jacob Tamme who finished with 108 yards at Philadelphia on Nov. 7, 2010. Finished the game with three receptions over 15 yards (39, 17 and 16).
- In a Week 12 loss at Arizona (11/24), started at tight end and caught four passes for 55 yards and one touchdown on a 17-yard catch.
- Started at tight end in the team's Week 13 victory against Tennessee (12/1). Led the team with 50 receiving yards on three receptions while adding a long gain of 21 yards in the first quarter.
- Started at tight end during the team's AFC Wild Card Playoff victory against Kansas City (1/4/14). Caught five passes for 46 yards and notched his first career postseason touchdown in the third quarter to cut Kansas City's lead to 41-31.
- In the team's AFC Divisional Playoff loss at New England (1/11/14), started at tight end and led the team with six receptions while adding 74 yards. Contributed with a long reception of 29 yards.

2012 (COLTS):

- Played in 12 games (10 starts) in his rookie season. Caught 26 passes for 281 yards and two touchdowns.
- In his first career NFL game, started at tight end against Chicago (9/9) and ranked second on the team in receiving with six receptions for 82 yards (13.7 avg.) and a long reception of 24 yards.
- Finished second on the team in receiving with five catches for 41 yards against Green Bay (10/7).
- Started at tight end and caught four passes for 42 yards against the New York Jets (10/14).
- Returned from a shoulder injury to start at tight end at Detroit (12/2). Caught his first career touchdown on a 26-yard toss from Andrew Luck in the second quarter. The catch was also his longest of the season.
- Caught one pass for a one-yard touchdown, his second of the season against Houston (12/30).
- Started at tight end and caught three passes for 25 yards in the team's AFC Wild Card Playoff loss at Baltimore (1/6/13).

QUICK HITS

In 2014, Fleener and teammate Dwayne Allen became the first tight end duo on the same team to each record eight touchdowns apiece in a single season in NFL history.

On November 30, 2014, Fleener became the first tight end in the NFL with touchdown catches of 70-plus yards and 30-plus yards in the same game since 1972 (Rich Caster) when he caught four passes for 127 yards and two touchdowns against Washington.

**COLLEGE:**

- Appeared in 51 games (16 starts) with the Stanford Cardinal, amassing 1,543 yards and 18 touchdowns on 96 receptions. Also contributed with three solo tackles and two blocked kicks.
- Earned First Team All-America honors from *Sporting News*, adding second-team accolades from *Yahoo! Sports* and third-team recognition from *The NFL Draft Report* following his senior season.
- Named a First Team All-Pac-12 Conference selection in 2011 and a Second Team All-Pac-10 Conference choice by the league's coaches and media in 2010.
- Recorded 10 touchdown grabs in 2011 to tie Troy Walters (1999) and Ken Margerum (1979) for third on the Cardinal season record list.
- Tied Tony Hill (1973-76) and Vincent White (1979-1982) for fifth on the school career record list with 18 touchdown receptions.
- Set the Stanford record for highest average per reception by a tight end (19.6) as a senior, ranking fifth on the school's overall annual record chart.

PERSONAL:

- Attended Joliet (Ill.) Catholic Academy and was regarded as one of the best tight ends in the state.
- Rated the state's 15th-best overall prospect and the 40th-best tight end in the nation by *Rivals.com*.
- Named all-conference, all-area, all-state and academic all-state, in addition to receiving All-East Suburban Catholic Football League accolades. Also added all-state recognition from *Tom Lemming's Prep Football Report* and All-Midwest honors from *PrepStar*.
- Finished his senior season with 34 receptions for 706 yards and eight touchdowns.
- Earned all-area honors for basketball.
- Working with Wish For Our Heroes and Pat McAfee, helped renovate the house of an Army veteran.
- Was a volunteer for the Colts IndyHumane Visit and served as a reader for the Colts Day in Schools event.
- Serves as a co-spokesperson for "Find Your Favorite" Campaign encouraging youth to be healthy by eating fruits and vegetables.
- Participated in the Colts QB Shopping event with Shepherd Community Center as a volunteer shopper.
- Participated in the 2012 Colts Rookie Community Blitz at Concord Neighborhood Center, helping local children with reading, crafts and fitness activities.
- As a part of the Colts Community Ticket Block program, joined 2012 rookie teammates in donating 10 tickets per game to youth organizations.
- Majored in science, technology and society at Stanford and earned a master's degree in media studies.
- A native of Lemont, Ill.

CAREER REGULAR SEASON STATISTICS

Year	GP	GS	No.	RECEIVING				RUSHING				
				Yards	Avg.	LG	TD	No.	Yards	Avg.	LG	TD
2014 IND	16	12	51	774	15.2	73t	8	0	0	0.0	0	0
2013 IND	16	12	52	608	11.7	44	4	0	0	0.0	0	0
2012 IND	12	10	26	281	10.8	26t	2	0	0	0.0	0	0
TOTAL	44	34	129	1,663	12.9	73t	14	0	0	0.0	0	0

CAREER POSTSEASON STATISTICS

Year	GP	GS	No.	RECEIVING				RUSHING				
				Yards	Avg.	LG	TD	No.	Yards	Avg.	LG	TD
2014 IND	3	3	7	97	13.9	32	0	0	0	0.0	0	0
2013 IND	2	2	11	120	10.9	29	1	0	0	0.0	0	0
2012 IND	1	1	3	25	8.3	12	0	0	0	0.0	0	0
TOTAL	6	6	21	242	11.5	32	1	0	0	0.0	0	0

GETTING TO KNOW COBY FLEENER

Hobbies outside of football: Sleeping

Favorite vacation spot: Home

Favorite movie: *The Shawshank Redemption*

What's the one thing you couldn't live without: Oxygen



JERRELL FREEMAN

50 INSIDE LINEBACKER

6-0 240 MARY HARDIN-BAYLOR

NFL Exp: 4 (4th Year with Colts)

Born: 5/1/86

How Acquired: FA – 2012

GP/GS (Postseason): 44/44 (6/5)

CAREER TRANSACTIONS:

- Signed by the Colts to a reserve/future contract on January 19, 2012.
- Signed by the Saskatchewan Roughriders of the Canadian Football League in 2009.
- Released by the Tennessee Titans on July 23, 2008.
- Originally signed by the Titans as an undrafted free agent on May 2, 2008.

SINGLE-GAME HIGHS

Tackles:	19 at NYJ (10/14/12)
Sacks:	2.0 vs. MIA (9/15/13)
FF:	2 vs. HOU (12/15/13)
FR:	1, two times (Last: at KC 12/22/13)
Int:	1, three times (Last: at KC 12/22/13)
PD:	2, two times (Last: vs. JAX 12/29/13)

PRO CAREER:

- Set a franchise record and ranked fifth in the NFL for tackles in a season with 203 in 2012. Became only the second Colts defender in franchise history to top 200 tackles in a season.
- Has compiled three consecutive 100-tackle seasons (2012-14) and led the team in stops from 2012-13.
- Became the first undrafted NFL player to return an interception for a touchdown in his NFL debut since 1987. Was also the first Colts undrafted player to accomplish the feat in his NFL debut.
- Set a franchise record for the most forced fumbles by a Colts undrafted player in franchise history with six in 2013.
- Named AFC Defensive Player of the Week for the first time in his career following his performance at Kansas City on December 22, 2013.
- Was named to the 2013 *USA Today* All-Joe Team.

2014 (COLTS):

- Started all 12 contests he competed in at WILL linebacker and ranked second on the team with 144 tackles (78 solo). Also contributed with 1.5 sacks, six passes defended and one forced fumble. Started all three postseason games and finished with 37 tackles (27 solo), 1.5 sacks, one forced fumble and one fumble recovery.
- Started at inside linebacker in the season opener at Denver (9/7). Led the team with 14 tackles (six solo) while adding one forced fumble.
- Started at WILL linebacker in a Week 5 win against Baltimore (10/5) and led the team with 14 tackles (seven solo) and one tackle for loss. Was part of a defense that held Baltimore to 1-of-11 (nine percent) on third down conversions.
- In a Week 6 victory at Houston (10/9), started at WILL linebacker and posted a team-leading nine tackles (five solo) and one pass defended. Was part of a defense that held the Texans to one third down conversion while allowing only 196 net passing yards.
- Compiled a team-leading 13 tackles (six solo), one tackle for loss and one pass defended starting at WILL linebacker in a Week 7 win against Cincinnati (10/19). Was part of a defense that allowed only 135 net yards in the shutout win.
- In a Week 9 victory at the New York Giants (11/3), led the team with 11 tackles and one tackle for loss. Was part of a defense that limited the Giants to 89 rushing yards.
- Started at WILL linebacker in a Week 12 win against Jacksonville (11/23) and totaled 11 tackles (nine solo) and half of a sack. Was part of a defense that held the Jaguars to 194 net yards.
- In a Week 13 victory against Washington (11/30), started at WILL linebacker and tied for the team lead with 12 tackles (seven solo), 1.0 sack and one pass defended. With 12 tackles, posted his third straight 100-tackle season. Earned his first full sack of the season in the first quarter when he took down Colt McCoy for a five-yard loss, leading to a Redskins punt.
- Started at WILL linebacker in a Week 15 victory against Houston (12/14) and led the team with 14 tackles (seven solo) and one pass defended. Was part of a defense that held the Texans to 289 net yards.



- Started at WILL linebacker during the team's AFC Wild Card Playoff victory against Cincinnati (1/4/15) and led the team with 16 tackles (13 solo), 1.5 sacks and one forced fumble. His half sack came on the final play of the third quarter to force a Bengals punt. He then added his full sack in the fourth quarter and forced a fumble on the play, which was recovered by teammate Montori Hughes.
- In the team's AFC Divisional Playoff win at Denver (1/11/15), started at WILL linebacker and totaled eight tackles and one fumble recovery. Recovered a sack-forced fumble from Jonathan Newsome in the second quarter. The fumble recovery was the first of his postseason career and led to a Colts touchdown.
- Tied for the team lead with 13 tackles (eight solo), starting at WILL linebacker in the team's AFC Championship Game loss at New England (1/18/15).

QUICK HITS

Freeman set a franchise record and ranked fifth in the NFL for tackles in a season with 203 in 2012. He became only the second Colts defender in franchise history to top 200 tackles in a season.

In the team's AFC Wild Card Playoff victory against Cincinnati on January 4, 2015, Freeman recorded single-game postseason highs in tackles (16), sacks (1.5) and forced fumbles (one). He joined Dwight Freeney as one of only two players in team history to notch 1.5 sacks and force a fumble in a single playoff game.

In the 2012 regular season opener at Chicago, Freeman became the first undrafted NFL player to return an interception for a touchdown in his NFL debut since 1987. He was also the first Colts undrafted player to accomplish the feat in his NFL debut.

2013 (COLTS):

- Started all 16 games at WILL linebacker and led the Colts with 169 tackles (111 solo) while contributing with 5.5 sacks, six forced fumbles, two fumble recoveries, two interceptions and six passes defended. Added 24 tackles and one pass defended in two postseason contests.
- Against the Dolphins in Week 2 (9/15), posted the first multiple-sack game of his career while forcing a fumble on his first takedown in the third quarter. The turnover led to a Colts 38-yard field goal by Adam Vinatieri. Freeman added his second sack of the game in the third quarter, which led to a Dolphins punt. Also contributed with seven tackles (six solo).
- Led the Colts with nine tackles (seven solo) in the team's Week 3 victory at San Francisco (9/22). Notched a sack and forced fumble in the fourth quarter. The sack was his third of the season and the fifth of his career. The forced fumble was his second of the year and third of his career.
- In a Week 4 victory at Jacksonville (9/29), led the team with 10 tackles (five solo) and was part of a defense that limited the Jaguars to three points and 205 net yards.
- Led the team with 14 tackles (11 solo) and added one tackle for loss in the team's Week 5 victory against Seattle (10/6). Made a crucial tackle when he stopped Seahawks quarterback Russell Wilson on a third down rush in the fourth quarter, which led to a punt.
- In a Week 7 victory against Denver (10/20), led the team with 12 tackles (eight solo) while adding a half of a sack and one pass defended. Was part of a defense that limited the Broncos to 64 rushing yards while holding Denver to 2013 single-game first half lows in net yards (134) and net passing yards (101).
- Tied for the team lead with 12 tackles (eight solo) in a Week 10 loss against St. Louis (11/10).
- In a Week 11 victory at Tennessee (11/14), tied for the team lead with 10 tackles (six solo).
- Led the team with 13 tackles (nine solo), while contributing with one interception, one pass defended and one fumble recovery during the team's Week 13 win against Tennessee (12/1). The interception came on the Titans final possession of the game with 33 seconds remaining in the fourth quarter. It was his first of the season and the second of his career. Recovered his first career fumble off of a Robert Mathis sack-forced fumble.
- In a Week 15 victory against Houston (12/15), led the team with 10 tackles (seven solo) and a career-high two forced fumbles. Tied Tony Siragusa (five) for the most career forced fumbles by an undrafted Colts player. The two forced fumbles are the most for a Colts defensive player in a game dating back to Sept. 19, 2010 (Dwight Freeney against the New York Giants).
- Recorded a team-leading seven tackles (three solo), 1.0 sack, one interception, one forced fumble, one fumble recovery and two passes defended in a Week 16 win at Kansas City (12/22). With his sack, he tied Larry Chester (6.5) for the third-most career sacks by a Colts undrafted player. With his forced fumble, he set a franchise record for the most forced fumbles by a Colts undrafted player in franchise history, topping Tony Siragusa's previous record of five. His fumble recovery led to a Colts touchdown two plays later. Was named AFC Defensive Player of the Week for his performance.
- In a Week 17 victory against Jacksonville (12/29), led the team with 10 tackles (six solo). Also contributed with 1.0 sack, one forced fumble and two passes defended. The forced fumble led to a Colts touchdown. Passed Larry Chester (6.5) for sole possession of the third-most sacks by an undrafted player in Colts history.

- Started at WILL linebacker during the team's AFC Wild Card Playoff victory against Kansas City (1/4/14) and recorded nine tackles (six solo), one tackle for loss and one pass defended.
- Led the team with 15 tackles (eight solo) in the team's AFC Divisional Playoff loss at New England (1/11/14).

2012 (COLTS):

- Started at inside linebacker in all 16 games. Led the team with 203 tackles (116 solo), 2.0 sacks, one interception, three passes defended and one forced fumble.
- In his first career NFL start at Chicago (9/9), led the team with 13 tackles (six solo), one pass defended and one interception, which he returned four yards for a touchdown.
- Led the team in tackles (18) while contributing with his first career sack and forced fumble against Minnesota (9/16).
- Led the team in tackles for the fifth consecutive week with a career-high 19 (eight solo) against the New York Jets (10/14).
- Led the team in tackles for the ninth occasion of the season against Buffalo (11/25) with 18 (13 solo), which tied his second-highest single-game total. Added his second sack of the year when he brought down Bills quarterback Ryan Fitzpatrick in the first quarter.
- Recorded 15 stops (10 solo) in the team's playoff-clinching victory at Kansas City (12/23).
- Led the team in tackles (11) for the 13th game starting at WILL linebacker against Houston (12/30). With 11 tackles, he became the second Colts defender to top 200 tackles in a season and set a new franchise record while ranking fifth in the NFL for tackles in a season with 203, topping Jeff Herrod's mark of 200 in 1994.
- Started at WILL linebacker in his first career playoff game and contributed with six tackles (two solo) at Baltimore (1/6/13).

CFL CAREER:

- In three seasons with the Saskatchewan Roughriders of the CFL (2009-2011), totaled 144 tackles, 13.0 sacks, three interceptions, four fumble recoveries and one touchdown.
- Was a three-time CFL Defensive Player of the Week and 2011 CFL All-Star.
- Participated in two CFL Grey Cup games with the Roughriders.

COLLEGE:

- Finished his career at the University of Mary Hardin-Baylor (2004-07) as the school's all-time leader in tackles and became the first Cru player to go over 300 career tackles.
- Named *D3football.com* Defensive Player of the Year as a senior.
- Was a three-time First Team All-America Southwest Conference selection.
- Finished his senior season with 112 tackles, 18.5 tackles for loss, 6.0 sacks, three forced fumbles, seven passes defended and one blocked punt that he returned for a touchdown.

PERSONAL:

- Attended University High School in Waco, Texas where he grew up.
- Founded Jerrell Freeman's Rise Above Foundation, which provides inner-city and low-income children with educational opportunities and resources.
- Participated in numerous NFL PLAY 60 activities and events.
- Volunteered at the Indianapolis Humane Society.
- Served meals to homeless men at Wheeler Mission as part of the Safe Coverage Foundation visit.
- Assisted in the annual Colts Playground Build.
- Served as a host during the United Way Cold Feet Warm Shoes event.
- Took part as a Colts Community Ticket Block sponsor.
- Donated youth sports equipment for the Waco School Corporation's Explosion Disaster Relief.

CAREER REGULAR SEASON STATISTICS

Year	GP	GS	Solo	Asst.	Total	Sacks	PD	FF	FR	INT	Yds	Avg.	LG	TD
2014 IND	12	12	78	66	144	1.5	6	1	0	0	0	0.0	0	0
2013 IND	16	16	111	58	169	5.5	6	6	2	2	13	6.5	13	0
2012 IND	16	16	116	87	203	2.0	3	1	0	1	4	4.0	4t	1
TOTAL	44	44	305	211	516	9.0	15	8	2	3	17	5.7	13	1

CAREER POSTSEASON STATISTICS

Year	GP	GS	Solo	Asst.	Total	Sacks	PD	FF	FR	INT	Yds	Avg.	LG	TD
2014 IND	3	3	27	10	37	1.5	0	1	1	0	0	0.0	0	0
2013 IND	2	1	14	10	24	0.0	1	0	0	0	0	0.0	0	0
2012 IND	1	1	2	4	6	0.0	0	0	0	0	0	0.0	0	0
TOTAL	6	5	43	24	67	1.5	1	1	1	0	0	0.0	0	0

SPECIAL TEAMS TACKLES: 5 (2012 - 5)



GETTING TO KNOW JERRELL FREEMAN

Favorite team and/or athlete outside of football: Dallas Mavericks and Dirk Nowitzki

Favorite musician and/or song: "Standing Ovation" by Young Jeezy

Hobbies outside of football: Sleeping



What is something interesting about you that most people may not know: I am extremely goofy and sarcastic

Favorite food: Anything from Cold Stone

Favorite vacation spot: My bed

Favorite movie: *Training Day*

What's the one thing you couldn't live without: Family



FRANK GORE

23 RUNNING BACK

5-9 217 MIAMI (FL)

NFL Exp: 11 (1st Year with Colts)

Born: 5/14/83

How Acquired: UFA – 2015 (SF)

GP/GS (Postseason): 148/134 (8/8)

CAREER TRANSACTIONS:

- Signed by the Colts as an unrestricted free agent on March 10, 2015.
- Selected by the San Francisco 49ers in the third round (65th overall) of the 2005 NFL Draft.

PRO CAREER:

- Has been selected to five Pro Bowls (2006, 2009, 2011, 2012 and 2013).
- Has rushed for 11,073 yards, the 20th most in NFL history.
- Is one of only 11 players in NFL history to have at least eight 1,000-yard rushing seasons.
- Is one-of-four players to rush for 11,000 yards while playing for one team.
- Surpassed 10,000 career rushing yards on Sept. 7, 2014 and became the 29th player in NFL history to rush for 10,000-or-more yards in a career, and just the 10th player to reach that mark while also playing 10 seasons with one team. He's also one of only two players drafted in the third round or later to rush for 10,000 yards. The other is Pro Football Hall of Famer Curtis Martin.
- Ranks first in 49ers history in rushing yards (11,073), attempts (2,442) and touchdowns (64).
- Ranks second in 49ers history in yards from scrimmage (13,956), trailing only Pro Football Hall of Fame wide receiver Jerry Rice (19,872).
- Logged seven 1,000-yard rushing seasons (2006-09, 2011-13), the most 1,000-yard seasons in 49ers history. Gore's seven 1,000-yard rushing seasons rank second among all active players, trailing only Steven Jackson.
- In 2009, Gore and tight end Vernon Davis became just the second set of 49er teammates to each have at least 13 touchdowns in a season. In 1995, wide receiver Jerry Rice had 17 and running back Derek Loville had 13.
- Since his rookie season in 2005, the 49ers were 39-8-1 when Gore had 20-plus carries and 31-8 when he broke the 100-yard plateau.
- With 23 touches (21 carries, two receiving) at New England on Dec. 16, 2012, reached 2,197 total touches and surpassed running back Roger Craig for the most in 49ers history.
- Scored 76 total touchdowns (64 rushing, 11 receiving, one fumble return) while playing in San Francisco, good for the third-most in 49ers history.
- His 11,073 rushing yards since his rookie season in 2005 rank as the most in the NFL during that time span.
- Earned Pro Bowl honors in 2006 after setting single-season franchise records in San Francisco with 312 carries, 1,695 rushing yards, 2,180 total yards from scrimmage and nine 100-yard rushing games.
- Has the most 100-yard rushing games in 49ers history (39). His seven 150-yard performances are also the most in San Francisco franchise history.

SINGLE-GAME HIGHS

Att:	31, two times (Last: at DEN 10/30/11)
Yards:	212 vs. SEA (11/19/06)
TDs:	2, 10 times (Last: at JAX 10/27/13)
LG:	80t vs. SEA (9/20/09)
Rec:	11 at ARZ (11/25/07)
Yards:	102 at KC (9/26/10)
TDs:	1, 11 times (Last: vs. PHI 9/28/14)
LG:	55t vs. PHI (9/28/14)

- Has the most consecutive 100-yard rushing games (five) in 49ers history.
- Ranks second in San Francisco franchise history in receptions (342) and receiving yards (2,883) by a running back.
- In 2006 and 2010, was named the recipient of the 49ers Bill Walsh Award.
- Set a 49ers single-game rushing record with 212 yards vs. Seattle on November 19, 2006.
- Has started 60 consecutive games at running back, which is the most among all active running backs in the NFL.

QUICK HITS

Gore has been selected to five Pro Bowls (2006, 2009, 2011, 2012 and 2013) and is one of only 11 players in NFL history to have at least eight 1,000-yard rushing seasons.

Following his 10-year career with San Francisco, Gore ranks first in 49ers history in rushing yards (11,073), attempts (2,442) and touchdowns (64) and ranks second in yards from scrimmage (13,956), trailing only Pro Football Hall of Fame wide receiver Jerry Rice (19,872).

2014 (49ERS):

- Started all 16 games at running back and totaled 255 carries for 1,106 yards and four touchdowns while contributing with 11 receptions for 111 yards and one touchdown.
- Recorded 16 carries for 66 yards at Dallas (9/7), surpassing 10,000 career yards.
- Rushed for 119 yards on 24 carries while adding one reception for 55 yards and one touchdown against Philadelphia (9/28). It marked his 36th career 100-yard game and his first since 12/8/13 (110 yards against Seattle). He hauled in a 55-yard touchdown pass from quarterback Colin Kaepernick, marking the longest reception of his career and the longest by a 49ers running back since 12/12/10 when Brian Westbrook had a 62-yard touchdown reception against Seattle.
- Registered 18 carries for 107 yards against Kansas City (10/5), to move him past running back Ottis Anderson with the 26th-most rushing yards in NFL history. He rushed for 100-plus yards in consecutive weeks for the first time since registering five consecutive 100-yard games in 2011 (Oct. 2, 2011 – Nov. 6, 2011).
- Rushed for 158 yards and one touchdown on 26 carries (6.1 avg.) against San Diego (12/20), the fifth-most rushing yards in a single game in his career. His 52-yard touchdown run on the opening series of the game was his longest rush since Oct. 16, 2011 at Detroit (55 yards) and his longest touchdown run since Nov. 1, 2009 at Indianapolis (64 yards). He became the first player in the NFL to record a rushing touchdown and touchdown reception of 50-plus yards during the season (55-yard touchdown reception against Philadelphia on 9/28). He and quarterback Colin Kaepernick (151 yards) became the first 49ers teammates to rush for over 100 yards in the same game since Nov. 13, 1977 when Wilbur Jackson had 123 yards on the ground and Delvin Williams rushed for 110 yards. He and Kaepernick also became the fourth pair of teammates to rush for 150 plus yards in a game in NFL History, and the first since 1976.
- Recorded 25 carries for 144 yards against Arizona (12/28). Finished the season with 1,106 rushing yards, marking his fourth consecutive 1,000-yard season and the eighth of his career. He also surpassed 11,000 rushing yards for his career.

2013 (49ERS):

- Started all 16 games at running back and compiled 276 rushes for 1,128 yards and nine touchdowns. He added 16 receptions for 141 yards.
- With 21 carries for 44 yards and one touchdown, and two receptions for 21 yards against Green Bay (9/8), he passed running back Roger Craig (11,506 yards) and moved into second place in franchise history with 11,535 total yards from scrimmage.
- With 21 receiving yards against Indianapolis (9/22), he finished the game with 2,687 career receiving yards, moving into second place in franchise history for the most receiving yards by a running back. Running back Roger Craig holds the franchise record with 4,442 career receiving yards.
- Along with quarterback Colin Kaepernick, the duo had two rushing touchdowns at Jacksonville (10/27), and it marked the first time the 49ers had a quarterback and running back each run for two touchdowns in the same game since Oct. 1, 1961 (quarterback Billy Kilmer and running back/fullback J.D. Smith). The last time it happened in the NFL was on Nov. 9, 2003 (San Diego quarterback Doug Flutie and running back LaDainian Tomlinson). The 49ers four rushing touchdowns against the Jaguars tied for the most by any team in the NFL during the 2013 season.
- With a start at New Orleans (11/17), Gore moved past running back Ken Willard for the second most games played by a running back in franchise history with 125 games.
- Rushed for a game-high 110 yards on 17 carries (6.5 avg.) vs. Seattle (12/8), including a season-long 51-yard run late in the fourth quarter to set up the game-winning field goal by kicker Phil Dawson. The 51-yard run by Gore was his longest since Oct. 16, 2011 at Detroit (55 yards). It was Gore's third 100-yard game of the season and 35th of his career. His 35 career 100-yard games are the second-most among all players since 2005. The 49ers improved to 28-7 when Gore rushes for 100-yards-or-more.
- With 86 yards rushing on 22 carries at Tampa Bay (12/15), eclipsed 1,000 rushing yards for the season (1,017



yards), marking the seventh time in nine seasons that he has rushed for 1,000 yards. He also became just the 20th player in NFL history to register at least seven career 1,000-yard rushing seasons.

- Notched 21 carries for 97 yards and one touchdown against Atlanta (12/23), becoming just the sixth active player to reach 60 career rushing touchdowns.
- Had 20 carries for 66 yards and one touchdown at Green Bay (1/5/14) in the NFC Wild Card Playoffs, marking his fifth career postseason rushing touchdown, which is tied for the fourth-most postseason rushing touchdowns in franchise history.
- Tallied 17 carries for 84 yards at Carolina (1/12/14) in the NFC Divisional Playoffs, including a 39-yard run in the fourth quarter. Rushed for 632 yards in the postseason, ranking second in franchise history for the most postseason rushing yards.

2012 (49ERS):

- Started all 16 games at running back and recorded 258 carries for 1,214 yards and eight touchdowns while totaling 28 catches for 234 yards and one touchdown.
- Led the NFL in rushing yards (319) and rushing touchdowns (four) in the 2012 postseason.
- His 4.7-yard rushing average was the sixth-highest in the NFL (minimum 200 attempts). He ranked 10th in the NFL and fifth in the NFC with 1,214 rushing yards on the season.
- Rushed for 131 yards on 16 carries (8.2 avg.) against Seattle (10/18).
- Scored his 50th career rushing touchdown and 60th total touchdown on a one-yard run in the third quarter against Miami (12/9).
- Registered his first career fumble return for a touchdown, scooping up a fumble by quarterback Colin Kaepernick and taking it nine yards for a touchdown at New England (12/16).
- Notched his first career 100-yard game in the postseason, rushing for 119 yards and one touchdown on 23 carries against Green Bay (1/12/13) in the NFC Divisional Playoffs.
- Led the 49ers with 21 carries for 90 yards and two touchdowns at Atlanta (1/20/13) in the NFC Championship Game. It marked his first career multiple-touchdown performance in the postseason.
- Rushed for 110 yards and one touchdown on 19 carries against Baltimore (2/3/13) in Super Bowl XLVII, setting the franchise record for most rushing yards in a Super Bowl. Scored on a six-yard touchdown run, marking his fourth rushing touchdown of the postseason.

2011 (49ERS):

- Started all 16 games at running back and posted 282 carries for 1,211 yards and eight touchdowns while contributing with 17 receptions for 114 yards.
- Earned Pro Bowl honors after setting the career record for most rushing yards in franchise history (7,625). Recorded the second-most career rushing attempts (1,653) and a new team record for hitting the century mark on the ground in five consecutive games (127 yards at Philadelphia, 125 against Tampa Bay, 141 at Detroit, 134 against Cleveland and 107 yards at Washington).
- Rushed for 127 yards and a touchdown at Philadelphia (10/2), marking his 25th career 100-yard game. His score with 3:00 remaining in the game gave the 49ers a 24-23 lead in the come-from-behind victory.
- Ran for 125 yards and one touchdown vs. Tampa Bay (10/9), moving him into fourth place in franchise history with 38 career rushing touchdowns.
- Scored his fourth rushing touchdown of the season at Detroit (10/16) and ran for 141 rushing yards on 15 carries.
- Moved into second place in franchise history for rushing yards with 134 yards and a touchdown against Cleveland (10/30), passing running back Roger Craig (7,064). With 134 rushing yards on the day, hit the century mark on the ground in four consecutive games for the first time in his career. His touchdown marked the first time in his career that he scored a rushing touchdown in four-straight games.
- Recorded 107 rushing yards on 19 carries at Washington (11/6), setting a franchise record with five consecutive 100-yard rushing games.
- Broke the record for most rushing yards in franchise history vs. St. Louis (12/4), passing 49ers and Pro Football Hall of Fame fullback Joe Perry (7,344). Gore broke the record on a two-yard run in the second quarter and finished the day with 73 yards on 21 carries.
- Notched his fifth 1,000-yard rushing season of his career at Arizona (12/11), recording 72 yards and one touchdown on 10 carries. Gore registered his sixth rushing touchdown of the season and 41st of his career on a 37-yard run, the team's longest rushing touchdown of the season.

2010 (49ERS):

- Started all 11 games he played in at running back and finished with 203 carries for 853 yards and three touchdowns while adding 46 receptions for 452 yards and two touchdowns.
- With 112 yards rushing vs. New Orleans (9/20), set the franchise record for the most career 100-yard games (21), passing running back Joe Perry (20). He finished the day against New Orleans with a team-high seven receptions for 56 yards and 168 total yards from scrimmage. It marked the second time in his career that he recorded a rushing and receiving touchdown in the same game (at Arizona 9/13/09).



- Registered nine receptions for a career-high 102 yards, marking the first 100-yard receiving game of his career. The last 49ers running back to eclipse the 100-receiving yard plateau was running back Garrison Hearst at Chicago (10/28/01) when he had four receptions for 105 yards with one touchdown.
- Had six receptions for 60 yards at Atlanta (10/3), marking the fourth game in the 2010 season he registered at least six receptions and the third consecutive game with at least 50 yards receiving. It marked the first time in his career that he had recorded at least six receptions in four consecutive games.
- Eclipsed the 100-yard plateau for the second time in the season, rushing for 149 yards on 25 carries against Oakland (10/17). Moved into third on the 49ers all-time rushing list with 6,032 rushing yards passing running back Ken Willard (5,930).
- Eclipsed the 100-yard plateau for the fourth time in the season against Denver (10/31), rushing for 118 yards and one touchdown on 29 carries. It marked his third consecutive 100-yard performance. The last time he accomplished the feat was Nov. 12, 2006 (159 yards at Detroit), Nov. 19, 2006 (212 yards vs. Seattle) and Nov. 26, 2011 (134 yards at St. Louis).
- Scored on a one-yard touchdown run, set up by a 65-yard pass from quarterback Troy Smith to wide receiver Josh Morgan against St. Louis (11/14).
- Moved past running back Joe Perry (8,624) into fourth place on the 49ers all-time yards from scrimmage list after rushing for 60 yards vs. Tampa Bay (11/21) to bring his total career to 8,645 yards.

2009 (49ERS):

- Started all 14 games he played in at running back and registered 229 carries for 1,120 yards and 10 touchdowns while adding 52 catches for 406 yards and three touchdowns.
- Logged his fourth consecutive 1,000-yard rushing season (2006-09), becoming the only player in 49ers history to record four 1,000-yard seasons.
- Set career highs with 13 combined touchdowns (10 rushing, three receiving). His 10 rushing touchdowns tied a single-season team record with running backs Derek Loville (1995), Ricky Watters (1993), Billy Kilmer (1961), J.D. Smith (1959) and Joe Perry (1953).
- Ranked tied for second in the NFC and tied for eighth in the NFL in scoring (78).
- Finished the season ranked fifth in the NFC and tied for 11th in the NFL with 1,120 rushing yards and 10 rushing touchdowns.
- Registered a rushing touchdown and a receiving touchdown in the same game for the first time in his career at Arizona (9/13).
- Scored rushing touchdowns of 79 and 80 yards, breaking his career long twice in the same game against Seattle (9/20). Joined running back Barry Sanders (at Tampa Bay (80, 82) 10/12/97) as the only players in NFL history to register touchdown runs of 75 plus yards in the same game. Set a new career-high with 246 yards from scrimmage (207 rushing yards, 39 receiving yards). Became the first player in franchise history to have two runs of 79 yards-or-more in the same game. Named NFC Offensive Player of the Week and FedEx Ground Player of the Week for his performance.
- Registered a 64-yard touchdown run against Indianapolis (11/1). It marked his third rushing touchdown of the season over 60 yards, a feat that hadn't been accomplished by a 49er since running back Garrison Hearst (96t, 71t and 70t) in 1998. Along with Jaguars running back Maurice Jones-Drew, became the first players to record three rushing touchdowns over 60 yards in one season since 2003 (Ahman Green - 98t, 65t and 60t; RB Jamal Lewis - 82t, 72t and 63t).
- Extended his career-long streak of consecutive games with a touchdown to five with a four-yard touchdown reception against Jacksonville (11/29), becoming the first 49er to score a touchdown in five consecutive games since wide receiver Terrell Owens (Nov. 4, 2001 - Dec. 2, 2001).
- Named NFC Offensive Player of the Week for his performance vs. Arizona (12/14) on Monday Night Football. Rushed for 167 yards and one touchdown. His 167 rushing yards were the highest rushing total on Monday Night Football in franchise history (Garrison Hearst, 198 yards rushing against Detroit 12/14/98). With 104 yards rushing in the first half, it marked the second time in 2009 that he eclipsed the 100-yard rushing plateau before halftime against Seattle (9/20).
- Rushed for 107 yards on 16 carries at Philadelphia (12/20), becoming the first running back in 20 regular season games to rush for over 100 yards against the Eagles.

2008 (49ERS):

- Started all 14 games at running back and registered 240 rushes for 1,036 yards and six touchdowns. Contributed with 43 receptions for 373 yards and two touchdowns.
- Became the first player in 49ers history to record three consecutive 1,000-yard seasons.
- Totaled 151 yards of offense in the season opener against Arizona (9/7), rushing for 96 yards on 14 carries, including a 41-yard touchdown run, and catching four passes for 55 yards.
- Rushed for 130 yards and a touchdown on 27 carries against Detroit (9/21).



- Scored two first half touchdowns against St. Louis (11/16), marking his 15th career 100-yard rushing game.
- Recorded 52 rushing yards and a touchdown against the New York Jets (12/7) before leaving the game with an ankle injury in the third quarter.

2007 (49ERS):

- Started all 15 games at running back and tallied 260 carries for 1,102 yards and five touchdowns while adding 53 catches for 436 yards and one touchdown.
- Posted a team-high 53 receptions for 436 yards and a touchdown, despite playing the majority of season with a nagging ankle injury in addition to being slowed with a broken hand suffered in training camp. Finished sixth in NFL in combined yards with 1,533 yards (1,102 rushing, 436 receiving).
- Named the 15th winner of the annual Garry Niver Award by reporters covering the team who represent the San Francisco Chapter of the Pro Football Writer's Association in December of 2007.
- Gained 81 yards on 20 carries with two touchdowns at St. Louis (9/16), with one of his scores coming on a 43-yard run on fourth-and-one in the third quarter.
- Inactive at Atlanta (11/4) due to the ankle injury originally suffered at the New York Giants (10/21), which was further aggravated vs. New Orleans (10/28).
- Named NFC Offensive Player of the Week after having one of his best outings of the season at Arizona (11/25), rushing for 116 yards and two touchdowns on 21 carries and recording a career-high with 11 receptions while adding 98 receiving yards. The 11 receptions by a running back marked the second most in team history, behind the 12 receptions running back Roger Craig totaled twice.
- Ran for a season-high 138 yards on 29 carries vs. Cincinnati (12/15).

2006 (49ERS):

- Started all 16 games at running back and totaled 312 carries for 1,695 yards and eight touchdowns. Also contributed with 61 receptions for 485 yards and one touchdown.
- Named to the Pro Bowl after setting single season franchise records with 312 carries and 1,695 yards to go along with eight touchdowns, while also recording a team-high 61 receptions for 485 yards with a score.
- His 2,180 yards from scrimmage set a franchise record, and ranked fourth in the NFL and second in the NFC.
- Finished third in the NFL and led the NFC in rushing yards with 1,695, while ranking third in the NFL with a 5.4-yard rushing average. Also led the NFL with 16 rushes of 20 yards or more.
- Recorded nine 100-yard games in 2006, which shattered the previous franchise record of six by running backs Garrison Hearst (1998) and Roger Craig (1988).
- Earned the 49ers 2006 Ed Block Courage Award for his tireless work ethic and determination while rehabilitating two surgically repaired shoulders during the 2006 offseason. Also named co-recipient of the 2006 Bill Walsh Award along with cornerback Walt Harris.
- Named NFC Offensive Player of the Week for his performance against Oakland (10/8) after rushing 27 times for 134 yards and hauling in three receptions for 38 yards.
- Posted 22 carries for 159 yards (7.2 avg.) at Detroit (11/12). Took a third-and-16 draw play for 61 yards and a touchdown, breaking several tackles en route to the end zone. Had 148 yards at halftime, a career-high and franchise record for rushing yards in a half.
- Named NFC Offensive Player of the Week after having a record day against Seattle (11/19), carrying the ball 24 times for a franchise record and career-high 212 yards. Also caught four passes for 26 yards and established a career-high with 238 combined yards.
- Registered 29 carries for 144 yards and four receptions for 34 yards and his first career receiving touchdown on Thursday Night Football at Seattle (12/14).
- Capped his outstanding season at Denver (12/31) with a then-career-high 31 carries for 153 yards, marking a franchise record of nine 100-yard rushing games in a season.

2005 (49ERS):

- Participated in 14 games (one start) in his rookie season and notched 127 carries for 608 yards and three touchdowns while totaling 15 catches for 131 yards.
- Led the team in rushing with 608 yards on 127 carries with three rushing touchdowns, adding 15 receptions for 131 yards. The last time a rookie led the 49ers in rushing was 1990 when running back Dexter Carter recorded 460 yards. The 608 yards were the most for a 49ers rookie since running back Roger Craig had 725 yards rushing in 1983.
- Rushed for 17 yards on four carries and caught two passes for 21 yards in his first career game against St. Louis (9/11).
- Recorded a 72-yard touchdown in the fourth quarter at Washington (10/23) to mark his first career rushing touchdown.
- Made his first NFL start and had over 100 combined yards, recording 79 yards rushing on 19 attempts and 57 receiving yards on three receptions at Jacksonville (12/18).
- Registered his first career 100-yard game against Houston (1/1) with 108 yards on 25 carries.

COLLEGE:

- Rushed for 1,975 yards at the University of Miami (Fla.), finishing his college career ranked seventh on the school's career rushing list.
- Also caught 23 passes for 225 yards (9.8 avg.), returned two kickoffs for 48 yards and recorded five tackles on special teams.
- Finished his final season with career-highs for rushing yards (945), carries (197) and touchdowns (eight) as he ranked fourth in the ACC in rushing yards.

PERSONAL:

- Attended Coral Gables (Fla.) High School, where he was one of the nation's most heavily-recruited running backs after setting a Dade County record for rushing yards in a season with 2,953 yards and 34 touchdowns as a senior in 2000.
- Rushed for 1,559 yards and 28 touchdowns as a junior in 1999 in addition to posting 301 receiving yards and four more scores through the air.
- Listed as the best running back on the *Florida Times-Union* Super 75 list and earned *SuperPrep* All-America honors.
- Majored in business management and organization at Miami.
- A native of Coral Gables, Fla.

CAREER REGULAR SEASON STATISTICS

Year	RUSHING							RECEIVING				
	GP	GS	No.	Yards	Avg.	LG	TD	No.	Yards	Avg.	LG	TD
2014 SF	16	16	255	1,106	4.3	52t	4	11	111	10.1	55t	1
2013 SF	16	16	276	1,128	4.1	51	9	16	141	8.8	29	0
2012 SF	16	16	258	1,214	4.7	37	8	28	234	8.4	26	1
2011 SF	16	15	282	1,211	4.3	55	8	17	114	6.7	13	0
2010 SF	11	11	203	853	4.2	64	3	46	452	9.8	41	2
2009 SF	14	14	229	1,120	4.9	80t	10	52	406	7.8	48	3
2008 SF	14	14	240	1,036	4.3	41t	6	43	373	8.7	26	2
2007 SF	15	15	260	1,102	4.2	43t	5	53	436	8.2	23t	1
2006 SF	16	16	312	1,695	5.4	72	8	61	485	8.0	39	1
2005 SF	14	1	127	608	4.8	72t	3	15	131	8.7	47	0
TOTAL	148	134	2,442	11,073	4.5	80t	64	342	2,883	8.4	55t	11

CAREER POSTSEASON STATISTICS

Year	RUSHING							RECEIVING				
	GP	GS	No.	Yards	Avg.	LG	TD	No.	Yards	Avg.	LG	TD
2013 SF	3	3	48	164	3.4	39t	1	3	36	12.0	17	0
2012 SF	3	3	63	319	5.1	33	4	2	48	24.0	45	0
2011 SF	2	2	29	163	5.6	42	0	13	83	6.4	24	0
TOTAL	8	8	140	646	4.6	42	5	18	167	9.3	45	0

GETTING TO KNOW FRANK GORE

Favorite team and/or athlete outside of football: Miami Heat/LeBron James

Favorite food: Seafood

Favorite vacation spot: Hawaii

Favorite movie: *Little Giants*



WINSTON GUY

27 SAFETY

6-1 220 KENTUCKY

NFL Exp: 3 (2nd Year with Colts)

Born: 4/23/90

How Acquired: FA – 2014

GP/GS (Postseason): 20/5 (1/0)

CAREER TRANSACTIONS:

- Signed by the Colts to a reserve/future contract on January 19, 2015.
- Signed by the Colts to the practice squad on October 3, 2014.
- Waived by the Jacksonville Jaguars on September 29, 2014.
- Acquired off waivers (Seattle) by the Jaguars on September 1, 2013.
- Waived by the Seahawks on August 31, 2013.
- Originally selected by Seattle in the sixth round (181st overall) of the 2012 NFL Draft.

U SINGLE-GAME HIGHS

Tackles:	8 vs. HOU (12/5/13)
Sacks:	1.0, two times (Last: at WAS 9/14/14)
FF:	1 vs. BUF (12/15/13)
FR:	0
Int:	0
PD:	1, two times (Last: vs. IND 9/21/14)

2014 (JAGUARS/COLTS):

- Played in four games (three starts) with the Jaguars before being released on September 29, 2014.
- In a Week 2 contest at Washington (9/14), finished with seven total tackles and 1.0 sack on quarterback Kirk Cousins to push the Redskins out of field goal range before halftime.
- Recorded three total tackles and one pass defended against Indianapolis (9/21).
- Was waived by the Jaguars on September 29 and signed by the Colts to the practice squad on October 3 where he remained for the rest of the regular season and playoffs.

2013 (JAGUARS):

- Competed in 14 games (two starts) and finished with 24 total tackles (18 solo), 1.0 sack, one forced fumble and one pass defended.
- Finished with eight total tackles (six solo) in the first start of his career against Houston (12/5).
- Against Buffalo, recorded six solo tackles in addition to his first career sack and forced fumble on a takedown of quarterback E.J. Manuel in the third quarter (12/15).

2012 (SEAHAWKS):

- Appeared in two games as a rookie, but did not record a tackle during the regular season.
- Saw action in the NFC Divisional Playoff game at Atlanta (1/13/13) and had two solo tackles.
- Was suspended by the NFL for four games on November.

COLLEGE:

- Started 24-of-50 games at the University of Kentucky, finishing with 283 tackles, five interceptions, 18 tackles for loss, seven passes defended, one forced fumble and one fumble recovery.
- Played a different position each year: cornerback as a freshman, free safety as a sophomore, strong safety as a junior and hybrid safety/linebacker as a senior.

PERSONAL:

- Attended Lexington (Ky.) Catholic High School where he was an all-state first-team selection and helped lead the school to a 13-2 mark and Class 4A state championship as a senior.
- Totaled 75 tackles, 18.5 tackles for loss, 7.5 sacks, two forced fumbles and two blocked kicks in his final season along with six touchdowns at running back and two kickoff returns for scores.
- Set the school record with 19.5 career sacks.
- Was a participant in the Colts Veterans Day School Visit.
- A native of Lexington, Ky.

ADMINISTRATION

COACHING
STAFFFOOTBALL
OPERATIONSBUSINESS
OPERATIONS

PLAYERS

2014 SEASON
IN REVIEWCOLTS
HISTORY

RECORDS

COLTS IN THE
COMMUNITY



CAREER REGULAR SEASON STATISTICS

Year	GP	GS	Solo	Asst.	Total	Sacks	PD	FF	FR	INT	Yds	Avg.	LG	TD
2014 JAX/IND	4	3	10	4	14	1.0	1	0	0	0	0	0.0	0	0
2013 JAX	14	2	18	6	24	1.0	1	1	0	0	0	0.0	0	0
2012 SEA	2	0	0	0	0	0.0	0	0	0	0	0	0.0	0	0
TOTAL	20	5	28	10	38	2.0	2	1	0	0	0	0.0	0	0

CAREER POSTSEASON STATISTICS

Year	GP	GS	Solo	Asst.	Total	Sacks	PD	FF	FR	INT	Yds	Avg.	LG	TD
2012 SEA	1	0	2	0	0	0.0	0	0	0	0	0	0.0	0	0
TOTAL	1	0	2	0	0	0.0	0	0	0	0	0	0.0	0	0

SPECIAL TEAMS TACKLES: 4 (2013 - 4)

GETTING TO KNOW WINSTON GUY

Favorite team and/or athlete outside of football: Sean Taylor

Favorite musician and/or song: Jay-Z – “You Don’t Know”

Hobbies outside of football: Playing video games

What is something interesting about you that most people may not know: I like to DJ

Favorite food: BBQ food

Favorite vacation spot: Miami

If you could have lunch with three people, living or dead, who would they be: Kobe Bryant, LeBron James and Michael Jordan

Favorite movie: *Bad Boys 2*

What’s the one thing you couldn’t live without: My parents



JONOTTHAN HARRISON
72 CENTER
 6-4 308 FLORIDA

NFL Exp: 2 (2nd Year with Colts)

Born: 8/25/91

How Acquired: FA – 2014

GP/GS (Postseason): 15/10 (1/0)

CAREER TRANSACTIONS:

- Signed by the Colts as an undrafted free agent on May 12, 2014.

2014 (COLTS):

- Completed in 15 games (10 starts) at center and was part of a unit that assisted the offense in setting a single-season franchise record for net yards (6,506).
- In the season opener at Denver (9/7), saw action on special teams in his first career NFL contest.
- Started his first career NFL game at center in the team’s Week 5 win against Baltimore (10/5). Was part of an offensive line that allowed only 1.0 sack as the Colts generated 432 yards of net offense.
- In a Week 6 victory at Houston (10/9), started at center and provided time for the Colts offense to register 456 net yards as quarterback Andrew Luck threw for 370 yards and three touchdowns.
- Started at center in a Week 7 win against Cincinnati (10/19) and assisted the Colts offense in generating 506 net yards. Blocked for Andrew Luck to throw for his franchise-tying fifth consecutive 300-plus yard passing outing.
- In a Week 9 victory at the New York Giants (11/3), started at center and blocked for Andrew Luck to throw four touchdowns as the offense compiled 443 net yards. Was part of an offensive line that allowed only 1.0 sack.
- Helped the Colts offense generate 389 net yards, starting at center in a Week 12 win against Jacksonville (11/23). The team’s 175 rushing yards was the highest total during the season and the most dating back to a September 22, 2013 in a win at San Francisco (184).



- In a Week 13 victory against Washington (11/30), started at center and provided time for the offense to record 487 net yards. It was the team's ninth game with 400-plus net yards, which set a franchise single-season record. Blocked for Andrew Luck to throw for 370 yards and a new career-high five touchdown passes.
- Participated in his first career postseason contest on special teams during Indianapolis' AFC Wild Card Playoff win against Cincinnati (1/4/15).
- Listed as inactive for the team's AFC Divisional Playoff victory at Denver (1/11/15).
- Was inactive for the team's AFC Championship Game loss at New England (1/18/15).

COLLEGE:

- Appeared in 51 games and made 39 starts in four seasons at Florida.
- As a senior in 2013, started all 12 games at center and was voted a team captain for the year by his teammates.
- Was the only offensive lineman on the team to start at the same position in all 12 games and was named to the 2013 Rimington Award watch list.
- As a junior in 2012, started at center in all 13 games and earned Phil Steele Midseason All-SEC third-team honors.

PERSONAL:

- Attended South Lake High School in Groveland, Fla. and participated in the Offense/Defense All-American Bowl.
- Was selected as the Offense/Defense All-American Bowl Offensive Lineman of the Year.
- Selected to the *Orlando Sentinel's* All-Central Florida first-team list.
- Rated as a four-star offensive guard prospect by *Rivals.com*.
- Was selected as the team's MVP and Offensive Player of the Year as a senior.
- Participated in Shop With a Colt and Humane Society of Indianapolis events.
- Graduated with a bachelor's degree in criminology and anthropology.
- A native of Groveland, Fla.

CAREER GP/GS (POSTSEASON):

2014 IND: 15/10 (1/0)

TOTAL: 15/10 (1/0)

GETTING TO KNOW JONOTTHAN HARRISON

Favorite team and/or athlete outside of football: Dan Henderson MMA/UFC

Favorite musician and/or song: Rich Gang – "Lifestyle"

Hobbies outside of football: Outdoor activities and Xbox

What is something interesting about you that most people may not know: I played french horn and guitar before I touched a football.


Favorite food: Oxtail (Jamaican dish)

Favorite vacation spot: Jamaica

If you could have lunch with someone, living or dead, who would it be: My grandfather

Favorite movie: The *Meet the Parents* series

What's the one thing you couldn't live without: Nature (woods, bodies of water, mountains, etc.), I find it very relaxing and a method of decompressing.



Pro Bowl: 3
 2003, 05, 07

MATT HASSELBECK

8

QUARTERBACK
6-4 235 BOSTON COLLEGE
NFL Exp: 17 (3rd Year with Colts)

Born: 9/25/75

How Acquired: FA – 2013

GP/GS (Playoffs): 201/152 (11/11)

CAREER TRANSACTIONS:

- Signed by the Colts as a free agent on March 19, 2013.
- Released by the Tennessee Titans on March 18, 2013.
- Signed by the Titans as an unrestricted free agent on July 29, 2011.
- Acquired by the Seattle Seahawks in a trade with the Green Bay Packers on March 2, 2001. The Seahawks received Hasselbeck and the Packers 2001 first round pick (17th overall) in exchange for Seattle's 2001 first round pick (10th overall) and a 2001 third round choice.
- Released by the Packers on September 3, 1998 and signed to the team's practice squad two days later.
- Originally selected by the Packers in the sixth round (187th overall) of the 1998 NFL Draft.

PRO CAREER:

- A three-time Pro Bowler, receiving the honor following the 2003, 2005 and 2007 seasons.
- Holds 22 career 300-yard passing performances in the regular season and two more in the postseason.
- Has executed 22 game-winning drives in the fourth quarter during his career, including two drives in 2012 against Pittsburgh (10/11) and at Buffalo (10/21).
- In his 16-year career, has connected with 43 different players for touchdowns.
- Has 50 career games with a passer rating of 95.0 or better and his teams are 40-10 in those games.
- Produced one of the best seasons of his career in 2011. His 518 attempts and 3,571 yards made up the fourth-highest single-season totals in Titans history, while his completions (319) ranked third in club annals. His 18 touchdown passes were the most since 2004 (Billy Volek), and with 28 completions of 25 yards-or-more, he had the highest big-play total since Steve McNair in 2001 (32).
- Started both postseason games in 2010 to become the Seahawks all-time leader in playoff games played and started. Also set a franchise postseason single-game record with four touchdown passes against New Orleans (1/8/11) in an NFC Wild Card victory.
- Became the Seahawks all-time franchise leader in career attempts, completions and passing yards in 2009, surpassing Dave Krieg in each category. Set a franchise single-game record against Detroit (11/8/09), completing 39 passes, including 15 consecutive, tied for second-most in club history.
- Earned his third Pro Bowl selection in 2007 after setting career highs for attempts (562), completions (352), passing yards (3,966) and touchdown passes (28).
- Was named the starter for the NFC Pro Bowl squad in 2005 after posting a career and NFC-best 98.2 passer rating, leading the Seahawks to an appearance in Super Bowl XL.
- Earned his first trip to the Pro Bowl in 2003 after guiding the Seahawks to their first-ever undefeated home record. Tied his own record for the most 300-yard games in a season (four) and recorded then-career-highs of 3,841 passing yards, 26 passing touchdowns and an 88.8 passer rating.
- His first NFL touchdown pass came on a fake field goal attempt at Minnesota (12/20/99) with a nine-yard toss to Jeff Thomason.


SINGLE-GAME HIGHS

Att:	55 at SF (12/1/02)
Comp:	39 vs. DET (11/8/09)
Yards:	449 at SD (12/29/02)
TDs:	5, two times (Last: vs. NYG 9/24/06)
LG:	87t vs. KC (11/28/10)
Rating:	147.7 at TEN (12/18/05)
Rush:	7, two times (Last: vs. CAR 10/31/04)
Yards:	62 vs. PHI (12/8/02)
TDs:	1, eight times (Last: at TB 12/26/10)
LG:	23, two times (Last: vs. SF 12/6/09)



2014 (COLTS):

- Completed in four games and completed 30-of-44 passes for 301 yards (68.2 percent) and two touchdowns for a 102.6 passer rating.
- Was active, but did not play in 12 other contests backing up Andrew Luck.
- In a Week 3 victory at Jacksonville (9/21), entered the game in the fourth quarter and completed 2-of-4 passes for 20 yards and a long completion of 12 yards.
- In a Week 16 loss at Dallas (12/21), entered the game in the third quarter and competed in his 200th career NFL game. Completed 15-of-22 passes for 126 yards and one touchdown for a 102.5 passer rating. Threw the team's lone touchdown pass of the game to running back Zurlon Tipton in the fourth quarter. The touchdown was his first as a member of the Colts as Tipton became the 42nd different receiver he completed a touchdown pass to in his career.
- Entered a Week 17 win at Tennessee (12/28) in the third quarter and completed 13-of-19 passes for 155 yards and one touchdown for a 110.6 passer rating. Found Coby Fleener for an eight-yard touchdown pass in the fourth quarter to give the Colts a 27-10 lead. Fleener became the 43rd different receiver to catch a touchdown pass from Hasselbeck in his career.
- Was active, but did not play in the team's AFC Wild Card Playoff win against Cincinnati (1/4/15).
- Was active, but did not compete in the team's AFC Divisional Playoff victory at Denver (1/11/15).
- Did not play in the team's AFC Championship Game loss at New England (1/18/15).

2013 (COLTS):

- Spent the season as the backup for quarterback Andrew Luck. Saw action in three games and completed 7-of-12 passes for 130 yards and one interception.
- Completed in his first career game as a member of the Colts during the team's Week 4 victory at Jacksonville (9/29). Entered the game in the fourth quarter and completed 2-of-3 passes for 37 yards.
- Saw action under center and completed 2-of-5 passes for 68 yards and one interception against St. Louis (11/10). Completed a season-long 57-yard pass to running back Daniel Herron in the fourth quarter.
- Saw action in a Week 17 victory against Jacksonville (12/29) and completed 3-of-4 passes for 25 yards.
- Served as the backup quarterback for the team's AFC Wild Card Playoff victory against Kansas City (1/4/14) and Divisional Playoff loss at New England (1/11/14).

2012 (TITANS):

- Played in eight games with five starts and completed 138-of-221 passes for 1,367 yards, seven touchdowns and five interceptions for a passer rating of 81.0.
- Did not play in eight games and was listed as the backup quarterback.
- Executed two game-winning drives in the fourth quarter against Pittsburgh (10/11) and at Buffalo (10/21).
- At Houston (9/30), entered the game in the first quarter after Jake Locker left the contest with an injury. Completed 17-of-25 passes for 193 yards with two touchdowns and two interceptions.
- At Minnesota (10/7), started at quarterback and completed 26-of-43 passes for 200 yards, a touchdown and an interception. Rushed the ball twice for 10 yards.
- Against Pittsburgh (10/11), started at quarterback and connected on 25-of-44 passes for 290 yards with a touchdown and an interception. Tied the game at 23-23 with a five-yard touchdown pass to Kenny Britt with 4:19 left to play in the fourth quarter. Set up the Titans game-winning field goal with a 25-yard pass to Jared Cook to the Steelers 25-yard line with 32 seconds left to play in the game.
- At Buffalo (10/21), started at quarterback and completed 22-of-33 passes for 205 yards and one touchdown for a 93.6 passer rating. Gave the Titans a dramatic 35-34 lead with a 15-yard touchdown strike to Nate Washington on fourth-and-9 with 1:03 remaining in the game.
- Against Indianapolis (10/28), started at quarterback and completed 22-of-29 passes for 236 yards and a touchdown for a 110.7 passer rating.
- Against Chicago (11/4), started at quarterback and completed 20-of-35 passes for 200 yards with a touchdown and an interception. Rushed the ball twice for 18 yards.

QUICK HITS

Hasselbeck holds 22 career 300-yard passing performances in the regular season and two more in the postseason. In his 16-year career, he has connected with 43 different players for touchdowns.

Hasselbeck became Seattle's all-time franchise leader in career attempts, completions and passing yards in 2009, surpassing Dave Krieg in each category. He also set a franchise single-game record against Detroit on November 8, 2009, completing 39 passes, including 15 consecutive, tied for second-most in club history.

In 2005, Hasselbeck was named the starter for the NFC Pro Bowl squad in after posting a career and NFC-best 98.2 passer rating, leading the Seahawks to an appearance in Super Bowl XL.

ADMINISTRATION

COACHING
STAFFFOOTBALL
OPERATIONSBUSINESS
OPERATIONS

PLAYERS

2014 SEASON
IN REVIEWCOLTS
HISTORY

RECORDS

COLTS IN THE
COMMUNITY

2011 (TITANS):

- Started all 16 games for the fourth time in his career. Connected on 319-of-518 passes for 3,571 yards, 18 touchdowns and 14 interceptions for an 82.4 passer rating.
- His 518 attempts and 3,571 yards made up the fourth-highest single-season totals in team history, while his completions (319) ranked third in club annals. His 18 touchdown passes were the most since 2004 (Billy Volek), and with 28 completions of 25 yards-or-more, he had the highest big-play total since Steve McNair in 2001 (32).
- Finished fourth in the AFC with an 86.4 passer rating on third down.
- Surpassed the 3,500-yard passing mark for the third time in his 13-year career and became the only player in franchise history other than Hall of Famer Warren Moon to reach the 3,500-yard barrier.
- Posted 300-or-more passing yards three times: against Baltimore (9/18), against Denver (9/25) and against Jacksonville (12/24).
- Became the 33rd player in NFL history to amass 30,000 yards passing with an 11-yard pass to Nate Washington against Baltimore (9/18).
- Was voted a team captain for the 2011 season by his teammates.
- Passed for 932 yards in the first three games, the highest total of his career in the first three games of a season.
- His 621 passing yards were the most by a Titans/Oilers quarterback through a season's first two weeks since Warren Moon's 691 in 1992.
- At Jacksonville (9/11), completed 21-of-34 passes for 263 yards with two touchdowns and an interception. Scrambled out of the pocket and completed a shovel pass to Kenny Britt for an 80-yard touchdown in the third quarter.
- Against Baltimore (9/18), completed 30-of-42 passes for 358 yards, a touchdown and an interception.
- Against Denver (9/25), completed 27-of-36 passes for 311 yards and two touchdowns for a season-high 119.1 passer rating. Became the first Titans quarterback to pass for 300 yards in back-to-back games since Billy Volek in 2004. Found Craig Stevens over the middle for a 58-yard reception down to the Denver 25-yard line during the game-winning drive. Gave the Titans a 17-14 lead with a four-yard touchdown toss to Daniel Graham with 4:24 remaining in the fourth quarter.
- At Cleveland (10/2), connected on 10-of-20 passes for 220 yards and three touchdowns for a 108.3 passer rating.
- At Pittsburgh (10/9), completed 29-of-49 passes for 262 yards, one touchdown and one interception.
- Against Indianapolis (10/30), completed 23-of-33 passes for 224 yards and a touchdown for a 98.5 passer rating.
- Against Cincinnati (11/6), connected on 24-of-41 passes for 272 yards and two touchdowns.
- Against Tampa Bay (11/27), started at quarterback and completed 19-of-34 passes for 160 yards with a touchdown and two interceptions. Extended a fourth-and-two play and found Damian Williams in the back of the end zone for the game-winning two-yard touchdown pass with 3:01 remaining in the fourth quarter.
- Against Jacksonville (12/24), completed 24-of-40 passes for 350 yards, one touchdown and two interceptions. Gave the Titans a 10-0 lead with a 55-yard touchdown pass to Jared Cook over the deep middle with 4:39 left to play in the first stanza.
- At Houston (1/1/12), completed 22-of-35 passes for 297 yards and two touchdowns for a 108.9 passer rating. Gave the Titans a 23-16 lead with a 23-yard touchdown toss to Nate Washington with 4:31 remaining in the game.

2010 (SEAHAWKS):

- Started 14 games, was inactive for one and was active but did not play in another game.
- Completed 266-of-444 passes for 3,001 yards, 12 touchdowns and 17 interceptions for a 73.2 rating.
- Started both postseason games to become the Seahawks all-time leader in playoff games played and started. Also set a franchise postseason single-game record with four touchdown passes against New Orleans (1/8/11) in an NFC Wild Card victory.
- Against San Francisco (9/12), completed 18-of-23 passes for 170 yards with two touchdowns in the victory.
- At Arizona (11/14), notched a 106.6 passer rating by completing 22-of-34 passes for 333 yards and a touchdown.
- At New Orleans (11/21), posted a season-high 366 passing yards on 32-of-44 passing with a touchdown.
- In the NFC Wild Card game against New Orleans (1/8/11), completed 22-of-35 passes for 272 yards with a team-record four touchdowns in the victory.
- In the NFC Divisional Playoff game at Chicago (1/16/11), connected on 26-of-46 throws for 258 yards and three touchdown passes.

2009 (SEAHAWKS):

- Started 14 games and completed 293-of-488 passes for 3,029 yards, 17 touchdowns and 17 interceptions for a 75.1 passer rating. Was inactive for two games.
- Became the Seahawks all-time franchise leader in career attempts, completions and passing yards, surpassing Dave Krieg in each category. Also set a franchise single-game record against Detroit (11/8), completing 39 passes, including 15 consecutive, tied for second-most in club history.
- Threw for three touchdowns against St. Louis (9/13), connecting on 25-of-36 passes for 279 yards and a 96.9 passer rating.



- Against Jacksonville (10/11), connected on 18-of-30 passes for 241 yards and four touchdowns for a season-best 125.1 passer rating.
- Completed 26-of-52 passes for 315 yards and a touchdown at Arizona (11/15).
- Against San Francisco (12/6), posted a 107.2 passer rating and two touchdowns, while completing 25-of-34 passes for 198 yards.

2008 (SEAHAWKS):

- Started seven games and completed 109-of-209 passes for 1,216 yards, five touchdowns and 10 interceptions.
- Was inactive for nine games with a back injury.
- Against St. Louis (9/21), connected on 12-of-20 passes for 172 yards and a touchdown for a 104.6 passer rating.
- Recorded a season-high two touchdown passes against Washington (11/23), connecting on 12-of-24 attempts for 103 yards.
- Completed 22-of-38 passes for a season-high 287 yards at Dallas (11/27).

2007 (SEAHAWKS):

- Started all 16 games and two postseason contests. Earned his third Pro Bowl selection after setting career highs for attempts (562), completions (352), passing yards (3,966) and touchdown passes (28).
- Completed 27 passes at Carolina (12/16) on his way to setting the club's single-season record with 319.
- Set a career-high with his 26th and 27th touchdown passes versus Baltimore (12/23).
- Against Tampa Bay (9/9), connected on 17-of-24 passes for 222 yards and a touchdown in the season opener.
- Completed 26-of-43 passing attempts for a season-high 362 yards, two touchdowns and an interception for a 93.4 rating against New Orleans (10/14).
- At Cleveland (11/4), completed 30-of-47 passes for 318 yards, two touchdowns and an interception for an 88.8 rating.
- Threw for 337 yards and two touchdowns on 30-of-44 passing against Chicago (11/18).
- Against Arizona (12/9), registered a season-best 131.6 passer rating by connecting on 22-of-33 passes for 272 yards and four touchdowns.

2006 (SEAHAWKS):

- Started 12 games and completed 210-of-371 passes for 2,442 yards, 18 touchdowns and 15 interceptions for a 76.0 passer rating.
- Was inactive for four consecutive games from Week 8 to Week 11 with a knee injury.
- Threw for a career-high five touchdowns against the New York Giants (9/24), completing 24-of-33 passes for 227 yards.
- At St. Louis (10/15), connected on 19-of-34 passes for a season-high 268 yards and three touchdowns.
- At Arizona (12/10), notched a season-best 133.5 passer rating by completing 20-of-28 passes for 243 yards and three touchdowns.

2005 (SEAHAWKS):

- Started all 16 games for second time in his career and completed 294-of-449 passes for 3,459 yards, 24 touchdowns and nine interceptions for a 98.2 passer rating.
- In three postseason games, completed 62-of-103 passes for 707 yards, four touchdowns and one interception for an 89.7 passer rating.
- Was named the starter for the NFC Pro Bowl squad in 2005 after posting a career-and NFC-best 98.2 passer rating, leading the Seahawks to an appearance in Super Bowl XL. His passer rating was also a Seahawks single-season record.
- His touchdown total led the NFC while his completion percentage (65.5) ranked second.
- Eclipsed the 3,000-yard mark for the fourth straight year, breaking Jim Zorn's club record (three).
- Passed for at least one touchdown in a career-high 12 consecutive games.
- Had a December to remember posting the fourth-best passer rating in NFL history (135.5) during the month, tossing 10 touchdowns and one interception with a completion percentage of 76.1.
- Totaled a 103.0 passer rating in eight road games and did not throw an interception on the road in the final seven games (185 attempts) of the season.
- Set a club record for consecutive passes without an interception at 159 (Zorn, 153).
- Against San Francisco (12/11), completed 21-of-25 passes for 226 yards and four touchdowns for a 127.3 passer rating.
- At Tennessee (12/18), posted a career-high 147.7 passer rating by completing 21-of-27 passes for 285 yards and three touchdowns.
- In the NFC Divisional Playoffs against Carolina (1/22/06), completed 20-of-28 passes for 219 yards and two touchdowns for a 118.0 passer rating.
- In Super Bowl XL against Pittsburgh (2/5/06), connected on 26-of-49 passes for 273 yards with a touchdown and an interception.

**2004 (SEAHAWKS):**

- Started 14 games and connected on 279-of-474 passes for 3,382 yards with 22 touchdowns and 15 interceptions for an 83.1 passer rating.
- Joined Dave Krieg as only quarterbacks in club history to pass for 20-or-more touchdowns in consecutive seasons, while joining Jim Zorn as the franchise's only quarterbacks to eclipse 3,000 yards three consecutive seasons.
- Named NFC Offensive Player of the Month for December after passing for 1,140 yards, completing 94-of-131 attempts (71.8 percent), 10 touchdowns, and four interceptions, helping Seattle earn their first NFC West title.
- Was inactive in one game and was active but did not play in one game.
- At San Francisco (11/7), completed 17-of-28 passes for 285 yards and three touchdowns for a season-high 130.8 passer rating.
- Against Dallas (12/6), connected on 28-of-40 passes for 414 yards with three touchdowns.
- In an NFC Wild Card Playoff game against St. Louis (1/8/05), passed for 341 yards completing 27-of-43 attempts, two touchdowns and an interception. Joined Dan Fouts and Marc Bulger as the only players in NFL history to begin their postseason careers with two 300-plus passing games.

2003 (SEAHAWKS):

- Earned his first trip to the Pro Bowl after guiding the Seahawks to their first-ever undefeated home record.
- Tied his own record for the most 300-yard games in a season (four) and recorded then-career-highs of 3,841 passing yards, 26 passing touchdowns and an 88.8 passer rating.
- Became the team's first quarterback since Rick Mirer in 1993 to start all 16 games.
- Threw for a season-high 344 passing yards at Cincinnati (10/26), completing 26-of-43 passes for three touchdowns and three interceptions.
- Registered 333 passing yards on 23-of-41 passing with a career-best five touchdown tosses at Baltimore (11/23).
- Against Cleveland (11/30), completed 26-of-35 passes for 328 yards and three touchdowns.
- Completed 24-of-37 passes for 315 yards, two touchdowns and two interceptions at San Francisco (12/27).
- Connected on 25-of-45 passes for 305 yards and an interception in an NFC Wild Card Playoff game at Green Bay (1/4/04).

2002 (SEAHAWKS):

- Entered the season as the team's second-string quarterback behind Trent Dilfer. Started the season opener at Oakland (9/8) for Dilfer (knee) before taking over the remainder of the season after Dilfer suffered a season-ending Achilles injury at Dallas (10/27).
- In 16 games (10 starts), completed 267-of-419 passes for 3,075 yards, 15 touchdowns and 10 interceptions for an 87.8 passer rating.
- Passed for more than 300 yards four times and surpassed 400 yards twice, both club records for a single season.
- His completion percentage (63.7) was tops in the NFC (fifth in the NFL) and his passer rating ranked second in the NFC (sixth in the NFL).
- Led an offense that averaged an NFL-high 476.0 yards per game over the final six games, which included a franchise record three 500-yard games.
- At San Francisco (12/1), attempted a franchise record 55 passes with 30 completions for 427 yards with three touchdowns.
- At San Diego (12/29), set team marks for completions (36) and passing yards (449).

2001 (SEAHAWKS):

- In his first season with the Seahawks, appeared in 13 games with 12 starts and completed 176-of-321 passes for 2,023 yards, seven touchdowns and eight interceptions for a 70.9 passer rating.
- At Cleveland (9/9), made his first career start and completed 20-of-34 passes for 178 yards with two interceptions.
- Against Miami (10/28), connected on 16-of-28 passes for 230 yards and two touchdowns for a 107.7 passer rating.

2000 (PACKERS):

- Saw action in all 16 games primarily as the holder for the extra point and field goal units.
- Completed 10-of-19 passes for 104 yards and a touchdown in four games as a backup quarterback.
- At Tampa Bay (11/12), completed 9-of-18 passes for 93 yards and a touchdown.

1999 (PACKERS):

- Saw action in all 16 games primarily as the holder for the extra point and field goal units.
- Completed 3-of-10 passes for 41 yards and one touchdown in four games as a backup quarterback.
- At Minnesota (12/20), registered his first NFL touchdown pass with a nine-yard toss on a fake field goal attempt.



1998 (PACKERS):

- Spent his entire rookie campaign on the Packers practice squad.

COLLEGE:

- Was a four-year letterman and two-year starter at Boston College.
- Played in 37 career games with 21 starts and finished fifth on the Eagles career passing list with 4,548 yards, completing 390-of-701 passes for 22 touchdowns and 26 interceptions.
- Was named a co-winner of the Thomas F. Scanlon Award as the school's outstanding senior scholar-athlete.
- Completed 188-of-305 passes for 2,239 yards, 11 touchdowns and 10 interceptions in his final year.
- Threw for 277 yards in a 22-of-33 performance that included a school-record 14 consecutive completions against Notre Dame.
- Completed 31-of-46 attempts for a career-high 393 yards and three touchdowns in his final collegiate game in a victory over Army.
- As a junior, connected on 171-of-330 passes for 1,990 yards and nine touchdowns with nine interceptions.
- Came off the bench to lead the team to a come-from-behind victory over Hawaii in the season opener.
- Started the next 10 games before separating his right shoulder, causing him to miss the season finale against Miami (Fla.).
- Served as the Eagles backup quarterback as a sophomore. Played in 11 games with one start. Completed 27-of-60 passes for 280 yards, two touchdowns and seven interceptions.
- Saw action in five games as a redshirt freshman.

PERSONAL:

- Was an Honorable Mention All-America selection by *USA Today* as a senior at Xaverian Brothers High School in Westwood, Mass.
- Garnered All-East honors from *Blue Chip Illustrated* and All-New England honors from *SuperPrep*.
- As a two-year starter, completed 90-of-120 passes for 1,490 yards and seven touchdowns as a senior. Also ran for 400 yards and three touchdowns en route to capturing a conference title and finishing as a runner-up in the Massachusetts Division 1-A Super Bowl.
- Earned three letters in basketball and two in baseball.
- The Hasselbeck family has a rich tradition in pro football. Matt's father Don, played tight end in the NFL for nine seasons with the Patriots (1977-1983), Raiders (1983), Vikings (1984), and Giants (1985). His younger brother, Tim, was a starting quarterback for Boston College and played for the Philadelphia Eagles (2002), Washington Redskins (2003-04), New York Giants (2005-06) and Arizona Cardinals (2007). His youngest brother, Nathanael, also attended Boston College and played defensive back.
- Was a nominee for the Byron "Whizzer" White and Bart Starr Awards following the 2014 season.
- He and his wife co-chaired Medical Teams International's Field of Dreams auction for three years and have been dedicated supporters of MTI for the past six years. The organization's mission is to serve people all over the world stricken by disaster, conflict and poverty.
- The Hasselbecks are supporters of charity: water, whose mission is to provide clean and safe drinking water to people in developing nations. They are part of the organization's membership group called The Well, which allows charity: water to direct 100 percent of public donations to fund water projects.
- Along with his wife, he co-chaired the International Justice Mission Nashville Benefit dinner in September 2012. International Justice Mission is a human rights organization that brings rescue to victims of slavery, sexual exploitation and other forms of violent oppression.
- Hosted a youth football camp at Xaverian High School.
- Competed in CBS version of the "NFL Quarterback Challenge" over the 2003 offseason and finished in first place.
- During his time with the Seahawks, was involved and supported the local Boys and Girls Club, Seattle Children's Hospital, Childhaven, Pro Athletes Outreach, Young Life, Compassion International, World Vision, Band of Brothers, Rwanda Girls Initiative, Desire Street Ministries and Garth Brooks Teammates for Kids Foundation.
- Wife, Sarah, was very active with Seahawks Women's Association. She started a program called Funky Young Women, where the players' wives would take out 10-12 teenagers (and each could bring a guest) that were undergoing cancer treatment at Seattle Children's Hospital.
- He is married to his college sweetheart, Sarah, and they have two daughters, Annabelle and Mallory, and one son, Henry.
- Received a Bachelor's of Science in marketing from Boston College.
- Born in Boulder, Colo.

CAREER REGULAR SEASON STATISTICS

Year	GP	GS	PASSING						RUSHING						
			Att.	Comp.	Yards	Pct.	Yds/Att.	TD	INT	LG	No.	Yards	Avg.	LG	TD
2014 IND	4	0	44	30	301	68.2%	6.8	2	0	32	8	-11	-1.4	0	0
2013 IND	3	0	12	7	130	58.3%	10.8	0	1	57	2	-2	-1.0	-1	0
2012 TEN	8	5	221	138	1,367	62.4%	6.2	7	5	37	13	38	2.9	16	0
2011 TEN	16	16	518	319	3,571	61.6%	6.9	18	14	80t	20	52	2.6	21	0
2010 SEA	14	14	444	266	3,001	59.9%	6.8	12	17	87t	23	60	2.6	20t	3
2009 SEA	14	14	488	293	3,029	60.0%	6.2	17	17	53	26	119	4.6	23	0
2008 SEA	7	7	209	109	1,216	52.2%	5.8	5	10	34	11	69	6.3	15	0
2007 SEA	16	16	562	352	3,966	62.6%	7.1	28	12	65	39	89	2.3	12	0
2006 SEA	12	12	371	210	2,442	56.6%	6.6	18	15	72t	18	110	6.1	19	0
2005 SEA	16	16	449	294	3,459	65.5%	7.7	24	9	56	36	124	3.4	23	1
2004 SEA	14	14	474	279	3,382	58.9%	7.1	22	15	60	27	90	3.3	19	1
2003 SEA	16	16	513	313	3,841	61.0%	7.5	26	15	80t	36	125	3.5	18	2
2002 SEA	16	10	419	267	3,075	63.7%	7.3	15	10	49	40	202	5.1	21	1
2001 SEA	13	12	321	176	2,023	54.8%	6.3	7	8	64	40	141	3.5	17	0
2000 GB	16	0	19	10	104	52.6%	5.5	1	0	27t	4	-5	-1.3	-1	0
1999 GB	16	0	10	3	41	30.0%	4.1	1	0	19	6	15	2.5	13	0
1998 GB	PRACTICE SQUAD														
TOTAL	201	152	5,074	3,066	34,948	60.4%	6.9	203	148	87t	349	1,216	3.5	23	8

CAREER POSTSEASON STATISTICS

Year	GP	GS	PASSING						RUSHING						
			Att.	Comp.	Yards	Pct.	Yds/Att.	TD	INT	LG	No.	Yards	Avg.	LG	TD
2014 IND	0	0	0	0	0	0.0%	0.0	0	0	0	0	0	0.0	0	0
2013 IND	0	0	0	0	0	0.0%	0.0	0	0	0	0	0	0.0	0	0
2010 SEA	2	2	81	48	530	59.3%	6.5	7	1	46t	2	-1	-0.5	0	0
2007 SEA	2	2	65	39	423	60.0%	6.5	2	2	35	3	0	0.0	1	0
2006 SEA	2	2	69	36	435	52.2%	6.3	3	3	37t	3	11	3.7	8	0
2005 SEA	3	3	103	62	707	60.2%	6.9	4	1	37	15	83	5.5	18	1
2004 SEA	1	1	43	27	341	62.8%	7.9	2	1	25	2	26	13.0	17	0
2003 SEA	1	1	45	25	305	55.6%	6.8	0	1	34	0	0	0.0	0	0
TOTAL	11	11	406	237	2,741	58.4%	6.8	18	9	46t	25	119	4.8	18	1

GETTING TO KNOW MATT HASSELBECK

Favorite team and/or athlete outside of football: Anyone playing the Houston Dynamo
Favorite musician and/or song: New Kids on the Block (went to my rival junior high and high school)
What is something interesting about you that most people may not know: I've been struck by lightning
If you could have lunch with three people, living or dead, who would they be: Chandler Harnish, Andrew Luck and Clyde Christensen
Favorite movie: *Never Say Never...* in 3D
What's the one thing you couldn't live without: A balance between nitrogen and oxygen



TODD HERREMANS

79 GUARD

6-6 323 SAGINAW VALLEY STATE

NFL Exp: 11 (1st Year with Colts)

Born: 10/13/82

How Acquired: FA – 2015

GP/GS (Postseason): 127/124 (8/8)

CAREER TRANSACTIONS:

- Signed by the Colts as a free agent on March 8, 2015.
- Released by the Philadelphia Eagles on February 27, 2015.
- Selected by the Eagles in the fourth round (126th overall) of the 2005 NFL Draft.

PRO CAREER:

- His 124 career starts and 127 career games played rank sixth and 11th, respectively, in Eagles history for an offensive lineman.
- A two-time member of *USA Today's* All-Joe team (2008, 2011).
- His two touchdown receptions are the most ever for an Eagles offensive lineman.
- Scored his first career touchdown on a one-yard pass from Donovan McNabb at Seattle (11/2/08) and became just the second offensive lineman in Eagles history to catch a touchdown pass and the first since Bob Gonya vs. Pittsburgh on October 7, 1934.
- Caught his second career touchdown on a two-yard pass from Michael Vick at Dallas on December 12, 2010.

2014 (EAGLES):

- Started all eight games he appeared in and helped pave the way for the league's third-leading rusher, LeSean McCoy, who finished the season with 1,319 yards on the ground.
- Started the first eight games of the season and helped Philadelphia to a 6-2 record.
- Sustained a biceps injury at Arizona (10/26) and was placed on Injured Reserve on November 5.

2013 (EAGLES):

- Started all 16 games (all at right guard) for the third time in his career.
- Was part of an offensive line that helped block for the NFL's leading rusher LeSean McCoy, who finished with a franchise-best 1,607 yards.
- Helped the Eagles set a team record with 442 points scored and 6,676 total net yards.

2012 (EAGLES):

- Started the first eight games of the season, and then was placed on Injured Reserve on November 7 after suffering a foot injury in the first quarter at New Orleans (11/5).

2011 (EAGLES):

- Started all 16 games at right tackle and was named to the *USA Today* All-Joe Team for the second time in his career.
- Was part of an offensive line that received the Madden Protector Award for performances at the New York Giants (11/27) and against Dallas (10/30). The award is given each week of the regular season to the NFL's top offensive line and recognizes the fundamental role linemen play.
- Was named to *Pro Football Weekly's* Mid-Season All-Pro team.
- Shifted on the line and started at left tackle for an injured Jason Peters at Washington (10/16).

2010 (EAGLES):

- Started at left guard in 15-of-16 contests.
- Scored the second touchdown of his career, on a two-yard pass from Michael Vick at Dallas (12/12).

2009 (EAGLES):

- Started the final 11 games of the season after missing the first five games of the season due to injury.

ADMINISTRATION

COACHING
STAFFFOOTBALL
OPERATIONSBUSINESS
OPERATIONS

PLAYERS

2014 SEASON
IN REVIEWCOLTS
HISTORY

RECORDS

COLTS IN THE
COMMUNITY

- Blocked for an Eagles offense that ranked sixth in the NFC in yards per game (357.9) en route to an NFC Wild Card appearance.

QUICK HITS

Herremans has started 124-of-127 career games, which ranks sixth and 11th respectively in Philadelphia Eagles history for an offensive lineman. His versatility spans four different positions on the offensive line with starts at left tackle (six), left guard (71), right guard (23) and right tackle (24).

2008 (EAGLES):

- Started 15-of-16 games at left guard and blocked for an Eagles offense that ranked third in the NFC in passing yards per game (244.4).
- Named to *USA Today* All-Joe Team for the first time in his career.
- Scored the first touchdown of his career on a one-yard pass from Donovan McNabb at Seattle (11/2) and became just the second offensive lineman in team history to catch a touchdown pass and the first since Bob Gonya on October 7, 1934 vs. Pittsburgh.
- Started all three postseason games as the Eagles reached the NFC Championship Game.

2007 (EAGLES):

- Started 15-of-16 games at left guard and was part of an offensive line that blocked for the NFL's yards from-scrimmage leader in Brian Westbrook (2,104 yards) and a rushing attack that ranked No. 2 in the NFL in yards per carry (4.7).

2006 (EAGLES):

- Started all 16 games for the first time in his career and successfully transitioned from tackle to starting left guard.
- Part of a starting offensive line that was one of two units in the NFL to start all 16 regular season games, including two playoff games.
- Was part of a line that allowed just 28.0 sacks, the team's lowest total since 1981 (22.0). It was the sixth-lowest sack total allowed in team history since records began being kept of the stat in 1963.
- Helped pave the way for the Eagles to record the highest net yardage total (6,103) in team history.
- Started his first game at left guard at Houston (9/10).

2005 (EAGLES):

- After being inactive for the first 10 games of the season, started the next four games at left tackle after Tra Thomas was placed on Injured Reserve.
- Started his first NFL game at left tackle in place of Thomas vs. Green Bay (11/20).

COLLEGE:

- Lined up at both left and right tackle during his career at Saginaw Valley State.
- Earned Division II All-America honors after starting every game at left tackle in 2004, allowing just 2.0 sacks.
- Named Great Lakes Intercollegiate Athletic Conference offensive lineman of the year in 2004.
- Helped the offense rank first in the conference in passing (264.1 yards per game), third in scoring (35.4 points per game) and third in total offense (418.7 yards per game).
- Was a first-team all-region choice as a junior in 2003, starting 12 games and allowing just 3.0 sacks.
- Moved into the starting lineup at weakside offensive tackle in 2001, earning most valuable freshman honors.

PERSONAL:

- Attended Ravenna (Mich.) High School where he was coached by his father, Paul, and earned all-state honors in football. Also lettered in basketball, baseball and track.
- Served as senior class vice president in high school and was an honors student, graduating with a 3.7 GPA.
- Initiated the Herremans Foundation, which provides assistance where help is needed by providing resources for various charitable organizations to effect positive change in communities.
- Started the Herremans Scholar Athlete Scholarship, given to three-sport athletes who maintain a 3.0 GPA.
- Majored in exercise science at Saginaw Valley State, earning school and conference academic honors. Carried a 3.2 GPA and was the recipient of a University Scholarship based on his grades.
- Pledged money and equipment to both the Saginaw Valley State Football program (most of his donations were used to build a new weight room facility) and the Ravenna High School athletics program.
- In addition to local community work, continues to fund and be an advocate of cancer, Alzheimer's and Autism research as well as anti-bullying. Has a special place in his heart for events that benefit cancer research. Both of his grandparents, Al and Eleanore, died from the disease.
- Grew up in a town that had one blinking street light, one gas station and one privately owned grocery store. The football program was very small and his senior year team consisted of just 19 players. Although he played tight end, offensive tackle and defensive tackle, his talented but underexposed career went unnoticed by the big schools. That's why he decided on Saginaw Valley State, a small teaching school at the Division II level, which offered him a scholarship that covered half of his tuition.
- A native of Ravenna, Mich.

**CAREER GP/GS (POSTSEASON):**

2014 PHI: 8/8
 2013 PHI: 16/16 (1/1)
 2012 PHI: 8/8
 2011 PHI: 16/16
 2010 PHI: 16/15 (1/1)
 2009 PHI: 11/11 (1/1)
 2008 PHI: 16/15 (3/3)
 2007 PHI: 16/15
 2006 PHI: 16/16 (2/2)
 2005 PHI: 4/4

TOTAL: 127/124 (8/8)**GETTING TO KNOW TODD HERREMANS****Favorite team and/or athlete outside of football:** Detroit Tigers/Michael Jordan**Favorite musician and/or song:** Pink Floyd – “Comfortably Numb” and Lynyrd Skynyrd – “Simple Man”**Hobbies outside of football:** Fishing, golf, traveling and cooking**What is something interesting about you that most people may not know:** I’m fairly artistic**Favorite food:** My mom’s homemade turkey pot pie**Favorite vacation spot:** Anywhere with my wife**If you could have lunch with two people, living or dead, who would they be:** Jesus Christ and Leonardo Da Vinci**Favorite movie:** *Boondock Saints* and *Shawshank Redemption***What’s the one thing you couldn’t live without:** Family

DANIEL HERRON
36 RUNNING BACK
 5-10 213 OHIO STATE

NFL Exp: 3 (3rd Year with Colts)**Born:** 3/21/89**How Acquired:** FA – 2013**GP/GS (Postseason):** 25/3 (3/3)**CAREER TRANSACTIONS:**

- Signed by the Colts from the Cincinnati Bengals practice squad on October 9, 2013.
- Signed to the Bengals practice squad on September 1, 2013.
- Waived by Cincinnati on August 31, 2013.
- Elevated to the Bengals active roster on December 4, 2012.
- Signed to the Cincinnati practice squad on September 1, 2012.
- Waived by the Bengals on August 31, 2012.
- Selected by Cincinnati in the sixth round (191st overall) of the 2012 NFL Draft.

SINGLE-GAME HIGHS

Att: 12 vs. JAX (11/23/14)
Yards: 88 vs. WAS (11/30/14)
TDs: 1 vs. WAS (11/30/14)
LG: 49t vs. WAS (11/30/14)
Rec: 5 vs. JAX (11/23/14)
Yards: 57 vs. STL (11/10/13)
TDs: 0
LG: 57 vs. STL (11/10/13)

PRO CAREER:

- Compiled his best season as a pro in 2014 totaling 524 yards from scrimmage (351 rushing and 173 receiving).
- In three postseason contests in 2014, totaled 20 receptions which ranks as the fourth-most catches by a Colt in a single postseason in franchise history. Also totaled 128 receiving yards, which is the most by a running back in a single postseason in team history surpassing Lenny Moore (126 in 1959).

ADMINISTRATION

COACHING
STAFFFOOTBALL
OPERATIONSBUSINESS
OPERATIONS

PLAYERS

2014 SEASON
IN REVIEWCOLTS
HISTORY

RECORDS

COLTS IN THE
COMMUNITY

**2014 (COLTS):**

- Completed in all 16 games for the first time in his career while earning his first starts (three) at running back. Recorded 78 rushes for 351 yards and one touchdown while adding 21 receptions for 173 yards. Posted three kickoff returns for 78 yards and a long return of 32 yards. Ranked fourth on the team with nine special teams tackles.
- Started all three postseason games at running back and registered 45 carries for 170 yards and two touchdowns while contributing with 20 receptions for 128 yards. The 20 catches rank as the fourth-most by a Colt in a single postseason in franchise history. His 128 receiving yards are the most by a running back in a single postseason in team history surpassing Lenny Moore (126 in 1959).
- Returned two kickoffs for a 26.5 average with a long return of 32 yards in a Week 11 loss against New England (11/16).
- Started his first career NFL game and finished with 12 carries for 65 yards (5.4 avg.) while adding five receptions for 31 yards in a Week 12 win against Jacksonville (11/23).
- In a Week 13 victory against Washington (11/30), totaled eight carries for a career-high 88 yards and his first career rushing touchdown. He posted a 49-yard touchdown in the second quarter to give the Colts a 14-3 lead. The rush was the longest for the Colts during the season and the longest dating back to Dec. 22, 2013 (Donald Brown, 51-yard touchdown). Also caught two passes for eight yards.
- Totaled eight carries for 26 yards and added four receptions for 45 yards in a Week 14 win at Cleveland (12/7). Converted a crucial fourth-and-one attempt from the Browns three-yard line in the fourth quarter, which extended the drive and led to a T.Y. Hilton game-winning touchdown reception. Also contributed with two tackles on special teams.
- Led the team with 11 carries for 60 yards while adding two receptions for 12 yards in a Week 15 victory against Houston (12/14). His 11 carries were the second most for a single-game this season while his 60 yards marked his third-highest total in a game this year. He totaled 35 yards on the team's final drive of the game, which led to a field goal.
- Started at running back in his first career playoff game, an AFC Wild Card Playoff win against Cincinnati (1/4/15). Totaled 12 rushes for 56 yards and one touchdown while contributing with 10 catches for 85 yards. With 10 catches, tied the fourth-highest reception total and tied the highest by a running back in a single postseason game in team history (Joseph Addai, 10 vs. Chicago on 2/4/07). The 10 receptions are the most by a running back in a postseason game dating back to 2011 when Darren Sproles caught 15 against San Francisco in the NFC Divisional Playoffs. Notched his first career postseason touchdown on the team's opening offensive drive of the game. It marked the first time all season the Colts scored a touchdown on their opening possession. The score came on a two-yard rush. On the drive he also contributed with an 18-yard reception and a 27-yard rush.
- Started at running back in the team's AFC Divisional Playoff victory at Denver (1/11/15) and totaled 23 rushes for 63 yards and one touchdown while adding eight receptions for 32 yards. Tied the game at 7-7 in the second quarter with his six-yard rushing touchdown. It was his second career postseason rushing touchdown. He has totaled eight-plus receptions in back-to-back postseason games.
- In the team's AFC Championship Game loss at New England (1/18/15), started at running back and led the team with 10 carries for 51 yards (5.1 average). Also contributed with two receptions for 11 yards. With 11 receiving yards, passed Lenny Moore (126 in 1959) for the most receiving yards by a running back in a single postseason in Colts history (128).

QUICK HITS

Herron finished the 2015 postseason with 20 receptions, which ranked as the second-highest total for a single postseason by a Colts running back. He also caught eight-or-more passes in two consecutive playoff games, which was tied for the third-longest streak in the NFL since 1920. In his first career postseason contest, a 26-10 win against Cincinnati on January 4, 2015, Herron caught 10 passes, which tied a franchise playoff single-game record for the most receptions by a running back.

2013 (BENGALS/COLTS):

- Spent the first five weeks of the season on the Bengals practice squad before being signed to the Colts active roster on October 9, 2013.
- Saw action in six games with Indianapolis and recorded five carries for 33 yards and one reception for 57 yards. Also added two special teams tackles and recovered a fumble on a kickoff.
- Saw action in his first game as a member of the Colts on special teams during a Week 7 victory against Denver (10/20).
- Caught his first career pass in the fourth quarter and gained 57 yards in a Week 10 loss against St. Louis (11/10). Also returned his first career kickoff in the first quarter (13 yards).
- Participated on special teams during the team's Week 11 victory at Tennessee (11/14) and contributed with a fumble recovery on a Titans kickoff in the third quarter. The Colts scored a touchdown on the ensuing possession.
- Led the Colts in rushing with 33 yards on four carries in a Week 12 loss at Arizona (11/24).
- Placed on Injured Reserve on December 3.



2012 (BENGALS):

- Played in three games and recorded a blocked punt, four special teams tackles and four rushes for five yards.
- Made his NFL debut against Dallas (12/9) and partially blocked a Cowboys punt in the second quarter, with the ball traveling just 39 yards.
- Pushed Eagles wide receiver Marvin McNutt into the path of the punter, forcing a blocked punt that he recovered and returned three yards at Philadelphia (12/13). Also had three rushes for eight yards and logged two special teams tackles.
- Posted two special teams tackles against Baltimore (12/30).

COLLEGE:

- Played four seasons (2008-2011) at Ohio State, appearing in 41 career games with 22 starts.
- Rushed 592 times for 2,869 yards and 32 touchdowns to go along with 44 receptions for 309 yards and a touchdown.
- As a senior in 2011, rushed for 675 yards on 134 carries in seven games, averaging 96.4 yards per game and 5.0 yards per carry.
- As a junior in 2010, earned First Team All-Big Ten honors, rushing 216 times for 1,155 yards and 16 touchdowns. Also recorded career highs in receptions (19) and receiving yards (180).
- Helped the Buckeyes finish with the No. 5 national ranking after a 12-1 season that included a Sugar Bowl victory over Arkansas.
- His 175-yard rushing day against Michigan included an 89-yard touchdown run, which was the longest rush in school history.
- As a sophomore in 2009, totaled 153 rushing attempts for 600 yards and seven touchdowns as well as 11 receptions for 66 yards and a touchdown in 10 games played (four starts).
- As a freshman in 2008, compiled 439 yards and six touchdowns on 89 carries and six receptions for 29 yards in 11 games (two starts).

PERSONAL:

- Attended Warren G. Harding High School in Warren, Ohio, where he earned all-state first-team honors as a senior, rushing for 1,434 yards and 18 touchdowns.
- Earned a degree from Ohio State in African-American Studies.
- Widely known by the nickname "Boom."
- Brother, David, was a linebacker at Michigan State and played in the NFL from 2007-2010.
- Participated in a Colts Hometown Huddle event as well as Read Across America and Shop With a Colt events.
- A native of Warren, Ohio.

CAREER REGULAR SEASON STATISTICS

Year	GP	GS	No.	Yards	RUSHING				RECEIVING			
					Avg.	LG	TD	No.	Yards	Avg.	LG	TD
2014 IND	16	3	78	351	4.5	49t	1	21	173	8.2	26	0
2013 IND	6	0	5	33	6.6	22	0	1	57	57.0	57	0
2012 CIN	3	0	4	5	1.3	6	0	0	0	0.0	0	0
TOTAL	25	3	87	389	4.5	49t	1	22	230	10.5	57	0

CAREER REGULAR SEASON RETURN STATISTICS

Year	GP	GS	PR	FC	Yards	Avg.	LG	TD	KR	Yards	Avg.	LG	TD
2014 IND	16	3	0	0	0	0.0	0	0	3	78	26.0	32	0
TOTAL	16	3	0	0	0	0.0	0	0	3	78	26.0	32	0

CAREER POSTSEASON STATISTICS

Year	GP	GS	No.	Yards	RUSHING				RECEIVING			
					Avg.	LG	TD	No.	Yards	Avg.	LG	TD
2014 IND	3	3	45	170	3.8	27	2	20	128	6.4	18	0
TOTAL	3	3	45	170	3.8	27	2	20	128	6.4	18	0

SPECIAL TEAMS TACKLES: 15 (2014 - 9, 2013 - 2, 2012 - 4)

ADDITIONAL STATISTICS: Recovered his own blocked punt and returned it three yards at Philadelphia 12/13/12. Recovered a fumble on a kickoff at Tennessee 11/14/13.

GETTING TO KNOW DANIEL HERRON

Favorite team and/or athlete outside of football: The Ohio State University and the Miami Heat
Hobbies outside of football: Watching movies and spending time with family
What is something interesting about you that most people may not know: I can play the drums
Favorite food: Chicken
Favorite movie: *Friday*



T.Y. HILTON
13 WIDE RECEIVER
 5-9 180
 FLORIDA INTERNATIONAL

NFL Exp: 4 (4th Year with Colts)

Born: 11/14/89

How Acquired: D3 – 2012 (92nd overall)

GP/GS (Postseason): 46/26 (6/5)

CAREER TRANSACTIONS:

- Selected by the Colts in the third round (92nd overall) of the 2012 NFL Draft.

PRO CAREER:

- Was selected to his first career Pro Bowl in 2014.
- Recorded back-to-back 1,000-yard seasons from 2013-14 and tied his single-season career-high in touchdowns (seven) in 2014.
- Set franchise postseason single-game records with 13 catches and 224 yards during the team's AFC Wild Card victory against Kansas City on January 4, 2014. Became the second player in team postseason history to finish a game with 200-plus receiving yards. His 13 receptions tied for the second-most in a single game in NFL postseason history while his receiving yardage total ranks third.
- Registered a team record 327 receiving yards for a single postseason (2013, two games) while his 17 receptions ranked tied for sixth.
- Became the second player in Colts history to record two 100-yard receiving games in a single postseason in 2013.
- Established a regular season career-high in receptions (11) against Jacksonville on December 29, 2013 and receiving yards (223) at Houston on October 9, 2014.
- Tied a franchise record and set a career-high with three touchdowns in a win at Houston on November 3, 2013.
- Became the sixth player in NFL history to register 10 100-yard receiving games in the first two seasons of a career.
- Recorded five 100-yard receiving games in 2012, a Colts rookie record.
- Finished with the second-most receiving yards (861) by a rookie in franchise history.
- Ranked first among NFL rookies in receiving touchdowns (seven) in 2012.
- Became the first player in Colts history to score on a punt return and catch a pass for a touchdown when he accomplished the feat against Buffalo on November 26, 2012. Was named AFC Special Teams Player of the Week for his performance.
- Set the franchise record for the most receiving yards (1,944) and 100-yard games (10) and ranks second for the most receptions (132) in a Colts player's first two seasons with the team.

2014 (COLTS):

- Started all 15 games he competed in at wide receiver and led the team in receptions (82) and receiving yards (1,345) while adding seven touchdowns. Totaled two carries for 20 yards and added one punt return.
- In three postseason starts at wide receiver, caught 11 passes for 211 yards and contributed with one rush for one yard. Also returned one punt for 10 yards.
- Earned his first career Pro Bowl selection.
- Led the team in receiving with six catches for 65 yards, starting at wide receiver in Week 2 against Philadelphia (9/15). Surpassed the 2,000-yard receiving plateau for his career.


SINGLE-GAME HIGHS

Rec:	11 vs. JAX (12/29/13)
Yards:	223 at HOU (10/9/14)
TDs:	3 at HOU (11/3/13)
LG:	73t, two times (Last: vs. JAX 11/23/14)
Rush:	2, two times (Last: at JAX 11/8/12)
Yards:	30 at JAX (11/8/12)
TDs:	0
LG:	19 at JAX (11/8/12)



- Caught six passes for 105 receiving yards in a Week 4 victory against Tennessee (9/28). Finished with his 11th career 100-yard contest as he passed Roger Carr (10) for the sixth-most career 100-yard games in Colts history.
- Started at wide receiver in the team's Week 5 win against Baltimore (10/5) and caught nine passes for 90 yards with a long reception of 21 yards. His nine receptions are the third-most in a regular season contest and were the most since the 2013 regular season finale against Jacksonville (11).
- In a Week 6 win at Houston (10/9), caught nine passes for a regular season career-best 223 yards and one touchdown. Logged the sixth 200-plus receiving yard performance for a regular season game in Colts history and fell two yards shy of breaking the franchise single-game record for receiving yards. Contributed with receptions of 37, 40 and 49 yards en route to 147 yards in the first quarter. Dating back to 1991, Hilton's first quarter receiving total is the most in a first quarter since Reggie Wayne tallied 112 yards against Green Bay on September 26, 2004.
- Started at wide receiver in a Week 7 victory against Cincinnati (10/19) and caught seven passes for 107 yards (15.3 avg.). The game marked his 13th career 100-plus yard receiving contest. Following his first catch of the game, passed Austin Collie (172) for the second-most receptions in a player's first three seasons of a career in Colts history.
- Led the team with six receptions for 155 yards and one touchdown starting at wide receiver in a Week 8 loss at Pittsburgh (10/26). On his second reception of the game, he caught a 28-yard touchdown pass and passed Bill Brooks for the most receiving yards through a player's first three seasons in Colts history. Talled his 14th career 100-yard receiving contest, which was also his fourth of the season and his third in the last three games. It was the first time in his career that he tallied three consecutive 100-yard outings. Along with teammate Donte Moncrief, the duo each posted 100-plus receiving yards, marking the second time the team had two 100-yard receivers in the same game during the season (Reggie Wayne, 119 and Hilton, 105 against Tennessee). It was the 42nd occasion in franchise history where the Colts had two 100-yard receivers in the same game.
- In a Week 9 win at the New York Giants (11/3), caught three passes for 71 yards and one touchdown. Notched his third touchdown of the season and his second in as many games on a 31-yard catch in the third quarter. He secured the ball out of a New York defender's hands as he landed in the end zone. The score gave the Colts a 23-3 lead. With the touchdown, tied Lenny Moore (15) for the fourth-most receiving touchdowns in the first three seasons of a career in Colts history.
- Started at wide receiver in a Week 12 victory against Jacksonville (11/23) and caught four passes for 122 yards and one touchdown. With 122 yards, topped 100 receiving yards for the 15th time in his career and the fifth time this season. Recorded his second consecutive 1,000-yard season and reached 3,000 receiving yards for his career. On his third reception of the game, caught a 73-yard touchdown pass to give the Colts a 20-3 lead. The reception tied his career-long, which went for his fourth touchdown of the season. The score also tied him with John Mackey and Austin Collie (16) for the second-most receiving touchdowns in the first three seasons of a career in Colts history.
- In a Week 13 win against Washington (11/30), started at wide receiver and caught five passes for 62 yards and one touchdown. With his second catch of the game, passed Marvin Harrison for the most receptions through the first three seasons of a career in Colts history. On his three-yard receiving touchdown in the second quarter, passed John Mackey and Austin Collie (16) for the second-most receiving touchdowns in the first three seasons of a career in Colts history.
- Started at wide receiver in a Week 14 victory at Cleveland (12/7) and caught 10 passes for 150 yards and two touchdowns. Topped the 100 receiving yard plateau for the 16th time in his career and the sixth time during the season. He also reached 150 yards in a single game for the fourth time in his career. With two touchdowns, tied his single-season career-high of seven total scores, which he originally set in 2012. It was the fourth time in his career he finished with two-plus touchdowns in a single game. His 10 receptions are the second-most for a single-game in his career (11 vs. Jacksonville, 12/29/13). Caught a 42-yard touchdown in the third quarter, which cut

QUICK HITS

Hilton has recorded back-to-back 1,000-yard seasons (2013-14) and tied his single-season career-high in touchdowns (seven) in 2014. Hilton's 1,345 receiving yards in 2014 ranked sixth in the NFL.

Hilton recorded his second 200-yard receiving performance of his career in a 2014 road victory against Houston. His 223 yards fell two shy of a franchise record. Hilton's second 200-yard game came in his 40th career contest (regular season and postseason) and of the five other players who have accomplished the feat, Hilton did it in the fewest amount of games.

On January 4, 2014, Hilton set franchise postseason single-game records with 13 catches and 224 yards during the team's AFC Wild Card victory against Kansas City on January 4, 2014. He became the second player in team postseason history to finish a game with 200-plus receiving yards. His 13 receptions tied for the second-most in a single game in NFL postseason history while his receiving yardage total ranks third.

Hilton is the first player in Colts history to score on a punt return and catch a pass for a touchdown when he accomplished the feat against Buffalo on November 26, 2012.

ADMINISTRATION

COACHING
STAFFFOOTBALL
OPERATIONSBUSINESS
OPERATIONS

PLAYERS

2014 SEASON
IN REVIEWCOLTS
HISTORY

RECORDS

COLTS IN THE
COMMUNITY



Cleveland's lead to 21-16. He then added a one-yard touchdown reception with 32 seconds remaining in the fourth quarter, which proved to be the game-winner. His touchdowns were his fifth and sixth in his last six games.

- In a Week 15 win against Houston (12/14), started at wide receiver and led the team with four receptions for 50 yards. Joined Marvin Harrison and Reggie Wayne as the only Colts with 1,300-plus receiving yard seasons.
- In the team's AFC Wild Card Playoff victory against Cincinnati (1/4/15), caught six passes for 103 yards marking his third career 100-yard postseason contest. With six catches, passed Edgerrin James (28) for the fifth-most career receptions in Colts postseason history. With 103 receiving yards, moved into second place for the most receiving yards by an NFL player in his first four career postseason games.
- Started at wide receiver in the team's AFC Divisional Playoff victory at Denver (1/11/15) and caught four passes for a team-leading 72 yards (18.0 avg.). It was his fourth career postseason contest with 70-plus receiving yards. Also added one rush for a one-yard gain.
- Caught one pass for 36 yards starting at wide receiver in the team's AFC Championship Game loss at New England (1/18/15).

2013 (COLTS):

- Competed in all 16 games (10 starts) and led the team in receptions (82) and yards (1,083) while adding five touchdowns.
- Registered a team record 327 receiving yards for a single postseason (2013, two games) while his 17 receptions ranked tied for fifth.
- Became the second player in Colts history to record two 100-yard receiving games in a single postseason.
- Became the sixth player in NFL history to register 10 100-yard receiving games in the first two seasons of a career.
- Set the franchise record for the most receiving yards (1,944) and 100-yard games (10) and ranks second for the most receptions (132) in a Colts player's first two seasons with the team.
- Finished a Week 2 contest against Miami (9/15) with 124 receiving yards on six receptions. Topped his previous career-high of 113 yards all in the first half. It was the highest first half receiving yardage total for the Colts dating back to Dec. 6, 2009 when Pierre Garcon recorded 126 yards against Tennessee. With the 100-yard contest, tied Jim Mutscheller for 10th place in Colts history with his sixth career 100-yard game.
- In a Week 5 victory against Seattle (10/6), finished the game with five catches for 140 yards (28.0 avg.) and two touchdowns. Notched a 73-yard touchdown (career-long reception) on his first catch of the game in the first quarter to give the Colts their first points of the game. His second score came in the third quarter on a 29-yard reception. The first score marked his fourth career touchdown of 60 yards or more dating back to 2012. The only other player in the NFL with more in that span is Adrian Peterson (six). With 140 yards against Seattle, he tied Dallas Clark (seventh) for ninth in Colts history in career 100-plus-yard receiving performances. The multiple-touchdown performance was the second of his career.
- Recorded his eighth career 100-yard game after leading the team with seven receptions for 121 yards in a win at Houston (1/3). Established a career-high and tied a franchise record with three touchdowns. The second score came on a 58-yard pass from quarterback Andrew Luck in the fourth quarter, which marked the fifth connection the duo recorded of 50-plus yards since 2012. With 121 receiving yards, tied John Mackey (eight) for the eighth-most 100-yard games in Colts history. Returned a punt 34 yards in the second quarter, which was his longest of the season.
- In a Week 10 loss against St. Louis (11/10), posted seven receptions while totaling 130 yards. Recorded his ninth career 100-yard receiving contest and tied Bill Brooks for the seventh-most 100-plus-yard receiving performances in Colts history. Connected with quarterback Andrew Luck on a 65-yard pass in the third quarter, which was the fourth-longest between the two dating back to 2012.
- Started at wide receiver in a Week 15 win against Houston (12/15) and tallied eight receptions for 78 receiving yards. Caught five receptions in the first quarter. With eight catches, passed Marshall Faulk (108) for the fifth-most receptions in a player's first two seasons in Colts history. With 78 yards, passed Marvin Harrison (1,702) for the second-most receiving yards in a player's first two seasons in team annals.
- In a Week 16 win at Kansas City (12/22), started at wide receiver and caught five passes for 52 yards with a long reception of 31 yards. With five receptions, passed Bill Brooks and Austin Collie for the third most catches in a player's first two seasons with the Colts.
- Started at wide receiver in a Week 17 victory against Jacksonville (12/29) and set a regular season career-high with 11 receptions while totaling 155 receiving yards. With his sixth reception of the first quarter, reached the 1,000-yard receiving plateau for the first time in his career. His nine first half receptions are also the third-most for the team in a first half of play dating back to 1991 and the most for the Colts since Dallas Clark caught 11 passes against Houston in the first half on Nov. 8, 2009. Moved passed Bill Brooks (1,853) for the most receiving yards in a player's first two seasons in Colts history. Recorded his 10th 100-yard receiving performance, which ties Roger Carr for the fifth-most in Colts history. With 11 catches, passed Edgerrin James (125) for the second-most receptions in a player's first two seasons with the Colts.
- Started his first career playoff game at wide receiver during the team's AFC Wild Card victory against Kansas City (1/4/14). Led the team in receiving and added his first career postseason 200-yard receiving performance with 13 catches for 224 yards and two touchdowns. His 13 catches tied for the second-most in NFL postseason history in a



single game and set a franchise postseason record. His 224 receiving yards ranked as the third-most for a single game in NFL postseason history and set a team postseason record. It was also the second 200-yard receiving game in Colts postseason history. His two receiving touchdowns tied a franchise record and marked the fourth time in team postseason history that a receiver caught two touchdowns in a single game. Recorded the game-winning 64-yard touchdown reception with 4:21 remaining in the fourth quarter to seal the victory.

- In the team's AFC Divisional Playoff loss at New England (1/11/14), started at wide receiver and led the team in receiving, finishing with four catches for 103 yards. For the second consecutive week, topped the 100-yard receiving plateau while making long receptions of 40 and 46 yards. With four receptions, passed Brandon Stokley (22) for the seventh-most catches in Colts postseason history. With 103 receiving yards, passed Eddie Hinton (380) for the fourth-most yards in team postseason history.

2012 (COLTS):

- Played in 15 games (one start) and recorded 50 catches for 861 yards and had a team-high seven touchdowns. Carried the ball five times for 29 yards. Added 26 punt returns for 300 yards and one touchdown. Also, returned seven kickoffs for 118 yards.
- Led both teams in receiving against Jacksonville (9/23) with four receptions for 113 yards and one touchdown.
- Registered his second 100-yard performance of the season with six catches for 102 yards against Miami (11/4). Added a 36-yard touchdown, his second of the season, in the third quarter.
- Finished the game with six catches for 100 yards and two touchdowns at New England (11/18). His 100-yard outing tied him with Andre Rison (three) for the most 100-yard games in a season by a Colts rookie receiver. Became the team's first rookie receiver with two touchdowns in a game since wide receiver Blair White (two) on Nov. 21, 2010 at New England.
- Caught three passes for 33 yards and one touchdown and returned four punts for 111 yards, including a 75-yard score against Buffalo (11/25). Became the first player in Colts history with a punt return for a touchdown and a receiving touchdown in the same game. His punt return for a touchdown was the team's first since Dec. 16, 2007 when T.J. Rushing logged a 90-yard return for a score. Was named AFC Special Teams Player of the Week for his performance.
- Finished a Week 13 contest at Detroit (12/2) with a team-leading six receptions for 100 yards. With his total, he set a new club record for 100-yard receiving games by a rookie (four), topping Andre Rison's old record of three, which was set in 1989.
- Finished the game with three catches for 78 yards and one touchdown at Houston (12/16). His score came on a 61-yard reception from Andrew Luck in the second quarter.
- Made his first start of the season at wide receiver at Kansas City (12/23) and caught two passes for 34 yards.
- Finished the game with four catches for 111 yards and one touchdown against Houston (12/30). Topped the 100-yard receiving plateau for the fifth time in 2012, improving his franchise rookie record for the most 100-yard games in a rookie season. Tied John Mackey and Austin Collie (seven) for the third-most touchdowns by a rookie in Colts history. The 70-yard catch was a season-long.
- Finished second on the team in receiving with eight catches for 66 yards in the Colts AFC Wild Card Playoff loss at Baltimore (1/6/13). Caught a long pass of 25 yards.

COLLEGE:

- Started 37-of-50 games at Florida International, where he graduated with school career records for receptions (229), receiving yards (3,351) and touchdowns (24). Also contributed with 498 rushing yards and seven scores on 69 carries and completed two passes for 38 yards and a touchdown.
- Named a Third Team All-America selection as an all-purpose back by *The NFL Draft Report*, adding honorable mention honors from *Sports Illustrated* in 2011.
- Awarded Sun Belt Conference Player of the Year in 2010 and earned All-Sun Belt Conference first-team accolades in 2010 and 2011.
- Garnered Sun Belt Conference Freshman of the Year accolades from *Sporting News* and *Rivals.com*, was named the Freshman of the Year by the Sun Belt Conference and was an All-Sun Belt Conference first-team choice as a kick return specialist and all-purpose player.
- Selected to the Freshman All-America team as a punt return specialist by the Football Writers Association of America and Freshman All-America kick returner by *The Sporting News*. Also received Honorable Mention All-America accolades from *Sports Illustrated*.
- Returned 49 punts for 614 yards and two touchdowns, as all three marks set school career records. His 97-yard scoring punt return against Florida Atlantic (11/12/11) set the FIU record and ranked as the second-longest in Sun Belt Conference history.
- Returned 105 kickoffs for 2,855 yards and four touchdowns, setting the school and Sun Belt career record for scoring returns and total runbacks.
- Graduated holding FIU and conference all-time records, in addition to ranking fifth in NCAA FBS history with



7,498 all-purpose yards (149.96 avg. per game).

- Found the end zone 37 times to set a school career record for touchdowns, while his 224 points rank second in school annals.
- Finished 10th among active NCAA Football Bowl Subdivision performers for receptions (229), sixth for receiving yards (3,351) and 14th for touchdown receptions (24).
- Established Sun Belt Conference all-time records for receiving yards (3,351) and touchdown grabs (24), while his receptions (229) rank second in league annals.
- Set FIU season records with 72 receptions for 1,038 yards in 2011.
- Returned 36 kickoffs as a freshman to set the school season record while his 841 yards on those runbacks rank second in single-season annals.

PERSONAL:

- Attended Miami Springs (Fla.) High School.
- Named the Dade County Athlete of the Year and added *Miami Herald* First Team All-Dade honors in football as a senior and in basketball as a junior.
- Garnered 6A second-team all-state honors from the Florida Sports Writers Association in 2007.
- As a senior, caught 42 passes for 785 yards and 16 touchdowns. Also scored four times on kick returns.
- Played wide receiver and defensive back as a sophomore, accumulating eight interceptions and 650 receiving yards.
- Served as the 2014 Bleed Blue Blood Drive spokesperson and featured player.
- Hosted a Strikes For Kids bowling event in 2014, benefitting high school scholarships.
- Assisted with the "Saving Our Youth" Celebrity Basketball Tournament at the Indiana Black Expo in 2013.
- Participated in the 2012 Colts Rookie Community Blitz at Concord Neighborhood Center, helping local children with reading, crafts and fitness activities.
- Participates in the Community Ticket Block program and has sent more than 200 youth to a Colts game.
- Participated in the Colts QB Shopping event with Shepherd Community Center as a volunteer shopper.
- Participated in the Colts Play 60 Super School visit.
- Majored in sports broadcasting at Florida International.
- A native of Miami.

CAREER REGULAR SEASON STATISTICS

Year	RECEIVING							RUSHING				
	GP	GS	No.	Yards	Avg.	LG	TD	No.	Yards	Avg.	LG	TD
2014 IND	15	15	82	1,345	16.4	73t	7	2	20	10.0	15	0
2013 IND	16	10	82	1,083	13.2	73t	5	2	6	3.0	0	0
2012 IND	15	1	50	861	17.2	70t	7	5	29	5.8	19	0
TOTAL	46	26	214	3,289	15.4	73t	19	9	55	6.1	19	0

CAREER REGULAR SEASON RETURN STATISTICS

Year	GP	GS	PR	FC	Yards	Avg.	LG	TD	KR	Yards	Avg.	LG	TD
2014 IND	15	15	0	0	0	0.0	0	0	1	0	0.0	0	0
2013 IND	16	10	17	12	159	9.4	34	0	0	0	0.0	0	0
2012 IND	15	1	26	18	300	11.5	75t	1	7	118	16.9	26	0
TOTAL	46	26	43	30	459	10.7	75t	1	8	118	16.9	26	0

CAREER POSTSEASON STATISTICS

Year	RECEIVING							RUSHING				
	GP	GS	No.	Yards	Avg.	LG	TD	No.	Yards	Avg.	LG	TD
2014 IND	3	3	11	211	19.2	36	0	1	1	1.0	1	0
2013 IND	2	2	17	327	19.2	64t	2	0	0	0.0	0	0
2012 IND	1	0	8	66	8.3	25	0	0	0	0.0	0	0
TOTAL	6	5	36	604	16.8	64t	2	1	1	1.0	1	0

CAREER POSTSEASON RETURN STATISTICS

Year	GP	GS	PR	FC	Yards	Avg.	LG	TD	KR	Yards	Avg.	LG	TD
2014 IND	3	3	1	1	10	10.0	10	0	0	0	0.0	0	0
TOTAL	3	3	1	1	10	10.0	10	0	0	0	0.0	0	0

ADDITIONAL STATISTICS: Recorded one pass attempt at Kansas City (12/23/12).



GETTING TO KNOW T.Y. HILTON

Favorite team and/or athlete outside of football: LeBron James

Favorite musician and/or song: "The World's Greatest" by R. Kelly

Hobbies outside of football: Basketball

Favorite food: Fast food

Favorite vacation spot: Orlando, Fla.

If you could have lunch with three people, living or dead, who would they be: LeBron James, Michael Jordan and Michael Jackson

Favorite movie: *The Sandlot*

What's the one thing you couldn't live without: My video games



KHALED HOLMES
62 CENTER/GUARD
 6-3 309 USC

NFL Exp: 3 (3rd Year with Colts)

Born: 1/19/90

How Acquired: D4 – 2013 (121st overall)

GP/GS (Postseason): 8/2 (3/3)

CAREER TRANSACTIONS:

- Selected by the Colts in the fourth round (121st overall) of the 2013 NFL Draft.

2014 (COLTS):

- Competed in five games at center and guard and made two starts at center. Assisted a Colts offense that set a franchise single-season record for net yards (6,506) and net passing yards (4,894). Also started at center for all three postseason contests.
- Was inactive for the first 12 weeks of the regular season.
- Saw his first action of the season in a Week 13 win against Washington (11/30). Served as an extra protector on the offensive line and was on the field for the team's first touchdown of the game, a 30-yard score from Andrew Luck to Coby Fleener.
- In a Week 14 victory at Cleveland (12/7), saw action at guard filling in for an injured Joe Reitz and assisted the offense in totaling 362 net yards. Provided time for Andrew Luck to complete 24 passes for 294 yards and two touchdowns, including the game-winning score to T.Y. Hilton with 32 seconds remaining in the fourth quarter.
- Started his first career NFL contest at center in a Week 16 loss at Dallas (12/21). Helped the offense generate 235 gross passing yards.
- In a Week 17 victory at Tennessee (12/28), started at center and blocked for Andrew Luck to set the franchise single-season record with 4,761 passing yards. Provided time for the Colts offense to generate 378 net yards.
- Made his first career postseason start at center in the team's AFC Wild Card Playoff win against Cincinnati (1/4/15). Was part of an offensive line that assisted the team in recording the third-highest single game net yardage total (482) in Colts postseason history. The unit allowed only 1.0 sack and provided time for Andrew Luck to throw for 376 yards.
- Started at center in the team's AFC Divisional Playoff victory at Denver (1/11/15) and was part of an offensive line that did not allow a sack as the team compiled 364 net yards. Blocked for Andrew Luck to throw for 265 yards and two touchdowns in the win.
- In the team's AFC Championship Game loss at New England (1/18/15), started at center and blocked for the Colts to record 209 net yards of offense.

2013 (COLTS):

- In his rookie season with the Colts, competed in three games, was active but did not play in four contests and was inactive for nine games.
- Participated on special teams during a Week 15 win against Houston (12/15).
- Saw action on special teams in a Week 16 victory at Kansas City (12/22).

ADMINISTRATION

COACHING
STAFFFOOTBALL
OPERATIONSBUSINESS
OPERATIONS

PLAYERS

2014 SEASON
IN REVIEWCOLTS
HISTORY

RECORDS

COLTS IN THE
COMMUNITY



- Competed on special teams during a Week 17 win against Jacksonville (12/29).
- Listed as inactive for the team's AFC Wild Card Playoff victory against Kansas City (1/4/14) and AFC Divisional Playoff loss at New England (1/11/14).

COLLEGE:

- Appeared in 40 games for Southern California, starting in 37 contests (24 at center and 13 at right offensive guard).
- In three seasons as a starter, was credited with 227 knockdowns/key blocks and recorded 27 touchdown-resulting blocks.
- In two seasons at center, called blocking assignments for an offensive line that yielded only 25.0 quarterback sacks during that 24-game span.

PERSONAL:

- Attended Mater Dei High School in Santa Ana, Calif.
- Named to the 2005 Cal-Hi Sports All-State Sophomore first-team.
- In 2006, earned Cal-Hi Sports All-State second-team, Cal-Hi Sports All-State Underclass first-team, *Los Angeles Times* All-Star and All-Trinity league recognition.
- Received *PrepStar* and EA Sports All-America honors.
- Was a member of the ESPN 150 team and was also named to the *SuperPrep* All-Farwest, *PrepStar* All-West, *Long Beach Press-Telegram* Best in the West Best of the Rest and *Tacoma News Tribune* Western 100 Squads as a senior.
- Garnered Cal-Hi Sports All-State, All-CIF Pac-5 Division, *Los Angeles Times* All-Star, *Orange County Register* All-Orange County and All-Trinity League Co-Lineman of the Year honors.
- Received his bachelor's degree in communications at the University of Southern California in the spring of 2011 and is completing courses towards a master's degree in communication management.
- Father, Mike, was a defensive end that competed for the Michigan Wolverines from 1974-75.
- Brother, Alex, was a standout tight end at Southern California (2000-04) who had 82 career receptions and was a member of USC's 2003 and 2004 national championship squads before going on to play with the NFL's Miami Dolphins in 2005.
- Brother-in-law, Troy Polamalu, is a former Trojan All-America selection (1999-2002) and a former NFL All-Pro safety of the Pittsburgh Steelers.
- Was a speaker at the team's Hispanic Heritage Month Football Camp.
- Was a participant at the Colts Rookie Community Blitz at the Chase Legacy Center.
- Participated in a Colts Play 60 Challenge event.
- Was a volunteer for the Colts Horseshoe Helpings event and packed meals for the Million Meal Marathon event for Kids Against Hunger.
- A native of Santa Ana, Calif.

CAREER GP/GS:

2014 IND: 5/2 (3/3)

2013 IND: 3/0 (0/0)

TOTAL: 8/2 (3/3)**GETTING TO KNOW KHALED HOLMES****Favorite team and/or athlete outside of football:** Los Angeles Lakers**Favorite food:** Whatever my mom cooks**If you could have lunch with three people, living or dead, who would they be:** Abraham Lincoln, Dr. Martin Luther King, Jr. and Jesus Christ**Favorite movie:** *The Godfather* and *The Godfather: Part II***What's the one thing you couldn't live without:** Internet
 ADMINISTRATION
 COACHING STAFF
 FOOTBALL OPERATIONS
 BUSINESS OPERATIONS
PLAYERS
 2014 SEASON IN REVIEW
 COLTS HISTORY
 RECORDS
 COLTS IN THE COMMUNITY



TYLER HOOVER

64^{TACKLE}

6-7 321 MICHIGAN STATE

NFL Exp: 1 (1st Year with Colts)

Born: 1/28/90

How Acquired: FA – 2014

GP/GS (Postseason): 0/0 (0/0)

CAREER TRANSACTIONS:

- Signed by the Colts to a reserve/future contract on January 19, 2015.
- Signed to the Colts practice squad on December 17, 2014.
- Released by the Colts from the practice squad on September 2, 2014.
- Signed to the Colts practice squad on September 1, 2014.
- Waived by the Colts on August 30, 2014.
- Signed by the Colts as an undrafted free agent on May 13, 2014.

2014 (COLTS):

- Spent the last two weeks of the regular season and the entire postseason on the Colts practice squad.

COLLEGE:

- Played in 48 career games (23 starts) at Michigan State as a defensive end and recorded 93 tackles, nine tackles for loss, 7.5 sacks, six passes defended, three forced fumbles and one fumble recovery.
- As a senior in 2013, started 11 games and posted career highs in tackles for loss (4.5) and sacks (4.0).
- Was also named Michigan State's Big Ten Sportsmanship Award recipient.
- As a sophomore in 2010, appeared in all 13 games (nine starts) and tallied a career-high 36 tackles, including 3.0 sacks.
- Was presented with the Danziger Award as the team's outstanding Detroit-area player.

PERSONAL:

- Attended Novi (Mich.) High School and was rated among the nation's top strongside defensive ends by *Rivals.com* (No. 19).
- Was a *Tom Lemming's Prep Football Report* All-America selection.
- Named to the *SuperPrep* and *PrepStar* All-Midwest Teams.
- Named to *The Detroit News* and *Detroit Free Press* Dream Teams and was selected to the *Detroit News* All-North and All-Metro Teams.
- Was a three-year starter at defensive end and also started at offensive tackle.
- Recorded 109 tackles as a senior as well as 12 tackles for loss, 8.0 sacks, five forced fumbles and three passes defended.
- Was a three-year letterman in basketball and was named the Kensington Valley Conference Defensive Player of the Year as a junior.
- Graduated with a degree in studio art and is pursuing a master's degree in advertising.
- A native of Novi, Mich.

CAREER GP/GS:

2014 IND: 0/0 (0/0)

TOTAL: 0/0 (0/0)

ADMINISTRATION

COACHING
STAFFFOOTBALL
OPERATIONSBUSINESS
OPERATIONS

PLAYERS

2014 SEASON
IN REVIEWCOLTS
HISTORY

RECORDS

COLTS IN THE
COMMUNITY

GETTING TO KNOW TYLER HOOVER

Favorite team and/or athlete outside of football: LeBron James
Favorite musician and/or song: Kid Cudi – “Pursuit of Happiness”
Hobbies outside of football: Wakeboarding and graphic design
What is something interesting about you that most people may not know: I have an art degree
Favorite food: Filet wrapped in bacon
Favorite vacation spot: Torch Lake in Northern Michigan
If you could have lunch with three people, living or dead, who would they be: Mom, girlfriend and Tupac Shakur
Favorite movie: *American Sniper*
What’s the one thing you couldn’t live without: My mom



MONTORI HUGHES

95

DEFENSIVE TACKLE
 6-4 350 UT MARTIN

NFL Exp: 3 (3rd Year with Colts) **Born:** 8/25/90
How Acquired: D5 – 2013 (139th overall) **GP/GS (Postseason):** 16/1 (3/0)

CAREER TRANSACTIONS:

- Selected by the Colts in the fifth round (139th overall) of the 2013 NFL Draft.

2014 (COLTS):

- Competed in 12 games (one start) and compiled 12 tackles (eight solo), one pass defensed and one fumble recovery. Also saw action in all three postseason contests and recorded four tackles (three solo) and one fumble recovery.
- Started his first career NFL contest at nose tackle in the team’s Week 5 victory against Baltimore (10/5). Notched one tackle and one fumble recovery. The recovery, which was the first of his career, came on Baltimore’s opening offensive possession and led to a Colts field goal.
- Notched one tackle in a Week 7 victory against Cincinnati (10/19). Was part of a defense that held the Bengals to 135 net yards in the shutout win.
- Tallied two tackles, one tackle for loss and one pass defensed in a Week 12 victory against Jacksonville (11/23). Was part of a defense that limited the Jaguars to 194 net yards.
- Competed in his first career postseason game during the team’s AFC Wild Card Playoff win against Cincinnati (1/4/15) and finished with one tackle and one fumble recovery on a Jerrell Freeman sack-forced fumble.
- In the team’s AFC Divisional Playoff victory at Denver (1/11/15), competed on the defensive line, but did not record a tackle.
- Totaled three tackles seeing action on the defensive line in the team’s AFC Championship Game loss at New England (1/18/15).

2013 (COLTS):

- Saw action in four games during his rookie season and compiled seven tackles (four solo).
- Competed in his first career NFL game during a Week 9 victory at Houston (11/3) and finished with one tackle.
- Participated on the defensive line in a Week 10 loss against St. Louis (11/10) and registered two tackles.
- Saw action on the defensive line during a Week 14 loss at Cincinnati (12/8) and finished with two tackles.
- Finished with two tackles in a Week 15 victory against Houston (12/15).
- Placed on Injured Reserve on December 24.

COLLEGE:

- For his career, appeared in 47 games (23 starts) and recorded 109 tackles (46 solo), 5.0 sacks, 18.0 tackles for loss and 22 quarterback pressures.


SINGLE-GAME HIGHS

Tackles: 2, four times (Last: vs. JAX 11/23/14)
Sacks: 0.0
FF: 0
FR: 1 vs. BAL (10/5/14)
Int: 0
PD: 1 vs. JAX (11/23/14)



- Deflected five passes, caused three fumbles and recovered one fumble.
- In two seasons at UT Martin, posted 72 tackles (29 solo), 5.0 sacks, 15.0 tackles for loss and 16 pressures.
- During his two years with the University of Tennessee, totaled 37 tackles (17 solo), adding 3.0 stops behind the line of scrimmage and six pressures.

PERSONAL:

- Was a three-year starter at Siegel High School in Murfreesboro, Tenn.
- Selected as a team captain as a senior and responded with 106 tackles, 13.0 sacks and 25.0 tackles for loss.
- Named the team's MVP, adding Region 4-5A Defensive MVP, all-region, all-area and all-county accolades in 2007.
- Chosen as an all-mid-state second-team choice that was sponsored by *The Tennessean*.
- Participated in the Toyota East-West All-Star Classic.
- As a junior, was named all-region, all-area and all-county in 2006.
- Also excelled on the basketball court, lettering two years as a sophomore and junior.
- Was a participant at the Colts Rookie Community Blitz at the Chase Legacy Center.
- Majored in arts & sciences.
- A native of Murfreesboro, Tenn.

CAREER REGULAR SEASON STATISTICS

Year	GP	GS	Solo	Asst.	Total	Sacks	PD	FF	FR	INT	Yds	Avg.	LG	TD
2014 IND	12	1	8	4	12	0.0	1	0	1	0	0	0.0	0	0
2013 IND	4	0	4	3	7	0.0	0	0	0	0	0	0.0	0	0
TOTAL	16	1	12	7	19	0.0	1	0	1	0	0	0.0	0	0

CAREER POSTSEASON STATISTICS

Year	GP	GS	Solo	Asst.	Total	Sacks	PD	FF	FR	INT	Yds	Avg.	LG	TD
2014 IND	3	0	3	1	4	0.0	0	0	1	0	0	0.0	0	0
2013 IND	INJURED RESERVE													
TOTAL	3	0	3	1	4	0.0	0	0	1	0	0	0.0	0	0

GETTING TO KNOW MONTORI HUGHES

Favorite team and/or athlete outside of football: Jon "Bones" Jones (UFC)

Favorite musician and/or song: Lil Boosie

Hobbies outside of football: Video games

Favorite food: Salmon

Favorite vacation spot: Wherever my family is

If you could have lunch with anybody, living or dead, who would they be: My mother and grandmother

Favorite movie: *Friday*

What's the one thing you couldn't live without: Family



NATE IRVING
55 INSIDE LINEBACKER
 6-1 253 NORTH CAROLINA STATE

NFL Exp: 5 (1st Year with Colts)

Born: 7/12/88

How Acquired: UFA – 2015 (DEN)

GP/GS (Postseason): 54/12 (6/3)

CAREER TRANSACTIONS:

- Signed by the Colts as an unrestricted free agent on March 23, 2015.
- Selected by the Denver Broncos in the third round (67th overall) of the 2011 NFL Draft.

2014 (BRONCOS):

- Played and started eight games before being

SINGLE-GAME HIGHS

Tackles: 13 at SEA (9/21/14)

Sacks: 1.0, two times (Last: vs. IND 9/7/14)

FF: 0

FR: 0

Int: 0

PD: 1, two times (Last: vs. JAX 10/13/13)

ADMINISTRATION

COACHING
STAFFFOOTBALL
OPERATIONSBUSINESS
OPERATIONS

PLAYERS

2014 SEASON
IN REVIEWCOLTS
HISTORY

RECORDS

COLTS IN THE
COMMUNITY

- placed on Injured Reserve on November 13 with a knee injury.
- Finished the year with a new single-season career-high in tackles (44 total, 25 solo), six tackles for loss and 1.0 sack. Also recorded two special teams stops.
 - Posted five tackles (four solo) and two tackles for loss in a 31-24 win against Indianapolis (9/7).
 - Compiled 11 tackles (seven solo) against Kansas City (9/14) in Week 2.
 - Set a single-game career-high with 13 tackles (two solo) at Seattle (9/21). Tackled running back Marshawn Lynch for a one-yard loss in the end zone for a safety early in the fourth quarter.
 - Recorded four tackles (three solo) and one tackle for loss in a 31-17 win at the New York Jets (10/12).
 - Notched seven tackles (six solo) in a 35-21 win over San Diego (10/23).
 - Posted four tackles (two solo) at New England (11/2) before leaving the game in the fourth quarter with a knee injury.

2013 (BRONCOS):

- Played in 15 games with four starts and compiled 34 tackles (23 solo) and eight tackles for loss. Also had one pass defended, 1.0 sack and six special teams stops.
- Recorded four tackles, including one tackle for loss against Baltimore (9/5).
- Tied for the team lead with eight tackles, including one for loss against Oakland (9/23). Also had one special teams tackle in the win.
- Extended his streak to four-straight games with a tackle for loss with one against Philadelphia (9/29).
- Tied for third on the team with five tackles, including one for loss at Houston (12/22).
- Recorded his first career sack for an eight-yard loss at Oakland (12/29).
- Started all three playoff contests, finishing with eight tackles and one pass defended.
- Made his first career postseason start against San Diego (1/12/14), tallying three tackles in the AFC Divisional Playoff win.
- Had two tackles in an AFC Championship Game victory against New England (1/19/14).
- Tallied three tackles and one pass defended in Super Bowl XLVII against Seattle (2/2/14).

2012 (BRONCOS):

- Played 15 regular season games and tied for the team lead with 10 special teams tackles.
- Played 36 snaps on defense and tallied three tackles and one pass defended.
- Led the Broncos with a pair of special teams stops at Atlanta (9/17).
- Posted his first two career defensive tackles to go along with one special teams stop at San Diego (10/15).
- Recorded his first pass defended against New Orleans (10/28).
- Led the team with a pair of special teams stops against San Diego (11/18). Also blocked his first career punt in the game.
- Downed Britton Colquitt's punt at the four-yard line in the second quarter against Tampa Bay (12/2).
- Made his third career postseason appearance in an AFC Divisional Playoff game against Baltimore (1/12/13), but did not record a tackle.

2011 (BRONCOS):

- Played in all 16 regular season games as a rookie, totaling four special teams tackles.
- Saw action at linebacker in both of the Broncos playoff contests, notching one tackle.
- Recorded his first career special teams tackle at Green Bay (10/2).
- Notched two special teams stops at Kansas City (11/13) to lead the team.
- Tallied another special teams stop the following week in a win vs. the New York Jets (11/17).
- Recorded his first career postseason tackle in Denver's AFC Divisional Playoff Game at New England (1/14/12).

COLLEGE:

- Competed in 34 games (26 starts) at North Carolina State University and totaled 233 tackles (136 solo), 8.5 sacks, 39.5 tackles for loss, four interceptions, six forced fumbles and three fumbles recovered.
- As a senior in 2010, was named a *Scout.com* First Team All-America choice and was named a First Team Atlantic Coast Conference selection after leading the Wolfpack with 97 tackles (51 solo), including 20.5 tackles for loss and 6.5 sacks.
- Presented with the ACC's prestigious Piccolo Award (most courageous player) following his senior season after returning from missing the entire 2009 campaign recovering from multiple injuries sustained in a car crash.
- Set an NCAA single-game record in 2010 with eight tackles for loss in a win against Wake Forest.

PERSONAL:

- Attended Wallace-Rose Hill High School in Teachey, N.C.
- Played tight end and linebacker as a senior, totaling 110 tackles, 3.0 sacks, one interception and six forced fumbles to go along with 12 all-purpose touchdowns.



- Invited to play in the North Carolina Shrine Bowl and was selected as an All-Super Six Conference first-team choice.
- Graduated from North Carolina State with a degree in program management and a minor in zoology.

CAREER REGULAR SEASON STATISTICS

Year	GP	GS	Solo	Asst.	Total	Sacks	PD	FF	FR	INT	Yds	Avg.	LG	TD
2014 DEN	8	8	25	19	44	1.0	0	0	0	0	0	1.0	0	0
2013 DEN	15	4	23	11	34	1.0	1	0	0	0	0	0.0	0	0
2012 DEN	15	0	1	2	3	0.0	1	0	0	0	0	1.0	0	0
2011 DEN	16	0	0	0	0	0.0	0	0	0	0	0	0.0	0	0
TOTAL	54	12	49	32	81	2.0	2	0	0	0	0	0.0	0	0

CAREER POSTSEASON STATISTICS

Year	GP	GS	Solo	Asst.	Total	Sacks	PD	FF	FR	INT	Yds	Avg.	LG	TD
2013 DEN	3	3	8	0	8	0.0	1	0	0	0	0	0.0	0	0
2012 DEN	1	0	0	0	0	0.0	0	0	0	0	0	0.0	0	0
2011 DEN	2	0	1	0	1	0.0	0	0	0	0	0	0.0	0	0
TOTAL	6	3	9	0	9	0.0	1	0	0	0	0	0.0	0	0

SPECIAL TEAMS TACKLES: 22 (2014 - 2, 2013 - 6, 2012 - 10, 2011 - 4)

GETTING TO KNOW NATE IRVING


Favorite team and/or athlete outside of football: New York Knicks/Carmelo Anthony

Favorite musician and/or song: Pastor Troy

Favorite food: Mac and cheese

Favorite vacation spot: My house

Favorite movie: *Halloween*



D'QWELL JACKSON
52 INSIDE LINEBACKER
 6-0 242 MARYLAND

NFL Exp: 10 (2nd Year with Colts)

Born: 9/26/83

How Acquired: FA – 2014

GP/GS (Postseason): 113/112 (3/3)

CAREER TRANSACTIONS:

- Signed by the Colts as a free agent on March 6, 2014.
- Selected by the Browns in the second round (34th overall) of the 2006 NFL Draft.

PRO CAREER:

- Earned his first career Pro Bowl selection in 2014 after leading the Colts with 184 tackles while adding 4.0 sacks, four fumble recoveries, one forced fumble and one pass defended.
- In nine seasons, has started 112-of-113 games (2006-2014) and holds a streak of 64 consecutive starts.
- Has recorded seven-career 100-tackle seasons while leading the Browns in stops from 2007-08, 2011-13.
- Started all 16 games for the fifth time in his career in 2014.
- With the Browns in 2013 played in 1,149-of-1,150 (99.9%) defensive snaps.
- In 2012, earned AFC Defensive Player of the Week honors (Week 12). Was also named AFC Defensive Player of the Month in September of 2011.
- Earned his second AFC Defensive Player of the Week honor after totaling 12 tackles (seven solo), two tackles for loss, one pass defended and one fumble recovery, which he returned 35 yards for a touchdown in a win against

SINGLE-GAME HIGHS

Tackles:	20 at TEN (12/7/08)
Sacks:	3.0 at CIN (9/16/12)
FF:	1, six times (Last: at JAX 9/21/14)
FR:	1, 11 times (Last: at DAL 12/21/14)
INT:	2 at TEN (12/7/08)
PD:	3, two times (Last: at PHI 9/9/12)

- Washington on Nov. 30, 2014.
- In 2012, earned the Browns Dino Lucarelli Good Guy Award.
- Was honored as the Browns recipient of the Ed Block Courage Award in 2011.

QUICK HITS

In his first season with the Colts, Jackson led the team in tackles (184) while adding 4.0 sacks and four fumble recoveries en route to his first career Pro Bowl selection. He has recorded seven career 100-tackle seasons.

2014 (COLTS):

- Started all 16 games at inside linebacker and led the team with 184 tackles (111 solo). Also contributed with 4.0 sacks, 10 tackles for loss, four fumble recoveries, one forced fumble and one pass defended. Started all three postseason games and finished with 33 tackles (20 solo), one interception and two passes defended.
- Earned his first career Pro Bowl selection and was named AFC Defensive Player of the Week for a Week 13 performance against Washington.
- Made his Colts debut starting at inside linebacker in a Week 1 meeting at Denver (9/7). Finished the game with 13 tackles (six solo).
- Recorded his 50th consecutive start at inside linebacker in a Week 2 loss against Philadelphia (9/15). Compiled eight tackles (four solo) and one tackle for loss.
- In a Week 3 victory at Jacksonville (9/21), started at inside linebacker in his 100th career NFL contest. Led the team with 13 tackles (10 solo) while adding 1.0 sack and one forced fumble. His sack in the second quarter was his first as a member of the Colts and number 12.5 for his career. The quarterback takedown led to a Jaguars punt. Contributed with a forced fumble late in the second quarter, which was recovered by cornerback Darius Butler. The Colts scored a touchdown on the following possession.
- Started in his 100th career game and led the team with 12 tackles (eight solo) and 1.0 sack in a Week 4 victory against Tennessee (9/28). Dropped Charlie Whitehurst for a loss of nine yards on a third down in the third quarter to force a punt. The sack was his second of the season and number 13.5 of his career.
- In a Week 6 win at Houston (10/9), started at MIKE linebacker and notched eight tackles (six solo), 1.0 sack and one fumble recovery. The sack came on a third down and forced a Texans punt. The fumble recovery came on Houston's last offensive possession to seal the victory. Quarterback Ryan Fitzpatrick was sacked by Bjoern Werner who forced the fumble.
- Started at MIKE linebacker in a Week 7 victory against Cincinnati (10/19) and totaled 11 tackles (six solo). Was part of a defense that held the Bengals to 135 net yards in the shutout win.
- In a Week 8 loss at Pittsburgh (10/26), started at MIKE linebacker and tied his season-high with 15 tackles (12 solo).
- Led the team with 14 tackles (seven solo), 1.0 sack and one fumble recovery starting at MIKE linebacker in a Week 12 victory against Jacksonville (11/23). The fumble recovery was his second of the season and the ninth of his career. Added his lone sack of the game when he brought down Blake Bortles for a 12-yard loss in the third quarter, forcing a Jaguars punt. He improved his season sack total to 4.0, which set a new single-season career-high.
- Started at MIKE linebacker in a Week 13 win against Washington (11/30) and tied for the team lead with 12 tackles (seven solo), two tackles for loss, one pass defended and one fumble recovery, which he returned 35 yards for a touchdown. Following an Erik Walden sack-forced fumble in the third quarter, scooped up the ball and took it to the end zone for a score giving Indianapolis a 35-17 lead. It was his second career touchdown (27-yard interception return against Philadelphia on Sept. 9, 2012). Earned AFC Defensive Player of the Week honors for his performance.
- In a Week 14 victory at Cleveland (12/7) started at MIKE linebacker and led the team with 15 tackles (10 solo) while adding one tackle for loss and one quarterback hit. Reached 150 tackles for the season for the third time in his career (2008 and 2011 with Cleveland). Was part of a defense that limited the Browns to 248 net yards and 137 net passing yards.
- Started at MIKE linebacker in a Week 16 loss at Dallas (12/21) and finished with eight tackles (five solo) while adding two tackles for loss and one fumble recovery. The fumble recovery established a new single-season career-best with four.
- In a Week 17 victory at Tennessee (12/28), led the team with 13 tackles (nine solo) while adding one tackle for loss. Was part of a defense that held the Titans to 192 net yards.
- Started his first career NFL playoff game at MIKE linebacker in an AFC Wild Card Playoff victory against Cincinnati (1/4/15). Contributed with eight tackles (three solo) and one pass defended.
- In the team's AFC Divisional Playoff win at Denver (1/11/15), started at MIKE linebacker and led the team with 12 tackles (10 solo).
- Started at MIKE linebacker in the team's AFC Championship Game loss at New England (1/8/15) and tied for the team lead with 13 tackles (seven solo), his first career postseason interception and one pass defended. Picked off Tom Brady in the second quarter to stall a potential scoring drive. The interception led to a Colts 93-yard touchdown drive on the team's ensuing possession.

2013 (BROWNS):

- As a defensive captain, started all 16 games at inside linebacker and tallied a team-high 143 tackles (92 solo), 1.5 sacks, seven passes defended, one interception, one forced fumble and one fumble recovery.



- Played in 1,149-of-1,150 (99.9%) defensive snaps, missing only a Hail Mary attempt at the end of a game against Minnesota (9/22).
- Posted 10-plus tackles in seven games.
- Tied the team lead with 10 tackles while adding one pass defended that led to an interception in the season opener against Miami (9/8).
- Notched eight tackles and his lone fumble recovery of the season in a Week 2 loss at Baltimore (9/15).
- Tied his season-high with 11 tackles (eight solo) and added one forced fumble in a Week 3 win at Minnesota (9/22).
- Recorded 11 tackles (seven solo) for the second consecutive week and contributed with one pass defended in a Week 4 victory against Cincinnati (9/29).
- In Week 8, tied a team-high with 10 tackles (six solo) and registered his third-career multiple-sack game (1.5) at Kansas City (10/27). Both sacks forced Kansas City punts.
- Posted a team-leading nine tackles (seven solo) while adding one pass defended in a Week 9 victory against Baltimore (11/3).
- Tied for the team lead with 10 tackles (five solo) in a Week 11 loss at Cincinnati (11/17).
- Finished with nine tackles (eight solo), one interception and one pass defended in a Week 14 loss at New England (12/8). His first quarter interception set up a Browns field goal and ended Tom Brady's streak of 109 consecutive passes at Gillette Stadium without an interception.
- Led the team and posted his sixth game of the season with double-digit tackles (10) while contributing with one pass defended in a Week 16 loss at the New York Jets (12/22).

2012 (BROWNS):

- Started all 16 games at inside linebacker and registered a team-high 119 tackles while adding 3.5 sacks, two interceptions, seven passes defended, two fumble recoveries and two forced fumbles.
- The season marked the fifth time in his career he reached the 100-tackle plateau and the second in-a-row.
- Became the first Browns player to have an interception in the first two games of a season since Anthony Henry in 2004 and the first Browns linebacker to have an interception in the first two games of a season since the NFL merger in 1970.
- Served as a defensive captain and was voted as a first alternate at middle linebacker for the AFC Pro Bowl squad.
- Earned the Browns Dino Lucarelli Good Guy Award.
- Picked off a Michael Vick pass in the fourth quarter against Philadelphia (9/9), and returned it 27 yards for his first career touchdown.
- Tallied a career-high 3.0 sacks at Cincinnati (9/16). Became the first Brown to have 3.0 sacks in a game since Kenard Lang had three against Baltimore on Sept. 12, 2004 and the first Browns linebacker to have 3.0-or-more sacks in a game since Andre Davis had 4.0 at Kansas City on Nov. 9, 2003.
- Led the team with nine tackles and added a fumble recovery and a forced fumble against Pittsburgh (11/25), which were two of eight turnovers forced by the Browns defense on the day. Named AFC Defensive Player of the Week for his performance.

2011 (BROWNS):

- Started all 16 games at middle linebacker and led the team with 158 tackles, a career-high 3.5 sacks, an interception, a forced fumble and three fumble recoveries.
- His tackle total was second in the NFL, trailing only Washington's London Fletcher (166).
- His three fumble recoveries led the team and tied for the most defensive recoveries in the AFC, along with Baltimore's Haloti Ngata, New England's Rob Ninkovich and Indianapolis' Robert Mathis.
- Cited as the NFL Comeback Player of the Year by Peter King of *Sports Illustrated*.
- Voted by the local media as the Browns 2011 Player of the Year and was the recipient of the team's Ed Block Courage Award.
- Named AFC Defensive Player of the Month for September after registering 30 tackles, 2.5 sacks, a fumble recovery, a forced fumble and a pass defended in three games as the Browns allowed just five touchdowns and went 2-1 in the month.
- Named to *USA Today's* All-Joe Team.
- Led the Browns in tackles 13 times and accounted for double digit tackle totals on eight occasions.
- Led the team with 10 tackles at San Francisco (10/30), including three tackles on the Browns' goal-line stand in the second quarter which ended with a stop on fourth-and-goal from the one.
- Totaled eight tackles and an interception which he returned for a career-long 24 yards at Houston (11/6).
- Notched a season-best 13 tackles, 1.0 sack and a fumble recovery at Pittsburgh (12/8).

2010 (BROWNS):

- Was inactive for the first two games of the season with a pectoral injury prior to being placed on Injured Reserve on September 25.

2009 (BROWNS):

- Started each of the first six games as inside linebacker and was voted a co-captain on defense.
- Finished the year with 57 tackles (44 solo), one forced fumble and two passes defended.
- Led the team in tackles in four of the six contests in which he appeared.
- Registered a season-high 14 tackles in addition to one pass defended and his first career forced fumble against Cincinnati (10/4).
- Sustained a pectoral injury at Pittsburgh (10/18) and was placed on Injured Reserve on October 20.

2008 (BROWNS):

- Started all 16 games and led the team with 188 tackles, 2.0 sacks, three interceptions and five passes defended.
- Intercepted Ravens quarterback Joe Flacco at Baltimore (9/21) while adding 12 tackles and one pass defended.
- Shared a sack with Santonio Thomas on a three-yard takedown of David Garrard at Jacksonville (10/26) while posting 14 tackles (eight solo).
- Recorded a six-yard sack of Joe Flacco against Baltimore (11/2).
- Registered a career-high 20 tackles and a career-best two interceptions and two passes defended at Tennessee (12/7). Both interceptions came off Kerry Collins, as Jackson became the first Browns linebacker to have two interceptions in a game since Eddie Johnson had a pair on Oct. 14, 1984 against the New York Jets.

2007 (BROWNS):

- Started 13-of-14 games at linebacker and led the team with 111 tackles while adding 1.0 sack, one interception, one fumble recovery and three passes defended. Also contributed with one special teams tackle.
- Recorded his first career interception off Matt Schaub against Houston (11/25) while totaling 11 tackles (eight solo).
- Had a season-high 12 tackles at N.Y. Jets (12/9).
- Part of a defensive effort that gave the Browns their first shutout since 2005 (11/20/05 vs. Miami, 22-0 win) and held the Bills to 232 net yards of offense in an 8-0 win against Buffalo (12/16).
- Posted seven tackles and his lone fumble recovery of the season in a loss at Cincinnati (12/23).
- Tallied his first career sack to go along with nine tackles (eight solo) in the regular season finale win against San Francisco (12/30).

2006 (BROWNS):

- Started all 13 games he appeared in and ranked second on the club with 115 tackles and 11 special teams stops while adding one pass defended.
- Was credited with double-digit tackle totals on five occasions.
- Made his NFL debut and started at weakside linebacker compiling 10 tackles against New Orleans (9/10).
- Finished with 12 tackles against Miami (10/14) and at the New York Jets (12/9).
- Was placed on Injured Reserve on December 15.

COLLEGE:

- In 48 games at the University of Maryland (2002-05), started 34 contests and became the seventh player in school history to record more than 400 career tackles.
- His 447 tackles ranked fourth on the school's all-time record list.
- Finished his collegiate career with 10.5 sacks for 62 yards, four forced fumbles, one fumble recovery, six interceptions, eight passes defended and one blocked kick.
- In 2005, became only the second Maryland player to earn the Atlantic Coast Conference Defensive Player of the Year award, joining E.J. Henderson, who earned the award in 2001 and 2002.
- Became one of three players in school annals to lead the team in tackles in three consecutive seasons.

PERSONAL:

- Attended Seminole (Fla.) High School and lettered three times in football, competing as a fullback, linebacker, quarterback and punter.
- Played in the prestigious Florida-Georgia All-Star game.
- Seminole High went 23-4 in his last two years and made the regional finals both seasons.
- Serves as a Colts Community Ticket Block sponsor.
- Embarked on a week-long visit to U.S. troops at military bases throughout Southwest Asia as part of the NFL-USO program during the 2013 offseason.
- Founded the "Read Hope, Real Dreams" season ticket program, which provided tickets, apparel and food for the East Cleveland Neighborhood organization.
- Was a nominee for the Bart Starr Award following the 2014 season.
- A native of Largo, Fla.



CAREER REGULAR SEASON STATISTICS

Year	GP	GS	Solo	Asst.	Total	Sacks	PD	FF	FR	INT	Yds	Avg.	LG	TD
2014 IND	16	16	111	73	184	4.0	1	1	4	0	0	0.0	0	1
2013 CLE	16	16	92	50	143	1.5	7	1	1	1	0	0.0	0	0
2012 CLE	16	16	64	55	119	3.5	7	2	2	2	31	15.5	27t	1
2011 CLE	16	16	116	42	158	3.5	3	1	3	1	24	24.0	24	0
2010 CLE	INJURED RESERVE													
2009 CLE	6	6	44	13	57	0.0	2	1	0	0	0	0.0	0	0
2008 CLE	16	16	114	77	191	2.0	6	0	0	3	29.0	9.7	16	0
2007 CLE	14	13	78	33	111	1.0	3	0	1	1	1	1.0	1	0
2006 CLE	13	13	58	54	112	0.0	0	0	0	0	0	0.0	0	0
TOTAL	113	112	677	397	1,075	15.5	29	6	11	8	85	10.6	27t	2

CAREER POSTSEASON STATISTICS

Year	GP	GS	Solo	Asst.	Total	Sacks	PD	FF	FR	INT	Yds	Avg.	LG	TD
2014 IND	3	3	20	13	33	0.0	2	0	0	1	6	6.0	6	0
TOTAL	3	3	20	13	33	0.0	2	0	0	1	6	6.0	6	0

ADDITIONAL STATISTICS: Returned an interception 27 yards for a touchdown vs. Philadelphia (9/9/12). Recovered a fumble and returned it 35 yards for a touchdown vs. Washington (11/30/14).

GETTING TO KNOW D'QWELL JACKSON

Hobbies outside of football: I enjoy traveling the world during the offseason

Favorite food: Steak and vegetables

Favorite vacation spot: Italy

If you could have lunch with three people, living or dead, who would they be: Barack Obama, Michael Jordan and Magic Johnson

Favorite movie: *Men of Honor*



ULRICK JOHN

68 TACKLE

6-5 311 GEORGIA STATE

NFL Exp: 2 (2nd Year with Colts)

Born: 5/20/92

How Acquired: D7 – 2014 (232nd overall)

GP/GS (Postseason): 0/0 (0/0)

CAREER TRANSACTIONS:

- Selected by the Colts in the seventh round (232nd overall) of the 2014 NFL Draft.

2014 (COLTS):

- Placed on Injured Reserve on August 26.

COLLEGE:

- Completed in 36 collegiate contests (25 starts) and was Georgia State's top lineman over his last two seasons.
- Was a two-year starter at left tackle, but also logged starts at center and guard earlier in his career with the Panthers.
- Started 11 games at left tackle as a senior and was named an All-Sun Belt Conference honorable mention selection.
- Started 10-of-11 games at left tackle as a junior and blocked for a Panthers offense that registered 110.5 rushing yards per game.

PERSONAL:

- Attended Bradwell Institute High School in Hinesville, Ga. and was a First Team All-Savannah selection by the *Savannah Morning News*.

- Played at center, defensive end and long snapper.
- Was a two-time first-team all-region choice in 3-AAAAA.
- Anchored an offensive line that paved the way for 2,000 rushing yards.
- On offense, had 32 knockdown blocks as a senior and 90 for his career. Recorded 26 tackles with nine tackles for loss on defense while returning two fumbles for touchdowns.
- Also played basketball and baseball.
- Was a volunteer for the Colts Special Olympics Youth Football Camp.
- Visited Riley Hospital and participated in a Veterans Day hospital visit.
- A native of Hinesville, Ga.

CAREER GP/GS:

2014 IND: 0/0 (0/0)


TOTAL: 0/0 (0/0)
GETTING TO KNOW ULRICK JOHN
Favorite team and/or athlete outside of football: Lionel Messi

Favorite musician and/or song: Bring Me The Horizon

Hobbies outside of football: Going to the movies

Favorite food: Fried pork chops

If you could have lunch with three people, living or dead, who would they be: Dr. Martin Luther King, Jr., Abraham Lincoln and Dwayne "The Rock" Johnson

Favorite movie: *Jurassic Park*
What's the one thing you couldn't live without: My family

Pro Bowl: 7
2004, 06, 08,
09-10, 12-13

ANDRE JOHNSON
81 WIDE RECEIVER

6-3 229 MIAMI (FL)

NFL Exp: 13 (1st Year with Colts)

Born: 7/11/81

How Acquired: FA – 2015

GP/GS (Postseason): 169/169 (4/4)

CAREER TRANSACTIONS:

- Signed by the Colts as a free agent on March 11, 2015.
- Released by the Houston Texans on March 9, 2015.
- Selected by the Texans in the first round (third overall) of the 2003 NFL Draft.

PRO CAREER:

- Is a seven-time Pro Bowler (2004, 2006, 2008, 2009, 2010, 2012 and 2013), two-time Associated Press First Team NFL All-Pro choice (2008 and 2009) and two-time Associated Press Second Team NFL All-Pro selection (2006 and 2012).
- Is the Texans all-time leading receiver with 1,012 receptions for 13,597 yards and 64 touchdowns in 12 seasons.
- Ranks ninth all-time in receptions and 12th in receiving yards.
- Led the NFL in receptions in 2006 with 103 and again in 2008 with a career-high 115.
- Led the NFL in receiving yards in 2008 with 1,575 and in 2009 with 1,569.
- Has averaged an NFL all-time best 6.0 receptions per game in his career and 80.5 receiving yards per game, which ranks second in NFL history.
- Is one-of-three players in modern NFL history to lead the league in receiving in back-to-back years.
- Is one-of-three receivers to surpass 1,500 yards receiving in consecutive years.


SINGLE-GAME HIGHS

Rec:	14 vs. JAX (11/18/12)
Yards:	273 vs. JAX (11/18/12)
TDs:	3 vs. IND (11/3/13)
LG:	77t vs. KC (9/9/07)
Rush:	2, four times (Last: at PHI 12/2/10)
Yards:	18 vs. BUF (11/19/06)
TDs:	0
LG:	18 vs. BUF (11/19/06)



QUICK HITS

In 12 seasons with the Houston Texans, Johnson became the team's all-time leading receiver with 1,012 receptions for 13,597 yards and 64 touchdowns. He led the NFL in receiving in 2008 (1,575) and 2009 (1,569).

Entering the 2015 season, Johnson ranks ninth in the NFL in receptions (1,012) and 12th in receiving yards (13,597). His 51 career 100-yard receiving games ranks fifth in league history.

- Is one-of-two players (Marvin Harrison) to record four seasons of 100-plus receptions and 1,400-plus yards.
- Gained 461 yards receiving in two games (against Jacksonville, 11/17/12 and at Detroit, 11/22/12), the third-highest total in NFL history by a player in consecutive games.
- Became the second-fastest player to reach 1,000 catches in NFL history, doing so in his 168th career game, trailing only Marvin Harrison who reached the mark in 167 games.
- Was also the second-fastest to reach 800 catches in NFL history (137 games), the second-fastest player to reach 700 receptions (120 games) and the third-fastest to 600 receptions (104) and 500 receptions (88).
- Tied for the second-fastest player in NFL history to reach 13,000 receiving yards (160 games) and 12,000 receiving yards (146 games). Was the third-fastest player to surpass 11,000 receiving yards (136), the sixth-fastest player to reach 10,000 receiving yards (128 games) and 9,000 receiving yards (114) the eighth-fastest to 8,000 receiving yards (104) and is tied for the seventh-fastest to 7,000 receiving yards (93).
- He has 51 career 100-yard games (fifth all-time).
- He has the most starts and games played in Texans franchise history (169).
- He holds the NFL record with 21 career games with 10-or-more receptions and 100-or-more receiving yards.
- Has 10 games with at least 100 receptions and 150 yards receiving, tied with Pro Football Hall of Famer Jerry Rice for the most in NFL history.

2014 (TEXANS):

- Started all 15 games he played in and totaled 85 receptions for 936 yards and three touchdowns.
- Posted his seventh season with at least 80 receptions. He is the 11th player in NFL history with at least seven seasons of 80-or-more catches.
- He has more 100-yard receiving games (51) than any other active player and is tied with Terrell Owens for the fourth-most in NFL history.
- Hauled in six passes for 93 yards in Week 1 against Washington (9/7).
- Caught six passes for 74 yards in Week 2 at Oakland (9/14).
- Caught six passes for 71 yards in Week 4 against Buffalo (9/28).
- Became the second-fastest player in NFL history to reach 950 career receptions in Week 5 at Dallas (10/5). Reached the mark in his 159th career game, one game shy of Marvin Harrison, who reached the milestone in his 158th career game. Moved into 11th place on the all-time receptions list. Passed Andre Reed (951 from 1985-00). Finished the game with five receptions for 58 yards.
- Became the second-fastest player in NFL history to surpass 13,000 yards receiving in his career on a nine-yard pass from Ryan Fitzpatrick in the second quarter against Indianapolis (10/9), doing so in his 160th career game. Only Hall of Famer Jerry Rice reached the milestone faster, doing so in 154 games. Became the 15th player in NFL history to surpass 13,000 receiving yards. Finished the game with seven catches for 99 yards and his first touchdown of the season.
- Moved past Steve Largent (13,089 yards) into 14th place on the all-time receiving yards list with a 24-yard reception in the fourth quarter at Pittsburgh (10/20). Finished the game with five receptions for 77 yards.
- Moved past Andre Reed (13,198) into 13th on the all-time receiving yards list and finished with a team-high seven catches for 55 yards at Tennessee (10/26) in Week 8.
- Extended his streak of consecutive games with a reception to 127 and finished with 12 yards on two catches against Philadelphia (11/2) in Week 9.
- Tied Randy Moss for 10th on the all-time receptions list with his seventh reception of the game and finished with seven catches for 68 yards at Cleveland (11/16) in Week 11.
- Passed Randy Moss (982) for 10th on the all-time receptions list with a 14-yard reception at 9:01 of the first quarter vs. Cincinnati (11/23).
- Had seven receptions for 53 yards and a touchdown against Tennessee (11/30) in Week 13. Tied Arian Foster as the franchise all-time leader with 63 career touchdowns.
- Passed Torry Holt (13,381) for 12th on the all-time yards receiving list on a 19-yard reception in the first half at Jacksonville (12/7). Caught four passes for 17 yards.
- Became the 10th player in NFL history with 1,000 career receptions and became the second-fastest player to reach the mark (168 games) against Baltimore (12/21) in Week 16. Passed Hines Ward (1,000) for ninth on the all-time receptions list. Hauled in six catches for 65 yards, including a season-long 35-yard catch on the opening drive.

ADMINISTRATION

COACHING
STAFFFOOTBALL
OPERATIONSBUSINESS
OPERATIONS

PLAYERS

2014 SEASON
IN REVIEWCOLTS
HISTORY

RECORDS

COLTS IN THE
COMMUNITY

- Had 100 receiving yards in a game for the first in this season and 51st time in his career against Jacksonville (12/28) in Week 17. Finished with 10 receptions for 134 yards and a touchdown. Has more 100-yard receiving games than any other active player and tied Terrell Owens for the fourth-most in NFL history. Extended his NFL record of games with at least 10 catches and 100 yards to 21.

2013 (TEXANS):

- Started in all 16 games and finished with 109 receptions (third in NFL) for 1,407 yards receiving (seventh in NFL) and five touchdowns to earn his seventh career Pro Bowl selection and fourth Team MVP election by his teammates.
- Recorded 12 receptions for 146 yards, his 18th game with at least 10 receptions and 100 yards receiving (most in NFL history) at San Diego (9/9) in Week 1.
- Registered eight receptions for 76 yards against Tennessee (9/15) in Week 2.
- Caught nine receptions for 110 yards, his 46th 100-yard receiving game against Seattle (9/29) in Week 3.
- Recorded nine receptions for 229 yards (25.4 avg.) and a career and franchise-high three touchdowns against Indianapolis (11/3) in Week 9. Also tied for second-fastest player to reach 12,000 yards receiving (146 games). It was also his third career 200-yard receiving game and his 47th 100-yard game.
- Hauled in five receptions for 37 yards and two touchdowns in Week 10 at Arizona (11/10).
- Caught 10 passes for 116 yards against Oakland (11/17) in Week 11.
- Surpassed the 1,000-yard mark on the season for the seventh time in his career on two receptions for 36 yards against Jacksonville in Week 12.
- Recorded eight receptions for 121 yards to become the second-fastest and 15th overall player in NFL history to reach 900 career receptions against New England (12/1) in Week 13.
- Caught a season-high 13 receptions for 154 yards at Jacksonville (12/5) in Week 14 and tied Jerry Rice for most games in NFL history with at least 10 catches and 150 yards receiving (10).
- Eclipsed the 100-reception mark for the fifth time in his career, tying the NFL record with most 100-reception seasons, with four catches for 63 yards (15.8 avg.) against Denver (12/22) in Week 16.
- Caught six passes for 49 yards at Tennessee (12/29) in Week 17 to surpass 1,400 yards for the season and join Marvin Harrison as the only other player in NFL history to record four seasons of 100-plus receptions and 1,400-plus yards.

2012 (TEXANS):

- Started all 16 games and set a career-high in receiving yardage, finishing second in NFL with 1,598 yards, while his 112 receptions were the second-most of his career.
- Joined Jerry Rice (four) and Marvin Harrison (three) as the only players in NFL history to surpass 1,500 yards receiving three or more times in a career.
- Named an offensive team captain for 2012.
- Earned Second Team All-Pro honors and was named to his sixth Pro Bowl.
- Had eight receptions for 119 yards and a touchdown in the season opener against Miami (9/9).
- Had a 60-yard reception for a first quarter touchdown and a crucial fourth-quarter third-down catch to clinch the victory at Denver (9/23).
- Surpassed 10,000 career yards receiving on his seventh catch of the game against Green Bay (10/14).
- Led the team with nine receptions for 86 yards against Baltimore (10/21).
- Caught eight passes for 118 yards against Buffalo (11/4), surpassing 100 yards receiving for the 40th time in his career.
- Set career highs and franchise records, catching 14 passes for 273 yards including the game-winning 48-yard touchdown score in overtime against Jacksonville (11/18).
- Surpassed 1,000 yards receiving for the sixth time in his career, catching nine passes for 188 yards at Detroit (11/22).
- Named AFC Offensive Player of the Month for the month of November.
- Caught eight passes for 95 yards at New England (12/10).
- Led Texans receivers with 11 receptions for 151 yards and a touchdown against Indianapolis (12/16).
- Had a team-high 97 yards receiving on seven receptions against Minnesota (12/23).
- Led Texans receivers with 12 receptions for 141 yards at Indianapolis (12/30).
- Caught four passes for 62 yards in the AFC Wild Card Playoff against Cincinnati (1/5/13).
- Had nine receptions for 95 yards in AFC Divisional Playoff at New England (1/13/13).

2011 (TEXANS):

- Named a team captain for 2011 and finished with 33 receptions for 492 yards and two touchdowns, starting in seven games.
- Inactive for nine games due to a hamstring injury.



- Led all Texans receivers with seven receptions for 95 yards and a touchdown against Indianapolis (9/11).
- Caught seven passes for 93 yards including a 23-yard fourth quarter touchdown to put the game out of reach at Miami (9/18).
- Posted seven receptions for 128 yards at New Orleans (9/25).
- Caught four passes for 36 yards before leaving with a hamstring injury against Pittsburgh (10/2).
- Returned to the lineup and caught two passes for 22 yards, including the 700th of his career on an eight-yard reception in the third quarter at Jacksonville (11/27).
- Led all Texans receivers with four receptions for 97 yards before leaving the game due to a hamstring injury against Atlanta (12/4).
- Returned to action in the season finale, catching two passes for 21 yards against Tennessee (1/1/12).
- Made his postseason debut after having more career receptions (706) and receiving yards (9,656) than any player in NFL history to have not played in the playoffs.
- Caught five passes for a game-high 90 yards and a 40-yard touchdown in AFC Wild Card Playoff against Cincinnati (1/7/12).
- Recorded eight receptions for 111 yards in AFC Divisional Playoff at Baltimore (1/15/12).
- Finished the postseason with 13 receptions for 201 yards and a touchdown.

2010 (TEXANS):

- Started all 13 games he played in and recorded his third consecutive 1,000-yard season, finishing with 1,216 yards on 86 receptions and eight touchdowns.
- Earned his fifth Pro Bowl selection, but did not play due to injury.
- Led the team in receiving with 12 receptions for 158 yards and a crucial fourth-quarter touchdown at Washington (9/19).
- Led the offense with five receptions for 95 yards including a long of 48-yard against the New York Giants (10/10).
- Caught eight passes for 138 yards and the game-winning touchdown against Kansas City (10/17).
- Caught seven passes for 106 yards and a touchdown at Indianapolis (11/1).
- Led all Texans receivers with nine receptions for 146 yards and a touchdown at Jacksonville (11/14).
- Became the first player in NFL history to catch 60 passes in each of his first eight seasons when he caught nine passes for 56 yards and a touchdown against Tennessee (11/28).
- Led Texans receivers with six receptions for 149 yards at Philadelphia (12/2).
- Caught nine passes for his second straight 140-yard game and scored two touchdowns against Baltimore (12/13).
- Caught the 50th touchdown of his career as one of his six receptions resulting in a total of 58 yards at Tennessee (12/19).

2009 (TEXANS):

- Started all 16 games and earned First Team All-Pro honors for the second consecutive year and was named to the Pro Bowl for the fourth time.
- Started all 16 games for the second consecutive season and led the NFL with 1,569 yards receiving on 101 receptions while also scoring a career-high nine touchdowns.
- Registered his third career 100-catch season and his fourth 1,000-yard season.
- Caught three passes for 71 yards and a touchdown for the AFC in the Pro Bowl.
- Tied a career-high with two touchdown receptions and caught 10 passes for 149 yards at Tennessee (9/20), including the 500th reception of his career, making him the second-fastest player to reach 500 receptions.
- Had eight receptions for 101 yards and two touchdowns at Arizona (10/11).
- Had his second consecutive 100-yard game at Cincinnati (10/18) with 135 yards on eight receptions.
- Caught seven passes for 99 yards and his sixth touchdown of the season at Jacksonville (12/6).
- Caught 11 passes for 193 yards and two touchdowns against Seattle (12/13), including a 64-yard touchdown reception on the game's very first play.
- Caught nine passes for 196 yards at St. Louis (12/20) becoming only the second player in NFL history to have back-to-back 190-yard games.
- Became only the second player in NFL history to have back-to-back seasons with 1,500 yards receiving when he caught five passes for 71 yards and a career high ninth touchdown of the season at Miami (12/27).

2008 (TEXANS):

- Started all 16 games and earned First Team All-Pro recognition along with being named to his third Pro Bowl.
- Led the league in both receptions (115) and yards (1,575).
- His 115 receptions were the third-most in the NFL since 2000.
- Caught 10-or-more passes in seven games, the most by a receiver in a single season in NFL history and recorded eight 100-yard games.
- Topped 100 yards receiving in four consecutive games in the month of October while catching 10-or-more



passes in four-straight games for the first time in his career.

- His 41 catches in October were the second-most by an NFL receiver in that month since the AFL-NFL merger in 1970.
- Caught 10 passes for 112 yards at Pittsburgh (9/7), marking his third-straight season opener with 100 yards.
- Caught 10 passes for 178 yards and one touchdown against Miami (10/12), including the 400th reception of his career on a four-yard gain in the second quarter.
- Posted his third consecutive 100-yard game and fourth of the season against Detroit (10/19) with 141 yards on 11 catches.
- Recorded his fourth consecutive 100-yard game and fifth of the season against Cincinnati (10/26) with 11 receptions for 143 yards.
- Caught 10 passes for 116 yards at Cleveland (11/23).
- Surpassed Domanick Williams for the franchise record for career touchdowns with his 29th while making seven receptions for 75 yards against Jacksonville (12/1).
- Topped 6,000 career receiving yards with an 11-yard touchdown catch in the fourth quarter at Green Bay (12/7).
- Finished with 11 receptions for a then franchise-record 207 receiving yards against Tennessee (12/14).
- Caught 10 passes for 148 yards and two touchdowns against Chicago (12/28).

2007 (TEXANS):

- Started in nine games and missed seven games with a knee injury and amassed 60 receptions for 851 yards and eight touchdowns for the season.
- Had a career-long 77-yard touchdown catch in the opener against Kansas City (9/9).
- Registered seven receptions for 120 yards and two touchdowns at Carolina (9/16).
- Was inactive the next seven games with a knee injury.
- Returned to action and recorded six receptions for 120 yards, including a 73-yard touchdown catch against New Orleans (11/18).
- Recorded his fourth 100-yard game of the season with nine receptions for 116 yards and a 28-yard touchdown catch at Tennessee (12/2).
- Caught his seventh touchdown of the season, along with six receptions for 86 yards against Denver (12/13).
- Had seven catches for 74 yards and his eighth touchdown of the season at Indianapolis (12/23).

2006 (TEXANS):

- Started all 16 games and led the league with 103 receptions and had 1,147 yards receiving.
- Tied for the team lead with five touchdown catches.
- His 65 catches in the first eight games of the season ranked as the third-most in NFL history.
- Caught six passes for 101 yards against Philadelphia (9/10).
- Had season highs of 11 receptions for 152 yards and his 53-yard reception in the first quarter set up Houston's first score against Washington (9/24).
- Earned AFC Player of the Week honors with a nine-catch, 101-yard performance against Miami (10/1).
- Made a 17-yard reception inside the last two minutes to set up Kris Brown's 48-yard field goal as time expired to give Houston the 27-24 win against Indianapolis (12/24).

2005 (TEXANS):

- Started 13 games, missing three with a calf injury.
- Made 63 catches for 688 yards and two touchdowns.
- Was inactive due to injury at Seattle (10/16), against Indianapolis (10/23) and against Cleveland (10/30).
- Had nine catches for 91 yards to lead the Texans in his first game back from a calf injury at Jacksonville (11/6).
- Matched a single-game-high 12 receptions for a season-high 159 yards and one score against St. Louis (11/27).
- Caught seven passes for 119 yards, including a season-long 53-yard touchdown catch against Jacksonville (12/24).

2004 (TEXANS):

- Started all 16 games, leading club in receptions (79), receiving yards (1,142), touchdown receptions (six) and had four 100-yard receiving games, breaking his own record (three, 2003).
- Was selected to his first Pro Bowl.
- Was the second-youngest member of AFC Pro Bowl squad (LB Terrell Suggs, Ravens) and the youngest AFC offensive selection.
- Paced the team with six catches for 115 yards and a score, helping the Texans win consecutive games for the first time against Oakland (10/3).
- Set team and personal marks with 12 catches for 170 yards and also made two touchdown receptions against Minnesota (10/10).



- Hauled in six passes for 107 yards including a 49-yarder against Green Bay (11/21).
- Posted seven receptions for 125 yards at the New York Jets (12/5), becoming the first Texans receiver to eclipse the 1,000-yard receiving mark in a season.

2003 (TEXANS):

- Started all 16 games, recording at least one catch in each contest.
- Led the Texans with 66 catches for 976 yards (14.8 avg.) and four touchdowns.
- Named NFL Rookie of the Week twice after his performances in Week 4 and Week 11.
- Made his NFL debut in a season-opening win at Miami (9/7), snagging a team-high six receptions for 76 yards.
- Caught a game-high seven passes for 102 yards and scored first two career touchdowns, tying the club's single-game record against Kansas City (9/21).
- Made four receptions for a season-best 122 yards (30.5 avg.) in win at Buffalo (11/16).
- Posted his third 100-yard receiving game of the season when he caught five balls for a game-high 108 yards against Tennessee (12/21).

COLLEGE:

- Amassed 92 receptions for 1,831 yards (19.9 avg.) and 20 touchdowns in three seasons at Miami (Fla.) ranking fifth on the school's all-time receiving yards list.
- Added 11 receptions for 253 yards and two touchdowns in two bowl games.
- Only Michael Irvin (26) and Lamar Thomas (23) had more career touchdown grabs at Miami.
- Earned First Team All-Big East honors and Third Team Associated Press All-America honors as a sophomore.
- Became just the second Hurricane player to crack the single-season 1,000-yard receiving barrier (Eddie Brown, 1,114 yards, 1984) during his junior season.
- Helped Miami win their first national title in 10 years as a sophomore, catching 37 passes for 682 yards (18.4 avg.) and career-best 10 touchdowns.
- Was the 2002 Rose Bowl Co-Player of the Game when he caught seven passes for 199 yards and two touchdowns.
- Also an elite collegiate sprinter, winning 2002 Big East Conference titles in the indoor 60 meter and outdoor 100 meter.

PERSONAL:

- Was a *Parade* All-America selection as a senior at Miami (Fla.) Senior High School where he caught 31 passes for 908 yards and 15 touchdowns in his senior season for the Stingarees.
- Also lettered in track and basketball.
- Served as the Grand Marshal of the 2012 Houston Livestock and Rodeo Show Downtown Parade.
- A native of Miami.

CAREER REGULAR SEASON STATISTICS

Year	RECEIVING						RUSHING					
	GP	GS	No.	Yards	Avg.	LG	TD	No.	Yards	Avg.	LG	TD
2014 HOU	15	15	85	936	11.0	35	3	0	0	0.0	0	0
2013 HOU	16	16	109	1,407	12.9	62t	5	0	0	0.0	0	0
2012 HOU	16	16	112	1,598	14.3	60t	4	0	0	0.0	0	0
2011 HOU	7	7	33	492	14.9	50	2	1	8	8.0	8	0
2010 HOU	13	13	86	1,216	14.1	60	8	2	10	5.0	7	0
2009 HOU	16	16	101	1,569	15.5	72t	9	2	10	5.0	7	0
2008 HOU	16	16	115	1,575	13.7	65	8	0	0	0.0	0	0
2007 HOU	9	9	60	851	14.2	77t	8	0	0	0.0	0	0
2006 HOU	16	16	103	1,147	11.1	53	5	3	14	4.7	18	0
2005 HOU	13	13	63	688	10.9	53t	2	6	10	1.7	5	0
2004 HOU	16	16	79	1,142	14.5	54t	6	4	12	3.0	14	0
2003 HOU	16	16	66	976	14.8	46t	4	5	-10	-2.0	11	0
TOTAL	169	169	1,012	13,597	13.4	80	64	23	54	2.3	18	0

CAREER POSTSEASON STATISTICS

Year	GP	GS	No.	Yards	RECEIVING				RUSHING			
					Avg.	LG	TD	No.	Yards	Avg.	LG	TD
2012 HOU	2	2	12	157	13.1	22	0	0	0	0.0	0	0
2011 HOU	2	2	13	201	15.5	40t	1	0	0	0.0	0	0
TOTAL	4	4	25	358	14.3	40t	1	0	0	0.0	0	0

GETTING TO KNOW ANDRE JOHNSON
Favorite team and/or athlete outside of football: Miami Heat/LeBron James

Favorite musician and/or song: Jay-Z

Favorite food: Seafood

Favorite vacation spot: Jamaica


CAM JOHNSON
59 OUTSIDE LINEBACKER
 6-3 260 VIRGINIA

NFL Exp: 3 (3rd Year with Colts)

Born: 5/24/90

How Acquired: T – 2013 (SF)

GP/GS (Postseason): 15/0 (2/0)

CAREER TRANSACTIONS:

- Acquired by the Colts in a trade with the San Francisco 49ers in exchange for a conditional draft pick on September 2, 2013.
- Selected by the 49ers in the seventh round (237th overall) of the 2012 NFL Draft.

 **SINGLE-GAME HIGHS**

Tackles: 1, three times (Last: at DEN 9/7/14)
Sacks: 0.0
FF: 0
FR: 0
INT: 0
PD: 0

2014 (COLTS):

- Participated in a Week 1 contest at Denver (9/7) and saw action on special teams before leaving the game with an elbow injury. Finished the game with one tackle.
- Placed on Injured Reserve on September 9, 2014.

2013 (COLTS):

- In 12 games, finished with two tackles and five stops on special teams.
- Saw action on special teams in the regular season opener against Oakland (9/8), his first game as a member of the Colts.
- Saw action at linebacker and on special teams during the team's Week 4 victory at Jacksonville (9/29). Finished with one tackle and one special teams stop.
- Participated at linebacker and on special teams during a Week 5 victory against Seattle (10/6). Finished with one tackle and one special teams stop in the contest.
- Participated in his first career postseason contest during the team's AFC Wild Card win against Kansas City (1/4/14). Saw action on special teams and registered one tackle.
- In the team's AFC Divisional Playoff loss at New England (1/11/14), saw action on special teams and totaled two stops.

2012 (49ERS):

- Spent the first 14 games of the season on the 49ers practice squad.
- Elevated to the active roster on December 22.
- Made his NFL debut at Seattle (12/23).

COLLEGE:

- Played in 42 games (34 starts) for the University of Virginia and registered 130 tackles, 32.5 tackles for loss, 12.5 sacks, seven passes defensed, three forced fumbles and three fumble recoveries.



- As a senior, started all 12 games and led the team with 4.0 sacks and 11.0 tackles for loss. Also posted 30 tackles, two forced fumbles, one fumble recovery and one pass defended.
- In 2010, was an All-ACC third-team selection and was an all-state second-team choice by the *Roanoke Times*.
- Started all 12 games and registered a career-high 53 tackles, while leading the team in both sacks (6.5) and tackles for loss (14.5). Also added two fumble recoveries and four passes defended.
- As a sophomore, played in 12 games (10 starts) and recorded 40 tackles, 2.0 sacks, 5.0 tackles for loss, one forced fumble and one pass defended.
- In 2008, was one-of-five true freshmen to see playing time, notching seven tackles, 2.0 tackles for loss and one pass defended.

PERSONAL:

- Attended Gonzaga College (Washington, D.C.) High School and earned Second Team All-Washington Catholic Football Conference honors as a receiver after catching 22 passes for 269 yards and two touchdowns as a senior.
- As a junior, registered 22 receptions for 358 yards and three touchdowns on offense and notched four interceptions and 85 tackles as a safety.
- Along with the Colts defensive line, provided pizza, cookies, apparel and a room renovation at Trinity House.
- Served as a volunteer for the United Way Cold Feet Warm Shoes event as well as the Colts Horseshoe Helpings event.
- Participated in a Meijer Thanksgiving shopping event sponsored by the Colts and Sheltering Wings in 2013.
- Volunteered at the Colts Horseshoe Helpings event and Second Helpings event.
- Visited Simon Cancer Center as part of a Colts Community Tuesday visit.
- Read to youth at Hawthorne Elementary as part of a Read Across America.
- Graduated with a bachelor's degree in sociology from Virginia.
- A native of Washington, D.C.

CAREER REGULAR SEASON STATISTICS

Year	GP	GS	Solo	Asst.	Total	Sacks	PD	FF	FR	INT	Yds	Avg.	LG	TD
2014 IND	1	0	0	1	1	0.0	0	0	0	0	0	0.0	0	0
2013 IND	12	0	1	1	2	0.0	0	0	0	0	0	0.0	0	0
2012 SF	2	0	0	0	0	0.0	0	0	0	0	0	0.0	0	0
TOTAL	15	0	1	2	3	0.0	0	0	0	0	0	0.0	0	0

CAREER POSTSEASON STATISTICS

Year	GP	GS	Solo	Asst.	Total	Sacks	PD	FF	FR	INT	Yds	Avg.	LG	TD
2014 IND	INJURED RESERVE													
2013 IND	2	0	0	0	0	0.0	0	0	0	0	0	0.0	0	0
TOTAL	2	0	0	0	0	0.0	0	0	0	0	0	0.0	0	0

SPECIAL TEAMS TACKLES: 5 (2013 - 5)

POSTSEASON SPECIAL TEAMS TACKLES: 3 (2013 - 5)

GETTING TO KNOW CAM JOHNSON

Favorite team and/or athlete outside of football: Washington Wizards

What is something interesting about you that most people may not know: I love sneakers

Favorite vacation spot: Miami

Favorite movie: *Paid in Full*



ARTHUR JONES

97 DEFENSIVE TACKLE

6-3 320 SYRACUSE

NFL Exp: 6 (2nd Year with Colts)

Born: 6/3/86

How Acquired: UFA – 2014 (BAL)

GP/GS (Postseason): 55/23 (9/5)

CAREER TRANSACTIONS:

- Signed by the Colts as an unrestricted free agent on March 13, 2014.
- Originally selected by the Baltimore Ravens in the fifth round (157th overall) of the 2010 NFL Draft.

PRO CAREER:

- Established a career-high 53 tackles in 2013 and a career-best 4.5 sacks in 2012.
- Recorded a career-high 2.0 sacks in a 16-13 overtime victory at San Diego on November 25, 2012.
- Finished with 1.0 sack in the Super Bowl XLVII victory against San Francisco on February 3, 2013.

SINGLE-GAME HIGHS

Tackles:	8, two times (Last: vs. NE 12/22/13)
Sacks:	2.0 at SD (11/25/12)
FF:	1, two times (Last: vs. JAX 11/23/14)
FR:	0
INT:	0
PD:	0

2014 (COLTS):

- Competed in nine games (three starts) and totaled 24 tackles (14 solo), 1.5 sacks and one forced fumble. Started all three postseason contests and notched 12 tackles (six solo).
- Made his Colts debut starting at defensive tackle in the regular season opener at Denver (9/7). Tallied one tackle in the contest.
- In his 50th career game, recorded one tackle and one forced fumble in a Week 12 victory against Jacksonville (11/23). The forced fumble was his first of the season and the second of his career.
- In a Week 13 win against Washington (11/30), registered five tackles and split a sack with outside linebacker Jonathan Newsome in the first quarter. The sack led to a Redskins punt.
- Contributed with three tackles and one quarterback hit in a Week 14 victory at Cleveland (12/7). Was part of a defense that held the Browns to 248 net yards.
- Tallied five tackles (two solo) and one quarterback hit in a Week 15 win against Houston (12/14). Helped to limit the Texans to 289 net yards of offense.
- Started at defensive tackle in a Week 16 loss at Dallas (12/21) and totaled six tackles and 1.0 sack. Logged his first full sack as a member of the Colts when he brought down Tony Romo on Dallas' opening possession of the second half. The takedown forced a Dallas 52-yard field goal attempt that sailed wide right.
- In a Week 17 victory at Tennessee (12/28), started at defensive tackle and recorded one tackle for loss. Was part of a defense that held the Titans to 192 net yards.
- Started at defensive tackle in the team's AFC Wild Card Playoff victory against Cincinnati (1/4/15) and posted four tackles.
- In the team's AFC Divisional Playoff win at Denver (1/11/15), started at defensive tackle and totaled four stops and one quarterback hit. Was part of a defensive unit that held the Broncos to 288 net yards.
- Started at defensive tackle in an AFC Championship Game loss at New England (1/18/15) and finished with four tackles.

2013 (RAVENS):

- Started a career-best 13-of-14 games and totaled a career-high 53 tackles (27 solo) and 4.0 sacks.
- Notched three tackles and 1.0 sack for a defense that did not allow a touchdown in a Week 2 victory against Cleveland (9/15).
- Posted three stops and 1.0 sack as the Ravens did not allow a touchdown for the second consecutive week in a Week 3 win against Houston (9/22).
- Started and established career highs in tackles (eight) and solo stops (six) in Week 4 at Buffalo (9/29).
- Tallied three tackles and 1.0 sack against Green Bay (10/13) in Week 6.



QUICK HITS

With the Baltimore Ravens in 2012, Jones started in a Super Bowl XLVII win against San Francisco and contributed with 1.0 sack and a fumble recovery. The recovery led to a Ravens touchdown in the second quarter.

- Started and posted four tackles and 1.0 sack in a 20-17 overtime victory against Cincinnati (11/10) in Week 10.
- Tied a career-high with eight tackles in Week 16 against New England (12/22).

2012 (RAVENS):

- Competed in all 16 games (six starts) and finished with 47 tackles (27 solo), a career-high 4.5 sacks and one forced fumble.
- Saw action in all four postseason games (two starts) and finished with nine tackles, 1.0 sack and a team-leading two fumble recoveries for a defense that forced 10 turnovers in four playoff contests.
- Posted three tackles and his first career forced fumble for a defense that forced four turnovers in Week 5 at Kansas City (10/7).
- Started and produced a then-career-high six tackles in Week 7 at Houston (10/21).
- Registered five tackles and his first career sack (finishing the game with a career-high 2.0 sacks) in a 16-13 overtime victory at San Diego (11/25) in Week 12.
- Notched four tackles and 1.5 sacks at Washington (12/9) in Week 14.
- Started and tallied two solo tackles, including a sack and added a fumble recovery, which led to a Ravens touchdown in a 34-31 Super Bowl XLVII win against San Francisco (2/3/13).

2011 (RAVENS):

- In 14 games (one start), tallied 18 tackles (12 solo) for a defense that ranked third in the NFL in yards per game allowed (288.9). The Ravens were also second against the run allowing 92.6 yards per game while ranking first in red zone defense.
- Played in both playoff games, netting one tackle for a team that forced seven turnovers during the postseason.
- Recorded his first career tackle, finishing the game with two stops in Week 2 at Tennessee (9/18).
- Registered one solo tackle for a defense that forced four turnovers and tied an NFL record with three defensive touchdowns in a 34-17 win in Week 4 against the New York Jets (10/2).
- Recorded two tackles for a defense that held the Jaguars to 205 total yards in Week 7 at Jacksonville (10/24).
- Produced four tackles (three solo) in Week 10 at Seattle (11/13).
- Started his first career game and had a solo tackle in Week 16 against Cleveland (12/24).

2010 (RAVENS):

- Played in two games on the defensive line and special teams.
- Saw action in his first career NFL game in a 17-10 win against Tampa Bay (11/28).

COLLEGE:

- Was a four-year letterman who started 32-of-44 career games at Syracuse and totaled 145 tackles (85 solo), 38.5 tackles for loss, 6.5 sacks and four fumble recoveries.
- His 38.5 career tackles for loss are the most in Syracuse history by an interior defensive lineman and rank third on the school's career record list.
- Was elected a team captain as a senior in 2009 and contributed with 19 tackles (12 solo), seven tackles for loss, 1.5 sacks and two fumble recoveries.
- Earned First Team All-Big East honors as a junior in 2008 and recorded 60 tackles, 3.5 sacks and one fumble recovery.
- As a sophomore in 2007, garnered ECAC All-Star honors and Second Team All-Big East accolades as he totaled SU's third-most tackles for loss (17.5) in a single season.
- Totaled 15 tackles and a half of a sack as a redshirt freshman in 2006.

PERSONAL:

- Attended Union Endicott (N.Y.) High School and was ranked as the No. 18 prospect in New York by *SuperPrep* his senior season.
- Played in the 2005 Governor's Bowl (N.Y. vs. N.J. All-Star game) after posting 64 tackles, 6.0 sacks and one fumble recovery as a senior.
- Was a heavyweight wrestler who won the New York State Championship in 2003 and 2005 and was the runner-up in 2004.
- Has two brothers, Chandler (who was selected in the first-round of the 2012 NFL Draft by New England) and Jon, a UFC Champion, whose nickname is "Bones."
- Supported Ravens players and team events, including the inaugural 2012 Ravens Beach Bash, Goodwill Gridiron Halloween Party (2011), Hispanic Heritage Month/Worldwide Day of Play football clinic and A Purple Evening, the annual women's event at M&T Bank Stadium.
- Supported troops at the Ft. Meade blood drive in September of 2011.

- In May of 2012, participated in the Fiesta 5K, a race supporting ALS research.
- During the holidays, Jones visited critically ill children in the hospital and led a toy drive to benefit St. Vincent's Villa, a home for children with severe emotional and behavioral difficulties.
- Supported the American Diabetes Association by recording a PSA to raise awareness for the cause.
- Serves as a Colts Community Ticket Block sponsor.
- Earned his degree in communication and rhetorical studies from Syracuse in 2009.
- A native of Rochester, N.Y.

CAREER REGULAR SEASON STATISTICS

Year	GP	GS	Solo	Asst.	Total	Sacks	PD	FF	FR	INT	Yds	Avg.	LG	TD
2014 IND	9	3	14	10	24	1.5	0	1	0	0	0	0.0	0	0
2013 BAL	14	13	27	26	53	4.0	0	0	0	0	0	0.0	0	0
2012 BAL	16	6	27	20	47	4.5	0	1	0	0	0	0.0	0	0
2011 BAL	14	1	12	6	18	0.0	0	0	0	0	0	0.0	0	0
2010 BAL	2	0	0	0	0	0.0	0	0	0	0	0	0.0	0	0
TOTAL	55	23	80	62	142	10.0	0	2	0	0	0	0.0	0	0

CAREER POSTSEASON STATISTICS

Year	GP	GS	Solo	Asst.	Total	Sacks	PD	FF	FR	INT	Yds	Avg.	LG	TD
2014 IND	3	3	6	6	12	0.0	0	0	0	0	0	0.0	0	0
2012 BAL	4	2	5	4	9	1.0	0	0	2	0	0	0.0	0	0
2011 BAL	2	0	0	1	1	0.0	0	0	0	0	0	0.0	0	0
2010 BAL														
TOTAL	9	5	11	11	22	1.0	0	0	2	0	0	0.0	0	0

GETTING TO KNOW ARTHUR JONES

Favorite team and/or athlete outside of football: Jon "Bones" Jones #TEAMJones

Hobbies outside of football: Fishing and hunting

What is something interesting about you that most people may not know: I have five Presa Canarios (dogs)

Favorite food: Everything

Favorite vacation spot: Las Vegas

If you could have lunch with three people, living or dead, who would they be: Bruce Lee, Michael Jordan and T.I.

Favorite movie: *Taken*

What's the one thing you couldn't live without: My kids



ZACH KERR
94 NOSE TACKLE
 6-2 334 DELAWARE

NFL Exp: 2 (2nd Year with Colts)

Born: 8/29/90

How Acquired: FA – 2014

GP/GS (Postseason): 12/0 (0/0)

CAREER TRANSACTIONS:

- Signed by the Colts as an undrafted free agent on May 16, 2014.

2014 (COLTS):

- Saw action in 12 games as a rookie and compiled 21 tackles (16 solo), 3.0 sacks, one forced fumble and one pass defended. Was inactive for all three postseason games.


SINGLE-GAME HIGHS

Tackles: 3, four times (Last vs. HOU 12/14/14)
Sacks: 1.0, three times (Last at NYG 11/3/14)
FF: 1 at NYG (11/3/14)
FR: 0
INT: 0
PD: 1 vs. CIN (10/19/14)



- In the Week 1 regular season opener at Denver (9/7), saw extensive playing time at the nose tackle position in his first career NFL contest. Finished the game with two tackles.
- Notched three tackles and one tackle for loss in a Week 3 victory at Jacksonville (9/21).
- In a Week 4 victory against Tennessee (9/28), posted two tackles and contributed with his first career sack in the third quarter. On the play, he corralled Charlie Whitehurst on a third down to force a punt.
- Totaled one tackle, 1.0 sack and one pass defended against Cincinnati (10/19) in a Week 7 victory. The sack came in the fourth quarter on the Bengals last offensive play of the game to help complete the shutout. Was part of a defense that held the Bengals to 135 net yards in the shutout win.
- Finished with three tackles, 1.0 sack and his first career forced fumble in a Week 9 win at the New York Giants (11/3). Was part of a defense that limited the Giants to 89 rushing yards.
- Compiled three tackles in a Week 11 loss against New England (11/16).
- In a Week 15 win against Houston (12/14), finished the contest with three tackles. Was part of a Colts defense that limited the Texans to 289 net yards of offense.

COLLEGE:

- In 2013, finished his senior season at Delaware with 57 tackles (28 solo), 5.5 tackles for loss, 3.5 sacks, four passes defended and two forced fumbles en route to First Team All-Colonial Athletic Association honors.
- Participated in the East-West Shrine game following his senior season.
- Earned Second Team All-CAA honors as a junior after starting all 11 games and leading a defensive front that ranked second in the conference in rushing defense (134.2 yards per game).
- Finished his junior season with 27 tackles (15 solo), 4.5 tackles for loss, 1.0 sack, one interception and two fumble recoveries.
- Played in 25 games over two seasons (2009-2010) at the University of Maryland and registered 23 tackles (eight solo).

PERSONAL:

- Played one season at Fork Union (Va.) Military Academy prep school and was ranked No. 42 nationally among prep school recruits by *Rivals.com*.
- Attended Quince Orchard High School in Gaithersburg, Md. and was named the 11th-ranked player in the state of Maryland by *Rivals.com*.
- Earned all-Met, all-county and all-state honors in both 2006 and 2007.
- Participated in the Colts annual playground build as well as a Play 60 Challenge and a Shop With a Colt event.
- Along with the Colts defensive line, provided pizza, cookies, apparel and a room renovation at Trinity House.
- A native of Virginia Beach, Va.

CAREER REGULAR SEASON STATISTICS

Year	GP	GS	Solo	Asst.	Total	Sacks	PD	FF	FR	INT	Yds	Avg.	LG	TD
2014 IND	12	0	16	5	21	3.0	1	1	0	0	0	0.0	0	0
TOTAL	12	0	16	5	21	3.0	1	1	0	0	0	0.0	0	0

CAREER POSTSEASON STATISTICS

Year	GP	GS	Solo	Asst.	Total	Sacks	PD	FF	FR	INT	Yds	Avg.	LG	TD
2014 IND														
TOTAL	0	0	0	0	0	0.0	0	0	0	0	0	0.0	0	0

GETTING TO KNOW ZACH KERR

Favorite team and/or athlete outside of football: Mike Tyson

Favorite musician and/or song: Notorious B.I.G.

Hobbies outside of football: Old school cars

Favorite food: Chicken/baked macaroni

If you could have lunch with two people, living or dead, who would they be: My father and Bob Marley

**KENDALL LANGFORD****90** DEFENSIVE END
6-6 305 HAMPTON**NFL Exp:** 8 (1st Year with Colts)**Born:** 1/27/86**How Acquired:** FA – 2015**GP/GS (Postseason):** 112/90 (1/1)**CAREER TRANSACTIONS:**

- Signed by the Colts as a free agent on March 10, 2015.
- Released by the St. Louis Rams on February 26, 2015.
- Signed as an unrestricted free agent by the Rams on March 17, 2012.
- Selected by the Miami Dolphins in the third round (66th overall) of the 2008 NFL Draft.

SINGLE-GAME HIGHS

Tackles: 13 at MIN (10/28/07)
Sacks: 2.0 vs. TEN (11/3/13)
FF: 1, four times (Last: vs. DEN 10/23/11)
FR: 0
Int: 0
PD: 2, vs. NYJ (9/26/10)

PRO CAREER:

- Has played in 112 games with 90 starts on the defensive line.
- His 112 consecutive games played is the longest active streak among NFL defensive ends and defensive tackles.
- Credited with 15.5 sacks, 318 tackles (197 solo, 121 assist), 31 tackles for loss, four forced fumbles and 15 passes defended over his career.
- In 2013, set single-game highs in sacks (2.0 vs. Tennessee 11/3) and tackles (eight at Houston 10/13). Also set a new single-season career-high in sacks in 2013 (5.0).

2014 (RAMS):

- Had 51 tackles (22 solo) and 1.0 sack in 16 games played (four starts).
- Started at defensive tackle in a Week 2 contest at Tampa Bay (9/14) and finished with two tackles and half a sack.
- Notched three tackles against Seattle (10/19), at San Francisco (11/2) and the regular season finale at Seattle (12/28).
- Compiled half of a sack in the regular season finale at Seattle (12/28).

2013 (RAMS):

- Started 16 games and collected 69 tackles (42 solo), 5.0 sacks, and three passes defended.
- Recorded six tackles (two solo), including one tackle for loss against Arizona (9/8).
- Notched 1.0 sack, his first of the season, and pushed his career sack total to 11.0 at Dallas (9/22). Also recorded three tackles (one solo) and three quarterback hurries.
- Recorded a season-high eight tackles (seven solo), including one tackle for loss at Houston (10/13).
- Recorded six tackles (three solo), including one tackle for loss at Carolina (10/20).
- Started at defensive tackle and notched a career-high 2.0 sacks to increase his season total to 3.0 and his career to 13.0 vs. Tennessee (11/3). Also added seven tackles (five solo), including two tackles for loss.
- Sacked quarterback Colin Kaepernick for a six-yard loss at San Francisco (12/1). Also added one solo tackle and one pass defended in the game.
- Started at defensive tackle and recorded three tackles (one solo) with 1.0 sack to increase his single-season career-high (5.0) at Seattle (12/29).

2012 (RAMS):

- Finished first season in St. Louis with 57 tackles, 20 quarterback hurries and eight quarterback hits. Also had 2.0 sacks.
- Started at defensive tackle and recorded a season-high seven solo tackles at Chicago (9/23).
- Started at defensive tackle at San Francisco (11/11) and recorded seven tackles (four solo).
- Started at defensive tackle and recorded his first sack of the season at Buffalo (12/9). Also totaled three tackles (two solo).



QUICK HITS

Langford enters the 2015 season with a streak of 112 consecutive games played. It is the longest active streak among NFL defensive ends and defensive tackles.

- Started at defensive tackle recording two tackles with 1.0 sack for a loss of five yards at Tampa Bay (12/23).

2011 (DOLPHINS):

- Was a 12-game starter and recorded 20 tackles (15 solo).
- Tallied three tackles at San Diego (10/2).
- Registered two tackles including one tackle for a loss of six yards and a forced fumble against Denver (10/23).
- Tied a season-high with three tackles at the New York Giants (10/30).
- Had two solo tackles and one pass defended against Buffalo (11/20).

2010 (DOLPHINS):

- Started all 16 regular season games and had 47 tackles, tying for third on the team in sacks (3.0).
- Had five tackles including 1.0 sack at Minnesota (9/19).
- Finished second on the team in tackles with six stops including 1.0 sack against New England (10/4).
- Collected four tackles and one sack-fumble at the New York Jets (12/12). The sack-fumble on quarterback Mark Sanchez was recovered by teammate Quentin Moses and led to the Dolphins only touchdown in the team's 10-6 victory.
- Tallied six tackles and one forced fumble that was recovered by teammate Paul Solia at New England (1/2/11).

2009 (DOLPHINS):

- Played in all 16 games for the second straight season, making 14 starts. Notched 43 tackles and 2.5 sacks.
- Registered four tackles, including 1.0 for an eight-yard loss at San Diego (9/27).
- Recorded one tackle and half a sack at Buffalo (11/29).
- Had three tackles, including 1.0 sack at Tennessee (12/20).
- Recorded a single-season career-high six tackles against Pittsburgh (1/3/10).

2008 (DOLPHINS):

- Played in all 16 games with 13 starts. Tallied 31 tackles and 2.0 sacks in his rookie season.
- Made NFL debut against the New York Jets (9/7) and had three tackles, including a sack of quarterback Brett Favre for a seven-yard loss. Became the first Dolphin rookie to register a sack in a season opening game since Jason Taylor on Aug. 31, 1997 against Indianapolis.
- Had two tackles and 1.0 sack at Arizona (9/14). He became the first Dolphin rookie to have a sack in each of his first two NFL games since they became an official statistic in 1982.
- At Denver (11/2), was part of a defensive line that helped limit the Broncos to 14 rushing yards, a Dolphin single-game team defensive record.
- Made his playoff debut in a starting role against Baltimore (1/4/09) in the AFC Wild Card Playoffs and had two tackles.

COLLEGE:

- Was a four-year letterman (2004-07) and three-year starter at Hampton.
- Named to the First-Team All-Mid-Eastern Athletic Conference as a sophomore, junior and senior, becoming the school's first defensive lineman to be named first-team all-conference in three consecutive seasons since former Dolphins defensive tackle Ike Readon (1987) was named All-CIAA from 1983-1985.
- Recorded 236 tackles (110 solo) with 23.5 sacks, 56.5 stops for loss and 39 quarterback hurries in his career. Also forced nine fumbles, one in which he recovered and ran back 30 yards for a touchdown, had five passes defended, a 22-yard interception and return for a touchdown and five blocked kicks.
- Started 11 games at right defensive end as a senior in 2007 and led the team with 72 tackles (32 solo) and 12 quarterback hurries. Ranked second on the team with 6.0 sacks and 13.5 tackles for loss. Also forced two fumbles with one pass defended.
- Played in the Senior Bowl and the East-West Shrine Game.
- Started all 12 games as a junior in 2006. Helped the school rank sixth in the nation in scoring defense (14.5 ppg). Led the team's defensive front with 55 tackles (32 solo) and 8.5 sacks. Also had 16 tackles for loss, eight quarterback hurries and two forced fumbles.
- Started all 12 games at left defensive end as a sophomore in 2005. Led a unit which ranked second in the nation in scoring defense. Finished second on the team with 65 tackles (31 solo) and tied for third with 4.5 sacks. His 15.5 tackles for loss led the team. Also registered 12 quarterback hurries, three forced fumbles, two passes defended and two blocked kicks.
- Played in 12 games with three starts as a freshman in 2004 and received freshman All-America honors. Ranked sixth on the team with 44 tackles (15 solo) and finished second with 4.5 sacks and 11.5 tackles for loss. Also had seven quarterback hurries and forced two fumbles.

PERSONAL:

- Attended Petersburg (Va.) High School where he earned first-team all-district and second-team all-metro and all-region honors as a defensive lineman.
- Full name is Kendall Arkel Langford.
- Earned a degree in sports management from Hampton.
- A native of Petersburg, Va.

CAREER REGULAR SEASON STATISTICS

Year	GP	GS	Solo	Asst.	Total	Sacks	PD	FF	FR	INT	Yds	Avg.	LG	TD
2014 STL	16	4	22	29	51	1.0	0	0	0	0	0	0.0	0	0
2013 STL	16	16	42	27	69	5.0	4	0	0	0	0	0.0	0	0
2012 STL	16	16	27	30	57	2.0	2	0	0	0	0	0.0	0	0
2011 MIA	16	12	15	5	20	0.0	1	1	0	0	0	0.0	0	0
2010 MIA	16	16	33	14	47	3.0	4	2	0	0	0	0.0	0	0
2009 MIA	16	13	33	10	43	2.5	1	1	0	0	0	0.0	0	0
2008 MIA	16	13	25	6	31	2.0	3	0	0	0	0	0.0	0	0
TOTAL	112	90	197	121	318	15.5	15	4	0	0	0	0.0	0	0

CAREER POSTSEASON STATISTICS

Year	GP	GS	Solo	Asst.	Total	Sacks	PD	FF	FR	INT	Yds	Avg.	LG	TD
2008 MIA	1	1	2	0	2	0.0	0	0	0	0	0	0.0	0	0
TOTAL	1	1	2	0	2	0	0	0	0	0	0	0.0	0	0

GETTING TO KNOW KENDALL LANGFORD

Favorite team and/or athlete outside of football: Los Angeles Lakers/Kobe Bryant

Favorite musician and/or song: Jay-Z

Hobbies outside of football: Spending time with family/friends

Favorite food: Seafood

Favorite movie: *Bad Boys 2*

What's the one thing you couldn't live without: Family



RYAN LANKFORD
85 WIDE RECEIVER
 5-11 176 ILLINOIS

NFL Exp: 1 (1st Year with Colts)

Born: 12/9/91

How Acquired: FA – 2014

GP/GS (Postseason): 0/0 (0/0)

CAREER TRANSACTIONS:

- Signed by the Colts to a reserve/future contract on January 19, 2015.
- Signed by the Colts as a free agent on May 18, 2004.
- Waived by the Miami Dolphins on May 15, 2014.
- Signed by the Dolphins as an undrafted free agent on May 11, 2014.


SINGLE-GAME HIGHS

Rec: N/A
Yards: N/A
TDs: N/A
LG: N/A
Rush: N/A
Yards: N/A
TDs: N/A
LG: N/A

2014 (COLTS):

- Spent the entire season on the Colts practice squad.

**COLLEGE:**

- Completed his collegiate career at Illinois with 70 receptions for 1,014 yards and seven touchdowns in 43 games played.
- As a junior in 2012, led the team in receiving yards (469), receiving touchdowns (five) and total points scored (30), while finishing second in receptions (37).
- Earned the Illinois Point Award as the top offensive skill player on the team.
- In 2011, competed in all 13 games (five starts) and totaled 12 catches for 108 yards.
- Also saw time as a punter, averaging 39.4 yards on 19 punts, and as a punt returner, returning 19 punts for 33 yards.

PERSONAL:

- Attended Paxon High School in Jacksonville, Fla. and played wide receiver, defensive back, kicker, punter, kickoff returner and punt returner.
- Was a three-star recruit by *Rivals.com* and was named a *SuperPrep* All-Southeast Region as a senior, finishing the year with 17 touchdowns.
- Named to the *Florida Times-Union's* Super 24 team.
- Also lettered in track and field.
- His father, Paul, was a defensive back for the Miami Dolphins.
- Was a participant for a Colts Day in Schools event, Play 60 Challenge and a Shop With a Colt event.
- A native of Jacksonville, Fla.

CAREER REGULAR SEASON STATISTICS

Year	GP	GS	No.	Yards	RECEIVING			No.	Yards	RUSHING			
					Avg.	LG	TD			Avg.	LG	TD	
2014 IND					PRACTICE SQUAD								
TOTAL	0	0	0	0	0.0	0	0	0	0	0.0	0	0	

GETTING TO KNOW RYAN LANKFORD

Favorite team and/or athlete outside of football: Floyd Mayweather and Derrick Rose

Hobbies outside of football: Fishing

What is something interesting about you that most people may not know: I enjoy surfing

Favorite food: Mexican

Favorite vacation spot: Florida – home

What's the one thing you couldn't live without: The Bible and God



LANCE LOUIS

60

GUARD

6-3 323 SAN DIEGO STATE

NFL Exp: 6 (2nd Year with Colts)

Born: 4/24/85

How Acquired: FA – 2014

GP/GS (Postseason): 50/35 (5/3)

CAREER TRANSACTIONS:

- Signed by the Colts to a reserve/future contract on January 15, 2014.
- Waived by the Miami Dolphins on August 27, 2013.
- Signed by the Dolphins as an unrestricted free agent on March 27, 2013.
- Selected by the Chicago Bears in the seventh round (246th overall) of the 2009 NFL Draft.

2014 (COLTS):

- In his first season with the Colts, competed in nine games (seven starts) at left and right guard and was part of a unit that assisted the offense in setting a single-season franchise record for net yards (6,506). Also started all three postseason contests.



- In the team's Week 1 regular season opener at Denver (9/7), made his Colts debut seeing action on special teams.
- Made his first start as a member of the Colts at right guard in the team's Week 4 win against Tennessee (9/28). Was part of an offensive line that did not allow a sack. Blocked for the Colts offense to generate 498 net yards as Andrew Luck tied a career-high with four passing touchdowns.
- Started at left guard in the team's Week 5 win against Baltimore (10/5) and was part of an offensive line that allowed only 1.0 sack. Provided time for the offense to total 432 net yards as Andrew Luck threw for 312 yards and one touchdown.
- In a Week 6 victory at Houston (10/9), started at right guard and helped the Colts offense compile 456 net yards. Blocked for Andrew Luck to throw for 370 yards and three touchdowns.
- Started at right guard in a Week 9 victory at the New York Giants (11/3). Assisted an offense that totaled 443 net yards as Andrew Luck tied his single-game career-high with four passing touchdowns. Was part of an offensive line that allowed only 1.0 sack.
- Started at right guard in a Week 15 victory against Houston (12/14) and was part of an offensive line that helped the Colts amass 278 yards of net offense. Provided time for Andrew Luck to throw for 187 yards and two touchdowns.
- Started at right guard in a Week 17 victory at Tennessee (12/28) and blocked for Andrew Luck to set a franchise single-season record in passing yards (4,761) as the Colts totaled 378 yards of net offense.
- Made his first career postseason start at right guard in the team's AFC Wild Card Playoff win against Cincinnati (1/4/15). Assisted the offense in generating 482 net yards, which is the third-highest total for a postseason game in Colts history. Was part of a unit that allowed only 1.0 sack as Andrew Luck threw for 376 yards.
- Started at right guard in the team's AFC Divisional Playoff victory at Denver (1/11/15) and was part of an offensive line that did not allow a sack as the team recorded 364 net yards. Blocked for Andrew Luck who threw for 265 yards and two touchdowns in the win.
- In the team's AFC Championship Game loss at New England (1/18/15), started at right guard and blocked for a Colts offense that recorded 209 yards of net offense.

2013:

- Competed with the Miami Dolphins in the preseason prior to being waived on August 27.

2012 (BEARS):

- Played in and started 11 games at guard.
- Assisted a Bears rushing attack that averaged 123.1 yards per game, which ranked 10th in the NFL and sixth in the NFC.
- Blocked for quarterback Jay Cutler who averaged 202.2 passing yards per game while throwing for 19 touchdowns.
- Recorded one catch for four yards on a tipped pass against Tennessee (11/4).
- Suffered a torn ACL in his left knee against Minnesota (11/25) and was placed on Injured Reserve.

2011 (BEARS):

- Played in 14 games, starting 11 at right tackle and two at right guard.
- Helped Chicago's offense eclipse the 2,000-yard rushing mark (2,015) for second time in 21 years, while averaging 4.4 yards per carry, the highest team total since 1990.
- Opened the season at right guard before an ankle injury forced him to be inactive for a Week 2 contest at New Orleans (9/18).
- Made transition to right tackle where he started final 11 contests.

2010 (BEARS):

- Played in all 16 games during the 2010 season, including four starts.
- Made his NFL debut against Detroit (9/12), starting at right guard.
- Saw reserve action in two playoff games.

2009 (BEARS):

- Did not appear in a game as a rookie, but was active for three contests.

COLLEGE:

- Attended San Diego State University (2004-08) where he played in 39 games (19 starts).
- Began his collegiate career as a tight end, but moved to the offensive line prior to the start of his junior season. Played in 19 games at tight end and 20 games as an offensive lineman.
- Sat out the 2006 season to recover from a torn ACL.
- Posted 15 career catches for 195 yards (13.0 avg.) and one touchdown.
- As a senior, moved to right guard during fall camp prior to the season and started 11-of-12 games.
- Saw action in eight games on the offensive line as a junior, making his season debut at right guard in the opener against Washington State.



- Granted a medical redshirt between his sophomore and junior seasons and spent the year recovering from knee surgery.
- Appeared in eight games (four starts) at tight end as a sophomore, tallying nine receptions for 131 yards (14.6 avg.) and one touchdown despite missing four games due to injury.
- Hauled in his first career touchdown against San Jose State.
- As a freshman, played in 11 games (four starts), posting at least one catch in the final four games and finished with six receptions for 64 yards (10.7 avg.).

PERSONAL:

- Starred at Landry High School in New Orleans and was considered one of the Top-10 tight end prospects by *Rivals.com*. Was also an all-southwest region honoree.
- Played on both sides of the ball, tallying 9.0 sacks.
- Also played basketball.
- Majored in social science at San Diego State.
- A native of New Orleans.

CAREER GP/GS (POSTSEASON):

2014 IND: 9/7 (3/3)

2013: 0/0

2012 CHI: 11/11

2011 CHI: 14/13

2010 CHI: 16/4 (2/0)

2009 CHI: 0/0

TOTAL: 50/35 (5/3)

GETTING TO KNOW LANCE LOUIS

Favorite team and/or athlete outside of football: Oklahoma City Thunder and Kevin Durant

Favorite musician and/or song: Rick Ross

Hobbies outside of football: Watching movies

What is something interesting about you that most people may not know: I'm goofy

Favorite food: Dirty rice

Favorite vacation spot: San Diego

Favorite movie: *Grandma's Boy*

What's the one thing you couldn't live without: Music



DWIGHT LOWERY

33 SAFETY

5-11 212 SAN JOSE STATE

NFL Exp: 8 (1st year with Colts)

Born: 1/23/86

How Acquired: UFA – 2015 (ATL)

GP/GS (Postseason): 84/56 (6/1)

CAREER TRANSACTIONS:

- Signed by the Colts as an unrestricted free agent on April 6, 2015.
- Signed by the Atlanta Falcons as a free agent on April 8, 2014.
- Released by the Jacksonville Jaguars on November 4, 2013.
- Traded from the New York Jets to the Jaguars on September 3, 2011 for an undisclosed draft pick.
- Selected by the Jets in the fourth round (113th overall) of the 2008 NFL Draft.

PRO CAREER:

- Set new single-season career highs in total tackles (85) and solo stops (62) with Atlanta in 2014.

ADMINISTRATION

COACHING
STAFFFOOTBALL
OPERATIONSBUSINESS
OPERATIONS

PLAYERS

2014 SEASON
IN REVIEWCOLTS
HISTORY

RECORDS

COLTS IN THE
COMMUNITY

- Scored two defensive touchdowns in 2010 as a member of the New York Jets. The first came when he intercepted Minnesota quarterback Brett Favre and returned the ball 26 yards for a score against the Vikings (10/11). The second came when he intercepted Chicago quarterback Jay Cutler and returned the ball 20 yards for a touchdown at the Bears (12/26).
- Posted back-to-back three interception seasons from 2009-10 with the Jets.

2014 (FALCONS)

- Played in all 16 regular season games (15 starts), tallying a career-high 85 tackles (62 solo), two interceptions, 1.0 sack, five passes defended, two forced fumbles and one fumble recovery.
- Started at safety and recorded 12 tackles (nine solo) in his first career start for the Falcons against New Orleans (9/7).
- Recorded two tackles (one solo), one pass defended and one fumble recovery against Tampa Bay (9/18).
- Posted seven total tackles (three solo) at Baltimore (10/19).
- Registered eight total tackles (five solo) and two passes defended against Detroit (10/26).
- Notched his first interception of the season, along with one pass defended, a quarterback hit and three solo tackles at Tampa Bay (11/9).
- Collected eight total tackles (six solo) and one pass defended at Carolina (11/16).
- Recorded four solo tackles, one interception, two quarterback hits and one pass defended against Arizona (11/30).
- Led the team in tackles with 13 (11 solo) and added one forced fumble in a Monday Night Football contest at Green Bay (12/8). His 13 tackles set a new single-game career-high.
- Posted five total tackles (four solo) and his first sack of the season along with a forced fumble in a 30-14 win at New Orleans (12/21).

2013 (JAGUARS)

- Started three games for Jacksonville and posted six tackles (four solo), one tackle for loss, one pass defended and one fumble recovery.
- Recorded five tackles (three solo) at Oakland (9/15). Also tallied one tackle for loss, one fumble recovery and one pass defended.
- Placed on Injured Reserve on Oct. 8.

2012 (JAGUARS)

- Started nine games and finished with 53 tackles (28 solo), one interception, one fumble recovery and four passes defended.
- Opened the season with 10 tackles at Minnesota (9/9).
- Totaled five tackles and two passes defended at Indianapolis (9/23).
- Produced six tackles and one pass defended against Chicago (10/7).
- Returned to the starting lineup against Tennessee (11/25) and totaled five tackles and a fourth quarter interception off of quarterback Jake Locker.
- Made eight stops and recovered a Jeremy Kerley fumble against the New York Jets (12/9).
- Placed on Injured Reserve on Dec. 22.

2011 (JAGUARS)

- Appeared in 13 games (11 starts) at safety in his first season with the Jaguars.
- Registered 47 tackles (31 solo), eight passes defended, 1.0 sack, one fumble recovery and one quarterback pressure. Also tied for the team lead with two interceptions.
- Sealed the victory in his Jaguars debut with an interception off of quarterback Matt Hasselbeck with 23 seconds left in the fourth quarter against Tennessee (9/11).
- Inserted into starting lineup and made six tackles to go along with three passes defended at Carolina (9/25).
- Tallied 11 tackles (seven solo), two passes defended and one tackle for loss at New Orleans (10/2).
- Did not miss a defensive snap against Cincinnati (10/9). Picked off Andy Dalton in the second quarter and returned it 30 yards to the Bengals two-yard line.
- Sacked quarterback Joe Flacco for a seven-yard loss in the third quarter against Baltimore (10/24).
- Recovered a fumble by running back Ben Tate in the fourth quarter and returned it 23 yards to set up a Jaguars touchdown on the ensuing possession at Houston (10/30). Also added four tackles.

2010 (JETS)

- Played in 14 games (three starts) and finished with 21 tackles (14 solo), three interceptions, 2.0 sacks, two quarterback pressures, seven passes defended and two fumble recoveries. His three interceptions tied for the team lead.
- Registered first sack of season at Buffalo (10/3) when he brought down quarterback Ryan Fitzpatrick for a six-yard loss.



- Picked off Brett Favre in a game against Minnesota (10/11) and raced 26 yards for a touchdown, marking his first career pick-six.
- Had two solo tackles and sacked quarterback Aaron Rodgers for a five-yard loss against Green Bay (10/31).
- Scored his second touchdown of the season at Chicago (12/26) when he intercepted a Jay Cutler pass and returned it 20 yards for a score.
- Intercepted quarterback Levi Brown on the final defensive play of the game against Buffalo (1/2/11) to tie cornerback Antonio Cromartie for the team lead with three.
- Saw action in all three postseason games.
- Had three tackles and two passes defended in an AFC Divisional Playoff game at New England (1/16/12).

2009 (JETS)

- Saw action in 13 games (six starts) and finished with 24 tackles (22 solo), three interceptions, nine passes defended and one fumble recovery. Also added two special teams tackles.
- Was part of the NFL's top-ranked defense in total yards allowed, points allowed and passing yards allowed.
- Intercepted Ryan Fitzpatrick in overtime against Buffalo (10/18).
- Picked off Curtis Painter at Indianapolis (12/27).
- Played a major role in holding the Bengals to zero net passing yards against Cincinnati (1/3/10). Intercepted Carson Palmer with 30 seconds remaining in first half which led to a Jets field goal on the ensuing possession.
- Started at cornerback in the AFC Championship Game at Indianapolis (1/24/10) and had five tackles and one pass defended.

2008 (JETS)

- Played in all 16 games as a rookie, making 10 starts.
- Totaled 64 tackles (54 solo), one interception, five forced fumbles and 16 passes defended.
- Made his NFL debut in a starting role at Miami (9/7) and had four tackles and three passes defended.
- Had two passes defended at San Diego (9/22).
- Registered nine tackles (eight solo) and a forced fumble vs. Arizona (9/28).
- Forced a fumble in the fourth quarter at Buffalo (11/2).
- Recorded his first career interception against Denver (11/30) when he picked off quarterback Jay Cutler. The interception led to a Jets field goal on the ensuing possession.
- Set a single-game career-high with two forced fumbles at Seattle (12/21). Stripped tight end Will Heller in the second quarter and fullback Leonard Weaver in the third quarter at the five-yard line.

COLLEGE:

- Started 25 games at San Jose State after transferring from Cabrillo College.
- In two seasons at San Jose State, recorded 13 interceptions, 14 passes defended, three fumble recoveries and 92 tackles (53 solo).
- Also tallied 147 interception return yards and one interception for a touchdown while at SJSU. Added 315 more return yards and one touchdown via 24 punt returns.
- Started all 12 games at cornerback as a senior, collecting 44 tackles, seven passes defended and four interceptions. Received First-Team AFCA All-America honors and First-Team All-WAC honors.
- Had a 24-yard interception return for a touchdown against Hawaii his senior year.
- Recorded an SJSU school record nine interceptions as a junior, including picks in four-straight games.
- Earned Third Team Associated Press All-America honors and First Team All-WAC honors after his junior season.
- In two seasons at Cabrillo College, saw action mainly at free safety.
- Finished his career at Cabrillo with 13 interceptions, 95 tackles, two fumble recoveries and six passes defended. Also scored on a blocked punt, a blocked field goal and a kickoff return.

PERSONAL:

- Attended Soquel (Calif.) High School and had 20 interceptions in 20 career games.
- Set a county record with seven interceptions in a single game against Sacred Heart.
- Also lettered in basketball in high school where he was a three-year starter.
- His sister, Aujanae, had open-heart surgery as a baby to correct a heart defect, and Lowery grew to be her father-figure.
- Attended Project Hope at Times Square Church in 2008 to greet and support U.S. military members and underprivileged youth.
- Helped raise funds for Lupus research by participating in the ALR Long Island Walk With Us to Cure Lupus in 2008.
- Majored in sociology at San Jose State.
- A native of Santa Cruz, Calif.

CAREER REGULAR SEASON STATISTICS

Year	GP	GS	Solo	Asst.	Total	Sacks	PD	FF	FR	INT	Yds	Avg.	LG	TD
2014 ATL	16	15	62	23	85	1.0	5	2	1	2	21	10.5	21	0
2013 JAC	3	3	4	2	6	0.0	1	0	1	0	0	0.0	0	0
2012 JAC	9	9	28	25	53	0.0	4	0	1	1	21	21.0	21	0
2011 JAC	13	11	31	16	47	1.0	8	0	1	2	26	13.0	30	0
2010 NYJ	14	3	14	7	21	2.0	7	0	2	3	87	29.0	41	2
2009 NYJ	13	5	22	2	24	0.0	9	0	1	3	41	13.7	34	0
2008 NYJ	16	10	54	10	64	0.0	16	5	0	1	0	0.0	0	0
TOTAL	84	56	215	85	300	4.0	50	7	7	12	196	16.3	41	2

CAREER REGULAR SEASON RETURN STATISTICS

Year	GP	GS	PR	FC	Yards	Avg.	LG	TD	KR	Yards	Avg.	LG	TD
2010 NYJ	14	3	0	0	0	0.0	0	0	2	26	13.0	14	0
2009 NYJ	13	5	0	0	0	0.0	0	0	5	128	25.6	44	0
TOTAL	27	8	0	0	0	0.0	0	0	7	154	22.0	44	0

CAREER POSTSEASON STATISTICS

Year	GP	GS	Solo	Asst.	Total	Sacks	PD	FF	FR	INT	Yds	Avg.	LG	TD
2010 NYJ	3	0	6	0	6	0.0	0	0	0	0	0	0.0	0	0
2009 NYJ	3	1	9	1	10	0.0	3	0	0	0	0	0.0	0	0
TOTAL	6	1	15	1	16	0.0	3	0	0	0	0	0.0	0	0

SPECIAL TEAMS TACKLES: 2 (2010 - 1, 2009 - 1)

GETTING TO KNOW DWIGHT LOWERY
Favorite team and/or athlete outside of football: Golden State Warriors

Favorite musician and/or song: Bob Marley

Hobbies outside of football: Soccer, BBQ with family and friends, beach, family time, video games and events once you get to know me

Favorite food: Mexican

Favorite vacation spot: Anywhere with a beach and the sun

Favorite movie: *Friday*
What's the one thing you couldn't live without: My family




ANDREW LUCK

12 QUARTERBACK

6-4 240 STANFORD

NFL Exp: 4 (4th Year with Colts)

Born: 9/12/89

How Acquired: D1 – 2012 (1st overall) **GP/GS (Postseason):** 48/48 (6/6)

CAREER TRANSACTIONS:

- Selected by the Colts in the first round (first overall) of the 2012 NFL Draft.

PRO CAREER:

- Has been named to three consecutive Pro Bowls following the 2012-14 seasons.
- Became the fifth quarterback since 1970 to record 30 victories in the first three seasons of a career. Tied Dan Marino and Matt Ryan (33) for the second-most wins among Super Bowl-era starting quarterbacks in their first three seasons.
- His 12,957 passing yards are the most of any NFL player in his first three seasons and his 86 touchdown passes set a new franchise record and ranks second only to Pro Football Hall of Famer Dan Marino (98) for the most in a player's first three years.
- Joined Peyton Manning and Pro Football Hall of Famer Dan Marino as the only players to pass for 4,000 yards in two of their first three NFL seasons.
- Tied Ben Roethlisberger (22) for the second-most victories in a quarterback's first two seasons in the NFL since 1970. Also tied Matt Ryan for the second-most home wins (12) in a quarterback's first two seasons in the league.
- Surpassed Cam Newton (7,920) for the most passing yards by a quarterback in his first two NFL seasons and became the first quarterback in NFL history to throw for more than 8,000 yards in his first two seasons (8,196).
- Became the third-fastest player to reach 12,000 career passing yards in NFL history.
- In 2014 set a new franchise record for the most passing yards in a single season (4,761) surpassing Peyton Manning's 2010 record of 4,700 yards.
- Joined Johnny Unitas (one) and Peyton Manning (six) as the only quarterbacks in franchise history to throw for 30-plus touchdowns in a single season (2014). Finished the year with 40 touchdowns, which ranks second in franchise history in a single season (Peyton Manning, 49 in 2004).
- Became the eighth player in NFL history to throw for 4,000 passing yards and 40 touchdowns in a single season in 2014.
- Posted 10 300-yard passing games in 2014 which set a single-season franchise record (Manning, nine in 2004).
- Established a franchise record with eight consecutive 300-yard passing games from Sept. 21 - Nov. 17, 2014.
- Became the first player in NFL history with at least 350 passing yards in five consecutive road contests from Sept. 7 - Nov. 3, 2014.
- Was the first player in NFL history to post consecutive games with at least 370 passing yards, four or more touchdown passes, a completion percentage above 70 percent and one or no interceptions (Sept. 21, 2014 at Jax - Sept. 28, 2014 vs. Ten).
- Established a career-high with five touchdown passes against Washington on Nov. 30, 2014 and became the first quarterback in franchise history to throw for two touchdowns of 70-plus yards in a single game.
- Totaled the second-most passing yards in franchise postseason history and the fifth-most in NFL postseason history with 443 in a Wild Card victory against Kansas City on Jan. 4, 2014. His four touchdown passes that game tied for the second-most in franchise postseason history. Led the Colts to the second-largest comeback in NFL postseason history after trailing by 28 points in the second half.
- Holds the NFL record for the most passing yards through a player's first five postseason games (1,703) and

SINGLE-GAME HIGHS

Att:	55 vs. GB (10/7/12)
Comp:	35 at DEN (9/7/14)
Yards:	433 vs. MIA (11/4/12)
TDs:	5 vs. WAS (11/30/14)
LG:	80 at TEN (12/28/14)
Rating:	140.4 at JAX (9/21/14)
Rush:	9 at TEN (11/14/13)
Yards:	50 vs. JAX (9/23/12)
TDs:	2, two times (Last: at JAX 11/8/12)
LG:	29 at CIN (12/8/13)

ADMINISTRATION

COACHING
STAFFFOOTBALL
OPERATIONSBUSINESS
OPERATIONS

PLAYERS

2014 SEASON
IN REVIEWCOLTS
HISTORY

RECORDS

COLTS IN THE
COMMUNITY



became the first player in NFL history to pass for 250-plus yards in each of his first five career playoff games.

- Recorded the most passing yards (4,374), attempts (627) and 300-yard passing games (six) by a rookie in NFL history.
- Recorded the second-most completions (339) and third-most passing touchdowns (23) by a rookie in NFL history.
- Broke the NFL single-game rookie record for passing yards (433) against Miami (11/4/12).
- Became the first quarterback selected No. 1 overall in the NFL Draft to start a postseason game as a rookie.
- Led the Colts to the most wins (11) by a No. 1 overall draft pick in his rookie season in NFL history.
- Became one-of-five quarterbacks since 1966 to win 10-or-more games in his rookie season.
- Recorded the most passing attempts (54) and second-most passing yards (288) by a rookie in a playoff game in the Colts AFC Wild Card contest at Baltimore (1/6/13).
- Became the first NFL rookie to throw two game-winning touchdown passes inside the two-minute warning of the fourth quarter in a single season.
- Has led the Colts to 12 game-winning drives in the fourth quarter or overtime since entering the league as a rookie in 2012.
- Was named AFC Offensive Player of the Month (November of 2014) after completing 88-of-144 passes for 1,280 yards, 12 touchdowns and two interceptions for a 112.0 passer rating. He led the Colts to a 3-1 record in the month. His touchdown total ranked tied for third in the NFL, while his passer rating ranked fifth and his passing yardage total ranked sixth.
- Has been named AFC Offensive Player of the Week on three occasions (2012 Week 9, 2013 Week 7 and 2014 Week 3).
- Earned FedEx Air NFL Player of the Week Honors following his 2012 Week 9 performance against Miami.
- Was named PEPSI MAX NFL Rookie of the Week on three occasions in 2012.

2014 (COLTS):

- Completed 380-of-616 passes for 4,761 yards (61.7 percent), 40 touchdowns and 16 interceptions for a 96.5 passer rating. Also contributed with 64 rushes for 273 yards and three touchdowns.
- Voted to his third consecutive Pro Bowl while earning AFC Offensive Player of the Month (November) and AFC Offensive Player of the Week (Week 3) honors.
- Became the fifth quarterback since 1970 to record 30 victories in the first three seasons of a career. Tied Dan Marino and Matt Ryan (33) for the second-most wins among Super Bowl-era starting quarterbacks in their first three seasons.
- His 12,957 passing yards are the most of any NFL player in his first three seasons and his 86 touchdown passes set a new franchise record and ranks second only to Pro Football Hall of Famer Dan Marino (98) for the most in a player's first three years.

QUICK HITS

Luck's 12,957 passing yards are the most of any NFL player in his first three seasons and his 86 touchdown passes set a new franchise record and rank second only to Pro Football Hall of Famer Dan Marino (98) for the most in a player's first three years. Luck joined Peyton Manning and Marino as the only players to pass for 4,000 yards in two of their first three NFL seasons.

In 2014, Luck set a new franchise record for the most passing yards in a single season (4,761) surpassing Peyton Manning's 2010 record of 4,700 yards. Luck's passing total also contributed to a team single-season record of 6,506 net yards. Luck joined Johnny Unitas (one) and Manning (six) as the only quarterbacks in franchise history to throw for 30-plus touchdowns in a single season (2014), finishing the year with 40.

Luck posted 10 300-yard passing games in 2014 which set a single-season franchise record. He also established a franchise record with eight consecutive 300-yard passing games from Sept. 21 - Nov. 17, 2014.

In 2014, Luck became the first player in NFL history with at least 350 passing yards in five consecutive road contests from Sept. 7 - Nov. 3. He was also the first player in NFL history to post consecutive games with at least 370 passing yards, four or more touchdown passes, a completion percentage above 70 percent and one or no interceptions (Sept. 21 at Jax - Sept. 28 vs. Ten).

Luck holds the NFL record for the most passing yards through a player's first five postseason games (1,703) and became the first player in NFL history to pass for 250-plus yards in each of his first five career playoff games.

Luck led the Colts to the second-largest comeback in NFL postseason history after trailing by 28 points in the second half of an AFC Wild Card Playoff win against Kansas City on Jan. 4, 2014. He totaled the second-most passing yards in franchise postseason history and the fifth-most in NFL postseason history with 443. His four touchdown passes tied for the second-most in franchise postseason history.

In a Nov. 4, 2012 win against Miami, Luck broke the NFL single-game rookie record for passing yards with 433, topping Cam Newton's previous mark of 432. Luck also became the first quarterback selected No. 1 overall in the NFL Draft to start a postseason game as a rookie and led the Colts to the most wins (11) by a No. 1 overall draft pick in his rookie season in NFL history.



- Joined Peyton Manning and Pro Football Hall of Famer Dan Marino as the only players to pass for 4,000 yards in two of their first three NFL seasons.
- Started at quarterback in the Week 1 regular season opener at Denver (9/7). Completed 35-of-53 passes for 370 yards, three touchdowns (two passing, one rushing) and two interceptions for an 83.1 passer rating. Established a single-game career-high with 35 completions and tied Bert Jones for the third most 20-plus completion games in team history. His 53 passing attempts ranked tied for third for a single-game in his career and he passed Jim Harbaugh (1,230) for the sixth-most career attempts in Colts history. His 370 yards marked his 10th career 300-plus-yard game. With two passing touchdowns, he surpassed Earl Morrall (47) for the fifth-most in a career in franchise history with 48. Notched the team's first points of the season with his seven-yard rushing touchdown in the second quarter. The rushing touchdown was the 10th of his career. Added his first touchdown pass of the game with a 41-yard strike to tight end Dwayne Allen in the fourth quarter. He then found wide receiver Hakeem Nicks for a nine-yard score four minutes later. The passing touchdowns marked his 16th career game with multiple touchdown passes.
- Completed 20-of-34 passes for 172 yards, three touchdowns and one interception for an 89.3 passer rating, starting at quarterback in a Week 2 loss against Philadelphia (9/15). All three touchdown passes were of five yards or fewer, which tied for the most such touchdown passes in a game in his career. With his second touchdown pass of the game to tight end Jack Doyle, passed Jim Harbaugh (49) for the fourth-most touchdown passes in a career in franchise history.
- In a Week 3 victory at Jacksonville (9/21) completed 31-of-39 passes for 370 yards and four touchdowns for a career-best 140.4 passer rating. He also set a career-high in completion percentage (79.5 percent) while completing passes to nine different receivers in the game. Completed 22-of-27 passes for 244 yards and three touchdowns for a 141.4 passer rating in the first half. Threw for three first half touchdown passes for only the second time in his career (10/20/13 vs. Denver). His 244 passing yards in the first half was the third-highest total for a first half in his career. At one point in the first half, completed 13 consecutive passes until an incompleteness to tight end Coby Fleener. With 31 completions, passed Jim Harbaugh (746) for the sixth-most career completions in Colts history. Joined Pro Football Hall of Famer Johnny Unitas as the only players in franchise history to complete at least 75 percent of his passes for 350 yards, four touchdowns and no interceptions in a game. Was named AFC Offensive Player of the Week for his performance.
- Completed 29-of-41 passes for 393 yards and four touchdowns in a Week 4 victory against Tennessee (9/28). Registered his fourth career game with four touchdown passes and set a franchise record for the most touchdown passes through the first four games of a regular season (13). The 393 passing yards marked his third-highest total for a single game (433 vs. Miami on 11/4/12). Completed passes to nine different receivers for the second consecutive week. Became the first player in NFL history to post consecutive games with at least 370 passing yards, four or more touchdown passes, a completion percentage above 70 percent and one or no interceptions.
- In a Week 5 win against Baltimore (10/5) completed 32-of-49 passes for 312 yards, one touchdown and two interceptions for a 72.8 passer rating. It was his 13th game with 300-plus passing yards and his ninth-straight game with at least one touchdown pass. With 312 yards, passed Jeff George (9,551) for the fifth-most career passing yards in franchise history. With his 32 completions, passed Jack Trudeau (812) for the fifth-most career completions in Colts history.
- Completed 25-of-44 passes for 370 yards and three touchdowns in a Week 6 victory at Houston (10/9). His 208 first quarter passing yards were the most for any player in the opening quarter of a game in the last five seasons. With 370 passing yards, he notched his fifth 300-yard performance in the past six games and his fourth such contest in a row. With 18 rushing yards, he passed Peyton Manning (722) for the fifth-most career rushing yards by a Colts quarterback in team history. With three passing touchdowns, he tied the franchise record for the most passing touchdowns through the first six games of a regular season. Became the first quarterback since Kurt Warner to win at least 13 of his first 15 NFL starts in division games.
- In a Week 7 shutout victory against Cincinnati (10/19), completed 27-of-42 passes for 344 yards and two touchdowns for a 105.7 passer rating. Recorded his fifth consecutive 300-plus yard passing outing (Weeks 3-7) and tied Peyton Manning's franchise record of consecutive 300-plus yard passing games, which was originally set in 2009 (Weeks 1-5). It was also his sixth 300-plus yard game of the year, which tied his single-season career-best set as a rookie in 2012. With 27 completions, he passed Jeff George (874) for the fourth-most career completions in team history.
- Completed 26-of-45 passes for 400 yards, three touchdowns and two interceptions for a 91.0 passer rating in a Week 8 loss at Pittsburgh (10/26). Registered his sixth consecutive 300-yard passing game, which set a new franchise record. With 400 passing yards, passed Pro Football Hall of Famer Dan Marino for the fourth-most passing yards through the first 40 games of a career in NFL history. The yardage total was his second-highest single-game total (433 vs. Miami on 11/4/12). It was also his ninth career game with three-or-more touchdown passes. With 45 passing attempts, surpassed Jeff George (1,532) for the fifth-most and Jack Trudeau (1,536) for the fourth-most career attempts in Colts history.
- In a Week 9 Monday Night Football win at the New York Giants (11/3), completed 25-of-46 passes for 354

ADMINISTRATION

COACHING
STAFFFOOTBALL
OPERATIONSBUSINESS
OPERATIONS

PLAYERS

2014 SEASON
IN REVIEWCOLTS
HISTORY

RECORDS

COLTS IN THE
COMMUNITY



yards and four touchdowns for a 108.4 passer rating. Joined Peyton Manning as the only quarterbacks in NFL history with at least 23 touchdown passes in each of their first three seasons. The four touchdowns marked his 10th career game with three-or-more touchdown passes and his fifth career game with four touchdown passes. Became the first player in NFL history with at least 350 passing yards in five consecutive road contests. With 354 passing yards, posted his seventh consecutive 300-yard passing outing. Joined Tom Brady, Drew Brees (twice) and Peyton Manning as the only players in NFL history with at least 3,000 passing yards in their team's first nine games to begin a season. His 3,085 yards are the second most in NFL history in a quarterback's first nine games. With 46 passing attempts, became the third player in NFL history with six consecutive games of 40-plus attempts.

- Completed 23-of-39 passes for 303 yards, two touchdowns and one interception for a 90.0 passer rating in a Week 11 loss against New England (11/16). With 303 yards, posted his eighth consecutive 300-yard passing outing. The streak ranks as the third longest in NFL history and is the only active streak of eight games or more. With 23 completions, Luck tied the second longest streak of consecutive games with 20-plus completions in franchise history.
- In a Week 12 victory against Jacksonville (11/23), completed 21-of-32 passes for 253 yards and one touchdown for a 100.1 passer rating. Found T.Y. Hilton for a 73-yard touchdown in the third quarter. The score gave the Colts a 20-3 lead. With 21 completions, took sole possession of second place in team history for the most consecutive games with 20-or-more completions. Finished 47 yards shy of a 300-yard passing outing, ending a streak of eight consecutive 300-yard games dating back to September, which ranks second in NFL history and first in Colts annals. Finished with eight rushes for 49 yards (6.1 avg.) with a long carry of 20 yards.
- Completed 19-of-27 passes for 370 yards, five touchdowns and one interception for a 137.0 passer rating in a Week 13 win against Washington (11/30). Was part of an offense that scored six touchdowns of 30-plus yards becoming the first team to accomplish the feat since the 1966 Washington Redskins. Became the fifth quarterback since 1970 to record 30 victories in the first three seasons of a career. He established a career-high with five touchdown passes, which tied for the third-most in a single game in team history. Became the first quarterback in franchise history to throw for two touchdowns of 70-plus yards in a single game. Found Coby Fleener for a 30-yard touchdown in the first quarter to give the team a 7-3 lead. Joined Johnny Unitas (one) and Peyton Manning (six) as the only quarterbacks in franchise history to throw for 30-plus touchdowns in a single season. On his 14th completion of the game in the third quarter, found Donte Moncrief for a 48-yard touchdown giving the Colts a 28-17 lead. He became the third-fastest player to reach 12,000 career passing yards in NFL history and tied Carson Palmer (78) for the fourth-most passing touchdowns in the first three seasons of a quarterback's career in NFL history. Set a career-long with a 79-yard pass to Moncrief, which went for his fifth touchdown of the game. On the play, reached 4,000 passing yards and joined Manning and Pro Football Hall of Famer Dan Marino as the only players to pass for 4,000 yards in two of their first three NFL seasons. Posted his 10th 300-yard passing game this season, which set a single-season franchise record (Manning, nine in 2004). With 19 completions, passed Andy Dalton (992) for the second-most completions in the first three seasons of a quarterback's career in NFL history. Finished with four touchdown passes of 30-plus yards and became only the second player in the last 10 years to accomplish the feat in a single game (Matt Flynn vs. Detroit 1/1/12).
- In a Week 14 victory at Cleveland (12/7), completed 24-of-53 passes for 294 yards, two touchdowns and two interceptions for a 59.8 passer rating. With the win, surpassed Andy Dalton (30) for sole possession of the fifth-most wins among Super Bowl-era starting quarterbacks in their first three seasons. With 294 yards, passed Peyton Manning for the most passing yards in the first three seasons of a quarterback's career in NFL history. With 24 completions, he passed Manning for the most completions in the first three seasons of a quarterback's career in NFL history. Opened the scoring for the Colts with his 11-yard rushing touchdown in the second quarter to tie the game at 7-7. It was the third rushing touchdown for Luck this season. Capped his 12th career game-winning drive after finding T.Y. Hilton for a one-yard touchdown reception with 32 seconds remaining in the fourth quarter. He threw his 500th passing attempt of the season in the first quarter has thrown 500-plus passing attempts in three consecutive seasons. Completed his 1,000th career pass when he found Coby Fleener for an 18-yard gain in the second quarter.
- Completed 18-of-34 passes for 187 yards, two touchdowns and one interception for a 76.5 passer rating in a Week 15 win against Houston (12/14). With the win, tied Joe Flacco (32) for the fourth-most wins among Super Bowl-era starting quarterbacks in their first three seasons. In addition, became the only quarterback since 1970 with three consecutive seasons of at least 10 wins in their first three years. On his first touchdown pass of the game, a 26-yard strike to Hakeem Nicks, recorded his 560th career passing attempt, which surpassed Drew Bledsoe for the most attempts by a quarterback in their first three seasons in NFL history. Hit Dwayne Allen for a three-yard touchdown reception in the second quarter to give the Colts a 14-7 lead.
- In a Week 16 loss at Dallas (12/21), completed 15-of-22 passes for 109 yards and two interceptions for a 41.7 passer rating.
- Completed 10-of-16 passes for 160 yards and two touchdowns for a 135.4 passer rating in a Week 17 victory at Tennessee (12/28). With the win, tied Dan Marino and Matt Ryan (33) for the second-most wins among



Super Bowl-era starting quarterbacks in their first three seasons. Opened the scoring in the first quarter with a seven-yard touchdown pass to tight end Coby Fleener. The score gave Indianapolis its first lead at the end of the first quarter dating back to a Week 13 home win against Washington. Found Reggie Wayne for an 80-yard completion in the second quarter setting up a Jack Doyle one-yard touchdown reception on the ensuing play. The completion was a new career-long as he set a new franchise record for the most passing yards in a single season (finishing with 4,761). On his second touchdown of the game he became the eighth player in NFL history to throw for 4,000 passing yards and 40 touchdowns in a single season. With his second touchdown pass of the game, passed Peyton Manning for the most touchdowns in the first three seasons of a quarterback's career in Colts history.

- In the team's AFC Wild Card Playoff victory at Cincinnati (1/4/15), completed 31-of-44 passes for 376 yards and one touchdown for a 104.0 passer rating. His 376 passing yards are the second-most for a postseason game in his career and the sixth-most for a single postseason game in team history. His 31 completions are a postseason career-best and are tied for the second-most in a postseason game in Colts history. His 44 attempts are the second-most for a postseason game in his career and are tied for the sixth-most in a postseason single-game in team history. In his first four postseason games, has thrown more passes (184) and thrown for more yards (1,438) than any other player in league history, besting Dan Fouts (182) and Kurt Warner (1,428) who held the previous records. Threw for 219 yards in the first half, the most in the first half of a NFL Wild Card Playoff game since Peyton Manning's 361 yards against Denver in 2004. He threw his lone touchdown pass of the game in the third quarter, a 36-yard strike to Donte Moncrief, to give Indianapolis a 20-10 advantage. On the play, topped the 300-yard passing plateau and tied Jim Kelly, Warren Moon and Drew Brees for the second-longest streak of 300-yard games in NFL postseason history (three). He also recorded his 100th career postseason completion.
- Completed 27-of-43 passes for 265 yards, two touchdowns and two interceptions for a 76.2 passer rating in the team's AFC Divisional Playoff win at Denver (1/11/15). The game marked the sixth time in NFL history two quarterbacks selected No. 1 overall in the NFL Draft started against each other in a postseason game. Threw for 1,703 yards in his playoff career, which is the most by any player through their first five postseason games in NFL history (Kurt Warner, 1,644). With 265 passing yards, passed Johnny Unitas (1,663) for the second-most career passing yards in Colts postseason history. Following his 14th completion of the game in the second quarter, passed Unitas (120) for the second-most career completions in franchise postseason history. With 43 passing attempts, passed Unitas for the second-most career attempts in Colts postseason history. Gave the Colts a 14-7 lead in the second quarter when he found Dwayne Allen for a three-yard touchdown. On the play, he passed Unitas (seven) for the second-most career touchdown passes in Colts postseason history. Found Hakeem Nicks for a 15-yard touchdown in the third quarter to give Indianapolis a 21-10 advantage. The score marked Luck's third career multiple-touchdown postseason game.
- In the team's AFC Championship Game loss at New England (1/18/15), completed 12-of-33 passes for 126 yards and two interceptions for a 23.0 passer rating.

2013 (COLTS):

- Started all 16 games at quarterback and completed 343-of-570 passes for 3,822 yards (60.2 percent), 23 touchdowns and nine interceptions for an 87.0 passer rating. Also contributed with 63 rushes for 377 yards and four touchdowns.
- Was named to the Pro Bowl for the second consecutive year.
- Earned AFC Offensive Player of the Week honors after a Week 7 performance against Denver.
- Surpassed Cam Newton (7,920) for the most passing yards by a quarterback in his first two NFL seasons and became the first quarterback in NFL history to throw for more than 8,000 yards in his first two seasons (8,196).
- Tied Ben Roethlisberger (22) for the second-most victories in a quarterback's first two seasons in the NFL since 1970. Also tied Matt Ryan for the second-most home wins (12) in a quarterback's first two seasons in the league.
- Finished the regular season opener against Oakland (9/8) having completed 18-of-23 passes for 178 yards and two touchdowns for a 127.9 passer rating. Opened the contest with 11 consecutive completions. Registered a 19-yard touchdown run in the fourth quarter, which gave the Colts a 21-17 lead and proved to be the game-winner. The rushing touchdown was the sixth of his career.
- Completed 25-of-43 passes for 321 yards, one touchdown and one interception for a 79.7 quarterback rating against Miami in Week 2 (9/15). With 43 attempts, passed Earl Morrall for eighth place all-time on the Colts career passing attempts list. Tied Johnny Unitas, Bert Jones and Jeff George (eight) for 40-plus passing attempt games in franchise history. With 25 completions, also passed Morrall for eighth place in career completions (382) and tied George (seven) for the fourth-most 300-plus passing yardage games in team history. Attempted 165 passes dating back to last season before his first interception in the fourth quarter. It was the longest active streak in the NFL prior to the pick.
- Completed 17-of-26 passes for 159 yards while contributing with 24 rushing yards on four carries in a



Week 3 victory at San Francisco (9/22). Without a touchdown pass against the 49ers, ended a streak of nine consecutive games with at least one touchdown pass. Finished the game having completed 7-of-7 passes on first downs. Posted his second rushing touchdown of the season when he found the end zone on a six-yard run in the fourth quarter. The rushing touchdown was the seventh of his career.

- Finished a Week 4 contest at Jacksonville (9/29) having completed 21-of-35 passes for 257 yards, two touchdowns and one interception for a 89.8 passer rating. Tied Pro Football Hall of Famer John Elway (14) for the most wins in his first 20 starts by a quarterback drafted No. 1 overall since the 1970 merger.
- In a Week 5 victory against Seattle (10/6), completed 16-of-29 passes for 229 yards and two touchdowns. The contest marked his ninth game-winning drive in the fourth quarter or overtime. Registered his 15th career game with 200-plus passing yards and his 11th career contest with multiple touchdown passes. Found wide receiver T.Y. Hilton for two touchdown receptions. The first came in the first quarter on a 73-yard connection. The second score came in the third quarter on a 29-yard catch. The 73-yard touchdown pass was the longest allowed by the Seahawks defense since Week 16 of the 2007 season. Led Indianapolis to 11 fourth-quarter points as the Colts came back from a 28-23 deficit. Became 15-6 as a starter and was the fastest quarterback drafted No. 1 overall since the 1970 merger to reach 15 wins (21 starts). The game was the first in league history in which both starting quarterbacks (Russell Wilson, Seattle) were second-year quarterbacks who started a playoff game as a rookie in the previous season.
- Started under center in a Week 6 loss at San Diego (10/14) and completed 18-of-30 passes for 202 yards and one interception for a 66.2 passer rating. Completed a long pass of 35 yards to wide receiver Reggie Wayne on the first play of the game.
- In a Week 7 win against Denver (10/20), completed 21-of-38 passes for 228 yards and four total touchdowns (three passing, one rushing) for a 99.5 quarterback rating. Was named AFC Offensive Player of the Week for his performance.
- Completed 18-of-40 passes for 271 yards, three touchdowns and no interceptions for a 92.8 passer rating in a Week 9 comeback victory at Houston (11/3). With 40 attempts, he tied Jack Trudeau (nine) for the second-most games reaching the plateau in Colts history. The contest marked his third career game with three-or-more touchdown passes. It was the first time in his career he reached the mark in consecutive games (Oct. 20 vs. Denver). The victory marked his 10th career game-winning drive in the fourth quarter or overtime and his third in 2013. It's the most by a quarterback in his first two years in the league dating back to the Super Bowl era. Luck and wide receiver T.Y. Hilton connected on three second half touchdowns en route to the victory. The first came on a 10-yard pass at the end of the third quarter to cut Houston's lead to 24-12 after a missed two-point conversion. The duo connected again for a 58-yard score in the fourth quarter followed by a nine-yard touchdown with four minutes remaining in the final stanza. The second touchdown pass marked the fifth connection of 50-plus yards between Luck and Hilton and the fourth touchdown connection of over 50 yards between the two.
- In a Week 10 loss against St. Louis (11/10), completed 29-of-47 passes for 353 yards, one touchdown and three interceptions for a 65.3 passer rating. Added four rushes for 17 yards. With 353 yards, tied Bert Jones (eight) for the third-most 300-plus passing yard games in Colts history. With 47 attempts, passed Jack Trudeau (nine) for the second-most games with 40-plus attempts in franchise history. Topped 94 career rushing attempts, which ranks seventh in franchise history among quarterbacks. With 17 rushing yards, passed Marty Domres (454) for the sixth-most career rushing yards by a quarterback in Colts history.
- Completed 23-of-36 passes for 232 yards and zero interceptions while adding nine carries for 31 yards and one touchdown in a Week 11 victory at Tennessee (11/14). Following a Daniel Herron fumble recovery on a Titans kickoff return in the third quarter, scrambled for an 11-yard touchdown to give the Colts a 20-17 advantage. The rushing touchdown is his fourth of the season and the ninth of his career. Improved the team's record to 7-0 when scoring a rushing touchdown. Completed at least one pass to eight different receivers and completed his first eight passes for 66 yards to start the second half. With nine rushing attempts, passed George Shaw (98) for the sixth-most career rushing attempts by a quarterback in franchise history.
- In a Week 12 loss at Arizona (11/24), completed 20-of-39 passes for 163 yards, one touchdown and one interception for a 60.1 passer rating. Finished the game with 31 rushing yards and posted his longest career run in the fourth quarter with a 28-yard gain. With 163 passing yards, passed Jeff Garcia (6,822) for sixth place in NFL history for the most passing yards by a quarterback in their first two seasons in the league.
- Completed 17-of-32 passes for 200 yards and one interception for a 59.4 passer rating in a Week 13 victory against Tennessee (12/1). Added five rushes for 42 yards (8.4 avg.). With 200 passing yards, passed Drew Bledsoe (7,049) and Andy Dalton (7,067) for the fourth-most passing yards by a quarterback in his first two NFL seasons.
- In a Week 14 loss at Cincinnati (12/8), completed 29-of-46 passes for 326 yards, four touchdowns and zero interceptions for a 113.1 passer rating. With 326 yards, passed Dan Marino (7,294) for the third-most passing yards by an NFL quarterback in his first two seasons in the league. With 29 completions, passed Mike Pagel (587) for the seventh-most in team history. Also moved ahead of Mike Pagel (7,474) for the seventh-most passing yards in franchise history. Totaled his ninth 300-yard passing outing, which passed Bert Jones for the



third-most in Colts history. Completed passes to seven different receivers in the first half of play and finished the game having completed passes to nine different players. In the third quarter, tallied a career-long 29-yard rush to give the Colts possession in the red zone. Indianapolis finished with a touchdown on the drive.

- Completed 19-of-32 passes for 180 yards, two touchdowns and one interception for an 82.8 passer rating in a Week 15 win against Houston (12/15). With the victory, tied Joe Flacco and Matt Ryan (20) for the fourth-most wins in a quarterback's first two seasons since 1970. Also became the sixth quarterback in the Super Bowl era to win at least 20 games in his first two years. Is the fifth quarterback in NFL history with at least 20 touchdown passes in each of his first two seasons.
- In a Week 16 victory at Kansas City (12/22), completed 26-of-37 passes for 241 yards and one touchdown for a 96.8 passer rating. Registered his fourth-highest first half passing total with 192 yards. With the victory, tied Dan Marino (21) for the third-most wins in a quarterback's first two NFL seasons since 1970. With 241 passing yards, passed Peyton Manning (7,874) for the second-most yards by a quarterback in his first two NFL seasons.
- Completed 26-of-37 passes for 282 yards and one touchdown for a 101.4 passer rating in a Week 17 victory against Jacksonville (12/29). With 282 yards, passed Cam Newton (7,920) for the most passing yards by a quarterback in his first two NFL seasons while becoming the first quarterback in NFL history to throw for more than 8,000 yards in his first two seasons in the league. With the victory, tied Ben Roethlisberger (22) for the second-most victories in a quarterback's first two seasons in the NFL since 1970.
- In his second career postseason start during the team's AFC Wild Card victory against Kansas City (1/4/14), completed 29-of-45 passes for 443 yards, four touchdowns and three interceptions for a 98.7 passer rating. Led the Colts to the second-largest comeback in NFL postseason history after trailing by 28 points in the second half. Was part of an offense that recorded 536 total net yards, which set a franchise record for a postseason game and tied for the ninth-most in NFL postseason history. The team also netted 436 passing yards, which was the second-most for a postseason game in franchise history. His 443 passing yards marked the fifth-highest total in an NFL postseason game and the second-most in franchise history (Peyton Manning, 458 yards vs. Denver on Jan. 9, 2005). His four touchdown passes tied for the 11th-most in an NFL postseason contest and tied for the second-most in franchise history. It also marked the third time in team history that a quarterback threw for four or more touchdowns in a postseason game. With 45 passing attempts, passed Earl Morrall (79) for the fourth-most passing attempts in Colts postseason history. With 29 completions, passed Morrall (37) for the fourth-most completions in Colts postseason history. With 443 yards, passed Morrall (667) for the fourth-most passing yards in franchise postseason history. With four touchdowns, passed Morrall and Jack Trudeau (two) for the fourth-most touchdown passes in Colts postseason history. His 45 rushing yards were the second-most in a playoff game by a Colts quarterback (48, Jim Harbaugh on Jan. 7, 1996). Became the first player in NFL history to record a passing touchdown and a fumble recovery for a touchdown in the same game in postseason history. Including the playoffs, won seven career games after trailing by double-digits, the most such wins in the NFL since the start of the 2012 season.
- Completed 20-of-41 passes for 331 yards, two touchdowns and four interceptions for a 53.0 passer rating in the team's AFC Divisional Playoff loss at New England (1/11/14). With 41 passing attempts, passed Jim Harbaugh (119) for the third-most attempts in Colts postseason history. Also passed Harbaugh (61) for the third-most completions in franchise postseason history and the third-most touchdowns in team postseason history.

2012 (COLTS):

- Started all 16 games in his rookie season. Was 339-of-627 passing for an NFL rookie record 4,374 yards, 23 touchdowns and 18 interceptions. Added 255 rushing yards on 62 carries and a club quarterback record five rushing touchdowns.
- In his first career NFL start at Chicago (9/9), completed 23-of-45 passes for 309 yards, one touchdown and three interceptions for a 52.9 quarterback rating. His 309 passing yards is the highest total by a Colts rookie quarterback in their franchise debut.
- Against the Vikings (9/16), completed 20-of-31 passes for 224 yards and two touchdowns for a 107.5 quarterback rating. Engineered two two-minute scoring drives. The first came at the end of the second quarter when he hit wide receiver Reggie Wayne for a 30-yard touchdown reception. The second came with 31 seconds remaining in the fourth quarter when he drove the team 40 yards to set up Adam Vinatieri's game-winning 53-yard field goal.
- Completed 22-of-46 passes for 313 yards, two touchdowns and one interception in the team's loss against Jacksonville (9/23).
- Set season highs in completions (31) and attempts (55) while throwing for 362 yards and three total touchdowns (two passing, one rushing) against Green Bay (10/7). Led the team back from an 18-point deficit to capture a 30-27 victory, becoming the first rookie quarterback to accomplish the feat since Detroit's Matthew Stafford in 2009. Became the Colts' first rookie quarterback since Bert Jones in 1973 to throw a touchdown pass in each of his first four career games. Became the first rookie in NFL history to pass for 1,200-plus yards (1,208) and record at least two wins in his team's first four games. Joined Carolina quarterback Cam Newton as

the only players in NFL history to pass for at least 300 yards in three of their first four career games.

- Completed 22-of-44 passes for 280 yards and two interceptions in a loss at the New York Jets (10/14).
- Completed 16-of-29 passes for 186 yards and added two rushing touchdowns in a victory over Cleveland (10/21) in Week 7. Became the third quarterback in franchise history and the first since 1988 to rush for two touchdowns in a single game.
- Completed 26-of-38 passes for 297 yards, one touchdown and one interception for an 89.5 quarterback rating in a 19-13 overtime victory at Tennessee (10/28). Threw the game-winning 16-yard touchdown pass to running back Vick Ballard in overtime to seal the victory.
- Finished with a career day as he completed 30-of-48 passes for 433 yards and two touchdowns for a 105.6 quarterback rating against Miami (11/4). His 433 yards set a new NFL record for passing yards by a rookie quarterback in a single game and topped his rookie franchise record for single game passing yards (362 vs. Green Bay on Oct. 7, 2012). Became the second rookie in NFL history to record four 300-yard passing games (Peyton Manning, 1998). His 433 passing yards mark the third-highest total in a single game in franchise history. His first half passing total of 273 yards was the fourth-highest total in franchise history for a first half (Peyton Manning, 324 vs. Buffalo on Sept. 23, 2001). Luck also became the second player in the NFL with 270-plus passing yards in the first half (Drew Brees, 314 in Week 7 vs. Tampa Bay) at that time in the season. He threw two touchdown passes, his first to Reggie Wayne (nine yards) in the first quarter and the second, a 36-yard touchdown to fellow rookie T.Y. Hilton in the third quarter.
- Threw for 227 yards on 18-of-26 passing in an NFL Network Thursday Night Football victory at Jacksonville (11/8).
- Completed 27-of-50 passes for 334 yards, two touchdowns and three interceptions at New England (11/18). With 334 yards, he became the first rookie quarterback in NFL history to register five 300-yard passing outings in his first season, topping Peyton Manning's record of four, which was set in 1998.
- Completed 20-of-37 passes for 240 yards, one touchdown and one interception for a 71.9 quarterback rating vs. Buffalo (11/25). With the win, he tied Sam Bradford for the most wins (seven) by a quarterback drafted No. 1 overall since 1970. Luck became the second rookie quarterback in Colts history to throw for 3,000-plus yards in their first season, and with 449 passing attempts, passed Jack Trudeau (417) for the second-most in a season by a rookie in team history.
- Finished the game having completed 24-of-54 passes for 391 yards, four touchdowns and three interceptions for a 70.8 passer rating at Detroit (12/2). With the win, he surpassed Sam Bradford (seven) to become the first rookie quarterback drafted No. 1 overall to record eight victories since 1966. With 3,596 passing yards, he passed Andy Dalton (3,398 in 2011), Matt Ryan (3,440 in 2008) and Sam Bradford (3,512 in 2010) for the third-most passing yards by a rookie in NFL history. Luck also totaled his sixth 300-yard passing game of the season, which improved his current rookie record. Luck's four touchdown passes set a career-high. His passing attempt total was the second-highest in 2012 (55 vs. Green Bay, 10/7). Luck and Seattle quarterback Russell Wilson were the first pair of NFL rookie quarterbacks with a game-winning touchdown pass in the final minute of the fourth quarter or overtime on the same day. The two joined Tim Couch and Matthew Stafford as the only rookies to throw a game-winning touchdown pass with 0:00 on the clock since 1970.
- Finished the game having completed 16-of-34 passes for 196 yards and one touchdown against Tennessee (12/9). With 196 yards, he set a new franchise record (3,792) for passing yards by a rookie, topping Peyton Manning's mark of 3,739 yards. With the Colts victory, he got credit for his sixth fourth quarter/overtime game-winning drive for the Colts, which is the most by a rookie since the AFL/NFL merger. He surpassed Vince Young (2006 Titans) and Ben Roethlisberger (2004 Steelers) who each had five.
- Completed 13-of-27 passes for 186 yards and two touchdowns for a 95.6 passer rating at Houston (12/16). Found wide receiver T.Y. Hilton on a 61-yard touchdown in the second quarter for the team's first touchdown of the game. The score marked Luck's sixth touchdown pass of 30-or-more yards and fourth touchdown pass of 40 yards or more.
- Completed 17-of-35 passes for 205 yards and one touchdown in a victory over Kansas City (12/23). With 205 yards, he set a new NFL record for passing yards by a rookie quarterback, topping Cam Newton's mark (4,051), which was set in 2011. Notched his seventh game-winning drive in the fourth quarter or overtime, which tied an NFL record (previously done on six occasions). He also broke Chris Chandler's franchise rookie record for wins in a season (10). With 35 passing attempts, Luck set a new NFL record for passing attempts by a rookie quarterback (topping Sam Bradford's record of 590). He also passed Peyton Manning (575) for the most in a season by a rookie quarterback in Colts history. Pieced together the team's first touchdown drive of the game in the fourth quarter when the Colts drove 73 yards in 13 plays, capped by a Reggie Wayne seven-yard touchdown.
- Completed 14-of-28 passes for 191 yards and two touchdowns in the team's victory over the Texans (12/30). With his first two completions in the first quarter, Luck set a new franchise record for completions by a rookie quarterback (327), topping Peyton Manning's old mark of 326 in 1998. Found wide receiver T.Y. Hilton for a 70-yard touchdown reception in the fourth quarter. The pass and reception both marked career longs for Luck and Hilton. Luck finished the regular season with 23 touchdown passes and surpassed Charlie Conerly (22) for the third-most touchdown passes by a rookie quarterback in NFL history. Finished the season having won 11 games as a starter and joined Ben Roethlisberger (13), Joe Flacco (11), Matt Ryan (11) and Russell Wilson (11) as the only starting rookie quarterbacks in the Super Bowl era (since 1966) to win at least 11 games. Luck's



11 victories give him the most by a quarterback drafted No. 1 overall in his rookie season in NFL history. Sam Bradford held the previous record of seven wins in his rookie season with the St. Louis Rams in 2010.

- Completed 28-of-54 passes for 288 yards in the team's AFC Wild Card Playoff loss at Baltimore (1/6/13) and became the first quarterback selected No. 1 overall to start a postseason game as a rookie. Compiled the second-most passing yards by a rookie quarterback in a playoff game, set an NFL record for passing attempts by a rookie quarterback in a single postseason game and set a franchise record for passing attempts by a quarterback in a postseason game.

COLLEGE:

- Started all 38 games he played in at Stanford, completing 713-of-1,064 passes (67.0 percent) for 9,430 yards, 82 touchdowns and 22 interceptions, as he set school career records for touchdown passes and pass completion percentage.
- Was a two-time Heisman Trophy finalist in 2010 and 2011.
- Named the Maxwell Award Winner for the National Collegiate Player of the Year, the Walter Camp Football Foundation Player of the Year and the Pac-12 Conference Player of the Year following the 2010 and 2011 seasons. Was also the recipient of the Johnny Unitas Golden Arm Trophy and named the Capital One Academic All-America of the Year by CoSIDA in 2011.
- Finished his collegiate career at Stanford with 31 victories as a starter, the most ever attained by a Cardinal quarterback. His winning percentage (81.5) is the best in school history.
- Helped lead Stanford to 29 consecutive weeks in The Associated Press Top 25 poll, including 22 consecutive weeks in the Top 10.
- Quarterbacked three of the most prolific offensive teams in school history, by helping Stanford amass 461 points in 2009 as a freshman, a school-record 524 points as a sophomore and 561 points as a junior, the seventh-highest total in the nation.
- With 82 career touchdown passes, left school ranked fourth in Pac-12 Conference history. His career-high 37 scoring strikes as a junior are surpassed by only Southern California's Matt Leinart (38 in 2003) for the Pac-12 Conference season record.
- Earned the top two spots on the Stanford season record chart with 37 touchdown passes in 2011 and 32 connections in 2010.
- Finished second in school annals behind Steve Stenstrom (10,531 yards; 1991-94) for the most passing yardage for a career, and his pass attempts (1,064) and completions (713) both placed fourth in school history.
- Holds the second and third positions in the Stanford season record book with passing yardage figures of 3,517 yards as a junior and 3,338 yards as a sophomore, topped by only Steve Stenstrom's 3,627 yards in 1993.
- Completed 288 attempts in 2011 to rank behind only Stenstrom's 1993 total of 300 while his 2010 figure of 263 completions rank fourth on the Cardinal annual record chart.
- The first Cardinal to amass over 10,000 yards in total offense (10,387), establishing a new Stanford record and finishing sixth in Pac-12 history.
- Accounted for 3,791 total yards in 2010 and 3,667 in 2011 to earn the top two positions on the Cardinal season record list.
- Threw for over 300 yards in eight contests during his collegiate career, the fourth-best total by a Stanford passer.
- Became the first Stanford player to throw for at least four scores more than twice in a season.
- Holds the school career record for quarterbacks with 957 rushing yards. Set the season rushing record for a quarterback in 2010 with 453 yards and also ranks third on the list with 354 yards on the ground in 2009.

PERSONAL:

- Attended Stratford High School in Houston.
- Finished his prep career with 7,139 yards and 53 touchdowns on 488-of-824 passing (59.2 percent) while also adding 2,085 rushing yards in three seasons.
- As a senior, completed 196-of-338 pass attempts for 2,684 yards and 19 touchdowns and rushed for 671 yards. Earned Second Team All-Texas honors for Class 5A.
- Was an All-America selection by *SuperPrep* and listed as the nation's seventh-best quarterback by the publication in 2007.
- Threw for 2,926 yards and 27 touchdowns on 176-of-257 passing and rushed for 714 yards in his junior season.
- Named the 19-5A District MVP and was a *Rivals.com* All-America pick in 2006.
- Totaled 1,529 yards and seven touchdowns through the air on 116-of-229 passing as a sophomore, adding 700 rushing yards.
- Served as the co-valedictorian of his high school's graduation class of 2008.
- Is the spokesperson for Riley Hospital Change the Play, which encourages kids to challenge themselves to make better choices when it comes to food and exercise.
- Participated in the Community Tuesday caroling event at Riley Hospital to spread cheer during the holidays.

- Serves as a board member for the Indy Public Safety Foundation.
- Serves as a co-spokesperson for the "COLTSTRONG, LIBRARYSTRONG" campaign for the Indianapolis Library.
- Hosted an NFL PLAY 60 event with Indianapolis Public School students.
- Co-hosted the 12th Man Leukemia Jam, an event to benefit the Leukemia and Lymphoma society.
- Donates tickets as a Colts Community Ticket Block Sponsor.
- Was a participant in the CHUCKSTRONG Tailgate Gala where he threw touchdown passes to raise money.
- Participated in the 2015 Winter USO Tour.
- At Stanford, carried a 3.48 cumulative grade point average as an architectural design major.
- Son of former Houston Oiler and West Virginia quarterback Oliver Luck.

CAREER REGULAR SEASON STATISTICS

Year	GP	GS	PASSING						RUSHING						
			Att.	Comp.	Yards	Pct.	Yds/Att.	TD	INT	LG	No.	Yards	Avg.	LG	TD
2014 IND	16	16	616	380	4,761	61.7%	7.7	40	16	80	64	273	4.3	20	3
2013 IND	16	16	570	343	3,822	60.2%	6.7	23	9	73t	63	377	6.0	29	4
2012 IND	16	16	627	339	4,374	54.1%	7.0	23	18	70t	62	255	4.1	19	5
TOTAL	48	48	1,813	1,062	12,957	58.6%	7.1	86	43	80	189	905	4.8	29	12

CAREER POSTSEASON STATISTICS

Year	GP	GS	PASSING						RUSHING						
			Att.	Comp.	Yards	Pct.	Yds/Att.	TD	INT	LG	No.	Yards	Avg.	LG	TD
2014 IND	3	3	120	70	767	58.3%	6.4	3	4	45	8	57	7.1	20	0
2013 IND	2	2	86	49	774	57.0%	9.0	6	7	64t	8	50	6.3	21	0
2012 IND	1	1	54	28	288	51.9%	5.3	0	1	25	4	35	8.8	18	0
TOTAL	6	6	260	147	1,829	56.5%	7.0	9	12	64t	20	142	7.1	21	0

GETTING TO KNOW ANDREW LUCK


Favorite team and/or athlete outside of football: USA Soccer

Favorite musician and/or song: AWOLNATION

Hobbies outside of football: Reading, ping pong and traveling

Favorite food: Indiana tomatoes

Favorite vacation spot: Europe



ROBERT MATHIS
98 OUTSIDE LINEBACKER
 6-2 245 ALABAMA A&M

NFL Exp: 13 (13th Year with Colts)

Born: 2/26/81

How Acquired: D5 - 2003 (138th overall) **GP/GS (Postseason):** 163/99 (18/11)

CAREER TRANSACTIONS:

- Selected by the Colts in the fifth round (138th overall) of the 2003 NFL Draft.

PRO CAREER:

- Named to six consecutive Pro Bowls (2008-2013).
- Voted a 2013 Associated Press and *Sporting News* First Team NFL All-Pro selection for the first time in his career.
- In 2013, won the Deacon Jones Award as the NFL's sack leader with 19.5. Became the second member in Colts history to lead the league in sacks (Dwight Freeney, 2004).


SINGLE-GAME HIGHS

Tackles: 10 vs. WAS (10/22/06)
Sacks: 3.0, three times (Last: at JAX 9/29/13)
FF: 3 vs. HOU (11/14/04)
FR: 1, 14 times (Last: at JAX 1/1/12)
INT: 1 at DET (12/2/12)
PD: 2 at NE (11/5/06)



- Was named to the 2013 PFWA All-NFL and All-AFC teams.
- Named NFL 101 AFC Defensive Player of the Year in 2013.
- Became the franchise all-time sack leader and single season sack leader with his sack against Houston on Dec. 15, 2013. Following his multiple-sack game against Jacksonville on Dec. 29, 2013, set a team single-season record for sacks with 19.5.
- Named the team's recipient of the 2011 Ed Block Courage Award.
- Became the 30th player in NFL history to total 100.0 career sacks following a 2.0-sack performance in a victory against Seattle (Oct. 6, 2013).
- Established a new NFL record with his 40th career sack-forced fumble during a Week 12 meeting at Arizona on Nov. 24, 2013. Topped Jason Taylor's previous record of 39. Now has 43 career sack-forced fumbles.
- Has five career 10.0-plus sack seasons.
- Compiled a franchise record 27 multiple-sack contests and three career 3.0-plus sack games.
- Set a franchise record for the most multiple-sack games in a single season with seven in 2013.
- Compiled a string of four-straight multiple-sack games in 2013 (vs. Miami (9/15, 2.0), at San Francisco (9/22, 1.5), at Jacksonville (9/29, 3.0) and vs. Seattle (10/6, 2.0)).
- In 2005, set an NFL record with sacks in eight consecutive games to start a season. His streak of eight games ranks as the second-longest in club history (Dwight Freene, nine).
- Also had a streak of eight consecutive games with a sack spanning the last two games of 2011 and the first six games of the 2012 season.
- Along with Dwight Freene, became the first defensive end tandem since 1970 from the same team to be named to three consecutive Pro Bowls.
- Mathis and Freene had 10.0-plus sacks each in 2004, 2005, 2008 and 2010, surpassing Reggie White and Clyde Simmons for the most seasons of 10.0-plus sacks each by teammates in NFL history.
- Mathis and Freene combined for 21.0 sacks in 2010, the fifth time they have topped 20.0 sacks as a duo (26.5, 2004; 22.5, 2005; 22.0, 2008; 23.0, 2009).
- Named AFC Defensive Player of the Week on three occasions (2005, 2008, 2011) and AFC Defensive Player of the Month four times (November 2009, September 2010, October 2013 and December 2013).

2014 (COLTS):

- Was placed on the Reserve/Suspended list for the first four games of the regular season.
- Placed on the Reserve/Non-Football Injury list on September 29, 2014.

QUICK HITS

In 2013, Mathis led the NFL with 19.5 sacks earning the league's inaugural Deacon Jones Award. He became the second member in Colts history to lead the league in sacks. Mathis was named to his sixth Pro Bowl, was voted an Associated Press and *Sporting News* NFL All-Pro and was named the NFL 101 AFC Defensive Player of the Year.

Mathis leads the Colts franchise with 111.0 sacks and became the 30th player in NFL history to total 100.0 career sacks following a 2.0-sack performance in a victory against Seattle on Oct. 6, 2013.

On Nov. 24, 2013, Mathis established a new NFL record with his 40th career sack-forced fumble during a Week 12 meeting at Arizona. He topped Jason Taylor's previous record of 39. Mathis now has 43 career sack-forced fumbles.

Mathis has compiled a franchise record with 27 multiple-sack contests and three career 3.0-plus sack games. He also set a team record for the most multiple-sack games in a single season with seven in 2013.

Mathis has sacked 56 different quarterbacks leading to his career total of 117.5 (including the postseason). Here is a breakdown of his most sacked quarterbacks.

Sacks Quarterback

7.0	David Carr
6.0	Blaine Gabbert
5.5	Matt Schaub
5.0	Tom Brady, Phillip Rivers, Alex Smith
4.5	Ryan Fitzpatrick
4.0	Joe Flacco, Steve McNair
3.5	Byron Leftwich, Chad Pennington
3.0	David Garrard, Carson Palmer, Ryan Tannehill
2.5	Seneca Wallace
2.0	Derek Anderson, Kellen Clemens, Kerry Collins, Jay Cutler, Chad Henne, J.P. Losman, Eli Manning, Peyton Manning, Kyle Orton, Michael Vick, Russell Wilson, T.J. Yates
1.5	Jason Campbell, Colin Kaepernick, Donovan McNabb, Ben Roethlisberger
1.0	Drew Brees, Brodie Croyle, Trent Dilfer, A.J. Feeley, Doug Flutie, Josh Freeman, Jeff Garcia, Adam Jones, Case Keenum, Jon Kitna, Craig Krenzel, Jake Locker, Jamie Martin, Cam Newton, Christian Ponder, Terrelle Pryor, Aaron Rodgers, Sage Rosenfels, Billy Volek, Kurt Warner, Anthony Wright
0.5	Marc Bulger, Matt Cassel, Trent Green, Mike McMahon

ADMINISTRATION

COACHING
STAFFFOOTBALL
OPERATIONSBUSINESS
OPERATIONS

PLAYERS

2014 SEASON
IN REVIEWCOLTS
HISTORY

RECORDS

COLTS IN THE
COMMUNITY

2013 (COLTS):

- Voted a 2013 Associated Press and *Sporting News* First Team NFL All-Pro selection for the first time in his career.
- Won the Deacon Jones Award as the NFL's sack leader with 19.5. Became the second member in Colts history to lead the league in sacks (Dwight Freeneey, 2004).
- Was named to the PFWA All-NFL and All-AFC teams.
- Named NFL 101 AFC Defensive Player of the Year.
- Earned his sixth consecutive Pro Bowl selection.
- Was named AFC Player of the Month on two occasions (October and December).
- Became the 30th player in NFL history to reach 100.0 career sacks while setting a franchise record for career sacks (111.0) and sacks for a single season (19.5).
- Started all 16 games at RUSH linebacker and recorded 65 tackles (54 solo), 19.5 sacks, eight forced fumbles and one pass defended. Also contributed with eight tackles (five solo), 2.0 sacks and two forced fumbles in two postseason contests.
- In the regular season opener against Oakland (9/8), finished the game with six tackles (four solo) and the team's lone sack of the game (16-yard loss), which came at a pivotal moment in the fourth quarter on the Raiders final possession of the game.
- Logged 2.0 sacks against Miami (9/15) and added a forced fumble on his first quarterback takedown in the third quarter. The sacks moved him past Henry Thomas for 37th place on the NFL's all-time sack list (94.5) as he registered his 21st career multiple-sack contest. Has also totaled sacks in three consecutive games against Miami dating back to 2009. The forced fumble for Mathis was the 41st of his career. Finished the game with seven solo tackles and topped 500 stops for his career.
- Finished a Week 3 meeting at San Francisco (9/22) with three tackles (two solo) and 1.5 sacks. The sacks marked the fourth time he opened a season with at least 1.0 sack in three consecutive games (2005, 2010, 2012, 2013). The first sack of Colin Kaepernick also marked the 50th different quarterback takedown in his career. Surpassed Robert Porcher (95.5) for 35th place on the league's all-time sack list.
- Finished with 3.0 sacks and six solo tackles in a 37-3 victory against Jacksonville (9/29). The sacks marked the 97th, 98th and 99th of his career, which moved him past Warren Sapp (96.5), Dexter Manley (97.5), Jacob Green (97.5), Simon Fletcher (97.5) and Joey Porter (98.0) for 30th place on the league's all-time sacks list. The performance marked his 23rd multiple-sack game and his third career 3.0-sack contest. It was the third time in his career that he recorded a quarterback takedown in each of the first four games to open a season (2005 and 2012). He posted at least 1.0 sack in five consecutive games against Jacksonville.
- In a Week 5 victory against Seattle (10/6), compiled four tackles, 2.0 sacks, one forced fumble and one pass defended. Became the 30th player in NFL history to record 100.0 career sacks. With 2.0 sacks, passed Charles Haley and William Fuller (100.5) for 27th place on the league's all-time sack list. Added his second sack of the game in the third quarter, which marked his 24th career multiple-sack contest. It also marked the first time in his career that he totaled multiple sacks in four consecutive games (9/15/13 - 10/6/13). Opened a season with at least 1.0 sack in each of the first five games for the third time in his career (2005 & 2012). With 9.5 sacks through five games, ranks first among Colts players in quarterback takedowns through the first five games of a regular season in franchise history dating back to 1982.
- Finished with five tackles, 2.0 sacks and one forced fumble in a win against Denver (10/20). Sacked Peyton Manning in the second quarter and forced a fumble on the play, which went out of the end zone for a safety. Manning became the 52nd different quarterback that he has sacked in his career. Regained the league lead in sacks with 11.5. Tied the franchise record for multiple-sack games in a single season with five (Chad Bratzke and Dwight Freeneey). Passed Jim Jeffcoat (102.5) for 26th place on the NFL's all-time sack list. Dating back to 1982 when sacks became an official stat, leads the franchise for the most sacks through seven games in a single season.
- In a Week 10 loss against St. Louis (11/10), totaled five tackles, 2.0 sacks and three tackles for loss. With 2.0 sacks, set a new career-high for a single season with 13.5. On his second sack of the contest in the first quarter, set a franchise record for the most multiple-sack games in a career (26) and multiple-sack games in a single season (six). Recorded the most sacks by a Colts player through the first nine games of a regular season with 13.5. With 105.0 career sacks, passed Kevin Carter and Neil Smith (104.5) for 24th place in NFL history.
- In a Week 12 meeting at Arizona (11/24), contributed with three tackles, 1.0 sack and one forced fumble. With his sack-forced fumble of Cardinals quarterback Carson Palmer in the second quarter, set a new NFL record for career sack-forced fumbles with 40. Jason Taylor was the previous record holder with 39. Also tied the franchise record for the most games with at least 1.0 sack in franchise history (81). With 106.0 career sacks, he tied with Trace Armstrong for 23rd place in NFL history. Recorded the most sacks by a Colts player through the first 11 games of a regular season (14.5).
- Finished with two tackles, 1.0 sack and one forced fumble in a Week 13 victory against Tennessee (12/1). Sacked Titans quarterback Ryan Fitzpatrick in the third quarter and forced a fumble on the play, which was



recovered by inside linebacker Jerrell Freeman. The sack-forced fumble was the 41st of his career, which adds to his current NFL record. On the takedown, set a new franchise record for games with at least half of a sack (82), topping Dwight Freeney's old record. Recorded the most sacks by a Colts player through the first 12 games of a regular season with 15.5.

- In a Week 14 loss at Cincinnati (12/8), finished with one tackle.
- In a Week 15 victory against Houston (12/15), compiled four solo tackles, 1.0 sack and one forced fumble. With his third quarter strip-sack of Texans quarterback Case Keenum, set a new career franchise record for sacks (108.0), which was previously held by Dwight Freeney (107.5) from 2002-2012. On the same play, established a new Colts record for sacks in a single season with 16.5, topping Freeney's mark of 16.0 in 2004. The strip-sack of Keenum resulted in a Colts safety and was the 42nd of his career, which improved his current NFL record. Passed Pat Swilling (107.5) for 22nd place on the NFL's all-time sack list and tied Freeney for 21st place.
- Totaled five tackles (four solo), 1.0 sack, and two forced fumbles in a Week 16 win at Kansas City (12/22). His two forced fumbles tied his single season career-best (eight in 2005) and both led to Colts touchdowns on their ensuing offensive possessions. Surpassed Dwight Freeney for 21st place on the NFL's all-time sack list.
- Started at RUSH linebacker in a Week 17 victory against Jacksonville and claimed the league's sack title following a 2.0-sack performance. Finished the season with a team single-season record 19.5 sacks. Also added seven tackles. With his first quarter sack, passed Greg Townsend for 20th place on the NFL's all-time sack list. Contributed with his second sack of the game in the third quarter when he brought down Chad Henne for a nine-yard loss. With the sack, he improved his current franchise record of career multiple-sack games to 27 as well as his single-season team record for multiple-sack contests to seven.
- Contributed with three tackles, 1.0 sack and one forced fumble in an AFC Wild Card Playoff victory against Kansas City (1/4/14). Tallied his lone sack of the game in the third quarter and forced a fumble on the play, which was recovered by Kelvin Sheppard. Moved into first place in franchise history with his third career postseason forced fumble, topping Dwight Freeney and Nick Harper (two) for the top spot. The turnover also led to a Colts touchdown. With 1.0 sack, moved within 3.5 sacks of Freeney's postseason franchise record (9.0). Also moved into a tie with Freeney for the fifth-most postseason games played in franchise history with 17.
- In the team's AFC Divisional Playoff loss at New England (1/11/14), tallied five tackles (three solo), 1.0 sack and one forced fumble. The sack was his second of the postseason as he sits 2.5 sacks shy of Dwight Freeney's postseason franchise record. Moved into a tie with Justin Snow and Reggie Wayne for the third-most postseason games played in franchise history with 18.

2012 (COLTS):

- Started all 12 games he played in and registered 51 tackles (31 solo), 8.0 sacks, two passes defended, one forced fumble and his first career interception.
- Selected to his fifth consecutive Pro Bowl.
- Started at strongside linebacker in the team's season opener at Chicago (9/9) and posted eight tackles (six solo), 2.0 sacks and three tackles for loss. He sacked Jay Cutler on the first play of the game and added his second of the contest in the third quarter. The multi-sack performance by Mathis was the 20th of his career and the first since a Dec. 22, 2011, meeting against Houston (2.0).
- Against the Vikings in Week 2 (9/16), compiled eight tackles (five solo) and 1.0 sack. His 3.0 sacks through the first two games of the season matched his career-best of 3.0 sacks which he totaled through Week 2 of the 2010 campaign.
- Compiled three tackles and recorded a sack and forced fumble when he brought down quarterback Blaine Gabbert against Jacksonville (9/23).
- Against Green Bay (10/7), finished with four tackles and 1.0 sack for a loss of six yards.
- In his first contest back from a three-game absence due to injury, recorded a sack of Dolphins quarterback Ryan Tannehill against Miami (11/4). With the sack, Mathis improved his consecutive games sack streak to eight, which tied a personal best. The streak dated back to a 2011 Week 15 meeting against Tennessee (12/18/11). In the eight-game sack streak, he totaled 10.0 sacks.
- Tallied three tackles and a sack against Buffalo (11/25). With the sack, Mathis topped 90.0 sacks for his career (90.5) and improved his season total to 7.0.
- Posted four tackles at Detroit (12/2), his first career interception and one pass defended in the team's victory.
- Recorded his team-leading eighth sack of the season when he dropped Texans quarterback Matt Schaub for an eight-yard loss at Houston (12/16). Also added five tackles (four solo).
- Finished with six tackles (four solo) and one tackle for loss against Houston (12/30).
- Started at strongside linebacker in the team's AFC Wild Card Playoff loss at Baltimore (1/6/13) and tallied seven tackles (four solo) and the team's lone sack of the game. The sack was his sixth in nine career games against Baltimore (including the postseason) and improved his career postseason total to 4.5. Mathis also moved into a tie for sixth place in franchise history for the most postseason games played (16).

2011 (COLTS):

- Completed in all 16 contests (15 starts) and totaled 45 tackles, a team-leading 9.5 sacks, three forced fumbles, three fumble recoveries and one pass defended.
- Selected to his fourth consecutive Pro Bowl.
- Named AFC Defensive Player of the Week for his performance against Houston (12/22).
- Started in the season opener at Houston (9/11) and posted two tackles and the team's lone sack.
- Posted 1.0 sack, one forced fumble and one fumble recovery against Pittsburgh (9/25).
- Tallied four solo tackles and 1.0 sack at Tampa Bay (10/3).
- Led the defensive line with six tackles (two solo) while contributing with 1.0 sack against Jacksonville (11/13).
- Totalled four tackles and added 1.0 sack against Carolina (11/27).
- Notched two tackles and moved past the 80.0 career sack mark with his quarterback takedown of Matt Hasselbeck against Tennessee (12/18).
- Recorded 2.0 sacks and one fumble recovery against Houston (12/22), taking the team lead in sacks for the season. The game also marked his 19th career multiple-sack contest. For his efforts, he was named AFC Defensive Player of the Week.
- Logged 1.0 sack in the season finale at Jacksonville (1/1/12) and finished the season with a team-high 9.5.

2010 (COLTS):

- Started all 16 games at left defensive end and was only one-of-four defensive players to open every game.
- Earned his third consecutive Pro Bowl selection.
- Was named AFC Defensive Player of the Month for September with 11 tackles, 4.0 sacks and one forced fumble.
- Named to the PFW/PFWA All-AFC Team.
- Finished the season with 60 tackles (44 solo), 11.0 sacks, one forced fumble, one fumble recovery, one pass defended and 19 quarterback pressures.
- Tallied his fourth season with 10.0-plus sacks.
- Registered five tackles and 1.0 sack at Houston (9/12).
- Collared four tackles, 2.0 sacks and one forced fumble against the New York Giants (9/19).
- Tied a season-high with six tackles against Kansas City (10/10).
- Totalled five tackles and 1.5 sacks at Washington (10/17).
- Notched five tackles and 1.0 sack against Cincinnati (11/14).
- Had six tackles, 1.5 sacks and four quarterback pressures at Oakland (12/26).
- Started at left defensive end in the team's AFC Wild Card Playoff game against the New York Jets (1/8/11) and finished with two tackles.

2009 (COLTS):

- Played in 14 games (nine starts), was inactive for one contest and active, but did not play in another.
- Earned his second consecutive Pro Bowl selection.
- Was named AFC Defensive Player of the Month for November with 16 tackles, 4.5 sacks and two forced fumbles.
- Finished the season with 39 tackles (29 solo), 9.5 sacks, five forced fumbles (tied for third in the NFL), two passes defended and 23 quarterback pressures.
- Totalled 1.0 sack and one forced fumble at Miami (9/21).
- Finished with four tackles, 1.0 sack and six quarterback pressures at Arizona (9/27).
- Had six tackles, 2.5 sacks and two forced fumbles against Seattle (10/4).
- Recorded four tackles, 2.0 sacks and one forced fumble against New England (11/15).
- Tallied four tackles against Baltimore (1/16/10) in the AFC Divisional Playoffs.
- Contributed with four stops against the New York Jets (1/24/10) in the AFC Championship Game.
- Started at defensive end against New Orleans in Super Bowl XLIV (2/7/10).

2008 (COLTS):

- Completed in 15 games (two starts) at defensive end and finished the year with 56 tackles (42 solo), a team-leading 11.5 sacks, five forced fumbles, three fumble recoveries, three passes defended and 16 quarterback pressures. Was inactive for one contest against Tennessee (12/28).
- Earned his first career Pro Bowl selection and was named AFC Defensive Player of the Week for his performance against Cleveland (11/30).
- Was named to the PFW/PFWA All-AFC team.
- Totalled four multiple-sack games, including three consecutive at San Diego (11/23), at Cleveland (11/30) and against Cincinnati (12/7).
- His season sack total tied a career-high (2005) and was his third career 10.0-plus sack season (2004).
- Posted six tackles, 1.0 sack and one forced fumble against Chicago (9/7).
- Tallied one tackle, 1.0 sack, one forced fumble and one fumble recovery at Houston (10/5).



- Finished with nine tackles (eight solo), 3.0 sacks, one forced fumble and one fumble recovery against Baltimore (10/12).
- Had five solo tackles, 2.0 sacks and one forced fumble at San Diego (11/23).
- Registered 2.0 sacks and one fumble recovery, which was returned for a 37-yard touchdown at Cleveland (11/30). Passed Duane Bickett (50.0) for second place on the club's career sacks list and was named AFC Defensive Player of the Week for his efforts.
- Compiled nine tackles (six solo), 2.5 sacks and one forced fumble against Cincinnati (12/7).
- Was a reserve defensive end in the AFC Wild Card Playoff game at San Diego (1/3/09) and totaled four tackles (three solo), 2.0 sacks and three quarterback pressures.

2007 (COLTS):

- Started in 12-of-13 games played at defensive end. Was inactive for the final three games of the season due to injury.
- Finished the year with 63 tackles (45 solo), 7.0 sacks, four forced fumbles, one fumble recovery and 17 quarterback pressures.
- Led the team in sacks and tied for the lead in forced fumbles while ranking second in pressures.
- Collared six tackles, 1.0 sack, one forced fumble and one fumble recovery against New Orleans (9/6).
- Tallied four tackles and 1.0 sack at Houston (9/23).
- Contributed with nine tackles (six solo) at Carolina (10/28).
- Recorded seven solo tackles and 2.0 sacks against New England (11/4).
- Totaled five tackles (four solo) and 1.0 sack at San Diego (11/11).
- Posted seven tackles (four solo), 1.0 sack and one forced fumble against Kansas City (11/18).
- Notched eight tackles (seven solo), 1.0 sack and one forced fumble against Jacksonville (12/2).
- Was a reserve defensive end against San Diego (1/13/08) in the AFC Divisional Playoffs.

2006 (COLTS):

- Started all 16 games at left defensive end in his first full season as a starter. Finished the season with 90 tackles (76 solo), 9.5 sacks, four forced fumbles, two fumble recoveries, four passes defended and 22 quarterback pressures.
- Led the team in sacks while his tackle total ranked fourth and his solo stop total ranked second.
- Produced four multiple-sack games.
- Tallied five tackles and one fumble recovery at the New York Giants (9/10).
- Posted 10 tackles against Washington (10/22).
- Finished with three tackles and 2.0 sacks against Buffalo (11/12).
- Contributed with three tackles, 2.0 sacks, two forced fumbles and one fumble recovery against Philadelphia (11/26).
- Totaled four tackles, 0.5 sacks and one forced fumble against Kansas City (1/6/07) in the AFC Wild Card Playoff game.
- Collared three tackles, 1.0 sack, one forced fumble and one fumble recovery at Baltimore (1/13/07) in the AFC Divisional Playoffs.
- Notched four stops against New England (1/21/07) in the AFC Championship Game.
- Registered two tackles and one forced fumble vs. Chicago (2/4/07) in a Super Bowl XLI victory.

2005 (COLTS):

- Appeared in 13 games on the defensive line and special teams. Was inactive for the final three games of the season.
- Finished the year with 40 tackles (35 solo), 11.5 sacks, eight forced fumbles, 13 quarterback pressures, two passes defended and 29 special teams stops.
- Was named AFC Defensive Player of the Week for his performance at Houston (10/23).
- Led the team in sacks and forced fumbles.
- Opened the season with sacks in eight consecutive games, setting a then-club record, which also tied for the third-longest streak for consecutive games with a sack in NFL history (10, Simon Fletcher; nine, Bruce Smith; nine, Kevin Greene).
- Produced five solo tackles, 2.0 sacks and one forced fumble at San Francisco (10/9).
- Tallied 1.0 sack and a forced fumble at Baltimore (9/11) and against Jacksonville (9/18).
- Added 1.0 sack at Cincinnati (11/20) and against Tennessee (12/4).
- Saw action as a reserve defensive end and on special teams against Pittsburgh (1/15/06) in the AFC Divisional Playoffs and finished with one tackle, one pass defended and two special teams stops.

2004 (COLTS):

- Played in 16 games (one start) and totaled 35 tackles (27 solo), 10.5 sacks, six forced fumbles, three fumble recoveries and 17 quarterback pressures while adding 18 special teams tackles.
- Contributed with sacks in eight games.
- Along with teammate Dwight Freeney (16.0), produced the ninth and 10th double-digit sack season in club

history and as a tandem recorded a sack total of 26.5, which topped the NFL.

- Tallied 1.0 sack against Green Bay (9/26), at Jacksonville (10/3), against Jacksonville (10/24), at Chicago (11/21) and at Houston (12/12).
- Posted 2.0 sacks against Oakland (10/10).
- Had 3.0 sacks and three forced fumbles against Houston (11/14).
- Was a reserve defensive lineman and special teamer in the team's AFC Wild Card Playoff game against Denver (1/9/05). Totaled two tackles and two special teams stops before leaving the game due to a knee injury.
- Was inactive for the AFC Divisional Playoff game at New England (1/16/05).

2003 (COLTS):

- Played in 16 games as a reserve defensive end and special teamer. Finished the year with 11 tackles (seven solo), 3.5 sacks, three forced fumbles, one fumble recovery, two passes defended and nine quarterback pressures while adding 17 special teams tackles.
- Named to the PFW/PFWA NFL All-Rookie Team.
- Tallied two tackles, 2.0 sacks and one forced fumble against Tennessee (9/14).
- Contributed with half of a sack against the New York Jets (11/16).
- Recorded a forced fumble and a fumble recovery at Tennessee (12/7).
- Notched 1.0 sack against Atlanta (12/14).
- Totaled three tackles (two solo), five special teams stops and one pass defended in the playoffs.
- Was a reserve defensive end for the team's AFC Wild Card Playoff game against Denver (1/4/04), the AFC Divisional Playoffs at Kansas City (1/11/04) and the AFC Championship at New England (1/18/04).

COLLEGE:

- A four-year player who started 39 games at defensive end at Alabama A&M.
- Totaled 221 career tackles, 44.0 sacks, 20 forced fumbles, and five fumble recoveries.
- Started 12 games as a senior and registered an NCAA 1-AA record with 20.0 sacks. Also added 58 tackles, 10 forced fumbles, eight passes defended, 30 tackles for loss and seven quarterback pressures.
- Notched 5.0 sacks against Prairie View A&M.
- Was a preseason All-SWAC pick as a junior and led the conference with 9.0 sacks.
- Led the conference with 13.0 sacks as a sophomore.
- Holds a degree in physical education.

PERSONAL:

- Attended McNair High School in Gresham Park, Ga.
- Assisted the Indianapolis Public Schools Foundation with its annual "Food 4 Thought" fundraiser.
- Hosted a fundraiser for the Boys and Girls Club of Huntsville, Ala.
- Has contributed over \$7,000 to college and high school sports programs.
- Hosts an annual Celebrity Softball game at Victory Field to benefit the Indiana Children's Wish Fund.
- Sponsors a ticket block to provide Colts tickets to underserved youth.
- Assisted with Cory Redding's holiday shopping event in 2013.
- Member of Omega Psi Phi.
- Born in Atlanta.

CAREER REGULAR SEASON STATISTICS

Year	GP	GS	Solo	Asst.	Total	Sacks	PD	FF	FR	INT	Yds	Avg.	LG	TD
2014 IND														
RESERVE/NON-FOOTBALL INJURY														
2013 IND	16	16	54	11	65	19.5	1	8	0	0	0	0.0	0	0
2012 IND	12	12	31	20	51	8.0	2	1	0	1	1	1.0	1	0
2011 IND	16	15	29	16	45	9.5	1	3	3	0	0	0.0	0	0
2010 IND	16	16	44	16	60	11.0	1	1	1	0	0	0.0	0	0
2009 IND	14	9	29	10	39	9.5	2	5	0	0	0	0.0	0	0
2008 IND	15	2	42	14	56	11.5	3	5	3	0	0	0.0	0	0
2007 IND	13	12	45	18	63	7.0	0	4	1	0	0	0.0	0	0
2006 IND	16	16	76	14	90	9.5	4	4	2	0	0	0.0	0	0
2005 IND	13	0	35	5	40	11.5	2	8	0	0	0	0.0	0	0
2004 IND	16	1	27	8	35	10.5	0	6	3	0	0	0.0	0	0
2003 IND	16	0	7	4	11	3.5	2	3	1	0	0	0.0	0	0
TOTAL	163	99	419	136	555	111.0	18	48	14	1	1	1.0	1	0



CAREER POSTSEASON STATISTICS

Year	GP	GS	Solo	Asst.	Total	Sacks	PD	FF	FR	INT	Yds	Avg.	LG	TD
2014 IND								RESERVE/NON-FOOTBALL INJURY						
2013 IND	2	2	5	3	8	2.0	0	2	0	0	0	0.0	0	0
2012 IND	1	1	4	3	7	1.0	0	0	0	0	0	0.0	0	0
2010 IND	1	1	2	0	2	0.0	0	0	0	0	0	0.0	0	0
2009 IND	3	3	5	3	8	0.0	0	0	0	0	0	0.0	0	0
2008 IND	1	0	3	1	4	2.0	0	0	0	0	0	0.0	0	0
2007 IND	1	0	0	0	0	0.0	0	0	0	0	0	0.0	0	0
2006 IND	4	4	8	5	13	1.5	0	3	1	0	0	0.0	0	0
2005 IND	1	0	1	0	1	0.0	1	0	0	0	0	0.0	0	0
2004 IND	1	0	2	0	2	0.0	0	0	0	0	0	0.0	0	0
2003 IND	3	0	2	1	3	0.0	1	0	0	0	0	0.0	0	0
TOTAL	18	11	32	16	48	6.5	2	5	1	0	0	0.0	0	0

SPECIAL TEAMS TACKLES: 15 (2006 - 6, 2005 - 2, 2004 - 2, 2003 - 5)

GETTING TO KNOW ROBERT MATHIS

Favorite team and/or athlete outside of football: Atlanta Braves and Indiana Pacers

Favorite musician and/or song: Musician – Ron Isley. Song – “Motivation” by T.I.

What is something interesting about you that most people may not know: I am a jokester

Favorite food: Soul food

Favorite vacation spot: Anywhere with a nice beach.

If you could have lunch with three people, living or dead, who would they be: My grandmother, my mom and Barack Obama

Favorite movie: *Life*

What's the one thing you couldn't live without: Family



PAT McAFEE

1 PUNTER

6-1 233 WEST VIRGINIA

NFL Exp: 7 (7th Year with Colts)

Born: 5/2/87

How Acquired: D7 – 2009 (222nd overall)

GP/GS (Postseason): 95/0 (10/0)

CAREER TRANSACTIONS:

- Selected by the Colts in the seventh round (222nd overall) of the 2009 NFL Draft.

PRO CAREER:

- Was selected to his first career Pro Bowl in 2014.
- Was named to the 2014 Associated Press NFL All-Pro Team. Joined Adam Vinatieri as just the fourth punter-kicker duo from the same team to both earn recognition in the same season.
- Named to the 2014 PFWA All-NFL Team.
- Holds Colts career records in kickoffs (483), kickoff touchbacks (234), punting gross average (45.8) and punting net average (39.1).
- Ranks fourth in franchise history in career punts (435) and punting yards (19,906) and third in punts inside the 20 (146).

SINGLE-GAME HIGHS

Punts:	9, two times (Last: vs. DEN 10/20/13)
Yards:	451 vs. ATL (11/6/11)
Gross Avg:	56.7 (3 punts) vs. NE (11/16/14)
Net Avg:	54.7 (3 punts) vs. NE (11/16/14)
LG:	66 at JAX (10/3/10)
In20:	6 vs. DEN (10/20/13)
KO:	9, two times (Last: at NYG 11/3/14)
KO TB:	8 at JAX (9/21/14)

ADMINISTRATION

COACHING
STAFFFOOTBALL
OPERATIONSBUSINESS
OPERATIONS

PLAYERS

2014 SEASON
IN REVIEWCOLTS
HISTORY

RECORDS

COLTS IN THE
COMMUNITY

- In 2014, set franchise single-season records with a 42.8 net punting average, 30 punts pined inside the 20-yard line and 70 kickoff touchbacks.
- Set a Colts single-game record with eight kickoff touchbacks against Jacksonville in Week 3 of 2014.
- Recorded the longest punt in Colts postseason history with a 68-yard kick in an AFC Wild Card Playoff win against Cincinnati on Jan. 4, 2015.
- Tied the fifth-longest punt in Colts history with a 66-yard kick at Jacksonville on Oct. 3, 2010.
- In 2012, set franchise single-season records for gross punting average (48.2), net punting average (40.3) and games averaging 50-plus gross yards per punt (five) while tying records for punts inside the 20 (26) and kickoff touchbacks (45).
- Holds the NFL postseason record for gross punting average with a 46.9 mark and ranks fifth in net average (39.2).
- Holds the NFL record for the highest career punting average (46.9) in the NFL postseason (minimum 25 punt).
- Named to the PFW/PFWA and *Sporting News* NFL All-Rookie Teams in 2009.
- Was named AFC Special Teams Player of the Month in September of 2014 and was honored as AFC Special Teams Player of the Week (Week 6) after his performance against the Houston Texans on Oct. 9, 2014.
- Was named the team's 2014 Man of the Year and a Byron "Whizzer" White Award nominee.

2014 (COLTS):

- Totaled 69 punts for 3,221 yards and a 46.7 gross average (42.8 net average) while adding 30 punts pined inside the 20-yard line and a long kick of 61 yards. Also contributed with 90 kickoffs and three special teams tackles.
- In three postseason games, finished with 13 punts for a 47.9 gross average with one kick pined inside the 20-yard line.
- Was named to the Associated Press NFL All-Pro team, and was voted to his first career Pro Bowl.
- Was named AFC Special Teams Player of the Month (September) after leading the NFL in net punting average (45.6) and ranking third in gross punting average (49.6). Posted a league-high 24 touchbacks on kickoffs and converted two onside kicks in the month. Also earned AFC Special Teams Player of the Week (Week 6) honors.
- Was named the team's 2014 Man of the Year.
- Set franchise single-season records with a 42.8 net punting average, 30 punts pined inside the 20-yard line and 70 kickoff touchbacks.
- In the Week 1 regular season opener at Denver (9/7), totaled four punts for a 49.8 average with a long kick of 59 yards. Also served as the holder for Adam Vinatieri's 25-yard field goal and three extra points. Added four touchbacks on kickoffs and converted an onside kick.
- Registered four punts for a 55.3 average in a Week 2 meeting against Philadelphia (9/15), which was the third-best mark of his career (55.4 vs. Kansas City, 10/9/11). Pinned one punt inside the 20-yard line and added a long kick of 61 yards.
- In a Week 3 victory at Jacksonville (9/21) set a franchise single-game record with eight kickoff touchbacks. Netted two punts for a 53.5-yard average and pined both kicks inside the 20-yard line. Served as the holder for Adam Vinatieri's three field goals and five extra points.
- Notched four punts for a 42.0 average, pined three kicks inside the 20-yard line and added a long punt of 60 yards in a Week 4 win against Tennessee (9/28). Also contributed with seven kickoff touchbacks and held for Adam Vinatieri's two field goals and five extra points. Converted his second onside kick of the season.
- In a 33-28 victory at Houston (10/9), contributed with four punts for a 39.8 average, pined three punts inside the 20-yard line and contributed with a long kick of 44 yards. On the three punts pined inside the 20, Houston punted and fumbled twice on its three offensive possessions after obtaining the ball. Successfully recovered his own onside kick in the first quarter, which led to a Colts touchdown on the ensuing drive. The swing in momentum helped the Colts to a 24-0 first quarter lead. The team's 24 points in the opening quarter were the most dating back to 1958. It was the third onside kick attempt and recovery for Indianapolis during the season.
- Totaled three punts for a 51.0 average with a long kick of 59 yards in a Week 8 loss at Pittsburgh (10/26).

QUICK HITS

McAfee was named to the 2014 Associated Press NFL All-Pro Team and joined Adam Vinatieri as just the fourth punter-kicker duo from the same team to both earn recognition in the same season.

McAfee ranks first in NFL postseason history in career punting average (46.9) and fifth in net average (39.2) with minimum of 25 punts. He also holds the team record for the longest punt in a postseason game with a 68-yard kick in Indianapolis' AFC Wild Card Playoff win against Cincinnati on January 4, 2015.

In 2014, McAfee converted an NFL-high 3-of-3 onside kicks, including a recovery of his own in a win at Houston on Oct. 9. The last time the Colts were able to convert three onside kicks in the same season was in 1997.



- Added five kickoff touchbacks and held for Adam Vinatieri's two field goals and four extra point conversions.
- Finished with six punts for a 40.0 average with a long kick of 52 yards and three punts pinned inside the 20-yard line in a Week 9 win at the New York Giants (11/3). Added five touchbacks on kickoffs.
 - In a Week 11 loss against New England (11/16), netted three punts for a single-game career high 56.7 yard average, with two pinned inside the 20-yard line and a long kick of 58 yards. Also recorded four touchbacks on kickoffs. Tied Hunter Smith for the second-most games totaling a 50.0-plus punting average in team history with 14. Rohn Stark holds the team record with 15 from 1982-1994.
 - Logged three punts for a 46.0 average, one pinned inside the 20-yard line and a long kick of 58 yards in a Week 13 win against Washington (11/30). Added seven kickoff touchbacks and served as the holder for Adam Vinatieri's single-game career-high seven extra points.
 - Tallied seven punts for a 46.4 average, pinned four kicks inside the 20-yard line and contributed with a long punt of 59 yards in a Week 15 win against Houston (12/14). Also recorded three kickoff touchbacks.
 - Notched five punts for a 46.4 average and recorded a long kick of 61 yards in a Week 16 loss at Dallas (12/21). Also contributed with one kickoff touchback.
 - In a Week 17 victory at Tennessee (12/28), totaled five punts for a 40.6 average and pinned three kicks inside the 20-yard line. He also added one kickoff touchback. On his first punt of the game in the first quarter, he set a new franchise single-season record for punts pinned inside the 20-yard line with 28. Finished the game with three and improved his total to 30 for the season. Set a new single-season franchise record for net punting average with a 42.8 mark. He surpassed his previous team record of 40.3, which he set in 2012.
 - In the team's AFC Wild Card Playoff victory against Cincinnati (1/4/15), totaled four punts for a 51.5 average and a long kick of 68 yards. He also contributed with four kickoff touchbacks. Logged punts of 59, 68, 40 and 39 yards. With his 68-yard punt in the third quarter, established a new career-long (regular season and postseason), which was also the longest punt in Colts postseason history. His 51.5 punting average is the third-best for a postseason game in Colts history.
 - Totaled four punts for a 42.3 average with a long kick of 46 yards and one pinned inside the 20-yard line in the team's AFC Divisional Playoff win at Denver (1/11/15). Added five kickoff touchbacks.
 - Contributed with five punts for a 49.6 average with a long punt of 58 yards in an AFC Championship Game loss at New England (1/18/15).

2013 (COLTS):

- In 16 games, totaled 76 punts for 3,499 yards (46.0 avg.), a net average of 38.5, a long kick of 65 yards and 27 punts pinned inside the 20-yard line. Also contributed with 41 touchbacks on 86 kickoffs and four special teams tackles.
- Notched four punts for a 51.5 average and a long kick of 60 yards against Miami (9/15) in Week 2. Also pinned one punt inside the 20-yard line. It marked his 10th career game averaging 50.0-plus gross yards per punt.
- In a Week 3 victory at San Francisco (9/22), totaled four punts for a 48.0 average while pinning three kicks inside the 20-yard line. Also added a long punt of 52 yards and contributed with three touchbacks on kickoffs.
- Compiled three punts for a 46.0 average and a long kick of 60 yards in Week 4 at Jacksonville (9/29). Added four touchbacks on eight kickoffs and was the holder for Adam Vinatieri's three field goals and four extra points.
- Totaled three punts for a 46.5 average and had one kick blocked in a Week 5 victory against Seattle (10/6). Added eight kickoffs, six of which went for touchbacks. Handled holding duties for kicker Adam Vinatieri to split the uprights on two field goals and two extra points.
- Finished a Week 7 victory against Denver (10/20) with nine punts for a 48.9 average and added four touchbacks on kickoffs. Set a franchise single-game record with six punts pinned inside the 20-yard line besting Rohn Stark's previous mark of five, which he set on Nov. 11, 1990 at New England. Made a touchdown-saving tackle when he took down Broncos returner Trindon Holliday on a kickoff return in the first quarter.
- Logged six punts for a 49.7 average, including a long kick of 58 yards in a Week 10 loss against St. Louis (11/10). Also added two kickoffs, one of which went for a touchback.
- In a Week 13 win against Tennessee (12/1), tallied five punts for a 45.4 average, pinned one kick inside the 20-yard line and also added a 60-yard punt. Contributed with six kickoffs, which included three touchbacks and served as the holder for Adam Vinatieri's five field goals and one extra point.
- Registered seven punts for a 47.6 average, downed four kicks inside the 20-yard line and recorded a long punt of 55 yards in a Week 14 loss at Cincinnati (12/8). Also contributed with one touchback on a kickoff and one special teams tackle.
- Finished with four punts for a 50.3 average and one kick pinned inside the 20-yard line in a Week 16 win at Kansas City (12/22). Added five kickoffs and one touchback, while holding for kicker Adam Vinatieri to convert 3-of-4 field goal attempts and two PATs. Also tallied one special teams tackle.
- Tallied five punts for a 47.4 average while contributing with a long kick of 65 yards and three punts pinned inside the 20-yard line in a Week 17 win against Jacksonville (12/29). Set a franchise single season record with his 27th punt pinned inside the 20. Also contributed with three touchbacks on six kickoffs.

- In the team's AFC Wild Card victory against Kansas City (1/4/14), notched one punt for 51 yards and added one touchback on seven kickoffs. Also held for kicker Adam Vinatieri to convert one field goal and six extra points.
- Recorded five punts for a 51.8 average and a long kick of 58 yards in the team's AFC Divisional Playoff loss at New England (1/11/14). With five punts, passed Chris Gardocki (23) for the third-most punts in Colts postseason history. With five kickoffs, passed Adam Vinatieri (36) for the most kickoffs in Colts postseason history.

2012 (COLTS):

- Set franchise single-season records for gross punting average (48.2) and games averaging 50-plus gross yards per punt (five) while tying the records for punts inside the 20 (26) and kickoff touchbacks (45). Also compiled a 40.3 net punting average.
- Tied for third on the team with nine special teams tackles (five solo).
- In a Week 1 meeting at Chicago (9/9), recorded a long punt of 63 yards, which is tied for the fifth-longest of his career and the longest since a 64-yard kick against Kansas City (10/9/11).
- Recorded 268 punt yards against Minnesota (9/16) and became the fifth Colts punter all-time with 10,000 punting yards. Registered a 64-yard punt, which tied the third-longest of his career (10/9/11 vs. Kansas City, 64).
- Totaled four punts for a 53.3-yard average and a net of 49.8 against Tennessee (12/9). He pinned two punts inside the 20 to pass Chris Gardocki (80) for the third-most in Colts history.
- Totaled five punts for 242 yards and a 48.4-yard average at Houston (12/16). Passed Chris Gardocki (277) for the fourth-most punts in Colts history and also passed Gardocki for the fourth-most punting yards in team history.
- Totaled five punts for 230 yards and a 46.0-yard average against Houston (12/30) while adding one touchback. Became the career franchise leader in punting average and net average.
- Notched four punts for a 48.5 average and a long kick of 53 yards in the team's AFC Wild Card Playoff loss at Baltimore (1/6/13). Also added one kickoff touchback.

2011 (COLTS):

- Set a then-franchise-record with a 46.6 gross punting average and logged the club's third-best net average for a single season with a 39.2 mark.
- Finished the year with 88 punts for a 46.6 average and 63 kickoffs, 41 of which went for touchbacks.
- Contributed with 21 punts inside the 20 and recorded a long kick of 64 yards.
- Ranked second in the NFL with a 68.3 touchback percentage.
- Totaled a season-best of five touchbacks and tied a single-game record on four occasions (vs. Pittsburgh, 9/25; vs. Kansas City, 10/9; vs. Tennessee, 12/18 and vs. Houston, 12/22).
- Tied for the team lead with eight special teams tackles.
- Posted six punts for a 46.8 average and a long kick of 57 yards in the season opener at Houston (9/11).
- Registered five touchbacks on kickoffs and seven punts for a 44.4 average against Pittsburgh (9/25).
- Totaled five punts for a 55.4 average, a net of 47.6, which included the second-longest punt of his career with a 64-yard kick against Kansas City (10/9). Also had five touchbacks on kickoffs.
- Netted six punts for a 44.8 average with two dropped inside the 20 at Tennessee (10/30). Recorded touchbacks on all three of his kickoffs and added one special teams tackle.
- Amassed seven punts for a 45.9 average and dropped one kick inside the 20 vs. Tennessee (12/18). Connected on a 60-yard punt.

2010 (COLTS):

- Appeared in 15 games while handling punting, kickoff and holding duties. Was placed on the Reserve/Suspended List against Houston (11/1).
- Totaled 65 punts for a 42.0 average, a 35.4 net average and a 21:7 ratio of kicks inside the 20 to touchbacks.
- Finished with 16 touchbacks on kickoffs and four special teams tackles.
- Had eight games with a 40.0-plus average (min. three punts).
- Tallied five punts for a 41.0 average with three inside the 20 against the New York Giants (9/19) and had five touchbacks on kickoffs to tie teammate Adam Vinatieri for the most in team history in one game since 1970 (at Denver on 10/29/06).
- Recorded six punts for a 47.8 average and totaled six touchbacks on kickoffs, which set the club record for the most in a single game since 1970 at Denver (9/26).
- Contributed with two punts for a 55.5 average at Jacksonville (10/3), with a career-best 66-yarder.
- Posted seven kicks for a 41.3 average with three kicks inside the 20 against Cincinnati (11/14).
- Registered four punts for a 38.3 average with one inside the 20 in the team's AFC Wild Card Playoff game against the New York Jets (1/8/11).

2009 (COLTS):

- Saw action in 16 games, while performing punting, kickoff and holding duties.



- For the season, recorded 64 punts for a 44.3 average with a 37.8 net average. Had a 21:6 ratio of kicks inside the 20 to touchbacks.
- Had four special teams tackles and 21 touchbacks.
- Was named to the PFW/PFWA and *Sporting News* NFL All-Rookie Teams.
- His 2,837 punting yards was a rookie franchise record and his 64 punts ranked second by a rookie in club annals (72, Cotton Davidson in 1954). His 44.3 punt average marked the third-highest by a rookie in franchise history.
- Totaled 11 games with a 40.0-plus punt average, which ranked tied for eighth in club history for a single season (min. of three punts).
- Made his NFL debut against Jacksonville (9/13) and notched two punts for a 44.0 average, with both kicks landing inside the 10 and one being downed at the one-yard line.
- Contributed with seven punts for a 46.3 average and a career-long of 60 yards against San Francisco (11/1).
- Finished with seven punts for a 48.4 average and one inside the 20 against New England (11/15). His 339 punt yards ranked fifth by a rookie punter in club annals.
- Recorded two kicks for a 52.5 average, a long of 59 yards and one downed inside the 20 at Houston (11/29). Also added three touchbacks on kickoffs.
- Registered six punts for a 46.2 average with one downed inside the 20 against the New York Jets (12/27). Also had three touchbacks on kickoffs.
- Posted six punts for a 45.8 average with one downed inside the 20 against Baltimore (1/16/10) in the AFC Divisional Playoffs.
- Had four punts for a 46.3 average with two downed inside the 20 against the New York Jets (1/24/10) in the AFC Championship Game.
- Totaled two punts for a 45.0 average against New Orleans (2/7/10) in Super Bowl XLIV.

COLLEGE:

- Four-year player who appeared in 51 career games for West Virginia. Totaled 126 career punts for a 43.7 average with a career-long kick of 75 yards.
- Tallied 35 punts of 50-plus yards and 46 kicks downed inside the 20.
- Converted 58-of-79 field goals (73.4 percent) with a long of 52 yards while splitting the uprights on 210-of-212 extra points for 384 total points.
- Had 57 career touchbacks on kickoffs and set the school record for the most games played.
- Following graduation, was the school's all-time leading scorer, all-time scoring leader by a kicker and all-time extra points leader.
- Ranked second in career punting average and second in field goals made.
- Set the Big East record for the most extra points made and ranked second on the conference's all-time scoring list, second in punting average and third in field goals made.
- Appeared in 13 games as a senior and totaled 62 punts for a 44.7 average with a long of 65 yards and 25 kicks downed inside the 20.
- Converted 17-of-20 field goals with a long kick of 52 yards and 36 extra points for 87 total points.
- Was one-of-two players in the NCAA with multiple 50-plus-yard field goals.
- As a junior, was a second-team All-Big East choice and a Lou Groza Award semi-finalist.
- Majored in communications.

PERSONAL:

- Attended Plum (Pa.) High School.
- Was a first-team all-conference choice and was the No. 1 rated kicker in the nation by *Scout.com*.
- In 2003, was the punt, pass and kick champion.
- Was a three-year first-team All-WPIAL selection in soccer.
- Was an honor roll student.
- Hosted his first ever comedy show, Pat McAfee: Uncaged in July of 2015. Tickets to the first show sold out within minutes leading to the addition of a second show.
- Established the Pat McAfee Foundation to provide scholarship assistance to the sons and daughters of U.S. Military Personnel. The foundation's website is www.thepatmcafeefoundation.org.
- The Pat McAfee Foundation has provided \$65,000 in scholarships over the past two years.
- Hosts his annual Red, White and Boomstick Gala, which raises funds for the Pat McAfee Foundation.
- Donated \$45,000 to local Northwest High School in central Indiana to help rebuild their football program.
- Aided tornado victims in Indiana by hosting a Twitterthon, which raised more than \$40,000 in a 48-hour period.
- Donated \$10,000 to a military family and paid six months of their bills at the Wish For Our Heroes Halloween fundraiser.
- Partnered with Indianapolis Power & Light to reset power bills to \$0 for 58 needy families (\$12,000 total).
- Helped struggling heroes for the holidays and gave \$25,000 to 14 military families in need.



- When learning about his high school's faulty weight room, gifted \$40,000 to build a new one.
- In 2013 at the November 10 "Salute to Service" game in Indianapolis, had yet another surprise in store in support of the U.S. Armed Forces when he reunited a military husband with his wife and two sons and donated a new Toyota SUV to the family.
- Was the Indianapolis Colts 2014 Salute to Service Award nominee.
- Visited Camp Attterbury to provide moral support to soldiers who are about to be deployed overseas.
- Initiated and funded the #ThankAHero Campaign and refurbished the house of a Purple Heart recipient.
- Participates in the Community Ticket Block program and has sent more than 600 local Hoosier troops to a Colts game.
- Supported Breast Cancer Awareness Month by participating in the Colts Pamper Her Pink program.
- Supported The Relay for Life through the local The Relay For Life of Brownsburg, Ind.
- Serves as the team's representative on United Way's TEAM NFL initiative. Through this campaign, Pat supports "Live United", as well as a healthy and active lifestyle with the United Way of Central Indiana.
- Was the player representative for the 2014 Hometown Huddle in partnership with the United Way.
- Hosted the Night of Shining Stars event presented by the Foyt family, which benefitted the Indiana Children's Wish Fund.
- Volunteers his time to boost morale of sick children and families at local hospitals.
- Was the 2013 Bleed Blue Blood Drive spokesperson and featured player.
- Born in Plum, Pa.

CAREER REGULAR SEASON STATISTICS

Year	GP	GS	No.	Yards	Avg.	Net	TB	In20	LG	Blk.
2014 IND	16	0	69	3,221	46.7	42.8	3	30	61	0
2013 IND	16	0	76	3,499	46.0	38.1	7	27	65	1
2012 IND	16	0	73	3,520	48.2	40.3	8	26	64	1
2011 IND	16	0	88	4,098	46.6	39.2	3	21	64	1
2010 IND	15	0	65	2,731	42.0	35.4	7	21	66	0
2009 IND	16	0	64	2,837	44.3	37.8	6	21	60	0
TOTAL	95	0	435	19,906	45.8	39.1	34	146	66	3

CAREER POSTSEASON STATISTICS

Year	GP	GS	No.	Yards	Avg.	Net	TB	In20	LG	Blk.
2014 IND	3	0	13	623	47.9	36.4	3	1	68	0
2013 IND	2	0	6	310	51.7	44.7	0	0	58	0
2012 IND	1	0	4	194	48.5	34.3	0	0	53	0
2010 IND	1	0	4	153	38.3	34.5	0	1	46	0
2009 IND	3	0	12	550	45.8	42.8	1	3	56	0
TOTAL	10	0	39	1,830	46.9	39.2	4	5	68	0

SPECIAL TEAMS TACKLES: 31 (2014 - 2, 2013 - 4, 2012 - 9, 2011 - 8, 2010 - 4, 2009 - 4)

ADDITIONAL STATISTICS: Successfully converted three inside kicks in 2014 (9/7 at Denver, 9/28 vs. Tennessee and 10/9 at Houston). Threw an incomplete pass on a fake punt attempt at Dallas (12/21/14).

GETTING TO KNOW PAT McAFEE

Favorite team and/or athlete outside of football: The United States Military...every member current and former.

Hobbies outside of football: I enjoy plenty of things in life. From naps to eating delicious food. But my favorite hobby is hanging out with my dog.

What is something interesting about you that most people may not know: I thoroughly enjoy writing. Poetry, scripts, songs, haikus, you name it. I enjoy putting my thoughts into words.

Favorite food: I've been trying to eat healthy now that I'm getting older. But boy, a pepperoni pizza with ranch dressing is tough to beat.

If you could have lunch with three people, living or dead, who would they be: Steve Jobs, Dr. Martin Luther King, Jr. and Marcus Luttrell



DEWEY McDONALD

31 SAFETY

6-0 220 CALIFORNIA (PA)

NFL Exp: 2 (2nd Year with Colts)

Born: 6/10/90

How Acquired: FA – 2014

GP/GS (Postseason): 12/0 (3/0)

CAREER TRANSACTIONS:

- Signed by the Colts to the active roster from the practice squad on September 29, 2014.
- Signed by the Colts to the practice squad on September 1, 2014.
- Waived by the Colts on August 30, 2014.
- Signed by the Colts as an undrafted free agent on May 12, 2014.

U SINGLE-GAME HIGHS

Tackles:	0
Sacks:	0.0
FF:	0
FR:	0
INT:	0
PD:	0

2014 (COLTS):

- Saw action in 12 games during his rookie season competing primarily on special teams. Ranked second on the team with 13 special teams tackles. Participated in all three postseason contests and contributed with three special teams stops.
- Signed to the active roster from the practice squad on September 29, 2014.
- Competed in his first career NFL contest in a Week 5 victory against Baltimore (10/5). Saw action on special teams and finished with one tackle.
- Saw action on special teams and tied for the team lead with two tackles in a Week 7 victory against Cincinnati (10/19).
- Participated on special teams in a Week 8 loss at Pittsburgh (10/26) and tallied two tackles.
- Finished with two special teams tackles in a Week 11 loss against New England (11/16). His first stop came in the second quarter when he dropped Danny Amendola for a negative return, forcing New England to start its ensuing drive at their own four-yard line.
- Notched two tackles on special teams during a Week 17 victory at Tennessee (12/28). Also saw action at safety.
- Competed on special teams during the team's AFC Wild Card Playoff win against Cincinnati (1/4/15), his first career postseason contest. Finished with one special teams tackle.
- In the team's AFC Divisional Playoff victory at Denver (1/11/15), participated on special teams and finished with one tackle.
- Posted one special teams tackle in an AFC Championship Game loss at New England (1/18/15).

COLLEGE:

- Transferred to California University of Pennsylvania from Fairmont State.
- As senior captain with the Vulcans, tallied a career-best 89 tackles, 6.0 tackles for loss, three interceptions (all returned for touchdowns) and eight passes defended.
- His three interception returns for touchdowns made him the first PSAC player to accomplish that feat in over 10 years.
- Named a Don Hansen All-America third-team choice, a *D2football.com* All-America honorable mention selection, a Don Hansen First Team All-Super Region One choice, a First Team All-Daktronics Super Region One selection and a First Team PSAC West choice.
- Finished his career with the second-most career interceptions return yards (475) among active Division II players.
- Corralled 12 career interceptions, including his five as a freshman at FSU.

PERSONAL:

- Attended Jefferson High School in Shenandoah Junction, W.Va. where he was a three-time all-conference and all-area pick.
- Named the *Martinsburg Journal* Defensive Player of the Year as a junior.
- Recorded 17 interceptions and over 1,500 yards and 22 touchdowns during his high school career.
- Won state championships in the high jump, long jump and as a member of the 4x100 relay.

ADMINISTRATION

COACHING
STAFFFOOTBALL
OPERATIONSBUSINESS
OPERATIONS

PLAYERS

2014 SEASON
IN REVIEWCOLTS
HISTORY

RECORDS

COLTS IN THE
COMMUNITY

- Participated in Humane Society of Indianapolis and Colts Day in Schools events.
- Was a volunteer at the Colts Horseshoe Helpings and Shop With a Colt events.
- A native of Ranson, W.Va.

CAREER REGULAR SEASON STATISTICS

Year	GP	GS	Solo	Asst.	Total	Sacks	PD	FF	FR	INT	Yds	Avg.	LG	TD
2014 IND	12	0	0	0	0	0.0	0	0	0	0	0	0.0	0	0
TOTAL	12	0	0	0	0	0.0	0	0	0	0	0	0.0	0	0

CAREER POSTSEASON STATISTICS

Year	GP	GS	Solo	Asst.	Total	Sacks	PD	FF	FR	INT	Yds	Avg.	LG	TD
2014 IND	3	0	0	0	0	0.0	0	0	0	0	0	0.0	0	0
TOTAL	3	0	0	0	0	0.0	0	0	0	0	0	0.0	0	0

SPECIAL TEAMS TACKLES: 13 (2014 - 13)

POSTSEASON SPECIAL TEAMS TACKLES: 3 (2014 - 3)

GETTING TO KNOW DEWEY McDONALD
Favorite team and/or athlete outside of football: LeBron James

Favorite musician and/or song: Future – “Ooooooh”

Hobbies outside of football: Shooting pool, bowling and shuffle board

What is something interesting about you that most people may not know: I'm a pool shark when I get on the table

Favorite food: Hibachi (triple rice with double yum yum sauce)

Favorite vacation spot: Puerto Rico

If you could have lunch with three people, living or dead, who would they be: Jesus, Sean Taylor and Pop Pop

Favorite movie: *Life*
What's the one thing you couldn't live without: Oxygen


SEAN McGRATH
46 TIGHT END
 6-5 259 HENDERSON STATE

NFL Exp: 2 (1st year with Colts)

Born: 12/3/87

How Acquired: FA-2015

GP/GS (Postseason): 18/9 (3/0)

CAREER TRANSACTIONS:

- Signed by the Colts as a free agent on June 2, 2015.
- Reinstated from the Reserve/Did Not Report list and was waived by the Kansas City Chiefs on April 15, 2015.
- Placed on the Reserve/Did Not Report list as a member of the Chiefs on July 26, 2014.
- Claimed by Kansas City off waivers (Seattle) on September 1, 2013.
- Waived by the Seattle Seahawks on August 31, 2013.
- Elevated to Seattle's active roster on December 18, 2012.
- Signed to the Seahawks practice squad on October 2, 2012.
- Released from Seattle's practice squad on September 27, 2012.
- Signed to the Seahawks practice squad on September 8, 2012.
- Released from Seattle's practice squad on September 3, 2012.
- Signed to the Seahawks practice squad on September 2, 2012.
- Waived by Seattle on August 31, 2012.
- Signed by the Seahawks as an undrafted free agent on April 29, 2012.

**2014:**

- Spent the season out of football.

2013 (CHIEFS)

- Played in all 16 games (nine starts) for the Chiefs, hauling in 26 catches for 302 yards (11.6 avg.) and two touchdowns.
- Made his first two NFL catches in Week 2 at Dallas (9/15) with a long catch of 22 yards.
- Tallied five catches for 64 yards and a touchdown in a Week 4 win against the New York Giants (9/29). The touchdown was his first career NFL score.
- Posted four catches for 54 yards in a road win at Tennessee (10/6). Had a 25-yard catch, which marked a season-long.
- Made two catches for 14 yards in a Week 15 win at Oakland (12/15). Caught his second touchdown of the season in the contest.
- Was active, but did not record a catch in an AFC Wild Card Playoff loss at Indianapolis (1/4/14).

2012 (SEAHAWKS)

- Was on the practice squad for most of the season before being elevated to the active roster on December 18.
- Played in his first career NFL game in Week 16 against San Francisco (12/23), but did not record a catch.
- Was active but did not record a catch in Seattle's NFC Wild Card Playoff win at Washington (1/6/13).
- Played in the team's NFC Divisional Playoff loss at Atlanta (1/13/13), but did not record a catch.

COLLEGE:

- Played two seasons (2010-11) at Henderson State and finished with 61 receptions for 717 yards and four touchdowns.
- As a junior in 2010, was named a First Team All-Gulf South Conference selection and a First Team Daktronics All-Region choice after catching 55 passes for 656 yards and four touchdowns.
- Prior to Henderson State, played three seasons (2006-08) at Eastern Illinois and registered 28 receptions for 301 yards and three touchdowns.

PERSONAL:

- Played football at Carmel Catholic High School in Mundelein, Ill.
- Was named an All-East Suburban Catholic Conference selection and an all-area choice in 2005.
- Was a member of the 2003 IHSA 6A State Championship team that finished with a 13-0 record.
- Also played basketball, earning all-area honorable mention accolades in 2006.
- A member of the National Honor Society.
- A native of Mundelein, Ill.

CAREER REGULAR SEASON STATISTICS

Year	GP	GS	No.	RECEIVING				No.	Yards	RUSHING			
				Yards	Avg.	LG	TD			Avg.	LG	TD	
2013 KC	16	9	26	302	11.6	25	2	0	0	0.0	0	0	
2012 SEA	2	0	0	0	0.0	0	0	0	0	0.0	0	0	
TOTAL	18	9	26	302	11.6	25	2	0	0	0.0	0	0	

CAREER POSTSEASON STATISTICS

Year	GP	GS	No.	RECEIVING				No.	Yards	RUSHING			
				Yards	Avg.	LG	TD			Avg.	LG	TD	
2013 KC	1	0	0	0	0.0	0	0	0	0	0.0	0	0	
2013 SEA	2	0	0	0	0.0	0	0	0	0	0.0	0	0	
TOTAL	3	0	0	0	0.0	0	0	0	0	0.0	0	0	

GETTING TO KNOW SEAN McGRATH

Favorite team and/or athlete outside of football: Chicago Bulls

Favorite musician and/or song: Edward Sharpe & The Magnetic Zeros – "Home"

Hobbies outside of football: Disc golf and yoga

What is something interesting about you that most people may not know: Studio art major

Favorite food: Snickers ice cream bars

Favorite vacation spot: Ireland

If you could have lunch with three people, living or dead, who would they be: Abraham Lincoln, Constantin Brâncuși, Pablo Picasso

Favorite movie: *Billy Madison*

What's the one thing you couldn't live without: My family



JACK MEWHORT

75 TACKLE/GUARD

6-6 312 OHIO STATE

NFL Exp: 2 (2nd Year with Colts)

Born: 9/30/91

How Acquired: D2 – 2014 (59th overall)

GP/GS (Postseason): 14/14 (3/3)

CAREER TRANSACTIONS:

- Selected by the Colts in the second round (59th overall) of the 2014 NFL Draft.

2014 (COLTS):

- Started all 14 games he competed in (13 at left guard, one at right tackle) and assisted the offense in setting a single-season franchise record for net yards (6,506). Also started all three postseason games at left guard.
- Started his first career NFL contest at guard in the team's regular season opener at Denver (9/7). Helped the Colts produce 408 net yards of offense while blocking for Andrew Luck to complete 35-of-53 passes for 370 yards and two touchdowns.
- In a Week 2 loss against Philadelphia (9/15), started at left guard and was part of an offensive line that did not allow a sack. Also assisted a Colts rushing attack that netted 169 yards.
- Started at left guard and provided time for the offense to finish with 529 net yards (385 passing, 144 rushing), which is the 10th-highest total for a single game in team history. Blocked for Andrew Luck to tie a single-game career-high with four passing touchdowns.
- Was part of an offensive line that did not allow a sack in a Week 4 victory against Tennessee (9/28). Assisted a Colts offense that netted 498 yards as Andrew Luck threw four touchdown passes.
- Started at left guard in a Week 7 win against Cincinnati (10/19) and assisted the offense in totaling 506 net yards. Blocked for Andrew Luck, who registered his franchise-tying fifth consecutive 300-yard passing performance.
- Was part of an offensive line that allowed only 1.0 sack as the Colts totaled 443 net yards of offense in a Week 9 victory at the New York Giants (11/3). Blocked for Andrew Luck to tie his single-game career-high with four passing touchdowns.
- Assisted a Colts offense that totaled 389 net yards, starting at left guard in a Week 12 win against Jacksonville (11/23). The team's 175 rushing yards was the highest total during the season and the most dating back to a Sept. 22, 2013 in a win at San Francisco (184).
- Blocked for a Colts offense that compiled 487 net yards starting at left guard in a Week 13 win against Washington (11/30). It was the team's ninth 400-plus net yard performance, which set a franchise single-season record. Provided time for Andrew Luck to throw for 370 yards as he set a career-high with five touchdown passes.
- Made his first career start at right tackle in a Week 17 victory at Tennessee (12/28) and blocked for Andrew Luck to set a franchise single-season record in passing yards (4,761) as the Colts totaled 378 yards of net offense.
- Started his first career NFL postseason game at left guard in the team's AFC Wild Card Playoff win against Cincinnati (1/4/15). Was part of an offensive line that helped the team compile 482 net yards, the third-highest total for a postseason game in team history. The unit allowed only 1.0 sack as Andrew Luck threw for 376 yards.
- In the team's AFC Divisional Playoff victory at Denver (1/11/15) started at left guard and was part of an offensive line that did not allow a sack as the Colts posted 364 net yards. Blocked for Andrew Luck to throw for 265 yards and two touchdowns in the win.
- Started at left guard in the team's AFC Championship Game loss at New England (1/18/15) and blocked for a Colts offense that recorded 209 net yards of offense.

COLLEGE:

- Competed in 49 career games with Ohio State and started 39 consecutive games to close his career.
- In his final 39 starts, lined up at left tackle for a combined 26 starts as a junior and senior while adding five starts at left guard and eight more at right guard during his sophomore season.
- A three-year starter on the offensive line and was part of a Buckeye team that set a school record with 24 consecutive victories spanning all of the 2012 and 2013 regular seasons.



- Served as a team captain during his senior season.
- Was a finalist for the Senior CLASS Award and served as a team captain.
- Was a consensus All-America selection and added second-team accolades from Walter Camp, *The NFL Draft Report*, The Associated Press, *CBSSports.com*, *Sports Illustrated* and the Football Writers Association in addition to being a first-team choice by ESPN.
- Was a candidate for the Outland Trophy as part of Ohio State's prolific, record-setting offense, that set school records for the most points scored (637), rushing yards (4,321) and total touchdowns (83).
- Named a First Team All-Big Ten Conference choice after registering 115 knockdown blocks and a league-best 24 touchdown-resulting blocks.
- The Buckeyes offensive line assisted a rushing attack that ranked fifth nationally in yards per game (308.6).
- Ohio State averaged an all-time program-high 6.8 yards per carry and was fourth nationally in red zone percentage (.952).
- Took over left tackle duties, starting all 12 games for the Buckeyes in 2012.
- Was named an All-Big Ten Conference honorable mention selection by the league's coaches and was a Second Team All-Big Ten choice by *The NFL Draft Report*.
- Honored as Ohio State's co-Offensive Lineman of the Year and was on the watch list for the Outland Trophy.
- Recorded 13 touchdown-resulting blocks and 79 knockdown blocks.
- In 2011, started the first five games of the season at left guard before shifting to right guard for the final eight contests.
- Was named an All-Big Ten Conference honorable mention selection during his first year as a starter, making the move inside from left tackle.

PERSONAL:

- Started all five offensive line positions during his prep career at St. John's Jesuit High School in Toledo, Ohio.
- Rated the second-best center in the nation by *Rivals.com* and was tabbed as the ninth-best player in the state of Ohio.
- Regarded as the 11th-best offensive tackle in high school by *Scout.com*.
- As a senior, received First Team All-Ohio, All-Toledo City League and All-*Toledo Blade* honors.
- Named to the *SuperPrep* Midwest Top 25 team and the *Detroit Free Press* Best of the Midwest squad.
- Concluded his prep career by playing in the Under Armour All-America game and was also a member of gold-medal winning Team USA at the 2009 Junior World Championships.
- Made visits to the Humane Society of Indianapolis and Riley Hospital.
- Graduated from Ohio State with a degree in consumer and family resource financial services.
- A native of Toledo, Ohio.

CAREER GP/GS (POSTSEASON):

2014 IND: 14/14 (3/3)

TOTAL: 14/14 (3/3)

GETTING TO KNOW JACK MEWHORT

Hobbies outside of football: Watching movies

What is something interesting about you that most people may not know: I am a decent artist

Favorite food: Lasagna

Favorite vacation spot: Captiva Island, FL

If you could have lunch with three people, living or dead, who would they be: George Washington, Christopher Columbus and Dr. Martin Luther King, Jr.

Favorite movie: *Gladiator*

What's the one thing you couldn't live without: Sleep



DONTE MONCRIEF

10 WIDE RECEIVER

6-2 222 MISSISSIPPI

NFL Exp: 2 (2nd Year with Colts)

Born: 8/6/93

How Acquired: D3 – 2014 (90th overall)

GP/GS (Postseason): 16/2 (3/1)

CAREER TRANSACTIONS:

- Originally selected by the Colts in the third round (90th overall) of the 2014 NFL Draft.

2014 (COLTS):

- Completed in all 16 games (two starts) in his first season with the Colts. Totaled 32 receptions for 444 yards (13.9 avg.) and three touchdowns. Also contributed with four rushes for 17 yards while adding two special teams tackles. Saw action in all three postseason games (one start) and caught five passes for 86 yards and one touchdown.
- Saw action at wide receiver in his Colts debut during the team's Week 1 regular season opener at Denver (9/7). Caught one pass for nine yards.
- Totaled a career-high in catches (seven), while adding 113 yards and his first career touchdown in a Week 8 loss at Pittsburgh (10/26). Also contributed with a 52-yard reception in the second quarter, which was his second-longest catch of the season. Became the third Colts receiver to top 100-plus receiving yards in a single game during the season. Along with teammate T.Y. Hilton, the duo each posted 100-plus receiving yards, marking the second time the team had two 100-yard receivers in the same game during the season (Reggie Wayne (119) and T.Y. Hilton (105) vs. Tennessee). It was the 42nd occasion in franchise history where the Colts had two 100-yard receivers in the same game.
- Made his first career start at wide receiver in a Week 13 win against Washington (11/30). Caught three passes for a career-high 134 yards and two touchdowns for his first career multiple-touchdown game. Notched his second 100-yard receiving performance of the season and became the seventh rookie in Colts history to record multiple 100-yard receiving games in a single season. Caught his first touchdown on a 48-yard grab in the third quarter to give the Colts a 28-17 lead. On his second touchdown in the fourth quarter, was on the receiving end of Andrew Luck's then-career-long 79-yard pass. The performance ranks as the highest receiving average by a Colts rookie and the second-highest by any Colts player in a single game. His yardage total also tied for the fourth-most receiving yards by a Colts rookie in a single game.
- Finished with three receptions for 33 yards in a Week 14 victory at Cleveland (12/7). His 27-yard third down reception on the team's final drive of the game led to the eventual game-winning score from T.Y. Hilton with 32 seconds remaining.
- In his first career postseason contest, an AFC Wild Card Playoff win against Cincinnati (1/4/15), totaled three receptions for 54 yards including a 36-yard touchdown. The touchdown, which came in the third quarter, gave the Colts a 20-10 lead.
- Started his first career postseason game at wide receiver in the team's AFC Divisional Playoff victory at Denver (1/11/15) and finished with two catches for 32 yards.
- Was targeted once, but did not finish with a catch in an AFC Championship Game loss at New England (1/18/15).

COLLEGE:

- Started in 37-of-38 games and finished his Ole Miss career ranked third in school history in receptions (156), receiving yards (2,371) and receiving touchdowns (20). Also ranked second in 100-yard games (nine).
- Started all 13 contests and totaled 59 receptions for 938 yards (15.9 avg.) and six touchdowns in 2013.
- Earned All-America honorable mention and All-SEC second-team accolades from *The NFL Draft Report*.
- Received National Wide Receiver of the Week honorable mention honors from College Football Performance


SINGLE-GAME HIGHS

Rec:	7 at PIT (10/26/14)
Yards:	134 vs. WAS (11/30/14)
TDs:	2 vs. WAS (11/30/14)
LG:	79t vs. WAS (11/30/14)
Rush:	1, four times (Last: vs. WAS 11/30/14)
Yards:	7 at JAX (9/21/14)
TDs:	0
LG:	7 at JAX (9/21/14)



Awards after catching six passes for 122 yards and two touchdowns against Auburn.

- Ranked second on the team with 59 catches and led Ole Miss with 938 receiving yards, the fourth-best total on the school annual record chart.
- Posted at least five catches in eight different contests and set the school record for 100-yard receiving performances with five.
- Established a season-high 149 receiving yards on seven catches and hauled in a 52-yard touchdown against Arkansas.
- Finished with 113 yards and one touchdown against Georgia Tech in the Music City Bowl.
- In 2012, started 12 games and led the team with a career-high 66 receptions, which ranked sixth in the conference, along with placing fourth in the school season-record book.
- Finished with 979 receiving yards, the second-best total in a single-season by a Rebel and compiled a 75.3 receiving yards per game average, which was fifth-best in the SEC.
- Tied the school single-season record with 10 touchdown receptions.
- Received All-SEC second-team honors and was named to the Biletnikoff Award Watch List. Also earned *College Football News* Sophomore All-America second-team accolades.
- In 2011, started 12 games as a true freshman and led the Rebels with 31 catches for 454 yards and four touchdowns.
- Was named a Freshman All-America second team choice by *The NFL Draft Report* and honorable mention by *College Football News*.

QUICK HITS

Moncrief registered three receptions for 134 yards and two touchdowns, including scores of 48 and 79 yards in the team's victory against Washington on November 30. It was his first career multiple-touchdown game and the second 100-yard receiving performance of his career. Moncrief's 44.7 receiving average ranks as the highest by a Colts rookie and the second-highest by any Colts player in a single game. His yardage total also tied for the fourth-most receiving yards by a Colts rookie in a single game.

PERSONAL:

- Attended Raleigh (Miss.) High School and was named a *SuperPrep* and *PrepStar* All-America selection as a senior after totaling 21 catches for 441 yards and nine touchdowns.
- Threw for 365 yards and two touchdowns while gaining 144 yards on 12 carries.
- On defense, recorded 48 tackles, four tackles for loss and four interceptions.
- Was rated the second-best player in Mississippi by *SuperPrep* and was a member of the *Clarion-Ledger's* Dandy Dozen squad.
- Was the 17th-best receiver in the nation and the third-best receiver in the state according to *Rivals.com*.
- Played in the Alabama-Mississippi All-Star Classic and the Bernard Blackwell Mississippi All-Star Classic as a senior.
- Was named MVP of the school's basketball team and was a two-time Class 3A state champion in the long jump.
- A native of Raleigh, Miss.

CAREER REGULAR SEASON STATISTICS

Year	RECEIVING							RUSHING				
	GP	GS	No.	Yards	Avg.	LG	TD	No.	Yards	Avg.	LG	TD
2014 IND	16	2	32	444	13.9	79t	3	4	17	4.3	7	0
TOTAL	16	2	32	444	13.9	79t	3	4	17	4.3	7	0

CAREER POSTSEASON STATISTICS

Year	RECEIVING							RUSHING				
	GP	GS	No.	Yards	Avg.	LG	TD	No.	Yards	Avg.	LG	TD
2014 IND	3	1	5	86	17.2	36t	1	0	0	0.0	0	0
TOTAL	3	1	5	86	17.2	36t	1	0	0	0.0	0	0

SPECIAL TEAMS TACKLES: 2 (2014 - 2)

GETTING TO KNOW DONTE MONCRIEF

Favorite team and/or athlete outside of football: Cleveland Cavaliers/LeBron James

Favorite musician and/or song: Meek Mill – "Dreams and Nightmares"

Hobbies outside of football: Fishing, hunting and four-wheeling

What is something interesting about you that most people may not know: I like listening to slow music

Favorite food: Tilapia

Favorite vacation spot: California

Favorite movie: *Life*

What's the one thing you couldn't live without: Mother



HENOC MUAMBA

51 INSIDE LINEBACKER

6-0 235 ST. FRANCIS XAVIER

NFL Exp: 2 (2nd Year with Colts)

Born: 2/23/89

How Acquired: FA – 2014

GP/GS (Postseason): 13/0 (1/0)

CAREER TRANSACTIONS:

- Signed by the Colts as a free agent on February 6, 2014.

2014 (COLTS):

- Participated in 13 games in his first season with the Colts seeing action at linebacker and on special teams. Totaled two tackles and eight special teams stops.
- Completed in his first career NFL contest in a Week 2 loss against Philadelphia (9/15). Saw action at linebacker and on special teams and posted one tackle.
- In a Week 3 victory at Jacksonville (9/21), competed at linebacker and on special teams and compiled one tackle.
- Contributed at linebacker and on special teams in a Week 4 victory against Tennessee (9/28) and compiled one tackle on special teams.
- Finished with two special teams tackles and saw action at linebacker in a Week 9 win at the New York Giants (11/3).
- Posted two tackles on special teams in a Week 14 victory at Cleveland (12/7).
- Listed as inactive for the team's AFC Wild Card Playoff win against Cincinnati (1/4/15).
- Was inactive for the team's AFC Divisional Playoff victory at Denver (1/11/15).
- Competed in his first career postseason contest at linebacker and on special teams, but did not finish with a tackle in the team's AFC Championship Game loss at New England (1/18/15).

SINGLE-GAME HIGHS

Tackles:	1, two times (Last at JAX 9/21/14)
Sacks:	0.0
FF:	0
FR:	0
INT:	0
PD:	0

CFL CAREER:

- In three seasons with the Winnipeg Blue Bombers (2011-13), totaled 171 tackles, 53 special teams stops, 4.0 sacks, one interception and one fumble recovery returned for a touchdown.
- Was selected with the first overall pick in the 2011 CFL Draft.
- In 2013, was named a CFL All-Star and earned the Lew Hayman Trophy, given to the best Canadian player in the East Division.
- Was the recipient of the 2013 Ed Kotowich 'Good Guy' Award, which recognizes a Blue Bomber player for their excellence in combining football ability, team camaraderie and extraordinary effort in the community.
- In 2013, appeared in all 18 games and totaled 106 tackles, 18 special teams stops, 1.0 sack and one interception. His 106 tackles ranked second overall in the CFL.
- In 2012, appeared in all 18 games and ranked second on the team with 65 tackles, while recording a team-high 20 special teams stops and a career-high 3.0 sacks.
- Led the league with five forced fumbles in 2012 and was named the CFL's Canadian Player of the Week twice.
- Recorded 15 special teams tackles and one fumble recovery in 2011.
- Against the Montreal Alouettes on Sept. 30, recovered a blocked punt and returned it 52 yards for his first career touchdown.

COLLEGE:

- Played four years (2007-2010) at St. Francis Xavier University in Antigonish, Nova Scotia.
- Is the school's all-time career leader in tackles (149.5) and ranks fourth overall on the Atlantic University Sport (AUS) conference's all-time career list.
- As a senior in 2010, recorded 63 total tackles, 11 tackles for loss, 3.5 sacks, one interception, one forced fumble and one fumble recovery.
- Was named the AUS Defensive Player of the Year in both 2008 and 2010 and was honored with the President's



Trophy in 2010 for the top defensive player in Canadian Interuniversity Sport (CIS).

- Was a three-time CIS All-Canadian and AUS Defensive All-Star.
- Participated in the 2010 East-West Bowl, which features the top CFL prospects each year.

PERSONAL:

- Spent his high school years at Father Michael Goetz Secondary School in Mississauga, Ontario.
- Participated in the Colts Special Olympics Youth Football Camp.
- Volunteered at a Colts Day in Schools event as well as the team's annual playground build and Colts Hometown Huddle.
- Visited patients at Simon Cancer Center.
- Represented the team at the Colts Second Helpings, Horseshoe Helpings and Cold Feet Warm Shoes events.
- Is a native of Zaire, which is now known as the Democratic Republic of the Congo, but grew up in Mississauga, Ontario.
- His brother, Cauchy Muamba, is a safety for the Edmonton Eskimos.

CAREER REGULAR SEASON STATISTICS

Year	GP	GS	Solo	Asst.	Total	Sacks	PD	FF	FR	INT	Yds	Avg.	LG	TD
2014 IND	13	0	0	2	2	0.0	0	0	0	0	0	0.0	0	0
TOTAL	13	0	0	2	2	0.0	0	0	0	0	0	0.0	0	0

CAREER POSTSEASON STATISTICS

Year	GP	GS	Solo	Asst.	Total	Sacks	PD	FF	FR	INT	Yds	Avg.	LG	TD
2014 IND	1	0	0	0	0	0.0	0	0	0	0	0	0.0	0	0
TOTAL	1	0	0	0	0	0.0	0	0	0	0	0	0.0	0	0

SPECIAL TEAMS TACKLES: 8 (2014 - 8)

GETTING TO KNOW HENOC MUAMBA

Favorite team and/or athlete outside of football: San Antonio Spurs/The Big Fundamental Tim Duncan

Favorite musician and/or song: Bizzle

Hobbies outside of football: Motivating others, reading, learning and growing

What is something interesting about you that most people may not know: I'm bilingual, speaking both French and English. French was my first language. I'd rather do simple math in French in my head.

Favorite food: Plantains with pondu

Favorite vacation spot: Australia

If you could have lunch with three people, living or dead, who would they be: Jesus Christ, Michael Jordan and John Maxwell

Favorite movie: *Enemy of the State*, *Inception* and *Batman: The Dark Knight Rises*

What's the one thing you couldn't live without: God

QUICK HITS

Muamba is a native of Zaire, which is now known as the Democratic Republic of the Congo, but grew up in Mississauga, Ontario. He was selected with the first overall pick in the 2011 CFL Draft by the Winnipeg Blue Bombers. In 2013, was named a CFL All-Star and earned the Lew Hayman Trophy, given to the best Canadian player in the East Division.

ADMINISTRATION

COACHING
STAFFFOOTBALL
OPERATIONSBUSINESS
OPERATIONS

PLAYERS

2014 SEASON
IN REVIEWCOLTS
HISTORY

RECORDS

COLTS IN THE
COMMUNITY



JONATHAN NEWSOME

91

OUTSIDE LINEBACKER
6-3 247 BALL STATE

NFL Exp: 2 (2nd Year with Colts)

Born: 1/22/91

How Acquired: D5 – 2014 (166th overall) **GP/GS (Postseason):** 16/1 (3/1)

CAREER TRANSACTIONS:

- Originally selected by the Colts in the fifth round (166th overall) of the 2014 NFL Draft.

PRO CAREER:

- His 6.5 sacks in 2014 led the team and rank third in franchise history among rookies.
- Named AFC Defensive Player of the Week for his 2.0-sack and one forced fumble performance against Tennessee on Dec. 28, 2014.

SINGLE-GAME HIGHS

Tackles:	8 at TEN (12/28/14)
Sacks:	2.0, two times (Last at TEN 12/28/14)
FF:	1, three times (Last at TEN 12/28/14)
FR:	0
INT:	0
PD:	0

2014 (COLTS):

- Competed in all 16 games (one start) in his rookie season and totaled 34 tackles (26 solo), one blocked punt and three forced fumbles. Led the team with 6.5 sacks. Played in all three postseason games and compiled six tackles, 1.0 sack and one forced fumble.
- Was named AFC Defensive Player of the Week (Week 17) for his performance against Tennessee.
- In the Week 1 regular season opener at Denver (9/7), competed at outside linebacker and on special team's in his first career NFL contest. Did not record a tackle in the game.
- In a Week 6 win at Houston (10/9), tallied one tackle and logged his first career sack when he dropped Texans quarterback Ryan Fitzpatrick for a three-yard loss. The sack led to a Texans missed field goal in the fourth quarter.
- Collected four tackles, one quarterback hurry and blocked one punt in a Week 8 loss at Pittsburgh (10/26). The block came at the end of the second quarter and was recovered by defensive tackle Ricky Jean Francois. Indianapolis tallied a field goal on the ensuing possession. It was the team's first blocked punt dating back to Dec. 5, 2010 against Dallas.
- In a Week 9 win at the New York Giants (11/3), compiled seven solo tackles, 2.0 sacks and one forced fumble. The first sack was an eight-yard loss at the end of the second quarter which forced a Giants punt. Added his second sack in the third quarter and forced a fumble on the play, which was recovered by Sergio Brown. Brown returned the fumble 26 yards to the Giants four-yard line. Andrew Luck threw a two-yard touchdown pass to Dwayne Allen on the ensuing possession to give the Colts a 37-10 lead.
- Compiled four tackles, 1.5 sacks and one forced fumble in a Week 13 win against Washington (11/30). Added his first full sack of the game in the second quarter when he dropped Colt McCoy for an eight-yard loss on third down and forced a fumble on the play.
- Made his first career start at RUSH linebacker in place of an injured Bjoern Werner in a regular season finale win at Tennessee (12/28). Finished with eight tackles (seven solo), 2.0 sacks and one forced fumble. It was his third multiple-sack game of the season. Logged a sack-forced fumble in the third quarter that held the Titans to a field goal. On his second sack of the game in the fourth quarter, he brought down Charlie Whitehurst on a fourth down attempt forcing the turnover on downs. Was named AFC Defensive Player of the Week for his performance.
- In his first career postseason game, an AFC Wild Card Playoff win against Cincinnati (1/4/15), totaled one tackle.
- In the team's AFC Divisional Playoff victory at Denver (1/11/15), compiled three tackles, 1.0 sack and one forced fumble. In the second quarter, Newsome sacked Peyton Manning and forced a fumble that was recovered by teammate Jerrell Freeman. The turnover led to a Colts touchdown. The sack and forced fumble were both the first of his postseason career.
- Started his first career postseason contest at RUSH linebacker in the team's AFC Championship Game loss at New England (1/18/15). Finished with two tackles.

**COLLEGE:**

- In two seasons at Ball State, competed in 23 games and totaled 116 tackles, 16.5 sacks, 24.0 tackles for loss, one interception, two forced fumbles and three passes defended.
- Spent the 2009 and 2010 seasons at Ohio State and participated in 18 games, playing primarily on special teams.
- In 2013, was an All-Mid-American Conference first-team choice, a three-time MAC West Division Defensive Player of the Week and was named to the Rotary Lombardi Award and Ted Hendricks Award Preseason Watch Lists.
- Earned 2012 All-MAC Conference second-team accolades.
- Started all 12 games as a senior and totaled 64 tackles, 8.0 sacks, 11.5 tackles for loss, one interception, two forced fumbles and two passes defended.
- In 2012, started 10-of-11 games, including the Beef 'O' Brady's Bowl and finished the season with 52 tackles, 8.5 sacks, 12.5 tackles for loss and one pass defended.
- Ranked third in the MAC and tied for 36th nationally for tackles for loss per game average. Also ranked second in the conference and 20th in the country in sacks per game average.
- Redshirted as a transfer from Ohio State in 2011.
- In 2010, saw action in all 13 games at Ohio State, playing mainly on special teams.
- Played in five games for the Buckeyes mainly on special teams in 2009.

QUICK HITS

As a rookie in 2014, Newsome led the Colts with 6.5 sacks and ranked second among all NFL rookies. He was the only rookie in 2014 to post three multiple-sack games. Newsome's 6.5 sacks ranked third in Colts history for the most by a rookie in a single season.

PERSONAL:

- Attended Glenville High School in Cleveland and totaled 101 tackles and 17.0 sacks as a senior.
- Was a team captain as a senior and was named an All-Ohio second-team choice.
- Participated in the Colts annual playground build.
- Spoke to students at Arsenal Tech, encouraging them to stay in school.
- A native of Cleveland.

CAREER REGULAR SEASON STATISTICS

Year	GP	GS	Solo	Asst.	Total	Sacks	PD	FF	FR	INT	Yds	Avg.	LG	TD
2014 IND	16	1	26	8	34	6.5	0	3	0	0	0	0.0	0	0
TOTAL	16	1	26	8	34	6.5	0	3	0	0	0	0.0	0	0

CAREER POSTSEASON STATISTICS

Year	GP	GS	Solo	Asst.	Total	Sacks	PD	FF	FR	INT	Yds	Avg.	LG	TD
2014 IND	3	1	5	1	6	1.0	0	1	0	0	0	0.0	0	0
TOTAL	3	1	5	1	6	1.0	0	1	0	0	0	0.0	0	0

ADDITIONAL STATISTICS: Blocked a punt by quarterback Ben Roethlisberger at Pittsburgh (10/26/14).

GETTING TO KNOW JONATHAN NEWSOME

Favorite team and/or athlete outside of football: Cleveland Cavaliers and LeBron James

Favorite musician and/or song: Jay-Z

Hobbies outside of football: Spending time with friends and family. Making and producing music.

What is something interesting about you that most people may not know: I have never been fishing

Favorite food: Chicken, steak, burgers (3-way tie), or anything my mom cooks

Favorite vacation spot: Atlanta

If you could have lunch with three people, living or dead, who would they be: Dr. Martin Luther King, Jr., Nelson Mandela and Barack Obama

Favorite movie: *Set It Off*

What's the one thing you couldn't live without: My mom, sister and football

ADMINISTRATION

COACHING
STAFFFOOTBALL
OPERATIONSBUSINESS
OPERATIONS

PLAYERS

2014 SEASON
IN REVIEWCOLTS
HISTORY

RECORDS

COLTS IN THE
COMMUNITY



EARL OKINE

64 DEFENSIVE END

6-6 290 FLORIDA

NFL Exp: 1 (1st Year with Colts)

How Acquired: FA – 2015

Born: 1/4/90

GP/GS (Postseason): 0/0 (0/0)

CAREER TRANSACTIONS:

- Signed by the Colts as a free agent on March 3, 2015.
- Competed with the Brooklyn Bolts of the FXFL in October of 2014.
- Signed by the Orlando Predators of the AFL in 2014.
- Released by the Calgary Stampeders of the CFL on November 18, 2013.
- Signed by Calgary on October 14, 2013.
- Waived by the Houston Texans on August 27, 2013.
- Signed with the Texans as an undrafted free agent on May 10, 2013.


SINGLE-GAME HIGHS
Tackles: N/A

Sacks: N/A

FF: N/A

FR: N/A

Int: N/A

PD: N/A

2014 (BROOKLYN BOLTS, FXFL):

- Competed in four games with the Brooklyn Bolts of the FXFL.

2014 (ORLANDO PREDATORS, AFL):

- Totaled 22 tackles, 5.5 sacks, 7.5 tackles for loss and three passes defended in 16 games as a rookie with the Predators.

2013 (CALGARY STAMPEDERS, CFL):

- Spent one month with the Calgary Stampeders of the CFL.

2013:

- Was signed by the Houston Texans as an undrafted free agent, but was released prior to the start of the regular season.

COLLEGE:

- Appeared in 42 games at Florida, tallying 27 tackles, 2.5 tackles for loss, 1.0 sack, a blocked field goal and one pass defended.
- As a senior in 2012, played in 14 games with 12 tackles, half a tackle for loss and one blocked field goal.
- Played in all 13 games as a junior in 2011 recording eight tackles, one for a loss and one pass defended. Also tied for the team lead with four quarterback hurries.
- Played in 11 games as a sophomore in 2010 recording five total tackles. Played on special teams on punt block and field goal units. Posted the first sack of his career against Kentucky.
- In 2009, played in five games during his redshirt freshman season and tallied the first two tackles of his career as a Gator.
- In 2008, dressed for six games during the season, but did not see game action.

PERSONAL:

- Attended Gainesville High School and was a third-team Class 5-A all-state selection as a senior after collecting 84 tackles and 11.0 sacks. Also caught 15 passes as a tight end.
- Had 87 tackles (50 solo) and 10.0 sacks as a junior.
- Played basketball and lifted weights competitively.
- A native of Gainesville, Fla.




GETTING TO KNOW EARL OKINE

Favorite team and/or athlete outside of football: New York Knicks/Carmelo Anthony

What is something interesting about you that most people may not know: Parents are from Ghana

Favorite food: Pizza

Favorite vacation spot: Ghana



Pro Bowl: 1
2013

MATT OVERTON
45 LONG SNAPPER
6-1 243
WESTERN WASHINGTON

NFL Exp: 4 (4th Year with Colts)

Born: 7/6/85

How Acquired: FA – 2012

GP/GS (Postseason): 48/0 (6/0)

CAREER TRANSACTIONS:

- Signed as a free agent by the Colts on April 2, 2012.
- Signed by the Omaha Nighthawks of the United Football League in 2010.
- Released by the Seattle Seahawks prior to the start of the 2010 regular season.
- Signed by Seattle as a free agent on February 10, 2010.
- Signed by the Florida Tuskers of the UFL in 2009.
- Signed by the Tri-Cities Fever of the af2 in 2008.
- Released by the Seahawks prior to the start of the 2007 regular season.
- Originally signed by Seattle as an undrafted free agent in 2007.

PRO CAREER:

- Was selected to his first Pro Bowl at the conclusion of the 2013 season.
- Has competed in all 48 games he has played in for the Colts.

2014 (COLTS):

- Served as the team's long snapper for all 16 games and all three postseason contests. Snapped for punter Pat McAfee who set franchise single-season records with a 42.8 net punting average and 30 punts pinned inside the 20-yard line. Also snapped for kicker Adam Vinatieri who converted 30-of-31 field goals and all 50 extra points for 140 points on the season. Both McAfee and Vinatieri were named to the Associated Press NFL All-Pro team as well as being voted to the Pro Bowl.
- Snapped for punter Pat McAfee to record his third-highest single-game average (55.3) in a Week 2 contest against Philadelphia (9/15). Also snapped for kicker Adam Vinatieri's two field goals and three extra points while adding one special teams tackle.
- In a Week 3 victory at Jacksonville (9/21) handled long snapping duties for Adam Vinatieri to convert 3-of-3 field goals and all five extra point attempts. Also snapped for Pat McAfee to register two punts for a 53.5-yard average.
- In a Week 8 loss at Pittsburgh (10/26), handled snapping duties for Adam Vinatieri's two field goals and four extra points. Also snapped for Pat McAfee to record three punts for a 51.0 average. Posted two tackles on special teams.
- Was the long snapper for Adam Vinatieri's four field goal and four extra point conversions in a Week 9 victory at the New York Giants (11/3). Also snapped for punter Pat McAfee who totaled six punts for a 40.0 average while pinning three punts inside the 20-yard line.
- Handled snapping duties for Adam Vinatieri's two field goals and two extra points in a Week 11 loss against New England (11/16). Vinatieri set an NFL record with his 17th career 100-point season and remained perfect on the year in field goals and extra points. Snapped for punter Pat McAfee to record a career-best 56.7 average on three kicks. Tied for the team lead with two special teams tackles.
- Was the long snapper for a Week 13 victory against Washington (11/30). Snapped for Pat McAfee who tallied three punts for a 46.0 average. Also snapped for Adam Vinatieri's single-game career-high seven extra points.
- In a Week 15 victory against Houston (12/14), was the long snapper for Adam Vinatieri's 29-yard fourth quarter field goal and two extra points. Snapped for Pat McAfee to total seven punts for a 46.4 average, including four punts pinned inside the 20-yard line.

ADMINISTRATION

COACHING
STAFFFOOTBALL
OPERATIONSBUSINESS
OPERATIONS

PLAYERS

2014 SEASON
IN REVIEWCOLTS
HISTORY

RECORDS

COLTS IN THE
COMMUNITY

- In the team's AFC Wild Card Playoff win against Cincinnati (1/4/15), handled snapping duties for Adam Vinatieri's four field goals and two extra points. Snapped for Vinatieri to convert a 53-yard field goal in the fourth quarter, the longest kick in Colts postseason history. Also handled long snapping duties for punter Pat McAfee to record four punts for a 51.5 average. It was the third-best average for a postseason game in team history as McAfee also registered the longest punt in a postseason game in team history (68 yards).
- Handled snapping duties for Adam Vinatieri's field goal and three extra points and Pat McAfee's four punts in the team's AFC Divisional Playoff victory at Denver (1/11/15).
- In the team's AFC Championship Game loss at New England (1/18/15), snapped for Pat McAfee's five punts for a 49.6 average with a long kick of 58 yards. Also contributed with one special teams tackle.

2013 (COLTS):

- Competed in all 16 games and served as the long snapper for punter Pat McAfee who averaged 46.0 yards per punt and kicker Adam Vinatieri who converted 35-of-40 field goals and all 34 extra point attempts. Also added five special teams tackles.
- Named to the Pro Bowl for the first time in his career.
- Handled snapping duties for Colts kicker Adam Vinatieri to convert 2-of-3 field goal attempts and two extra points against Miami (9/15) in Week 2. Also snapped to punter Pat McAfee who totaled a 51.5 average and a long punt of 60 yards on four kicks.
- In a Week 3 victory at San Francisco (9/22), handled snapping duties for kicker Adam Vinatieri to convert 2-of-3 field goals (41 and 43 yards) while adding three extra points. Also snapped for punter Pat McAfee to average 48.0 yards per punt on four kicks while pinning three punts inside the 20-yard line.
- Snapped for kicker Adam Vinatieri who converted all three of his field goal attempts in a Week 6 loss at San Diego (10/14). Vinatieri split the uprights from 30, 50 and 51 yards. Also handled snapping duties for punter Pat McAfee to average 40.6 yards on five kicks, including two which were pinned inside the 20-yard line.
- Assisted punter Pat McAfee in setting a franchise record with six punts placed inside the 20-yard line while averaging 48.9 yards per kick in a Week 7 win against Denver (10/20). Also handled snapping duties for kicker Adam Vinatieri to split the uprights on all three of his field goals and all four extra points.
- Handled snapping duties for kicker Adam Vinatieri to split the uprights on all three field goals and all three extra points in a Week 11 victory at Tennessee (11/14). Also snapped for punter Pat McAfee who finished with three punts for a 37.0 average.
- In a Week 13 victory against Tennessee (12/1), handled long snapping duties for kicker Adam Vinatieri's five field goals and one extra point. Also snapped for punter Pat McAfee who netted five punts for a 45.4 average. Contributed with one special teams tackle.
- Handled snapping duties for kicker Adam Vinatieri to split the uprights on 3-of-4 field goal attempts and two extra points in a Week 16 victory at Kansas City (12/22). Also snapped for punter Pat McAfee who logged four kicks for a 50.3 average.
- In a Week 17 win against Jacksonville (12/29), snapped for kicker Adam Vinatieri who converted 3-of-3 field goals and three PATs for 12 points. Vinatieri surpassed 2,000 career points as well as moving into fifth place on the NFL's all-time scoring list. Also handled snapping duties for punter Pat McAfee who averaged 47.4 yards on five punts while setting a franchise record with his 27th punt pinned inside the 20-yard line.
- Handled snapping duties during the team's AFC Wild Card victory against Kansas City (1/4/14). Snapped for kicker Adam Vinatieri to convert one field goal and six extra points. Also snapped for punter Pat McAfee to record one punt for 51 yards.
- During the team's AFC Divisional Playoff loss at New England (1/11/14), handled snapping duties for kicker Adam Vinatieri to convert 2-of-2 field goals and two extra points. Also snapped for punter Pat McAfee, who logged a 51.8 average on five punts. Contributed with one tackle on special teams.

2012 (COLTS):

- Appeared in all 16 games and finished third on the team with nine special teams tackles (six solo).
- Snapped for kicker Adam Vinatieri to convert 26-of-33 field goals and all 37 extra point attempts.
- Snapped for punter Pat McAfee to set franchise single-season records in gross punting average (48.2), net punting average (40.3), punts inside the 20 (26) and 50.0-yard gross average games (five).
- In his first career playoff game, handled snapping duties for punter Pat McAfee to average 48.5 yards per punt, which included a long kick of 53 yards at Baltimore (1/6/13). Also snapped for kicker Adam Vinatieri to convert three-of-four field goals accounting for the team's nine points in the loss.

2010 (OMAHA Nighthawks, UFL):

- As a member of the Omaha Nighthawks, was named to the United Football League's top 10 players list in 2010 earning the recognition as the league's best long snapper.
- Helped the team win three of their first four games as an expansion team in 2010.



2009 (FLORIDA TUSKERS, UFL):

- With the Florida Tuskers, was part of a team that recorded a perfect 6-0 record while reaching the UFL Championship Game.

2008 (TRI-CITIES FEVER, IFL):

- Was part of a Tri-Cities Fever team that won four games and finished fifth in the NC West.

2007:

- Was signed by the Seattle Seahawks as an undrafted free agent, but was released prior to the start of the regular season.

COLLEGE:

- Was a team captain and two-year starter at defensive end and long snapper for Western Washington.
- Finished his collegiate career with 5.0 sacks, 7.5 tackles for loss, one interception, one forced fumble and seven passes defended.
- Attended Diablo Valley College from 2003-04 before transferring to Western Washington.

PERSONAL:

- Attended Tracy (Calif.) High School.
- Was an Honorable Mention San Joaquin Athletic Association All-Star as a senior.
- Started and lettered two years as an offensive guard while serving as a co-captain as a senior.
- Also lettered one year in golf and baseball.
- Founder/President of Pros 2 Youth, a non-profit organization based in his hometown of Tracy, Calif.
- Co-owner of Led By Pros Youth Football Academy in Omaha, Neb. with Maurice Clarett.
- Grandson of Washington State Hall of Fame Football Coach Paul Wallrof.
- Father, Tom Overton, played college football at Cal-State Hayward. Son of Lisa Blair and has two siblings, Stefan and Nicole Overton.
- Has volunteered at several functions, including the United Way Cold Feet Warm Shoes event, Horseshoe Helpings, Million Meal Marathon, Hometown Huddle, Pamper Her Pink Dinner and the Colts annual playground build.
- Volunteered for the Kids Against Hunger Million Meal Marathon and Shop With a Colt events.
- Makes several visits to patients at Riley Hospital and was a guest at the Race for Riley event.
- Provided a once in a lifetime experience for Riley Hospital children by supplying suite tickets and limo transportation to a Justin Bieber concert in Indianapolis.
- Served as the emcee for the Bulter University Dance Marathon, benefitting Riley Hospital.
- Was a guest at the Boys and Girls Clubs of Indianapolis Monte Carlo Night.
- Read to students at the Colts Day in Schools event and visited kids at Guion Creek Elementary School and Greenfield Central High School.
- Was a speaker at an NFL PLAY 60 Super School Visit at Brownsburg West Middle School.
- An advocate for the Taco Bell Foundation for teens.
- A morning show personality on 95.5 WFMS The Country Station.
- A native of Tracy, Calif.

CAREER GP/GS (POSTSEASON):

2014 IND: 16/0 (3/0)

2013 IND: 16/0 (2/0)

2012 IND: 16/0 (1/0)

TOTAL: 48/0 (6/0)

SPECIAL TEAMS TACKLES: 20 (2014 - 8, 2013 - 5, 2012 - 9)

POSTSEASON SPECIAL TEAMS TACKLES: 2 (2014 - 1, 2013 - 1)

ADMINISTRATION

COACHING
STAFFFOOTBALL
OPERATIONSBUSINESS
OPERATIONS

PLAYERS

2014 SEASON
IN REVIEWCOLTS
HISTORY

RECORDS

COLTS IN THE
COMMUNITY

**GETTING TO KNOW MATT OVERTON****Favorite team and/or athlete outside of football:** Tiger Woods**Favorite musician and/or song:** Band – Florida Georgia Line. Song – “Bottoms Up” by Brantley Gilbert**Hobbies outside of football:** Going to country concerts, rebuilding my 1972 Chevy C10 pickup, golf, traveling, doing awesome things for deserving people, being in the water and hanging out with my two dogs.**What is something interesting about you that most people may not know:** I’m the best karaoke singer in the world.**Favorite food:** Taco Bell**Favorite vacation spot:** Lake Tahoe, Calif.**If you could have lunch with three people, living or dead, who would they be:** Jesus Christ, Tiger Woods and Carrie Underwood**Favorite movie:** *Heavy Weights***What’s the one thing you couldn’t live without:** Family**JERIS PENDLETON**
61 DEFENSIVE TACKLE
6-2 323 ASHLAND**NFL Exp:** 3 (2nd Year with Colts)**Born:** 11/7/83**How Acquired:** FA – 2015**GP/GS (Postseason):** 5/0 (2/0)**CAREER TRANSACTIONS:**

- Signed by the Colts as a free agent on June 30, 2015.
- Signed to the Colts active roster from the practice squad on December 26, 2013.
- Signed to the Colts practice squad on December 4, 2013.
- Released by the Dallas Cowboys on August 26, 2013.
- Signed by the Cowboys on June 12, 2013.
- Released by the Jacksonville Jaguars on May 22, 2013.
- Selected by the Jaguars in the seventh round (228th overall) of the 2012 NFL Draft.

SINGLE-GAME HIGHS

Tackles:	4 vs. JAX (12/29/13)
Sacks:	0.0
FF:	0
FR:	0
INT:	0
PD:	0

2014 (COLTS):

- Was placed on Injured Reserve on August 12.

2013 (COLTS):

- Made four tackles (two solo) in one regular season game and saw action in both postseason contests, finishing with four tackles and one special teams stop.
- Competed in his first game as a member of the Colts in a Week 17 victory against Jacksonville (12/29). Finished with four tackles in the contest.
- Participated in his first career postseason game during the team’s AFC Wild Card victory against Kansas City (1/4/14) and compiled two tackles.
- In the team’s AFC Divisional Playoff loss at New England (1/11/14), totaled two tackles and added one stop on special teams.

2012 (JAGUARS):

- Appeared in four games and made one solo tackle.
- Made his NFL debut against the New York Jets (12/9), but did not record a tackle.
- Made his first career tackle at Miami (12/16).

**COLLEGE:**

- Played two seasons at Ashland University, serving as a team captain, and totaled 84 tackles, 11 tackles for loss, 6.0 sacks and three forced fumbles, starting all 22 games.
- As a senior in 2011, earned All-Great Lakes Intercollegiate Athletic Conference first-team honors after tallying 49 tackles, 8.5 tackles for loss, 5.0 sacks and a forced fumble.
- In his first season at Ashland in 2010, started all 11 games and tied for the team lead with two forced fumbles to go along with 35 tackles and 1.0 sack.
- As a sophomore in 2009 at Joliet Junior College, started 10 games and earned All-North Central Community College Conference first-team honors and All-America second-team accolades.
- Was a walk-on at Joliet as a freshman in 2008 and tallied 44 tackles, five tackles for loss and 3.0 sacks.

PERSONAL:

- Played tight end and middle linebacker at Dunbar Vocational Career Academy in Chicago.
- Was inducted into Dunbar's Hall of Fame in 2011.
- He and his wife, Ashanti, have two sons, Jeris Jr. and Jamere.
- A native of Chicago.

CAREER REGULAR SEASON STATISTICS

Year	GP	GS	Solo	Asst.	Total	Sacks	PD	FF	FR	INT	Yds	Avg.	LG	TD
2014 IND	INJURED RESERVE													
2013 IND	1	0	2	2	4	0.0	0	0	0	0	0	0.0	0	0
2012 JAC	4	0	1	0	1	0.0	0	0	0	0	0	0.0	0	0
TOTAL	5	0	3	2	5	0.0	0	0	0	0	0	0.0	0	0

CAREER POSTSEASON STATISTICS

Year	GP	GS	Solo	Asst.	Total	Sacks	PD	FF	FR	INT	Yds	Avg.	LG	TD
2014 IND	INJURED RESERVE													
2013 IND	2	0	2	2	4	0.0	0	0	0	0	0	0.0	0	0
TOTAL	2	0	2	2	4	0.0	0	0	0	0	0	0.0	0	0

POSTSEASON SPECIAL TEAMS TACKLES: 1 (2013 - 1)

GETTING TO KNOW JERIS PENDLETON

Favorite team and/or athlete outside of football: Michael Jordan

Hobbies outside of football: Fishing and fun events with my boys

What is something interesting about you that most people may not know: I have two boys, ages 11 and eight. I took six years off before going back to college to play ball.

Favorite food: Steak

If you could have lunch with anybody, living or dead, who would they be: Grandfather (Aaron Walker), cousin (Lorenzo Beasley) and my parents (Jerise and Dennis Pendleton)

Favorite movie: Lone Survivor

What's the one thing you couldn't live without: My family





SHELDON PRICE

40 CORNERBACK

6-2 198 UCLA

NFL Exp: 1 (1st Year with Colts)

Born: 3/26/91

How Acquired: FA – 2013

GP/GS (Postseason): 0/0 (0/0)

CAREER TRANSACTIONS:

- Signed to the Colts active roster from the practice squad on December 15, 2014.
- Signed to the Colts practice squad on September 1, 2014.
- Waived by the Colts on August 30, 2014.
- Signed to the Colts active roster from the practice squad on December 26, 2013.
- Signed to the Colts practice squad on September 1, 2013.
- Waived by the Colts on August 31, 2013.
- Signed by the Colts as an undrafted free agent on April 30, 2013.

SINGLE-GAME HIGHS

Tackles:	N/A
Sacks:	N/A
FF:	N/A
FR:	N/A
Int:	N/A
PD:	N/A

2014 (COLTS):

- Spent the first 14 games of the season on the practice squad.
- Was elevated to the active roster from the practice squad on December 15.
- Was inactive for the last two games of the regular season and all three postseason contests.

2013 (COLTS):

- Was listed as inactive for a Week 17 victory against Jacksonville (12/29).
- Listed as inactive for both postseason games.

COLLEGE:

- Competed in 47 collegiate games (45 starts) at UCLA and totaled 157 tackles (123 solo), five interceptions, two forced fumbles and 21 passes defended.
- Participated in the 2013 East-West Shrine Game.
- As a senior in 2012, tied for the team lead with four interceptions while contributing with 37 tackles and five passes defended.
- Tied the school record for interceptions in a game with three against Houston in 2012.
- As a junior, notched 47 tackles, one interception and two forced fumbles to go along with seven passes defended.
- In his first two seasons with the Bruins, combined to record 73 tackles and nine passes defended.

PERSONAL:

- Attended Bishop Amat High School in La Puente, Calif. and lettered three seasons as a cornerback.
- Was rated as the No. 21 California prospect by *Rivals.com*.
- Was a *PrepStar* All-America selection and was rated as the No. 24 cornerback nationally by Tom Lemming.
- As a senior, recorded 42 tackles, 12 passes defended and one interception in 11 games while returning a blocked field goal for a touchdown.
- Was named an All-Serra League first-team selection as well as garnering All-San Gabriel Valley and All-CIF honors as a senior.
- Earned four letters in track and field and won the 2009 CIF-SS Division III long jump.
- Volunteered at the NFL PLAY 60 Challenge Launch Party as well as the team's annual playground build.
- Served as a reader for the Colts Day in Schools event.
- Participated in the Colts Rookie Community Blitz at Chase Legacy Center.
- Father, Dennis, was a 1988 NFL Draft selection by the Los Angeles Raiders.
- Born in Long Beach, Calif.



CAREER REGULAR SEASON STATISTICS

Year	GP	GS	Solo	Asst.	Total	Sacks	PD	FF	FR	INT	Yds	Avg.	LG	TD
2014 IND														
2013 IND	0	0	0	0	0	0.0	0	0	0	0	0	0.0	0	0
TOTAL	0	0	0	0	0	0.0	0	0	0	0	0	0.0	0	0

CAREER POSTSEASON STATISTICS

Year	GP	GS	Solo	Asst.	Total	Sacks	PD	FF	FR	INT	Yds	Avg.	LG	TD
2014 IND	0	0	0	0	0	0.0	0	0	0	0	0	0.0	0	0
2013 IND	0	0	0	0	0	0.0	0	0	0	0	0	0.0	0	0
TOTAL	0	0	0	0	0	0.0	0	0	0	0	0	0.0	0	0

GETTING TO KNOW SHELDON PRICE

Favorite team and/or athlete outside of football: LeBron James

Favorite musician and/or song: Hip-hop, R&B and oldies

Hobbies outside of football: Hanging with friends, playing PlayStation 4 and listening to music

What is something interesting about you that most people may not know: Extremely close to my sister

Favorite food: Pasta

Favorite vacation spot: Los Angeles

If you could have lunch with three people, living or dead, who would they be: Great grandmother, Dr. Martin Luther King, Jr. and Jackie Robinson

Favorite movie: *Friday*

What's the one thing you couldn't live without: Family



KELCY QUARLES

73 DEFENSIVE TACKLE

6-4 312 SOUTH CAROLINA

NFL Exp: 2 (2nd Year with Colts)

How Acquired: FA – 2014

Born: 1/23/92

GP/GS (Postseason): 2/0 (0/0)

CAREER TRANSACTIONS:

- Signed by the Colts to a reserve/future contract on January 19, 2015.
- Waived by the Colts on November 24, 2014.
- Signed by the Colts from the New England Patriots practice squad on September 16, 2014.
- Signed to the Patriots practice squad on September 6, 2014.
- Waived by New England on September 3, 2014.
- Claimed off waivers by the Patriots on August 31, 2014.
- Released by the New York Giants on August 30, 2014.
- Signed by the Giants as an undrafted free agent on May 12, 2014.

SINGLE-GAME HIGHS

Tackles:	1 at JAX (9/21/14)
Sacks:	1.0 at JAX (9/21/14)
FF:	0
FR:	0
INT:	0
PD:	1 at JAX (9/21/14)

2014 (PATRIOTS/COLTS):

- Participated in two games and totaled one tackle, 1.0 sack and one pass defended.
- Signed to the Colts active roster from the New England practice squad on September 16.
- In his first career NFL game, a Week 3 win at Jacksonville (9/21), finished with one tackle, 1.0 sack and one pass defended. His first career sack came when he brought down Blake Bortles for a six-yard loss in the fourth quarter.

- Participated on the defensive line and on special teams in a Week 4 victory against Tennessee (9/28), but did not record a tackle.
- Was inactive from Weeks 5-12 prior to being released on November 24.

COLLEGE:

- Was a three-year letterman at the University of South Carolina from 2011-2013.
- Played in 35 games (28 starts) and totaled 23.5 tackles for loss and 13.0 sacks.
- Named a First Team All-America selection by *Sporting News* and was a Second Team All-America choice by The Associated Press as a junior in 2013 after leading the Gamecocks with 9.5 sacks and 13.5 tackles for loss.
- Logged 38 tackles, 8.0 tackles for loss and 3.5 sacks as a sophomore in 2012.
- Played in 12 games as a true freshman in 2011, recording 28 tackles and 2.0 tackles for loss.

PERSONAL:

- Attended Fork Union (Va.) Military Academy upon graduating from Greenwood (S.C.) High School.
- Earned all-state honors as a senior in 2009 after tallying 77 tackles (41 solo), 9.0 sacks, 17.5 tackles for loss, four forced fumbles, three fumble recoveries (one for touchdown) and two blocked kicks.
- Was selected to play in the Shrine Bowl of the Carolinas and the U.S. Army All-American Bowl.
- Participated in a Colts Play 60 Challenge event as well as a Veterans Day school visit.
- Volunteered at the Kids Against Hunger Million Meal Marathon and, along with the defensive line, provided pizza, cookies, apparel and a room renovation at Trinity House.
- A native of Hodges, S.C.

CAREER REGULAR SEASON STATISTICS

Year	GP	GS	Solo	Asst.	Total	Sacks	PD	FF	FR	INT	Yds	Avg.	LG	TD
2014 IND	2	0	1	0	1	1.0	1	0	0	0	0	0.0	0	0
TOTAL	2	0	1	0	1	1.0	1	0	0	0	0	0.0	0	0

GETTING TO KNOW KELCY QUARLES

Favorite musician and/or song: Jesse Powell – “You”

Hobbies outside of football: Fishing, cooking and sitting by the water just to think

What is something interesting about you that most people may not know: I love water, fishing and watching *Wicked Tuna*

Favorite food: Grilled chicken

Favorite vacation spot: Tampa, Fla.

If you could have lunch with three people, living or dead, who would they be: Reggie White, my dad and LisaRaye McCoy

Favorite movie: *The Equalizer*

What's the one thing you couldn't live without: I couldn't live without God, of course, but I would have to say without fishing because it calms me down and I just feel at peace.





JOE REITZ

76

GUARD

6-7 323 WESTERN MICHIGAN

NFL Exp: 5 (5th Year with Colts)

Born: 8/24/85

How Acquired: FA – 2010

GP/GS (Postseason): 44/24 (3/3)

CAREER TRANSACTIONS:

- Elevated to the Colts 53-man roster from the practice squad on January 8, 2011.
- Signed to the Indianapolis practice squad on September 19, 2010.
- Claimed off waivers by the Colts from the Miami Dolphins on September 8, 2010 and was waived on September 15, 2010.
- Claimed off waivers by Miami on September 5, 2010 and was waived on September 7, 2010.
- Signed as a free agent with the Baltimore Ravens on January 19, 2010 and was waived on September 4, 2010.
- Signed to the Ravens practice squad on September 7, 2009.
- Signed as a free agent with Baltimore on January 20, 2009 and was waived on September 5, 2009.
- Signed to the Ravens practice squad on September 3, 2008 and was waived on October 1, 2008.
- Originally signed as an undrafted free agent by Baltimore on May 9, 2008 and was waived on September 2, 2008.

SINGLE-GAME HIGHS

Tackles:	1 at JAX (9/21/14)
Sacks:	1.0 at JAX (9/21/14)
FF:	0
FR:	0
INT:	0
PD:	1 at JAX (9/21/14)

2014 (COLTS):

- Completed in 10 games (four starts) and was part of an offensive line that assisted the team in setting a single-season franchise record for net yards (6,506). Started all three postseason contests at right tackle.
- Started at left guard in a Week 6 win at Houston (10/9). Provided time for the offense to generate 456 net yards as Andrew Luck threw for 370 yards and three touchdowns.
- In a Week 7 victory against Cincinnati (10/19), saw action on the offensive line and assisted the Colts in totaling 506 net yards. Blocked for Andrew Luck to record his franchise-tying fifth consecutive 300-yard passing performance.
- Was part of an offensive line that assisted the team in generating 443 net yards while allowing only 1.0 sack in a Week 9 win at the New York Giants (11/3). Provided time for quarterback Andrew Luck to throw four touchdown passes.
- Started at right tackle in a Week 12 victory against Jacksonville (11/23). Helped the offense total 389 net yards as the team's 175 rushing yards was the highest total during the season and the most dating back to a Sept. 22, 2013 in a win at San Francisco (184).
- Blocked for a Colts offense that compiled 487 net yards starting at right guard in a win against Washington (11/30). It was the team's ninth 400-plus net yard performance, which set a franchise single-season record. Provided time for Andrew Luck to throw for 370 yards as he set a career-high with five touchdown passes.
- Started his first career postseason game at right tackle in the team's AFC Wild Card Playoff win against Cincinnati (1/4/15). Helped the offense total 482 net yards, the third-highest total for a postseason game in team history. Was part of an offensive line that allowed only 1.0 sack as Andrew Luck threw for 376 yards.
- In the team's AFC Divisional Playoff victory at Denver (1/11/15), started at right tackle and was part of an offensive line that did not allow a sack as the Colts registered 364 net yards. Blocked for Andrew Luck who threw for 265 yards and two touchdowns in the win.
- Started at right tackle during the team's AFC Championship Game loss at New England (1/18/15) and blocked for a Colts offense that totaled 209 net yards.

2013 (COLTS):

- Participated in 14 games (three starts) on the offensive line and assisted the Colts in averaging 108.9 rushing yards per game, the team's highest total since 2006.
- Earned a start against San Francisco (9/22) in Week 3 when the Colts opened in a tackle eligible set. Helped the

ADMINISTRATION

COACHING
STAFFFOOTBALL
OPERATIONSBUSINESS
OPERATIONS

PLAYERS

2014 SEASON
IN REVIEWCOLTS
HISTORY

RECORDS

COLTS IN THE
COMMUNITY



Colts rush for 184 net yards while providing time for quarterback Andrew Luck to throw for 159 yards. Was part of an offensive line that allowed only 1.0 sack in the victory.

- Saw action on the offensive line in a Week 4 victory at Jacksonville (9/29). Assisted a Colts rushing attack that totaled 157 net yards while providing time for quarterback Andrew Luck to total 257 passing yards and two touchdowns.
- Was part of an offensive line that provided time for the Colts to register 317 total net yards in a victory against Seattle (10/6). Also blocked for a rushing attack that recorded 109 net yards, the team's fifth consecutive contest with 100-plus rushing yards.
- Was part of an offensive line that blocked for quarterback Andrew Luck to throw for 228 yards while recording four total touchdowns in the team's Week 7 win against Denver (10/20). Also blocked for a rushing attack that registered 121 yards.
- Participated on an offensive line that assisted the Colts in totaling 406 net yards in a Week 10 loss against St. Louis (11/10). Also blocked for quarterback Andrew Luck who threw for 353 yards.
- Opened rushing lanes for the Colts to generate 137 rushing yards in a win at Tennessee (11/14). Provided time for the Colts offense to record 366 net yards as quarterback Andrew Luck threw for 232 yards while rushing for one touchdown.
- Started at left guard in a Week 14 loss at Cincinnati (12/8). Was part of an offensive line that did not allow a sack and provided time for quarterback Andrew Luck to throw for 326 yards and four touchdowns.
- Made a start at right guard in a Week 15 victory against Houston (12/15), but left the game with a concussion following the opening offensive possession.
- Listed as inactive for the team's AFC Wild Card Playoff victory against Kansas City (1/4/14).
- Was inactive for the team's AFC Divisional Playoff loss at New England (1/11/14).

QUICK HITS

A native of Fishers, Ind., Reitz was a three-year letterwinner in football and basketball at Hamilton Southeastern High School and was the first player in school history to be named an *Indianapolis Star* Indiana All-Star in basketball. Reitz was offered a football scholarship, but decided to play basketball at Western Michigan.

2012 (COLTS):

- Competed in nine games (eight starts) and was inactive for seven contests.
- Competed in his first game of the season as a reserve on the offensive line at Tennessee (10/28).
- Made his first start of the season at left guard against Miami (11/4) and provided time for quarterback Andrew Luck to set an NFL rookie record for passing yards in a single game (433).
- Started at left guard at New England (11/18) and blocked for a Colts offense to total 448 yards of net offense.
- Started at left guard and assisted the Colts in totaling 459 net yards at Detroit (12/2). Left the game in the second quarter with a head injury.
- Started at left guard and opened rushing lanes for running back Vick Ballard to total a season-high 105 yards in the team's loss at Houston (12/16).
- Blocked for quarterback Andrew Luck to throw for 205 yards and set a new NFL record for passing yards by a rookie in the team's victory at Kansas City (12/23) starting at left guard.
- Listed as inactive for the team's AFC Wild Card Playoff loss at Baltimore (1/6/13).

2011 (COLTS):

- Competed in 11 games (nine starts) while being inactive for another five contests.
- Made his NFL debut at Houston (9/11), starting at left guard.
- Started against Cleveland (9/18) and provided rushing lanes for the Colts to total 110 yards.
- Provided time for quarterback Curtis Painter to establish career highs in passing yards (281), touchdowns (two) and passer rating (99.4) at Tampa Bay (10/3).
- Started at left guard against Tennessee (12/18) and helped open rushing lanes for running back Donald Brown to set a career-high with 161 rushing yards on 16 carries.

2010 (COLTS):

- Was inactive for the season opener at Houston (9/12) and spent the remainder of the regular season on the practice squad.
- Was elevated to the 53-man roster for the team's AFC Wild Card Playoff game against the New York Jets (1/8/11), but was inactive.

2009 (RAVENS):

- Spent the entire season on the Ravens practice squad.



2008 (RAVENS):

- Spent a portion of the season on the Ravens practice squad before being placed on Injured Reserve on October 1.

COLLEGE:

- Was offered a football scholarship, but decided to play basketball at Western Michigan.
- Started 126-of-128 career games and finished third in school history in scoring (1,713 points) and rebounding (939).
- Named a three-time All-MAC and two-time Academic All-America selection.
- Holds a degree in finance.

PERSONAL:

- Attended Hamilton Southeastern High School in Fishers, Ind.
- Was a three-year letterwinner in football and basketball.
- Was the first player in school history to be named an *Indianapolis Star* Indiana All-Star in basketball.
- Hosted a youth football camp at Hamilton Southeastern High School, St. Louis de Montfort Catholic School and Our Lady of Mount Carmel in Carmel, Ind.
- Working with Knights of Columbus, hosted a Special Olympics mini combine at the Colts practice facility.
- Visited Riley Hospital for Children to spread cheer during the holidays.
- Read to students as part of the Colts Day in Schools event and was a reader for Read Across America Week.
- Serves as a Colts Community Ticket Block Sponsor.
- Was a guest speaker for All Pro Dad's Chapter Breakfast at Hazel Dell Elementary School.
- Active in Christian outreach efforts and Indianapolis CYO programs.
- For the last three years, has hosted a Tackling Homelessness Event for Horizon House with his wife, Jill.
- Reitz and his wife, Jill, have two daughters, Juliana and Virginia, and one son, A.J. They reside in Zionsville, Ind.
- A native of Fishers, Ind.

CAREER GP/GS (POSTSEASON):

2014 IND: 10/4 (3/3)

2013 IND: 14/3 (0/0)

2012 IND: 9/8 (0/0)

2011 IND: 11/9

2010 IND: 0/0 (0/0)

2009 BAL: 0/0

2008 BAL: 0/0

TOTAL: 44/24 (3/3)

GETTING TO KNOW JOE REITZ

Favorite team and/or athlete outside of football: Cincinnati Reds and Indiana Pacers

Favorite musician and/or song: Anything country

What is something interesting about you that most people may not know: I finished Top 10 (ninth) in a statewide math contest in sixth grade

Favorite food: Mexican

Favorite vacation spot: The beach

If you could have lunch with three people, living or dead, who would they be: Jesus Christ, George Washington and Julius Caesar

Favorite movie: *Hoosiers*

What's the one thing you couldn't live without: My wife and kids

ADMINISTRATION

COACHING
STAFFFOOTBALL
OPERATIONSBUSINESS
OPERATIONS

PLAYERS

2014 SEASON
IN REVIEWCOLTS
HISTORY

RECORDS

COLTS IN THE
COMMUNITY



ERIK SWOOPE

86

TIGHT END
 6-5 243 MIAMI (FL)

NFL Exp: 1 (1st Year with Colts)

Born: 5/8/92

How Acquired: FA – 2014

GP/GS (Postseason): 0/0 (0/0)

CAREER TRANSACTIONS:

- Signed by the Colts to a reserve/future contract on January 19, 2015.
- Signed by the Colts as an undrafted free agent on May 13, 2014.

2014 (COLTS):

- Spent the entire season on the Colts practice squad.

COLLEGE:

- Was a four-year standout on the University of Miami basketball team.
- Has not played organized football at any level of his athletic career, but his athleticism gives him the chance to make the transition to football similar to the paths of former Colts tight end Marcus Pollard and San Diego Chargers tight end Antonio Gates.
- With the Hurricanes, started 27-of-110 games and totaled 291 career points, 186 rebounds, 37 steals, 31 assists and 25 blocks in 1,190 minutes.
- Connected on 51.9 percent from the field and 57.7 percent from the free throw line.

PERSONAL:

- Attended Harvard-Westlake High School in Studio City, Calif.
- Was named a Mission League Most Valuable Player by the *Los Angeles Daily News*. The paper also referred to him as the “most dominant boys basketball player” in the San Fernando Valley.
- As a senior, averaged 21.8 points, 8.9 rebounds, 1.6 assists and 1.5 blocks per game, converting 71 percent from the foul line.
- Registered 16 games of 20-or-more points, including eight games with 30-plus points.
- Participated in the Colts Day in Schools event.
- Son of Gerald and Denise Swoope. Has an older brother, Devin.
- A native of Lake Elsinore, Calif.

U SINGLE-GAME HIGHS

Rec:	N/A
Yards:	N/A
TDs:	N/A
LG:	N/A
Rush:	N/A
Yards:	N/A
TDs:	N/A
LG:	N/A

U QUICK HITS U

Swoope was a four-year standout on the University of Miami basketball team and had not played any organized football prior to his rookie season in 2014. With the Hurricanes, he started 27 games and totaled 291 career points, 186 rebounds, 37 steals, 31 assists and 25 blocks in 1,190 minutes.

CAREER REGULAR SEASON STATISTICS

Year	RECEIVING					RUSHING						
	GP	GS	No.	Yards	Avg.	LG	TD	No.	Yards	Avg.	LG	TD
2014 IND												
TOTAL	0	0	0	0	0.0	0	0	0	0	0.0	0	0

PRACTICE SQUAD



GETTING TO KNOW ERIK SWOOPE

Favorite team and/or athlete outside of football: Los Angeles Lakers and Kobe Bryant

Favorite musician and/or song: G-Eazy feat. E-40 – “Far Alone”

Hobbies outside of football: Yoga

What is something interesting about you that most people may not know: I used to compete in dog shows with my aunt

Favorite food: Baked brie from Perricone’s in Miami, Fla.

Favorite vacation spot: I dream to one day go to the Maldives

If you could have lunch with three people, living or dead, who would they be: Kobe Bryant, Erykah Badu and Dave Chappelle

Favorite movie: *Pulp Fiction*

What’s the one thing you couldn’t live without: Trader Joe’s



DONALD THOMAS
66 GUARD
 6-4 303 CONNECTICUT

NFL Exp: 8 (3rd Year with Colts)

Born: 9/25/85

How Acquired: UFA – 2013 (NE)

GP/GS (Postseason): 45/23 (2/0)

CAREER TRANSACTIONS:

- Signed by the Colts as an unrestricted free agent on March 13, 2013.
- Signed by the New England Patriots on November 23, 2011.
- Released by the Patriots on November 21, 2011.
- Signed by New England as a free agent on September 14, 2011.
- Released by the Detroit Lions on September 3, 2011.
- Signed by the Lions as a free agent on November 23, 2010.
- Released by the Miami Dolphins on September 4, 2010.
- Selected by the Dolphins in the sixth round (195th overall) of the 2008 NFL Draft.

2014 (COLTS):

- Spent the 2014 season on Injured Reserve.

2013 (COLTS):

- Made his first start in a Colts uniform in the regular season opener against Oakland (9/8). Blocked for a Colts rushing attack that totaled 127 yards. Also provided time for quarterback Andrew Luck to complete 78.3 percent of his passes while throwing for 178 yards, two touchdowns and rushing for a score.
- Started a Week 2 contest against Miami (9/15) at left guard prior to leaving the game in the first quarter.
- Was placed on Injured Reserve on September 17.

2012 (PATRIOTS):

- Played in all 16 regular season games with seven starts, one at right guard and six at left guard. Also played on special teams and right guard in short-yardage situations.
- Appeared as a reserve offensive lineman in both postseason games.
- Made six starts at left guard at Buffalo (9/30), against the Jets (10/21), at St Louis (10/28), against Indianapolis (11/18), and at the New York Jets (11/22).
- Started one game at right guard against Arizona (9/16).
- Started at left guard on the line that paved the way for two 100-yard rushers and a win at Buffalo (9/30).

2011 (PATRIOTS):

- Appeared in 10 games with one start at left guard. Was inactive for three games and active but did not play in one game.
- Played mainly on special teams, also seeing time in short-yardage situations and at fullback.

- Inactive for all three Patriots postseason games.
- Released by the Patriots on November 21, but was signed back to the team two days later.
- Made his first start in a Patriots uniform at left guard against Miami (12/24).

2010 (LIONS):

- Went to training camp with Miami but was released on September 4 prior to the start of the regular season.
- Was signed by Detroit on November 23 and was inactive for the final six games of the season.

2009 (DOLPHINS):

- Played in all 16 games with 12 starts at right guard.
- Anchored an offensive line that led the way for 239 rushing yards against Indianapolis (9/21).
- Helped the Dolphins rush for 250 yards against Buffalo (10/4).

2008 (DOLPHINS):

- Earned the starting right guard position as a rookie out of training camp.
- Started the season opener against the New York Jets (9/7) at right guard before leaving the game with a foot injury.
- Was placed on Injured Reserve on September 9.

COLLEGE:

- Was a four-year letterman at the University of Connecticut.
- Started 13 games as a senior in 2007.
- Named a First Team All-Big East Conference selection.
- Played in 10 games with two starts as a junior in 2006.
- Began his junior season playing on special teams and at tight end before moving to guard.
- Originally joined the team as a walk-on, playing defensive tackle and end for the scout team in 2003.

PERSONAL:

- Earned a total of eight varsity letters at Hill Regional Career Magnet High School in New Haven, Conn., including four as a center in basketball and four more as a pitcher and first baseman in baseball.
- Member of the National Honor Society.
- Earned a degree in political science from UConn.
- Supports Boys II Men Inc., a community organization committed to the development and individual strengths of young men.
- Thomas found football while playing basketball. A former high school baseball and basketball player who had never played football at any level, Thomas arrived at the University of Connecticut. He was playing pick-up basketball with several members of the UConn football team who convinced him to join the team. After meeting with coaches, Thomas walked on to the team as a defensive lineman for the scout team in 2003. He redshirted a year before contributing on special teams. In 2007, he got his chance to play offensive guard.
- Serves as a Colts Community Ticket Block Sponsor.
- Donald and his wife have one son, Deegan Charles Thomas.
- Born Donald Grant Thomas in New Haven, Conn.

CAREER GP/GS (POSTSEASON):

2014 IND: 0/0 (0/0)
 2013 IND: 2/2 (0/0)
 2012 NE: 16/7 (2/0)
 2011 NE: 10/1 (0/0)
 2010 DET: 0/0
 2009 MIA: 16/12
 2008 MIA: 1/1

TOTAL: 45/23 (2/0)

GETTING TO KNOW DONALD THOMAS

Favorite team and/or athlete outside of football: New York Knicks

Favorite musician and/or song: Jamie Foxx

Hobbies outside of football: Spending time with my wife and family and playing Xbox

Favorite food: Okra

Favorite movie: *The Shawshank Redemption*



HUGH THORNTON

69 GUARD

6-3 324 ILLINOIS

NFL Exp: 3 (3rd Year with Colts)

Born: 6/28/91

How Acquired: D3 – 2013 (86th overall)

GP/GS (Postseason): 24/20 (2/2)

CAREER TRANSACTIONS:

- Selected by the Colts in the third round (86th overall) of the 2013 NFL Draft.

2014 (COLTS):

- Competed in 10 games (eight starts) and was part of an offensive line that assisted the team in setting a single-season franchise record for net yards (6,506). Was inactive for the AFC Wild Card Playoff contest against Cincinnati before being placed on Injured Reserve.
- Started at guard in the team's Week 1 meeting at Denver (9/7) and provided time for the Colts to total 408 net yards of offense. Blocked for Andrew Luck to complete 35-of-53 passes for 370 yards and two touchdowns.
- In a Week 2 meeting against Philadelphia (9/15), started at right guard and was part of an offensive line that did not allow a sack. Opened rushing lanes for Colts running backs to net 169 rushing yards.
- Started at right guard and helped the Colts total 529 yards of net offense in a 44-17 victory against Jacksonville (9/21). Blocked for Andrew Luck to record 370 net passing yards while throwing four touchdown passes.
- Started at right guard in the team's Week 5 win against Baltimore (10/5) and helped the Colts gain 432 yards of net offense as Andrew Luck threw for 312 yards and one touchdown. Was part of an offensive line that allowed only 1.0 sack.
- In a Week 7 victory against Cincinnati (10/19), started at right guard and provided time for the Colts to register 506 net yards. Blocked for Andrew Luck, who threw for his franchise-tying fifth consecutive 300-plus yard passing performance.
- Started at right guard in a Week 8 loss at Pittsburgh (10/26). Provided time for the Colts offense to total 448 net yards as Andrew Luck threw for 400 yards and three touchdowns.
- Assisted a Colts offense that generated 389 net yards starting at right guard in a Week 12 victory against Jacksonville (11/23). The team's 175 rushing yards was the highest total during the season and the most dating back to a Sept. 22, 2013 in a win at San Francisco (1/84).
- Listed as inactive for the team's AFC Wild Card Playoff win against Cincinnati (1/4/15).
- Placed on Injured Reserve on January 6, 2014.

2013 (COLTS):

- Started 12-of-14 games he participated in as a rookie and blocked for a Colts rushing attack that generated an average of 108.9 yards per game. Also provided time for quarterback Andrew Luck who threw for 3,822 yards and 23 touchdowns.
- Participated on special teams in his first career NFL contest in the team's regular season opener against Oakland (9/8).
- In a Week 2 contest against Miami (9/15), filled in for an injured Donald Thomas in the first quarter and helped the Colts record 133 rushing yards and a 5.1 average. Also blocked for Andrew Luck to throw for 321 yards and one touchdown.
- Made the first start of his NFL career at left guard in the team's Week 3 contest at San Francisco (9/22). Blocked for a Colts rushing attack that posted 184 net rushing yards. Was part of an offensive line that allowed only 1.0 sack in the victory.
- Started at left guard in the team's Week 4 victory at Jacksonville (9/29). Opened rushing lanes for the Colts to tally 157 net rushing yards.
- Helped block for Andrew Luck to throw for 228 yards while contributing with four total touchdowns (three passing, one rushing). Also blocked for a Colts rushing attack that tallied 121 yards.
- Started at left guard and provided time for a Colts offense that compiled 406 yards of net offense in a Week 10 loss against St. Louis (11/10).
- Blocked for a Colts offense that totaled 366 net yards of offense, making a start at left guard in a Week 11 win at

ADMINISTRATION

COACHING
STAFFFOOTBALL
OPERATIONSBUSINESS
OPERATIONS

PLAYERS

2014 SEASON
IN REVIEWCOLTS
HISTORY

RECORDS

COLTS IN THE
COMMUNITY



Tennessee (11/14). Was part of an offensive line that opened rushing lanes for Indianapolis to record 137 net yards.

- In a Week 15 victory against Houston (12/15), started at left guard and was part of an offensive line that allowed only 1.0 sack.
- Assisted a Colts rushing attack that totaled 152 yards, the team's ninth 100-plus-yard game of the season.
- Started at left guard and was part of an offensive line that allowed only 1.0 sack in a Week 17 win against Jacksonville (12/29). Also blocked for a Colts offense that totaled 379 yards of net offense as Andrew Luck threw for 282 yards and one touchdown.
- Started at left guard during the team's Wild Card Playoff win against Kansas City (1/4/14) and was part of an offensive line that allowed only 1.0 sack while assisting a Colts offense that recorded 536 total net yards, which set a franchise record for a postseason game and tied for the ninth-most in NFL postseason history. Also blocked for Andrew Luck who threw for 443 yards and four touchdowns, which were both the second-highest totals for a postseason game in team history.
- Provided time for a Colts offense that posted 386 total net yards making a start at left guard during the team's AFC Divisional Playoff loss at New England (1/11/14).

QUICK HITS

In high school, Thornton was an Idaho state heavyweight wrestling champion and ranked third in the state of Ohio in wrestling as a heavyweight.

COLLEGE:

- Played in the 2013 Senior Bowl.
- An All-Big Ten second-team choice by the league's coaches and an honorable mention selection by the media in 2012.
- Played in 42 career games, making 35 starts at both guard and tackle.
- Helped lead Illinois to back-to-back bowl victories in 2010 (Texas Bowl) and 2011 (Kraft Fight Hunger Bowl).
- Helped pave the way for the Big Ten's top rushing offense in 2010 (241.1 ypg.). The Illini broke school records for points in a season (423) and points per game (32.5) that year.

PERSONAL:

- Earned first-team all-state honors as well as first-team all-conference and all-county accolades at Oberlin (Ohio) High School.
- Ranked as the No. 34 offensive tackle in the nation and No. 29 in the state of Ohio by *Rivals.com*.
- Was named the Lorain County Lineman of the Year.
- A one-time Idaho state heavyweight wrestling champion.
- Ranked third in the state of Ohio in wrestling as a heavyweight.
- Moved to Oberlin from Idaho for his senior year of high school.
- Participated in the NFL PLAY 60 Super School Visit at Brownsburg West Middle School.
- Served as a read for the Colts Day in Schools event.
- Participated in the Colts Rookie Community Blitz at Chase Legacy Center.
- Majored in sociology at Illinois.
- A native of Boise, Idaho.

CAREER GP/GS:

2014 IND: 10/8 (0/0)

2013 IND: 14/12 (2/2)

TOTAL: 24/20 (2/2)

GETTING TO KNOW HUGH THORNTON

Favorite team and/or athlete outside of football: Chicago Blackhawks

Favorite musician and/or song: Damian "Jr. Gong" Marley

Hobbies outside of football: Fishing, cooking and camping

Favorite vacation spot: Jamaica



ZURLON TIPTON

37 RUNNING BACK

6-0 230 CENTRAL MICHIGAN

NFL Exp: 2 (2nd Year with Colts)

Born: 4/27/90

How Acquired: FA – 2014

GP/GS (Postseason): 6/0 (3/0)

CAREER TRANSACTIONS:

- Signed to the Colts active roster from the practice squad on November 22, 2014.
- Signed to the Colts practice squad on September 11, 2014.
- Waived by the Colts on September 9, 2014.
- Signed by the Colts as an undrafted free agent on May 13, 2014.

2014 (COLTS):

- Completed in six games during his rookie season and totaled 10 carries for 18 yards while contributing with six receptions for 68 yards and one touchdown. Also added three special teams stops. In three postseason games, totaled 18 carries for 68 yards and one touchdown and caught three passes for 22 yards.
- Participated in his first career NFL game in a Week 12 victory against Jacksonville (11/23). Saw action on special teams.
- Finished with two special teams tackles in a Week 14 victory at Cleveland (12/7).
- Saw his first career action at running back in a Week 16 loss at Dallas (12/21). Finished with one carry and caught four passes for 23 yards and one touchdown. The receiving touchdown was the first of his career.
- In a Week 17 victory at Tennessee (12/28), entered the game in the second half and finished with nine carries for 21 yards while adding two receptions for 45 yards with a career-long catch of 32 yards.
- In his first career postseason contest, an AFC Wild Card Playoff win against Cincinnati (1/4/15), tallied 11 carries for 40 yards and added one reception for six yards. Also contributed with one kickoff return for nine yards.
- In the team's AFC Divisional Playoff victory at Denver (1/11/15), totaled two carries for 14 yards and caught one pass for 12 yards. Returned one kickoff for no gain.
- Contributed with five carries for 14 yards and one touchdown and added one reception for four yards in the team's AFC Championship Game loss at New England (1/18/15). Scored his first career rushing touchdown in the second quarter to cut New England's lead to 14-7. Contributed with one special teams tackle.

COLLEGE:

- Ranks fourth in Central Michigan history with 34 career rushing touchdowns.
- As a senior, was named to the Doak Walker Award Watch List while earning the 2013 CMU Gridiron Gladiator Award.
- As a team captain last season, rushed for 398 yards on 74 attempts while leading the team with a 5.4 yards per rush average and eight touchdowns.
- In a Senior Day victory over Eastern Michigan, rushed for 216 yards on 20 carries while adding four touchdowns and a career-long 86-yard score.
- In 2012, was named a Second Team All-MAC recipient while being selected as the CMU Most Valuable Player.
- His 1,492 rushing yards in 2012 ranked fourth in Central Michigan history while his 19 rushing and 20 total touchdowns tied for the second-most ever by a Chippewa.
- Finished the regular season having recorded seven-straight 100-yard games.

PERSONAL:

- Attended Parkway Christian High School in Sterling Heights, Mich. and was a four-year letterman in three sports – football, basketball and track and field.

SINGLE-GAME HIGHS

Att:	9 at TEN (12/28/14)
Yards:	21 at TEN (12/28/14)
TDs:	0
LG:	9 at TEN (12/28/14)
Rec:	4 at DAL (12/21/14)
Yards:	45 at TEN (12/28/14)
TDs:	1 at DAL (12/21/14)
LG:	32 at TEN (12/28/14)

ADMINISTRATION

COACHING
STAFFFOOTBALL
OPERATIONSBUSINESS
OPERATIONS

PLAYERS

2014 SEASON
IN REVIEWCOLTS
HISTORY

RECORDS

COLTS IN THE
COMMUNITY

- Was the captain of his team in 2008.
- Ranks in the top 20 in state history in eight categories, including single-season rushing yards (1,607) and rushing touchdowns (25) and career rushing yards (5,115) and rushing touchdowns (76).
- Was a four-time all-conference selection and three-time conference MVP. Also earned all-state honors from the *Detroit Free Press* and *Detroit News* in 2008.
- Was a two-time Associated Press All-State choice and was selected to play in the 2009 Michigan High School Football Coaches Association All-Star Game.
- Volunteered for a Shop With a Colt event.
- A native of Detroit.

CAREER REGULAR SEASON STATISTICS

Year	RUSHING							RECEIVING				
	GP	GS	No.	Yards	Avg.	LG	TD	No.	Yards	Avg.	LG	TD
2014 IND	6	0	10	18	1.8	9	0	6	68	11.3	32	1
TOTAL	6	0	10	18	1.8	9	0	6	68	11.3	32	1

CAREER POSTSEASON STATISTICS

Year	RUSHING							RECEIVING				
	GP	GS	No.	Yards	Avg.	LG	TD	No.	Yards	Avg.	LG	TD
2014 IND	3	0	18	68	3.8	11	1	3	22	7.3	12	0
TOTAL	3	0	18	68	3.8	11	1	3	22	7.3	12	0

CAREER POSTSEASON RETURN STATISTICS

Year	GP	GS	PR	FC	Yards	Avg.	LG	TD	KR	Yards	Avg.	LG	TD
2014 IND	3	0	0	0	0	0.0	0	0	2	9	4.5	9	0
TOTAL	3	0	0	0	0	0.0	0	0	2	9	4.5	9	0

SPECIAL TEAMS TACKLES: 3 (2014 - 3)

POSTSEASON SPECIAL TEAMS TACKLES: 1 (2014 - 1)

GETTING TO KNOW ZURLON TIPTON
Favorite team and/or athlete outside of football: LeBron James and Peyton Manning

Favorite musician and/or song: Lil Wayne

Hobbies outside of football: Gaming and Xbox One


What is something interesting about you that most people may not know: My grandma taught me how to stitch things together

Favorite food: Chicken

Favorite vacation spot: Fiji

If you could have lunch with three people, living or dead, who would they be: Michael Jackson, Eddie Murphy and Barack Obama

Favorite movie: *Saving Private Ryan*
What's the one thing you couldn't live without: Chicken

GREG TOLER

28 CORNERBACK

6-0 190 ST. PAUL'S

NFL Exp: 7 (3rd Year with Colts)
How Acquired: UFA – 2013 (ARI)

Born: 1/2/85
GP/GS (Postseason): 62/37 (6/4)

CAREER TRANSACTIONS:

- Signed by the Colts as an unrestricted free agent on March 13, 2013.
- Originally selected by the Arizona Cardinals in the fourth round (131st overall) of the 2009 NFL Draft.

2014 (COLTS):

- Started all 15 games he played in at cornerback at compiled 62 tackles (53 solo), two interceptions (one returned for a touchdown), 1.0 sack, one forced fumble and 10 passes defended. Also started all three postseason games and totaled 18 tackles (16 solo) and four passes defended.
- Started at cornerback in the team's Week 1 contest at Denver (9/7). Totaled four solo tackles and led the team with three passes defended.
- In a Week 2 loss against Philadelphia (9/15), started at cornerback and finished with one tackle, one interception and one pass defended. The interception was the seventh of his career as he has posted picks in back-to-back home season openers (Oakland, 2013).
- Started at cornerback in a Week 3 victory at Jacksonville (9/21) and totaled five tackles, one tackle for loss, one interception and two passes defended. Posted the team's fifth touchdown of the game when he returned an interception 47 yards for a score. The interception return for a touchdown was the third of his career and his first since Dec. 16, 2012 against Detroit. The pick-six marked the third consecutive game at Jacksonville that the Colts returned an interception for a touchdown.
- In a Week 8 loss at Pittsburgh (10/26), compiled a season-high eight solo tackles and one tackle for loss starting at left cornerback.
- Started at left cornerback in a Week 11 loss against New England (11/16) and finished with eight tackles (six solo).
- In a Week 13 victory against Washington (11/30), started at left cornerback and contributed with five tackles, 1.0 sack and one forced fumble. Added his first sack of the season and the second of his career when he dropped Colt McCoy for a 16-yard loss in the fourth quarter. He also forced a fumble on the play. The sack led to an eventual Redskins punt.
- In the team's AFC Wild Card Playoff win against Cincinnati (1/4/15), started at left cornerback and totaled two tackles while leading the team with three passes defended.
- Started at left cornerback in the team's AFC Divisional Playoff victory at Denver (1/11/15) and recorded six tackles (five solo) and one pass defended. Was part of a defense that held the Broncos to 288 net yards.
- Compiled 10 tackles (nine solo) and one tackle for loss starting at left cornerback in the team's AFC Championship Game loss at New England (1/18/15).

2013 (COLTS):

- Completed in nine games (seven starts) and posted 24 tackles (17 solo), one interception and seven passes defended.
- Made his first start as a member of the Colts at cornerback in the regular season opener against Oakland (9/8). Intercepted his first pass of the season in the first quarter and added a team-leading two passes defended and three solo tackles.
- Against Miami (9/15) in Week 2, finished with five tackles (four solo) and a team-leading two passes defended.
- In the team's Week 3 victory at San Francisco (9/22), notched three solo tackles. Was part of a secondary that limited 49ers quarterback Colin Kaepernick to two completions in the first half and 139 total net passing yards.

SINGLE-GAME HIGHS

Tackles:	11 at STL (9/12/10)
Sacks:	1.0, two times (Last: vs. WAS 11/30/14)
FF:	1, three times (Last: vs. WAS 11/30/14)
FR:	1 at ATL (9/19/10)
Int:	1, eight times (Last: at JAX 9/21/14)
PD:	3, three times (Last: at DEN 9/7/14)

ADMINISTRATION

COACHING
STAFFFOOTBALL
OPERATIONSBUSINESS
OPERATIONS

PLAYERS

2014 SEASON
IN REVIEWCOLTS
HISTORY

RECORDS

COLTS IN THE
COMMUNITY

- Ranked third on the team with seven tackles (two solo) while adding two passes defended in the team's Week 5 victory against Seattle (10/6).
- In a Week 7 victory against Denver (10/20), was part of a secondary that held the Broncos and quarterback Peyton Manning to 2013 single-game first half lows in net yards (134) and net passing yards (101).
- Started his first career postseason contest at left cornerback during the team's AFC Wild Card Playoff victory against Kansas City (1/4/14). Finished with two tackles prior to leaving the game with a groin injury.
- Placed on Injured Reserve on January 6.

QUICK HITS

When the Arizona Cardinals drafted Toler out of Saint Paul's College, a Division II school outside Lawrenceville, Va., he became the first player from the school ever taken in the NFL Draft. He will remain the only player drafted from the school, as they discontinued their football program in July of 2011.

2012 (CARDINALS):

- Played in 11 games (two starts), totaling 27 tackles (25 solo), nine passes defended and two interceptions, including one returned for a touchdown. Added one solo tackle on special teams.
- Notched seven solo tackles, two passes defended and his first interception of the season against Miami (9/30).
- Started at cornerback at Atlanta (11/18) and posted four tackles and one pass defended.
- Totaled two tackles and one pass defended in back-to-back games at the New York Jets (12/2) and at Seattle (12/9).
- In Week 15 against Detroit (12/16), intercepted a Matthew Stafford pass in the Arizona end zone and established a new franchise record when he returned it 102 yards for a touchdown. The return tied for the fourth-longest in NFL history and was the longest since safety Ed Reed returned an interception 107 yards for a touchdown on Nov. 23, 2008 against Philadelphia.

2011 (CARDINALS):

- Suffered a left knee injury during a preseason contest against San Diego (8/27) and missed the entire season after being placed on Injured Reserve on August 29.

2010 (CARDINALS):

- Started a career-best 13-of-14 games played, missing two games with a foot injury.
- Tallied 64 tackles (60 solo), nine passes defended, two interceptions, including one returned for a touchdown, two forced fumbles, one fumble recovery and 1.0 sack. Also added four special teams tackles.
- Made his first career start and registered a team-high 11 solo tackles and one forced fumble in the season opener at St. Louis (9/12).
- Recorded a team-high two special teams tackles to go with six solo tackles and his first career fumble recovery at Atlanta (9/19).
- Registered three tackles, two passes defended and tied for the team lead with two special teams tackles against Oakland (9/26).
- Tallied his first career sack as well as seven tackles, a team-high two passes defended and one forced fumble at San Diego (10/3). The fumble was returned 42 yards for a touchdown by safety Kerry Rhodes to tie the game at 7-7 in the second quarter.
- With Arizona up 23-13 in the fourth quarter against New Orleans (10/10), intercepted a Drew Brees pass at the Arizona 39-yard line. The interception marked the first fourth quarter interception by Brees in 26 games.
- Recorded six tackles and his first career touchdown on a 66-yard interception return against Dallas (12/25). The 66-yard interception return for a touchdown was Arizona's longest since Dominique Rodgers-Cromartie's 99-yard return on Dec. 7, 2008 against St. Louis.

2009 (CARDINALS):

- Saw action in 13 regular season games and was inactive for three contests.
- Totaled nine tackles (eight solo), two passes defended and one interception in the regular season. Added nine tackles (five solo) and one pass defended in two postseason games.
- Posted six special teams tackles.
- Played in his first career game at Jacksonville (9/20).
- Registered his first special teams tackle of his career against Indianapolis (9/27).
- Recorded two tackles and his first career interception against St. Louis (12/27).
- Notched seven tackles and one pass defended in the regular season finale against Green Bay (1/3/10).
- Played in his first career postseason game, but did not register any statistics in an NFC Wild Card Playoff contest against Green Bay (1/10/10).
- Led all Arizona defensive backs with nine tackles in an NFC Divisional Playoff game at New Orleans (1/16/10).

**COLLEGE:**

- Started 40 collegiate games and established school records with 16 interceptions and 38 passes defended at Saint Paul's.
- Was a three-time First Team All-CIAA selection earning the award as a freshman, sophomore and senior.
- Established school and CIAA records with eight blocked kicks during his career, returning a blocked field goal 82 yards for a touchdown.
- Earned First Team HBCU All-America honors as a senior in 2008 after establishing career highs with 51 tackles, six interceptions and 13 passes defended.
- Was named the Virginia Small School Defensive Player of the Year.
- As a senior, tied for ninth in the nation and second in the league with seven interceptions and set the school record with three blocked kicks, returning one blocked punt for a touchdown.
- Earned notice with his standout showings in the East Coast Bowl (two interceptions, seven tackles and a pass defended) and Cactus Bowl (interception returned 51 yards for a touchdown and eight tackles) All-Star Games, earning MVP honors in both.

PERSONAL:

- Attended Northwestern High School in Hyattsville, Md.
- Was a two-time all-metro choice as a cornerback, wide receiver and return specialist.
- After graduating from Northwestern High School, played semi-pro football for the D.C. Explosion before getting a chance to play at Saint Paul's.
- When Arizona drafted him out of Saint Paul's College, a Division II school outside Lawrenceville, Va., he became the first player from the school ever taken in the NFL Draft. He will remain the only player drafted from the school, as they discontinued their football program in July of 2011.
- Returned to St. Paul's in 2011 and graduated with a degree in criminal justice and a minor in sociology in May of 2012.
- A native of Washington, D.C.

CAREER REGULAR SEASON STATISTICS

Year	GP	GS	Solo	Asst.	Total	Sacks	PD	FF	FR	INT	Yds	Avg.	LG	TD
2014 IND	15	15	53	9	62	1.0	10	1	0	2	47	23.5	47t	1
2013 IND	9	7	17	7	24	0.0	7	0	0	1	26	26.0	26	0
2012 ARI	11	2	25	2	27	0.0	9	0	0	2	102	51.0	102t	1
2011 ARI	INJURED RESERVE													
2010 ARI	14	13	60	4	64	1.0	9	2	1	2	66	33.0	66t	1
2009 ARI	13	0	8	1	9	0.0	2	0	0	1	0	0.0	0	0
TOTAL	62	37	163	23	186	2.0	37	3	1	8	241	30.1	102t	3

CAREER POSTSEASON STATISTICS

Year	GP	GS	Solo	Asst.	Total	Sacks	PD	FF	FR	INT	Yds	Avg.	LG	TD
2014 IND	3	3	16	2	18	0.0	4	0	0	0	0	0.0	0	0
2013 IND	1	1	2	0	2	0.0	0	0	0	0	0	0.0	0	0
2009 ARI	2	0	5	4	9	0.0	1	0	0	0	0	0.0	0	0
TOTAL	6	4	23	6	29	0.0	5	0	0	0	0	0.0	0	0

SPECIAL TEAMS TACKLES: 11 (2012 - 1, 2010 - 4, 2009 - 6)

GETTING TO KNOW GREG TOLER

Favorite team and/or athlete outside of football: Team – Los Angeles Lakers. Player – Penny Toler (ex-Los Angeles Sparks player and first player to score a basket in the WNBA).

Favorite musician and/or song: "Never Would Have Made It" by Marvin Sapp

Hobbies outside of football: Movies, shopping, fishing and cooking

What is something interesting about you that most people may not know: I wear a new pair of shoes every day of the week.



Favorite food: Jamaican Oxtail (Caribbean dish)

Favorite vacation spot: Canada

If you could have lunch with three people, living or dead, who would they be: Tupac Shakur, Steve Jobs and Harriet Tubman

Favorite movie: *Paid in Full* and *Scarface*

What's the one thing you couldn't live without: My children



ADAM VINATIERI

4

KICKER

6-0 206

SOUTH DAKOTA STATE

NFL Exp: 20 (10th Year with Colts)**Born:** 12/28/72**How Acquired:** UFA – 2006 (NE)**GP/GS (Postseason):** 290/0 (30/0)**CAREER TRANSACTIONS:**

- Signed by the Colts as an unrestricted free agent on March 22, 2006.
- Signed as a free agent by the New England Patriots on June 28, 1996.
- Originally signed as a free agent with Amsterdam of the World League in 1996.

PRO CAREER:

- Selected to three Pro Bowls in 2002, 2004 and 2014.
- A three-time Associated Press NFL All-Pro team selection (2002, 2004 and 2014). In 2014, joined Pat McAfee as just the fourth punter-kicker duo from the same team to both earn recognition in the same season.
- Named to the 2014 PFWA All-NFL Team.
- Has hit two last-minute game-winning field goals in the Super Bowl (Super Bowl XXXVI vs. St. Louis on Feb. 3, 2002, and Super Bowl XXXVIII vs. Carolina on Feb. 1, 2004) and has been part of four Super Bowl Championship teams including Super Bowl XXXVI, Super Bowl XXXVIII, Super Bowl XXXIX and Super Bowl XLI.
- Is the only kicker in NFL history to record successful field goals in four Super Bowls (XXXVI, XXXVIII, XXXIX and XLI) and is the only kicker in league history to have played in five Super Bowls.
- Became the seventh player in NFL history to reach 2,000 career points.
- Has converted 478-of-571 career field goals for an 83.7 percentage, which currently ranks 14th all-time in the NFL.
- Has totaled 2,146 career points (including one two-point conversion), which ranks fourth in league annals and first among active players in the AFC.
- Has totaled 17 100-plus point seasons (1996-2008, 2010, 2012-14), which set an NFL record, surpassing Jason Elam's previous mark of 16.
- Led the NFL in field goal percentage and points scored in 2004 having converted 31-of-33 field goals (93.9%) and all 48 PATs for 141 points. His 31 field goals tied a career-high which he originally set in 1998. Also led the league in field goal percentage in 2010 (92.9) and 2014 (96.8).
- In his career, is responsible for 24 game-winning field goals in the final minute of the fourth quarter or overtime.
- Split the uprights on a career-best 57-yard field goal at Chicago on Nov. 10, 2002.
- Set an NFL postseason record with his 30th game played (Jerry Rice, 29) in Indianapolis' AFC Championship Game appearance at New England on Jan. 18, 2015.
- Holds NFL postseason records with 56 field goals made, 68 field goal attempts, 66 extra points, 234 career points, 30 consecutive games scoring, 49 seasonal points and is tied for the most field goals made in a postseason game with five (vs. Indianapolis, 1/18/04 and at Baltimore, 1/13/06).
- Set a new team record for the longest field goal in postseason history with a 53-yard conversion in the fourth quarter of an AFC Wild Card Playoff win against Cincinnati (1/4/15).
- Has scored at least one point in 177 consecutive regular season games. The streak dates back to Sept. 14, 2003 against Philadelphia.
- Converted 35 consecutive field goals from Dec. 22, 2013 - Dec. 28, 2014. It's the longest streak of his career surpassing his previous best of 25 from Nov. 24, 1996 - Nov. 9, 1997. It's also the second longest streak in franchise history (Mike Vanderjagt, 42) and the fourth-longest streak in NFL history.
- Converted 33 consecutive field goals in the regular season at Lucas Oil Stadium dating back to the 2009 season. The streak ended with his second quarter miss against Houston (12/22/11).
- Became the first player in NFL history to record 900 points with two different teams (New England) and 200 field

SINGLE-GAME HIGHS

FGA:	6 vs. JAX (9/22/96)
FGM:	5, three times (Last: vs. TEN 12/1/13)
LG:	57 at CHI (11/10/02)
Pts:	17 at BUF (11/14/04)
XPM:	7 vs. WAS (11/30/14)
XPA:	7 vs. WAS (11/30/14)
KO:	9 at NYJ (9/15/02)
TB:	5 at DEN (10/29/06)



- goals made with two different teams.
- Against San Diego on Oct. 14, 2013, converted two field goals of 50-plus yards (50 and 51) in a single game for the first time in his career.
- Tied an NFL record for successful field goals made from 40-49 yards in a single game during a Dec. 1, 2013 win against Tennessee.
- Has earned AFC Special Teams Player of the Week honors on 15 occasions, NFL Player of the Week honors one time (playoffs) and is a three-time AFC Special Teams Player of the Month candidate (2004, 1999, 1998).

2014 (COLTS):

- Converted 30-of-31 field goals and all 50 extra points for 140 points. Led the league in field goal percentage (96.8) while ranking third in points and tied for sixth in field goals made. In three postseason games, split the uprights on 5-of-7 field goals (long of 53 yards) and six extra points.
- Was selected to his third career Pro Bowl and was named to the Associated Press NFL All-Pro Team and PFWA All-NFL Team. Joined Pat McAfee as just the fourth punter-kicker duo from the same team to both earn AP All-Pro recognition in the same season.
- Topped 100 points for the 17th season, which set an NFL record, surpassing Jason Elam's previous mark of 16.
- Converted 35 consecutive field goals from Dec. 22, 2013 - Dec. 28, 2014. It's the longest streak of his career surpassing his previous best of 25 from Nov. 24, 1996 - Nov. 9, 1997. It's also the second longest streak in franchise history (Mike Vanderjagt, 42) and the fourth-longest streak in NFL history.
- Became the first player in NFL history to record 900 points with two different teams (New England) and 200 field goals made with two different teams.
- Set an NFL postseason record with his 30th game played (Jerry Rice, 29) in Indianapolis' AFC Championship Game appearance at New England on Jan. 18, 2015.
- In the team's Week 1 meeting at Denver (9/7), split the uprights on a 25-yard field goal and three extra points for six total points. With his field goal in the third quarter, tallied his 541st career field goal attempt, which surpassed Jason Elam for the ninth-most in NFL history. His three extra points tied Mike Vanderjagt (149) for the most consecutive PATs in team history.
- Converted 2-of-2 field goals and three PATs against Philadelphia (9/15). With his first extra point attempt in the first quarter, passed Jason Hanson (673) for sole possession of fifth place in career attempts NFL history. He also surpassed Mike Vanderjagt for the most consecutive PATs made in team history. With three extra points, Vinatieri passed Jason Hanson (665) for the fifth-most in NFL history.

QUICK HITS

Entering the 2015 season, Vinatieri holds 2,146 career points which ranks fourth in NFL history. He is five points away from moving into third place all-time in NFL history.

In 2014, Vinatieri recorded his 17th 100-plus point season (1996-2008, 2010, 2012-14), which set an NFL record, surpassing Jason Elam's previous mark of 16. He also became the first player in NFL history to record 900 points with two different teams (New England) and 200 field goals made with two different teams.

Vinatieri converted 35 consecutive field goals from Dec. 22, 2013 - Dec. 28, 2014. It's the longest streak of his career surpassing his previous best of 25 from Nov. 24, 1996 - Nov. 9, 1997. It's also the second longest streak in franchise history (Mike Vanderjagt, 42) and the fourth-longest streak in NFL history.

Vinatieri has hit two last-minute game-winning field goals in the Super Bowl (Super Bowl XXXVI vs. St. Louis on Feb. 3, 2002, and Super Bowl XXXVIII vs. Carolina on Feb. 1, 2004) and has been part of four Super Bowl Championship teams including Super Bowl XXXVI, Super Bowl XXXVIII, Super Bowl XXXIX and Super Bowl XLI. He is the only kicker in NFL history to record successful field goals in four Super Bowls (XXXVI, XXXVIII, XXXIX and XLI) and is the only kicker in league history to have played in five Super Bowls.

Vinatieri holds several career NFL postseason records, including games played, points scored and field goals made.

MOST CAREER GAMES PLAYED IN POSTSEASON, NFL HISTORY

Player	Years	Games
Adam Vinatieri	1996-2014	30
Jerry Rice	1985-2004	29
D.D. Lewis	1968-1981	27

MOST CONSECUTIVE GAMES SCORING IN POSTSEASON, NFL HISTORY

Player	Years	Games
Adam Vinatieri	1996-2014	30
David Akers	1998-2013	24
George Blanda	1949-1975	19

MOST CONSECUTIVE GAMES SCORING FIELD GOALS IN POSTSEASON, NFL HISTORY

Player	Years	Games
Adam Vinatieri	2005-2014	13
Tony Fritsch	1972-1979	13
Adam Vinatieri	1997-2004	12
Jason Elam	1997-2008	11



- In a Week 3 victory at Jacksonville (9/21) split the uprights on 3-of-3 field goals and all five extra point attempts. Talled a 48-yard field goal on the opening offensive possession and added conversions of 43 yards and 25 yards in the second quarter. Following his second kick of 43 yards, passed Matt Stover for fourth place in NFL history in career field goals made between 40-49 yards. With five extra point attempts, passed Jason Elam (679) for fourth place in career PAT attempts NFL history.
- Converted 2-of-2 field goals and all five PATs for 11 points in a Week 4 win against Tennessee (9/28). With five extra points made, passed Jason Elam (675) for fourth place in NFL history. Added field goals of 31 and 30 yards in the second quarter marking his 13th and 14th consecutive field goals made dating back to Dec. 22, 2013 at Kansas City.
- Converted 2-of-2 field goals and three PATs for nine points in a Week 6 win at Houston (10/9). Following his first extra point of the game in the first quarter, became the first player in NFL history to score 900 career points with two different teams. With his 34-yard field goal in the second quarter, passed John Carney (2,062) for the fourth-most career points scored in NFL history.
- In a Week 7 victory against Cincinnati (10/19), converted both field goal attempts and all three extra points for nine points. With two field goals made (23 and 50), passed John Kasay (461) for the sixth-most field goals converted in NFL history. With his 50-yard field goal in the fourth quarter, tied John Carney, Steve Christie, Mason Crosby, Al Del Greco and Eddie Murray (21) for 17th place all-time in NFL history. The 50-plus yard attempt also moved him in sole possession of second place in team history surpassing Mike Vanderjagt (21).
- Converted 2-of-2 field goals and four PATs for 10 points in a Week 8 loss at Pittsburgh (10/26). Became the first kicker in NFL history to log more than 200 field goals with two different teams (236 with New England).
- In a Week 9 win at the New York Giants (11/3), converted 4-of-4 field goals and four PATs for 16 points. His four field goals marked a season-high and his most dating back to Dec. 1, 2013 against Tennessee. Set a new career-best field goal streak with his 26th straight conversion with his 43-yard field goal in the fourth quarter. With four field goals attempts, passed Jan Stenerud (558) for eighth place in NFL history. With his second extra point of the game in the third quarter, reached 700 career PATs.
- Converted 2-of-2 field goals and two PATs for eight points in a Week 11 loss against New England (11/16). Gave Indianapolis its first points of the game with a 31-yard field goal at the 4:19 mark in the first quarter and became the fourth player in league history to reach 2,100 career points. Tied Nick Lowery and Matt Prater for 15th place all-time in NFL history with 22 career field goals made from 50-plus yards. Following his second extra point of the game in the fourth quarter, Vinatieri notched his eighth point and recorded his 17th career 100-point season (1996-2008, 2010, 2012-14), which set an NFL record.
- In a Week 12 victory against Jacksonville (11/23), converted 3-of-3 field goals and two PATs for 11 points. With his first field goal of the game (46 yards), took sole possession of second place for the longest streak of consecutive field goals made in franchise history with 29. He finished the game with three-straight field goals improving his streak to 31. With his 20-yard field goal at the end of the second quarter, surpassed Matt Stover for fifth place in NFL history in career field goals made. He also passed Stover and John Kasay for sixth place in career field goal attempts.
- Split the uprights on all seven of his extra point attempts in a Week 13 win against Washington (11/30). Set a single-game career-high with seven extra points made and attempted. The seven PATs are also tied for the third most in a game in franchise history. It's the highest total of extra points for the Colts dating back to Nov. 14,

QUICK HITS

MOST CAREER POINTS SCORED IN POSTSEASON, NFL HISTORY

Player	Years	Points
Adam Vinatieri	1996-2014	234
David Akers	1998-2013	175
Gary Anderson	1982-2004	153

MOST CAREER FIELD GOALS MADE IN POSTSEASON, NFL HISTORY

Player	Years	FGM
Adam Vinatieri	1996-2014	56
David Akers	1998-2013	39
Gary Anderson	1982-2004	32

MOST CAREER FIELD GOALS ATTEMPTS IN POSTSEASON, NFL HISTORY

Player	Years	FGA
Adam Vinatieri	1996-2014	68
David Akers	1998-2013	47
Gary Anderson	1982-2004	40

MOST CAREER PATS MADE IN POSTSEASON, NFL HISTORY

Player	Years	PATs
Adam Vinatieri	1996-2014	66
David Akers	1998-2013	58
Gary Anderson	1982-2004	57

Vinatieri is a three-time Associated Press NFL All-Pro team selection (2002, 2004 and 2014). In 2014, he joined Pat McAfee as just the fourth punter-kicker duo from the same team to both earn recognition in the same season.



2004 against the Houston Texans. With seven PATs, topped 700 career extra points.

- In a Week 14 victory at Cleveland (12/7), converted 2-of-2 field goals and one PAT for seven points. With his 51-yard field goal in the third quarter, tied Rian Lindell and Josh Scobee (23) for 14th place all-time in NFL history in conversions from 50-plus yards. Took sole possession of second place for the most 50-yard field goals made in Colts history and set a new franchise record for the most consecutive 50-plus yard field goals made. Added his second field goal from 33 yards in the fourth quarter to cut Cleveland's lead to 21-19. With the kick, passed Matt Stover (146) for fifth place in NFL history in kicks made between 30-39 yards.
- Converted his lone field goal attempt (29 yards) while adding two extra points in a Week 15 win against Houston (12/14). Added a 29-yard field goal in the fourth quarter to give the Colts a 17-10 lead. With the conversion, he took sole possession of fourth place in NFL history for the longest streak of consecutive field goals made with 34.
- Converted 2-of-3 field goals and three PATs for nine points in a Week 17 victory at Tennessee (12/28). Concluded the regular season with 140 points, the third-highest total in a single season in franchise history. On his first extra point of the game in the first quarter, improved his streak of consecutive games scoring at least one point to 177. Gave the Colts a 17-7 lead in the second quarter with his 23-yard field goal conversion. It was his 35th consecutive field goal made dating back to 2013. In the third quarter, missed a 46-yard attempt ending his consecutive field goal streak at 35, the fourth longest streak in NFL history. Converted a 26-yard field goal at the start of the fourth quarter to give the Colts a 20-10 lead. With the kick, he tied John Carney for the fourth-most field goals made in NFL history.
- In an AFC Wild Card Playoff victory against Cincinnati (1/4/15), converted 4-of-4 field goals and two PATs for 14 points against the Bengals. His 14 points are the third-most by a player in a single-game in Colts postseason history and the second-most by a kicker in a single-game (Adam Vinatieri, 15 at Baltimore on 1/13/07). His four field goals made were the second-most by a kicker in Colts postseason history and his four field goal attempts tied for the second-most in a single game. Set a new team record for the longest field goal in postseason history with a 53-yard conversion in the fourth quarter. The kick topped his previous team record of 52 yards (at Baltimore on 1/6/13). Moved into sole possession of second place for the most career postseason games played in NFL history. With 14 points scored against Cincinnati, improved his NFL record of career postseason points to 227. With his first extra point of the game, improved his NFL record of consecutive postseason games scoring at least one point to 28. He also moved into a tie for second place in NFL history for consecutive games converting at least one field goal to 12 with his 38-yard conversion in the second quarter.
- Converted 1-of-2 field goals and three PATs for six points in the team's AFC Divisional Playoff win at Denver (1/11/15). Tied Jerry Rice for the most games played in NFL postseason history with 29. With one field goal, moved into a tie for first place in NFL history in consecutive postseason games converting at least one field goal (13).
- In the team's AFC Championship Game loss at New England (1/18/15), finished with one extra point and missed a 51-yard field goal attempt in the first quarter. Passed Jerry Rice for sole possession of first place for the most games played in NFL postseason history with 30. With one point scored, improved his NFL record of career postseason points to 234. Improved his NFL record of consecutive postseason games scoring at least one point to 30. Without a field goal, remains tied with Tony Fritsch for the NFL record with 13 consecutive games having converted at least one field goal. Continues to hold NFL postseason records for field goals made (56) and field goals attempted (68). Improved his NFL record for the most career postseason extra points to 66.

2013 (COLTS):

- Converted 35-of-40 field goals and all 34 extra point attempts for 139 points. His field goal and field goal attempt totals established new career highs while his point total ranked as the second-highest for a single season (141 in 2004).
- Recorded his 16th 100-plus point season, which tied Jason Elam for the most in NFL history.
- Became the seventh player in NFL history to reach 2,000 career points.
- Moved into fifth place on the NFL's all-time scoring list at the conclusion of the regular season.
- Was named AFC Special Teams Player of the Week on two occasions (Weeks 11 and 17).
- In the regular season opener against Oakland (9/8), finished the game with three extra points and passed John Carney for eighth place all-time in league history. He also improved his streak of consecutive games scoring to 147 while tallying a point in his 100th consecutive game with the Colts.
- Against Miami (9/15) in Week 2, converted 2-of-3 field goal attempts while adding two PATs against the Dolphins for eight points. He passed Lou Michaels for the second-most extra points made in franchise history (264).
- Converted 2-of-3 field goals against San Francisco in Week 3 (9/22). His first kick (43 yards) gave the Colts a 10-7 lead in the second quarter and was his first field goal attempt at Candlestick Park. Added his second field goal (41 yards) in the third quarter to give Indianapolis a 13-7 advantage. With three extra points, moved past Lou Michael (270) for the second-most PAT attempts in Colts history.
- Converted 2-of-2 field goals and two PATs for eight points against the Seahawks (10/6) in Week 5. He split the uprights on his first attempt of 41 yards in the second quarter to cut Seattle's lead to 19-17 and added a 49-yard kick in the fourth quarter to seal a 34-28 victory. With his first extra point of the game in the first quarter,

passed Norm Johnson (638) for seventh place on the league's all-time PAT list.

- Split the uprights on all three field goal attempts for nine points in a Week 6 loss at San Diego (10/14). Gave the Colts a 3-0 lead when he converted on a 30-yard attempt on the team's opening offensive possession of the game. The field goal marked the third time this season the Colts tallied points on their opening offensive drive. Notched his second successful kick at the end of the second quarter with a 50-yard conversion and added a 51-yard attempt in the fourth quarter. The two field goals of 50-plus yards gave him 10 total as a member of the Colts. It also marked the first time in his career that he converted two field goals of 50-plus yards in a single game.
- In a Week 7 victory against Denver (10/20), converted all three field goals and all four PATs for 13 points. Gave the Colts their first points of the game with a 27-yard field goal in the first quarter. Split the uprights on his second attempt of 52 yards in the fourth quarter, which gave the Colts a 36-17 lead. It was his third field goal of 50-plus yards in the season. His third kick of the night, a 42-yard conversion gave Indianapolis a two possession lead (39-30) with 5:57 remaining in the contest. With four PATs against the Broncos, he passed Lou Groza (641) for the sixth-most in NFL history.
- Converted 2-of-3 field goals and one PAT for seven points against Houston (11/3). With seven points, passed Marvin Harrison (778) for the third-most points in Colts history.
- In a Week 11 victory at Tennessee (11/14), converted 3-of-3 field goals and three PATs for 12 points. With his second field goal of the game (30 yards) as time expired in the second half, he passed Dean Biasucci (783) for the second-most points scored in Colts history. Split the uprights on his third field goal of the game (50 yards) to give the Colts a 23-17 lead in the third quarter. The kick tied his career-high for 50-yard field goals in a single season (four in 2012). The field goal also marked his 20th career conversion from 50-plus yards, which ranks tied for 21st in NFL history. With three extra point attempts, passed Lou Groza (657) for the sixth-most PAT attempts in NFL history. Earned AFC Special Teams Player of the Week accolades for his performance.
- In a Week 13 victory against Tennessee (12/1), converted 5-of-5 field goals and one PAT for 16 points. With his second kick from 48 yards, became the second player in NFL history to score 800 points with two different teams. Notched his third field goal in the second quarter (45 yards) to give the Colts a 9-7 lead. It was the second time in his career that he split the uprights on three field goals of 40-plus yards in a single contest. Added a 37-yard field goal as time expired in the second quarter and tied his career-high for field goals made in the first half of a single game (four). Also hit four first half field goals as a member of the Patriots on Sept. 11, 2000 against the New York Jets and Nov. 7, 2004 against the St. Louis Rams. Tied his career-high and a franchise record with his fifth field goal conversion (49 yards) in the third quarter. Recorded his 100th point of the season, which tied him with Jason Elam for the most 100-point seasons in NFL history (16). On the kick, tied an NFL record for successful field goals made from 40-49 yards (tied with nine other players) in a single game. With five field goals in the game, passed Jason Elam (436) for seventh place in NFL history in all-time field goals made. Also passed John Kasay (120) for fifth place in league history in successful kicks made between 40-49 yards.
- Split the uprights on four extra points in a Week 14 loss at Cincinnati (12/8). With four points, passed John Kasay (1,970) for eighth place on the NFL's all-time scoring list.
- Converted 3-of-3 field goals and two PATs for 11 points in a Week 15 victory against Houston (12/15). Logged a 37-yard field goal in the second quarter and passed Dean Biasucci (176) for the second-most field goals made in franchise history.
- In a Week 16 victory at Kansas City (12/22), split the uprights on 3-of-4 field goals and two PATs for a total of 11 points. Converted his first field goal of the game in the second quarter (46 yards) and passed Jason Elam (1,983) for sole possession of seventh place on the NFL's all-time scoring list. With his third successful kick of the game (30 yards), Vinatieri set a new single-season career-high for field goals made (32) topping his previous mark of 31 which was set in 1998 and 2004. He has also converted at least three field goals in a single game this season on seven occasions.
- Split the uprights on 3-of-3 field goals and three PATs for 12 points in a Week 17 win against Jacksonville (12/29). With his 26-yard field goal as time expired in the second quarter, became the seventh player in NFL history to reach 2,000 career points. Passed George Blanda (2,002) and Matt Stover (2,004) for the fifth-most points scored in NFL history. Finished the season with 139 points, which is the third-highest point total by a member of the Colts in a single season, passing Cary Blanchard's 135 in 1996. The total also marked the second-highest single-season point total of his career (141 in 2004). With three field goals against Jacksonville, moved into sole possession of third place for the most field goals made in a single season in franchise history. His 35 field goals were a personal career best. Improved his streak of consecutive games having scored at least one point to 161. Was named AFC Special Teams Player of the Week for his performance for the second time in 2013.
- Played in his 26th career postseason game during the team's AFC Wild Card Playoff victory against Kansas City (1/4/14), which ranks tied for fourth in the NFL. Converted one field goal and six PATs for a total of nine points. Split the uprights on a 37-yard field goal in the second quarter to cut the Chiefs lead to 24-10. His six extra points ranked as the second-most for a single-game in team postseason history. He also tied David Akers (58) for the most career PATs in NFL postseason history.

ADMINISTRATION

COACHING
STAFFFOOTBALL
OPERATIONSBUSINESS
OPERATIONS

PLAYERS

2014 SEASON
IN REVIEWCOLTS
HISTORY

RECORDS

COLTS IN THE
COMMUNITY



- During the team's AFC Divisional Playoff loss at New England (1/11/14), converted 2-of-2 field goals and two PATs for eight points. Split the uprights on an extra point following the team's first touchdown of the game and took sole possession of first place on the NFL's all-time postseason extra point list, topping David Akers' old record of 58. His 36-yard field goal in the second quarter cut New England's lead to 21-10. Added his second field goal of the game (21 yards) on the team's first offensive drive in the third quarter to trim the Patriots' lead to 21-15. Played in his 27th career postseason game, which ranks tied for the second-most in NFL history with D.D. Lewis.

2012 (COLTS):

- In 16 games, converted 26-of-33 field goals (78.8%), including a long of 53 yards, and was successful on all 37 extra points for 115 total points.
- Ranked eighth among AFC kickers and 16th among NFL kickers in scoring.
- Topped 100 points for the season for the 15th time in his career, which ranks second behind Jason Elam's 16 seasons.
- Became the 11th player in NFL history with 600-plus career PAT attempts in the season opener at Chicago (9/9).
- Notched the game-winning 53-yard kick with eight seconds remaining in the fourth quarter against Minnesota (9/16), which was the longest game-winning field goal of his career.
- Became the eighth player in NFL history with 400 career field goals at Tennessee (10/28). He also exceeded 1,800 points for his NFL career. Following his PAT attempt after Delone Carter's game-tying touchdown, Vinatieri became the 10th player in NFL history with 600 extra points for a career. Vinatieri competed in his 250th NFL game, which ranked second among active players (Jason Hanson).
- With five points at Detroit (12/2), he passed Lenny Moore (678) for fourth place on the team's all-time scoring list.
- Tied his season-long field goal with a 53-yard kick in the fourth quarter to give the Colts a 24-23 advantage against Tennessee (12/9). The field goal moved him into third place in franchise history in 50-plus-yard field goals (eight), passing Raul Allegre and Cary Blanchard.
- Tallied four extra points against Houston (12/30) and passed Dean Biasucci (255) for third in Colts history in career PATs.
- Split the uprights on three-of-four field goal attempts in the team's AFC Wild Card Playoff loss at Baltimore (1/6/13). With the kicks, he recorded his 25th consecutive postseason game having scored at least one point, which is an NFL record. Improved his NFL record of field goals made in the postseason to 48. With his 52-yard field goal in the second quarter, has now converted four-of-five field goals from 50-plus yards in the postseason, which is a new NFL postseason record. The 52-yard kick was also the longest of his postseason career. Ended the game having converted 22-of-24 field goal attempts in the postseason as a member of the Colts. With nine points, he improved his current NFL postseason record to 196.

2011 (COLTS):

- In 16 games, converted 23-of-27 field goal attempts and all 24 extra points for 93 total points.
- Split the uprights on all four field goal attempts, including a 52-yarder against Cleveland (9/18). His 52-yard long was his longest field goal since 2008 when he converted from the same distance against New England (11/2/08).
- Connected on a 53-yard field goal against Kansas City (10/9), which was tied for the fourth-longest kick of his career (regular and postseason).
- Made his only field goal attempt at Tennessee (10/30), which moved him above the 1,700-point plateau and extended his streak of consecutive games scoring to 122.
- Split the uprights on field goals of 43 and 31 yards against Carolina (11/27) and moved past Nick Lowery (1,711) for ninth place on the NFL's all-time career points list.
- Remained perfect in field goal attempts in his career against Baltimore (10 kicks), having split the uprights on a 22-yard kick at the Ravens (12/11).
- Hit on field goals of 23, 32, 47 and 31 yards against Houston (12/22). With his 47-yard field goal in the third quarter, Vinatieri (385) surpassed Nick Lowery (383) for eighth place on the NFL's all-time field goals list. Missed a 42-yard attempt at the end of the first half, which ended his streak of 33 consecutive field goals made at Lucas Oil Stadium in the regular season.
- Scored the Colts first points of the game with a 48-yard field goal in the second quarter at Jacksonville (1/11/12), extending his consecutive games scoring streak to 130. Also connected on a 20-yard field goal in the third quarter.

2010 (COLTS):

- Appeared in all 16 games and converted 26-of-28 field goals and all 51 PATs for 129 points.
- Named AFC Special Teams Player of the Week for his performances against Cincinnati (11/14) and Tennessee (1/2).
- His point total marked the second-highest of his career (141 in 2004) and his extra point total set a career-best.

- Became the seventh NFL kicker in league history to record 500-plus points with two different teams.
- Split the uprights on two field goals and three PATs at Denver (9/26).
- Converted four field goals and one extra point against Kansas City (10/10).
- Made two field goals at Washington (10/17) and surpassed Al Del Greco (347) to move into 11th place in NFL history for most field goals made.
- Notched three field goals on three attempts and three PATs against Houston (11/1). Surpassed Al Del Greco (1,584) for the 13th most kicking points in NFL history.
- Surpassed Eddie Murray (1,594) for the 12th most kicking points in league history and tied Murray (352) for 11th in most field goals made with one field goal and three PATs at Philadelphia (11/7).
- Was named AFC Special Teams Player of the Week with three field goals and two PATs against Cincinnati (11/14). Became the 12th NFL kicker with 1,600-plus career points.
- Hit three field goals and three extra points at Tennessee (12/9) to surpass 100 points for the 14th time in his career.
- Was named AFC Special Teams Player of the Week after booting three field goals and two PATs against Tennessee (1/2/11), and his 43-yarder at the final gun was his 23rd career game-winning field goal.
- Split the uprights on three field goal attempts while adding one PAT in the AFC Wild Card Playoffs against the New York Jets (1/8/11).

2009 (COLTS):

- Saw action in six games, appearing in the first five and was inactive for the remaining contests.
- Named to the NFL's All-Decade Team as well as *Sporting News* and *Sports Illustrated* NFL All-Decade Team (2000-09).
- Converted seven-of-nine field goals and 17 PATs for 38 points.
- Split the uprights on two field goals and three PATs at Miami (9/21).
- Was two-of-two in field goal attempts with the addition of four extra points against Seattle (10/4).
- Was inactive for the postseason against Baltimore in the AFC Divisional Playoffs (1/16/10), the New York Jets in the AFC Championship Game (1/24/10) and Super Bowl XLIV vs. New Orleans (2/7/10).

2008 (COLTS):

- Played in 16 games and was 20-of-25 in field goals while adding 43 PATs for 103 points, his 13th consecutive year topping 100-plus points.
- Earned AFC Special Teams Player of the Week honors for his performance against New England (11/2).
- Contributed with three special teams tackles (two solo).
- Hit a 47-yard game-winning field goal with three seconds remaining at Minnesota (9/14), which was the 21st game-winning kick of his career.
- Split the uprights on a 52-yard kick vs. New England (11/2) with 8:05 remaining for the deciding points in an 18-15 victory. Was named AFC Special Teams Player of the Week.
- Hit four-of-four field goals and three PATs against Houston (11/16).
- Notched three field goals, including a 51-yard game-winner with no time remaining in the fourth quarter at San Diego (11/23). The kick was the longest game-winning field goal of his career.
- Totaled one field goal and two PATs in the AFC Wild Card Playoffs at San Diego (1/3/09).

2007 (COLTS):

- Appeared in 16 games and totaled 23-of-29 field goals and 49-of-51 PATs for 118 points.
- His 118 points marked his 12th consecutive 100-plus point season.
- Scored seven-plus points in 12 games, including his first eight games.
- Split the uprights on three-of-three field goals and three PATs for 12 points and his third consecutive double-digit scoring game at Houston (9/23).
- Kicked his 20th career game-winning field goal in the final minute of the fourth quarter or overtime with a 24-yarder with three seconds remaining against Kansas City (11/18).
- Totaled one field goal and three PATs for six points against San Diego (1/13/08) in the AFC Divisional Playoffs.

2006 (COLTS):

- Saw action in 13 games in his first season with the Colts and was inactive for games 3-5 with an injury.
- Had played in 162 consecutive games before missing one against Jacksonville (9/24).
- Was named AFC Special Teams Player of the Week for his performance at the New York Giants (9/10) and at Denver (10/29).
- Totaled 25-of-28 field goals and 38 PATs for 113 points.
- Recorded four field goals on four attempts at the New York Giants (9/10) and was named AFC Special Teams Player of the Week for his performance.



- Hit four field goals and the game-winning 37-yard kick with two seconds left at Denver (10/29) and was named AFC Special Teams Player of the Week for his efforts.
- Appeared in four postseason games and tallied 14-of-15 field goals and seven PATs for an NFL single postseason record 49 points. Topped Terrell Davis' 48 points in 1997. Scored 10-plus points in every game.
- Converted three-of-three field goals and two PATs against Kansas City in the AFC Wild Card Playoffs (1/6/07). Recorded his first career 50-plus yard postseason field goal.
- Split the uprights on five-of-five field goals for the team's 15 points in a 15-6 win at Baltimore in the AFC Divisional Playoffs (1/13/07). Tied the record he already shared with six other kickers for the most field goals made in a postseason game.
- Tallied three field goals and three PATs against New England (1/21/07) in the AFC Championship Game.
- Hit three-of-four field goals and two PATs against Chicago (2/4/07) in Super Bowl XLI. Became the only kicker to hit a field goal in four Super Bowls and appear in five Super Bowls.

2005 (PATRIOTS):

- Appeared in 16 games for the 10th consecutive season for New England and converted 20-of-25 field goals and 40-of-41 PATs for 100 points.
- Named AFC Special Teams Player of the Week for his performance at Pittsburgh (9/25).
- Split the uprights on three-of-four field goals and two PATs at Pittsburgh (9/25) to earn AFC Special Teams Player of the Week honors. His 35-yard kick with one second remaining in the game was the difference in a 23-20 victory.
- Nailed a game-winning 29-yard field goal with 17 seconds remaining in a 31-28 win at Atlanta (10/9).
- Converted all four PATs and contributed with a 24-yard pooch punt downed at the four-yard line against Jacksonville (1/7/06) in the team's AFC Wild Card Playoff game.
- Split the uprights on two-of-three field goals and one PAT at Denver (1/14/06) in the AFC Divisional Playoffs.

2004 (PATRIOTS):

- Logged one of the finest seasons in his career having converted 31-of-33 field goals (93.9 percent) and hitting all 48 PATs for a career-high and NFL-best 141 points.
- His 31 field goals tied a career-high set in 1998, while his percentage marked a career-best.
- Named to his second Pro Bowl.
- Selected as the AFC Special Teams Player of the Month for November.
- Earned AFC Special Teams Player of the Week honors for his efforts against St. Louis (11/7) and Pittsburgh in the postseason (1/23).
- Hit 23 consecutive field goals from Oct. 10 to Dec. 26 and hit 29 of his last 30 field goals, including the playoffs.
- Split the uprights on all four field goal attempts and four PATs at St. Louis (11/7). Also threw his first career touchdown pass (four yards) to Troy Brown on a fake field goal. His performance earned him AFC Special Teams Player of the Week honors.
- Tied a career-high with five field goals against Buffalo (11/14) and set a single-game career-high with 17 points.
- Tied a career-high with six PATs at Cleveland (12/5).
- Was three-of-four in field goal attempts at the New York Jets (12/26), snapping a string of 23 consecutive field goals.
- Was five-of-five in field goals and 10-of-10 in PATs for an NFL-leading 25 postseason points.
- Split the uprights on two field goals against Indianapolis (1/16/05) in the AFC Divisional Playoffs.
- Converted both field goal attempts in the AFC Championship Game at Pittsburgh (1/23/05) to earn NFL Special Teams Player of the Week honors. His 48-yard field goal tied the New England postseason record and was the longest field goal in Heinz Field history.
- Hit his lone field goal attempt and three extra points against Philadelphia (2/6/05) in Super Bowl XXXIX. Gave the Patriots a 24-14 lead with a 22-yard field goal in the fourth quarter.

2003 (PATRIOTS):

- Was 25-of-34 in field goals while contributing with 37-of-38 PATs for 112 points.
- Hit a season-long 48-yard field goal and five PATs against Tennessee (10/5).
- Split the uprights on his 200th career field goal at Denver (11/3).
- Nailed three field goals, including the game-winning kick with 41 seconds remaining in overtime to give the club a 23-20 victory at Houston (11/23).
- Hit one-of-two field goals and two extra points against Tennessee (1/10/04), including the game-winning 46-yard field goal with 4:06 remaining for a 17-14 victory in the AFC Divisional Playoffs.
- Tied an NFL playoff record with five field goals (31, 25, 27, 21, 34) in a 24-14 victory against Indianapolis (1/18/04) in the AFC Championship Game.
- Notched one-of-three field goals and three PATs against Carolina in Super Bowl XXXVIII (2/1/04). Hit the game-

winning 41-yard field goal with four seconds remaining for a 32-29 victory, his second game-winning Super Bowl kick in three seasons.

2002 (PATRIOTS):

- Booted 27-of-30 field goals and 36-of-36 PATs for 117 points, the third-highest total of his career.
- Earned his first career Pro Bowl selection.
- Named AFC Special Teams Player of the Week for his performance against Miami (12/29).
- Was three-of-three in field goal attempts while adding five PATs for a seasonal-best 14 points at the New York Jets (9/15).
- Hit the game-winning 35-yard field goal in a 41-38 overtime victory against Kansas City (9/22).
- Was four-of-four in field goal attempts, including a career-best 57-yarder at Chicago (11/10).
- Was four-of-four in field goals, including the game-tying and game-winning field goals in a 27-24 overtime win vs. Miami (12/29). Was named AFC Special Teams Player of the Week for his performance.

2001 (PATRIOTS):

- Converted 24-of-30 field goals and 41-of-42 PATs for 113 points.
- Had five game-winning field goals, including two in the playoffs.
- Named AFC Special Teams Player of the Week for his efforts at Buffalo (12/16).
- Was three-of-three in field goals and five-of-five in PATs for a seasonal-best 14 points against Indianapolis (9/30).
- Split the uprights on three field goals and two PATs against San Diego (10/14). Hit the game-winning 44-yard field goal in a 29-26 overtime victory.
- Nailed a 54-yard field goal against Cleveland (12/9), the second-longest kick in his career. Had a 33-yard pooch punt in fourth quarter that was downed at the Cleveland two-yard line.
- Scored the entire club's points on four field goals, including a 23-yard game-winning field goal in a 12-9 win at Buffalo (12/16). Was named AFC Special Teams Player of the Week for his performance.
- Tallied six field goals on seven attempts and added six PATs for 24 postseason points.
- Was three-of-three in field goals while contributing with one PAT in a 16-13 overtime win against Oakland in the AFC Divisional Playoffs (1/19/02). Hit a 45-yard game-tying kick in the snow with 32 seconds remaining and hit the game-winning 23-yard field goal in overtime for the victory.
- Contributed with one field goal and three PATs at Pittsburgh in the AFC Championship Game (1/27/02).
- Tallied the game-winning 48-yard field goal as time expired in a 20-17 victory vs. St. Louis in Super Bowl XXXVI (2/3/02). The kick marked the first time the Super Bowl had been decided on the final play of the game.

2000 (PATRIOTS):

- Converted 27-of-33 field goals and split the uprights on all 25 PATs for 106 points.
- Was three-of-three in field goals, including the game-winning 22-yard kick with three seconds remaining in a 16-13 victory against Cincinnati (11/19).
- Split the uprights on three-of-four field goals and three PATs for 12 points against Kansas City (12/4). Hit a 53-yard field goal, which was the longest outdoor kick in his career.
- Hit the game-winning 24-yard field goal with 19 seconds remaining in overtime for a 13-10 victory at Buffalo (12/17).

1999 (PATRIOTS):

- Was 26-of-33 in field goals while adding 29-of-30 PATs for 107 points.
- Was named AFC Special Teams Player of the Month for September after converting seven-of-seven field goal attempts, all eight PAT attempts and two game-winning field goals.
- Scored a seasonal-high 12 points (three-of-three field goals and three PATs), including the game-winning 23-yard field goal in a 30-28 victory at the New York Jets (9/12).
- Hit the game-winning 26-yard field goal against Indianapolis (9/19) in a 31-28 win.
- Had a New England franchise-record streak of PATs snapped at 117 with a blocked attempt at Arizona (10/31).

1998 (PATRIOTS):

- Split the uprights on 31-of-39 field goals and all 32 PATs for a then-career-best 127 points (also includes a two-point conversion).
- His 31 field goals were a then-career-best.
- Added nine special teams tackles.
- Named AFC Special Teams Player of the Week for his efforts at New Orleans (10/4) and vs. Miami (11/23) and earned Special Teams Player of the Month honors in October having converted 10-of-11 field goals and nine PATs for 39 points.
- Converted three-of-four field goals, including a 52-yarder vs. Indianapolis (9/13).
- Hit all three field goal attempts and three PATs at New Orleans (10/4), including a game-winning 27-yard kick in

 ADMINISTRATION
 COACHING STAFF
 FOOTBALL OPERATIONS
 BUSINESS OPERATIONS
PLAYERS
 2014 SEASON IN REVIEW
 COLTS HISTORY
 RECORDS
 COLTS IN THE COMMUNITY



a 30-27 victory. Earned AFC Special Teams Player of the Week honors for his performance.

- Logged a career-high 16 points on four-of-four field goal attempts and four PATs against Kansas City (10/11).
- Nailed all four field goal attempts and two extra points against Miami (11/23) earning AFC Special Teams Player of the Week honors.
- Hit the game-winning 35-yard field goal with three seconds left in a 24-21 victory against San Francisco (12/20).

1997 (PATRIOTS):

- Was 25-of-29 in field goal attempts while contributing with 40 PATs for 115 points.
- Named AFC Special Teams Player of the Week for his performance against Buffalo (10/12).
- Hit the game-winning 34-yard field goal in a 27-24 overtime victory against the New York Jets (9/14).
- Converted four-of-four field goals and three PATs for 15 points against Buffalo (10/12). Hit a then-career-long 52 yard field goal and was named AFC Special Teams Player of the Week for his efforts.
- Scored all of the Patriots points with two field goals (31 and 46 yards) at Pittsburgh (1/3/98) in the AFC Divisional Playoffs.

1996 (PATRIOTS):

- Converted 27-of-35 field goals and 39-of-42 PATs for 120 points, which ranked third in the AFC and fifth in the NFL.
- Was named AFC Special Teams Player of the Week for his performance against Jacksonville (9/22).
- His 120 points by a rookie ranked eighth in NFL history.
- Split the uprights on five-of-six field goals and one-of-two PATs for a season-high 16 points vs. Jacksonville (9/22) earning AFC Special Teams Player of the Week honors. Hit the game-winning 40-yard field goal in overtime in the 28-25 victory as his field goals made marked a then-career-best, while his attempts are a career-high.
- Tallied three field goals on three attempts while adding three PATs at Baltimore (10/6). Also contributed with a season-long 50-yard field goal.
- Contributed with four extra points in the team's 28-3 victory over the Pittsburgh Steelers (1/5/97) in the AFC Divisional Playoffs.
- Converted two-of-three field goals and two PATs against Jacksonville (1/12/97) in the AFC Championship Game.
- Made three extra points in the team's Super Bowl XXXI loss to the Green Bay Packers (1/26/97).

COLLEGE:

- Four-year letterman who finished as South Dakota State's all-time leading scorer with 185 career points.
- Served as the school's placekicker and also handled punting duties in his final three seasons, earning first-team all-conference honors each year.
- Split the uprights on 27-of-53 career field goals with 104-of-114 PATs. Also added 144 career punts.
- Tallied 47 points as a senior and tied a career-long kick with a 51-yard field goal. Originally set the school record with a 51-yard field goal as a sophomore.
- Led the conference with a 43.5 punting average as a senior, which also ranked fourth in Division II. Contributed with a career-long 77-yard kick.
- Earned second-team all-conference honors as a junior.
- Holds a degree in fitness and wellness.

PERSONAL:

- Attended Rapid City (S.D.) Central High School and lettered in football, soccer, track and wrestling.
- Earned first-team all-state honors in 1991.
- Vinatieri and his wife, Valerie, reside with their sons, A.J. and Gabriel, and daughter, Allison.
- Born in Yankton, S.D.

VINATIERI'S GAME-WINNING FIELD GOALS (24)

Opponent	Date	Yards	Time	Final Score
vs. Jacksonville	9/22/96	40	12:24	28-25 OT
vs. New York Jets	9/14/97	34	06:57	27-24 OT
at New Orleans	10/4/98	27	00:03	30-27
vs. San Francisco	12/20/98	35	00:03	24-21
at New York Jets	9/12/99	23	00:03	30-28
vs. Indianapolis	9/19/99	26	00:35	31-28
vs. Cincinnati	11/19/00	22	00:03	16-13
at Buffalo	12/17/00	24	00:19	13-10 OT
vs. San Diego	10/14/01	44	10:55	29-26 OT
at Buffalo	12/16/01	23	09:15	12-9 OT
vs. Oakland	1/19/02	23	06:31	16-13 OT
vs. St. Louis	2/3/02	48	00:00	20-17+
vs. Kansas City	9/22/02	35	10:20	41-38 OT
vs. Miami	12/29/02	35	12:57	27-24 OT
at Houston	11/23/03	28	00:40	23-20 OT
vs. Carolina	2/1/04	41	00:04	32-29#
at Pittsburgh	9/25/05	43	00:01	23-20
vs. Atlanta	10/9/05	29	00:17	31-28
at Denver	10/29/06	37	00:02	34-31
vs. Kansas City	11/18/07	24	00:03	13-10
at Minnesota	9/14/08	47	00:03	18-15
at San Diego	11/23/08	51	00:00	23-20
vs. Tennessee	1/2/11	43	00:00	23-20
vs. Minnesota	9/16/12	53	00:08	23-20

*All FGs 1996-2005 came while with New England

+Super Bowl XXXVI

#Super Bowl XXXVIII

CAREER REGULAR SEASON STATISTICS

Year	FGM	FGA	PCT	LG	BLK	PAT-M	PAT-A	PCT	BLK	PTS	1-19	20-29	30-39	40-49	50+
2014 IND	30	31	96.8%	53	0	50	50	100.0%	0	140	0-0	10-10	10-10	7-8	3-3
2013 IND	35	40	87.5%	52	1	34	34	100.0%	0	139	0-0	6-6	10-11	15-17	4-6
2012 IND	26	33	78.8%	53	0	37	37	100.0%	0	115	1-1	8-8	4-7	9-10	4-7
2011 IND	23	27	85.2%	53	1	24	24	100.0%	0	93	0-0	7-7	6-7	8-10	2-3
2010 IND	26	28	92.9%	48	1	51	51	100.0%	0	129	0-0	8-8	9-10	9-10	0-0
2009 IND	7	9	77.8%	48	0	17	18	94.4%	1	38	1-1	3-3	1-2	2-2	0-1
2008 IND	20	25	80.0%	52	1	43	43	100.0%	0	103	0-0	3-3	11-13	4-7	2-2
2007 IND	23	29	79.3%	39	1	49	51	96.1%	2	118	1-1	14-15	8-10	0-2	0-1
2006 IND	25	28	89.3%	48	0	38	38	100.0%	0	113	1-1	3-3	12-13	9-10	0-1
2005 NE	20	25	80.0%	49	0	40	41	97.6%	1	100	0-0	7-7	9-10	4-6	0-2
2004 NE	31	33	93.9%	48	0	48	48	100.0%	0	141	0-0	13-13	7-7	11-12	0-1
2003 NE	25	34	73.5%	48	1	37	38	97.4%	1	112	0-0	16-17	4-8	5-8	0-1
2002 NE	27	30	90.0%	57	0	36	36	100.0%	0	117	0-0	6-6	12-12	8-10	1-2
2001 NE	24	30	80.0%	54	0	41	42	97.6%	0	113	1-1	8-8	7-8	7-12	1-1
2000 NE	27	33	81.8%	53	0	25	25	100.0%	0	106	0-0	11-13	8-9	7-8	1-3
1999 NE	26	33	78.8%	51	0	29	30	96.7%	1	107	1-1	14-14	5-7	5-9	1-2
1998 NE	31	39	79.5%	55	1	32	32	100.0%	0	125	3-3	8-8	9-14	9-12	2-2
1997 NE	25	29	86.2%	52	0	40	40	100.0%	0	115	0-0	11-11	7-9	6-8	1-1
1996 NE	27	35	77.1%	50	1	39	42	92.9%	1	120	1-1	9-10	8-8	8-14	1-2
TOTAL	478	571	83.7%	57	8	710	720	98.6%	7	2,146	10-10	165-170	147-175	133-175	23-41

*Point total includes a two-point conversion run vs. Buffalo (11/29/98).



CAREER POSTSEASON STATISTICS

Year	FGM	FGA	PCT	LG	BLK	PAT-M	PAT-A	PCT	BLK	PTS	1-19	20-29	30-39	40-49	50+
2014 IND	5	7	71.4%	53	0	6	6	100.0%	0	21	0-0	2-2	2-2	0-1	1-2
2013 IND	3	3	100.0%	37	0	8	8	100.0%	0	17	0-0	1-1	2-2	0-0	0-0
2012 IND	3	4	75.0%	52	0	0	0	0.0%	0	9	0-0	1-1	0-0	1-2	1-1
2010 IND	3	3	100.0%	50	0	1	1	100.0%	0	10	0-0	0-0	1-1	1-1	1-1
2009 IND	0	0	0.0%	0	0	0	0	0.0%	0	0	0-0	0-0	0-0	0-0	0-0
2008 IND	1	1	100.0%	43	0	2	2	100.0%	0	5	0-0	0-0	0-0	1-1	0-0
2007 IND	1	1	100.0%	46	0	3	3	100.0%	0	6	0-0	0-0	0-0	1-1	0-0
2006 IND	14	15	93.3%	51	0	7	7	100.0%	0	49	1-1	5-5	2-3	4-4	2-2
2005 NE	2	3	66.7%	40	0	5	5	100.0%	0	11	0-0	0-0	1-1	1-2	0-0
2004 NE	5	5	100.0%	48	0	10	10	100.0%	0	25	0-0	2-2	2-2	1-1	0-0
2003 NE	7	10	70.0%	46	0	6	6	100.0%	0	27	0-0	3-3	2-4	2-3	0-0
2001 NE	6	7	85.7%	48	0	6	6	100.0%	0	24	0-0	2-2	1-1	3-3	0-1
1998 NE	1	1	100.0%	27	0	1	1	100.0%	0	4	0-0	1-1	0-0	0-0	0-0
1997 NE	3	5	60.0%	46	0	2	2	100.0%	0	11	0-0	1-1	1-1	1-3	0-0
1996 NE	2	3	66.7%	29	0	9	9	100.0%	0	15	0-0	2-2	0-0	0-1	0-0
TOTAL	56	68	82.4%	53	0	66	66	100.0%	0	234	1-1	20-20	14-17	16-23	5-7

ADDITIONAL STATISTICS:

PUNTING: Two punts for 60 yards, with two inside 20. 1996: 1-27 12/8/96 vs. New York Jets. 2001: 1-33 12/9/01 vs. Cleveland.

PASSING: 2004: 1-1-4, TD, 122.9 passer rating, 11/7/04 at St. Louis (Fake FG).

GETTING TO KNOW ADAM VINATIERI

Favorite food: Anything cooked for me

Hobbies outside of football: Hunting, fishing, hiking and hanging out with my family

Favorite vacation spot: Italy

What's the one thing you couldn't live without: My family, wife and kids



ERIK WALDEN

93

OUTSIDE LINEBACKER

6-2 250 MIDDLE TENNESSEE ST.

NFL Exp: 8 (3rd Year with Colts)

Born: 8/21/85

How Acquired: UFA – 2013 (GB)

GP/GS (Postseason): 98/55 (12/9)

CAREER TRANSACTIONS:

- Signed by the Colts as an unrestricted free agent on March 13, 2013.
- Signed by the Green Bay Packers on October 27, 2010.
- Released by the Miami Dolphins on September 28, 2010.
- Signed by the Dolphins on September 13, 2010.
- Waived by Miami on September 4, 2010.
- Acquired from waivers (Kansas City) by the Dolphins on November 19, 2008.
- Released by the Kansas City Chiefs on November 18, 2008.

SINGLE-GAME HIGHS

Tackles:	16 vs. CHI (1/2/11)
Sacks:	3.0 vs. CHI (1/2/11)
FF:	1, three times (Last: vs. WAS 11/30/14)
FR:	1, two times (Last: vs. SEA 10/6/13)
INT:	1, two times (Last: vs. TEN 12/23/12)
PD:	2 at IND (10/7/12)



- Acquired from waivers by the Chiefs (Dallas) on August 31, 2008.
- Released by the Dallas Cowboys on August 30, 2008.
- Originally selected by the Cowboys in the sixth round (167th overall) of the 2008 NFL Draft.

QUICK HITS

Walden finished the 2014 season with career highs of 6.0 sacks, 18 quarterback hits and nine tackles for loss. In a victory against Washington on Nov. 30, 2014, he finished with 2.0 sacks and a forced fumble for his third career multiple-sack game.

PRO CAREER:

- Became a full-time starter for the first time in his career in 2011, opening the first 15 games at right outside linebacker and setting or tying his career highs in every major statistical category.
- Recovered his first career fumble and returned it five yards for his first career touchdown against the Oakland Raiders on Dec. 11, 2011.
- Took advantage of his second career starting assignment, earning NFC Defensive Player of the Week honors for his Week 17 performance against Chicago in 2010 when he recorded a career-high 3.0 sacks and a career-best 16 tackles.

2014 (COLTS):

- Competed in 15 games (14 starts) and totaled 57 tackles (40 solo), 6.0 sacks and one forced fumble. Started all three postseason games and compiled 16 tackles (11 solo), 1.0 sack and one pass defended.
- Started at outside linebacker in the team's Week 1 contest at Denver (9/7). Finished with nine tackles (five solo) and the team's lone sack when he brought down Peyton Manning for a 10-yard loss in the fourth quarter.
- Compiled six tackles and 1.0 sack starting at outside linebacker in a Week 3 victory at Jacksonville (9/21). Notched the team's first sack of the game when he brought down Chad Henne for a two-yard loss in the second quarter to force a punt.
- Notched seven tackles (five solo) and 1.0 sack starting at outside linebacker in a Week 6 victory at Houston (10/9). The sack was his third of the season and came in the first quarter, which forced a Texans punt.
- In a Week 13 victory against Washington (11/30), started at outside linebacker and finished with two tackles, 2.0 sacks and one forced fumble. Posted his third career multiple-sack game and his first since Nov. 18, 2012 at Detroit (2.0). His first sack of the game came with 55 seconds remaining in the third quarter and stalled a Redskins two-minute drive. He then contributed with a sack-forced fumble in the third quarter on a Washington fourth down attempt. The ball was recovered by D'Qwell Jackson and returned 35 yards for a touchdown.
- Started at outside linebacker in a Week 14 win at Cleveland (12/7) and totaled three tackles and 1.0 sack. Posted his sixth sack of the season when he dropped Brian Hoyer for a three-yard loss on Cleveland's opening offensive possession. The sack led to a Browns punt.
- In the team's AFC Wild Card Playoff victory against Cincinnati (1/4/15), started at outside linebacker and registered three tackles, one tackle for loss, two quarterback hits and one pass defended.
- Started at outside linebacker in the team's AFC Divisional Playoff win at Denver (1/11/15) and compiled five tackles and 1.0 sack. He brought down Peyton Manning in the fourth quarter for a two-yard loss, one play prior to the end of the game. Was part of a defense that held the Broncos to 288 net yards.
- In the team's AFC Championship Game loss at New England (1/18/15), started at outside linebacker and totaled eight tackles (six solo).

2013 (COLTS):

- Started all 15 games he competed in and registered 58 tackles (33 solo), 3.0 sacks, one fumble recovery, one forced fumble and three passes defended.
- Was suspended by the NFL for a Week 12 contest at Arizona (11/24).
- Started his first game in a Colts uniform at SLB in the regular season opener against Oakland (9/8). Finished the game with four tackles (one solo).
- In a Week 5 victory against Seattle (10/6), posted four tackles and one fumble recovery on Robert Mathis' sack-forced fumble. The recovery was the second of his career and the first since Dec. 11, 2011 as a member of the Green Bay Packers.
- In a Week 7 victory against Denver (10/2), finished with three tackles, one pass defended and one forced fumble. Assisted in two Broncos turnovers in the fourth quarter when he tipped a Peyton Manning pass, which was intercepted by linebacker Pat Angerer. Also forced a fumble on the ensuing Denver possession at the Colts two-yard line.
- Finished with six tackles, one pass defended and 1.0 sack in the team's comeback victory at Houston (11/3). Recorded his first quarterback sack as a member of the Colts when he brought down Texans quarterback Case Keenum for a 10-yard loss in the second quarter. The sack led to a Houston missed field goal. The sack was also the 10th of Walden's career.



- In a Week 11 victory at Tennessee (11/14), compiled four tackles (three solo), two tackles for loss and 1.0 sack. The sack, which was his second of the season, came in the third quarter and forced a Titans punt.
- In a Week 14 loss at Cincinnati (12/8), registered seven tackles (three solo).
- Tallied five tackles (four solo) and 1.0 sack in a Week 15 victory against Houston (12/15). Posted his third sack of the season in the fourth quarter, which led to a Houston punt. The sack was also the 12th of his career.
- Started at SLB during the team's AFC Wild Card Playoff victory against Kansas City (1/4/14). Compiled seven tackles (two solo), one tackle for loss and one pass defended in the win.
- Finished with seven tackles (six solo), 1.0 sack and two tackles for loss starting at SLB during the team's AFC Divisional Playoff loss at New England (1/11/14).

2012 (PACKERS):

- Appeared in 15 games with nine starts and registered 69 tackles (38 solo), a career-high-tying 3.0 sacks, his first two career interceptions and four passes defended.
- Made his season debut in Week 2 against Chicago (9/13) and finished with five tackles (three solo) and a half of a sack.
- Finished with seven tackles (four solo) at Seattle (9/24).
- Received his first start of the season, finishing with three tackles (two solo) and a career-high three passes defended at Indianapolis (10/7).
- Was the defense's game ball recipient at St. Louis (10/21) after leading the unit with 12 tackles (eight solo) and a half of a sack. The tackle total was the second highest of his career (16 in Week 17 of 2010).
- Tallied four tackles (two solo), four quarterback hits and his first career interception against Arizona (11/4).
- Finished with nine tackles (eight solo) and 2.0 sacks at Detroit (11/18), marking his first multi-sack outing since the regular season finale in 2010 when he posted 3.0 against Chicago.
- Finished with eight tackles (three solo) and two quarterback hits against Detroit (12/9).
- Collected his second interception of the season against Tennessee (12/23).
- Recorded seven tackles (two solo) and a quarterback hit at Minnesota (12/30).
- Registered four tackles (two solo), 1.0 sack, three pressures and three quarterback hits in an NFC Wild Card Playoff game against Minnesota (1/5/13).

2011 (PACKERS):

- Started the first 15 games and finished fifth on the team with a career-high 86 tackles (50 solo), 3.0 sacks, two passes defended and a fumble recovery that he returned for his first career touchdown.
- Also added a tackle and a forced fumble on special teams.
- Opened the regular season as a starter for the first time in his pro career and ended with six tackles (four solo), 1.0 sack and a pass defended against New Orleans (9/8).
- Finished with five tackles (three solo, two for loss), a team-leading six quarterback hits and a pass defended at San Diego (11/8). Picked up his second sack of the season when he dropped quarterback Philip Rivers for a one-yard loss in the third quarter.
- Led the defense with a season-high 11 tackles (six solo, one for loss) and his third sack of the season against Tampa Bay (11/20). The third sack of the season matched his career-high set in 2010.
- Finished as the team's leading tackler for the second consecutive week with 10 stops (seven solo), while adding three quarterback hits at Detroit (11/24).
- Finished with five tackles (three solo) and his first career fumble recovery that he returned five yards for a touchdown against Oakland (12/11). Became the franchise-record 19th player on the Packers roster to score a touchdown in 2011, the fifth on defense.
- Recorded a forced fumble on his first special teams tackle of the season against Detroit (1/1/12).

2010 (DOLPHINS/PACKERS)

- Played in the final nine regular season games for Green Bay with a then-career-high two starts after joining the team as a free agent on October 27.
- Posted 31 tackles (19 solo), 3.0 sacks and a pass defended, while adding four tackles on special teams.
- Started the first three postseason contests before being sidelined with an ankle injury for Super Bowl XLV against Pittsburgh.
- Posted 15 tackles (nine solo), 1.0 sack and a forced fumble in the playoffs.
- Spent training camp with the Dolphins but was waived on September 4. Was re-signed on September 13 and played in two games.
- Registered two solo tackles at Detroit (12/12).
- Earned his first career start at New England (12/19) and led the team with nine tackles (four solo).
- Led the team with career highs in sacks (3.0) and tackles (16) on his way to earning NFC Defensive Player of the Week honors against Chicago (1/2/11). Became the first NFL player to have his first career sack come as



- part of a 3.0-sack game since Cleveland linebacker Andra Davis (4.0 sacks, at Kansas City, 11/9/03).
- Started and registered a team-high eight tackles (five solo), 1.0 sack and a forced fumble in an NFC Wild Card Playoff game at Philadelphia (1/9/11).
- Started and recorded four tackles (two solo), three quarterback hits and a pair of quarterback pressures in an NFC Divisional Playoff game at Atlanta (1/15/11).
- Got the start and registered three tackles (two solo) and two quarterback hits before leaving with an ankle injury in the third quarter of the NFC Championship Game at Chicago (1/23/11).
- Was inactive in Super Bowl XLV against Pittsburgh (2/6/11).

2009 (DOLPHINS):

- Played in 11 games for the Dolphins and recorded eight special teams tackles.
- Was inactive for five contests.
- Registered a season-high three tackles on special teams against Buffalo (10/4).

2008 (CHIEFS/DOLPHINS):

- Joined the Cowboys as a sixth round draft pick in April but was released in the final roster reduction on August 30. Claimed off waivers the next day by Kansas City and played in nine games for the Chiefs.
- Recorded 10 special teams tackles in Kansas City, tied for second on the team at the time he was released on November 18. Was claimed off waivers by Miami the next day.
- Played in six games for the Dolphins and posted five special teams stops.
- Made his NFL playoff debut with the Dolphins in an AFC Wild Card Playoff game against Baltimore (1/4/09).

COLLEGE:

- A two-time All-Sun Belt Conference selection at defensive end at Middle Tennessee State who finished his career as the school's all-time sack leader with 22.5.
- Played in 44 games with 34 starts and posted 152 tackles, including 40 for loss, one interception, five forced fumbles, two fumble recoveries and four passes defended.
- Voted a First Team All-Sun Belt selection by the league's coaches and media as a senior.
- Played in 10 games with nine starts, missing two contests with a toe injury, and recorded 46 tackles, including 8.5 tackles for loss, 2.0 sacks, an interception, one forced fumble, two passes defended and a safety.
- Named First Team All-Sun Belt, starting 13 games and setting a single-season school record with 11.5 sacks as a junior. The sack total ranked No. 10 nationally.
- Totaled a career-high 48 tackles, including 14.5 for loss, plus three forced fumbles and a recovery.
- Played in 11 games with starts at two different positions (five at defensive end, three at linebacker) as a sophomore.
- Posted 33 tackles, including 8.5 tackles for loss, 3.0 sacks, two passes defended and a forced fumble.
- Played in 10 games with four starts, leading the team with 6.0 sacks and tying for the team lead with 8.5 tackles for loss as a freshman.
- Had 25 tackles and one forced fumble.

PERSONAL:

- Named an Associated Press first-team choice as a senior after leading Dublin (Ga.) High School to a 14-1 record in 2002 and a berth in the state title game.
- Was a *Macon Telegraph* First Team All-Middle Georgia selection and the *Courier-Herald* Heart of Georgia Defensive Player of the Year.
- Had 97 tackles and a school-record 19.0 sacks as a senior, plus 11 additional tackles for loss, two fumble recoveries and an interception.
- Also played running back, posting 837 yards of total offense, averaging 6.6 yards per carry and scoring 12 touchdowns (eight rushing, four receiving).
- Lettered in football, basketball and track, and was an all-state selection on the hardwood following both his junior and senior seasons.
- Participated in the Donald Driver Celebrity Softball Game and also attended the Edgar Bennett Bowl-A-Thon benefiting the Angel Fund in June of 2012.
- Volunteered at the team's Horseshoe Helpings and Second Helpings events.
- Participated in a Meijer Thanksgiving shopping event sponsored by the Colts and Sheltering Wings.
- Was a host at the Second Annual Camp of Champions.
- Participated in the Colts Playground Build.
- Earned his degree in physical education.
- A native of Dublin, Ga.



CAREER REGULAR SEASON STATISTICS

Year	GP	GS	Solo	Asst.	Total	Sacks	PD	FF	FR	INT	Yds	Avg.	LG	TD
2014 IND	15	14	40	17	57	6.0	0	1	0	0	0	0.0	0	0
2013 IND	15	15	33	25	58	3.0	3	1	1	0	0	0.0	0	0
2012 GB	15	9	38	33	71	3.0	4	0	0	2	22	11.0	20	0
2011 GB	16	15	50	36	86	3.0	2	1	1	0	0	0.0	0	0
2010 MIA/GB	11	2	19	12	31	3.0	1	0	0	0	0	0.0	0	0
2009 MIA	11	0	0	0	0	0.0	0	0	0	0	0	0.0	0	0
2008 KC/MIA	15	0	0	0	0	0.0	0	0	0	0	0	0.0	0	0
TOTAL	98	55	180	123	303	18.0	10	3	2	2	22	11.0	20	0

CAREER POSTSEASON STATISTICS

Year	GP	GS	Solo	Asst.	Total	Sacks	PD	FF	FR	INT	Yds	Avg.	LG	TD
2014 IND	3	3	11	5	16	1.0	1	0	0	0	0	0.0	0	0
2013 IND	2	2	8	6	14	1.0	1	0	0	0	0	0.0	0	0
2012 GB	2	1	5	4	9	1.0	0	0	0	0	0	0.0	0	0
2011 GB	1	0	3	0	3	0.0	0	0	0	0	0	0.0	0	0
2010 GB	3	3	9	6	15	1.0	0	1	0	0	0	0.0	0	0
2008 MIA	1	0	0	0	0	0.0	0	0	0	0	0	0.0	0	0
TOTAL	12	9	36	21	57	4.0	2	1	0	0	0	0.0	0	0

SPECIAL TEAMS TACKLES: 28 (2011 - 1, 2010 - 4, 2009 - 8, 2008 - 15)

SPECIAL TEAMS FORCED FUMBLES: 1 (2011 - 1)

GETTING TO KNOW ERIK WALDEN

Favorite team and/or athlete outside of football: Kobe Bryant

Favorite musician and/or song: Tupac Shakur

Hobbies outside of football: Basketball

Favorite food: Seafood

Favorite movie: *Coming to America*



BJOERN WERNER
92 OUTSIDE LINEBACKER
 6-3 255 FLORIDA STATE

NFL Exp: 3 (3rd Year with Colts)

Born: 8/30/90

How Acquired: D1 – 2013 (24th overall) **GP/GS (Postseason):** 23/16 (4/2)

CAREER TRANSACTIONS:

- Selected by the Colts in the first round (24th overall) of the 2013 NFL Draft.

2014 (COLTS):

- Started all 15 games he competed in and posted 51 tackles (38 solo), 4.0 sacks, one forced fumble, one fumble recovery and two passes defensed. Started two postseason contests and was inactive for the AFC Championship Game. Totaled one tackle.
- Made his second career start at outside linebacker in the team's regular season opener at Denver (9/7). Finished the contest with four tackles (two solo).
- Started at RUSH linebacker in a Week 5 win against Baltimore (10/5) and registered six tackles (four solo), 2.0

SINGLE-GAME HIGHS

Tackles: 6, two times (Last vs. HOU 12/14/14)
Sacks: 2.0 vs. BAL (10/5/14)
FF: 1 at HOU (10/9/14)
FR: 1 vs. HOU (12/14/14)
INT: 0
PD: 1, five times (Last: at DAL 12/21/14)

ADMINISTRATION

COACHING STAFF

FOOTBALL OPERATIONS

BUSINESS OPERATIONS

PLAYERS

2014 SEASON IN REVIEW

COLTS HISTORY

RECORDS

COLTS IN THE COMMUNITY



QUICK HITS

Werner was a German exchange student who played only two years of high school football in the United States, attending Salisbury (Conn.) High School. He returned to Germany and played at home for the Berlin Adler club team as a junior before returning to Salisbury for his senior season as a tight end and defensive end. As a senior at Florida State, he was named the ACC's Defensive Player of the Year.

sacks for a loss of 15 yards and one pass defended. It was his first career multiple-sack game. The first sack came in the first quarter when he brought down Joe Flacco for a seven-yard loss. The sack led to a Ravens punt. Added his second sack when he dropped Flacco for an eight-yard loss on Baltimore's final offensive drive of the game.

- Recorded four tackles, 1.0 sack and one forced fumble starting at RUSH linebacker in a Week 6 victory at Houston (10/9). The sack-forced fumble came on Houston's last drive of the game and was recovered by D'Qwell Jackson. With the turnover, the Colts were able to take a knee and seal the victory. The forced fumble was the first of his career.
- In a Week 7 win against Cincinnati (10/19), started at RUSH linebacker and totaled two tackles, 1.0 sack and three quarterback hurries. Dropped Andy Dalton for a five-yard loss on a third down in the third quarter to force a punt. The sack was his fourth of the season and his fourth in his last three games.
- Completed three solo tackles and two tackles for loss starting at RUSH linebacker in a Week 9 victory at the New York Giants (11/3). Was part of a defense that limited the Giants to 89 rushing yards.
- Started at RUSH linebacker in a Week 12 win against Jacksonville (11/23) and posted five tackles and one tackle for loss. Was part of a defense that limited the Jaguars to 194 net yards.
- Started at RUSH linebacker in a Week 15 victory against Houston (12/14) and totaled six tackles, two tackles for loss and one fumble recovery. Posted his first career fumble recovery in the second quarter on a botched Texans handoff. The Colts scored a touchdown on their ensuing offensive possession to take a 14-7 lead.
- In at Week 16 loss at Dallas (12/21), started at RUSH linebacker and tallied four tackles, two tackles for loss and one pass defended.
- Made his first career postseason start at RUSH linebacker in an AFC Wild Card Playoff win against Cincinnati (1/4/15), but did not finish with a tackle.
- In the team's AFC Divisional Playoff victory at Denver (1/11/15), started at RUSH linebacker and logged one tackle. Was part of a defense that held the Broncos to 288 net yards.
- Listed as inactive for the team's AFC Championship Game loss at New England (1/18/15).

2013 (COLTS):

- Played in 13 games (one start) and totaled 15 tackles (13 solo), 2.5 sacks and three passes defended.
- Competed in his first career NFL contest at linebacker and on special teams in the Colts regular season opener against Oakland (9/8). Finished the contest with one special teams tackle.
- Against Miami (9/15) in Week 2, registered three tackles (two solo) and split the team's first sack of the game with Pat Angerer when the two brought down Ryan Tannehill for an eight-yard loss in the second quarter. The sack came on a third down and forced a Dolphins punt. The half sack for Werner was the first of his NFL career.
- Saw action at outside linebacker in a Week 10 loss against St. Louis (11/10) and posted two solo stops.
- In a Week 11 victory at Tennessee (11/14), saw action at outside linebacker, but did not record a tackle.
- Started his first career game at outside linebacker in a Week 12 loss at Arizona. Contributed with one tackle and one pass defended.
- Finished with three tackles in a Week 13 victory against Tennessee (12/1), seeing action at outside linebacker.
- Participated at linebacker and on special teams during a Week 14 loss at Cincinnati (12/8). Recorded one tackle and one pass defended while adding one special teams stop.
- In a Week 15 victory against Houston (12/15), recorded three tackles and added the team's fourth sack of the game which was also the first full sack of his career.
- Tallied one tackle and 1.0 sack in a Week 16 victory at Kansas City (12/22).
- Competed in his first career postseason contest during the team's AFC Wild Card Playoff victory against Kansas City (1/4/14). Did not finish with a tackle in the game.
- During the team's AFC Divisional Playoff loss at New England (1/11/14), finished with two solo tackles.

COLLEGE:

- Unanimous All-America first-team selection as a junior in 2012 (*The NFL Draft Report*, Walter Camp, Football Writers Association, The Associated Press, American Football Coaches Association, Florida Athletic Coaches Association, *Sporting News*, *CBS Sports*, *Athlon* and *Pro Football Weekly*).
- Named the ACC's Defensive Player of the Year and earned All-ACC first-team honors in 2012.
- Started each of his final 27 games at Florida State, appearing in a total of 41 contests.
- Recorded 99 tackles (63 solo), 23.5 sacks, 35.0 stops for loss, three forced fumbles and three fumble recoveries, including a 25-yard return for a touchdown. Also intercepted one pass and deflected 17 others.



- His 23.5 sacks ranked eighth among active NCAA Football Bowl Subdivision performers and tied Jamal Reynolds (1997-2000) for fourth on the school career-record chart behind Reinard Wilson (35.5; 1993-96), Peter Boulware (34.0; 1994-96) and Ron Simmons (25.0; 1977-1980).
- Finished ninth in school history with 35.0 tackles for loss.

PERSONAL:

- Was a German exchange student who played only two years of high school football in the United States, attending Salisbury (Conn.) High School.
- Rated a four-star prospect by *Scout.com* and received a three-star ranking from *Rivals.com*, which regarded him as the sixth-best overall prospect in the state of Connecticut.
- Rated the 24th-best defensive end prospect according to *ESPN.com*.
- As a sophomore, recorded 54 tackles, including 24 for loss, 12.0 sacks and two fumble recoveries in eight games.
- Returned to Germany and played at home for the Berlin Adler club team as a junior.
- Came back to Salisbury for his senior season as a tight end and defensive end and posted 57 tackles with 3.0 sacks, four forced fumbles, a fumble recovery, four passes defended and two blocked field goals.
- Also caught 10 passes for 98 yards from the tight end position in 2009.
- Hosted a youth football camp in Germany.
- Volunteered at several functions, including the team's Cold Feet Warm Shoes event, Horseshoe Helpings, Second Helpings and the IndyHumane Visit.
- Served as a host for a holiday gift giving event assisting Trinity House.
- Participated in the Colts Rookie Community Blitz at Chase Legacy Center.
- Visited patients at Simon Cancer Center.
- Volunteered at the Kids Against Hunger Million Meal Marathon event.
- Along with the Colts defensive line, provided pizza, cookies, apparel and a room renovation at Trinity House.
- Majored in business at Florida State.
- Married to his wife, Denise.
- A native of Berlin, Germany.

CAREER REGULAR SEASON STATISTICS

Year	GP	GS	Solo	Asst.	Total	Sacks	PD	FF	FR	INT	Yds	Avg.	LG	TD
2014 IND	15	15	38	13	51	4.0	2	1	1	0	0	0.0	0	0
2013 IND	13	1	13	2	15	2.5	3	0	0	0	0	0.0	0	0
TOTAL	28	16	51	15	66	6.5	5	1	1	0	0	0.0	0	0

CAREER POSTSEASON STATISTICS

Year	GP	GS	Solo	Asst.	Total	Sacks	PD	FF	FR	INT	Yds	Avg.	LG	TD
2014 IND	2	2	1	0	1	0.0	0	0	0	0	0	0.0	0	0
2013 IND	2	0	2	0	2	0.0	0	0	0	0	0	0.0	0	0
TOTAL	4	2	3	0	3	0.0	0	0	0	0	0	0.0	0	0

SPECIAL TEAMS TACKLES: 3 (2013 - 3)

GETTING TO KNOW BJOERN WERNER

Favorite team and/or athlete outside of football: Germany National Team (soccer)

Hobbies outside of football: Golf and playing FIFA

Favorite food: Schnitzel



GRIFF WHALEN

17 WIDE RECEIVER

5-11 190 STANFORD

NFL Exp: 4 (4th Year with Colts)

How Acquired: FA – 2012

Born: 3/1/90

GP/GS (Postseason): 19/3 (2/1)

CAREER TRANSACTIONS:

- Signed to the Colts practice squad on November 25, 2014.
- Waived by the Colts on November 22, 2014.
- Signed to the Colts active roster from the practice squad on December 14, 2013.
- Signed to the Colts practice squad on November 20, 2013.
- Waived by the Colts on November 19, 2013.
- Signed to the Colts active roster from the practice squad on October 28, 2013.
- Signed to the Colts practice squad on October 1, 2013.
- Waived by the Colts on September 30, 2013.
- Signed by the Colts as an undrafted free agent on April 30, 2012.

SINGLE-GAME HIGHS

Rec:	7 at KC (12/22/13)
Yards:	80 at KC (12/22/13)
TDs:	1, two times (Last: vs. JAX 12/29/13)
LG:	25 vs. STL (11/10/13)
Rush:	0
Yards:	0
TDs:	0
LG:	0

2014 (COLTS):

- Competed in 10 games and caught two passes for 23 yards with a long catch of 18 yards. Returned 26 punts for for 187 yards (7.2 avg.) and returned 15 kickoffs for 379 yards (25.3 avg.).
- Served as the team's punt returner for the regular season opener at Denver (9/7) in addition to seeing time at receiver. Returned five punts for 24 yards (4.8 avg.).
- In a Week 2 contest against Philadelphia (9/15), compiled four punt returns for 44 yards (11.0 avg.) with a long return of 22 yards.
- In a Week 4 win against Tennessee (9/28), contributed with four punt returns for 14 yards, adding two kickoff returns for 61 yards and a long return of 32 yards. Also recovered an onside kick in the first quarter, which led to a Colts touchdown on the ensuing possession.
- In a Week 7 victory against Cincinnati (10/19), returned two punts for 13 yards and one kickoff for 27 yards. Also tallied one tackle on special teams. Set the franchise record for the most fair catches in a single game with six.
- Caught two passes for 23 yards with a long reception of 18 yards in a Week 8 loss at Pittsburgh (10/26). Returned one punt for 16 yards and added five kickoff returns for a 24.4 average.
- Listed as inactive for the team's AFC Championship Game loss at New England (1/18/15).

2013 (COLTS):

- Participated in nine games (three starts) and compiled 24 receptions for 259 yards and two touchdowns. Also returned eight punts for 104 yards (13.0 avg.) and one kickoff for 22 yards.
- Played in his first career NFL contest in the team's regular season opener against Oakland (9/8). Did not record a reception, but participated on special teams.
- Caught his first two career passes for 28 yards, adding a long reception of 22 yards against Miami (9/15). Also participated on special teams and tallied one tackle.
- Saw action in his first contest since being signed from the practice squad on October 28 and recorded three receptions for 32 yards and a long catch of 17 yards in a win at Houston (11/3). Made a crucial reception on third down during the team's game-winning touchdown drive in the fourth quarter.
- In a Week 15 victory against Houston (12/15), started his first career game at wide receiver and made four catches for 45 yards and one touchdown. His touchdown marked the team's first on the opening offensive drive of a game dating back to Week 3 at San Francisco. It was also the team's first touchdown in the opening half of play dating back to Week 7 against Denver. Also returned punts for the first time in his career and



finished with three returns for a 22.3 average. Brought one punt back for 51 yards in the third quarter, which was the longest for the Colts during the season.

- Led the team in receiving and established new career highs in receptions (seven) and yards (80) in a Week 16 victory at Kansas City (12/22). Contributed with four punt returns for 32 yards.
- Started at wide receiver in a Week 17 victory against Jacksonville (12/29). Logged four receptions for 32 yards and one touchdown while contributing with one punt return for five yards. Notched the team's third touchdown of the game on the opening offensive possession of the third quarter to give the Colts a 27-3 lead.
- Started his first career postseason contest at wide receiver and finished with two catches for 26 yards in the Colts AFC Wild Card Playoff victory against Kansas City (1/4/14). Also added two fair catches serving as the team's punt returner.
- Compiled five receptions for 67 yards in the team's AFC Divisional Playoff loss at New England (1/11/14). Also contributed with two punt returns for six yards and one kickoff return for 16 yards.

2012 (COLTS):

- Played in two preseason games before being placed on Injured Reserve on August 27, 2012.

COLLEGE:

- Finished his Stanford career with 1,058 receiving yards (13.2 avg.) and five touchdowns.
- In 2011, led the Cardinal in receiving yardage (749) and recorded four touchdowns.
- Was a finalist for the Burlsworth Trophy, awarded to the top player in college football who began his career as a walk-on.
- Established career highs with nine receptions and 107 yards in his 2011 performance against Oregon.
- Made the team as a walk-on and was one-of-eight true freshmen to see action in 2008.

PERSONAL:

- Attended Southview High School in Sylvania, Ohio, and was a three-year letterwinner.
- Earned All-State Division II honorable mention accolades as a senior.
- Was a First Team All-*Toledo Blade* choice as a defensive back in 2007 and landed second-team all-conference honors as a quarterback his junior and senior seasons.
- Finished his prep career with 97 tackles, 11 interceptions and three forced fumbles. Also threw for 1,381 yards and 32 touchdowns.
- Was a special guest at the United Cerebral Palsy Association of Greater Indiana Annual Golf Outing.
- Participated in the Colts Pamper Her Pink event by having lunch with breast cancer survivors and women currently battling the disease.
- Helped fit 450 children with properly fitting shoes and hats for winter as part of the Eighth annual Cold Feet, Warm Shoes event.
- Participated in the Colts QB Shopping event with Shepherd Community Center as a volunteer shopper.
- As a part of the Colts Community Ticket Block program, joined 2012 rookie teammates in donating 10 tickets per game to youth organizations.
- Was a participant in a Colts Play 60 Challenge event.
- A native of Sylvania, Ohio.

CAREER REGULAR SEASON STATISTICS

Year	GP	GS	RECEIVING					RUSHING				
			No.	Yards	Avg.	LG	TD	No.	Yards	Avg.	LG	TD
2014 IND	10	0	2	23	0.0	18	0	0	0	0.0	0	0
2013 IND	9	3	24	259	10.8	25	2	0	0	0.0	0	0
2012 IND	INJURED RESERVE											
TOTAL	19	3	26	282	10.8	25	2	0	0	0.0	0	0

CAREER REGULAR SEASON RETURN STATISTICS

Year	GP	GS	PR	FC	Yards	Avg.	LG	TD	KR	Yards	Avg.	LG	TD
2014 IND	10	0	26	17	187	7.2	22	0	15	379	25.3	32	0
2013 IND	9	3	8	7	104	13.0	51	0	1	22	22.0	22	0
TOTAL	19	3	34	24	291	8.6	51	0	16	401	25.1	32	0

CAREER POSTSEASON STATISTICS

Year	GP	GS	RECEIVING				RUSHING					
			No.	Yards	Avg.	LG	TD	No.	Yards	Avg.	LG	TD
2014 IND	PRACTICE SQUAD/INACTIVE											
2013 IND	2	1	7	93	13.3	22	0	0	0	0.0	0	0
2012 IND	INJURED RESERVE											
TOTAL	2	1	7	93	13.3	22	0	0	0	0.0	0	0

CAREER POSTSEASON RETURN STATISTICS

Year	GP	GS	PR	FC	Yards	Avg.	LG	TD	KR	Yards	Avg.	LG	TD
2013 IND	2	1	2	3	6	3.0	9	0	1	16	16.0	16	0
TOTAL	2	1	2	3	6	3.0	9	0	1	16	16.0	16	0

SPECIAL TEAMS TACKLES: 3 (2014 - 1, 2013 - 2)

ADDITIONAL STATISTICS: Recovered an onside kick vs. Tennessee (9/28/14).

GETTING TO KNOW GRIFF WHALEN

Favorite team and/or athlete outside of football: Tiger Woods, Charlie Kimball and the U.S. Men's National Soccer Team

Hobbies outside of football: Golfing and traveling

What is something interesting about you that most people may not know: I eat a 100 percent plant-based diet

Favorite food: Indian

Favorite vacation spot: Europe

If you could have lunch with three people, living or dead, who would they be: Michael Jordan, Leonardo da Vinci and Bruce Wayne

ADMINISTRATION

COACHING
STAFFFOOTBALL
OPERATIONSBUSINESS
OPERATIONS

PLAYERS

2014 SEASON
IN REVIEWCOLTS
HISTORY

RECORDS

COLTS IN THE
COMMUNITY

2015 DRAFT PICKS



(Bottom row from left to right: No. 49 Amarlo Herrera, No. 34 Josh Robinson, No. 16 Phillip Dorsett, No. 30 D'Joun Smith) (Top row from left to right: No. 42 Clayton Geathers, No. 71 Denzelle Good, Head Coach Chuck Pagano, Owner & CEO Jim Irsay, General Manager Ryan Grigson, No. 96 Henry Anderson, No. 54 David Parry)





PHILLIP DORSETT

15 WIDE RECEIVER

5-10 185 MIAMI (FL)

NFL Exp: Rookie

Born: 1/5/93

How Acquired: D1 – 2015 (29th Overall)

CAREER TRANSACTIONS:

- Selected by the Colts in the first round (29th overall) of the 2015 NFL Draft.

COLLEGE HIGHLIGHTS:

- Played in 45 games (30 starts) at the University of Miami and tallied 121 receptions for 2,132 yards (17.6 avg.) and 17 touchdowns with a long catch of 79 yards which went for a touchdown. His 23.3 yards per catch average in his final two collegiate seasons was the most in the Football Bowl Subdivision.
- In 2014, his 24.2 yard per catch average ranked second in the nation while his 10 touchdowns led the conference.

2014:

- Started all 13 games for the Hurricanes at wide receiver, earning Second Team All-ACC honors after posting 36 catches for 871 yards (24.2 avg.) and 10 touchdowns. His 24.2 yards per catch average ranked second in the nation, trailing only Ohio State wide receiver Devin Smith.
- Had his third career multi-touchdown game against FAMU.
- Had career day against Arkansas State, recording just the third 200-yard receiving game in program history after grabbing four catches for 201 yards and two touchdowns. Both of his touchdowns against the Red Wolves came on 63-yard receptions.
- Recorded his third multi-touchdown game of the season vs. Cincinnati, with a game-high total of 143 yards on three receptions. Had a career-long 79-yard touchdown catch in the third quarter against the Bearcats.
- Posted four catches for 90 yards and a touchdown against top-ranked Florida State on national television. His 27-yard touchdown reception opened the scoring in the contest.
- Totaled 61 yards on three receptions, including a 47-yard first quarter touchdown pass, in a start against Virginia. Added two kickoff returns for 30 yards against the Cavaliers.
- Recorded his third 100-yard game of season in start against Pittsburgh after totaling 103 yards on five receptions. Hauled in a 51-yard touchdown against the Panthers.
- Totaled five catches for 45 yards and one touchdown in the Duck Commander Independence Bowl against South Carolina. The touchdown came on an 11-yard connection in the fourth quarter.

2013:

- Played in eight games with six starts at wide receiver as a junior. Missed five games recovering from a knee injury suffered at North Carolina (10/17).
- Finished the year with 13 catches for 272 yards and two touchdowns. Also had two kick returns for 28 yards and nine punt returns for 57 yards.
- Caught a 52-yard touchdown pass in the first quarter of an upset win over No. 9 Florida.
- Hauled in three passes for 75 yards in a road win at Central Florida.
- Tallied four catches for 66 yards in a win against Georgia Tech.
- Had two catches for 68 yards in a win at UNC before leaving the game with a knee injury.
- Saw limited action in the Russell Athletic Bowl against Louisville.

2012:

- Played in all 12 games at receiver and punt returner, making 10 starts. Received Third Team All-ACC honors from Phil Steele after leading the team with 842 receiving yards and four touchdowns on five catches.
- Also recorded 15 punt returns for 85 yards and 11 kick returns for 251 yards.
- Ranked second on the team with 21 plays of 25-plus yards. Named ACC Receiver of the Week for his performance against the Yellow Jackets.



- Followed that game with seven catches for 191 yards and two touchdowns in a win against North Carolina State, including the game-winning 62-yard touchdown with 19 seconds remaining.
- Had six catches for 103 yards and a touchdown in a loss at Virginia.
- Tied a single-game school record with 12 catches to go along with 111 yards vs. USF.
- Finished the year with four catches for 83 yards against Duke.

2011:

- Saw action in 12 games as a true freshman, making his first career start against South Florida.
- Finished the year with 14 catches for 147 yards.
- Recorded a season-high 41 yards on two catches against Kansas State.
- Threw a 16-yard touchdown pass on a trick play against No. 21 Virginia Tech.
- Scored the first touchdown of his career against Duke.
- Reeled in a season-high three catches in his first career start vs. USF.

PERSONAL:

- Attended St. Thomas Aquinas High School in Ft. Lauderdale, Fla. and helped lead his team to an undefeated season his senior year, winning the Florida 5-A football championship, as well as finishing first in the PowerAde Fab 50 ESPN Rise national poll (top ranked high school program in the country).
- As a senior, tallied 35 catches for 806 yards and 12 touchdowns.
- Listed as a three-star prospect by *Rivals.com* and ESPN.
- As a junior, had 30 catches for 594 yards and nine touchdowns.
- Was a high school teammate with fellow Colts wide receiver Duron Carter.
- A native of Ft. Lauderdale, Fla.

CAREER COLLEGE STATISTICS (RECEIVING)

Year	GP	GS	No.	Yards	Avg.	LG	TD
2014	13	13	36	871	24.2	79t	10
2013	8	6	13	272	20.9	58	2
2012	12	10	58	842	14.5	65t	4
2011	12	1	14	147	10.5	31	1
TOTAL	45	30	121	2,132	17.6	79t	17

CAREER COLLEGE STATISTICS (KICK RETURNS)

Year	GP	GS	No.	Yards	Avg.	LG	TD
2014	13	13	8	116	14.5	22	0
2013	8	6	2	28	14.0	17	0
2012	12	10	11	251	22.8	37	0
2011	12	1	4	82	20.5	22	0
TOTAL	45	30	25	477	19.1	37	0

CAREER COLLEGE STATISTICS (PUNT RETURNS)

Year	GP	GS	No.	Yards	Avg.	LG	TD
2014	13	13	1	-6	-6.0	0	0
2013	8	6	9	57	6.3	15	0
2012	12	10	15	85	5.7	20	0
2011	12	1	0	0	0.0	0	0
TOTAL	45	30	25	136	5.4	20	0

GETTING TO KNOW PHILLIP DORSETT

Favorite team and/or athlete outside of football: Miami Hurricanes

Favorite musician and/or song: Gucci Mane

Hobbies outside of football: Bowling

What is something interesting about you that most people may not know: Like to draw

Favorite food: Seafood

Favorite vacation spot: Bahamas

Favorite movie: *Coming to America*

What's the one thing you couldn't live without: My cellphone

**D'JOUN SMITH****30** CORNERBACK

5-11 193 FLORIDA ATLANTIC

NFL Exp: Rookie**Born:** 9/23/92**How Acquired:** D3 – 2015 (65th Overall)**CAREER TRANSACTIONS:**

- Selected by the Colts in the third round (65th overall) of the 2015 NFL Draft.

COLLEGE HIGHLIGHTS:

- In 44 career games at Florida Atlantic, totaled 120 tackles (78 solo), nine interceptions, three forced fumbles, two fumble recoveries, 1.0 sack and 29 passes defended.
- Returned 47 kickoffs for 1,093 yards (23.3 avg.).
- Earned Second Team Conference USA honors as a defensive back and honorable mention recognition as a kick returner in 2014.
- Was named Florida Atlantic's Defensive Player of the Year in 2014.
- Earned MVP accolades following the 2013 season when he finished with seven interceptions.

2014:

- In 11 games, compiled 53 tackles (32 solo), one interception, one forced fumble, two fumble recoveries and eight passes defended.
- Was the team's Defensive Player of the Year while garnering Second Team Conference USA accolades.
- Was voted by his teammates as a team captain.
- Recorded two tackles, his first interception of the season which he returned 23 yards for a touchdown and one fumble recovery against Tulsa. Earned co-Defensive Player of the Week honors for his performance.
- Contributed with four tackles and one forced fumble at Wyoming.
- Had a team-high 10 tackles, including one for a loss against Western Kentucky. It was the first double-digit tackle performance of his career.
- Tallied two tackles and one pass defended in a loss at Marshall. In the game, registered a single-game school record with 202 kickoff return yards on six returns with a long return of 49 yards.
- Finished with seven tackles, one fumble recovery and one pass defended at North Texas.

2013:

- Started all 12 games and finished with 35 tackles (25 solo) while adding seven interceptions, two forced fumbles, 1.0 sack and 13 passes defended.
- Earned First Team Conference USA All-Conference honors as well as being named the team's MVP.
- Ranked No. 1 in the conference and No. 3 nationally for interceptions with seven for 112 yards.
- Received first-team defensive honors from Phil Steele and was named FAU Student Athlete of the Week after performances against South Florida, Rice and Tulane.
- Was named Conference USA Defensive Player of the Week after the team's first victory of the season against South Florida. In the game, he returned an interception 75 yards for a touchdown, which marked the third longest in school history.
- Was the College Football Performance Awards National Defensive Back of the Week for his performance against Tulane. He recorded three interceptions becoming only the third player in school history to do so. Also became the first FAU player to be named Jim Thorpe Defensive Back of the Week following the game.

2012:

- Started in 11 games and totaled 25 tackles (16 solo), one interception and a team-leading eight passes defended.
- Returned 10 kickoffs for 214 yards (21.4 avg.) with a long return of 32 yards.
- Opened the year with a season-high four tackles while adding one interception.
- Tallied at least one tackle in every game except for his final outing.

**2011:**

- Played in all 10 games as a true freshman and notched seven tackles (five solo).
- Recorded at least one tackle in six games.
- Posted a season-high four tackles, all solo at Louisiana.
- Logged a 35-yard kickoff return at Michigan State and a 36-yard return against Middle Tennessee.
- Contributed with a season-high four kickoff returns for 77 yards at Troy.

PERSONAL:

- Competed at American High School in Hialeah, Fla. and recorded 75 tackles, seven interceptions, three forced fumbles, two touchdowns and 613 all-purpose yards as a senior.
- Earned Third Team All-Dade County honors and competed in the Dade vs. Broward All-Star game.
- Also competed in track.
- Was a communications major at Florida Atlantic.
- A native of Miami.

CAREER COLLEGE STATISTICS

Year	GP	GS	Solo	Asst.	Total	Sacks	PD	FF	FR	INT	Yards	Avg.	LG	TD
2014	11	11	32	21	53	0.0	8	1	2	1	23	23.0	23t	1
2013	12	12	25	10	35	1.0	13	2	0	7	112	16.0	75t	1
2012	11	11	16	9	25	0.0	8	0	0	1	0	0.0	0	0
2011	10	0	5	2	7	0.0	0	0	0	0	0	0.0	0	0
Total	44	34	78	42	120	1.0	29	3	2	9	135	15.0	75t	2

CAREER COLLEGE STATISTICS (KICK RETURNS)

Year	GP	GS	No.	Yards	Avg.	LG	TD
2014	11	11	17	447	26.3	49	0
2013	12	12	1	24	24.0	24	0
2012	11	11	10	214	21.4	32	0
2011	10	0	19	408	21.5	36	0
Total	44	34	47	1,093	23.3	49	0

GETTING TO KNOW D'JOUN SMITH

Favorite team and/or athlete: Sean Taylor

Favorite musician and/or song: Gospel music

Hobbies outside of football: Fishing, drawing and playing video games

Favorite food: Peanut butter and jelly

If you could have lunch with two people, living or dead, who would they be: Sean Taylor and Tupac Shakur

Favorite movie: *Home Alone* and *Toy Story*

What's the one thing you couldn't live without: God and family



HENRY ANDERSON
96 DEFENSIVE END
 6-6 300 STANFORD

NFL Exp: Rookie

Born: 8/3/91

How Acquired: D3 – 2015 (93rd Overall)

CAREER TRANSACTIONS:

- Selected by the Colts in the third round (93rd overall) of the 2015 NFL Draft.

ADMINISTRATION

COACHING
STAFFFOOTBALL
OPERATIONSBUSINESS
OPERATIONS

PLAYERS

2014 SEASON
IN REVIEWCOLTS
HISTORY

RECORDS

COLTS IN THE
COMMUNITY

**COLLEGE HIGHLIGHTS:**

- Completed his career at Stanford with 140 tackles (76 solo), 17.0 sacks, one forced fumble, one fumble recovery and seven passes defended in 48 career games (35 starts).
- Earned several accolades as a fifth-year senior, including First Team All-Pac-12, First Team Pac-12 All-Academic, *SI.com* All-America honorable mention and Phil Steele First Team All-Pac-12 honors.

2014:

- Recorded 65 tackles (40 solo), 15.0 tackles for loss, 8.5 sacks and two passes defended in 13 games played.
- Posted two tackles and a nine-yard sack against UC Davis.
- Compiled seven tackles (four solo) and one tackle for loss against USC.
- Finished with eight tackles and one tackle for loss at Arizona State.
- Tallied a game-high 11 tackles, 5.5 tackles for loss and 3.0 sacks against Utah.
- Registered six tackles (five solo), two tackles for loss and 1.0 sack at UCLA.

2013:

- Completed in eight games and totaled 19 tackles (eight solo), four tackles for loss and 3.0 sacks.
- Was named a First Team Pac-12 All-Academic selection as well as an Honorable Mention All-Pac-12 choice.
- Recorded two tackles and half a sack against San Jose State.
- Notched five tackles and half a sack against Oregon.
- Contributed with three solo tackles and 1.0 sack against Arizona State in the Pac-12 Championship Game.
- Logged two tackles and 1.0 sack against Michigan State in the Rose Bowl.

2012:

- Started in all 14 contests and totaled 50 tackles (27 solo), 13.0 tackles for loss, 5.5 sacks, one forced fumble and five passes defended.
- Earned First Team Pac-12 All-Academic honors and was named a Second Team All-Pac-12 selection.
- Received the Tommy Vardell Award for excellence in athletics and academics.
- Recorded 11.5 of his 13.0 tackles for loss and 4.5 of his 5.5 sacks after the season's seventh game.
- Posted his first career sack while adding seven tackles at Washington.
- Finished with 2.0 sacks at Colorado.
- Tallied seven tackles at Oregon, including 2.5 tackles for loss.
- Compiled five solo tackles and two tackles for loss in the Pac-12 title game.

2011:

- Competed in all 13 games and registered six tackles and one fumble recovery.
- Recovered a fumble and returned it 37 yards to the one-yard line against San Jose State.
- Finished with a season-high three tackles at Duke.

2010:

- Did not see action as a freshman.

PERSONAL:

- Played at Woodward (Ga.) High School and was rated as the nation's 27th-best defensive player by *Rivals.com*.
- Completed his prep career with 183 tackles and 20.5 sacks.
- Led Woodward to Region 4AAA runner-up finishes in 2008 and 2009.
- Was an *Atlanta Journal Constitution* first-team all-state selection as well as a three-time South Fulton Neighbor All-South Metro and a two-time all-4AAA region choice.
- Played in the 2010 Offense-Defense All-American Bowl.
- Also lettered in basketball and track and field. Won the state championship and broke the school record in shot put.
- As a senior, finished with 81 tackles, 14 tackles for loss, 9.5 sacks, two fumble recoveries and six passes defended.
- Majored in political science at Stanford.
- Was born in Atlanta.

CAREER COLLEGE STATISTICS

Year	GP	GS	Solo	Asst.	Total	Sacks	PD	FF	FR	INT	Yards	Avg.	LG	TD
2014	13	13	40	25	65	8.5	2	0	0	0	0	0.0	0	0
2013	8	8	8	11	19	3.0	0	0	0	0	0	0.0	0	0
2012	14	14	27	23	50	5.5	5	1	0	0	0	0.0	0	0
2011	13	0	1	5	6	0.0	0	0	1	0	0	0.0	0	0
2010	0	0	0	0	0	0.0	0	0	0	0	0	0.0	0	0
Total	48	35	76	64	140	17.0	7	1	1	0	0	0.0	0	0



GETTING TO KNOW HENRY ANDERSON

Favorite team and/or athlete outside of football: Tiger Woods

Favorite musician and/or song: Zac Brown Band

Hobbies outside of football: Playing golf

What is something interesting about you that most people may not know: Swimming was my main sport as a kid

Favorite food: Cheeseburgers

Favorite vacation spot: Cancun

If you could have lunch with three people, living or dead, who would they be: Charles Barkley, Jimmy Fallon and Kevin Hart

Favorite movie: *American Gangster*

What's the one thing you couldn't live without: Family



CLAYTON GEATHERS
42 SAFETY
 6-2 215 CENTRAL FLORIDA

NFL Exp: Rookie

Born: 6/1/92

How Acquired: D4 – 2015 (109th Overall)

CAREER TRANSACTIONS:

- Selected by the Colts in the fourth round (109th overall) of the 2015 NFL Draft.

COLLEGE HIGHLIGHTS:

- Played in 53 games (52 starts) at Central Florida and totaled 383 tackles (226 solo), 19 tackles for loss, three interceptions, five forced fumbles, two fumble recoveries, 1.0 sack and 30 passes defended.
- His 383 career tackles are the third most in school history and his 53 career games played are tied for a school record.
- Named a First Team All-American Athletic Conference selection as a senior season. Also served as a team captain his senior year and was named the team's Most Outstanding Defensive Back.
- Was a Second Team All-American Athletic Conference choice as a junior.

2014:

- As a team captain, started all 13 games and notched 97 tackles (58 solo), 6.5 tackles for loss, nine passes defended, one interception, one forced fumble, one fumble recovery and 1.0 sack.
- Selected as the squad's Most Outstanding Defensive Back.
- Led the defense with 15 tackles (10 solo) at the Croke Park Classic in Dublin vs. Penn State.
- Tallied five tackles (four solo) and added one pass defended at Missouri.
- Posted his third career interception in the second quarter at Houston. Also had nine tackles (four solo).
- Recorded seven tackles (five solo) and one pass defended against Tulane.
- Tallied four tackles and his first career sack against Temple.
- Led UCF with 11 total tackles (seven solo) and 1.5 tackles for loss at Connecticut.
- Finished with eight tackles, one tackle for loss and one forced fumble at USF.
- Led the team with 14 tackles against North Carolina State in the St. Petersburg Bowl.

2013:

- Started all 13 games at strong safety and earned Second Team All-American Athletic Conference honors after totaling 100 tackles (64 solo), 4.5 tackles for loss, two interceptions, two forced fumbles, one fumble recovery and 10 passes defended.
- Was named UCF's Most Improved Defensive Player.
- Registered his second consecutive season with triple-figure tackles. His 100 stops led all defensive backs on the team.
- Notched seven total tackles (three solo) and one tackle for loss against Akron.



- Collected four tackles (three solo) and one tackle for loss at FIU.
- Totaled eight tackles (five solo) and one pass defended at Penn State.
- Compiled 11 total tackles and collected one fumble recovery against South Carolina.
- Registered 12 solo tackles and two passes defended at Memphis.
- Recorded five tackles (four solo), one pass defended and a forced fumble at Louisville.
- Led team with nine tackles (six solo) and three passes defended against Houston. His three passes defended tied for the 10th most in a single game in UCF history.
- Led the team in tackles for the second-straight week with nine solo stops and one tackle for loss at Temple.
- Recorded seven tackles (four solo) and made his first career interception against Rutgers.
- Made nine tackles (seven solo) and snared his second interception of the season at SMU.
- Registered 10 tackles (four solo) in a win over Baylor in the Tostitos Fiesta Bowl.

2012:

- Started 14 games at strong safety and ranked second on the team with 117 tackles while adding four tackles for loss, two forced fumbles and five passes defended.
- Collected at least 10 tackles in each of his final four games.
- Finished with 10 tackles (four solo) at Ohio State.
- Posted a game-high 13 tackles (10 solo), one tackle for loss and one forced fumble at Memphis.
- Notched two solo tackles and forced a fumble at UTEP.
- Recorded 12 tackles (seven solo) and one tackle for loss at Tulsa.
- Registered a career-high 17 tackles (seven solo) against UAB.
- Netted 14 tackles in the Conference USA Championship Game against Tulsa.
- Tallied 10 tackles in a win over Ball State in the Beef 'O' Brady's Bowl.

2011:

- Started all 12 games at strong safety and recorded 67 tackles (40 solo), one tackle for loss and six passes defended.
- Was voted to the Conference USA All-Freshman Team.
- Collected five tackles (four solo) at BYU.
- Finished with 10 tackles (seven solo) and one tackle for loss at UAB.
- Posted a season-high 13 tackles (eight solo), one tackle for loss and one pass defended against Tulsa.
- Racked up 12 tackles (five solo) and one pass defended at East Carolina.

2010:

- Played in one game, posting two tackles.

PERSONAL:

- Played at Carvers Bay High School in Hemingway, S.C. and helped his team to a Lower State Championship in 2007 and 2008 and a 33-4 overall record from 2007-09.
- Was named an all-state selection as a defensive back in 2009 and as a running back in 2008.
- Was the team's Offensive MVP as a junior, rushing for 1,500 yards and 23 touchdowns while adding four interceptions on defense.
- A three-time all-region pick.
- Played in the Shrine Bowl of the Carolinas.
- Majored in sports and fitness at UCF.
- Joins five other NFL family members: Jumpy Geathers, Robert Geathers, Sr., Robert Geathers, Jr., Kwame Geathers and Clifton Geathers.

CAREER COLLEGE STATISTICS

Year	GP	GS	Solo	Asst.	Total	Sacks	PD	FF	FR	INT	Yards	Avg.	LG	TD
2014	13	13	58	39	97	1.0	9	1	1	1	2	2.0	2	0
2013	13	13	64	36	100	0.0	10	2	1	2	5	2.5	5	0
2012	14	14	62	55	117	0.0	5	2	0	0	0	0.0	0	0
2011	12	12	40	27	67	0.0	6	0	0	0	0	0.0	0	0
2010	1	0	2	0	2	0.0	0	0	0	0	0	0.0	0	0
Total	53	52	226	157	383	1.0	30	5	2	3	7	2.3	5	0



GETTING TO KNOW CLAYTON GEATHERS

Favorite musician and/or song: Phil Collins – “In the Air Tonight”

Hobbies outside of football: Playing with RC cars and playing video games, mostly Call of Duty

What is something interesting about you that most people may not know: That I play with RC cars

Favorite vacation spot: Jamaica

If you could have lunch with three people, living or dead, who would they be: James Geathers, Sean Taylor and Dr. Martin Luther King, Jr.

Favorite movie: *The Five Heartbeats*

What's the one thing you couldn't live without: Family



DAVID PARRY
54 DEFENSIVE TACKLE
 6-2 310 STANFORD

NFL Exp: Rookie

Born: 3/7/92

How Acquired: D5 – 2015 (151st Overall)

CAREER TRANSACTIONS:

- Selected by the Colts in the fifth round (151st overall) of the 2015 NFL Draft.

COLLEGE HIGHLIGHTS:

- Appeared in 40 games (23 starts) at Stanford and posted 91 tackles (43 solo), 17.5 tackles for loss, 6.5 sacks and two passes defended.
- Was a Burlsworth Trophy semifinalist, which is awarded annually to the most outstanding college football player who began his career as a walk-on.
- Named an All-Pac-12 honorable mention selection as a senior.
- A three-time member of the Pac-12 All-Academic Team. Received first-team honors in 2014, second-team honors in 2013 and honorable mention honors in 2012.

2014:

- Had his best season at Stanford, finishing with 34 tackles, 7.5 tackles for loss and 4.5 sacks in 12 games played.
- Received All-Pac-12 honorable mention accolades.
- Excelled in the classroom for the third consecutive season and was named a First Team Pac-12 All-Academic choice.
- Collected three tackles and one tackle for loss at Notre Dame.
- Had five quarterback hurries and 1.0 sack against Washington State.
- Posted six tackles and 1.5 tackles for loss against Utah.
- Had two tackles and 1.0 sack at Cal.
- Corralled four tackles and half a sack against Maryland.

2013:

- Was a Burlsworth Trophy candidate who played in 14 games, making 23 tackles (11 solo) and five tackles for loss.
- Was a Second Team Pac-12 All-Academic selection.
- Had three tackles against San Jose State.
- Had four tackles and two quarterback hurries against Washington.
- Tallied three tackles at Oregon State.
- Posted three tackles and one tackle for loss against Michigan State in the Rose Bowl.

2012:

- Played in 14 games with three starts and had 28 tackles (17 solo), three tackles for loss and two passes defended.
- Was a Pac-12 All-Academic honorable mention selection.

ADMINISTRATION

COACHING
STAFFFOOTBALL
OPERATIONSBUSINESS
OPERATIONS

PLAYERS

2014 SEASON
IN REVIEWCOLTS
HISTORY

RECORDS

COLTS IN THE
COMMUNITY



- Had three tackles and one tackle for loss against Duke.
- Tallied a first quarter sack in a three-and-out possession against Arizona.
- Record a season-high five solo tackles in his starting debut at UCLA.
- Posted 1.0 sack and one pass defended in the team's win against UCLA in the Pac-12 title game.
- Had three tackles in a Rose Bowl win over Wisconsin.

2011:

- Played in all 13 games and tallied six tackles (three solo) and 1.5 tackles for loss.
- Had a season-high two tackles at Duke and Colorado.

2010:

- Did not see action as a freshman.

PERSONAL:

- Graduated from Linn-Mar High School in Marion, Iowa where he was a three-year varsity letterwinner at offensive and defensive tackle.
- Was a First Team Iowa Newspaper Association 4A All-State offensive lineman as a senior.
- Was named a First Team Iowa Preps Elite All-State choice.
- Was the team MVP as a senior and was selected to play in the Iowa Shrine All-Star Game.
- Has an older brother, George, who played football at Harvard (2000-04).
- Majored in political science at Stanford.
- Born in Carrollton, Texas.

CAREER COLLEGE STATISTICS

Year	GP	GS	Solo	Asst.	Total	Sacks	PD	FF	FR	INT	Yards	Avg.	LG	TD
2014	12	11	12	22	34	4.5	0	0	0	0	0	0.0	0	0
2013	14	9	11	12	23	0.0	0	0	0	0	0	0.0	0	0
2012	14	3	17	11	28	2.0	2	0	0	0	0	0.0	0	0
2011	13	0	3	3	6	0.0	0	0	0	0	0	0.0	0	0
2010	0	0	0	0	0	0.0	0	0	0	0	0	0.0	0	0
Total	40	23	43	48	91	6.5	2	0	0	0	0	0.0	0	0

GETTING TO KNOW DAVID PARRY

Favorite team and/or athlete outside of football: Mark Hunt (MMA)

Favorite musician and/or song: Future – "Real Sisters"

Hobbies outside of football: Watching movies and spending time with family and friends

What is something interesting about you that most people may not know: I'm a movie critic

Favorite food: Italian

Favorite vacation spot: Las Vegas

If you could have lunch with three people, living or dead, who would they be: Bob Parry, Fa'amaile

Amituanai and Tala Taeleifi

Favorite movie: *Inception*

What's the one thing you couldn't live without: My family



JOSH ROBINSON

34 RUNNING BACK

5-8 221 MISSISSIPPI STATE

NFL Exp: Rookie

Born: 8/24/92

How Acquired: D6 – 2015 (205th Overall)

CAREER TRANSACTIONS:

- Selected by the Colts in the sixth round (205th overall) of the 2015 NFL Draft.

COLLEGE HIGHLIGHTS:

- Played in 38 games (13 starts) at Mississippi State and rushed for 1,997 yards on 323 carries with 15 touchdowns, adding 493 yards receiving and one score.
- Finished his career tied for the school record in yards per carry average (6.2), matching Harvey Johnson's mark dated 75 years ago (1938-1940).
- Tallied five 100-yard rushing games in his career and one 100-yard receiving game.

2014:

- Was a Second Team All-SEC selection by the league's coaches and The Associated Press in his first year as a starter.
- Played in all 13 games with 11 starts and tied for first in the SEC with 11 rushing touchdowns. The 11 scores on the ground are tied for ninth in school history.
- Ranked third in the SEC in rushing yards (1,203, 34th in FBS) and rushing yards per game (92.5, 39th in FBS).
- His 1,203 rushing yards ranked third in school history and his 1,573 all-purpose yards ranked second in school history.
- Tallied 124 rushing yards on 20 carries with one score against UAB.
- Broke loose for 197 rushing yards and one touchdown, including a 66-yard run, in a win at No. 8 LSU. The 197 rushing yards were the most by a running back against LSU since Arkansas' Darren McFadden ran for 206 in 2007.
- Rushed for a game-high 107 yards and tied a career-high with two touchdowns in win against No. 6 Texas A&M.
- Totaled a game-high 134 all-purpose yards in a win against No. 2 Auburn, rushing for 97 yards and two touchdowns, while catching two passes for 37 yards.
- Recorded his third 100-yard receiving game of season in a start against Pittsburgh after totaling 103 yards on five receptions. Hauled in a 51-yard touchdown against the Panthers.
- Tallied career highs in carries (23) and rushing yards (198) in a road win at Kentucky, scoring two touchdowns en route to earning SEC Co-Offensive Player of the Week honors. Of his 198 rushing yards against the Wildcats, 142 came after contact, including a dazzling highlight reel run in which he broke eight tackles.
- Recorded a game-high 174 all-purpose yards in a home win against Arkansas, including a career-high 110 receiving yards on a career-best six receptions.
- Averaged 9.0 yards per carry in a Senior Day win against Vanderbilt, rushing seven times for 63 yards while tallying his first career touchdown reception.
- Had 13 carries for 75 yards (5.8 avg.) in an Orange Bowl loss against Georgia Tech.

2013:

- Served as the primary backup to running back LaDarius Perkins and played in all 13 games, starting two (Alcorn State and Rice).
- Finished as the squad's third-leading rusher with 459 yards on 78 carries. Averaged 5.9 yards per carry and tied for second on the team with three rushing scores.
- Contributed as a receiving threat out of the backfield, hauling in 12 passes for 115 yards, an average of 9.6 yards per reception.
- Carried six or more times in eight contests, including five of the final six contests of the year.
- Rushed for 40-or-more yards in six games (Oklahoma State, 48; Troy, 46; LSU, 40; Texas A&M, 73; Arkansas, 101; Rice, 45).
- Impressed on first and third down carries, averaging 6.5 yards on first down attempts and 6.4 yards on third down tries.

ADMINISTRATION

COACHING
STAFFFOOTBALL
OPERATIONSBUSINESS
OPERATIONS

PLAYERS

2014 SEASON
IN REVIEWCOLTS
HISTORY

RECORDS

COLTS IN THE
COMMUNITY



- Made his first career start in the second game against Alcorn State.
- Carried six times in the second and third quarters against Troy, gaining four rushing first downs and a touchdown, his first of the season on a 19-yard rush in second quarter.
- Gained 101 rushing yards on 17 carries at Arkansas, all in the second half. Averaged 5.9 yards per carry against the Razorbacks.
- Scored game's first touchdown against Ole Miss, diving into the end zone from one-yard away in the second quarter.
- Rushed for 45 yards on just three carries against Rice in the AutoZone Liberty Bowl.

2012:

- Was the team's second-leading rusher during his redshirt freshman season, carrying 55 times for 335 yards and a touchdown.
- Averaged 6.1 yards per carry.
- Scored his first career touchdown against Tennessee.
- Carried six times for 30 yards against Auburn.
- Against Northwestern in the Gator Bowl, led the team with a season-high 91 yards on the ground on seven carries, including a season-long 59-yard rush.

2011:

- Redshirted as a true freshman.

PERSONAL:

- Attended Franklinton (La.) High School, where he helped lead the team to the Louisiana Class 4A Championship.
- Picked by the Louisiana Sports Writers Association to the First Team All-State 4A squad.
- Was an honorable mention choice on the *Baton Rouge Advocate's* state-wide 2011 Super Dozen.
- Ran for 1,105 yards during his senior season and scored 20 touchdowns. Also caught 22 passes for 558 yards and seven scores.
- As a junior, the Demons went 14-1 and fell one game short of the state championship, losing to Neville High School in the finals. He rushed for 1,315 yards and scored 22 touchdowns that season and added 11 catches for 205 yards and five touchdowns.
- Also participated in varsity track.
- Majored in human sciences at Mississippi State.
- A native of Franklinton, La.

CAREER COLLEGE STATISTICS (RUSHING)

Year	GP	GS	No.	Yards	Avg.	LG	TD
2014	13	11	190	1203	6.3	73t	11
2013	13	2	78	459	5.9	58t	3
2012	12	0	48	244	5.1	22	1
TOTAL	38	13	316	1,906	6.0	73t	15

CAREER COLLEGE STATISTICS (RECEIVING)

Year	GP	GS	No.	Yards	Avg.	LG	TD
2014	13	11	28	370	13.2	47	1
2013	13	2	12	115	9.6	23	0
2012	12	0	2	11	5.5	9	0
TOTAL	38	13	121	496	17.6	47	1

GETTING TO KNOW JOSH ROBINSON

Favorite team and/or athlete outside of football: LeBron James

Favorite musician and/or song: Kevin Gates and Lil Boosie

Hobbies outside of football: Baseball

What is something interesting about you that most people may not know: I'm a human bowling ball

Favorite food: Cajun

Favorite movie: *Friday* and *Life*

What's the one thing you couldn't live without: God



AMARLO HERRERA

49 INSIDE LINEBACKER

6-1 249 GEORGIA

NFL Exp: Rookie

Born: 9/20/91

How Acquired: D6 – 2015 (207th Overall)

CAREER TRANSACTIONS:

- Selected by the Colts in the sixth round (207th overall) of the 2015 NFL Draft.

COLLEGE HIGHLIGHTS:

- In 54 collegiate games (43 starts), totaled 334 tackles (147 solo), 3.5 sacks, three interceptions, 21 tackles for loss, four forced fumbles, two fumble recoveries and 11 passes defended.
- Was named a First Team Associated Press All-SEC selection in 2014 while being voted as a team captain.
- Was the recipient of the UGA Coaches' Leadership Award in 2014.
- Was the 2013 UGA Defensive MVP.

2014:

- Started all 13 games and finished with a team-leading 115 tackles (44 solo) and 10 tackles for loss while adding 3.0 sacks, one interception, one forced fumble, one fumble recovery and one pass defended.
- Earned First Team Associated Press All-SEC recognition as a team captain. Was also named to Phil Steele's All-SEC third-team.
- Was named SEC Defensive Player of the Week after he tied a career-high with 12 tackles against No. 16 Clemson. Also contributed with a team-leading 3.5 tackles for loss and 2.0 sacks, both career highs.
- Led the team with 11 tackles against Florida.
- Notched 12 tackles and added an interception against Auburn.
- Set a career-high with 19 tackles against No. 16 Georgia Tech and added a fumble recovery in the fourth quarter which allowed the Bulldogs to drive down the field for the go-ahead touchdown with 18 seconds left on the clock.

2013:

- Started all 13 games and ranked second on the team with 112 tackles while adding one interception.
- Was named to Phil Steele's All-SEC third-team.
- Tied his previous career-high with 12 tackles against Clemson and added two passes defended.
- Made seven tackles and posted a 16-yard interception return against Appalachian State.
- Led the team with 12 tackles, including two tackles for loss against Georgia Tech.

2012:

- Appeared in 14 games (nine starts) and recorded 70 tackles, one interception, one forced fumble and one fumble recovery.
- Notched a season-high 10 tackles at Missouri while contributing with one tackle for loss and one fumble recovery.
- Had seven stops and a 35-yard interception return for a touchdown against Florida Atlantic.
- Posted a team-leading eight tackles against Vanderbilt.
- Led the defense with 11 tackles at No. 6 South Carolina.

2011:

- Competed in 14 games (eight starts) and finished with 37 tackles (16 solo), three tackles for loss, one forced fumble and two passes defended.
- Was a nominee for the team's Newcomer of the Year Award.
- Earned Athletic Director's Honor Roll distinction for the fall semester.
- Tallied six tackles on three occasions at Tennessee, against Mississippi State and at Ole Miss.

ADMINISTRATION

COACHING
STAFFFOOTBALL
OPERATIONSBUSINESS
OPERATIONS

PLAYERS

2014 SEASON
IN REVIEWCOLTS
HISTORY

RECORDS

COLTS IN THE
COMMUNITY

PERSONAL:

- Attended North Clayton High School in College Park, Ga. and was a *PrepStar* All-Southeast Region choice.
- Was a four-star player by *Scout.com* and ranked as the No. 11 middle linebacker in the country.
- Was named to the *Atlanta Journal-Constitution* Top 50 and was a member of the AJC's Class AAAA All-State team.
- Was the team's Defensive MVP as a junior and senior.
- His 181 career tackles set a school record.
- Majored in sociology at Georgia.
- A native of College Park, Ga.

CAREER COLLEGE STATISTICS

Year	GP	GS	Solo	Asst.	Total	Sacks	PD	FF	FR	INT	Yards	Avg.	LG	TD
2014	13	13	44	71	115	3.0	1	1	1	1	0	0.0	0	0
2013	13	13	54	58	112	0.5	6	1	0	1	16	16.0	16	0
2012	14	9	33	37	70	0.0	2	1	1	1	35	35.0	35	0
2011	14	8	16	21	37	0.0	2	1	0	0	0	0.0	0	0
Total	54	43	147	187	334	3.5	11	4	2	3	51	17.0	35	0

GETTING TO KNOW AMARLO HERRERA

Favorite team and/or athlete outside of football: Carmelo Anthony

Favorite musician and/or song: Luke Bryan – "Crash My Party"

Hobbies outside of football: Listening to a lot of different types of music

What is something interesting about you that most people may not know: Pretty funny person once you get to know me, and I love the color pink

Favorite food: Hands down Chick-Fil-A

Favorite vacation spot: Nothing beats Atlanta

If you could have lunch with two people, living or dead, who would they be: Lil Wayne and Dr. Martin Luther King, Jr.

Favorite movie: *Elf*

What's the one thing you couldn't live without: My phone



DENZELLE GOOD
71 TACKLE
 6-5 340 MARS HILL

NFL Exp: Rookie

Born: 3/8/91

How Acquired: D7 – 2015 (255th Overall)

CAREER TRANSACTIONS:

- Selected by the Colts in the seventh round (255th overall) of the 2015 NFL Draft.

COLLEGE HIGHLIGHTS:

- A two-time First Team All-South Atlantic Conference choice at Mars Hill.
- Did not allow a sack in the three years he competed with the Mountain Lions.
- Was a participant in the 2015 NFL Regional Combine in Baltimore and Super Regional Combine in Arizona.

2014:

- Started in 10 games and was a First-Team All-SAC selection.
- Blocked for an offense that ranked fourth in the South Atlantic Conference in yards per game (404.9).
- Provided time for quarterback Trent Miller to rank third in the conference averaging 178.1 yards per game while throwing nine touchdowns.

**2013:**

- Earned First-Team All-SAC honors for the first time in his collegiate career.
- Started all 11 games on the offensive line.
- Blocked for quarterback Trent Miller who earned SAC Offensive Freshman of the Year honors after totaling 2,757 yards and 23 touchdowns.

2012:

- Started in all 10 games on the offensive line.
- Assisted Mars Hill to a 6-4 record while providing time for the offense to generate 28.0 points per game.
- The Mountain Lions finished third in the conference.

2011:

- Did not play football.

2010:

- Did not see action as a freshman at N.C. State.

PERSONAL:

- Played offensive tackle at Gaffney (S.C.) High School and was rated as the No. 5 overall prospect in South Carolina.
- Was a two-time all-region and all-area selection.
- Named to the All-Atlantic Region class of 2009 by *PrepStar*.
- In 2008, was voted a first-team all-state selection by The Associated Press, Coaches Poll, Media Poll and HSSR Poll.
- Participated in the Shrine Bowl following his senior season.
- A native of Gaffney, S.C.

CAREER COLLEGE GP/GS:

2014: 10/10

2013: 11/11

2012: 10/10

2011: 0/0

2010: 0/0

TOTAL: 31/31**GETTING TO KNOW DENZELLE GOOD****Favorite team and/or athlete outside of football:** Miami Heat/LeBron James**Favorite musician and/or song:** Lil Wayne**Hobbies outside of football:** Drawing and cooking**What is something interesting about you that most people may not know:** I still watch Cartoon Network faithfully**Favorite food:** Pizza**Favorite vacation spot:** North Myrtle Beach**If you could have lunch with three people, living or dead, who would they be:** My granny, Bob Marley and Michael Jackson**Favorite movie:** *Don't Be a Menace to South Central While Drinking Your Juice in the Hood***What's the one thing you couldn't live without:** My family

2015 UNDRAFTED FREE AGENTS

ADMINISTRATION
COACHING STAFF
FOOTBALL OPERATIONS
BUSINESS OPERATIONS
PLAYERS
2014 SEASON IN REVIEW
COLTS HISTORY
RECORDS
COLTS IN THE COMMUNITY



BRYAN BENNETT

7 QUARTERBACK
6-2 215
SOUTHEASTERN LOUISIANA

NFL Exp: Rookie

Born: 3/6/92

How Acquired: FA-2015

CAREER TRANSACTIONS:

- Signed by the Colts as an undrafted free agent on May 5, 2015.

COLLEGE:

- Played and started in 27 games at Southeastern Louisiana, throwing for 5,522 yards and 39 touchdowns in two seasons.
- Was a dual threat quarterback who also rushed for 1,715 yards and 31 touchdowns in his career for the Lions.
- Ran for 1,046 yards and 16 touchdowns his junior season en route to being named Southland Conference Player of the Year.
- Accounted for 4,211 yards of total offense and 37 touchdowns that season.
- Prior to Southeastern Louisiana, spent two seasons at Oregon, backing up Darron Thomas in 2011 and Marcus Mariota in 2012.
- Played in 18 games for the Ducks and posted 580 passing yards and nine touchdowns while contributing with 365 rushing yards and six touchdowns.

PERSONAL:

- Was a three-year starter at quarterback and defensive back Crespi High School in Encino, Calif.
- Completed 170-of-266 passes for 2,370 yards and 27 touchdowns his senior year.
- Also ran for 410 yards on 60 carries, scoring seven more touchdowns on the ground.
- Selected as the MVP among quarterbacks at the Scout Combine in Los Angeles prior to his senior season.
- Was a four-star recruit and was listed as the No. 10 quarterback in the nation by *Scout.com*.
- Ranked No. 15 by Rivals.com at quarterback.
- A native of Granada Hills, Calif.



QUAN BRAY

5 WIDE RECEIVER
5-10 182 AUBURN

NFL Exp: Rookie

Born: 4/28/93

How Acquired: FA-2015

CAREER TRANSACTIONS:

- Signed by the Colts as an undrafted free agent on May 5, 2015.

COLLEGE:

- Registered 90 receptions for 849 yards and seven touchdowns at Auburn.



- Ranks third in school history in punt return average (10.09) among players with at least 50 returns and eighth in punt return yardage (565).
- As a senior in 2014, finished second in the nation in punt returns (18.1) and was a Second Team All-SEC selection as a return specialist, voted by the league's coaches.
- Became the first player in Auburn history to score a rushing, receiving and punt return touchdown in the same season.

PERSONAL:

- Played at Troup County High School in LaGrange, Ga.
- Registered 1,300 rushing yards and 300 receiving yards as a senior.
- As a junior, accounted for 2,128 yards and 28 touchdowns.
- Listed as the nation's No. 5 athlete by *ESPN.com*.
- Ranked as the nation's No. 5 all-purpose back, the No. 8 player from the state of Georgia and the 109th best player nationally by *Rivals.com*.
- Was selected to play in the 2011 Under Armour All-America game following his senior season.
- Graduated with a degree in public administration from Auburn.
- A native of LaGrange, Ga.



DURON CARTER
9 WIDE RECEIVER
 6-5 211 COFFEYVILLE
 COMMUNITY COLLEGE

NFL Exp: Rookie

Born: 3/22/91

How Acquired: FA – 2015

CAREER TRANSACTIONS:

- Signed by the Colts as a free agent on February 4, 2015.

CFL CAREER:

- In two seasons with the Montreal Alouettes (2013-14), totaled 124 receptions for 1,939 yards and 12 touchdowns.
- In 2014, was named a CFL All-Star after leading the team with career highs of 75 receptions for 1,030 yards and seven touchdowns.
- His reception and receiving yardage totals ranked third in the league in 2014, while his touchdown total tied for second.
- Named CFL Offensive Player of the Week after reeling in 11 catches for 181 yards and a touchdown in a Week 19 win against the Toronto Argonauts (11/2/14).
- As a rookie in 2013, appeared in 11 games and hauled in 49 receptions for 909 yards and five touchdowns.
- Ranked second on the team in receiving yards, tied for second in touchdowns and third in receptions in his first season with Montreal.

COLLEGE:

- Played one season of collegiate football at Ohio State in 2009 and caught 13 passes for 178 yards and a touchdown.
- Attended Coffeyville (Kan.) Community College in 2010 and recorded team highs in receiving yards (690) and touchdowns (10) and tied for second in receptions (44).
- Transferred to Alabama in 2011 and Florida Atlantic in 2012, but did not play in any games.

PERSONAL:

- Attended St. Thomas Aquinas High School in Fort Lauderdale, Fla. and helped lead the Raiders to back-to-back Florida state 5A titles.
- As a senior, earned First Team All-Broward honors and was selected to play in the 2009 Under Armour All-America game after catching 39 passes for 739 yards and 14 touchdowns.

ADMINISTRATION

COACHING
STAFFFOOTBALL
OPERATIONSBUSINESS
OPERATIONS

PLAYERS

2014 SEASON
IN REVIEWCOLTS
HISTORY

RECORDS

COLTS IN THE
COMMUNITY

- Also played basketball and ran track.
- Son of Pro Football Hall of Fame wide receiver Cris Carter.
- A native of Fort Lauderdale, Fla.

ADMINISTRATION
COACHING STAFF
FOOTBALL OPERATIONS
BUSINESS OPERATIONS
PLAYERS
2014 SEASON IN REVIEW
COLTS HISTORY
RECORDS
COLTS IN THE COMMUNITY



DONALD CELISCAR
35 CORNERBACK
5-11 194 WESTERN MICHIGAN

NFL Exp: Rookie

Born: 10/14/91

How Acquired: FA-2015

CAREER TRANSACTIONS:

- Signed by the Colts as an undrafted free agent on May 5, 2015.

COLLEGE:

- Started 40-of-48 games and registered 247 tackles, 10 interceptions and 45 passes defended over his collegiate career.
- Along with teammate Ronald Zamort, the two led the nation in passes defended per game (1.6) in 2014.
- Earned First Team All-MAC honors as a senior after finishing the year with 17 passes defended and tied for the team lead with four interceptions.
- On one occasion each in 2013 and 2014, he was selected as the MAC West Defensive Player of the Week.

PERSONAL:

- Played at Winter Haven (Fla.) High School.
- Earned first-team all-county honors as a senior and was named second-team all-county as a junior.
- Participated in the East/West All-Star game.
- Played in the NFLPA Game and was invited to the NFL Combine.
- Majored in recreation and minored in general business at Western Michigan.
- Is the son of Sergot and Myrnes Celiscar and has five brothers and three sisters.
- A native of Winter Haven, Fla.
- Born in Haiti.



WILL CORBIN
73 GUARD
6-6 320 APPALACHIAN STATE

NFL Exp: Rookie

Born: 12/8/90

How Acquired: FA-2015

CAREER TRANSACTIONS:

- Signed by the Colts as an undrafted free agent on May 26, 2015.

COLLEGE:

- Was a three-year starter at right tackle for Appalachian State and played in 35 career games (20 starts).
- In 2014, helped the Mountaineer offense average 35.6 points per game as the team finished with a 7-5 record.



- Was part of a team that reached the NCAA Division I FCS Playoffs in three seasons (2010, 2011 and 2012).
- Began his collegiate career on the defensive line before making a position change to the offensive line his sophomore season in 2012.

PERSONAL:

- Played at Triton High School in Erwin, N.C. and recorded 71 tackles and 8.0 sacks as a senior.
- Helped lead Triton to back-to-back 8-3 regular season records and playoff berths in 2008 and 2009.
- Majored in graphic arts and imaging technology.
- A native of Dunn, N.C.



CODY GALEA
47 OUTSIDE LINEBACKER
 6-3 252 SAN DIEGO STATE

NFL Exp: Rookie

Born: 1/10/92

How Acquired: FA-2015

CAREER TRANSACTIONS:

- Signed by the Colts as an undrafted free agent on May 5, 2015.

COLLEGE:

- Totaled 114 tackles (68 solo), 7.5 sacks, 15.5 tackles for loss, three forced fumbles, three fumble recoveries and one pass defensed at San Diego State.
- Finished his collegiate career with 35 consecutive starts and assisted a San Diego State defense that concluded the 2014 season ranked 16th nationally in total defense.
- Last season, established career highs with 50 tackles (34 solo), 3.0 sacks, 6.5 tackles for loss and two forced fumbles.

PERSONAL:

- Was a three-year starting linebacker at Franklin High School in Elk Grove, Calif.
- Was a two-time First Team All-Delta Valley Conference selection.
- Tallied 102 tackles and 3.0 sacks as a senior.
- As a junior, compiled 134 tackles and 25 tackles for loss. Also had 17 quarterback hurries, 4.0 sacks and a pair of blocked extra points.
- Holds a Franklin High School record with 244 career tackles.
- Was a two-time conference wrestling champion and the 2009 sub-section champ at 215 pounds.
- Majored in criminal justice at San Diego State.
- A native of Elk Grove, Calif.

ADMINISTRATION

COACHING
STAFFFOOTBALL
OPERATIONSBUSINESS
OPERATIONS

PLAYERS

2014 SEASON
IN REVIEWCOLTS
HISTORY

RECORDS

COLTS IN THE
COMMUNITY



BEN HEENAN

63

GUARD
6-4 315 SASKATCHEWAN

NFL Exp: Rookie

Born: 2/5/90

How Acquired: FA – 2015

CAREER TRANSACTIONS:

- Signed by the Colts as a free agent on February 4, 2015.

CFL CAREER:

- Played three seasons (2012-14) with the Saskatchewan Roughriders.
- Selected No. 1 overall by Saskatchewan in the 2012 CFL Draft.
- Completed in 52 games with 49 starts in his CFL career.
- In 2014, started all 21 games on the offensive line.
- In 2013, started 16 games seeing time at right guard and right tackle, helping the team win their fourth Grey Cup in franchise history.
- Saw action in 15 games as a rookie in 2012, making 12 starts.

COLLEGE:

- Played four seasons (2008-11) at the University of Saskatchewan.
- Helped the Huskies to three Canada West regular season titles and four playoff appearances.
- Was one of just three Canadian players selected for the East-West Shrine Game following his senior season.
- Named a Second Team All-Canadian selection and a Canada West All-Star in 2011.
- Received First Team All-Canadian and Canada West All-Star honors in 2010.
- In 2009, started nine games and was named the Canada West Rookie of the Year.

PERSONAL:

- A native of Regina, Saskatchewan.



ZACK HODGES

48

OUTSIDE LINEBACKER
6-3 246 HARVARD

NFL Exp: Rookie

Born: 2/1992

How Acquired: FA-2015

CAREER TRANSACTIONS:

- Signed by the Colts as an undrafted free agent on May 5, 2015.

COLLEGE:

- Compiled 26.0 sacks and 41 tackles for loss at Harvard and was a three-time First Team All-Ivy League selection (2012-14).
- As a senior, he tallied 8.5 sacks and was invited to play in the 2015 Senior Bowl.



- Was a two-time Defensive Player of the Year.
- Earned Second Team Associated Press FCS All-America honors in 2014.
- In 2013, Hodges earned the Asa S. Bushnell Cup as Ivy League Defensive Player of the Year after finishing the season with 40 tackles, 11.5 tackles for loss and 6.5 sacks.
- Led the conference in sacks, was second in tackles for loss and ranked fifth in the nation with four forced fumbles.
- Won three Ivy League titles.

PERSONAL:

- Attended Phillips Exeter Academy in Exeter, N.H.
- Was named a 2009 Georgia 5-AAAA All-Region first team.
- Earned 2009 Tri-Cities High School Team MVP and league Defensive Player of the Year accolades as a team captain.
- In nine games, registered 21.0 sacks and 10 forced fumbles.
- Majored in government at Harvard.
- A native of Atlanta.



JOSH MITCHELL
46 CORNERBACK
 5-9 173 NEBRASKA

NFL Exp: Rookie

Born: 1/7/93

How Acquired: FA-2015

CAREER TRANSACTIONS:

- Placed on Injured Reserve on May 27.
- Signed by the Colts as an undrafted free agent on May 5, 2015.

COLLEGE:

- Played 47 games (28 starts) at Nebraska, finishing his career with 104 tackles (79 solo), 3.0 sacks, three interceptions, 25 passes defended, two fumble recoveries and one forced fumble.
- As a senior, earned Honorable Mention All-Big Ten honors from the coaches and the media after a standout year in which he made 39 tackles (33 solo) with 2.0 sacks, 13 passes defended, one interception and one fumble recovery, which he returned 57-yards for a touchdown against Miami.
- As a junior, played in 13 games (six starts) notching 31 tackles (23 solo), four tackles for loss, six passes defended, one interception and one fumble recovery.
- His 25 career passes defended rank eighth in Nebraska school history.
- Was a three-time Academic All-Big Ten selection.

PERSONAL:

- A four-year starter at Eleanor Roosevelt High School in Corona, Calif.
- Finished his prep career with 14 interceptions.
- Had an impressive 2009 campaign, recording 41 tackles and five interceptions.
- A versatile performer, added a pair of punt returns for touchdowns, helping the Mustangs to an 8-3 record. His play as a senior earned him First Team All-Big VIII honors.
- Had 74 tackles and an interception as a junior in 2008.
- Majored in communications at Nebraska.
- Was very active in the community and volunteered his time with Uplifting Athletes, Husker Heroes, Husker Hotline, NFL Fuel Up to Play 60, hospital visits and school visits while playing for the Huskers.
- A native of Corona, Calif.

ADMINISTRATION

COACHING
STAFFFOOTBALL
OPERATIONSBUSINESS
OPERATIONS

PLAYERS

2014 SEASON
IN REVIEWCOLTS
HISTORY

RECORDS

COLTS IN THE
COMMUNITY



EZELL RUFFIN

3 WIDE RECEIVER

6-0 218 SAN DIEGO STATE

NFL Exp: Rookie

Born: 3/17/92

How Acquired: FA-2015

CAREER TRANSACTIONS:

- Signed by the Colts as an undrafted free agent on May 5, 2015.

COLLEGE:

- Played in 32 games in three seasons at San Diego State.
- While wearing an Aztec uniform, caught 111 passes for 1,877 yards (16.9 avg.) and five touchdowns.
- Was limited by injury his senior year and played in just seven games, catching 26 balls for 422 yards (16.2 avg.) and two touchdowns.
- His best season came in 2013, when Ruffin had 68 receptions for 1,136 yards (16.7 avg.) and three touchdowns.
- His 87.4 receiving yards per game average ranked No. 29 in the nation in 2013.
- Was named an Honorable Mention All-Mountain West selection for his 2013 performance.

PERSONAL:

- Competed on both offense and defense during his time at Woodrow Wilson High School in Los Angeles, lettering four times.
- Caught 21 passes for 301 yards and four touchdowns, while gaining 758 yards on the ground and scoring 12 times on 104 rushes.
- In the return game, averaged 21.5 yards with a long of 65 yards on kickoffs and 18.1 yards with a long of 55 on punts.
- On defense, tallied 30 tackles, three passes defensed, two interceptions, two forced fumbles and one fumble recovery.
- Was an all-league pick and co-offensive MVP for as a senior.
- Also competed in track.
- A native of Hollywood, Calif.



TYLER RUTENBECK

11 WIDE RECEIVER

6-2 190 DUBUQUE

NFL Exp: Rookie

Born: 9/15/91

How Acquired: FA-2015

CAREER TRANSACTIONS:

- Signed by the Colts as a free agent on June 1, 2015.
- Waived by the Washington Redskins on May 18, 2015.
- Signed by the Redskins as an undrafted free agent on May 7, 2015.

**COLLEGE:**

- A four-year starter at Dubuque, exiting as the program's record holder in career receiving touchdowns (42).
- Ranks third in school history in receiving yards (2,715) and fourth in receptions (163).
- Earned First Team All-Iowa Conference honors as a senior in 2014, catching 66 passes for 918 yards with 11 touchdowns.
- Set a school record with 11 straight games with a touchdown reception and led Division III with 22 receiving touchdowns as a junior in 2013. It was the second-most in a season in school history.
- In 2013, gained 1,269 yards on 68 receptions, earning First Team All-Iowa Conference, First Team Associated Press Little All-America (D2-D3-NAIA), AFCA Division III All-America and *D3football.com* All-America honors.
- As a sophomore in 2012, caught 28 passes for 520 yards with a team-high nine touchdowns in eight games.

PERSONAL:

- Played at Maquoketa (Iowa) High School and was named an all-district first-team selection as a senior in 2009 after snaring 25 passes for 505 yards (20.2 avg.) and nine touchdowns.
- Was selected to play for the North squad in the 2010 Iowa Shrine Bowl.
- Played in seven games as a junior and led the team with 16 catches for 318 yards (19.9 avg.) and five touchdowns.
- Also participated in basketball, baseball and track and field all four years of high school.
- A native of Maquoketa, Iowa.



JUSTIN SHIRK
43 INSIDE LINEBACKER
 6-0 243 BLOOMSBURG

NFL Exp: Rookie**Born:** 10/16/90**How Acquired:** FA-2015**CAREER TRANSACTIONS:**

- Signed by the Colts as an undrafted free agent on July 2, 2015.

COLLEGE:

- In four seasons at Bloomsburg University, totaled 392 tackles (207 solo), 45.0 tackles for loss, 18.0 sacks, 14 passes defended, five forced fumbles, two fumble recoveries and one interception in 45 games played.
- Was a six-time PSAC East Defensive Player of the Week.
- In 2014 as a team captain, compiled 120 tackles, 21.5 tackles for loss, 11.0 sacks, five passes defended, two forced fumbles and one interception en route to being named a *D2Football.com* First Team All-America selection, an Associated Press Second Team Little All-America choice and a Cliff Harris Award finalist (awarded to the small college Defensive Player of the Year).
- Also earned Daktronics Second Team All-America accolades as well as Daktronics Super Region 1 Defensive Player of the Year, Beyond Sports Network Division II National Defensive Player of the Year, PSAC East Defensive Player of the Year and First Team All-PSAC honors in 2014.
- Appeared in 12 games in 2013 and finished with 123 stops, 8.0 tackles for loss, 3.0 sacks and one forced fumble. Was named a First Team All-PSAC East choice.
- In 2012, totaled 93 tackles, 9.0 tackles for loss, 2.0 sacks, two forced fumbles and one fumble recovery.
- Collected 56 tackles, 6.5 tackles for loss, 2.0 sacks and one fumble recovery in 2011.
- In 2012, participated in one season of track and field at Bloomsburg and won the Division II National Championship in the javelin throw.
- Prior to attending Bloomsburg, was a standout track and field athlete in the javelin throw at the University of Oklahoma. As a freshman, finished fourth overall in the Big 12 Conference.

PERSONAL:

- Attended Central Dauphin High School in Harrisburg, Pa.
- Competed at quarterback, running back and linebacker and rushed for 1,258 yards and 16 touchdowns as a senior.
- Became the first javelin thrower to "three-peat" as state champion.
- A native of Harrisburg, Pa.



JUSTIN SINZ

44

TIGHT END
6-4 253 PURDUE

NFL Exp: Rookie**Born:** 11/3/91**How Acquired:** FA-2015**CAREER TRANSACTIONS:**

- Signed by the Colts as an undrafted free agent on May 5, 2015.

COLLEGE:

- Finished his career at Purdue with 80 receptions for 670 yards (8.4 avg.) and seven touchdowns.
- Was named an Academic All-Big Ten selection in four consecutive years from 2011-14.
- As a senior in 2014, caught 32 passes for 257 yards and two scores.
- His best year came as a junior when he caught a team-high 41 passes for 340 yards and four touchdowns, which also led the team.
- Ended his collegiate career having caught at least one pass in his last 24 games played.

PERSONAL:

- Attended Edgar (Wis.) High School where he was named the Wisconsin Player of the Year as a senior.
- A two-time all-state selection at quarterback and safety and once at kicker.
- Helped lead team to a 14-0 record and Class 6A state championship his senior year and a 13-1 record and runner-up finish as junior.
- Also played basketball and ran track and field.
- Majored in sales management at Purdue.
- A native of Edgar, Wis.



ROBERT SMITH

41

SAFETY
5-10 210 CLEMSON

NFL Exp: Rookie**Born:** 12/22/92**How Acquired:** FA-2015**CAREER TRANSACTIONS:**

- Signed by the Colts as an undrafted free agent on May 5, 2015.

COLLEGE:

- Played in 53 games in four years at Clemson, making 24 starts.
- Tallied 182 tackles, six tackles for loss, 1.0 sack, four interceptions, seven passes defensed, one forced fumble and three fumble recoveries for the Tigers.
- Finished his career tied for fourth in school history for games played (53).
- Started 12-of-13 games his senior season and had a single-season career-high in tackles with 80 to go along with 2.5 tackles for loss, two interceptions, one pass defensed and two fumble recoveries.



- Earned Honorable Mention All-ACC honors from both the coaches and the media in 2014.
- Was also a two-time ACC Academic Honor Roll member.

PERSONAL:

- Had 11,318 total yards during his career at Woodland High School in Dorchester, S.C.
- Scored 124 career touchdowns (86 passing, 38 rushing).
- Tallied 527 carries for 3,092 yards in his career and was 636-of-950 passing for 8,226 yards and 86 touchdowns.
- Completed 67 percent of his passes and averaged nearly 13 yards per completion.
- Passed for 1,770 yards and 24 touchdowns and ran for 864 yards and 12 touchdowns en route to being named an all-state selection.
- Ranked as the No. 22 player in South Carolina by *SuperPrep* and *Rivals.com*.
- Graduated from Clemson with a degree in health science.
- Son of Robert Lee Smith and Peggy Sowers. Has a sister, Brittany Smith, and a nephew, Cameron Washington.
- A native of St. George, S.C.



JUNIOR SYLVESTRE
44 INSIDE LINEBACKER
 6-0 242 TOLEDO

NFL Exp: Rookie

Born: 12/27/91

How Acquired: FA-2015

CAREER TRANSACTIONS:

- Signed by the Colts as an undrafted free agent on May 5, 2015.

COLLEGE:

- Started 30-of-51 games and registered 286 tackles, 7.5 sacks, one interception, three forced fumbles and eight passes defended.
- Was named a First Team All-MAC selection following his junior and senior seasons at Toledo.
- As a senior, assisted the Rockets in ranking first in the conference and 14th in the nation in rush defense, giving up only 3.5 yards per carry and 116 yards per game.

PERSONAL:

- Attended South Broward High School in Hollywood, Fla.
- Earned all-county honors as a senior wide receiver and defensive back.
- Played in the Broward County Athletic Association All-Star Game as a senior.
- Was a standout on the track team and was a member of the 4x400 relay team that placed second in the state his junior year.
- Made the state finals in the 200 meter run as a sophomore.
- Majored in criminal justice at Toledo.
- A native of Miami.

ADMINISTRATION

COACHING
STAFFFOOTBALL
OPERATIONSBUSINESS
OPERATIONS

PLAYERS

2014 SEASON
IN REVIEWCOLTS
HISTORY

RECORDS

COLTS IN THE
COMMUNITY



ABOU TOURE

39

RUNNING BACK
6-2 235 UT MARTIN

NFL Exp: Rookie

Born: 2/24/91

How Acquired: FA-15

CAREER TRANSACTIONS:

- Signed by the Colts as an undrafted free agent on May 10, 2015.

COLLEGE:

- Rushed for 1,647 yards and 10 touchdowns on 286 carries in two seasons at UT Martin.
- Posted the school's third-highest single-season rushing total after compiling 1,138 yards and eight touchdowns as a senior in 2014.
- Played one season at Utah State in 2012 before transferring to UT Martin.
- Competed at Dean Junior College in Massachusetts in 2011.

PERSONAL:

- Was a three-year letterwinner at Framingham (Mass.) High School, rushing for 1,204 yards on 144 carries (8.3 avg.) with 11 touchdowns as a senior in leading the Flyers to a state title.
- Earned First Team All-Bay State Conference honors and played in the Massachusetts Shrine All-Star Game.
- A native of Ivory Coast.



TYLER VARGA

38

RUNNING BACK
5-11 225 YALE

NFL Exp: Rookie

Born: 9/24/93

How Acquired: FA-2015

CAREER TRANSACTIONS:

- Signed by the Colts as an undrafted free agent on May 5, 2015.

COLLEGE:

- Was a three-time All-Ivy honoree and finished his collegiate career at Yale ranked fourth in rushing yards (2,985), fifth in attempts (529), third in rushing touchdowns (31) and second in yards per carry average (5.6).
- Had 17 games with 100-plus rushing yards in college and three games with over 200 yards.
- Was a First Team All-Ivy selection his senior year after rushing for 1,423 yards and 26 total touchdowns, which is a Yale school record.
- Averaged 6.1 yards per carry and 142 yards per game his senior season.
- Prior to Yale, attended the University of Western Ontario for one season in 2011 where he was named team MVP, conference player of the year and Canadian Interuniversity Sport National Freshman of the Year.
- Served as a captain of the North Squad at the 2015 Senior Bowl, where he rushed for two touchdowns.

**PERSONAL:**

- Attended Cameron Heights Collegiate Institute in Ontario, Canada and played five different positions.
- Scored over 100 touchdowns and was a four-time team MVP.
- Was the 2010 NUC Combines Regional MVP, Ultimate 100 Player and All-World Game selection.
- Played on the 2010 Provincial All-Star Team and was named the most valuable high school football player in Canada.
- Also competed in track and field, basketball and swimming in high school.
- Selected to the 2011 and 2012 U20 World and 2012 Jr. National U20 football teams in Canada.
- Graduated from the International Baccalaureate Diploma Program with a 4.0 GPA.
- Was an ecology and evolutionary biology major.
- A native of Kitchener, Ontario.
- Was born in Sweden.



BRANDON VITABILE
56 CENTER
 6-3 303 NORTHWESTERN

NFL Exp: Rookie

Born: 12/14/91

How Acquired: FA-2015

CAREER TRANSACTIONS:

- Signed by the Colts as an undrafted free agent on May 5, 2015.

COLLEGE:

- Started all 50 games he played in during his four years at Northwestern.
- Was a finalist for the William V. Campbell Trophy, which recognizes an individual as the best in the country for his combined academic success, football performance and exemplary community leadership.
- Was a two-time team captain and earned Honorable Mention All-Big Ten honors twice.
- In 2014, helped running back Justin Jackson rush for 1,187 yards and 10 touchdowns.
- As a senior, was a Rimington Trophy candidate, which is given to the nation's top center annually.
- In 2013, helped the Wildcats average 172.4 rushing yards per game.
- Was also a four-time Academic All-Big Ten honoree during his time as student-athlete.

PERSONAL:

- Attended Bishop George Ahr High School in Edison, N.J., where he was named a *Rivals.com* All-Atlantic East Region, *SuperPrep* All-Northeast Region and *PrepStar* All-East Region offensive lineman.
- Ranked as the No. 10 player (second among offensive linemen) by *Rivals.com* in the state of New Jersey and the No.6 prospect in the state by *SuperPrep*.
- Ranked sixth nationally among centers by *Rivals.com* and 17th nationally among centers by *SuperPrep*.
- Helped lead the Trojans to a three-year mark of 29-9 and three straight postseason appearances.
- Earned a prestigious spot on the Greater Middlesex Conference All-Decade team (2000-09) and was named a *MaxPreps* New Jersey First Team All-State selection.
- Was a team captain who also lettered in basketball and baseball.
- A National Honor Society member and finished in the top 10 percent of his senior class.
- Majored in economics at Northwestern.
- A native of Edison, N.J.

ADMINISTRATION

COACHING
STAFFFOOTBALL
OPERATIONSBUSINESS
OPERATIONS

PLAYERS

2014 SEASON
IN REVIEWCOLTS
HISTORY

RECORDS

COLTS IN THE
COMMUNITY


2015 INDIANAPOLIS COLTS ALPHABETICAL ROSTER

	NO	NAME	POS	HT	WT	DOB	AGE	EXP	COLLEGE	HOMETOWN	HOW ACQ.
ADMINISTRATION	29	Adams, Mike	S	5-11	200	3/24/1981	34	12	Delaware	Paterson, NJ	FA-14
	56	Adongo, Daniel	OLB	6-5	270	10/12/1989	25	2	Pretoria (South Africa)	Nairobi, Kenya	FA-13
	83	Allen, Dwayne	TE	6-3	265	2/24/1990	25	4	Clemson	Wayetteville, NC	D3-12
	32	Anderson, Colt	S	5-10	194	10/25/1985	29	6	Montana	Butte, MT	UFA-14 (PHI)
	96	Anderson, Henry	DE	6-6	294	8/3/1991	23	R	Stanford	Atlanta, GA	D3-15
	65	Arkin, David	G	6-5	307	10/7/1987	27	4	Missouri State	Wichita, KS	FA-14
	26	Ballard, Vick	RB	5-10	226	7/16/1990	24	4	Mississippi State	Pascagoula, MS	D5-12
	7	Bennett, Bryan	QB	6-2	211	3/6/1992	23	R	Southeastern Louisiana	Granada Hills, CA	FA-15
	5	Bray, Quan	WR	5-10	195	4/28/1993	22	R	Auburn	LaGrange, GA	FA-15
	25	Brown, Jalil	CB	6-1	207	10/14/1987	27	5	Colorado	Phoenix, AZ	FA-14
COACHING STAFF	14	Brown, Vincent	WR	5-11	190	1/25/1989	26	5	San Diego State	Upland, CA	UFA-15 (OAK)
	20	Butler, Darius	CB	5-10	188	3/18/1986	29	7	Connecticut	Tamarac, FL	FA-12
	38	Carr, Deveron	CB	5-11	190	8/10/1990	24	2	Arizona State	Scottsdale, AZ	FA-15
	9	Carter, Duron	WR	6-5	205	3/22/1991	24	R	Coffeyville CC	Fort Lauderdale, FL	FA-15
	6	Casey, Chance	CB	5-11	190	3/11/1991	24	1	Baylor	Crosby, TX	FA-15
	74	Castonzo, Anthony	T	6-7	311	8/9/1988	26	5	Boston College	Hawthorn Woods, IL	D1-11
	35	Celiscar, Donald	CB	5-11	183	10/14/1991	23	R	Western Michigan	Winter Haven, FL	FA-15
	89	Chapman, Josh	NT	6-0	340	6/10/1989	26	4	Alabama	Hoover, AL	D5-12
	78	Cherlis, Gosh	T	6-7	316	6/28/1984	31	8	Boston College	Somerville, MA	UFA-13 (DET)
	58	Cole, Trent	OLB	6-3	270	10/5/1982	32	11	Cincinnati	Xenia, OH	FA-15
FOOTBALL OPERATIONS	73	Corbin, Will	G	6-6	305	12/8/1990	24	R	Appalachian State	Dunn, NC	FA-15
	21	Davis, Vontae	CB	5-11	207	5/27/1988	27	7	Illinois	Washington, DC	T-12 (MIA)
	15	Dorsett, Phillip	WR	5-10	185	1/5/1993	22	R	Miami (FL)	Ft. Lauderdale, FL	D1-15
	84	Doyle, Jack	TE	6-6	267	5/5/1990	25	3	Western Kentucky	Indianapolis, IN	W-13 (TEN)
	53	Fields, Carlos	ILB	6-1	238	10/3/1990	24	1	Winston-Salem State	Henderson, NC	FA-14
	80	Fleener, Coby	TE	6-6	251	9/20/1988	26	4	Stanford	Lemont, IL	D2-12
	50	Freeman, Jerrell	ILB	6-0	240	5/1/1986	29	4	Mary Hardin-Baylor	Waco, TX	FA-12
	47	Galea, Cody	OLB	6-3	255	1/10/1992	23	R	San Diego State	Elk Grove, CA	FA-15
	42	Geathers, Clayton	S	6-2	208	6/1/1992	23	R	Central Florida	Georgetown, SC	D4-15
	71	Good, Denzelle	T	6-5	339	3/8/1991	24	R	Mars Hill	Gaffney, SC	D7-15
BUSINESS OPERATIONS	23	Gore, Frank	RB	5-9	217	5/14/1983	32	11	Miami (FL)	Coral Gables, FL	UFA-15 (SF)
	27	Guy, Winston	S	6-1	218	4/23/1990	25	3	Kentucky	Lexington, KY	FA-14
	72	Harrison, Jonothan	C	6-4	308	8/25/1991	23	2	Florida	Groveland, FL	FA-13
	8	Hasselbeck, Matt	QB	6-4	235	9/25/1975	39	17	Boston College	Norfolk, MA	FA-13
	63	Heenan, Ben	G	6-4	315	2/5/1990	25	R	Saskatchewan	Regina, Saskatchewan	FA-15
	79	Herremans, Todd	G	6-6	321	10/13/1982	32	11	Saginaw Valley State	Ravenna, MI	FA-15
	46	Herrera, Amario	ILB	6-1	244	9/20/1991	23	R	Georgia	College Park, GA	D6-15
	39	Herron, Daniel	RB	5-10	212	3/21/1989	26	3	Ohio State	Warren, OH	FA-13
	13	Hilton, T.Y.	WR	5-9	178	11/14/1989	25	4	Florida International	Miami, FL	D3-12
	48	Hodges, Zack	OLB	6-3	235	2/18/1992	23	R	Harvard	Atlanta, GA	FA-15
PLAYERS	62	Holmes, Khaled	C/G	6-3	309	1/19/1990	25	3	USC	Sanita Ana, CA	D4-13
	64	Hoover, Tyler	T	6-7	297	1/28/1990	25	1	Michigan State	Novi, MI	FA-14
	95	Hughes, Montori	DT	6-4	350	8/25/1990	24	3	UT Martin	Murfreesboro, TN	D5-13
	55	Iving, Nate	ILB	6-1	245	7/12/1988	26	5	North Carolina State	Teachey, NC	UFA-15 (DEN)
	52	Jackson, D'Owell	ILB	6-0	240	9/26/1983	31	10	Maryland	Largo, FL	FA-14
	68	John, Ulrick	T	6-5	300	5/20/1992	23	2	Georgia State	Hinesville, GA	D7-14
	81	Johnson, Andre	WR	6-3	230	7/11/1981	33	13	Miami (FL)	Miami, FL	FA-15
	59	Johnson, Cam	OLB	6-3	260	5/24/1990	25	3	Virginia	Washington, DC	T-13 (SF)
	97	Jones, Arthur	DT	6-3	337	6/3/1986	29	6	Syracuse	Rochester, NY	UFA-14 (BAL)
	94	Kerr, Zach	NT	6-2	335	8/29/1990	24	2	Delaware	Galthersburg, MD	FA-14
2014 SEASON IN REVIEW	90	Langford, Kendall	DE	6-6	313	1/27/1986	29	8	Hampton	Petersburg, VA	FA-15
	85	Lankford, Ryan	WR	5-11	163	12/9/1991	23	1	Illinois	Jacksonville, FL	FA-14
	60	Louis, Lance	G	6-3	330	4/24/1985	30	6	San Diego State	New Orleans, LA	FA-14
	33	Lowery, Dwight	S	5-11	212	1/23/1986	29	8	San Jose State	Santa Cruz, CA	UFA-15 (ATL)
	12	Luck, Andrew	QB	6-4	240	9/12/1989	25	4	Stanford	Houston, TX	D1-12
	98	Mathis, Robert	OLB	6-2	245	2/26/1981	34	13	Alabama A&M	Atlanta, GA	D5-03
	1	McAfee, Pat	P	6-1	240	5/2/1987	28	7	West Virginia	Plum, PA	D7-09
	31	McDonald, Dewey	S	6-0	220	6/10/1990	25	2	California (PA)	Ranson, WV	FA-14
	46	McGrath, Sean	TE	6-5	247	12/3/1987	27	2	Henderson State	Mundelein, IL	FA-15
	75	Mewhort, Jack	T/G	6-6	308	9/30/1991	23	2	Ohio State	Toledo, OH	D2-14
COLTS HISTORY	46	Mitchell, Josh	CB	5-9	173	1/7/1993	22	R	Nebraska	Corona, CA	FA-15
	10	Moncrief, Donte	WR	6-2	221	8/6/1993	21	2	Mississippi	Raleigh, MS	D3-14
	51	Muamba, Henoc	ILB	6-0	242	2/23/1989	26	2	St. Francis Xavier	Kinshasa, Dem. Rep. of the Congo	FA-14
	91	Newsome, Jonathon	OLB	6-3	251	1/22/1991	24	2	Ball State	Cleveland, OH	D5-14
	64	Okine, Earl	DE	6-6	284	1/4/1990	25	1	Florida	Gainesville, FL	FA-15
	45	Overton, Matt	LS	6-1	241	7/6/1985	30	4	Western Washington	Tracy, CA	FA-12
	54	Parry, David	DT	6-2	300	3/7/1992	23	R	Stanford	Marion, IA	D5-15
	67	Pendleton, Jeris	DT	6-2	323	11/7/1983	31	3	Ashland	Chicago, IL	FA-15
	40	Price, Sheldon	CB	6-2	198	3/26/1991	24	1	UCLA	Chino Hills, CA	FA-13
	73	Quaries, Kelsey	DT	6-4	294	1/23/1992	23	2	South Carolina	Hodges, SC	FA-14
RECORDS	76	Reitz, Joe	G	6-7	325	8/24/1985	29	5	Western Michigan	Fishers, IN	FA-10
	34	Robinson, Josh	RB	5-8	217	8/24/1992	22	R	Mississippi State	Franklinton, LA	D6-15
	3	Ruffin, Ezell	WR	6-0	218	3/17/1992	23	R	San Diego State	Long Beach, CA	FA-15
	11	Rutenbeck, Tyler	WR	6-2	186	9/15/1991	23	R	Dubuque	Maquoketa, IA	FA-15
	43	Shirk, Justin	ILB	6-1	243	10/16/1990	24	R	Bloomsburg	Harrisburg, PA	FA-15
	44	Sinz, Justin	TE	6-4	249	11/3/1991	23	R	Purdue	Edgar, WI	FA-15
	30	Smith, D'Joun	CB	5-11	190	9/23/1992	22	R	Florida Atlantic	Miami, FL	D3-15
	41	Smith, Robert	S	5-10	204	12/22/1992	22	R	Clemson	St. George, SC	FA-15
	86	Swoope, Erik	TE	6-5	246	5/8/1992	23	1	Miami (FL)	Lake Elinore, CA	FA-14
	44	Sylvester, Junior	ILB	6-0	222	12/27/1991	23	R	Toledo	Hollywood, FL	FA-15
COLTS IN THE COMMUNITY	66	Thomas, Donald	G	6-4	303	9/25/1985	29	8	Connecticut	West Haven, CT	UFA-13 (NE)
	69	Thornton, Hugh	G	6-3	336	6/28/1991	24	3	Illinois	Oberlin, OH	D3-13
	37	Tipton, Zurion	RB	6-0	231	4/27/1990	25	2	Central Michigan	Detroit, MI	FA-14
	28	Toler, Greg	CB	6-0	190	1/2/1985	30	7	St. Paul's	Washington, DC	UFA-13 (ARI)
	39	Toure, Abou	CB	6-2	230	2/24/1991	24	R	UT Martin	Framingham, MA	FA-15
	38	Varga, Tyler	RB	5-11	222	9/24/1993	21	R	Yale	Kitchener, Ontario	FA-15
	4	Vinatieri, Adam	K	6-0	209	12/28/1972	42	20	South Dakota State	Rapid City, SD	UFA-06 (NE)
	56	Vitale, Brandon	C	6-3	310	12/14/1991	23	R	Northwestern	Edison, NJ	FA-15
	93	Walden, Erik	OLB	6-2	250	8/21/1985	29	8	Middle Tennessee St.	Dublin, GA	UFA-13 (GB)
	92	Werner, Bjorn	OLB	6-3	257	8/30/1990	24	3	Florida State	Berlin, Germany	D1-13
17	Whalen, Griff	WR	5-11	190	3/1/1990	25	4	Stanford	Sylvania, OH	FA-12	

2015 INDIANAPOLIS COLTS NUMERICAL ROSTER

NO	NAME	POS	HT	WT	DOB	AGE	EXP	COLLEGE	HOMETOWN	HOW ACQ.
1	Pat McAfee	P	6-1	240	5/2/1987	28	7	West Virginia	Plum, PA	DT-09
3	Ezell Ruffin	WR	6-0	218	3/17/1992	23	17	San Diego State	Long Beach, CA	FA-15
4	Adam Vinatieri	K	6-0	209	12/28/1972	42	20	South Dakota State	Rapid City, SD	UFA-06 (NE)
5	Quan Bray	WR	5-10	195	4/28/1993	22	R	Auburn	LaGrange, GA	FA-15
6	Chance Casey	CB	5-11	190	3/11/1991	24	1	Baylor	Crosby, TX	FA-15
7	Bryan Bennett	QB	6-2	211	3/6/1992	23	R	Southeastern Louisiana	Granada Hills, CA	FA-15
8	Matt Hasselbeck	QB	6-4	235	9/25/1975	39	17	Boston College	Norfolk, MA	FA-13
9	Duron Carter	WR	6-5	205	3/22/1991	24	R	Coffeyville CC	Fort Lauderdale, FL	FA-15
10	Donte Moncrief	WR	6-2	221	8/6/1993	21	2	Mississippi	Raleigh, MS	D3-14
11	Tyler Rutenbeck	WR	6-2	195	9/15/1991	23	R	Duquesne	Marionetta, IA	FA-15
12	Andrew Luck	QB	6-4	240	9/12/1989	25	4	Stanford	Houston, TX	D1-12
13	T.Y. Hilton	WR	5-9	178	11/14/1989	25	4	Florida International	Miami, FL	D3-12
14	Vincent Brown	WR	5-11	190	1/25/1989	26	5	San Diego State	Upland, CA	UFA-15 (OAK)
15	Phillip Dorsett	WR	5-10	185	1/5/1993	22	R	Miami (FL)	Ft. Lauderdale, FL	D1-15
17	Griff Whalen	WR	5-11	190	3/1/1990	25	4	Stanford	Sylvania, OH	FA-12
20	Darius Butler	CB	5-10	188	3/18/1986	29	7	Connecticut	Tamarac, FL	FA-12
21	Vontae Davis	CB	5-11	207	5/27/1988	27	7	Illinois	Washington, DC	T-12 (MIA)
23	Frank Gore	RB	5-9	217	5/14/1983	32	11	Miami (FL)	Coral Gables, FL	FA-15
25	Jalil Brown	CB	6-1	207	10/14/1987	27	5	Colorado	Phoenix, AZ	FA-14
26	Vick Ballard	RB	5-10	226	7/16/1990	24	4	Mississippi State	Pascagoula, MS	D5-12
27	Winston Guy	S	6-1	218	4/23/1990	25	3	Kentucky	Lexington, KY	FA-14
28	Greg Toler	CB	6-0	190	1/2/1985	30	7	St. Paul's	Washington, DC	UFA-13 (ARI)
29	Mike Adams	S	5-11	200	3/24/1981	34	12	Delaware	Paterson, NJ	FA-14
30	D'Joun Smith	CB	5-11	190	9/23/1992	22	R	Florida Atlantic	Miami, FL	D3-15
31	Dewey McDonald	S	6-0	220	6/10/1990	25	2	California (PA)	Ranson, WV	FA-14
32	Colt Anderson	S	5-10	194	10/25/1985	29	6	Montana	Butte, MT	UFA-14 (PHI)
33	Dwight Lowery	S	5-11	212	1/23/1986	29	8	San Jose State	Santa Cruz, CA	UFA-15 (ATL)
34	Josh Robinson	RB	5-8	217	8/24/1992	22	R	Mississippi State	Franklin, LA	D6-15
35	Donald Celiscar	CB	5-11	183	10/14/1991	23	R	Western Michigan	Winter Haven, FL	FA-15
36	Daniel Herron	RB	5-10	212	3/21/1989	26	3	Olio State	Warren, OH	FA-13
37	Zurion Tipton	RB	6-0	231	4/27/1990	25	2	Central Michigan	Detroit, MI	FA-14
38	Deveron Carr	CB	5-11	190	8/10/1990	24	2	Arizona State	Scottsdale, AZ	FA-15
38	Tyler Yarga	RB	5-11	222	9/24/1993	21	R	Yale	Kitchener, Ontario	FA-15
39	Abou Toure	RB	6-2	230	2/23/1991	24	R	UT Martin	Framingham, MA	FA-15
40	Sheldon Price	CB	6-2	198	3/26/1991	24	1	UCLA	Chino Hills, CA	FA-13
41	Robert Smith	S	5-10	204	12/22/1992	23	R	Clemson	St. George, SC	FA-15
42	Clayton Geathers	S	6-2	208	6/1/1992	23	R	Central Florida	Georgetown, SC	D4-15
43	Justin Shirk	ILB	6-1	243	10/16/1990	24	R	Bloomsburg	Harrisburg, PA	FA-15
44	Justin Sinz	TE	6-4	249	11/3/1991	23	R	Purdue	Edgar, WI	FA-15
44	Junior Vestre	ILB	6-0	222	12/27/1991	23	R	Toledo	Hollywood, FL	FA-15
45	Matt Overton	LS	6-1	241	7/6/1985	30	4	Western Washington	Tracy, CA	FA-12
46	Sean McGrath	TE	6-5	247	12/3/1987	27	2	Henderson State	Mundelein, IL	FA-15
46	Josh Mitchell	CB	5-9	173	1/7/1993	22	R	Nebraska	Corona, CA	FA-15
47	Cody Galea	OLB	6-3	255	1/10/1992	23	R	San Diego State	Elk Grove, CA	FA-15
48	Zack Hodges	OLB	6-3	235	2/18/1992	23	R	Harvard	Atlanta, GA	FA-15
49	Amarlo Herrera	ILB	6-1	244	9/20/1991	23	R	Georgia	College Park, GA	D6-15
50	Jerrell Freeman	ILB	6-0	240	5/1/1986	29	4	Mary Hardin-Baylor	Waco, TX	FA-12
51	Henoc Muamba	ILB	6-0	242	2/23/1989	26	2	St. Francis Xavier	Kinshasa, Dem. Rep. of the Congo	FA-14
52	D'owell Jackson	ILB	6-0	240	9/26/1983	31	10	Maryland	Largo, FL	FA-14
53	Carlos Fields	ILB	6-1	238	10/3/1990	24	1	Winston-Salem State	Henderson, NC	FA-14
54	Dave Parry	DT	6-2	300	3/7/1992	23	R	Stanford	Marion, IA	D5-15
55	Nate Irving	ILB	6-1	245	7/12/1988	26	5	North Carolina State	Teachey, NC	UFA-15 (DEN)
56	Daniel Adongo	OLB	6-5	270	10/12/1989	25	2	Pretoria (South Africa)	Nairobi, Kenya	FA-13
56	Brandon Vitabile	C	6-3	310	12/14/1991	23	R	Northwestern	Edison, NJ	FA-15
58	Trent Cole	OLB	6-3	270	10/5/1982	32	11	Cincinnati	Xenia, OH	FA-15
59	Cam Johnson	OLB	6-3	260	5/24/1990	25	3	Virginia	Washington, DC	T-13 (SF)
60	Lance Louis	G	6-3	330	4/24/1985	30	6	San Diego State	New Orleans, LA	FA-14
61	Jeris Pendleton	DT	6-2	323	11/7/1983	31	3	Ashland	Chicago, IL	FA-15
62	Khaled Holmes	C/G	6-3	309	1/19/1990	25	3	USC	Santa Ana, CA	D4-13
63	Ben Heenan	G	6-4	315	2/5/1990	25	R	Saskatchewan	Regina, Saskatchewan	FA-15
64	Tyler Hoover	T	6-7	297	1/28/1990	25	1	Michigan State	Novi, MI	FA-14
64	Earl Okine	DE	6-6	284	1/4/1990	25	1	Florida	Gainesville, FL	FA-15
65	David Arkin	G	6-5	307	10/7/1987	27	4	Missouri State	Wichita, KS	FA-14
66	Donald Thomas	G	6-4	303	9/25/1985	29	8	Connecticut	West Haven, CT	UFA-13 (NE)
68	Ulrick Johnson	T	6-5	300	5/20/1992	23	2	Georgia State	Hinesville, GA	D7-14
69	Hugh Thornton	G	6-3	336	6/28/1991	24	3	Illinois	Oberlin, OH	D3-13
71	Denzelle Good	T	6-5	339	3/8/1991	24	R	Mars Hill	Gaffney, SC	D7-15
72	Jonothan Harrison	C	6-4	308	8/25/1991	23	2	Florida	Groveland, FL	FA-14
73	Will Corbin	G	6-6	305	12/8/1990	24	R	Appalachian State	Dunn, NC	FA-15
73	Kelcy Quarles	DT	6-4	294	1/23/1992	23	2	South Carolina	Hodges, SC	FA-14
74	Anthony Castonzo	T	6-7	311	8/9/1988	26	5	Boston College	Hawthorn Woods, IL	D1-11
75	Jack Mewhort	T/G	6-6	308	9/30/1991	23	2	Ohio State	Toledo, OH	D2-14
76	Joe Reitz	G	6-7	325	8/24/1985	29	5	Western Michigan	Fishers, IN	FA-10
78	Gosder Cherilus	T	6-7	316	6/28/1984	31	8	Boston College	Somerville, MA	UFA-13 (DET)
79	Todd Herrmans	G	6-6	321	10/13/1982	32	11	Saginaw Valley State	Ravenna, MI	FA-15
80	Coby Fleener	TE	6-6	251	9/20/1988	26	4	Stanford	Lemont, IL	D2-12
81	Andre Johnson	WR	6-3	230	7/11/1981	33	13	Miami (FL)	Miami, FL	FA-15
83	Dwayne Allen	TE	6-3	265	2/24/1990	25	4	Clemson	Fayetteville, NC	D3-12
84	Jack Doyle	TE	6-6	267	5/5/1990	25	3	Western Kentucky	Indianapolis, IN	W-13 (TEN)
85	Ryan Lankford	WR	5-11	163	1/30/1991	23	1	Illinois	Jacksonville, FL	FA-14
86	Erik Swopce	TE	6-5	246	5/8/1992	23	1	Miami (FL)	Lake Elsinore, CA	FA-14
90	Kendall Langford	DE	6-6	313	1/27/1986	29	8	Hampton	Petersburg, VA	FA-15
91	Jonathan Newsome	OLB	6-3	251	1/22/1991	24	2	Ball State	Cleveland, OH	D5-14
92	Biogen Werner	OLB	6-3	257	8/30/1990	24	3	Florida State	Berlin, Germany	D1-13
93	Erik Walden	OLB	6-2	250	8/21/1985	29	8	Middle Tennessee St.	Dublin, GA	UFA-13 (GB)
94	Zach Kerr	NT	6-2	335	8/29/1990	24	2	Delaware	Gaithersburg, MD	FA-14
95	Montari Hughes	DT	6-4	350	8/25/1990	24	3	UT Martin	Murfreesboro, TN	D5-13
96	Henry Anderson	DE	6-6	294	8/3/1991	23	R	Stanford	Atlanta, GA	D3-15
97	Arthur Jones	DT	6-3	337	6/3/1986	29	6	Syracuse	Rochester, NY	UFA-14 (BAL)
98	Robert Mathis	OLB	6-2	245	2/26/1981	34	13	Alabama A&M	Atlanta, GA	D5-03
99	Josh Chapman	NT	6-0	340	6/10/1989	26	4	Alabama	Hoover, AL	D5-12

ADMINISTRATION
COACHING STAFF
FOOTBALL OPERATIONS
BUSINESS OPERATIONS
PLAYERS
2014 SEASON IN REVIEW
COLTS HISTORY
RECORDS
COMMUNITY



 QB | ANDREW LUCK



2014 SEASON IN REVIEW



2014

RECORD: 11-5 COACH: CHUCK PAGANO
FIRST - AFC SOUTH DIVISION
HOME: 6-2 ROAD: 5-3
DIV: 6-0 CONF: 9-3 NCONF: 2-2

ADMINISTRATION
COACHING STAFF
FOOTBALL OPERATIONS
BUSINESS OPERATIONS
PLAYERS
2014 SEASON IN REVIEW
COLTS HISTORY
RECORDS
COLTS IN THE COMMUNITY

*Sellout ^Roof/Window Open #Roof Open/Window Closed @Roof Closed/Window Open

Table with columns: DATE, RESULTS, OPPONENT, ATTENDANCE. Rows include games from 9/7 to 1/11.

Table with columns: SCORING, TDR, TDP, TDRT, PAT, FG, 2P, S, TP. Rows include player stats for Vinatieri, Allen, Bradshaw, etc.

Table with columns: PUNTING NO., YDS., AVG., TB, IN20, LG, BLK. Rows include McAffee, COLTS, OPPONENTS.

Table with columns: KICKOFF RETURNS NO., YDS., AVG., LG, TD. Rows include Whalen, Cribbs, COLTS, OPPONENTS.

Table with columns: TEAM STATISTICS, COLTS, OPP. Rows include Total First Downs, Rushing, Passing, etc.

Table with columns: Vinatieri, FGS, RUSHING, RECEIVING, INTERCEPTIONS. Rows include player performance stats.

SACKS: Colts 41.0, Opponents 29.0; Newsome 6.5-41.5; Walden 6.0-30.0; D. Jackson 4.0-29.0; Werner 4.0-20.0; Redding 3.5-33.0; Jean Francois 3.0-15.0; Kerr 3.0-6.0; Landry 2.5-19.5; Freeman 1.5-8.5; Jones 1.5-15.5; S. Brown 1.0-11.0; A. Jackson 1.0-2.0; Quarles 1.0-6.0; Toler 1.0-16.0; McNary 0.5-4.0; Team 1.0-6.0

USUAL STARTERS
PRO BOWLERS IN BOLDFACE

Table with columns: OFFENSE, DEFENSE. Rows include player names and positions like WR Reggie Wayne, DE Cory Redding, etc.

Table with columns: PASSING, ATT., COMP., YDS., PCT., AVG./ATT., TD, TD%, INT., INT.%, LG, SACKED, RATING. Rows include Luck, Hasselbeck, McAffee, COLTS, OPPONENTS.



2014 COLTS DEFENSIVE STATS

PLAYER	DEFENSIVE TACKLES			QUARTERBACK			PASSES			SPECIAL TEAMS					
	SOLO	AST	TOTAL	SACK	YDS	INT	YDS.	PD	FF	FR	TACKLES SOLO	AST	FF	FR	BLK
D'Owell Jackson	111	73	184	4.0	29	0	0	1	1	4	0	0	0	0	0
Jerrell Freeman	78	66	144	1.5	8.5	0	0	6	1	0	0	0	0	0	0
Mike Adams	71	22	93	0.0	0	5	24	11	2	2	0	1	0	0	0
Greg Toler	53	9	62	1.0	16	2	47	10	1	0	0	0	0	0	0
Erik Walden	40	17	57	6.0	30	0	0	0	1	0	0	0	0	0	0
Bjoern Werner	38	13	51	4.0	20	0	0	2	1	1	0	0	0	0	0
LaRon Landry	39	9	48	2.5	19.5	0	0	0	0	0	1	0	0	0	0
Darius Butler	41	6	47	0.0	0	0	0	8	2	1	0	0	0	0	0
Vontae Davis	38	6	44	0.0	0	4	72	18	2	1	0	0	0	0	0
Josh McNary	20	18	38	0.5	4	0	0	0	0	0	5	6	0	0	0
Cory Redding	28	10	38	3.5	33	0	0	1	0	0	0	0	0	0	0
Jonathan Newsome	26	8	34	6.5	41.5	0	0	0	3	0	0	0	0	0	1
Sergio Brown	27	6	33	1.0	11	0	0	6	0	1	1	0	0	0	0
Ricky Jean Francois	23	8	31	3.0	15	0	0	6	0	1	0	0	0	0	0
Josh Chapman	21	9	30	0.0	0	0	0	0	1	0	0	0	0	0	0
Josh Gordy	21	5	26	0.0	0	1	0	4	0	0	0	2	0	1	0
Arthur Jones	14	10	24	1.5	15.5	0	0	0	1	0	0	0	0	0	0
Zach Kerr	16	5	21	3.0	6	0	0	1	1	0	0	0	0	0	0
Andy Studebaker	8	5	13	0.0	0	0	0	0	1	1	4	1	0	0	0
Montori Hughes	8	4	12	0.0	0	0	0	1	0	1	0	0	0	0	0
Shaun Phillips	5	2	7	0.0	0	0	0	0	0	0	0	0	0	0	0
Loucheiz Purifoy	3	1	4	0.0	0	0	0	1	0	0	2	3	1	0	0
Henoc Muamba	0	2	2	0.0	0	0	0	0	0	0	5	3	0	0	0
Colt Anderson	1	1	2	0.0	0	0	0	0	0	0	12	3	0	1	0
Jalil Brown	1	0	1	0.0	0	0	0	1	0	0	0	2	0	0	0
Cam Johnson	0	1	1	0.0	0	0	0	0	0	0	0	0	0	0	0
Kelcy Quarles	1	0	1	1.0	6	0	0	1	0	0	0	0	0	0	0
Andrew Jackson	4	3	0	1.0	2	0	0	0	0	0	4	5	0	0	0
Dewey McDonald	0	0	0	0.0	0	0	0	0	0	0	9	4	0	0	0
Daniel Herron	0	0	0	0.0	0	0	0	0	0	0	4	5	0	0	0
Matt Overton	0	0	0	0.0	0	0	0	0	0	0	4	4	0	0	0
Pat McAfee	0	0	0	0.0	0	0	0	0	0	0	3	0	0	0	0
Dwayne Allen	0	0	0	0.0	0	0	0	0	0	0	2	1	1	0	0
Zurlon Tipton	0	0	0	0.0	0	0	0	0	0	0	2	1	0	0	0
Victor Butler	0	0	0	0.0	0	0	0	0	0	0	1	2	0	0	0
Josh Cribbs	0	0	0	0.0	0	0	0	0	0	0	2	1	0	0	0
Mario Harvey	0	0	0	0.0	0	0	0	0	0	0	1	0	0	0	0
Donte Moncrief	0	0	0	0.0	0	0	0	0	0	0	1	1	0	0	0
Griff Whalen	0	0	0	0.0	0	0	0	0	0	0	0	1	0	0	0
Jack Doyle	0	0	0	0.0	0	0	0	0	0	0	0	3	0	0	0
Team Sacks	0	0	0	1.0	6	0	0	0	0	0	0	0	0	0	0
Team Totals	736	319	1,048	41.0	263	12	143	78	18	13	63	49	2	2	1



In his first season with the Colts, Mike Adams was named to his first career Pro Bowl after leading the secondary with 93 tackles while adding a team-high five interceptions, two fumble recoveries, two forced fumbles and 11 passes defended. He tied for the league lead in takeaways with seven.



D'Owell Jackson led the Colts in tackles (184) and was named to his first career Pro Bowl. He also contributed with 4.0 sacks, 10 tackles for loss, four fumble recoveries, one forced fumble and one pass defended.



Vontae Davis was selected to his first career Pro Bowl and totaled 44 tackles, four interceptions, two forced fumbles, one fumble recovery and a team-leading 18 passes defended. He held opposing receivers scoreless all season.

ADMINISTRATION

COACHING STAFF

FOOTBALL OPERATIONS

BUSINESS OPERATIONS

PLAYERS

2014 SEASON IN REVIEW

COLTS HISTORY

RECORDS

COLTS IN THE COMMUNITY



Game 1

September 7, 2014

Sports Authority Field at Mile High, Denver, CO



24-31

In a tale of two halves, the Colts rebounded from a 24-7 halftime deficit to cut the Broncos lead to one score (31-24) with three minutes remaining in the fourth quarter. With possession of the ball and looking to tie the game, Indianapolis was not able to convert a fourth down in Denver territory and the Broncos took a knee to close the game out. Andrew Luck completed a single-game career-high 35 passes for 370 yards and three total touchdowns (two passing, one rushing). He recorded his first touchdown pass of the game with a 41-yard strike to Dwayne Allen in the fourth quarter. Luck then found Hakeem Nicks for a nine-yard score four minutes later. The passing touchdowns marked Luck's 16th career game with multiple touchdown passes. For Nicks, who made his debut with the Colts, it was his first receiving touchdown dating back to December 9, 2012. Reggie Wayne led the team with nine catches for 98 yards and set a franchise record for the most games with at least one reception (191). Defensively, Greg Toler led the team with three passes defended while Erik Walden contributed with the team's lone sack for a 10-yard loss.

SCORING SUMMARY

	1	2	3	4	OT	Total
COLTS	0	7	3	14	0	24
BRONCOS	3	21	0	7	0	31

SCORING DRIVES

Team	Qtr	Time	Scoring Play	IND	DEN
Broncos	1	5:14	McManus 21 yd. field goal	0	3
Broncos	2	14:14	J. Thomas 3 yd. pass from Manning (McManus kick)	0	10
Broncos	2	6:41	J. Thomas 35 yd. pass from Manning (McManus kick)	0	17
Broncos	2	1:57	J. Thomas 5 yd. pass from Manning (McManus kick)	0	24
Colts	2	0:19	Luck 9 yd. run (Vinatieri kick)	7	24
Colts	3	1:31	Vinatieri 25 yd. field	10	24
Broncos	4	9:54	Ball 3 yd. run (McManus kick)	10	31
Colts	4	7:46	Allen 41 yd. pass from Luck (Vinatieri kick)	17	31
Colts	4	3:26	Nicks 9 yd. pass from Luck (Vinatieri kick)	24	31

TEAM STATISTICS

	Colts	Broncos
Total Net Yards	408	361
Net Yards Rushing	54	102
Net Yards Passing	354	259
Total First Downs	24	24
Third Down Efficiency	4-13-31%	7-14-50%
Penalties	9-45	7-70
Fumbles (Number and Lost)	1-0	2-0
Field Goals (Made and Attempted)	1-1	1-1
Red Zone Efficiency	2-4-50%	3-4-75%
Time of Possession	27:36	32:24

INDIVIDUAL STATISTICS

RUSHING: Ind. — Richardson 6-20, Luck 5-19-1, Bradshaw 3-15. Den. — Ball 23-67-1, Anderson 4-27, Sanders 1-11, Manning 4- -3.

PASSING: Ind. — Luck 35-53-370, 2 TD, 2 INT. Den. — Manning 22-36-269, 3 TD.

RECEIVING: Ind. — Wayne 9-98, Bradshaw 5-70, Hilton 5-41, Nicks 5-36-1, Allen 4-64-1, Richardson 3-31, Fleener 3-21, Moncrief 1-9. Den. — J. Thomas 7-104-3, Sanderson 6-77, D. Thomas 4-48, Caldwell 2-16, Ball 2-16, Green 1-8, Mastrud 1-41, Reece 1-9, Butler 1-8, Ford 1-2.



Tight end Dwayne Allen caught four passes for 64 yards and one touchdown in a season-opening loss at Denver.

Game 2

September 15, 2014

Lucas Oil Stadium, Indianapolis, IN



27-30

The Colts fell to 0-2 after losing the regular season home opener to the Philadelphia Eagles, 30-27, in Philadelphia's first regular season visit to Lucas Oil Stadium. Indianapolis took a 17-6 advantage into halftime, but surrendered 24 points in the second half, including kicker Cody Parkey's 36-yard game-winning field goal as time expired. Andrew Luck completed 20-of-34 passes for 172 yards, three touchdowns and one interception for an 89.3 passer rating. Luck found Ahmad Bradshaw for a single-game career-high two receiving touchdowns while Jack Doyle added his first career NFL touchdown reception. Bradshaw tallied 96 yards from scrimmage (70 rushing, 26 receiving) in the victory. Indianapolis took a seven-point lead with 11:49 in the fourth quarter. A Colts turnover led to an Eagles touchdown with 3:30 remaining in the game. Following an Indianapolis punt on its ensuing possession, Philadelphia drove the ball 42 yards in 1:56 leading to the winning field goal. Defensively, Mike Adams led the Colts in tackles while Greg Toler notched his seventh career interception.

SCORING SUMMARY

	1	2	3	4	OT	Total
EAGLES	3	2	14	10	0	30
COLTS	7	10	3	7	0	27

SCORING DRIVES

Team	Qtr	Time	Scoring Play	PHI	IND
Eagles	1	9:48	Parkey 31 yd. field goal	3	0
Colts	1	5:18	Bradshaw 1 yd. pass from Luck (Vinatieri kick)	3	7
Colts	2	13:18	Vinatieri 46 yd. field goal	3	10
Eagles	2	6:36	Parkey 23 yd. field goal	6	10
Colts	2	1:13	Doyle 2 yd. pass from Luck (Vinatieri kick)	6	17
Colts	3	6:43	Vinatieri 27 yd. field goal	6	20
Eagles	3	4:32	McCoy 1 yd. run (Parkey kick)	13	20
Eagles	3	2:44	Sproles 19 yd. run (Parkey kick)	20	20
Colts	4	11:49	Bradshaw 7 yd. pass from Luck 20 (Vinatieri kick)	20	27
Eagles	4	3:25	Maclin 6 yd. pass from Foles (Parkey kick)	27	27
Eagles	4	0:00	Parkey 36 yd. field goal	30	27

TEAM STATISTICS

	Eagles	Colts
Total Net Yards	458	341
Net Yards Rushing	127	169
Net Yards Passing	331	172
Total First Downs	24	25
Third Down Efficiency	5-12-42%	4-12-33%
Penalties	11-90	4-70
Fumbles (Number and Lost)	0-0	2-1
Field Goals (Made and Attempted)	3-4	2-2
Red Zone Efficiency	3-6-50%	3-4-75%
Time of Possession	23:45	36:15

INDIVIDUAL STATISTICS

RUSHING: Ind. — Richardson 21-79, Bradshaw 13-70, Luck 4-20. Phi. — McCoy 19-79-1, Sproles 4-26-1, Foles 4-22.

PASSING: Ind. — Luck 20-34-172, 3 TD, 1 INT. Phi. — Foles 21-37-331, 1 TD, 1 INT.

RECEIVING: Ind. — Hilton 6-65, Bradshaw 5-26-2, Wayne 3-28, Doyle 2-12-1, Moncrief 1-16, Richardson 1-16, Fleener 1-13, Nicks 1- -4. Phi. — Sproles 7-152, Ertz 4-86, Maclin 4-45-1, McCoy 4-23, Matthews 1-17, Cooper 1-8.



Quarterback Andrew Luck totaled three touchdown passes in a Week 2 loss against Philadelphia.



Game 3

September 21, 2014

EverBank Field, Jacksonville, FL



44-17

Indianapolis earned its first win of the 2014 regular season with a 44-17 victory at Jacksonville. The Colts outscored the Jaguars 30-0 in the first half of play while allowing only two first downs. Indianapolis also totaled 330 net yards to Jacksonville's 55 (91-33 rushing and 239-22 passing). Andrew Luck completed 31-of-39 passes for 370 yards and four touchdowns for a 140.4 passer rating. He completed passes to nine different receivers in the game. Luck threw three touchdown passes in the first half including a six-yard score to Ahmad Bradshaw, a one-yard pass to Dwayne Allen and a seven-yard touchdown to Coby Fleener. Adam Vinatieri added three field goals in the first half from 48, 43 and 25 yards to assist in the team's 30-point halftime advantage. Bradshaw led the team in rushing with nine carries for 65 yards while adding two receptions for 18 yards and one touchdown. Defensively, Indianapolis generated 4.0 sacks. Greg Toler posted the team's fifth touchdown of the game when he returned an interception 47 yards for a score. The pick-six marked the third consecutive game at Jacksonville that the Colts returned an interception for a touchdown.

SCORING SUMMARY

	1	2	3	4	OT	Total
COLTS	10	20	0	14	0	44
JAGUARS	0	0	3	14	0	17

SCORING DRIVES

Team	Qtr	Time	Scoring Play	IND	JAX
Colts	1	9:37	Vinatieri 48 yd. field goal	3	0
Colts	1	1:50	Bradshaw 6 yd. pass from Luck (Vinatieri kick)	10	0
Colts	2	12:28	Allen 1 yd. pass from Luck (Vinatieri kick)	17	0
Colts	2	9:08	Vinatieri 43 yd. field goal	20	0
Colts	2	1:10	Vinatieri 25 yd. field goal	23	0
Colts	2	0:28	Fleener 7 yd. pass from Luck (Vinatieri kick)	30	0
Jaguars	3	5:13	Scobee 41 yd. field goal	30	3
Colts	4	8:53	Nicks 1 yd. pass from Luck (Vinatieri kick)	37	3
Jaguars	4	6:51	Hurns 63 yd. pass from Bortles (Scobee kick)	37	10
Colts	4	2:58	Toler 47 yd. interception return (Vinatieri kick)	44	10
Jaguars	4	0:18	Shorts 10 yd. pass from Bortles (Scobee kick)	44	17

TEAM STATISTICS

	Colts	Jaguars
Total Net Yards	529	344
Net Yards Rushing	144	105
Net Yards Passing	385	239
Total First Downs	27	18
Third Down Efficiency	8-14-57%	4-10-40%
Penalties	8-46	2-15
Fumbles (Number and Lost)	0-0	1-1
Field Goals (Made and Attempted)	3-3	1-1
Red Zone Efficiency	4-6-67%	1-1-100%
Time of Possession	37:03	22:57

INDIVIDUAL STATISTICS

RUSHING: Ind. – Bradshaw 9-65, Richardson 14-57, Luck 3-15, Moncrief 1-7, Herron 1-1, Hasselbeck 1 -1-1. Jax. – Robinson 8-33, Gerhart 9-32, Bortles 2-30, Todman 1-10.

PASSING: Ind. – Luck 31-39-370, 4 TD, Hasselbeck 2-4-20. Jax. – Bortles 14-24-223, 2 TD, 2 INT, Henne 4-7-33.

RECEIVING: Ind. – Hilton 5-80, Wayne 4-62, Moncrief 4-55, Nicks 4-50-1, Fleener 4-49-1, Allen 4-43-1, Richardson 3-23, Doyle 3-10, Bradshaw 2-18. Jax. – Robinson 7-79, Shorts 5-35-1, Gerhart 2-31, Hurns 1-63-1, Ta'ufu'o 1-26, Brown 1-14, Jensen 1-8.



In a Week 3 victory at Jacksonville, quarterback Andrew Luck completed 31-of-39 passes for 370 yards and four touchdowns for a 140.4 passer rating. He completed passes to nine different receivers.

Game 4

September 28, 2014

Lucas Oil Stadium, Indianapolis, IN



41-17

Indianapolis improved to 2-2 on the season following a 41-17 victory over the Tennessee Titans at Lucas Oil Stadium. After Trent Richardson's first rushing touchdown of the season, the Colts recovered an onside kick and drove 44 yards leading to a Dwayne Allen score and a 14-0 lead. Adam Vinatieri added two field goals from 31 and 30 yards in the second quarter as Indianapolis claimed a 20-10 halftime lead. The Colts outscored Tennessee 21-7 in the second half as Andrew Luck threw his second, third and fourth touchdowns of the game. Reggie Wayne led the team in receiving with 119 yards and a third quarter touchdown, while Coby Fleener and Ahmad Bradshaw also found the end zone on receiving touchdowns. Luck finished the contest with 393 passing yards as he set a franchise record for the most touchdown passes through the first four games of a regular season (13). Defensively, Mike Adams tied his single-game career-highs with two interceptions and three passes defended.

SCORING SUMMARY

	1	2	3	4	OT	Total
TITANS	0	10	7	0	0	17
COLTS	14	6	14	7	0	41

SCORING DRIVES

Team	Qtr	Time	Scoring Play	TEN	IND
Colts	1	7:06	Richardson 1 yd. run (Vinatieri kick)	0	7
Colts	1	0:52	Allen 7 yd. pass from Luck (Vinatieri kick)	0	14
Colts	2	10:25	Vinatieri 31 yd. field goal	0	17
Titans	2	6:24	Succop 36 yd. field goal	3	17
Colts	2	1:53	Vinatieri 30 yd. field goal	3	20
Titans	2	0:13	Walker 7 yd. pass from Whitehurst (Succop kick)	10	20
Colts	3	8:15	Wayne 28 yd. pass from Luck (Vinatieri kick)	10	27
Colts	3	4:02	Fleener 2 yd. pass from Luck (Vinatieri kick)	10	34
Titans	3	0:35	Sankey 2 yd. run (Succop kick)	17	34
Colts	4	9:56	Bradshaw 15 yd. pass from Luck (Vinatieri kick)	17	41

TEAM STATISTICS

	Titans	Colts
Total Net Yards	261	498
Net Yards Rushing	85	105
Net Yards Passing	176	393
Total First Downs	16	31
Third Down Efficiency	1-9-11%	7-14-50%
Penalties	6-68	11-88
Fumbles (Number and Lost)	2-1	0-0
Field Goals (Made and Attempted)	1-1	2-2
Red Zone Efficiency	2-3-67%	4-6-67%
Time of Possession	17:39	42:21

INDIVIDUAL STATISTICS

RUSHING: Ind. – Richardson 20-47-1, Bradshaw 9-32, Herron 7-24, Hilton 1-5, Luck 1 -1-1, Hasselbeck 3 -2. Ten. – Whitehurst 5-40, Sankey 6-34-1, Greene 3-10, McCluster 2-1.

PASSING: Ind. – Luck 29-41-393, 4 TD, 1 INT. Ten. – Whitehurst 12-23-177, 1 TD, 1 INT, Mettenberger 2-5-17, 1 INT.

RECEIVING: Ind. – Wayne 7-119-1, Hilton 6-105, Richardson 4-52, Allen 3-38-1, Fleener 2-26-1, Bradshaw 2-20-1, Moncrief 2-14, Nicks 2-12, Doyle 1-7. Ten. – Walker 5-84-1, Wright 5-55, Sankey 2-23, Washington 1-20, Hunter 1-12.



Safety Mike Adams tallied two interceptions and three passes defended in a Week 4 win against Tennessee. The two interceptions tied his single-game career-high.

ADMINISTRATION

COACHING STAFF

FOOTBALL OPERATIONS

BUSINESS OPERATIONS

PLAYERS

2014 SEASON IN REVIEW

COLTS HISTORY

RECORDS

COLTS IN THE COMMUNITY

**Game 5**

October 5, 2014

Lucas Oil Stadium, Indianapolis, IN



Indianapolis received a strong performance from its defense to improve to 3-2 on the season following a 20-13 victory against the Baltimore Ravens at Lucas Oil Stadium. The Colts held the Ravens to 287 total net yards and limited Baltimore to 1-of-11 on third downs. Indianapolis took a 6-3 lead at halftime following two field goals (38 and 34 yards) from Adam Vinatieri. Andrew Luck found Dwayne Allen for a six-yard touchdown connection on the team's first drive of the third quarter. Luck then added a 13-yard run in the fourth quarter to give the Colts a 20-6 lead. Baltimore kept the game close with a Justin Forsett 11-yard touchdown run, but with 32 seconds remaining in the game, Indianapolis' defense forced an incomplete pass on a fourth down to seal the victory. T.Y. Hilton led the team in receiving with nine catches for 90 yards and Ahmad Bradshaw led the Colts in rushing with 15 carries for 68 yards. Defensively, Indianapolis notched 4.0 sacks, including 2.0 from Bjoern Werner, marking his first career multiple-sack game.

SCORING SUMMARY

	1	2	3	4	OT	Total
RAVENS	0	3	0	10	0	13
COLTS	3	3	7	7	0	20

SCORING DRIVES

Team	Qtr	Time	Scoring Play	BAL	IND
Colts	1	9:44	Vinatieri 38 yd. field goal	0	3
Colts	2	0:35	Vinatieri 34 yd. field goal	0	6
Ravens	2	0:00	Tucker 52 yd. field goal	3	6
Colts	3	10:33	Allen 6 yd. pass from Luck (Vinatieri kick)	3	13
Ravens	4	13:56	Tucker 27 yd. field goal	6	13
Colts	4	8:56	Luck 13 yd. run (Vinatieri kick)	6	20
Ravens	4	7:16	Forsett 11 yd. run (Tucker kick)	13	20

TEAM STATISTICS

	Ravens	Colts
Total Net Yards	287	432
Net Yards Rushing	90	127
Net Yards Passing	197	305
Total First Downs	15	26
Third Down Efficiency	1-11-9%	7-15-47%
Penalties	5-36	6-83
Fumbles (Number and Lost)	2-2	4-2
Field Goals (Made and Attempted)	2-2	2-2
Red Zone Efficiency	1-3-33%	2-5-40%
Time of Possession	21:17	38:43

INDIVIDUAL STATISTICS

RUSHING: Ind. — Bradshaw 15-68, Richardson 9-37, Luck 6-22-1. Bal. — Forsett 6-42-1, Pierce 4-30, Taliaferro 5-18.

PASSING: Ind. — Luck 32-49-312, 1 TD, 2 INT. Bal. — Flacco 22-38-235, 1 INT.

RECEIVING: Ind. — Hilton 9-90, Wayne 7-77, Allen 4-59-1, Bradshaw 4-17, Richardson 4-10, Nicks 3-29, Fleener 1-30. Bal. — Forsett 7-55, Daniels 5-70, S. Smith 5-34, T. Smith 3-38, Jones 1-30, Aiken 1-8.



In a Week 5 victory against Baltimore, outside linebacker Bjoern Werner registered six tackles, 2.0 sacks and one pass defended. It was his first career multiple-sack game.

Game 6

October 9, 2014

NRG Stadium, Houston, TX



Indianapolis improved to 4-2 on the season and won its fourth consecutive game after defeating the Houston Texans 33-28 at NRG Stadium. The Colts posted 24 first quarter points, the team's highest first quarter output since 1958. Trent Richardson logged a five-yard touchdown followed by scores from Ahmad Bradshaw and Coby Fleener. Adam Vinatieri also added a 27-yard field goal. Houston was able to fight its way back into the game following two touchdowns in the second quarter and another 14 points in the second half. T.Y. Hilton registered a career performance finishing with nine receptions for 223 yards and the game-winning touchdown on a 33-yard pass from Andrew Luck in the third quarter. Hilton was two yards shy of the franchise record for receiving yards in a single game. Luck finished the game having completed 25 passes for 370 yards and three touchdowns. Defensively, Indianapolis compiled 5.0 sacks, including quarterback takeaways by D'Qwell Jackson, Erik Walden, Ricky Jean Francois, Bjoern Werner and Jonathan Newsome.

SCORING SUMMARY

	1	2	3	4	OT	Total
COLTS	24	3	6	0	0	33
TEXANS	0	14	7	7	0	28

SCORING DRIVES

Team	Qtr	Time	Scoring Play	IND	HOU
Colts	1	11:13	Vinatieri 27 yd. field goal	3	0
Colts	1	10:40	Richardson 5 yd. run (Vinatieri kick)	10	0
Colts	1	7:00	Bradshaw 5 yd. pass from Luck (Vinatieri kick)	17	0
Colts	1	0:00	Fleener 4 yd. pass from Luck (Vinatieri kick)	24	0
Texans	2	9:43	Johnson 4 yd. pass from Fitzpatrick	24	7
Texans	2	8:22	Foster 12 yd. run (Bullock kick)	24	14
Colts	2	1:05	Vinatieri 34 yd. field goal	27	14
Texans	3	5:59	Foster 2 yd. run (Bullock kick)	27	21
Colts	3	2:52	Hilton 33 yd. pass from Luck (Vinatieri kick)	33	21
Texans	4	10:36	Watt 45 yd. fumble return (Bullock kick)	33	28

TEAM STATISTICS

	Colts	Texans
Total Net Yards	456	332
Net Yards Rushing	93	136
Net Yards Passing	363	196
Total First Downs	27	18
Third Down Efficiency	8-16-50%	1-8-13%
Penalties	5-51	5-66
Fumbles (Number and Lost)	1-1	2-2
Field Goals (Made and Attempted)	2-2	0-1
Red Zone Efficiency	3-5-60%	3-3-100%
Time of Possession	36:49	23:11

INDIVIDUAL STATISTICS

RUSHING: Ind. — Richardson 17-41-1, Bradshaw 11-34, Luck 7-18. Hou. — Foster 20-109-2, Blue 3-22, Fitzpatrick 1-5.

PASSING: Ind. — Luck 25-44-370, 3 TD, 1 INT. Hou. — Fitzpatrick 15-23-212, 1 TD.

RECEIVING: Ind. — Hilton 9-223-1, Wayne 4-35, Allen 3-49, Bradshaw 3-25-1, Nicks 2-18, Fleener 2-11-1, Doyle 2-9. Hou. — A. Johnson 7-99-1, D. Johnson 3-62, Foster 3-32, Hopkins 1-12, Fiedorowicz 1-7.



Wide receiver T.Y. Hilton caught nine passes for a career-high 223 yards and one touchdown in a Week 6 win at Houston. His 147 first quarter receiving yards were the most in a game for the Colts since 2004.



Game 7

October 19, 2014

Lucas Oil Stadium, Indianapolis, IN



27-0

The Colts won their fifth consecutive game and logged their first shutout dating back to Dec. 28, 2008 after defeating the Bengals 27-0. Indianapolis' defense held Cincinnati to 135 net yards and forced eight consecutive three-and-outs to open the contest. Ahmad Bradshaw posted two touchdowns in the victory. His first rushing touchdown of the season came on a one-yard run in the second quarter to give Indianapolis a 10-0 lead. Bradshaw added a nine-yard receiving touchdown in the fourth quarter to give the Colts a 24-0 advantage. Dwayne Allen added a third quarter touchdown on a 32-yard catch-and-run. It was his fourth score in his last five games. Andrew Luck completed 27-of-42 passes for 344 yards and two touchdowns for a 105.7 passer rating. He matched a franchise record with his fifth consecutive 300-plus yard passing outing. T.Y. Hilton led the team with 107 yards on seven catches marking his 13th career 100-plus yard receiving contest. On defense, the Colts registered 4.0 sacks. Vonnie Davis set a regular season single-game career-high with four passes defensed while adding three tackles.

SCORING SUMMARY

	1	2	3	4	OT	Total
BENGALS	0	0	0	0	0	0
COLTS	3	7	7	10	0	27

SCORING DRIVES

Team	Qtr	Time	Scoring Play	CIN	IND
Colts	1	0:33	Vinatieri 23 yd. field goal	0	3
Colts	2	12:08	Bradshaw 1 yd. run (Vinatieri kick)	0	10
Colts	3	9:47	Allen 32 yd. pass from Luck (Vinatieri kick)	0	17
Colts	4	12:09	Bradshaw 10 yd. pass from Luck (Vinatieri kick)	0	24
Colts	4	1:55	Vinatieri 50 yd. field goal	0	27

TEAM STATISTICS

	Bengals	Colts
Total Net Yards	135	506
Net Yards Rushing	32	171
Net Yards Passing	103	335
Total First Downs	8	27
Third Down Efficiency	1-13-8%	5-13-38%
Penalties	4-20	8-57
Fumbles (Number and Lost)	1-0	2-2
Field Goals (Made and Attempted)	0-0	2-2
Red Zone Efficiency	0-1-0%	2-4-50%
Time of Possession	20:17	39:43

INDIVIDUAL STATISTICS

RUSHING: Ind. — Richardson 14-77, Bradshaw 10-52-1, Herron 5-37, Luck 4-5, Moncrief, 1-0. Cin. — Bernard 7-17, Hill 4-15, Dalton 1-0.

PASSING: Ind. — Luck 27-42-344, 2 TD. Cin. — Dalton 18-38-126.

RECEIVING: Ind. — Hilton 7-107, Fleener 4-64, Richardson 4-41, Wayne 4-15, Allen 3-52-1, Bradshaw 3-36-1, Doyle 1-20, Moncrief 1-9. Cin. — Gresham 10-48, Sanu 3-54, Bernard 2- -1, Little 1-13, Tate 1-7, Peerman 1-5.



Defensive end Cory Redding finished with four tackles, two tackles for loss and 1.0 sack in a Week 7 victory against Cincinnati. He was part of a defense that shutout the Bengals while allowing only 135 net yards.

Game 8

October 26, 2014

Heinz Field, Pittsburgh, PA



34-51

The Colts gave up 639 yards of net offense as Steelers quarterback Ben Roethlisberger threw for 522 yards and six touchdowns in a 51-34 Pittsburgh victory. The Steelers scored touchdowns on their first four offensive possessions of the game en route to a 35-20 halftime advantage. Indianapolis cut Pittsburgh's lead to one possession (42-34) with two touchdowns on an Ahmad Bradshaw 12-yard run and Donte Moncrief's first career NFL touchdown (31 yards) in the third quarter. After recovering a Steelers fumble in the final stanza, the Colts had a chance to drive the length of the field to tie the game. Andrew Luck was charged with an intentional grounding penalty in the end zone however and Pittsburgh got the ball back with a 10-point lead. Indianapolis could not mount a comeback following the safety. Luck threw for 400 yards and three touchdowns in the loss while T.Y. Hilton (155) and Moncrief (113) each topped 100-plus receiving yards. Bradshaw totaled six carries for 35 yards and one touchdown and added seven receptions for 52 yards.

SCORING SUMMARY

	1	2	3	4	OT	Total
COLTS	3	17	14	0	0	34
STEELERS	7	28	7	9	0	51

SCORING DRIVES

Team	Qtr	Time	Scoring Play	IND	PIT
Colts	1	11:56	Vinatieri 31 yd. field goal	3	0
Steelers	1	7:13	Wheaton 18 yd. pass from Roethlisberger (Suisham kick)	3	7
Steelers	2	14:57	Bryant 5 yd. pass from Roethlisberger (Suisham kick)	3	14
Steelers	2	14:16	Gay 33 yd. interception return (Suisham kick)	3	21
Colts	2	11:36	Allen 21 yd. pass from Luck (Vinatieri kick)	10	21
Steelers	2	8:33	Brown 8 yd. pass from Roethlisberger (Suisham kick)	10	28
Steelers	2	5:08	Brown 47 yd. pass from Roethlisberger (Suisham kick)	10	35
Colts	2	1:56	Hilton 28 yd. pass from Luck (Vinatieri kick)	17	35
Colts	2	0:00	Vinatieri 23 yd. field goal	20	35
Steelers	3	9:59	Bryant 2 yd. pass from Roethlisberger (Suisham kick)	20	42
Colts	3	3:38	Bradshaw 12 yd. run (Vinatieri kick)	27	42
Colts	3	2:35	Moncrief 31 yd. pass from Luck (Vinatieri kick)	34	42
Steelers	4	12:34	Penalty on Luck enforced in end zone for a safety	34	44
Steelers	4	5:14	Miller 11 yd. pass from Roethlisberger (Suisham kick)	34	51

TEAM STATISTICS

	Colts	Steelers
Total Net Yards	448	639
Net Yards Rushing	63	117
Net Yards Passing	385	522
Total First Downs	26	34
Third Down Efficiency	5-10-50%	8-13-62%
Penalties	5-43	10-59
Fumbles (Number and Lost)	1-0	2-2
Field Goals (Made and Attempted)	2-2	0-0
Red Zone Efficiency	1-3-33%	5-6-83%
Time of Possession	20:17	39:43

INDIVIDUAL STATISTICS

RUSHING: Ind. — Bradshaw 6-35-1, Luck 3-26, Herron 1-2. Pit. — Bell 24-92, Blount 6-21, Brown 1-5, Roethlisberger 1- -1.

PASSING: Ind. — Luck 26-45-400, 3 TD, 2 INT. Pit. — Roethlisberger 40-49-522, 6 TD.

RECEIVING: Ind. — Moncrief 7-113-1, Bradshaw 7-52, Hilton 6-155-1, Whalen 2-23, Nicks 1-27, Allen 1-21-1, Herron 1-5, Fleener 1-4. Pit. — Brown 10-133-2, Miller 7-112-1, Bell 6-56, Bryant 5-83-2, Wheaton 5-56-1, Moore 2-33, Johnson 2-22, Blount 2-11, Heyward-Bey 1-16.



In a Week 8 loss at Pittsburgh, wide receiver Donte Moncrief tallied his first career 100-yard game (113) while adding his first career touchdown on a 31-yard reception in the third quarter.

ADMINISTRATION
COACHING STAFF
FOOTBALL OPERATIONS
BUSINESS OPERATIONS
PLAYERS
2014 SEASON IN REVIEW
COLTS HISTORY
RECORDS
COLTS IN THE COMMUNITY



Game 9

November 3, 2014

MetLife Stadium, East Rutherford, NJ



40-24

Indianapolis posted a 40-24 victory over the New York Giants and earned its first win on Monday Night Football dating back to 2010. The Colts improved to 6-3 heading into the bye week and 12-1 in games following a loss under Head Coach Chuck Pagano. Andrew Luck tallied four passing touchdowns while completing 25-of-46 passes for 354 yards. Four different receivers caught touchdowns including Coby Fleener, Dwayne Allen, Reggie Wayne and T.Y. Hilton. Luck continued his streak of consecutive games with 300-plus passing yards (seven) and became the first player in NFL history with at least 350 passing yards in five consecutive road games. Following a 16-3 lead at halftime, Indianapolis recorded touchdowns on all three possessions in the third quarter to take a 37-10 lead. The Colts defense forced seven punts on New York's first eight drives of the game and limited the Giants to 89 rushing yards. Rookie Jonathan Newsome compiled seven tackles, 2.0 sacks and one forced fumble. Adam Vinatieri finished with 16 points having converted all four field goal and extra point attempts.

SCORING SUMMARY

	1	2	3	4	OT	Total
COLTS	3	13	21	3	0	40
GIANTS	0	3	7	14	0	24

SCORING DRIVES

Team	Qtr	Time	Scoring Play	IND	NYG
Colts	1	7:07	Vinatieri 48 yd. field goal	3	0
Colts	2	13:38	Fleener 32 yd. pass from Luck (Vinatieri kick)	10	0
Giants	2	7:07	Brown 38 yd. field goal	10	3
Colts	2	3:32	Vinatieri 31 yd. field goal	13	3
Colts	2	1:07	Vinatieri 48 yd. field goal	16	3
Colts	3	11:50	Hilton 31 yd. pass from Luck (Vinatieri kick)	23	3
Giants	3	9:48	Williams 1 yd. run (Brown kick)	23	10
Colts	3	6:09	Wayne 40 yd. pass from Luck (Vinatieri kick)	30	10
Colts	3	4:31	Allen 2 yd. pass from Luck (Vinatieri kick)	37	10
Colts	4	13:23	Vinatieri 43 yd. field goal	40	10
Giants	4	8:55	Donnell 5 yd. pass from Manning (Brown kick)	40	17
Giants	4	3:19	Washington 1 yd. pass from Manning (Brown kick)	40	24

TEAM STATISTICS

	Colts	Giants
Total Net Yards	443	438
Net Yards Rushing	98	89
Net Yards Passing	345	349
Total First Downs	22	22
Third Down Efficiency	5-15-33%	4-16-25%
Penalties	4-30	4-30
Fumbles (Number and Lost)	3-0	3-1
Field Goals (Made and Attempted)	4-4	1-1
Red Zone Efficiency	1-2-50%	3-3-100%
Time of Possession	33:03	26:57

INDIVIDUAL STATISTICS

RUSHING: Ind. – Bradshaw 7-50, Richardson 7-33, Herron 8-10, Luck 2-5. NYG. – Cox 2-27, Williams 12-22-1, Hillis 4-20, Manning 1-18, Hynoski 1-2.

PASSING: Ind. – Luck 25-46-354, 4 TD. NYG. – Manning 27-52-359, 2 TD.

RECEIVING: Ind. – Fleener 4-77-1, Wayne 4-70-1, Allen 4-48-1, Hilton 3-71-1, Nicks 3-44, Bradshaw 3-29, Richardson 2-9, Herron 1-4, Moncrief 1-2. NYG. – Beckham 8-156, Hillis 5-50, Randle 4-49, Washington 4-48-1, Donnell 4-25-1, Williams 1-24, Parker 1-7.



Kicker Adam Vinatieri converted 4-of-4 field goals and four PATs for 16 points against the Giants in a Monday Night Football win. He set a new career-best streak with 26 consecutive field goals made.

Game 10

November 16, 2014

Lucas Oil Stadium, Indianapolis, IN



20-42

Indianapolis fell to 6-4 on the season after losing a Week 11 meeting to the New England Patriots, 42-20, at Lucas Oil Stadium. The game remained close in the first half (14-10) following a Colts touchdown with 55 seconds remaining in the second quarter. Following a Mike Adams interception, Andrew Luck drove 23 yards in three plays and found Hakeem Nicks for a 10-yard touchdown. New England opened the second half scoring touchdowns on four consecutive offensive possessions. Patriots running back Jonas Gray finished the game with 201 rushing yards and four touchdowns while Tom Brady completed 19-of-30 passes for 257 yards, two touchdowns and two interceptions. For the Colts, Coby Fleener recorded a career-high 144 receiving yards while Reggie Wayne contributed with five catches for 91 yards. Luck threw for his eighth consecutive 300-yard passing outing and tied Peyton Manning's franchise record with nine 300-yard games in a single season. Defensively, Adams contributed with 11 tackles, two interceptions and two passes defended.

SCORING SUMMARY

	1	2	3	4	OT	Total
PATRIOTS	7	7	14	14	0	42
COLTS	3	7	3	7	0	20

SCORING DRIVES

Team	Qtr	Time	Scoring Play	NE	IND
Patriots	1	8:37	Gray 4 yd. run (Gostkowski kick)	7	0
Colts	1	4:19	Vinatieri 31 yd. field goal	7	3
Patriots	2	3:50	Gray 2 yd. run (Gostkowski kick)	14	3
Colts	2	0:55	Nicks 10 yd. pass from Luck (Vinatieri kick)	14	10
Patriots	3	11:10	Wright 2 yd. pass from Brady (Gostkowski kick)	21	10
Colts	3	8:31	Vinatieri 53 yd. field goal	21	13
Patriots	3	3:30	Gray 2 yd. run (Gostkowski kick)	28	13
Colts	4	13:32	Castonzo 1 yd. pass from Luck (Vinatieri kick)	28	20
Patriots	4	8:43	Gray 1 yd. run (Gostkowski kick)	35	20
Patriots	4	6:46	Gronkowski 26 yd. pass from Brady (Gostkowski kick)	42	20

TEAM STATISTICS

	Patriots	Colts
Total Net Yards	503	322
Net Yards Rushing	246	19
Net Yards Passing	257	303
Total First Downs	33	17
Third Down Efficiency	9-11-82%	5-13-38%
Penalties	5-53	4-27
Fumbles (Number and Lost)	0-0	1-0
Field Goals (Made and Attempted)	0-0	2-2
Red Zone Efficiency	5-5-100%	2-3-67%
Time of Possession	34:21	25:39

INDIVIDUAL STATISTICS

RUSHING: Ind. – Luck 3-15, Bradshaw 7-4, Richardson 6-0. NE. – Gray 37-201-4, Edelman 2-31, Vereen 1-18, Brady 2- -2, Garoppolo 2- -2.

PASSING: Ind. – Luck 23-39-303, 2 TD, 1 INT. NE. – Brady 19-30-257, 2 TD, 2 INT.

RECEIVING: Ind. – Fleener 7-144, Wayne 5-91, Bradshaw 4-77, Hilton 3-24, Nicks 2-15-1, Richardson 1-21, Castonzo 1-1-1. NE. – Edelman 5-50, Gronkowski 4-71-1, Vereen 4-59, LaFell 3-62, Amendola 2-13, Wright 1-2-1.



In a Week 11 loss against New England, offensive tackle Anthony Castonzo contributed with his first career touchdown. It was the first touchdown from a Colts offensive lineman dating back to 2008.

ADMINISTRATION

COACHING STAFF

FOOTBALL OPERATIONS

BUSINESS OPERATIONS

PLAYERS

2014 SEASON IN REVIEW

COLTS HISTORY

RECORDS

COLTS IN THE COMMUNITY



Game 11

November 23, 2014

Lucas Oil Stadium, Indianapolis, IN



23-3

The Colts improved to 7-4 on the season following a 23-3 victory over the Jacksonville Jaguars at Lucas Oil Stadium. The first half remained close as Indianapolis took a 6-3 advantage on Adam Vinatieri's 46 and 20-yard field goals. Both teams struggled to produce offense with a combined five turnovers in the first and second quarters. The Colts then found their rhythm in the third quarter posting back-to-back touchdown drives to take a 20-3 lead. Trent Richardson logged his third rushing touchdown of the season on a one-yard run on the team's opening offensive drive of the third quarter. Andrew Luck then completed a 73-yard touchdown to T.Y. Hilton. Hilton finished the game with 122 yards for his 15th career 100-yard game. He also topped the 1,000-yard mark for the second consecutive season. Luck completed 21-of-32 passes for 253 yards and one touchdown for a 100.1 passer rating. The Colts defense held the Jaguars to three points while allowing only 194 net yards (114 passing, 80 rushing). D'Qwell Jackson led the team with 14 tackles while adding 1.0 sack and one fumble recovery.

SCORING SUMMARY

	1	2	3	4	OT	Total
JAGUARS	3	0	0	0	0	3
COLTS	3	3	14	3	0	23

SCORING DRIVES

Team	Qtr	Time	Scoring Play	JAX	IND
Colts	1	10:32	Vinatieri 46 yd. field goal	0	3
Jaguars	1	4:17	Scobee 28 yd. field goal	3	3
Colts	2	0:12	Vinatieri 20 yd. field goal	3	6
Colts	3	8:31	Richardson 1 yd. run (Vinatieri kick)	3	13
Colts	3	6:08	Hilton 73 yd. pass from Luck (Vinatieri kick)	3	20
Colts	4	14:52	Vinatieri 32 yd. field goal	3	23

TEAM STATISTICS

	Jaguars	Colts
Total Net Yards	194	389
Net Yards Rushing	80	175
Net Yards Passing	114	214
Total First Downs	11	24
Third Down Efficiency	3-12-25%	9-17-53%
Penalties	6-43	6-54
Fumbles (Number and Lost)	2-1	6-3
Field Goals (Made and Attempted)	1-1	3-3
Red Zone Efficiency	0-2-0%	1-5-20%
Time of Possession	25:55	34:05

INDIVIDUAL STATISTICS

RUSHING: Ind. – Herron 12-65, Luck 8-49, Richardson 13-42-1, Hilton 1-15, Moncrief 1-4. Jax. – Gerhart 4-31, Robinson 14-25, Bortles 5-24.

PASSING: Ind. – Luck 21-32-253, 1 TD. Jax. – Bortles 15-27-146, 1 INT.

RECEIVING: Ind. – Herron 5-31, Hilton 4-122-1, Moncrief 4-38, Wayne 3-10, Fleener 2-28, Doyle 2-8, Nicks 1-16. Jax. – Robinson 4-47, Lee 3-52, Gerhart 3-19, Todman 2-14, Hurns 1-13, Shorts 1-6, Lewis 1--5.



Inside linebacker D'Qwell Jackson compiled a team-leading 14 tackles while adding 1.0 sack and one fumble recovery in a Week 12 victory against Jacksonville.

Game 12

November 30, 2014

Lucas Oil Stadium, Indianapolis, IN



49-27

The Colts improved to 8-4 on the season following a 49-27 victory over the Washington Redskins at Lucas Oil Stadium. After falling behind 3-0, Indianapolis recorded 21 unanswered points and took a 21-3 lead at halftime. The Colts then posted touchdowns on both of their third quarter possessions followed by another score in the final stanza to clinch the win. Andrew Luck overcame turnovers on the first two possessions of the game and threw a career-high five touchdowns to go along with 370 passing yards. It was his 10th 300-yard passing outing of the season, which set a franchise single season record. Coby Fleener (127 yards) and Donte Moncrief (134 yards) each finished with two touchdown receptions. It marked the third occasion this season the Colts had two receivers top 100 yards. T.Y. Hilton contributed with 62 yards and one touchdown while Daniel Herron led the team with 88 rushing yards and one score. Defensively, Indianapolis posted 6.0 sacks. Erik Walden finished with 2.0 quarterback takedowns and forced a fumble on his second sack that was recovered by D'Qwell Jackson and returned 35 yards for a touchdown.

SCORING SUMMARY

	1	2	3	4	OT	Total
REDSKINS	3	7	14	3	0	27
COLTS	7	14	21	7	0	49

SCORING DRIVES

Team	Qtr	Time	Scoring Play	WAS	IND
Redskins 1	13:18		Forbath 25 yd. field goal	3	0
Colts 1	6:05		Fleener 30 yd. pass from Luck (Vinatieri kick)	3	7
Colts 2	12:27		Herron 49 yd. run (Vinatieri kick)	3	14
Colts 2	6:53		Hilton 3 yd. pass from Luck (Vinatieri kick)	3	21
Redskins 2	1:59		Helu 21 yd. pass from McCoy (Forbath kick)	10	21
Redskins 3	11:22		Paulsen 16 yd. pass from McCoy (Forbath kick)	17	21
Colts 3	10:05		Moncrief 48 yd. pass from Luck (Vinatieri kick)	17	28
Colts 3	7:30		Jackson 35 yd. fumble return (Vinatieri kick)	17	35
Redskins 3	5:12		Jackson 42 yd. pass from McCoy (Forbath kick)	24	35
Colts 3	4:45		Fleener 73 yd. pass from Luck (Vinatieri kick)	24	42
Redskins 4	12:00		Forbath 29 yd. field goal	27	42
Colts 4	10:34		Moncrief 79 yd. pass from Luck (Vinatieri kick)	27	49

TEAM STATISTICS

	Redskins	Colts
Total Net Yards	425	487
Net Yards Rushing	84	126
Net Yards Passing	341	361
Total First Downs	24	19
Third Down Efficiency	5-15-33%	5-8-63%
Penalties	10-78	10-94
Fumbles (Number and Lost)	5-1	3-2
Field Goals (Made and Attempted)	2-2	0-0
Red Zone Efficiency	2-5-40%	1-1-100%
Time of Possession	36:05	23:55

INDIVIDUAL STATISTICS

RUSHING: Ind. – Herron 8-88-1, Luck 4-20, Richardson 8-12, Moncrief 1-6. Was. – Morris 17-67, McCoy 3-12, Helu 1-5.

PASSING: Ind. – Luck 19-27-370, 5 TD, 1 INT. Was. – McCoy 31-47-392, 3 TD.

RECEIVING: Ind. – Hilton 5-62-1, Fleener 4-127-2, Wayne 4-31, Moncrief 3-134-2, Herron 2-8, Doyle 1-8. Was. – Reed 9-123, Jackson 5-84-1, Helu 4-61-1, Moss 3-30, Morris 3-16, Garcon 3-9, Roberts 2-46, Paulsen 1-16-1, Paul 1-7.



In a Week 13 win against Washington, quarterback Andrew Luck completed 19-of-27 passes for 370 yards and a career-high five touchdown passes.

ADMINISTRATION

COACHING STAFF

FOOTBALL OPERATIONS

BUSINESS OPERATIONS

PLAYERS

2014 SEASON IN REVIEW

COLTS HISTORY

RECORDS

COLTS IN THE COMMUNITY



Game 13

December 7, 2014

FirstEnergy Stadium, Cleveland, OH



25-24

Indianapolis defeated the Cleveland Browns, 25-24, improving to 9-4 on the season. Andrew Luck recorded his 12th career game-winning drive when he found T.Y. Hilton for a one-yard touchdown with 32 seconds remaining. On the play prior to the score, Daniel Herron converted a crucial fourth-and-one attempt, which extended the game for the touchdown on the ensuing play. After trailing 14-7 at halftime, the Colts logged four scoring drives in the second half, including two field goals and two touchdowns. Luck completed 24-of-53 passes for 294 yards, two touchdowns and two interceptions for a 59.8 passer rating. He passed Peyton Manning for the most passing yards (12,501) and completions (1,019) in the first three seasons of a quarterback's career in Colts history. Hilton led the team in receiving with 150 yards and two touchdowns. It was his fourth career game with 150-plus yards and his fourth career contest with two-or-more touchdowns. Defensively, the Colts limited the Browns to 248 net yards and 137 net passing yards. Mike Adams and cornerback Josh Gordy each recorded one interception while Adam Vinatieri converted two field goals and one PAT for seven points.

SCORING SUMMARY

	1	2	3	4	OT	Total
COLTS	0	7	9	9	0	25
BROWNS	7	7	7	3	0	24

SCORING DRIVES

Team	Qtr	Time	Scoring Play	IND	CLE
Browns	1	0:40	Robertson fumble recovery in the end zone (Cundiff kick)	0	7
Colts	2	5:57	Luck 11 yd. run (Vinatieri kick)	7	7
Browns	2	1:14	Crowell 9 yd. run (Cundiff kick)	7	14
Browns	3	10:21	Gilbert 23 yd. interception return (Cundiff kick)	7	21
Colts	3	7:16	Vinatieri 51 yd. field goal	10	21
Colts	3	4:01	Hilton 42 yd. pass from Luck (two-point pass failed)	16	21
Colts	4	14:50	Vinatieri 33 yd. field goal	19	21
Browns	4	8:34	Cundiff 39 yd. field goal	19	24
Colts	4	0:32	Hilton 1 yd. pass from Luck (Vinatieri kick)	25	24

TEAM STATISTICS

	Colts	Browns
Total Net Yards	362	248
Net Yards Rushing	93	115
Net Yards Passing	269	133
Total First Downs	23	14
Third Down Efficiency	5-16-31%	4-15-27%
Penalties	6-40	7-85
Fumbles (Number and Lost)	4-2	0-0
Field Goals (Made and Attempted)	2-2	1-2
Red Zone Efficiency	2-3-67%	1-2-50%
Time of Possession	28:04	31:56

INDIVIDUAL STATISTICS

RUSHING: Ind. — Luck 5-37-1, Richardson 7-30, Herron 8-26. Cle. — West 15-54, Crowell 14-54-1, Gabriel 1-4, Hoyer 2-3.

PASSING: Ind. — Luck 24-53-294, 2 TD, 2 INT. Cle. — Hoyer 13-30-136, 2 INT.

RECEIVING: Ind. — Hilton 10-150-2, Fleener 5-56, Herron 4-45, Moncrief 3-33, Wayne 1-5, Allen 1-5. Cle. — Cameron 4-41, Hawkins 4-38, Gordon 2-15, Benjamin 1-27, Gabriel 1-12, Dray 1-3.



Wide receiver T.Y. Hilton caught 10 passes for 150 yards and two touchdowns, including the game-winning score with 32 seconds remaining in the fourth quarter in a victory against Cleveland.

Game 14

December 14, 2014

Lucas Oil Stadium, Indianapolis, IN



17-10

Indianapolis clinched its second consecutive AFC South Division title following a 17-10 victory over the Houston Texans at Lucas Oil Stadium. The Colts tied a franchise record with their 12th consecutive victory over an AFC South opponent while improving their all-time home record against Houston to 13-0. Indianapolis' defense allowed only three points and limited the Texans to 289 net yards. Houston got on the board first when Kendrick Lewis returned an Andrew Luck interception 27 yards for a touchdown in the first quarter. Indianapolis responded with two consecutive touchdowns to take a 14-7 halftime lead. Luck found Hakeem Nicks for a 26-yard touchdown reception followed by a Dwayne Allen three-yard score two possessions later. After a scoreless third quarter, the Texans cut into the Colts lead with a 53-yard field goal. Indianapolis responded at the end of the fourth quarter with a five-minute drive that resulted in an Adam Vinatieri 29-yard field goal, sealing the 17-10 win. Luck completed 18-of-34 passes for 187 yards and two touchdowns in the win. Defensively, Vontae Davis tied his single-season career-best with his fourth interception.

SCORING SUMMARY

	1	2	3	4	OT	Total
TEXANS	7	0	0	3	0	10
COLTS	0	14	0	3	0	17

SCORING DRIVES

Team	Qtr	Time	Scoring Play	HOU	IND
Texans	1	5:56	Lewis 27 yd. interception return (Bullock kick)	7	0
Colts	2	14:53	Nicks 26 yd. pass from Luck (Vinatieri kick)	7	7
Colts	2	6:21	Allen 3 yd. pass from Luck (Vinatieri kick)	7	14
Texans	4	13:40	Bullock 53 yd. field goal	10	14
Colts	4	2:11	Vinatieri 29 yd. field goal	10	17

TEAM STATISTICS

	Texans	Colts
Total Net Yards	289	278
Net Yards Rushing	137	110
Net Yards Passing	152	168
Total First Downs	14	20
Third Down Efficiency	5-16-31%	2-12-17%
Penalties	8-66	7-45
Fumbles (Number and Lost)	2-1	1-1
Field Goals (Made and Attempted)	1-1	1-1
Red Zone Efficiency	0-0-0%	1-2-50%
Time of Possession	31:05	28:55

INDIVIDUAL STATISTICS

RUSHING: Ind. — Herron 11-60, Richardson 9-32, Luck 8-18. Hou. — Foster 26-99, Blue 8-26, Fitzpatrick 3-16, Savage 4- -4.

PASSING: Ind. — Luck 18-34-187, 2 TD, 1 INT. Hou. — Savage 10-19-127, 1 INT, Fitzpatrick 3-6-30.

RECEIVING: Ind. — Hilton 4-50, Wayne 4-24, Nicks 2-44-1, Fleener 2-32, Allen 2-16-1, Herron 2-12, Richardson 2-9. Hou. — Hopkins 5-77, Foster 3-18, Johnson 2-21, Griffin 2-11, Posey 1-30.



In a Week 15 win against Houston, tight end Dwayne Allen contributed with a three-yard touchdown reception in the second quarter to give the Colts a lead they would not relinquish.



Game 15

December 21, 2014
AT&T Stadium, Dallas, TX



The Colts dropped to 10-5 on the season after being defeated by the Dallas Cowboys, 42-7, at AT&T Stadium. The Cowboys scored touchdowns on their first four possessions of the game en route to a 28-0 halftime lead. Tony Romo connected with Terrance Williams (nine yards), Dez Bryant (19 yards) and Cole Beasley (24 yards) while DeMarco Murray added a one-yard rushing touchdown. Dallas added another two scores in the second half before the Colts found the scoreboard with a Zurlon Tipton one-yard reception from Matt Hasselbeck in the final stanza. Andrew Luck started the game for Indianapolis and completed 15-of-22 passes for 109 yards and two interceptions for a 41.7 passer rating. Hasselbeck entered the contest in the third quarter and completed 15-of-21 passes for 126 yards and one touchdown for a 102.5 passer rating. Hakeem Nicks led the Colts with season highs in receptions (nine) and yards (72). Defensively, Arthur Jones notched his first full sack as a member of the Colts in the third quarter while D'Qwell Jackson established a new single-season career-high with his fourth fumble recovery.

SCORING SUMMARY

	1	2	3	4	OT	Total
COLTS	0	0	0	7	0	7
COWBOYS	14	14	7	7	0	42

Team	Qtr	Time	SCORING DRIVES	
			Scoring Play	IND DAL
Cowboys	1	6:36	T. Williams 9 yd. pass from Romo (Bailey kick)	0 7
Cowboys	1	4:23	Bryant 19 yd. pass from Romo (Bailey kick)	0 14
Cowboys	2	14:11	Beasley 24 yd. pass from Romo (Bailey kick)	0 21
Cowboys	2	6:32	Murray 1 yd. run (Bailey kick)	0 28
Cowboys	3	4:41	Witten 25 yd. pass from Romo (Bailey kick)	0 35
Cowboys	4	10:12	T. Williams 43 yd. pass from Weeden (Bailey kick)	0 42
Colts	4	5:24	Tipton 1 yd. pass from Hasselbeck (Vinatieri kick)	7 42

TEAM STATISTICS

	Colts	Cowboys
Total Net Yards	229	377
Net Yards Rushing	1	127
Net Yards Passing	228	250
Total First Downs	17	25
Third Down Efficiency	5-13-38%	5-10-50%
Penalties	8-55	7-67
Fumbles (Number and Lost)	1-1	1-1
Field Goals (Made and Attempted)	0-0	0-1
Red Zone Efficiency	1-2-50%	3-4-75%
Time of Possession	24:31	35:29

INDIVIDUAL STATISTICS

RUSHING: Ind. — Herron 7-3, Richardson 2-1, Tipton 1--3. Dal. — Murray 22-58-1, Randle 13-37, Romo 3-28, Dunbar 2-4.

PASSING: Ind. — Luck 15-22-109, 2 INT, Hasselbeck 15-21-126, 1 TD, McAfee 0-1-0. Dal. — Romo 18-20-218, 4 TD, Weeden 1-43, 1 TD.

RECEIVING: Ind. — Nicks 9-72, Fleener 4-36, Tipton 4-23-1, Herron 3-37, Wayne 3-23, Doyle 2-23, Richardson 2-8, Moncrief 2-5, Cribbs 1-8. Dal. — Witten 7-90-1, Bryant 5-73-1, Williams 2-52-2, Beasley 2-29-1, Dunbar 2-10, Randle 1-7.



Defensive tackle Arthur Jones posted six tackles and his first full sack as a member of the Colts in a Week 16 loss at Dallas.

Game 16

December 28, 2014
LP Field, Nashville, TN



The Colts concluded the 2014 regular season with an 11-5 record after defeating the Tennessee Titans 27-10 at LP Field. Indianapolis finished 6-0 against AFC South opponents for the second consecutive season and improved its streak of consecutive victories against AFC South foes to 13, a franchise record. Andrew Luck started the first half of play and completed 10-of-16 passes for 160 yards and two touchdowns. He found Coby Fleener for a seven-yard score in the first quarter and threw his second touchdown to Jack Doyle on a one-yard pass two possessions later for a 14-0 lead. Matt Hasselbeck entered the game in the third quarter and completed 13-of-19 passes for 155 yards and one touchdown. He found Fleener for his second touchdown reception of the game in the fourth quarter to seal the 27-10 win. The contest marked Fleener's second career multi-touchdown game. Adam Vinatieri converted 2-of-3 field goal attempts, but missed from 46 yards in the third quarter to cap the fourth-longest consecutive field goal streak in NFL history (35). Defensively, rookie Jonathan Newsome posted his third career multiple sack game (2.0) and finished the regular season with a team-leading 6.5 sacks.

SCORING SUMMARY

	1	2	3	4	OT	Total
COLTS	7	10	0	10	0	27
TITANS	0	7	3	0	0	10

Team	Qtr	Time	SCORING DRIVES	
			Scoring Play	IND TEN
Colts	1	2:54	Fleener 7 yd. pass from Luck (Vinatieri kick)	7 0
Colts	2	8:54	Doyle 1 yd. pass from Luck (Vinatieri kick)	14 0
Titans	2	5:07	Wright 6 yd. pass from Whitehurst (Succop kick)	14 7
Colts	2	2:55	Vinatieri 23 field goal	17 7
Titans	3	4:01	Succop 31 yd. field goal	17 10
Colts	4	14:56	Vinatieri 26 yd. field goal	20 10
Colts	4	3:16	Fleener 8 yd. pass from Hasselbeck (Vinatieri kick)	27 10

TEAM STATISTICS

	Colts	Titans
Total Net Yards	378	192
Net Yards Rushing	64	142
Net Yards Passing	314	50
Total First Downs	16	9
Third Down Efficiency	5-16-31%	4-16-25%
Penalties	4-20	4-20
Fumbles (Number and Lost)	1-0	4-1
Field Goals (Made and Attempted)	2-3	1-1
Red Zone Efficiency	3-5-60%	1-2-50%
Time of Possession	33:26	26:34

INDIVIDUAL STATISTICS

RUSHING: Ind. — Herron 10-35, Tipton 9-21, Richardson 6-11, Luck 1-5, Hasselbeck 4-8. Ten. — Greene 11-94, Whitehurst 4-19, Sankey 4-18, Wright 1-10, Washington 2-2, Battle 1-0, Palmer 1-1.

PASSING: Ind. — Hasselbeck 13-19-155, 1 TD, Luck 10-16-160, 2 TD. Ten. — Whitehurst 12-28-72, 1 TD, Palmer 1-3-7.

RECEIVING: Ind. — Fleener 5-56-2, Doyle 4-21-1, Nicks 3-46, Herron 3-31, Moncrief 3-16, Wayne 2-91, Tipton 2-45, Richardson 1-9. Ten. — Walker 7-43, Hagan 2-16, Andrews 2-11, Wright 2-9-1.



In the regular season finale victory at Tennessee, tight end Coby Fleener caught five passes for 56 yards and two touchdowns. It was his second career multiple touchdown game.

ADMINISTRATION
COACHING STAFF
FOOTBALL OPERATIONS
BUSINESS OPERATIONS
PLAYERS
2014 SEASON IN REVIEW
COLTS HISTORY
RECORDS
COLTS IN THE COMMUNITY



AFC Wild Card Playoff

January 4, 2015

Lucas Oil Stadium, Indianapolis, IN



26-10

The Colts advanced to the AFC Divisional Playoff round with a 26-10 victory over the Cincinnati Bengals at Lucas Oil Stadium. Following a 13-10 halftime advantage, Indianapolis notched 13 unanswered second half points and the defense held the Bengals to five consecutive three-and-outs. The Colts offense totaled their third-highest single-game postseason net yardage total (482 yards) as Andrew Luck completed 31-of-44 passes for 376 yards and one touchdown for a 104.0 passer rating. Luck gave Indianapolis a 20-10 lead when he found Donte Moncrief for a 36-yard touchdown in the third quarter. Adam Vinatieri contributed with 14 points, which is the third-most by a player in a single postseason game in Colts history. His four field goals made were the second-most by a kicker in Colts postseason history and he set the team record for the longest field goal in a postseason game with his 53-yard conversion in the fourth quarter. Daniel Herron tied the team record for receptions by a running back in a postseason game (10) while T.Y. Hilton recorded his third career postseason game with 100-plus receiving yards (103). Defensively, Jerrell Freeman led the team with 16 tackles while adding 1.5 sacks and one forced fumble.

SCORING SUMMARY

	1	2	3	4	OT	Total
BENGALS	7	3	0	0	0	10
COLTS	7	6	10	3	0	26

SCORING DRIVES

Team	Qtr	Time	Scoring Play	CIN	IND
Colts	1	11:05	Herron 2 yd. run (Vinatieri kick)	0	7
Bengals	1	1:28	Hill 1 yd. run (Nugent kick)	7	7
Colts	2	12:41	Vinatieri 38 yd. field goal	7	10
Colts	2	8:34	Vinatieri 29 yd. field goal	7	13
Bengals	2	0:10	Nugent 57 yd. field goal	10	13
Colts	3	7:48	Moncrief 36 yd. pass from Luck (Vinatieri kick)	10	20
Colts	3	1:31	Vinatieri 22 yd. field goal	10	23
Colts	4	11:31	Vinatieri 53 yd. field goal	10	26

TEAM STATISTICS

	Bengals	Colts
Total Net Yards	254	482
Net Yards Rushing	110	114
Net Yards Passing	144	368
Total First Downs	14	22
Third Down Efficiency	6-15-40%	6-14-43%
Penalties	6-45	9-66
Fumbles (Number and Lost)	1-1	2-1
Field Goals (Made and Attempted)	1-1	4-4
Red Zone Efficiency	1-1-100%	1-4-25%
Time of Possession	25:50	34:10

INDIVIDUAL STATISTICS

RUSHING: Ind. — Herron 12-56-1, Tipton 11-40, Luck 2-18. Cin. — Hill 13-47-1, Dalton 4-34, Burkhead 1-23, Bernard 3-6.

PASSING: Ind. — Luck 31-44-376, 1 TD. Cin. — Dalton 18-35-155.

RECEIVING: Ind. — Herron 10-85, Hilton 6-103, Nicks 3-59, Moncrief 3-54-1, Allen 3-30, Doyle 3-9, Fleener 1-18, Wayne 1-12, Tipton 1-6. Cin. — Bernard 8-46, Hewitt 3-37, Burkhead 3-34, Sanu 3-31, Brock 1-7.



Running back Daniel Herron earned his first career postseason start in the team's AFC Wild Card win and totaled 12 rushes for 56 yards and one touchdown while adding 10 catches for 85 yards.

AFC Divisional Playoff

January 11, 2015

Sports Authority Field at Mile High, Denver, CO



24-13

Indianapolis advanced to the AFC Championship Game following a 24-13 victory over the Denver Broncos at Sports Authority Field at Mile High. The win snapped a three-game playoff road losing streak, which dated back to 2006. Denver scored a touchdown on its opening offensive drive of the game, however the Colts defense countered by holding the Broncos to three punts and one fumble on their next four possessions. Indianapolis posted back-to-back touchdown drives in the second quarter en route to a 14-10 halftime lead. Daniel Herron found the end zone on a six-yard rush followed by Andrew Luck's first touchdown pass of the game to Dwayne Allen (three yards). Luck then opened the third quarter with a 15-yard touchdown pass to Hakeem Nicks, giving the Colts a 21-10 advantage. Indianapolis' defense only allowed one second half field goal and limited Denver to 288 net yards in the victory. Luck finished the game having completed 27-of-43 passes for 265 yards, two touchdowns and two interceptions for a 76.2 passer rating. Herron led the team with 23 carries for 63 yards while adding eight receptions for 32 yards. Defensively, Vontae Davis contributed with a postseason career-high five passes defended.

SCORING SUMMARY

	1	2	3	4	OT	Total
COLTS	0	14	7	3	0	24
BRONCOS	7	3	0	3	0	13

SCORING DRIVES

Team	Qtr	Time	Scoring Play	IND	DEN
Broncos	1	10:00	D. Thomas 1 yd. pass from Manning (Barth kick)	0	7
Colts	2	14:14	Herron 6 yd. run (Vinatieri kick)	7	7
Colts	2	7:23	Allen 3 yd. pass from Luck (Vinatieri kick)	14	7
Broncos	2	0:02	Barth 45 yd. field goal	14	10
Colts	3	8:21	Nicks 15 yd. pass from Luck (Vinatieri kick)	21	10
Broncos	4	13:50	Barth 41 yd. field goal	21	13
Colts	4	4:06	Vinatieri 30 yd. field goal	24	13

TEAM STATISTICS

	Colts	Broncos
Total Net Yards	364	288
Net Yards Rushing	99	88
Net Yards Passing	265	200
Total First Downs	23	19
Third Down Efficiency	5-13-38%	4-16-25%
Penalties	10-67	2-8
Fumbles (Number and Lost)	0-0	1-1
Field Goals (Made and Attempted)	1-2	2-2
Red Zone Efficiency	3-4-75%	1-1-100%
Time of Possession	34:01	25:59

INDIVIDUAL STATISTICS

RUSHING: Ind. — Herron 23-63-1, Luck 2-21, Tipton 2-14, Hilton 1-1. Den. — Anderson 18-80, Hillman 2-8.

PASSING: Ind. — Luck 27-43-265, 2 TD, 2 INT. Den. — Manning 26-46-211, 1 TD.

RECEIVING: Ind. — Herron 8-32, Hilton 4-72, Allen 4-30-1, Fleener 3-49, Doyle 3-14, Moncrief 2-32, Nicks 2-24-1, Tipton 1-12. Den. — Sanders 7-46, J. Thomas 6-53, Anderson 6-29, D. Thomas 5-59-1, Welker 1-20, Green 1-4.



Cornerback Vontae Davis led the secondary with eight tackles and contributed with a postseason career-high five passes defended in the team's Divisional Playoff win at Denver.



AFC Championship Game

January 18, 2015

Gillette Stadium, Foxboro, MA



7-45

Indianapolis' season came to an end in the AFC Championship Game following a 45-7 defeat against the New England Patriots at Gillette Stadium. The Patriots took a 14-0 lead in the first quarter scoring touchdowns on their second and third possessions of the game. Following a D'Qwell Jackson interception, the Colts drove 73 yards in 10 plays and cut the score to 14-7 after a Zurlon Tipton one-yard touchdown run. That's as close as Indianapolis would get as the defense surrendered four consecutive touchdown drives in the second half, two of which were capped by running back LeGarrette Blount. Blount finished the game with 148 rushing yards and three touchdowns. For the Colts, Andrew Luck completed 12-of-33 passes for 126 yards, no touchdowns and two interceptions. Daniel Herron led the team with 10 rushes for 51 yards (5.1 avg.) with a long rush of 17 yards. He added two receptions for 11 yards. In three postseason contests this year, he totaled 20 receptions which ranks as the fourth-most catches by a Colt in a single postseason in franchise history. Following his lone extra point of the game, Adam Vinatieri officially set an NFL record with his 30th career postseason game played surpassing Jerry Rice's mark of 29 games.

SCORING SUMMARY

	1	2	3	4	OT	Total
COLTS	0	7	0	0	0	7
PATRIOTS	14	3	21	7	0	45

SCORING DRIVES

Team	Qtr	Time	Scoring Play	IND	NE
Patriots	1	10:15	Blount 1 yd. run (Gostkowski kick)	0	7
Patriots	1	1:20	Develin 1 yd. pass from Brady (Gostkowski kick)	0	14
Colts	2	4:54	Tipton 1 yd. run (Vinatieri kick)	7	14
Patriots	2	0:09	Gostkowski 21 yd. field goal	7	17
Patriots	3	10:03	Solder 16 yd. pass from Brady (Gostkowski kick)	7	24
Patriots	3	3:19	Gronkowski 5 yd. pass from Brady (Gostkowski kick)	7	31
Patriots	3	2:08	Blount 13 yd. run (Gostkowski kick)	7	38
Patriots	4	10:05	Blount 2 yd. run (Gostkowski kick)	7	45

TEAM STATISTICS

	Colts	Patriots
Total Net Yards	209	397
Net Yards Rushing	83	177
Net Yards Passing	126	220
Total First Downs	17	28
Third Down Efficiency	3-11-27%	12-18-67%
Penalties	3-23	6-45
Fumbles (Number and Lost)	1-1	1-0
Field Goals (Made and Attempted)	0-1	1-1
Red Zone Efficiency	1-1-100%	6-7-86%
Time of Possession	22:11	37:49

INDIVIDUAL STATISTICS

RUSHING: Ind. – Herron 10-51, Luck 4-18, Tipton 5-14-1. NE. – Blount 30-148-3, Brady 3-13, Edelman 1-12, Gray 4-4, Vereen 1-2, Amendola 1- -2.

PASSING: Ind. – Luck 12-33-126, 2 INT. NE. – Brady 23-35-226, 3 TD, 1 INT.

RECEIVING: Ind. – Allen 4-30, Fleener 3-30, Herron 2-11, Hilton 1-36, Nicks 1-15, Tipton 1-4. NE. – Edelman 9-98, LaFell 4-28, Vereen 3-41, Gronkowski 3-28-1, Solder 1-16-1, Amendola 1-8, Hoomanawanui 1-6, Develin 1-1-1.



Cornerback Greg Toler tied for the team lead with 10 tackles while adding one tackle for loss in the team's AFC Championship Game loss at New England.

ADMINISTRATION

COACHING STAFF

FOOTBALL OPERATIONS

BUSINESS OPERATIONS

PLAYERS

2014 SEASON IN REVIEW

COLTS HISTORY

RECORDS

COLTS IN THE COMMUNITY



2014 INDIANAPOLIS COLTS PARTICIPATION CHART

Date Opponent	2014 PLAYOFFS														TOTALS GP/GS/DN/PIA	1/4 CIN	1/11 @DEN	1/18 @NE	TOTALS GP/GS/DN/PIA			
	9/7 @Phi	9/15 @Ten	9/21 @Jax	9/28 @Bal	10/5 @Bal	10/9 @Bal	10/19 Cin	10/26 @Pit	11/3 @NYG	11/16 NE	11/23 @Jax	11/30 @Was	12/7 @Cle	12/14 Hou						12/21 @Dal	12/28 @Ten	
25 Adams, Mike	SS	SS	SS	SS	SS	SS	SS	SS	SS	SS	SS	SS	SS	SS	SS	SS	16/16/0/0	SS	SS	SS	SS	33/0/0/0
56 Adongo, Dwayne	IR	IR	IR	IR	IR	IR	IR	IR	IR	IR	IR	IR	IR	IR	IR	IR	0/0/0/0	IR	IR	IR	IR	0/0/0/0
63 Allen, Daniel	FB	TE	TE	TE	TE	TE	TE	TE	TE	IA	TE	TE	TE	TE	IA	IA	13/31/3/3	TE	P	TE	TE	32/0/0/0
32 Anderson, Colt	P	P	P	P	P	P	P	P	P	P	P	P	P	P	P	P	15/0/0/1	P	P	P	P	30/0/0/0
65 Arkin, David	X	X	PS	PS	PS	PS	PS	PS	PS	PS	PS	PS	PS	PS	PS	PS	0/0/0/0	P	P	P	P	3/0/0/0
33 Ballard, Vic	IR	IR	IR	IR	IR	IR	IR	IR	IR	IR	IR	IR	IR	IR	IR	IR	0/0/0/0	IR	IR	IR	IR	0/0/0/0
15 Boone, Kadron	X	X	X	X	X	X	X	X	X	X	X	X	X	X	X	X	0/0/0/0	PS	PS	PS	PS	0/0/0/0
44 Bradshaw, Ahmad	P	P	P	P	P	P	P	P	P	P	P	P	P	P	P	P	10/17/0/0	IR	IR	IR	IR	0/0/0/0
25 Brown, Jalil	X	X	X	X	X	X	X	X	X	X	X	X	X	X	X	X	5/0/0/5	IA	IA	IA	IA	10/0/2/0
25 Brown, Sergio	IA	P	P	P	FS	FS	IA	IA	P	FS	P	FS	P	FS	P	FS	15/0/1/1	P	P	P	P	30/0/0/0
20 Butler, Dariusus	P	CB	P	P	P	P	P	P	P	P	P	P	P	P	P	P	14/14/0/2	P	P	P	P	30/0/0/0
55 Butler, Victor	X	X	X	X	X	X	X	X	X	X	X	X	X	X	X	X	2/0/3/3	X	X	X	X	0/0/0/0
53 Carter, Chris	X	IA	IA	IA	IA	IA	IA	IA	IA	IA	IA	IA	IA	IA	IA	IA	1/0/0/3	X	X	X	X	0/0/0/0
74 Castanzo, Anthony	LT	LT	LT	LT	LT	LT	LT	LT	LT	LT	LT	LT	LT	LT	LT	LT	16/16/0/0	LT	LT	LT	LT	3/3/0/0
96 Chapman, Josh	NT	NT	NT	NT	NT	NT	NT	NT	NT	NT	NT	NT	NT	NT	NT	NT	16/15/0/0	NT	NT	NT	NT	3/3/0/0
78 Cherilus, Gosder	RT	RT	RT	RT	RT	RT	RT	RT	RT	RT	RT	RT	RT	RT	RT	IA	13/13/3/3	IR	IR	IR	IR	0/0/0/0
67 Conway, Gannon	X	X	X	X	X	X	X	X	X	X	X	X	X	X	X	X	0/0/0/0	X	X	X	X	0/0/0/0
16 Crain, Josh	P	P	P	P	P	P	P	P	P	P	P	P	P	P	P	P	6/0/0/0	P	P	P	P	30/0/0/0
7 Davis, Dominique	X	PS	PS	PS	PS	PS	PS	PS	PS	PS	PS	PS	PS	PS	PS	PS	0/0/0/0	X	X	X	X	0/0/0/0
21 Davis, Dontae	RCB	RCB	RCB	RCB	RCB	RCB	RCB	RCB	RCB	RCB	RCB	RCB	RCB	RCB	RCB	RCB	15/15/0/1	RCB	RCB	RCB	RCB	3/0/0/0
35 Damps, Jeff	X	X	X	X	X	X	X	X	X	X	X	X	X	X	X	X	0/0/0/0	PS	PS	PS	PS	0/0/0/0
84 Doyle, Jack	P	P	P	P	P	P	P	P	P	P	P	P	P	P	P	P	16/17/0/0	P	P	P	P	30/0/0/0
53 Fields, Carlos	X	X	X	X	X	X	X	X	X	X	X	X	X	X	X	X	0/0/0/0	PS	PS	PS	PS	0/0/0/0
90 Fleener, Coboy	P	TE	TE	TE	TE	TE	TE	TE	TE	TE	TE	TE	TE	TE	TE	TE	16/21/0/0	TE	TE	TE	TE	0/0/0/0
73 Ford, X	X	X	X	X	X	X	X	X	X	X	X	X	X	X	X	X	0/0/0/0	X	X	X	X	0/0/0/0
50 Freeman, Jerrell	WILL	IA	IA	IA	WILL	WILL	WILL	WILL	WILL	WILL	WILL	WILL	WILL	WILL	WILL	IA	12/21/0/4	WILL	WILL	WILL	WILL	3/3/0/0
27 Gordy, Josh	P	P	P	P	P	P	P	P	P	P	P	P	P	P	P	P	16/17/0/0	P	P	P	P	3/0/0/0
26 Guy, Winston	X	X	X	X	PS	PS	PS	PS	PS	PS	PS	PS	PS	PS	PS	PS	0/0/0/0	PS	PS	PS	PS	0/0/0/0
73 Hall, Matt	IR	IR	IR	IR	IR	IR	IR	IR	IR	IR	IR	IR	IR	IR	IR	IR	0/0/0/0	IR	IA	IR	IA	10/0/2/0
72 Harrison, Jonothan	P	IA	P	C	C	C	C	C	C	C	C	C	C	C	C	C	15/01/1/1	P	P	P	P	30/0/0/0
55 Harvey, Mario	X	P	P	P	IR	X	X	X	X	X	X	X	X	X	X	X	3/0/0/0	X	X	X	X	0/0/0/0
8 Hassackel, Matt	DNP	DNP	P	DNP	DNP	DNP	DNP	DNP	DNP	DNP	DNP	DNP	DNP	DNP	DNP	DNP	4/012/20	DNP	DNP	DNP	DNP	0/0/3/0
39 Havili, Stanley	PUP	PUP	PUP	PUP	PUP	PUP	PUP	PUP	PUP	PUP	PUP	PUP	PUP	PUP	PUP	PUP	0/0/0/0	X	X	X	X	0/0/0/0
36 Herron, Daniel	P	P	P	P	P	P	P	P	P	P	P	P	P	P	P	P	16/3/0/0	RB	RB	RB	RB	3/3/0/0
23 Hill, Michael	X	X	X	X	X	X	X	X	X	X	X	X	X	X	X	X	0/0/0/0	X	X	X	X	2/0/0/0
13 Hilton, T.V.	WR	WR	WR	WR	WR	WR	WR	WR	WR	WR	WR	WR	WR	WR	WR	IA	15/15/0/1	WR	WR	WR	WR	3/3/0/0
62 Holmes, Khalael	IA	IA	IA	IA	IA	IA	IA	IA	IA	IA	IA	IA	IA	IA	IA	C	5/2/0/1	C	C	C	C	3/3/0/0
64 Hoover, Tyler	X	X	X	X	X	X	X	X	X	X	X	X	X	X	X	PS	0/0/0/0	PS	PS	PS	PS	0/0/0/0
26 Howell, Delano	IR	IR	IR	IR	IR	IR	IR	IR	IR	IR	IR	IR	IR	IR	IR	IR	0/0/0/0	IR	IR	IR	IR	0/0/0/0
95 Hughes, Montori	IA	P	P	P	NT	P	P	P	P	P	P	P	P	P	P	P	12/14/0/4	P	P	P	P	3/0/0/0
54 Jackson, Andrew	PS	PS	PS	P	P	P	P	P	P	P	P	P	P	P	P	P	13/0/0/0	P	P	P	P	3/0/0/0
52 Jackson, D'Owelly	MIKE	MIKE	MIKE	MIKE	MIKE	MIKE	MIKE	MIKE	MIKE	MIKE	MIKE	MIKE	MIKE	MIKE	MIKE	MIKE	16/16/0/0	MIKE	MIKE	MIKE	MIKE	3/3/0/0
99 Jean Francois, Ricky	DE	DT	DT	DT	DT	DT	DT	DT	DT	DT	DT	DT	DT	DT	DT	DT	16/13/0/0	P	P	P	P	3/0/0/0
68 John, Ulrick	IR	IR	IR	IR	IR	IR	IR	IR	IR	IR	IR	IR	IR	IR	IR	IR	0/0/0/0	IR	IR	IR	IR	0/0/0/0
59 Johnson, Cam	P	P	P	P	P	P	P	P	P	P	P	P	P	P	P	P	13/0/0/0	PS	PS	PS	PS	0/0/0/0
97 Jones, Arthur	DT	P	IA	IA	IA	IA	IA	IA	IA	IA	IA	IA	IA	IA	IA	P	9/3/0/7	DT	DT	DT	DT	3/3/0/0
15 Jones, Chandler	X	X	X	X	PS	PS	PS	PS	PS	PS	PS	PS	PS	PS	PS	X	0/0/0/0	X	X	X	X	0/0/0/0
94 Kerr, Zach	P	P	P	P	P	P	P	P	P	P	P	P	P	P	P	P	12/04/0/4	IA	IA	IA	IA	0/0/3/0
30 Landry, Ryan	FS	FS	FS	FS	SUS	SUS	SUS	SUS	EXE	P	P	P	P	P	P	FS	11/6/0/0	FS	FS	FS	FS	3/2/0/0
85 Lankford, LaBon	PS	PS	PS	PS	PS	PS	PS	PS	PS	PS	PS	PS	PS	PS	PS	PS	0/0/0/0	PS	PS	PS	PS	0/0/0/0
11 Lantz, Josh	PS	PS	PS	PS	PS	PS	PS	PS	PS	PS	PS	PS	PS	PS	PS	PS	0/0/0/0	PS	PS	PS	PS	0/0/0/0
26 Lewis, Dion	X	X	X	X	X	X	X	X	X	X	X	X	X	X	X	X	0/0/0/1	X	X	X	X	0/0/0/0
43 Loiseau, Shawn	IR	IR	IR	IR	IR	IR	IR	IR	IR	IR	IR	IR	IR	IR	IR	IR	0/0/0/0	IR	IR	IR	IR	0/0/0/0
60 Louis, Lance	P	IA	RG	LG	RG	IA	IA	RG	IA	RG	IA	RG	IA	RG	IA	RG	9/7/0/7	RG	RG	RG	RG	3/3/0/0
12 Luck, Andrew	QB	QB	QB	QB	QB	QB	QB	QB	QB	QB	QB	QB	QB	QB	QB	QB	16/16/0/0	QB	QB	QB	QB	3/3/0/0
9 Mathews, Jeff	PS	X	X	X	X	X	X	X	X	X	X	X	X	X	X	X	0/0/0/0	X	X	X	X	0/0/0/0
38 Mathis, Robert	SUS	SUS	SUS	SUS	NFI	NFI	NFI	NFI	NFI	NFI	NFI	NFI	NFI	NFI	NFI	NFI	0/0/0/0	NFI	NFI	NFI	NFI	0/0/0/0
1 McAfee, Pat	X	X	X	X	X	X	X	X	X	X	X	X	X	X	X	X	16/16/0/0	P	P	P	P	30/0/0/0
67 McDonald, Andrew	X	X	X	X	X	X	X	X	X	X	X	X	X	X	X	IA	2/20/2	X	X	X	X	0/0/0/0
31 McDonald, Dewey	PS	PS	PS	PS	P	P	P	P	P	P	P	P	P	P	P	P	12/00/0/0	P	P	P	P	3/0/0/0
57 McNary, Josh	P	WILL	WILL	WILL	P	P	P	P	IA	P	P	P	P	P	P	P	15/4/0/1	P	P	EXE	2/0/0/0	
64 Meredith, Jamon	DNP	P	P	P	P	IA	P	IA	IA	X	X	X	X	X	X	X	4/0/14	X	X	X	X	0/0/0/0
75 Mewhort, Jake	LG	LG	LG	LG	IA	IA	LG	LG	LG	LG	LG	LG	LG	LG	LG	IR	14/14/0/2	LG	LG	LG	LG	3/3/0/0
53 Moats, Fiti	IR	IR	IR	IR	IR	IR	IR	IR	IR	IR	IR	IR	IR	IR	IR	IR	0/0/0/0	IR	IR	IR	IR	0/0/0/0
10 Montford, Dante	P	P	P	P	P	P	P	P	P	P	P	P	P	P	P	P	16/23/0/0	P	WR	P	WR	3/1/0/0
48 Morgan, Aaron	IR	IR	IR	IR	IR	IR	IR	IR	IR	IR	IR	IR	IR	IR	IR	IR	0/0/0/0	IR	IR	IR	IR	0/0/0/0
51 Muamba, Henoc	IA	P	P	P	P	P	P	P	P	IA	P	P	P	P	P	IA	13/0/3/3	IA	IA	P	IA	10/0/2/0
91 Newsome, Jonathan	P	P	P	P	P	P	P	P	P	P	P	P	P	P	P	P	16/1/0/0	P	P	RUSH	3/1/0/0	
14 Nicks, Hakeem	P	WR	P	WR	P	WR	P	WR	P	WR	P	WR	P	WR	P	P	16/6/0/0	P	P	P	P	3/0/0/0
71 Nixon, Xavier	IR	IR	IR	IR	IR	IR	IR	IR	IR	IR	IR	IR	IR	IR	IR	IR	4/7/0/2	IA	IA	IA	IA	0/0/3/0
67 Okada, Niramidi	PS	PS	PS	X	P	P	P	P	X	X	X	X	X	X	X	X	0/0/0/0	PS	PS	PS	PS	0/0/0/0
45 Overton, Matt	P	P	P	P	P	P	P	P	P	P	P	P	P	P	P	P	16/00/0/0	P	P	P	P	0/0/0/0
61 Pendleton, Jeris	IR	IR	IR	IR	IR	IR	IR	IR	IR	IR	IR	IR	IR	IR	IR	IR	0/0/0/0	IR	IR	IR	IR	0/0/0/0
55 Phillips, Shaun	X	X	X	X	X	X	X	X	X	X	X	X	X	X	X	X	*16/1/0/0	P	P	P	P	3/0/0/0
40 Price, Sheldon	PS	PS	PS	PS	PS	PS	PS	PS	PS	PS	PS	PS	PS	PS	PS	PS	0/0/0/2	IA	IA	IA	IA	0/0/3/0
23 Purify, Loucheiz	P	P	P	P	P	P	P	P	P	P	P	P	X	X	X	X	11/0/0/0	X	X	X	X	0/0/0/0
73 Quarles, Kelly	P	P	P	P	P	P	P	P	P	P	P	P	PS	PS	PS	PS	2/0/0/7	PS	PS	PS	PS	0/0/0/0
90 Redding, Cory	DE	DE	DE	DE	DE	DE	DE	DE	DE	DE	DE	DE	DE	DE	DE	DE	16/6/0/0	DE	DE	DE	DE	3/3/0/0
76 Reitz, Joe	IA	IA	IA																			



INDIANAPOLIS COLTS 2014 GAME-BY-GAME STARTERS

OFFENSE

	WR	LT	LG	C	RG	RT	TE	WR	QB	TE	RB
9/7 @ Denver	R. Wayne	A. Castonzo	J. Mewhort	A. Shipley	H. Thornton	G. Cherilus	C. Fleener	T. Hilton	A. Luck	D. Allen	T. Richardson
9/15 PHILADELPHIA	R. Wayne	A. Castonzo	J. Mewhort	A. Shipley	H. Thornton	G. Cherilus	D. Allen	T. Hilton	A. Luck	H. Nicks (WR)	T. Richardson
9/22 @ Jacksonville	R. Wayne	A. Castonzo	J. Mewhort	A. Shipley	H. Thornton	G. Cherilus	D. Allen	T. Hilton	A. Luck	C. Fleener	T. Richardson
9/28 TENNESSEE	R. Wayne	A. Castonzo	J. Mewhort	A. Shipley	L. Louis	G. Cherilus	D. Allen	T. Hilton	A. Luck	H. Nicks (WR)	T. Richardson
10/5 BALTIMORE	R. Wayne	A. Castonzo	L. Louis	J. Harrison	H. Thornton	G. Cherilus	D. Allen	T. Hilton	A. Luck	C. Fleener	T. Richardson
10/9 @ Houston	R. Wayne	A. Castonzo	J. Reitz	J. Harrison	L. Louis	G. Cherilus	D. Allen	T. Hilton	A. Luck	H. Nicks (WR)	T. Richardson
10/19 CINCINNATI	R. Wayne	A. Castonzo	J. Mewhort	J. Harrison	H. Thornton	G. Cherilus	D. Allen	T. Hilton	A. Luck	C. Fleener	T. Richardson
10/26 @ Pittsburgh	H. Nicks	A. Castonzo	J. Mewhort	J. Harrison	H. Thornton	G. Cherilus	D. Allen	T. Hilton	A. Luck	C. Fleener	A. Bradshaw
11/3 @ NY Giants	R. Wayne	A. Castonzo	J. Mewhort	J. Harrison	L. Louis	G. Cherilus	D. Allen	T. Hilton	A. Luck	H. Nicks (WR)	T. Richardson
11/16 NEW ENGLAND	R. Wayne	A. Castonzo	J. Mewhort	J. Harrison	H. Thornton	G. Cherilus	D. Allen	T. Hilton	A. Luck	C. Fleener	T. Richardson
11/23 JACKSONVILLE	R. Wayne	A. Castonzo	J. Mewhort	J. Harrison	H. Thornton	J. Reitz	H. Nicks (WR)	T. Hilton	A. Luck	C. Fleener	D. Herron
11/30 WASHINGTON	R. Wayne	A. Castonzo	J. Mewhort	J. Harrison	J. Reitz	G. Cherilus	D. Moncrief (WR)	T. Hilton	A. Luck	C. Fleener	T. Richardson
12/7 @ Cleveland	R. Wayne	A. Castonzo	J. Mewhort	J. Harrison	J. Reitz	G. Cherilus	D. Allen	T. Hilton	A. Luck	C. Fleener	T. Richardson
12/14 HOUSTON	R. Wayne	A. Castonzo	J. Mewhort	J. Harrison	L. Louis	G. Cherilus	D. Allen	T. Hilton	A. Luck	C. Fleener	T. Richardson
12/21 @ Dallas	R. Wayne	A. Castonzo	J. Mewhort	K. Holmes	L. Louis	X. Nixon	D. Allen	D. Moncrief	A. Luck	C. Fleener	D. Herron
12/28 @ Tennessee	R. Wayne	A. Castonzo	A. Shipley	K. Holmes	L. Louis	J. Mewhort	J. Doyle	T. Hilton	A. Luck	C. Fleener	D. Herron

DEFENSE

	DE	NT	DT	SLB	MIKE	WILL	RUSH	LCB	RCB	SS	FS
9/7 @ Denver	C. Redding	J. Chapman	A. Jones	E. Walden	D. Jackson	J. Freeman	B. Werner	G. Toler	V. Davis	M. Adams	L. Landry
9/15 PHILADELPHIA	C. Redding	J. Chapman	R. Jean Francois	D. Butler (CB)	D. Jackson	J. McNary	B. Werner	G. Toler	V. Davis	M. Adams	L. Landry
9/22 @ Jacksonville	C. Redding	J. Chapman	R. Jean Francois	E. Walden	D. Jackson	J. McNary	B. Werner	G. Toler	V. Davis	M. Adams	L. Landry
9/28 TENNESSEE	C. Redding	J. Chapman	R. Jean Francois	E. Walden	D. Jackson	J. McNary	B. Werner	G. Toler	V. Davis	M. Adams	L. Landry
10/5 BALTIMORE	C. Redding	M. Hughes	R. Jean Francois	E. Walden	D. Jackson	J. Freeman	B. Werner	G. Toler	V. Davis	M. Adams	S. Brown
10/9 @ Houston	C. Redding	J. Chapman	R. Jean Francois	E. Walden	D. Jackson	J. Freeman	B. Werner	G. Toler	V. Davis	M. Adams	S. Brown
10/19 CINCINNATI	C. Redding	J. Chapman	R. Jean Francois	E. Walden	D. Jackson	J. Freeman	B. Werner	G. Toler	V. Davis	M. Adams	J. Gordy (CB)
10/26 @ Pittsburgh	C. Redding	J. Chapman	R. Jean Francois	E. Walden	D. Jackson	J. Freeman	B. Werner	G. Toler	V. Davis	M. Adams	S. Brown
11/3 @ NY Giants	C. Redding	J. Chapman	R. Jean Francois	A. Studebaker	D. Jackson	J. Freeman	B. Werner	G. Toler	V. Davis	M. Adams	S. Brown
11/16 NEW ENGLAND	C. Redding	J. Chapman	R. Jean Francois	E. Walden	D. Jackson	J. Freeman	B. Werner	G. Toler	V. Davis	M. Adams	S. Brown
11/23 JACKSONVILLE	C. Redding	J. Chapman	R. Jean Francois	E. Walden	D. Jackson	J. Freeman	B. Werner	D. Butler	V. Davis	M. Adams	S. Brown
11/30 WASHINGTON	C. Redding	J. Chapman	R. Jean Francois	E. Walden	D. Jackson	J. Freeman	B. Werner	G. Toler	V. Davis	M. Adams	S. Brown
12/7 @ Cleveland	C. Redding	J. Chapman	R. Jean Francois	E. Walden	D. Jackson	J. Freeman	B. Werner	G. Toler	D. Butler	M. Adams	S. Brown
12/14 HOUSTON	C. Redding	J. Chapman	R. Jean Francois	E. Walden	D. Jackson	J. Freeman	B. Werner	G. Toler	V. Davis	M. Adams	D. Butler (CB)
12/21 @ Dallas	C. Redding	J. Chapman	A. Jones	E. Walden	D. Jackson	J. Freeman	B. Werner	G. Toler	V. Davis	M. Adams	L. Landry
12/28 @ Tennessee	C. Redding	J. Chapman	A. Jones	E. Walden	D. Jackson	J. McNary	J. Newsome	G. Toler	V. Davis	M. Adams	L. Landry

POSTSEASON GAME-BY-GAME STARTERS

OFFENSE

	WR	LT	LG	C	RG	RT	TE	WR	QB	TE	RB
1/4 CINCINNATI	R. Wayne	A. Castonzo	J. Mewhort	K. Holmes	L. Louis	J. Reitz	D. Allen	T. Hilton	A. Luck	C. Fleener	D. Herron
1/11 @ Denver	R. Wayne	A. Castonzo	J. Mewhort	K. Holmes	L. Louis	J. Reitz	D. Moncrief (WR)	T. Hilton	A. Luck	C. Fleener	D. Herron
1/18 @ New England	R. Wayne	A. Castonzo	J. Mewhort	K. Holmes	L. Louis	J. Reitz	D. Allen	T. Hilton	A. Luck	C. Fleener	D. Herron

DEFENSE

	DE	NT	DT	SLB	MIKE	WILL	RUSH	LCB	RCB	SS	FS
1/4 CINCINNATI	C. Redding	J. Chapman	A. Jones	E. Walden	D. Jackson	J. Freeman	B. Werner	G. Toler	V. Davis	M. Adams	L. Landry
1/11 @ Denver	C. Redding	J. Chapman	A. Jones	E. Walden	D. Jackson	J. Freeman	B. Werner	G. Toler	V. Davis	M. Adams	L. Landry
1/18 @ New England	C. Redding	J. Chapman	A. Jones	E. Walden	D. Jackson	J. Freeman	J. Newsome	G. Toler	V. Davis	M. Adams	D. Butler (CB)

ADMINISTRATION

COACHING STAFF

FOOTBALL OPERATIONS

BUSINESS OPERATIONS

PLAYERS

2014 SEASON IN REVIEW

COLTS HISTORY

RECORDS

COLTS IN THE COMMUNITY



INDIANAPOLIS COLTS 2014 TEAM STATS (POSTSEASON) COLTS

	FIRST DOWNS			TOTAL OFF.		RUSHING		PASSING			INT BY IND		PUNTS		PUNT RETURNS		KO RETURNS		PEN.		FUM.		SCORING				T.O.P.							
	T	R	Pa	YDS	PLYS	YDS	ATT	YDS	SK/YD	ATT	COMINT	NO	YDS	TD	NO	YDS	FC	TD	NO	YDS	TD	NO	YDS	NO/LT	TD	TDr		Tdp	Tdtr	PAT	2-PT	FG		
1/4 CINCINNATI	22	6	15	1	482	70	114	25	368	1-8	44	31	0	0	0	0	4-51.5	5	35	0	0	3	76	0	9-66	2/1	2	1	1	0	2-2	0-0	4-4	34:10
1/11 @ Denver	23	6	15	2	364	71	99	28	265	0-0	43	27	2	0	0	0	4-42.3	3	7	0	0	2	32	0	10-67	0/0	3	1	2	0	3-3	0-0	1-2	34:01
1/18 @ New England	17	6	7	4	209	52	83	19	126	0-0	33	12	2	1	6	0	5-49.6	2	10	1	0	4	86	0	3-23	1/1	1	1	0	0	1-1	0-0	0-1	22:11
2014 Totals	62	18	37	7	1,055	193	286	72	759	1-8	120	70	4	1	6	0	13-47.9	10	52	1	0	9	194	0	22-156	3/2	6	3	3	0	6-6	0-0	5-7	30:07
3rd DOWN	1/4 CINCINNATI																																	
	1/11	@ Denver																																
EFFICIENCY	1/18	@ New England																																

OPPONENTS

	FIRST DOWNS			TOTAL OFF.		RUSHING		PASSING			INT BY OPP.		PUNTS		PUNT RETURNS		KO RETURNS		PEN.		FUM.		SCORING				T.O.P.							
	T	R	Pa	YDS	PLYS	YDS	ATT	YDS	SK/YD	ATT	COMINT	NO	YDS	TD	NO	YDS	FC	TD	NO	YDS	TD	NO	YDS	NO/LT	TD	TDr		Tdp	Tdtr	PAT	2-PT	FG		
1/4 CINCINNATI	14	6	7	1	254	59	110	21	144	3-11	35	18	0	0	0	8-47.5	2	20	0	0	3	80	0	6-45	1/1	1	1	0	0	1-1	0-0	1-1	25:50	
1/11 @ Denver	19	6	10	3	288	66	88	20	200	2-11	46	26	0	2	8	0	6-40.7	1	-1	0	0	0	0	2-8	1/1	1	0	1	0	0	1-1	0-0	2-2	25:59
1/18 @ New England	28	14	13	1	397	76	177	40	220	1-6	35	23	1	2	55	0	3-36.0	3	71	2	0	2	44	0	6-45	1/0	6	3	3	0	6-6	0-0	1-1	37:49
2014 Totals	61	26	30	5	939	201	375	81	564	6-28	116	67	1	4	63	0	17-43.1	6	90	2	0	5	124	0	14-98	3/2	8	4	4	0	1-1	0-0	4-4	29:53
3rd DOWN	1/4 CINCINNATI																																	
	1/11	@ Denver																																
EFFICIENCY	1/18	@ New England																																

* Punt number and average does not reflect blocks



INDIVIDUAL PASSING GAME-BY-GAME

12 ANDREW LUCK

Date	Opponent	Att	Cmp	Yds	Cmp%	Yds/Att	TD	TD%	INT	INT%	LG	Sack/Lost	Rating
9/8	@ Denver	53	35	370	66.0	6.98	2	3.8	2	3.8	41t	3/16	83.1
9/15	Philadelphia	34	20	172	58.8	5.06	3	8.8	1	2.9	19	0/0	89.3
9/21	@ Jacksonville	39	31	370	79.5	9.49	4	10.3	0	0.0	39	2/5	140.4
9/28	Tennessee	41	29	393	70.7	9.59	4	9.8	1	2.4	37	0/0	123.3
10/5	Baltimore	49	32	312	65.3	6.37	1	2.0	2	4.1	30	1/7	72.8
10/9	@ Houston	44	25	370	56.8	8.41	3	6.8	1	2.3	49	3/7	97.7
10/19	Cincinnati	42	27	344	64.3	8.19	2	4.8	0	0.0	46	2/9	105.7
10/26	@ Pittsburgh	45	26	400	57.8	8.89	3	6.7	2	4.4	52	2/15	91.0
11/3	@ New York Giants	46	25	354	54.3	7.70	4	8.7	0	0.0	40t	1/9	108.4
11/16	New England	39	23	303	59.0	7.77	2	5.1	1	2.6	46	1/0	90.0
11/23	Jacksonville	32	21	253	65.6	7.91	1	3.1	0	0.0	73t	5/39	100.1
11/30	Washington	27	19	370	70.4	13.70	5	18.5	1	3.7	79t	1/9	137.0
12/7	@ Cleveland	53	24	294	45.3	5.55	2	3.8	2	3.8	42t	3/25	59.8
12/14	Houston	34	18	187	52.9	5.50	2	5.9	1	2.9	26t	2/19	76.5
12/21	@ Dallas	22	15	109	68.2	4.95	0	0.0	2	9.1	22	0/0	41.7
12/28	@ Tennessee	16	10	160	62.5	10.00	2	12.5	0	0.0	80	1/1	135.4
TOTALS		616	380	4,761	61.7	7.73	40	6.5	16	2.6	80	27/161	96.5

8 MATT HASSELBECK

Date	Opponent	Att	Cmp	Yds	Cmp%	Yds/Att	TD	TD%	INT	INT%	LG	Sack/Lost	Rating
9/8	@ Denver												
9/15	Philadelphia												
9/21	@ Jacksonville	4	2	20	50.0	5.00	0	0.0	0	0.0	12	0/0	64.6
9/28	Tennessee	0	0	0	0.0	0.00	0	0.0	0	0.0	-	0/0	0.0
10/5	Baltimore												
10/9	@ Houston												
10/19	Cincinnati												
10/26	@ Pittsburgh												
11/3	@ New York Giants												
11/16	New England												
11/23	Jacksonville												
11/30	Washington												
12/7	@ Cleveland												
12/14	Houston												
12/21	@ Dallas	21	15	126	71.4	6.00	1	4.8	0	0.0	21	2/7	102.5
12/28	@ Tennessee	19	13	155	68.4	8.16	1	5.3	0	0.0	32	0/0	110.6
TOTALS		44	30	301	68.2	6.84	2	4.5	0	0.0	32	2/7	102.6

1 PAT MCAFFEE

Date	Opponent	Att	Cmp	Yds	Cmp%	Yds/Att	TD	TD%	INT	INT%	LG	Sack/Lost	Rating
12/21	@ Dallas	1	0	0	0.0	0.0	0	0.0	0	0.0	0	0/0	39.6
TOTALS		1	0	0	0.0	0.0	0	0.0	0	0.0	0	0/0	39.6

INDIVIDUAL RUSHING GAME-BY-GAME

34 TRENT RICHARDSON

Date	Opponent	No	Yds	Avg	LG	TD
9/7	@ Denver	6	20	3.3	7	0
9/15	Philadelphia	21	79	3.8	15	0
9/21	@ Jacksonville	14	57	4.1	27	0
9/28	Tennessee	20	47	2.4	10	1
10/5	Baltimore	9	37	4.1	14	0
10/9	@ Houston	17	41	2.4	9	1
10/19	Cincinnati	14	77	5.5	11	0
10/26	@ Pittsburgh					
11/3	@ New York Giants	7	33	4.7	9	0
11/16	New England	6	0	0.0	2	0
11/23	Jacksonville	13	42	3.2	12	1
11/30	Washington	8	12	1.5	3	0
12/7	@ Cleveland	7	30	4.3	8	0
12/14	Houston	9	32	3.6	9	0
12/21	@ Dallas	2	1	0.5	3	0
12/28	@ Tennessee	6	11	1.8	4	0
TOTALS		159	519	3.3	27	3

44 AHMAD BRADSHAW

Date	Opponent	No	Yds	Avg	LG	TD
9/7	@ Denver	3	15	5.0	9	0
9/15	Philadelphia	13	70	5.4	29	0
9/21	@ Jacksonville	9	65	7.2	28	0
9/28	Tennessee	9	32	3.6	6	0
10/5	Baltimore	15	68	4.5	20	0
10/9	@ Houston	11	34	3.1	13	0
10/19	Cincinnati	10	52	5.2	15	1
10/26	@ Pittsburgh	6	35	5.8	12t	1
11/3	@ New York Giants	7	50	7.1	17	0
11/16	New England	7	4	0.6	5	0
11/23	Jacksonville					
11/30	Washington					
12/7	@ Cleveland					
12/14	Houston					
12/21	@ Dallas					
12/28	@ Tennessee					
TOTALS		90	425	4.7	29	2



INDIVIDUAL RUSHING GAME-BY-GAME (CONT)

36 DANIEL HERRON

Date	Opponent	No	Yds	Avg	LG	TD
9/7	@ Denver	0	0	0.0	-	0
9/15	Philadelphia	0	0	0.0	-	0
9/21	@ Jacksonville	1	1	1	1	0
9/28	Tennessee	7	24	3.4	7	0
10/5	Baltimore	0	0	0.0	-	0
10/9	@ Houston	0	0	0.0	-	0
10/19	Cincinnati	5	37	7.4	13	0
10/26	@ Pittsburgh	1	2	2.0	2	0
11/3	@ New York Giants	8	10	1.3	5	0
11/16	New England	0	0	0.0	-	0
11/23	Jacksonville	12	65	5.4	18	0
11/30	Washington	8	88	11	49t	1
12/7	@ Cleveland	8	26	3.3	9	0
12/14	Houston	11	60	5.5	11	0
12/21	@ Dallas	7	3	0.4	4	0
12/28	@ Tennessee	10	35	3.5	9	0
TOTALS		78	351	4.5	49t	1

13 T.Y. HILTON

Date	Opponent	No	Yds	Avg	LG	TD
9/7	@ Denver	0	0	0.0	-	0
9/15	Philadelphia	0	0	0.0	-	0
9/21	@ Jacksonville	0	0	0.0	-	0
9/28	Tennessee	1	5	5.0	5	0
10/5	Baltimore	0	0	0.0	-	0
10/9	@ Houston	0	0	0.0	0	0
10/19	Cincinnati	0	0	0.0	-	0
10/26	@ Pittsburgh	0	0	0.0	-	0
11/3	@ New York Giants	0	0	0.0	-	0
11/16	New England	0	0	0.0	-	0
11/23	Jacksonville	1	15	15.0	15	0
11/30	Washington	0	0	0.0	-	0
12/7	@ Cleveland	0	0	0.0	-	0
12/14	Houston	0	0	0.0	-	0
12/21	@ Dallas			INACTIVE		
12/28	@ Tennessee	0	0	0.0	-	0
TOTALS		2	20	10.0	15	0

10 DONTE MONCRIEF

Date	Opponent	No	Yds	Avg	LG	TD
9/7	@ Denver	0	0	0.0	-	0
9/15	Philadelphia	0	0	0.0	-	0
9/21	@ Jacksonville	1	7	7.0	7	0
9/28	Tennessee	0	0	0.0	-	0
10/5	Baltimore	0	0	0.0	-	0
10/9	@ Houston	0	0	0.0	-	0
10/19	Cincinnati	1	0	0.0	0	0
10/26	@ Pittsburgh	0	0	0.0	-	0
11/3	@ New York Giants	0	0	0.0	-	0
11/16	New England	0	0	0.0	-	0
11/23	Jacksonville	1	4	4.0	4	0
11/30	Washington	1	6	6.0	6	0
12/7	@ Cleveland	0	0	0.0	-	0
12/14	Houston	0	0	0.0	-	0
12/21	@ Dallas	0	0	0.0	-	0
12/28	@ Tennessee	0	0	0.0	-	0
TOTALS		4	17	4.3	7	0

12 ANDREW LUCK

Date	Opponent	No	Yds	Avg	LG	TD
9/7	@ Denver	5	19	3.8	9t	1
9/15	Philadelphia	4	20	5.0	15	0
9/21	@ Jacksonville	3	15	5.0	10	0
9/28	Tennessee	1	-1	-1.0	-1	0
10/5	Baltimore	6	22	3.7	13t	1
10/9	@ Houston	7	18	2.6	10	0
10/19	Cincinnati	4	5	1.3	2	0
10/26	@ Pittsburgh	3	26	8.7	14	0
11/3	@ New York Giants	2	5	2.5	5	0
11/16	New England	3	15	5.0	7	0
11/23	Jacksonville	8	49	6.1	20	0
11/30	Washington	4	20	5.0	15	0
12/7	@ Cleveland	5	37	7.4	13	1
12/14	Houston	8	18	2.3	8	0
12/21	@ Dallas	0	0	0.0	-	0
12/28	@ Tennessee	1	5	5.0	5	0
TOTALS		64	273	4.3	20	3

37 ZURLON TIPTON

Date	Opponent	No	Yds	Avg	LG	TD
9/7	@ Denver			INACTIVE		
9/15	Philadelphia			PRACTICE SQUAD		
9/21	@ Jacksonville			PRACTICE SQUAD		
9/28	Tennessee			PRACTICE SQUAD		
10/5	Baltimore			PRACTICE SQUAD		
10/9	@ Houston			PRACTICE SQUAD		
10/19	Cincinnati			PRACTICE SQUAD		
10/26	@ Pittsburgh			PRACTICE SQUAD		
11/3	@ New York Giants			PRACTICE SQUAD		
11/16	New England			PRACTICE SQUAD		
11/23	Jacksonville	0	0	0.0	-	0
11/30	Washington	0	0	0.0	-	0
12/7	@ Cleveland	0	0	0.0	-	0
12/14	Houston	0	0	0.0	-	0
12/21	@ Dallas	1	-3	-3.0	-3	0
12/28	@ Tennessee	9	21	2.3	9	0
TOTALS		10	18	1.8	9	0

8 MATT HASSELBECK

Date	Opponent	No	Yds	Avg	LG	TD
9/7	@ Denver			ACTIVE, DID NOT PLAY		
9/15	Philadelphia			ACTIVE, DID NOT PLAY		
9/21	@ Jacksonville	1	-1	-1.0	-1	0
9/28	Tennessee	3	-2	-0.7	0	0
10/5	Baltimore			ACTIVE, DID NOT PLAY		
10/9	@ Houston			ACTIVE, DID NOT PLAY		
10/19	Cincinnati			ACTIVE, DID NOT PLAY		
10/26	@ Pittsburgh			ACTIVE, DID NOT PLAY		
11/3	@ New York Giants			ACTIVE, DID NOT PLAY		
11/16	New England			ACTIVE, DID NOT PLAY		
11/23	Jacksonville			ACTIVE, DID NOT PLAY		
11/30	Washington			ACTIVE, DID NOT PLAY		
12/7	@ Cleveland			ACTIVE, DID NOT PLAY		
12/14	Houston			ACTIVE, DID NOT PLAY		
12/21	@ Dallas	0	0	0.0	-	0
12/28	@ Tennessee	4	-8	-2.0	-1	0
TOTALS		8	-11	-1.4	0	0

ADMINISTRATION

COACHING STAFF

FOOTBALL OPERATIONS

BUSINESS OPERATIONS

PLAYERS

2014 SEASON IN REVIEW

COLTS HISTORY

RECORDS

COLTS IN THE COMMUNITY



INDIVIDUAL RECEIVING GAME-BY-GAME

ADMINISTRATION

STAFF

FOOTBALL OPERATIONS

BUSINESS OPERATIONS

PLAYERS

2014 SEASON IN REVIEW

COLTS HISTORY

RECORDS

COLTS IN THE COMMUNITY

13 T.Y. HILTON

Date	Opponent	Rec	Yds.	Avg.	LG	TD
9/7	@ Denver	5	41	8.2	9	0
9/15	Philadelphia	6	65	10.8	16	0
9/21	@ Jacksonville	5	80	16.0	39	0
9/28	Tennessee	6	105	17.5	37	0
10/5	Baltimore	9	90	10.0	21	0
10/9	@ Houston	9	223	24.8	49	1
10/19	Cincinnati	7	107	15.3	46	0
10/26	@ Pittsburgh	6	155	25.8	45	1
11/3	@ New York Giants	3	71	23.7	31t	1
11/16	New England	3	24	8.0	13	0
11/23	Jacksonville	4	122	30.5	73t	1
11/30	Washington	5	62	12.4	25	1
12/7	@ Cleveland	10	150	15.0	42t	2
12/14	Houston	4	50	12.5	20	0
12/21	@ Dallas			INACTIVE		
12/28	@ Tennessee	0	0	0.0	0	0
TOTALS		82	1,345	16.4	73t	7

87 REGGIE WAYNE

Date	Opponent	Rec	Yds.	Avg.	LG	TD
9/7	@ Denver	9	98	10.9	22	0
9/15	Philadelphia	3	28	9.3	19	0
9/21	@ Jacksonville	4	62	15.5	23	0
9/28	Tennessee	7	119	17.0	28t	1
10/5	Baltimore	7	77	11.0	28	0
10/9	@ Houston	4	35	8.8	11	0
10/19	Cincinnati	4	15	3.8	9	0
10/26	@ Pittsburgh			INACTIVE		
11/3	@ New York Giants	4	70	17.5	40t	1
11/16	New England	5	91	18.2	46	0
11/23	Jacksonville	3	10	3.3	8	0
11/30	Washington	4	31	7.8	11	0
12/7	@ Cleveland	1	5	5.0	5	0
12/14	Houston	4	24	6.0	10	0
12/21	@ Dallas	3	23	7.7	11	0
12/28	@ Tennessee	2	91	45.5	80	0
TOTALS		64	779	12.2	80	2

80 COBY FLEENER

Date	Opponent	Rec	Yds.	Avg.	LG	TD
9/7	@ Denver	3	21	7.0	12	0
9/15	Philadelphia	1	13	13.0	13	0
9/21	@ Jacksonville	4	49	12.3	23	1
9/28	Tennessee	2	26	13.0	24	1
10/5	Baltimore	1	30	30.0	30	0
10/9	@ Houston	2	11	5.5	7	1
10/19	Cincinnati	4	64	16.0	26	0
10/26	@ Pittsburgh	1	4	4.0	4	0
11/3	@ New York Giants	4	77	19.3	32t	1
11/16	New England	7	144	20.6	45	0
11/23	Jacksonville	2	28	14.0	14	0
11/30	Washington	4	127	31.8	73t	2
12/7	@ Cleveland	5	56	11.2	18	0
12/14	Houston	2	32	16.0	22	0
12/21	@ Dallas	4	36	9.0	17	0
12/28	@ Tennessee	5	56	11.2	20	2
TOTALS		51	774	15.2	73t	8

44 AHMAD BRADSHAW

Date	Opponent	Rec	Yds.	Avg.	LG	TD
9/7	@ Denver	5	70	14.0	22	0
9/15	Philadelphia	5	26	5.2	9	2
9/21	@ Jacksonville	2	18	9.0	12	1
9/28	Tennessee	2	20	10.0	15t	1
10/5	Baltimore	4	17	4.3	11	0
10/9	@ Houston	3	25	8.3	17	1
10/19	Cincinnati	3	36	12.0	18	1
10/26	@ Pittsburgh	7	52	7.4	12	0
11/3	@ New York Giants	3	29	9.7	22	0
11/16	New England	4	7	1.8	4	0
11/23	Jacksonville			INJURED RESERVE		
11/30	Washington			INJURED RESERVE		
12/7	@ Cleveland			INJURED RESERVE		
12/14	Houston			INJURED RESERVE		
12/21	@ Dallas			INJURED RESERVE		
12/28	@ Tennessee			INJURED RESERVE		
TOTALS		38	300	7.9	22	6

14 HAKEEM NICKS

Date	Opponent	Rec	Yds.	Avg.	LG	TD
9/7	@ Denver	5	36	7.2	13	1
9/15	Philadelphia	1	-4	-4.0	-4	0
9/21	@ Jacksonville	4	50	12.5	29	1
9/28	Tennessee	2	12	6.0	8	0
10/5	Baltimore	3	29	9.7	16	0
10/9	@ Houston	2	18	9.0	12	0
10/19	Cincinnati	0	0	0.0	0	0
10/26	@ Pittsburgh	1	27	27.0	27	0
11/3	@ New York Giants	3	44	14.7	22	0
11/16	New England	2	15	7.5	10t	1
11/23	Jacksonville	1	16	16.0	16	0
11/30	Washington	0	0	0.0	0	0
12/7	@ Cleveland	0	0	0.0	0	0
12/14	Houston	2	44	22.0	26t	1
12/21	@ Dallas	9	72	8.0	21	0
12/28	@ Tennessee	3	46	15.3	21	0
TOTALS		38	405	10.7	29	4

10 DONTE MONCRIEF

Date	Opponent	Rec	Yds.	Avg.	LG	TD
9/7	@ Denver	1	9	9.0	9	0
9/15	Philadelphia	1	16	16.0	16	0
9/21	@ Jacksonville	4	55	13.8	22	0
9/28	Tennessee	2	14	7.0	10	0
10/5	Baltimore	0	0	0.0	0	0
10/9	@ Houston	0	0	0.0	0	0
10/19	Cincinnati	1	9	9.0	9	0
10/26	@ Pittsburgh	7	113	16.1	52	1
11/3	@ New York Giants	1	2	2.0	2	0
11/16	New England	0	0	0.0	0	0
11/23	Jacksonville	4	38	9.5	16	0
11/30	Washington	3	134	44.7	79t	2
12/7	@ Cleveland	3	33	11.0	27	0
12/14	Houston	0	0	0.0	0	0
12/21	@ Dallas	2	5	2.5	5	0
12/28	@ Tennessee	3	16	5.3	9	0
TOTALS		32	444	13.9	79t	3



INDIVIDUAL RECEIVING GAME-BY-GAME (CONT)

83 DWAYNE ALLEN

Date	Opponent	Rec	Yds.	Avg.	LG	TD
9/7	@ Denver	4	64	16.0	41t	1
9/15	Philadelphia	0	0	0.0	0	0
9/21	@ Jacksonville	4	43	10.8	22	1
9/28	Tennessee	3	38	12.7	17	1
10/5	Baltimore	4	59	14.8	28	1
10/9	@ Houston	3	49	16.3	18	0
10/19	Cincinnati	3	52	17.3	32t	1
10/26	@ Pittsburgh	1	21	21.0	21t	1
11/3	@ New York Giants	4	48	12.0	35	1
11/16	New England	0	0	0.0	0	0
11/23	Jacksonville			INACTIVE		
11/30	Washington			INACTIVE		
12/7	@ Cleveland	1	5	5.0	5	0
12/14	Houston	2	16	8.0	13	1
12/21	@ Dallas	0	0	0.0	0	0
12/28	@ Tennessee			INACTIVE		
TOTALS		29	395	13.6	41t	8

34 TRENT RICHARDSON

Date	Opponent	Rec	Yds.	Avg.	LG	TD
9/7	@ Denver	3	31	10.3	16	0
9/15	Philadelphia	1	16	16.0	16	0
9/21	@ Jacksonville	3	23	7.7	15	0
9/28	Tennessee	4	52	13.0	24	0
10/5	Baltimore	4	10	2.5	6	0
10/9	@ Houston	0	0	0.0	0	0
10/19	Cincinnati	4	41	10.3	20	0
10/26	@ Pittsburgh			ACTIVE, DID NOT PLAY		
11/3	@ New York Giants	2	9	4.5	6	0
11/16	New England	1	21	21.0	21	0
11/23	Jacksonville	0	0	0.0	0	0
11/30	Washington	0	0	0.0	0	0
12/7	@ Cleveland	0	0	0.0	0	0
12/14	Houston	2	9	4.5	16	0
12/21	@ Dallas	2	8	4.0	9	0
12/28	@ Tennessee	1	9	9.0	9	0
TOTALS		27	229	8.5	24	0

36 DANIEL HERRON

Date	Opponent	Rec	Yds.	Avg.	LG	TD
9/7	@ Denver	0	0	0.0	0	0
9/15	Philadelphia	0	0	0.0	0	0
9/21	@ Jacksonville	0	0	0.0	0	0
9/28	Tennessee	0	0	0.0	0	0
10/5	Baltimore	0	0	0.0	0	0
10/9	@ Houston	0	0	0.0	0	0
10/19	Cincinnati	0	0	0.0	0	0
10/26	@ Pittsburgh	1	5	5.0	5	0
11/3	@ New York Giants	1	4	4.0	4	0
11/16	New England	0	0	0.0	0	0
11/23	Jacksonville	5	31	6.2	14	0
11/30	Washington	2	8	4.0	7	0
12/7	@ Cleveland	4	45	11.3	26	0
12/14	Houston	2	12	6.0	12	0
12/21	@ Dallas	3	37	12.3	22	0
12/28	@ Tennessee	3	31	10.3	26	0
TOTALS		21	173	8.2	26	0

84 JACK DOYLE

Date	Opponent	Rec	Yds.	Avg.	LG	TD
9/7	@ Denver	0	0	0.0	0	0
9/15	Philadelphia	2	12	6.0	10	1
9/21	@ Jacksonville	3	10	3.3	6	0
9/28	Tennessee	1	7	7.0	7	0
10/5	Baltimore	0	0	0.0	0	0
10/9	@ Houston	2	9	4.5	6	0
10/19	Cincinnati	1	20	20.0	20	0
10/26	@ Pittsburgh	0	0	0.0	0	0
11/3	@ New York Giants	0	0	0.0	0	0
11/16	New England	0	0	0.0	0	0
11/23	Jacksonville	2	8	4.0	7	0
11/30	Washington	1	8	8.0	8	0
12/7	@ Cleveland	0	0	0.0	0	0
12/14	Houston	0	0	0.0	0	0
12/21	@ Dallas	2	23	11.5	13	0
12/28	@ Tennessee	4	21	5.3	7	1
TOTALS		18	118	6.6	20	2

37 ZURLON TIPTON

Date	Opponent	Rec	Yds.	Avg.	LG	TD
9/7	@ Denver			INACTIVE		
9/15	Philadelphia			PRACTICE SQUAD		
9/21	@ Jacksonville			PRACTICE SQUAD		
9/28	Tennessee			PRACTICE SQUAD		
10/5	Baltimore			PRACTICE SQUAD		
10/9	@ Houston			PRACTICE SQUAD		
10/19	Cincinnati			PRACTICE SQUAD		
10/26	@ Pittsburgh			PRACTICE SQUAD		
11/3	@ New York Giants			PRACTICE SQUAD		
11/16	New England			PRACTICE SQUAD		
11/23	Jacksonville	0	0	0.0	0	0
11/30	Washington	0	0	0.0	0	0
12/7	@ Cleveland	0	0	0.0	0	0
12/14	Houston	0	0	0.0	0	0
12/21	@ Dallas	4	23	5.8	12	1
12/28	@ Tennessee	2	45	22.5	32	0
TOTALS		6	68	11.3	32	1

17 GRIFF WHALEN

Date	Opponent	Rec	Yds.	Avg.	LG	TD
9/7	@ Denver	0	0	0.0	0	0
9/15	Philadelphia	0	0	0.0	0	0
9/21	@ Jacksonville	0	0	0.0	0	0
9/28	Tennessee	0	0	0.0	0	0
10/5	Baltimore	0	0	0.0	0	0
10/9	@ Houston	0	0	0.0	0	0
10/19	Cincinnati	0	0	0.0	0	0
10/26	@ Pittsburgh	2	23	11.5	18	0
11/3	@ New York Giants	0	0	0.0	0	0
11/16	New England	0	0	0.0	0	0
11/23	Jacksonville			PRACTICE SQUAD		
11/30	Washington			PRACTICE SQUAD		
12/7	@ Cleveland			PRACTICE SQUAD		
12/14	Houston			PRACTICE SQUAD		
12/21	@ Dallas			PRACTICE SQUAD		
12/28	@ Tennessee			PRACTICE SQUAD		
TOTALS		2	23	11.5	18	0

ADMINISTRATION

COACHING STAFF

FOOTBALL OPERATIONS

BUSINESS OPERATIONS

PLAYERS

2014 SEASON IN REVIEW

COLTS HISTORY

RECORDS

COLTS IN THE COMMUNITY



INDIVIDUAL RECEIVING GAME-BY-GAME (CONT)

74 ANTHONY CASTONZO

Date	Opponent	Rec	Yds.	Avg.	LG	TD
9/7	@ Denver	0	0	0.0	0	0
9/15	Philadelphia	0	0	0.0	0	0
9/21	@ Jacksonville	0	0	0.0	0	0
9/28	Tennessee	0	0	0.0	0	0
10/5	Baltimore	0	0	0.0	0	0
10/9	@ Houston	0	0	0.0	0	0
10/19	Cincinnati	0	0	0.0	0	0
10/26	@ Pittsburgh	0	0	0.0	0	0
11/3	@ New York Giants	0	0	0.0	0	0
11/16	New England	1	1	1.0	1t	1
11/23	Jacksonville	0	0	0.0	0	0
11/30	Washington	0	0	0.0	0	0
12/7	@ Cleveland	0	0	0.0	0	0
12/14	Houston	0	0	0.0	0	0
12/21	@ Dallas	0	0	0.0	0	0
12/28	@ Tennessee	0	0	0.0	0	0
TOTALS		1	1	1.0	1t	1

16 JOSH CRIBBS

Date	Opponent	Rec	Yds.	Avg.	LG	TD
9/7	@ Denver					NOT ON TEAM
9/15	Philadelphia					NOT ON TEAM
9/21	@ Jacksonville					NOT ON TEAM
9/28	Tennessee					NOT ON TEAM
10/5	Baltimore					NOT ON TEAM
10/9	@ Houston					NOT ON TEAM
10/19	Cincinnati					NOT ON TEAM
10/26	@ Pittsburgh					NOT ON TEAM
11/3	@ New York Giants					NOT ON TEAM
11/16	New England					NOT ON TEAM
11/23	Jacksonville	0	0	0.0	0	0
11/30	Washington	0	0	0.0	0	0
12/7	@ Cleveland	0	0	0.0	0	0
12/14	Houston	0	0	0.0	0	0
12/21	@ Dallas	1	8	8.0	8	0
12/28	@ Tennessee	0	0	0.0	0	0
TOTALS		1	8	8.0	8	0

ADMINISTRATION

COACHING STAFF

FOOTBALL OPERATIONS

BUSINESS OPERATIONS

PLAYERS

2014 SEASON IN REVIEW

COLTS HISTORY

RECORDS

COLTS IN THE COMMUNITY



INDIVIDUAL GAME-BY-GAME SACKS & INTERCEPTIONS

SACKS (NUMBER, YARDS)

PLAYER	9/7 @ DEN	9/15 PHI	9/21 @ JAX	9/28 TEN	10/4 BAL	10/9 @ HOU	10/19 CIN	10/26 @ PIT	11/3 @ NYG	11/16 NE	11/23 JAX	11/30 WAS	12/7 @ CLE	12/14 HOU	12/21 @ DAL	12/28 @ TEN	Total
Erik Walden	1.0-10		1.0-2			1.0-1 1.0-8					1.0-12 1.5-10.5	2.0-14	1.0-3				6.0-30 4.0-29
D'Owells Jackson			1.0-0	1.0-9													2.5-19.5
LaRon Landry			1.0-9														1.0-6
Kelby Quarles			1.0-6														3.5-33
Cory Redding				1.0-9	1.0-12		1.0-8									0.5-4	3.0-6
Zach Kerr				1.0-0			1.0-4		1.0-2								4.0-20
Bjoern Werner					2.0-15 1.0-11	1.0-0	1.0-5							1.0-5			1.0-11
Sergio Brown						1.0-4	1.0-6										3.0-15
Picky Jean Francois											0.5-3.5	1.0-5					1.5-8.5
Jonathian Newsome						1.0-3			2.0-8			1.5-11.5 0.5-4.5				2.0-19	6.5-41.5
Art Jones															1.0-11		1.5-15.5
Andrew Jackson												1.0-16					1.0-2
Greg Toler																	1.0-2
Josh McNary																0.5-4	0.5-4
Team											1.0-6						1.0-6
Total	1.0-10	0.0-0	4.0-17	3.0-18	4.0-38	5.0-16	4.0-23	0.0-0	3.0-10	0.0-0	4.0-32	6.0-51	1.0-3	1.0-5	1.0-11	4.0-29	41.0-263

INTERCEPTIONS (NUMBER, YARDS)

PLAYER	9/7 @ DEN	9/15 PHI	9/21 @ JAX	9/28 TEN	10/4 BAL	10/9 @ HOU	10/19 CIN	10/26 @ PIT	11/3 @ NYG	11/16 NE	11/23 JAX	11/30 WAS	12/7 @ CLE	12/14 HOU	12/21 @ DAL	12/28 @ TEN	Total
Greg Toler		1-0	1-47														2-47
Vontae Davis			1--7		1-29						1-42			1-8			4-72
Mike Adams				2-14						2-10			1-0				5-24
Josh Gordy													1-0				1-0
Total	0-0	1-0	2-40	2-14	1-29	0-0	0-0	0-0	0-0	2-10	1-42	0-0	2-0	1-8	0-0	0-0	12-143

ADMINISTRATION

COACHING STAFF

FOOTBALL OPERATIONS

BUSINESS OPERATIONS

PLAYERS

2014 SEASON IN REVIEW

COLTS HISTORY

RECORDS

COLTS IN THE COMMUNITY



FINAL 2014 REGULAR SEASON STATISTICS

AMERICAN FOOTBALL CONFERENCE

AFC EAST	W	L	T	PCT	PF	PA
** - New England	12	4	0	.750	468	313
Buffalo	9	7	0	.563	343	289
Miami	8	8	0	.500	388	373
NY Jets	4	12	0	.250	283	401

AFC NORTH	W	L	T	PCT	PF	PA
z - Pittsburgh	11	5	0	.688	436	368
y - Cincinnati	10	5	1	.656	365	344
y - Baltimore	10	6	0	.625	409	302
Cleveland	7	9	0	.438	299	337

AFC SOUTH	W	L	T	PCT	PF	PA
z - Indianapolis	11	5	0	.688	458	369
Houston	9	7	0	.563	372	307
Jacksonville	3	13	0	.188	249	412
Tennessee	2	14	0	.125	254	438

AFC WEST	W	L	T	PCT	PF	PA
* - Denver	12	4	0	.750	482	354
Kansas City	9	7	0	.563	353	281
San Diego	9	7	0	.563	348	348
Oakland	3	13	0	.188	253	452

NATIONAL FOOTBALL CONFERENCE

NFC EAST	W	L	T	PCT	PF	PA
z - Dallas	12	4	0	.750	467	352
Philadelphia	10	6	0	.625	474	400
NY Giants	6	10	0	.375	380	400
Washington	4	12	0	.250	301	438

NFC NORTH	W	L	T	PCT	PF	PA
* - Green Bay	12	4	0	.750	486	348
y - Detroit	11	5	0	.688	321	282
Minnesota	7	9	0	.438	325	343
Chicago	5	11	0	.313	319	442

NFC SOUTH	W	L	T	PCT	PF	PA
z - Carolina	7	8	1	.469	339	374
New Orleans	7	9	0	.438	401	424
Atlanta	6	10	0	.375	381	417
Tampa Bay	2	14	0	.125	277	410

NFC WEST	W	L	T	PCT	PF	PA
** - Seattle	12	4	0	.750	394	254
y - Arizona	11	5	0	.688	310	299
San Francisco	8	8	0	.500	306	340
St. Louis	6	10	0	.375	324	354

** - Clinched Division and Home Field

* - Clinched Division and Bye

z - Clinched Division

y - Clinched Wild Card



COLTS HISTORY



HISTORY OF THE COLTS

1940

The roots of the franchise go back to December 28, 1946, when the bankrupt Miami Seahawks of the All-America Football Conference were purchased and relocated to Baltimore by a group headed by Bob Rodenberg. As the result of a contest in Baltimore, won by Charles Evans of Middle River, Md., the team was renamed the "Colts."

On September 7, 1947, wearing green and silver uniforms, the Colts, under Head Coach Cecil Isbell, won their initial AAFC game, 16-7, over the Brooklyn Dodgers. The team concluded its inaugural season before a record Baltimore crowd of 51,583 by losing to the New York Yankees, 21-7. The Colts finished with a 2-11-1 record, good for a fourth-place finish in the Eastern Division.

The Colts completed the 1948 season with a 7-8 record, tying the Buffalo Bills for the division title.

The Colts compiled a 1-11 mark in 1949.

1950

The AAFC and NFL merged in 1950, and the Colts joined the NFL.

After posting a 1-11 record for the second consecutive year, the franchise was dissolved by the league on January 18, 1951, because of its failing financial condition.

After two seasons without professional football, NFL Commissioner Bert Bell challenged the franchise in December of 1952 to sell 15,000 season tickets within six weeks in order to re-enter the NFL. That 15,000-ticket quota was reached in four weeks and three days.

On January 23, 1953, under the principal ownership of Carroll Rosenbloom, the NFL's Dallas Texans franchise was moved to Baltimore where, keeping the "Colts" nickname, the Texans team colors of blue and white were inherited.



Don Shula



Weeb Ewbank

Before their first NFL season, the "new" Baltimore Colts engineered one of the biggest trades in sports history. In a deal with Cleveland involving 15 players, Baltimore received 10 Browns in exchange for five Colts. Among the players traded to Baltimore were Don Shula, Bert Rechichar, Carl Taseff and Art Spinney. These players helped the Colts open 1953 with a 13-9 upset of Chicago in a game where Rechichar booted a then-NFL record 56-yard field goal.

In 1954, the Colts hired Weeb Ewbank as head coach. Ewbank guided the Colts for nine seasons (the longest tenure of any Colts head coach) and won two conference and NFL championships.

On November 30, 1958, the Colts clinched their first Western Conference title with a 35-27 win over San Francisco before a record home sellout crowd of 57,557. Four weeks later, Baltimore won its first NFL title, downing the New York Giants, 23-17, in the fabled "sudden-death" overtime contest at Yankee Stadium.

The Colts repeated as champion in 1959, clinching their second conference crown and defeating the Giants, 31-16, in Baltimore for the NFL Championship.

1960



John Unitas

In 1963, Shula replaced Ewbank as the team's third head coach since 1953. During 1963, QB-John Unitas led the Colts offense to eight team records and set a then-NFL seasonal mark of 237 completions.

The Colts won a then-club record 11 consecutive games in 1964, en route to clinching their third conference title. That season, WR-Raymond Berry caught his 506th career pass and RB-Lenny Moore scored 20 touchdowns, then both NFL records.



Lenny Moore

In 1965, Baltimore tied Green Bay for the conference title. With HB-Tom Matte quarterbacking the club because of injuries to Unitas and Gary Cuozzo, the Colts lost a controversial 13-10 "sudden-death" playoff contest to the Packers.



The Colts defeated the Cleveland Browns, 34-0, in the 1968 Western Conference Championship Game.

Under Shula, Baltimore made its first Super Bowl appearance in 1968. The club won the Coastal Division with a 13-1 mark, then defeated Minnesota, 24-14, in the Western Conference Championship game and blanked Cleveland, 34-0, for the NFL Championship. The team faced the American Football League Champion New York Jets in Super Bowl III, losing a 16-7 upset.

In May of 1969, the NFL merged with the AFL and Baltimore, Pittsburgh and Cleveland joined the old AFL teams to form the American Football Conference of the NFL.



Tom Nowatzke scored a touchdown in the Colts first Super Bowl victory.

1970

As members of the AFC Eastern Division, the Colts won their first AFC game, 16-14, over San Diego on September 20, 1970. After clinching the division title, the Colts topped Cincinnati, 17-0, and Oakland, 27-17, to win the AFC Championship. On January 17, 1971, the Colts defeated Dallas in Super Bowl V, 16-13, on K-Jim O'Brien's 32-yard field goal with five seconds remaining in the game.



Robert Irsay

In July, 1972, the Colts came under new ownership as Robert Irsay acquired the club from Rosenbloom in exchange for the Los Angeles Rams.

In 1974, two Colts set NFL records as RB-Lydel Mitchell rushed 40 times at the New York Jets and QB-Bert Jones completed 17 consecutive passes versus the Jets. Mitchell led the NFL with 72 receptions. In 1975, Mitchell became the first Colts player with a 1,000-plus yard season, gaining 1,193 yards on 289 rushes.

After a 2-12 record in 1974, Baltimore's fortunes changed with the hiring of Ted Marchbroda as head coach in February, 1975. Marchbroda led the Colts to three consecutive division titles before posting consecutive 5-11 seasons in 1978 and 1979.

1980

Mike McCormack replaced Marchbroda as head coach in January, 1980. The Colts improved to 7-9 in 1980 before recording a 2-14 mark in 1981.

On December 21, 1981, Frank Kush succeeded McCormack as head coach.



Ted Marchbroda

After two weeks of action in 1982, a players' strike resulted in the cancellation of seven games, and the NFL played a nine-game schedule. The Colts finished with a record of 0-8-1. Indianapolis received the first pick of the 1983 NFL Draft and selected QB-John Elway. Six days later, the Colts traded Elway to Denver for OT-Chris Hinton, QB-Mark Herrmann and its first-round pick in 1984.

In 1983, the Colts finished 7-9, forging the biggest turnaround in NFL history for a team that had gone winless the previous season. Hinton started at right guard in the Pro Bowl. RBs-Curtis Dickey and Randy McMillan combined for nearly 2,000 rushing yards as the club led the AFC and ranked second in the NFL.

Professional football came to Indianapolis on March 28, 1984, when Robert Irsay moved the historic NFL franchise from Baltimore to Indianapolis.

Following the 1984 season, Robert Irsay and General Manager Jim Irsay appointed Rod Dowhower as head coach on January 28, 1985. Indianapolis earned a 5-11 mark with a club that rushed for a conference-leading 2,439 yards, fifth-best in the NFL. The team's 5.0 yards per carry rushing average marked the first time in a decade an AFC team achieved that feat.



Eric Dickerson & Jim Irsay

On December 1, 1986, Ron Meyer succeeded Dowhower as head coach. Meyer led the club to the division title in 1987, before falling in the divisional round at Cleveland, 38-21.

RB-Eric Dickerson, acquired in a blockbuster trade on October 31, 1987, won the NFL rushing title in 1988 with 1,659 yards.

Indianapolis earned a 9-7 record in 1988 and an 8-8 mark in 1989, but lost playoff positions on the last weekend of each season.

The Colts were 7-9 in 1990. Meyer earned a 36-35 regular-season record before being succeeded by Rick Venturi on October 1, 1991.

1990

Marchbroda returned as head coach on January 28, 1992. He led the Colts to a 9-7 record in 1992, the second time he guided the team to a then NFL-best eight-game one-season turnaround.

The Colts posted a 4-12 record in 1993 and an 8-8 mark in 1994.

The 1995 Colts earned a 9-7 record and gained playoff wins at San Diego and Kansas City before falling, 20-16, at Pittsburgh in the AFC Championship Game.

Marchbroda's tenure ended on February 9, 1996. His 73 career victories tied Shula for most in Colts history. Lindy Infante became head coach on February 15, 1996. The Colts were 9-7 in 1996, reaching the playoffs in consecutive seasons for the first time since 1975-77.

ADMINISTRATION

COACHING STAFF

FOOTBALL OPERATIONS

BUSINESS OPERATIONS

PLAYERS

2014 SEASON IN REVIEW

COLTS HISTORY

RECORDS

COLTS IN THE COMMUNITY



Jim Irsay became Owner and Chief Executive Officer in 1997, and Bill Polian was named president on December 22, 1997, one day after the club finished a 3-13 season.



Peyton Manning

Jim Mora succeeded Infante as head coach on January 12, 1998. The Colts were 3-13 in 1998. RB-Marshall Faulk's 2,227 scrimmage yards set a club seasonal mark, while QB-Peyton Manning (326-575-3,739, 26 TDs) set NFL rookie records in every passing category.

At 13-3 in 1999, the Colts produced a then-NFL record 10-game one-season turnaround. The club won 11 straight games, tying then the franchise record achieved in 1964 and 1975-76. Manning, RB-Edgerrin James and WR-Marvin Harrison earned Pro Bowl honors, while K-Mike Vanderjagt won the NFL scoring title. The club earned its first playoff game in Indianapolis, but fell to Tennessee, 19-16.

2000

The Colts were 10-6 in 2000, but lost in overtime at Miami, 23-17, in the Wild Card round. The back-to-back 10-plus-victory seasons were a first for the club since 1976-77. Manning (4,413) and James (1,709, 2,303) won the NFL passing, rushing and scrimmage yards titles.

The Colts were 6-10 in 2001, but Manning (4,131) and Harrison (109) had outstanding yardage and reception seasons. Tony Dungy succeeded Mora as head coach on January 22, 2002.

In 2002, Dungy led the Colts to a 10-6 record before losing in the Wild Card round at the New York Jets, 41-0. Manning became the first NFL player with four consecutive 4,000-plus passing yards seasons, while Harrison set the NFL seasonal record with 143 receptions and became the only NFL player with 100-plus receptions in four consecutive seasons.



Edgerrin James

In 2003, the Colts were 12-4, won the AFC South and advanced to the AFC Championship Game, falling at New England, 24-14. K-Mike Vanderjagt set a then NFL record with 41 consecutive field goals made, including all 37 attempts in 2003.

Dungy led the Colts to a 12-4 mark and the AFC South title in 2004. Manning set NFL seasonal records with 49 touchdown passes (since broken) and a 121.1 rating, while the club set seasonal-bests with 522 points and 6,475 net yards. The Colts topped Denver, 49-24, in the Wild Card Playoffs before losing at New England, 20-3.



Marvin Harrison

In 2005, Dungy directed the Colts to a 14-2 record, then the franchise record for seasonal wins. The club became then only the fourth in NFL history to earn a 13-0 start. The Colts fell in the Divisional Playoffs to Pittsburgh, 21-18. Dungy topped 100 career victories, while the Colts passed 400 wins in franchise history.

In 2006, the Colts were 12-4 and captured the fourth world championship in franchise history with a 29-17 win over Chicago in Super Bowl XLI in Miami Gardens, Fla. The club defeated Chicago after besting three prior playoffs foes, Kansas City (23-8), Baltimore (15-6) and New England (38-34).



In 2007, the Colts were 13-3, won a club-record fifth straight division title and became the first NFL team with five consecutive seasons with 12-plus victories. The club fell in the Divisional Playoffs to San Diego, 28-24.

In 2008, the Colts were 12-4, extending their league mark with six consecutive 12-plus-victory seasons. The club became the first in NFL history to win at least seven consecutive games in five consecutive seasons. Manning won his third AP NFL MVP award. Indianapolis fell in the Wild Card Playoffs in overtime at San Diego, 23-17.



Head Coach Tony Dungy celebrates following the Colts Super Bowl XLI championship.

Jim Caldwell succeeded Dungy as head coach on January 12, 2009. Dungy finished as the only coach in Colts history to post 10-plus wins and earn playoff appearances in seven straight seasons. In 2009, the club was 14-2 and became only the third team to start a season 14-0. The club extended its records to seven consecutive seasons with 12-plus victories and six years with a winning streak exceeding seven games. Caldwell tied the rookie mark for seasonal victories by an NFL head coach, and he earned the most consecutive wins to open a season and a career by a first-year head coach. Manning won an unprecedented fourth AP NFL MVP honor. The club set league marks for most consecutive regular season wins (23, 2008-09) and most regular season decade wins (115, 2000-09). Indianapolis defeated Baltimore, 20-3, and the New York Jets, 30-17, before falling to New Orleans, 31-17, in Super Bowl XLIV in Miami Gardens, Fla.

2010

The Colts were 10-6 in 2010, won the AFC South and tied the NFL mark with a ninth consecutive playoff appearance (Dallas, 1975-83). It was the club's ninth straight season with 10-plus victories. The club fell in the Wild Card Playoffs to the New York Jets, 17-16.

ADMINISTRATION

STAFF

FOOTBALL OPERATIONS

BUSINESS OPERATIONS

PLAYERS

2014 SEASON IN REVIEW

COLTS HISTORY

RECORDS

COLTS IN THE COMMUNITY



ADMINISTRATION

COACHING
STAFF

FOOTBALL
OPERATIONS

BUSINESS
OPERATIONS

PLAYERS

2014 SEASON
IN REVIEW

COLTS
HISTORY

RECORDS

COLTS IN THE
COMMUNITY

In Memoriam



Robert Irsay

March 5, 1923 – January 14, 1997



Harriet P. Irsay

June 9, 1921 – July 11, 2008



HALL OF FAME COLTS

(Three or more seasons as a member of the Colts)



ART DONOVAN

DT 6-3 265 Boston College
(Colts: 1953-1961, Inducted: 1968)

- First Colts Hall of Fame inductee who also played with Baltimore (1950), the New York Yanks (1951) and the Dallas Texans (1952).
- Was All-Pro from 1954-1957 and played in five Pro Bowls.
- Born on June 5, 1925, in the Bronx, N.Y.
- Jersey number 70 retired.
- Passed away August 4, 2013.



GINO MARCHETTI

DE 6-4 245 San Francisco
(Colts: 1953-1964, 1966,
Inducted: 1972)

- Acclaimed as greatest defensive end in pro football history during induction to NFL's 50th Anniversary Team in 1969 and named to 75th Anniversary Team.
- Tabbed All-Pro from 1956-1964.
- Pro Bowl selection from 1954-1964, missing only the 1959 Pro Bowl following an ankle injury from the 1958 NFL Championship win over the New York Giants.
- Retired initially prior to 1964 season, but returned in 1966.
- Born on January 2, 1927, in Smithers, W. Va.
- Jersey number 89 retired.



RAYMOND BERRY

WR 6-2 187 Southern Methodist
(Colts: 1955-1967, Inducted: 1973)

- Caught 631 passes for 9,275 yards and 68 touchdowns receiving for career and retired as NFL's all-time reception leader.
- Was an All-Pro selection, led NFL in receptions from 1958-1960 and played in five Pro Bowls.
- Caught 12 passes for 178 yards in 1958 NFL Championship win over the New York Giants.
- Member of NFL's 75th Anniversary Team.
- Born on February 27, 1933, in Corpus Christi, Texas.
- Jersey number 82 retired.



JIM PARKER

G/T 6-3 272 Ohio State
(Colts: 1957-1967, Inducted: 1973)

- Member of the Professional and National Football Foundation HOF.
- Named to modern all-time All-America collegiate team in 1969.
- Was All-Pro and played in Pro Bowl from 1958-1965 (eight consecutive years).
- Played in 139 consecutive games and into 1967 season before retiring.
- Named to NFL's 75th Anniversary Team.
- Born April 8, 1934, in Macon, Ga.
- Jersey number 77 retired.
- Passed away July 18, 2005.

ADMINISTRATION

COACHING
STAFFFOOTBALL
OPERATIONSBUSINESS
OPERATIONS

PLAYERS

2014 SEASON
IN REVIEWCOLTS
HISTORY

RECORDS

COLTS IN THE
COMMUNITY



HALL OF FAME COLTS (CONT)

ADMINISTRATION
COACHING STAFF
FOOTBALL OPERATIONS
BUSINESS OPERATIONS
PLAYERS
2014 SEASON IN REVIEW
COLTS HISTORY
RECORDS
COLTS IN THE COMMUNITY

**LENNY MOORE**

RB/FL 6-1 190 Penn State
(Colts: 1956-1967, Inducted: 1975)

- Retired ninth all-time with 12,451 combined yards.
- Was club's career leading rusher with 1,069 carries for 5,174 yards and 63 touchdowns rushing.
- Totaled 363 catches for 6,039 yards and 48 touchdowns receiving in 143 career games.
- Had 678 career points on 113 touchdowns.
- Set NFL records with touchdowns in 18 consecutive games and 11 consecutive via the rush.
- Was 1956 Rookie of the Year and 1964 Comeback Player of the Year (20 touchdowns).
- Was All-Pro from 1958-1961, 1964 and played in six Pro Bowls.
- Born November 25, 1933, in Reading, Pa.
- Jersey number 24 retired.

**WEEB EWBANK**

Head Coach (Colts: 1954-1962, Inducted: 1978)

- Led the Colts to World Championships in 1958 and 1959.
- Had 59-52-1 mark in club-record nine seasons as head coach.
- Led New York Jets to Super Bowl III win over Colts to become the only coach to post NFL and AFL Championships.
- Career mark was 130-129-7 during 20 seasons.
- Born on May 6, 1907, in Richmond, Ind.
- Passed away November 17, 1998.

**JOHN UNITAS**

QB 6-1 196 Louisville
(Colts: 1956-1972, Inducted: 1979)

- Ended 18-year career as NFL leader for passes attempted (5,186), completed (2,830), yards gained (40,239), most seasons with 3,000-plus yards (three), most games with 300-plus yards (26) and most touchdown passes (290).
- Had 62.9 postseason completion percentage and gained 1,177 yards in championship play.
- Only Colt to serve on 1958, 1959 and 1970 Championship teams.
- NFL records included most consecutive seasons leading NFL in touchdown passes (four) and most consecutive games with a scoring pass (47), one of sport's most remarkable feats.
- In 17 seasons with club, set 22 records.
- Was NFL MVP three times, played in 10 Pro Bowls (a Colt record) and was All-Pro from 1958-1959, 1964, 1965, 1967.
- Member of NFL's 75th Anniversary Team.
- Born on May 7, 1933, in Pittsburgh.
- Jersey number 19 retired.
- Passed away September 11, 2002.

**TED HENDRICKS**

LB 6-7 215 Miami
(Colts: 1969-1973, Inducted: 1990)

- Retired in 1983 as NFL leader with 215 consecutive games played (70 as Colt).
- Was four-time All-Pro pick who appeared in eight Pro Bowls.
- Was all-conference three times as Colt and eight times for career (1969-1983).
- Member of Colts' Super Bowl V squad.
- Member of NFL's 75th Anniversary Team.
- Had 25 career blocked kicks.
- Born on November 1, 1947, in Guatemala City, Guatemala.




HALL OF FAME COLTS (CONT)



JOHN MACKEY

TE 6-2 224 Syracuse
(Colts: 1963-1971, Inducted: 1992)

- Was the second Hall of Fame tight end inductee.
- Caught 331 passes for 5,236 yards and 38 touchdowns for Colts.
- Punishing blocker with speed.
- Was All-Pro from 1966-1968 and selected to five Pro Bowls, the first after his rookie season.
- Had 75-yard touchdown reception in Super Bowl V victory over Dallas.
- Member of NFL's 50th Anniversary Team.
- Born on September 21, 1941, in Queens borough of New York City.
- Passed away July 6, 2011.



DON SHULA

(Colts: 1953-1956, Head Coach: 1963-1969, Inducted: 1997)

- NFL's winningest head coach (328-156-6, regular season; 347-173-6, overall, 1963-95) stands tied as Colts' winningest head coach (71-23-4 regular season; 73-26-4, overall, 1963-1969).
- Only Colts Hall of Fame inductee to play and be head coach with club.
- Led Colts to winning records throughout tenure and to Super Bowl III.
- Joined Colts from Browns in historic 15-player trade in 1953.
- Born on January 4, 1930, in Painesville, Ohio.



ERIC DICKERSON

RB 6-3 220 Southern Methodist
(Colts: 1987-1991, Inducted: 1999)

- Totaled 1,258 carries for 5,194 yards and 32 touchdowns with Colts.
- Won NFL rushing title in 1988 with 1,659 yards.
- Had three 1,000-plus rushing seasons with Colts.
- Set NFL record with 2,105 rushing yards in 1984.
- Had 64 career 100-plus rushing games.
- Retired with 2,996 career rushes for 13,259 yards and 90 touchdowns in 146 games.
- Rushing yards were second in NFL history upon retirement.
- Was All-Pro 1983-1984, 1986-1988 and played in six Pro Bowls.
- Born September 2, 1960, in Sealy, Texas.




MARSHALL FAULK

RB 5-10 211 San Diego State
(Colts: 1994-1998, Inducted: 2011)

- Totaled 1,389 carries for 5,320 yards and 42 touchdowns rushing and 297 receptions for 2,804 yards and nine touchdowns receiving. Compiled 8,124 scrimmage yards with Colts.
- Had four 1,000-plus rushing seasons and one 2,000-plus scrimmage yards season with Colts.
- In his career, carried the ball 2,836 times for 12,279 yards and 100 touchdowns while adding 767 catches for 6,875 yards and 36 touchdowns receiving and 19,154 scrimmage yards in 176 career games.
- Was All-Pro 1994-1995, 1998-2001 and played in seven Pro Bowls (was rookie MVP).
- Born February 26, 1973, in New Orleans.

INDIANAPOLIS COLTS RING OF HONOR

ADMINISTRATION
 STAFF
 COACHING
 FOOTBALL OPERATIONS
 BUSINESS OPERATIONS
 PLAYERS
 2014 SEASON IN REVIEW
COLTS HISTORY
 RECORDS
 COLTS IN THE COMMUNITY



ROBERT IRSAY
Owner
(Colts: 1972-1997, Inducted: 1996)

- First inductee into the Colts Ring of Honor.
- Purchased the Los Angeles Rams in 1972 and traded the franchise to Carroll Rosenbloom for the Baltimore Colts in July of that year.
- Moved the Colts to Indianapolis on March 28, 1984.
- Under Irsay's ownership, the Colts reached the playoffs six times and claimed four division titles.
- Born on March 5, 1923, in Chicago.
- Passed away January 14, 1997.



BILL BROOKS
WR 6-0 188 Boston
(Colts: 1986-1992, Inducted: 1998)

- First player inducted into the Colts Ring of Honor.
- Caught 411 passes for 5,818 yards and 28 touchdowns during his time with the Colts.
- Was the team's top receiver in five of his seven seasons with the Colts.
- Tallied six straight seasons (1986-1991) with 50-plus receptions.
- Totaled 65 receptions for a career-high 1,131 yards and eight touchdowns his rookie season, which all remain Colts rookie records.
- Recorded an 84-yard touchdown reception, which stands as the second-longest rookie reception in franchise history.
- Worked in the Colts front office following the completion of his playing career.



TED MARCHIBRODA
Head Coach
(Colts: 1975-1979, 1992-1995, Inducted: 2000)

- First head coach inducted into the Colts Ring of Honor.
- Compiled a 71-67 (.514) record in nine years with the Colts.
- Clinched three AFC Eastern Division titles and four postseason appearances.
- Served as a radio color commentator for the Colts from 1999-2006.
- Born on March 15, 1931, in Franklin, Pa.



CHRIS HINTON
G 6-4 300 Northwestern
(Colts: 1983-1989, Inducted: 2001)

- Second player inducted into the Colts Ring of Honor.
- Started 93-of-94 games during his seven seasons with the Colts.
- Earned six of his seven Pro Bowl selections as a member of the Colts.
- Helped block for four 1,000-yard Colts rushers.
- Born on July 31, 1961, in Chicago.

INDIANAPOLIS COLTS RING OF HONOR (CONT)

COLTS HISTORY
 RECORDS
 COLTS IN THE COMMUNITY
 2014 SEASON IN REVIEW
 PLAYERS
 BUSINESS OPERATIONS
 FOOTBALL OPERATIONS
 COACHING STAFF
 ADMINISTRATION



JIM HARBAUGH
QB 6-3 215 Michigan
(Colts: 1994-1997, Inducted: 2005)

- Third player inducted into the Colts Ring of Honor.
- In 53 games (46 starts), completed 746-of-1,230 passes (60.7%) for 8,705 yards, 49 touchdowns and 26 interceptions for an 86.6 passer rating.
- Completed 61-of-119 passes for 688 yards, five touchdowns and three interceptions in four postseason games.
- Achieved career highs in touchdown passes (17), completion percentage (63.7) and passer rating (100.7) in 1995, which earned him Pro Bowl, Comeback Player of the Year and AFC Player of the Year honors.



12TH MAN
Fans
(Colts: 1953-Present, Inducted: 2007)

- The best and loudest fans in the NFL.
- Enter the 2015 campaign with 11-straight sellout seasons.



TONY DUNGY
Head Coach
(Colts: 2002-2008, Inducted: 2010)

- Second head coach inducted into the Colts Ring of Honor.
- Winningest coach in Colts history with an 85-27 (.759) record over his seven seasons with the team.
- Led the Colts to victory in Super Bowl XLI, the team's second Super Bowl in franchise history.
- Finished with 10-or-more wins and made the playoffs every year with the team.
- Captured five AFC South Division titles.
- Born on October 6, 1955, in Jackson, Mich.



MARVIN HARRISON
WR 6-0 185 Syracuse
(Colts: 1996-2008, Inducted: 2011)

- Fourth player inducted into the Colts Ring of Honor.
- Holds franchise career records for receptions (1,102), receiving yards (14,580), receiving touchdowns (128) and 100-yard receiving games (59).
- Also holds single-season club records for receptions (143 in 2002), receiving yards (1,722 in 2002), receiving touchdowns (15 in 2001 & 2004) and 100-yard receiving games (10 in 2002).
- Ranks third in NFL history in receptions, fifth in receiving touchdowns and seventh in receiving yards.
- Eight-time Pro Bowl and Associated Press All-Pro selection (1999-2006), two-time NFL receptions leader (2000, 2002) and receiving yards leader (1999, 2002).
- Member of the NFL All-Decade Team (2000-2009).
- Named AFC Offensive Player of the Month three times and AFC Offensive Player of the Week twice.

INDIANAPOLIS COLTS RING OF HONOR (CONT)

ADMINISTRATION
 COACHING STAFF
 FOOTBALL OPERATIONS
 BUSINESS OPERATIONS
 PLAYERS
 2014 SEASON IN REVIEW
COLTS HISTORY
 RECORDS
 COLTS IN THE COMMUNITY



EDGERRIN JAMES
RB 6-0 219 Miami (Fla.)
(Colts: 1999-2005,
Inducted: 2012)

- Fifth player inducted into the Colts Ring of Honor.
- Holds franchise career records in rushing attempts (2,188), rushing yards (9,226), 100-yard rushing games (49) and rushing touchdowns (64).
- Also set club records for rushing yards in a season (1,709 in 2000) and in a game (219 on 10/15/00).
- Totaled 369 rushing attempts for 1,553 yards, 13 touchdowns and 10 100-yard rushing games his rookie season, which all remain Colts rookie records.
- Four-time Pro Bowl (1999-2000, 2004-2005) selection.
- Member of the NFL All-Decade Team (2000-2009).
- Named NFL Rookie of the Month twice, AFC Offensive Player of the Month three times and AFC Offensive Player of the Week six times.



ERIC DICKERSON
RB 6-3 220
Southern Methodist
(Colts: 1987-1991,
Inducted: 2013)

- Sixth player inducted into the Colts Ring of Honor.
- Totaled 1,258 rushing attempts for 5,194 yards and 32 touchdowns while adding 138 receptions for 1,082 yards and three touchdowns during his career with the Colts.
- Posted three consecutive 1,000-yard rushing seasons in his first three years with the team.
- In 1988, won the NFL rushing title after recording 1,659 yards to go along with 14 touchdowns. Claimed four NFL rushing titles during his NFL career (1983-86, 1988).
- Set an NFL single-season record with 2,105 rushing yards in 1984.
- Earned three of his six career Pro Bowls (1987-89) and two of his five career All-Pro (1987-88) selections during his time with the Colts.
- Ranks second in Colts history in career 100-yard rushing games (24), fourth in rushing attempts and yards and eighth in rushing touchdowns.
- Is the NFL's seventh-leading rusher all-time and was inducted into the Pro Football Hall of Fame in 1999.



MARSHALL FAULK
RB 5-10 211
San Diego State
(Colts: 1994-1998,
Inducted: 2013)

- Seventh player inducted into the Colts Ring of Honor.
- During his five years with the Colts (1994-98), compiled 1,389 carries for 5,320 yards and 42 touchdowns while adding 297 catches for 2,804 yards and nine touchdowns.
- Totaled 8,124 scrimmage yards and 51 total touchdowns with the Colts.
- Posted four 1,000-yard rushing seasons (1994-95, 1997-98) with the Colts, including one season (1998) with over 2,000 scrimmage yards.
- Earned three of his seven career Pro Bowls (1994-95, 1998) and three of his six career All-Pro (1994-95, 1998) selections during his time with the Colts.
- Was named the NFL Offensive Rookie of the Year in 1994, was a three-time NFL Offensive Player of the Year (1999-2001) and was the NFL MVP in 2000.
- Ranks third in franchise history in career rushing attempts and yards and fourth in rushing touchdowns and 100-yard rushing performances (14).
- Is the first player in NFL history to gain 2,000 yards from scrimmage in four straight seasons (1998-2001) and the second to eclipse the 1,000-yard mark in both rushing and receiving in the same season (1999).
- Is the league's 10th-leading rusher all-time and was inducted into the Pro Football Hall of Fame in 2011.

COLTS POSTSEASON GAMES

NFL CHAMPIONSHIP – DEC. 28, 1958 YANKEE STADIUM

BALTIMORE 23, NEW YORK 17 – Attendance 64,185. Quarterback Johnny Unitas took the Colts 80 yards in 13 plays, the last a one-yard carry by Alan Ameche through the right side of the Giant line at 8:15 of “sudden-death” overtime. The regulation game ended 17-17 when Baltimore’s Steve Myhra boot a 20-yard field goal seconds from the gun. It has been called “The Greatest Game Ever Played” and the 64,185 who watched it at Yankee Stadium agree.

	1	2	3	4	OT	F
Baltimore	0	14	0	3	6	23
New York	3	0	7	7	0	17



The Colts and Giants battle in “The Greatest Game Ever Played.”

NFL CHAMPIONSHIP – DEC. 27, 1959 BALTIMORE MEMORIAL STADIUM

BALTIMORE 31, NEW YORK 16 – Attendance 57,545. The Giants led 9-7 after three periods by virtue of three field goals by Pat Summerall, but Baltimore’s crack defensive backfield took charge in the final quarter, three times making interceptions that resulted in scores. Colt quarterback Johnny Unitas scored one touchdown and passed for two before a home crowd of 57,545 in Memorial Stadium.

	1	2	3	4	F
New York	3	3	3	7	16
Baltimore	7	0	0	24	31

NFL CHAMPIONSHIP – DEC. 27, 1964 CLEVELAND STADIUM

CLEVELAND 27, BALTIMORE 0 – Attendance 79,544. Both teams drew blanks in the first half, but the Browns nailed down the World Championship with a 17-point third quarter. Quarterback Frank Ryan and fullback Jim Brown made the Cleveland attack click, as it rolled up 20 first downs to Baltimore’s 11 and outgained the Colts, 339 to 181 yards. Ryan completed 11-of- 18 passes for 206 yards and three touchdowns – all to end Gary Collins from distances of 18, 42 and 51 yards, while the brilliant Brown bulled for 114 yards on 27 shots as Cleveland controlled the ball.

	1	2	3	4	F
Baltimore	0	0	0	0	0
Cleveland	0	0	17	10	27

NFL WESTERN DIVISION PLAYOFF – DEC. 26, 1965 LAMBEAU FIELD

GREEN BAY 13, BALTIMORE 10 – Attendance 50,484. A courageous effort by the undermanned Colts was doomed by a pair of Don Chandler field goals – one with 1:58 remaining from 22 yards to tie the score and a second of 25 yards to conclude 13:39 of “sudden-death” action. The Colts had jumped ahead 7-0, after 21 seconds of play when Don Shinnick scooped up Bill Anderson’s fumble and trudged 25 yards to the end zone. They protected their edge tenaciously until the finish as Tom Matte went the route at quarterback, rushing for 57 yards and passing for 40. Zeke Bratkowski, subbing for the injured Bart Starr, completed 22-of-39 aeriels for 248 yards. The Packers ran 81 plays to the Colts’ 59 and led in first downs, 23-9.

	1	2	3	4	OT	F
Baltimore	7	3	0	0	0	10
Green Bay	0	0	7	3	3	13

NFL PLAYOFF – DEC. 22, 1968 BALTIMORE MEMORIAL STADIUM

BALTIMORE 24, MINNESOTA 14 – Attendance 60,238. It was a cold, rainy day when the Colts won the Western Conference Championship. The Vikings provided some uncomfortable moments after the Colts obtained a big lead. It was not until late in the first half that the Colts were able to nab a 7-0 lead on Earl Morrall’s pass to Tom Mitchell after Willie Richardson’s diving catch of a 33-yard aerial put the ball at the three. John Mackey’s touchdown reception and Mike Curtis’ 60-yard return of a fumble made it 21-0 after three quarters. Viking quarterback Joe Kapp fired touchdown passes to Bill Martin and Bill Brown before time expired.

	1	2	3	4	F
Minnesota	0	0	0	14	14
Baltimore	0	7	14	3	24

NFL CHAMPIONSHIP – DEC. 29, 1968 CLEVELAND STADIUM

BALTIMORE 34, CLEVELAND 0 – Attendance 80,628. After a scoreless first period, Baltimore’s Tom Matte scored two of his record-tying three touchdowns in a 17-point Colts’ second quarter. Meanwhile, the capacity crowd of 80,628 saw the Browns held scoreless for only the second time in the club’s history as the Colts registered their fourth shutout of the season.

	1	2	3	4	F
Baltimore	0	17	7	10	34
Cleveland	0	0	0	0	0



RB-Tom Matte

ADMINISTRATION

COACHING STAFF

FOOTBALL OPERATIONS

BUSINESS OPERATIONS

PLAYERS

2014 SEASON IN REVIEW

COLTS HISTORY

RECORDS

COLTS IN THE COMMUNITY



SUPER BOWL III – JAN. 12, 1969

MIAMI ORANGE BOWL

NEW YORK JETS 16, BALTIMORE 7 – Attendance 75,337. Jets' quarterback Joe Namath "guaranteed" victory before the game, then led the AFL to its first Super Bowl victory over a Baltimore team that had lost one-of-16 games all season. Namath completed 17-of-28 passes for 206 yards and directed a steady attack that dominated the NFL champions after the Jets defense had intercepted Colts quarterback Earl Morrall three times in the first half. The Jets had 337 total yards, including 121 yards rushing by Matt Snell. Johnny Unitas, who had missed most of the season with a sore elbow, came off the bench and led Baltimore to its only touchdown late in the fourth quarter after New York led, 16-0.

	1	2	3	4	F
New York (AFL)	0	7	6	3	16
Baltimore (NFL)	0	0	0	7	7

AFC PLAYOFF – DEC. 26, 1970

BALTIMORE MEMORIAL STADIUM

BALTIMORE 17, CINCINNATI 0 – Attendance 51,127. Johnny Unitas connected with touchdown passes to Roy Jefferson and Ed Hinton and led the Colts into the AFC title game by defeating Cincinnati. The Baltimore defense came through on a cold, windy day and limited Cincinnati to 63 yards rushing and 76 yards passing. Norm Bulaich picked up 116 yards on 25 carries. Jim O'Brien connected with a 44-yard field goal and missed one from the same distance. A 49-yard field goal try by Horst Muhlmann was blocked by Ray May. Mike Curtis made the game's only interception, picking off one of Virgil Carter's fourth quarter passes, to set up an eventual final Colts score.

	1	2	3	4	F
Cincinnati	0	0	0	0	0
Baltimore	7	3	0	7	17

AFC CHAMPIONSHIP – JAN. 3, 1971

BALTIMORE MEMORIAL STADIUM

BALTIMORE 27, OAKLAND 17 – Attendance 56,368. Johnny Unitas' passing and play calling, and the running of rookie Norm Bulaich powered the Colts to the AFC Championship. Bulaich scored twice and Unitas picked up 245 yards on 11 completions, with his key one coming in the fourth quarter on a 68-yard touchdown reception by Ray Perkins out of a formation with four wide receivers. George Blanda threw touchdown passes to Fred Biletnikoff and Warren Wells but was intercepted three times. Ed Hinton caught five passes for 115 yards.

	1	2	3	4	F
Oakland	0	3	7	7	17
Baltimore	3	7	10	7	27



Jim O'Brien splits the uprights with five seconds remaining to seal the Colts first Super Bowl victory.

SUPER BOWL V – JAN. 17, 1971

MIAMI ORANGE BOWL

BALTIMORE 16, DALLAS 13 – Attendance 79,204. Colts rookie Jim O'Brien climaxed one of the zaniest professional football games ever played by lofting a 32-yard field goal through the uprights with five seconds left to give Baltimore a 16-13 Super Bowl win. The brutal defensive struggle resulted in 11 turnovers, which prevented a fluid, artistic performance but contributed to the drama of the contest. Dallas nearly put the game away early in the third period when, leading 13-6, the Cowboys recovered Jim Duncan's fumble on the second half kickoff and zipped to the Colts' two. Duane Thomas, however, fumbled on the next play. Rick Volk provided Baltimore with the opportunity to tie halfway through the fourth period when he intercepted Craig Morton on the Dallas 33 and returned it to the three. Tom Nowatzke scored and it was 13-13. Mike Curtis intercepted another Morton pass on the Dallas 41 in the final minute and ran it back to the 28. The Colts stopped the clock with nine seconds left and O'Brien made history. Morton's desperation pass on the final play of the game was intercepted by Jerry Logan.

	1	2	3	4	F
Baltimore (AFC)	0	6	0	10	16
Dallas (NFC)	3	10	0	0	13

AFC PLAYOFF – DEC. 26, 1971

CLEVELAND STADIUM

BALTIMORE 20, CLEVELAND 3 – Attendance 74,082. Don Nottingham, playing for the injured Norm Bulaich, scored two touchdowns and rushed for 92 yards, while Baltimore's strong defense dominated play in a 20-3 victory over the Browns. Jim O'Brien added two field goals for the Colts and Don Cockroft, who had two kicks blocked by Bubba Smith, produced Cleveland's only points. Rick Volk intercepted two of Bill Nelsen's passes and Charlie Stukes picked off a third. Johnny Unitas blended the strong running of Nottingham with passes to his favorite target, tight end Tom Mitchell, who caught five for 73 yards.

	1	2	3	4	F
Baltimore	0	14	3	3	20
Cleveland	0	0	3	0	3

AFC CHAMPIONSHIP – JAN. 2, 1972

MIAMI ORANGE BOWL

MIAMI 21, BALTIMORE 0 – Attendance 75,629. The Colts, despite playing without starting running backs Norm Bulaich and Tom Matte, compiled 302 yards to Miami's 286, but were damaged by the Dolphins' big plays – Bob Griese's 75-yard touchdown pass to Paul Warfield in the first period and Dick Anderson's 62-yard interception return for a touchdown in the third quarter. Larry Csonka carried five yards for a fourth quarter touchdown for Miami. Johnny Unitas completed 20-of-36 passes for 224 yards, but the Colts were shutout for the first time since Dec. 5, 1965.

	1	2	3	4	F
Baltimore	0	0	0	0	0
Miami	7	0	7	7	21

AFC PLAYOFF – DEC. 27, 1975

THREE RIVERS STADIUM

PITTSBURGH 28, BALTIMORE 10 – Attendance 49,053. The Colts kept the game close with the defending Super Bowl champions until the final period, even without the services of



starting quarterback Bert Jones. Jones sustained a severe bruise to his throwing arm on the first offensive series and was unable to return until the fourth quarter. Backup Marty Domres generated a second quarter score with a five-yard touchdown toss to Glenn Doughty. The Colts trailed 14-10 after three quarters before Pittsburgh's Terry Bradshaw scored on a two-yard run midway through the final period. Andy Russell iced the victory in the final two minutes when he returned a Jones fumble 93 yards.

	1	2	3	4	F
Baltimore	0	7	3	0	10
Pittsburgh	7	0	7	14	28

AFC PLAYOFF – DEC. 19, 1976 BALTIMORE MEMORIAL STADIUM

PITTSBURGH 40, BALTIMORE 14 – Attendance 60,020. The Colts were playing "catch-up" ball all afternoon as the Steelers struck early and often. On the third play of the game, Pittsburgh stunned the Colts defense with a 76-yard touchdown bomb from Terry Bradshaw to Frank Lewis. Baltimore countered with a first quarter Bert Jones touchdown pass to Roger Carr covering 17 yards, but it would be the Colts' only score until the final period. A 60-yard kickoff return by Theo Bell and a 50-yard Franco Harris run were key plays in building the Steelers' 26-7 halftime lead. The Pittsburgh offense amassed 526 total yards as Bradshaw threw for 264 and Harris picked up 132 on the ground.

	1	2	3	4	F
Pittsburgh	9	17	0	14	40
Baltimore	7	0	0	7	14

AFC PLAYOFF – DEC. 24, 1977 BALTIMORE MEMORIAL STADIUM

OAKLAND 37, BALTIMORE 31 – Attendance 60,763. In one of the longest football games ever played, the Colts and Raiders needed six quarters to decide their AFC playoff game. An Errol Mann 22-yard field goal with only 26 seconds left in regulation tied the game at 31. After a scoreless fifth quarter, Oakland ended the game when Ken Stabler hit Dave Casper for a 10-yard score. The lead changed hands nine times throughout the game. The Colts had some outstanding individual efforts in all facets of the game. Ron Lee came off the bench to rush for 46 yards and two touchdowns on 11 carries. Bruce Laird intercepted two passes and returned one 61 yards for a touchdown. Marshall Johnson raced 87 yards with a kickoff for a score.

	1	2	3	4	OT	OT	F
Oakland	7	0	14	10	0	6	37
Baltimore	0	10	7	14	0	0	31

AFC PLAYOFF – JAN. 9, 1988 CLEVELAND STADIUM

CLEVELAND 38, INDIANAPOLIS 21 – Attendance 79,838. In the franchise's first playoff game in Indianapolis, the Colts and Browns traded first half touchdowns before Cleveland seized control with 17 unanswered second-half points on the way to a 38-21 win. Cleveland held a slight edge (404-315) in net yards and held running back Eric Dickerson to 50 yards on 15 rushes. Bernie Kosar was 20-of-31 for 229 yards and three scores, while Jack Trudeau hit 21-of-33 tosses for 251 yards and two touchdowns.

	1	2	3	4	F
Indianapolis	7	7	0	7	21
Cleveland	7	7	7	17	38

AFC WILDCARD – DEC. 31, 1995 SAN DIEGO JACK MURPHY STADIUM

INDIANAPOLIS 35, SAN DIEGO 20 – Attendance 61,182. The Colts posted their first playoff win since 1971 as Jim Harbaugh tossed two scoring passes and ran for a touchdown, while rookie Zack Crockett set a club playoff rushing mark with 147 yards on 13 carries. The Colts made the sixth lead change of the game stand when Harbaugh hit Sean Dawkins on a 42-yard touchdown pass late in the third quarter. Crockett, who tallied a 33-yard touchdown first-half rush, burst for a 66-yard touchdown dash in the final quarter to decide the outcome. The Colts intercepted Stan Humphries four times. Crockett was one-of-12 Colts not born when the team last won a playoff game.

	1	2	3	4	F
Indianapolis	0	14	7	14	35
San Diego	3	7	7	3	20

AFC PLAYOFF – JAN. 7, 1996 ARROWHEAD STADIUM

INDIANAPOLIS 10, KANSAS CITY 7 – Attendance 77,594. The Colts topped the AFC top-seeded Chiefs, 10-7, when Lin Elliott's 42-yard field goal was wide left with :37 remaining. Jim Harbaugh guided the club on a marathon 18-play, 77-yard second-quarter march to tie the contest with a five-yard touchdown toss to Floyd Turner. The Colts pirated three Kansas City passes, one by Ashley Ambrose that set up a 30-yard Cary Blanchard third quarter field goal. Fourth-quarter interceptions by Quentin Coryatt and Eugene Daniel helped spoil the Chiefs' 8-0 home mark. The game was played in 11-degree weather with a wind chill of -9 degrees. The win tied Ted Marchibroda with Don Shula as the winningest head coach in club history.

	1	2	3	4	F
Indianapolis	0	7	3	0	10
Kansas City	7	0	0	0	7

AFC CHAMPIONSHIP - JAN. 14, 1996 THREE RIVERS STADIUM

PITTSBURGH 20, INDIANAPOLIS 16 – Attendance 61,062. In one of the most compelling AFC Championship Games, the Colts title bid ended when a Jim Harbaugh desperation end zone pass at the gun eluded the grasp of Aaron Bailey. The game stood 13-9 in Pittsburgh's favor in the final quarter when Harbaugh hit Floyd Turner on a 47-yard touchdown strike with 8:46 to go. Unable to run out the clock, the Colts punted to Pittsburgh with 3:03 remaining. Neil O'Donnell teamed with Ernie Mills on a 37-yard pass to the Colts one, where Bam Morris tallied with 1:34 left. Harbaugh marched the Colts from their 15 to the Steelers 29 with :05 left before his final pass fell incomplete.

	1	2	3	4	F
Indianapolis	3	3	3	7	16
Pittsburgh	3	7	3	7	20

AFC WILDCARD – DEC. 29, 1996 THREE RIVERS STADIUM

PITTSBURGH 42, INDIANAPOLIS 14 – Attendance 58,078. Pittsburgh rushed for 231 yards and five touchdowns to eliminate the Colts from the playoffs, 42-14. Eugene Daniel's 59-yard interception return for a touchdown and Aaron Bailey's nine-yard touchdown reception from Jim Harbaugh (12-32-134, 1 TD/INT) gave the Colts a 14-13 halftime lead. Pittsburgh exploited Indianapolis on the ground, rolling to a 190-yard advantage. The game turned in the third quarter with a 91-yard touchdown drive by Pittsburgh. The Steelers tallied 21 points in the final quarter. It was the first time the Colts made the playoffs in consecutive seasons since 1975-77.



	1	2	3	4	F
Indianapolis	0	14	0	0	14
Pittsburgh	10	3	8	21	42

AFC DIVISIONAL – JAN. 16, 2000 RCA DOME

TENNESSEE 19, INDIANAPOLIS 16 – Attendance 57,097. A 9-6 field goal struggle through 30 minutes turned to Tennessee's advantage early in the third period on Eddie George's (26-162, 1 TD) 68-yard touchdown rush. The Titans pushed the count to 19-9 on four Al Del Greco field goals, while the Colts were held in check on offense. Peyton Manning (19-43-227) scored on a 15-yard touchdown rush with 1:51 left, but the Colts could threaten no further. The Colts were out-rushed 197-78, and Manning was under pass rush pressure throughout the game. This was the club's first playoff game as hosts since 1977.

	1	2	3	4	F
Tennessee	0	6	7	6	19
Indianapolis	3	6	0	7	16

AFC WILDCARD – DEC. 30, 2000 PRO PLAYER STADIUM

MIAMI 23, INDIANAPOLIS 17 – Attendance 73,193. Indianapolis surrendered a 14-0 lead in dropping a 23-17 overtime decision at Miami. Mike Vanderjagt hit field goals of 32, 26 and 50 yards, but missed from 49 yards 5:44 into overtime. Peyton Manning was 17-32-194, 1 TD and Edgerrin James was 21-107 rushing, but the Colts defense yielded 258 rushing yards. Lamar Smith's (40-209, 2 TDs) 17-yard touchdown rush 11:26 into overtime decided the contest.

	1	2	3	4	OT	F
Indianapolis	3	11	0	3	0	17
Miami	0	0	7	10	6	23

AFC WILDCARD – JAN. 4, 2003 GIANTS STADIUM

NEW YORK JETS 41, INDIANAPOLIS 0 – Attendance 78,524. The Jets bolted to a 24-0 halftime lead and added 17 second half points to post a 41-0 win. Chad Pennington (19-25-222, 3 TDs) hit three scoring passes, while LaMont Jordan was 20-102, 2 TDs. Peyton Manning was 14-31-137, 2 INTs, while the Colts rushed 14-52. Marvin Harrison was 4-47 receiving.

	1	2	3	4	F
Indianapolis	0	0	0	0	0
New York	7	17	10	7	41

AFC WILDCARD – JAN. 4, 2004 RCA DOME

INDIANAPOLIS 41, DENVER 10 – Attendance 56,586. The Colts scored on their first seven possessions behind Peyton Manning (22-26-377, 5 TDs) to post the franchise's first home playoff win since 1971. Manning set the club playoff record for touchdown passes. He teamed with Marvin Harrison (46t, 23t) and Brandon Stokley (31t, 87t) on scoring plays. The Colts scored 31 first half points to spur the win.

	1	2	3	4	F
Denver	3	0	0	7	10
Indianapolis	14	17	10	0	41

AFC DIVISIONAL – JAN. 11, 2004 ARROWHEAD STADIUM

INDIANAPOLIS 38, KANSAS CITY 31 – Attendance 79,159. Indianapolis scored on six-of-eight possessions to defeat Kansas City. Peyton Manning was 22-30-304, 3 TDs, while Edgerrin James was 26-125, 2 TDs rushing (11t, 1t). The Colts led throughout the contest, amassing 31 of their points in the first three quarters. Indianapolis netted 434 yards and did not punt for the second consecutive playoff game. Marvin Harrison (6-98), Reggie Wayne (6-83, 1 TD; 19t) and Brandon Stokley (4-57, 1 TD; 29t) had big days. Priest Holmes rushed 24 times for 176 yards and two rushing touchdowns for the Chiefs.

	1	2	3	4	F
Indianapolis	14	7	10	7	38
Kansas City	3	7	14	7	31

AFC CHAMPIONSHIP – JAN. 18, 2004 GILLETTE STADIUM

NEW ENGLAND 24, INDIANAPOLIS 14 – Attendance 68,436. New England opened up a 15-0 halftime lead in topping the Colts in the conference title bout. Adam Vinatieri booted field goals of 31, 25, 27, 21 and 34 yards to help provide the difference. Edgerrin James' two-yard touchdown rush in the third quarter brought the Colts within eight points. Indianapolis scored on a seven-yard Marcus Pollard reception with 2:27 left, but one final Colts possession failed. New England sacked Peyton Manning four times and intercepted four passes in a contest played in snowy conditions and 32-degree weather.

	1	2	3	4	F
Indianapolis	0	0	7	7	14
New England	7	8	6	3	24

AFC WILDCARD – JAN. 9, 2005 RCA DOME

INDIANAPOLIS 49, DENVER 24 – Attendance 56,609. The Colts took a 35-3 halftime lead in beating Denver, 49-24. Peyton Manning (27-33-458, 4 TDs/1 INT.), passed for 361 yards and three scores in the first half, while Reggie Wayne (10-221, 2 TDs; 35t, 43t) set the club's single-game playoff mark for reception yards. Indianapolis produced 396 of its 530 net yards in the opening half. Manning and Edgerrin James (18-63, 1 TD) had two of the club's three rushing touchdowns. The Colts 49 points established a club playoff record.

	1	2	3	4	F
Denver	0	3	14	7	24
Indianapolis	14	21	0	14	49

AFC DIVISIONAL – JAN. 16, 2005 GILLETTE STADIUM

NEW ENGLAND 20, INDIANAPOLIS 3 – Attendance 68,756. Controlling the ball for 37:43 of the contest, including 21 of the game's final 30 minutes, New England posted a 20-3 victory over the Colts. The Patriots gained a 6-3 halftime lead as Adam Vinatieri (24, 31) and Mike Vanderjagt (23) had second quarter field goals. Tom Brady (18-27-144, 1 TD) later guided 87- and 94-yard touchdown drives, aided by Corey Dillon (23-144). The Patriots defense forced three turnovers and limited the Colts to 46 rushing yards. Peyton Manning was 27-42-238, 1 INT., but New England amassed 210 rushing yards.

	1	2	3	4	F
Indianapolis	0	3	0	0	3
New England	0	6	7	7	20


AFC DIVISIONAL— JAN. 15, 2006
RCA DOME

PITTSBURGH 21, INDIANAPOLIS 18 — Attendance 57,449. Pittsburgh assumed a 7-0 lead on its first possession and grew the lead to 21-3 entering the fourth quarter, then withstood a late Colts charge to win 21-18. Indianapolis overcame a sluggish start to have a final chance to force overtime as Peyton Manning (22-38-290, 1 TD) marched the Colts back into contention. Manning hit Dallas Clark on a 50-yard touchdown pass early in the final period, then Edgerrin James tallied on a three-yard touchdown rush with 4:24 left to mount the charge. Nick Harper returned a late fumble 35 yards to give the Colts one final chance. The club moved to the Pittsburgh 28, but Mike Vanderjagt was wide right with a 46-yard field goal with :17 remaining.

	1	2	3	4	F
Pittsburgh	14	0	7	0	21
Indianapolis	0	3	0	15	18

AFC WILDCARD — JAN. 6, 2007
RCA DOME

INDIANAPOLIS 23, KANSAS CITY 8 — Attendance 57,215. Indianapolis scored the initial 16 points and held Kansas City without a first down for the game's opening 42 minutes in posting a 23-8 win. Adam Vinatieri (48, 19, 50) hit three field goals and Joseph Addai (25-122, 1 TD) tallied on a six-yard touchdown burst before Peyton Manning (30-38-268, 1 TD/3 INTs.) hit Reggie Wayne on a five-yard touchdown strike early in the fourth quarter. Indianapolis produced four sacks and three takeaways, while allowing 44 yards on 17 rushes. Indianapolis out-gained Kansas City, 435-126, including 188-44 on the ground, marking the fewest net yards and rushing yards allowed in club playoff history.

	1	2	3	4	F
Kansas City	0	0	8	0	8
Indianapolis	6	3	7	7	23

AFC DIVISIONAL — JAN. 13, 2007
M&T BANK STADIUM

INDIANAPOLIS 15, BALTIMORE 6 — Attendance 71,162. Adam Vinatieri's five field goals (23, 42, 51, 38, 35) helped produce a 15-6 win at Baltimore. The Colts scored seven minutes into the game and moved to a 9-3 halftime lead in a contest they never trailed. Vinatieri's final field goal with :23 remaining sealed the win, set a club playoff record and tied the league mark he already shared with six other kickers. Peyton Manning was 15-30-170, 2 INTs. Indianapolis had 100 rushing yards, while the Ravens amassed 83. A resilient Colts defense produced two sacks and four takeaways.

	1	2	3	4	F
Indianapolis	6	3	3	3	15
Baltimore	0	3	0	3	6

AFC CHAMPIONSHIP — JAN. 21, 2007
RCA DOME

INDIANAPOLIS 38, NEW ENGLAND 34 — Attendance 57,433. Erasing an 18-point deficit with a 32-point second half flurry, the Colts captured the AFC Championship, 38-34, over New England. Peyton Manning (27-47-349, 1 TD/INT.) scored on a one-yard touchdown rush, tossed a one-yard touchdown pass and guided the club to 17 fourth quarter points. Indianapolis had 455 net yards, with second half scoring drives of 76, 76, 67, 59 and 80 yards. Joseph Addai's three-yard touchdown rush with 1:00 left was the winning score. Adam Vinatieri hit field goals of 42, 26 and 36 yards, while Jeff Saturday (fumble recovery) and Dan Klecko (one-yard touchdown reception)

scored touchdowns. New England bolted to a 21-3 lead before the Colts produced the largest championship game comeback in NFL Super Bowl-era history. Indianapolis knotted the contest at 21-21, 28-28 and 31-31 during the comeback.

	1	2	3	4	F
New England	7	14	7	6	34
Indianapolis	3	3	15	17	38

SUPER BOWL XLI — FEB. 4, 2007
DOLPHIN STADIUM

INDIANAPOLIS 29, CHICAGO 17 — Attendance 74,512. The Colts earned a fourth World Championship in besting Chicago in Super Bowl XLI, 29-17. The Colts overcame a 14-6 second quarter deficit. Led by Peyton Manning (25-38-247, 1 TD/INT.), a rushing attack that produced 191 yards and a defense that surrendered only 11 first downs and 265 net yards while helping produce five turnovers, the Colts out-scored the Bears 23-3 over the game's final 41 minutes. Manning hit Reggie Wayne (2-61, 1 TD; 53t) for the club's first score. Dominic Rhodes tallied on a one-yard touchdown rush in the second quarter, and Indianapolis did not relinquish the lead. Adam Vinatieri added field goals of 29, 24 and 20 yards, then Kelvin Hayden's 56-yard touchdown interception return early in the fourth quarter provided the final points. Manning earned Most Valuable Player honors, becoming the first Colts Super Bowl MVP. Addai (10-66) set a Super Bowl reception mark for a running back.

	1	2	3	4	F
Indianapolis	6	10	6	7	29
Chicago	14	0	3	0	17

AFC DIVISIONAL— JAN. 13, 2008
RCA DOME

SAN DIEGO 28, INDIANAPOLIS 24 — Attendance 56,950. In a contest featuring six lead changes, San Diego took a 28-24 Divisional Playoff victory over Indianapolis. The Chargers were directed by Philip Rivers (14-19-264, 3 TDs/1 INT) for the first three quarters and by Billy Volek (3-4-48/3-(-1), 1 TD rushing) for the final quarter. Volek's score proved to be the decisive tally. Peyton Manning was 33-48-402, 3 TDs/2 INTs, teaming on scoring plays with Reggie Wayne (7-76, 1 TD; 9t), Anthony Gonzalez (4-79, 1 TD; 55t) and Dallas Clark (6-95, 1 TD; 25t). Indianapolis suffered turnovers at the San Diego 22-, 11- and two-yard lines, and failed to convert a possession inside the 10 in the final three minutes.

	1	2	3	4	F
San Diego	0	7	14	7	28
Indianapolis	7	3	7	7	24

AFC WILDCARD — JAN. 3, 2009
QUALCOMM STADIUM

SAN DIEGO 23, INDIANAPOLIS 17 — Attendance 68,082. San Diego tied the contest on a 26-yard field goal in the final minute of regulation, then scored on an overtime-opening possession to top Indianapolis, 23-17. Darren Sproles produced 328 total yards (23-105, 2 TDs rushing; 9t, 22t/5-45 receiving/4-106 KOR/3-72 PR), and his second rushing touchdown settled the outcome. Peyton Manning was 25-42-310, 1 TD, combining with Dallas Clark (7-33), Anthony Gonzalez (6-97) and Reggie Wayne (4-129, 1 TD; 72t) to help keep the Colts in the hunt. Mike Scifres was 6-52.7, (six inside the 20) for the Chargers. Two first-half boots pinned the Colts deep and resulted in short touchdown drives. His final kick to the Colts one in the last three minutes set the stage for the tying score. Manning joined quarterbacks Brett Favre, Dan Marino, John Elway and Joe Montana as the only players with 40,000-plus regular-season and 4,000-plus playoff passing yards.



	1	2	3	4	OT	F
Indianapolis	7	3	7	0	0	17
San Diego	0	14	0	3	6	23

AFC DIVISIONAL – JAN. 16, 2010 LUCAS OIL STADIUM

INDIANAPOLIS 20, BALTIMORE 3 – Attendance 67,535. Breaking a 3-3 tie with 14 points in the final two minutes of the second quarter, Indianapolis produced a 20-3 victory over Baltimore. The Colts and Ravens traded field goals on their first possessions in a game where touchdowns were a premium. Peyton Manning was 30-44-246, 2 TDs/1 INT., teaming with Austin Collie (4-52, 1 TD; 10f) and Reggie Wayne (8-63, 1 TD; 3f) for the scores that gave the Colts a cushion. Collie's score broke the tie, while Wayne's scoring reception came with :03 left in the first half as the Colts built a 17-3 lead. Matt Stover opened the game with a 44-yard field goal, and his 33-yard boot early in the fourth quarter provided the final points. Indianapolis forced four takeaways in the second half to earn the win. Reggie Wayne became the 11th player with 1,000-plus playoff reception yards. Indianapolis limited the potent Baltimore rushing attack to 87 yards. The attendance of 67,535 set a franchise record.

	1	2	3	4	F
Baltimore	3	0	0	0	3
Indianapolis	3	14	0	3	20

AFC CHAMPIONSHIP – JAN. 24, 2010 LUCAS OIL STADIUM

INDIANAPOLIS 30, NEW YORK JETS 17 – Attendance 67,650. Erasing an 11-point second quarter deficit by scoring the game's final 24 points, Indianapolis earned a 30-17 victory over the New York Jets in the AFC Championship Game. The Jets bolted to a 17-6 lead, but the Colts cut it to 17-13 just prior to the half. Then Indianapolis tallied 17 second half points to produce the victory. Peyton Manning was 26-39-377, 3 TDs, teaming with Pierre Garcon (11-151, 1 TD; 4f) and Austin Collie (7-123, 1 TD; 16f) on the majority of his completions. Dallas Clark (4-35, 1 TD) tallied on a 15-yard touchdown pass midway through the fourth quarter to give the club a 10-point lead, and the final of three Matt Stover fields goals (25, 19, 21) with 2:29 to play marked the game's final points. Manning produced his seventh career 300-plus playoff game. This marked the fourth time the club had two 100-plus receivers in a playoff game. Jim Caldwell became the fifth rookie head coach to reach the Super Bowl. The attendance of 67,650 set a franchise record. The Colts qualified for their fourth Super Bowl (III, V, XLI, XLIV), with all four of those contests played in Miami.

	1	2	3	4	F
New York	0	17	0	0	17
Indianapolis	0	13	7	10	30

SUPER BOWL XLIV – FEB. 7, 2010 SUN LIFE STADIUM

NEW ORLEANS 31, INDIANAPOLIS 17 – Attendance 74,059. Scoring the first 10 points of the game and with a chance to tie matters in the waning minutes, Indianapolis fell to New Orleans in Super Bowl XLIV, 31-17, at Sun Life Stadium in Miami Gardens, Fla. The Colts bolted to a 10-0 first quarter advantage on 53- and 96-yard scoring drives, the second one ending on a 19-yard touchdown pass from Peyton Manning (31-45-333, 1 TD/INT.) to Pierre Garcon (5-66, 1 TD). New Orleans cut the halftime deficit with two second quarter field goals by Garrett Hartley (46, 44, 47), with the 44-yarder coming at the gun. After recovering a second half-opening outside kick, Drew Brees (32-39-288, 2 TDs) hit Pierre Thomas on a 16-yard touchdown

pass for a 13-10 Saints lead. Joseph Addai (13-77, 1 TD) tallied on a four-yard touchdown rush as the Colts took a 17-13 lead midway through the third quarter. Hartley's third boot later in the quarter cut the margin to 17-16. Brees hit Jeremy Shockey on a two-yard touchdown pass, and his two-point pass to Lance Moore with 5:42 left in the game gave New Orleans a 24-17 lead. A final Colts chance to square the title contest ended with Tracy Porter's 74-yard interception return for a touchdown with 3:12 left. Manning recorded his eighth career 300-plus postseason game. Super Bowl XLIV generated an average of 106.5 million viewers to become the most watched program in United States history. The contest was seen in-all-or-part by an estimated 153.4 million viewers.

	1	2	3	4	F
New Orleans	0	6	10	15	31
Indianapolis	10	0	7	0	17

AFC WILDCARD – JAN. 8, 2011 LUCAS OIL STADIUM

NEW YORK JETS 17, INDIANAPOLIS 16 – Attendance 65,332. A low-scoring, see-saw battle was settled at the final gun as Nick Folk booted a 32-yard field goal as the New York Jets topped the Colts, 17-16. Indianapolis earned 7-0, 10-7 and 16-14 leads, with the final one coming with :53 remaining on Adam Vinatieri's 50-yard field goal. Peyton Manning was 18-26-225 passing, finding Pierre Garcon (5-112, 1 TD; 57f) for the first score. LaDainian Tomlinson (16-82, 2 TDs) had two second-half one-yard touchdown rushes, tying the contest, then giving New York a 14-10 lead with 9:59 left. Vinatieri hit two other field goals (47, 32) and cut the deficit to 14-13 with 4:37 to go. The Jets rushed 38-169, while the Colts were 27-93.

	1	2	3	4	F
New York	0	0	7	10	17
Indianapolis	0	7	3	6	16

AFC WILDCARD – JAN. 6, 2013 M&T BANK STADIUM

BALTIMORE 24, INDIANAPOLIS 9 – Attendance 71,379. The Colts fell to the Baltimore Ravens by a 24-9 margin in an AFC Wild Card Playoff meeting at M&T Bank Stadium. Andrew Luck completed 28-of-54 passes for 288 yards and became the first quarterback selected No. 1 overall to start a postseason game as a rookie. Luck compiled the second-most passing yards by a rookie quarterback in a playoff game and set an NFL record for passing attempts (54) by a rookie in a single postseason game. Reggie Wayne led the team in receiving with nine catches for 114 yards. With nine catches, he improved to second all-time in postseason career receptions (92) and fourth in postseason career receiving yards (1,242). The Colts kept the game close at halftime as two Adam Vinatieri field goals cut Baltimore's lead to 10-6. Big plays held the Ravens momentum in the second half, however, as Dennis Pitta and Anquan Boldin each recorded touchdown receptions for 20 and 18 yards, respectively. Boldin led both teams in receiving with 145 yards while Bernard Pierce logged 103 rushing yards. Defensively for the Colts, Robert Mathis notched sack number 4.5 in his postseason career, while contributing with seven tackles.


	1	2	3	4	F
Indianapolis	0	6	3	0	9
Baltimore	0	10	7	7	24



AFC WILDCARD – JAN. 4, 2014 LUCAS OIL STADIUM

INDIANAPOLIS 45, KANSAS CITY 44 – Attendance 63,551. After falling behind by 28 points in the second half of play, the Colts recorded the second-largest comeback in NFL postseason history, completing a 45-44 victory against Kansas City in a Wild Card meeting. The two teams combined for 1,049 net yards, which set a new NFL postseason mark while the 536 net yards from the Colts set a franchise postseason record. Quarterback Andrew Luck threw for 443 yards and four touchdowns in the win. Down 28 points, Luck rallied Indianapolis to three touchdowns in a nine-minute span in the third quarter to bring the team within 10 points of the Chiefs lead. Luck then recovered a fumble for a five-yard touchdown prior to finding wide receiver T.Y. Hilton for the 64-yard game-winning touchdown with 4:21 remaining in the fourth quarter. Luck's passing yardage and touchdown total both rank as the second-highest marks in franchise postseason history. Wide receiver T.Y. Hilton tallied a career-day with 13 catches for 224 yards and two touchdowns. His 13 catches tied for the second-most in an NFL postseason game and his 224 yards ranked as the third-most in league postseason annals. Running back Donald Brown contributed with a rushing and receiving touchdown and became the first Colts player with a rushing and receiving score in a playoff game in the Super Bowl era. Defensively, Robert Mathis contributed with a sack-forced fumble to go along with three tackles.

	1	2	3	4	F
Kansas City	10	21	10	3	44
Indianapolis	7	3	21	14	45



Quarterback Andrew Luck led the Colts to the second-largest comeback in NFL postseason history with a Wild Card victory against Kansas City.

AFC DIVISIONAL – JAN. 11, 2014 GILLETTE STADIUM

NEW ENGLAND 43, INDIANAPOLIS 22 – Attendance 68,756. Indianapolis' 2013 season came to a close after the Colts fell to the New England Patriots in an AFC Divisional Playoff meeting, 43-22. The Patriots jumped out to an early 14-0 lead after LeGarrette Blount found the end zone on back-to-back drives. Blount led both teams in rushing with 166 yards and four touchdowns. The Colts found the scoreboard in the first quarter when wide receiver LaVon Brazill hauled in his first of two touchdowns from quarterback Andrew Luck. Following Blount's third score of the game in the second quarter, Indianapolis tallied eight unanswered points on two Adam Vinatieri field goals and a safety. The 21-15 deficit was as close as the Colts would get as Patriots running back Stevan Ridley tallied two rushing touchdowns and Blount added his fourth score of the contest in the second half en route to a 21-point victory. Luck completed 20-of-41 passes for 331 yards, two touchdowns and four interceptions for a 53.0 passer rating. Wide receiver T.Y. Hilton led the team in receiving with four catches for 103 yards and Brazill finished with two receptions for 73 yards and two touchdowns.

	1	2	3	4	F
Indianapolis	7	5	10	0	22
New England	14	7	8	14	43

AFC WILDCARD – JAN. 4, 2015 LUCAS OIL STADIUM

INDIANAPOLIS 26, CINCINNATI 10 – Attendance 63,385. The Colts advanced to the AFC Divisional Playoff round with a 26-10 victory over the Cincinnati Bengals at Lucas Oil Stadium. Following a 13-10 halftime advantage, Indianapolis notched 13 unanswered second half points and the defense held the Bengals to five consecutive three-and-outs. The Colts offense totaled their third-highest single-game postseason net yardage total (482 yards) as Andrew Luck completed 31-of-44 passes for 376 yards and one touchdown for a 104.0 passer rating. Luck gave Indianapolis a 20-10 lead when he found Donte Moncrief for a 36-yard touchdown in the third quarter. Adam Vinatieri contributed with 14 points, which is the third-most by a player in a single postseason game in Colts history. His four field goals made were the second-most by a kicker in Colts postseason history and he set the team record for the longest field goal in a postseason game with his 53-yard conversion in the fourth quarter. Daniel Herron tied the team record for receptions by a running back in a postseason game (10) while T.Y. Hilton recorded his third career postseason game with 100-plus receiving yards (103). Defensively, Jerrell Freeman led the team in tackles while adding 1.5 sacks and one forced fumble.

	1	2	3	4	F
Cincinnati	7	3	0	0	10
Indianapolis	7	6	10	3	26

AFC DIVISIONAL – JAN. 11, 2015 SPORTS AUTHORITY FIELD AT MILE HIGH

INDIANAPOLIS 24, DENVER 13 – Attendance 76,867. Indianapolis advanced to the AFC Championship Game following a 24-13 victory over the Denver Broncos at Sports Authority Field at Mile High. The win snapped a three-game playoff road losing streak, which dated back to 2006. Denver scored a touchdown on its opening offensive drive of the game, however the Colts defense countered by holding the Broncos to three punts and one fumble on their next four possessions. Indianapolis posted back-to-back touchdown drives in the second quarter en route to a 14-10 halftime lead. Daniel Herron found the end zone on a six-yard rush followed by Andrew Luck's first touchdown pass of the game to Dwayne Allen (three yards). Luck then opened the third quarter with a 15-yard touchdown pass to Hakeem Nicks, giving the Colts a 21-10 advantage. Indianapolis' defense only allowed one second half field goal and limited Denver to 288 net yards in the victory. Luck finished the game having completed 27-of-43 passes for 265 yards, two touchdowns and two interceptions for a 76.2 passer rating. Herron led the team with 23 carries for 63 yards while adding eight receptions for 32 yards. Defensively, Vontae Davis contributed with a postseason career-high five passes defended.

	1	2	3	4	F
Indianapolis	0	14	7	3	24
Denver	7	3	0	3	13



AFC CHAMPIONSHIP – JAN. 18, 2015

GILLETTE STADIUM

NEW ENGLAND 45, INDIANAPOLIS 7 – Attendance 68,756. Indianapolis' season came to an end in the AFC Championship Game following a 45-7 defeat against the New England Patriots at Gillette Stadium. The Patriots took a 14-0 lead in the first quarter scoring touchdowns on their second and third possessions of the game. Following a D'Owells Jackson interception, the Colts drove 73 yards in 10 plays and cut the score to 14-7 after a Zurlon Tipton one-yard touchdown run. That's as close as Indianapolis would get as the defense surrendered four consecutive touch-down drives in the second half, two of which were capped by running back LeGarrette Blount. Blount finished the game with 148 rushing yards and three touchdowns. For the Colts, Andrew Luck completed 12-of-33 passes for 126 yards, no touchdowns and two interceptions. Daniel Herron led the team with 10 rushes for 51 yards (5.1 avg.) with a long rush of 17 yards. He added two receptions for 11 yards. In three postseason contests this year, he totaled 20 receptions which ranks as the fourth-most catches by a Colt in a single postseason in franchise history. Following his lone extra point of the game, Adam Vinatieri officially set an NFL record with his 30th career postseason game played surpassing Jerry Rice's mark of 29 games.

	<u>1</u>	<u>2</u>	<u>3</u>	<u>4</u>	<u>F</u>
Indianapolis	0	7	0	0	7
New England	14	3	21	7	45

ADMINISTRATION

STAFF
COACHING

OPERATIONS
FOOTBALL

OPERATIONS
BUSINESS

PLAYERS

IN REVIEW
2014 SEASON

HISTORY
COLTS

RECORDS

COMMUNITY
COLTS IN THE



ALL-TIME HONORS

ALL-PRO AND ALL-NFL TEAMS

(**BOLD** designates first-team)

LEGEND:

AP-Associated Press

CPFN-College and Pro Football Newsweekly

FD-Football Digest

FN-Football News

HOF-Pro Football Hall of Fame

NEA-Newspaper Enterprise Association

NYN-New York (Daily) News

PFW-Pro Football Weekly

PFWA-Pro Football Writer's Assn. International

SI-Sports Illustrated
USA-USA Today

SN-Sporting News

UPI-United Press

1950	
WR-Paul Salata	AP
HB-Billy Stone	AP

1953	
LB-Alex Agase	AP, UPI
OG-Dick Barwegan	AP
C-Brad Ecklund	NYN
HB-Tom Keane	AP, UPI, NYN
OG-Bill Lange	NYN
DB-Bert Rechichar	UPI, NYN, AP
RB-George Taliatferro	AP

1954	
DT-Art Donovan	AP, UPI, NYN, SN
HB-Tom Keane	UPI
DE-Gino Marchetti	AP, UPI
DB-Bert Rechichar	UPI

1955	
RB-Alan Ameche	AP, UPI, SN, NYN, NEA
LB-Joe Campanella	AP
DT-Art Donovan	AP, UPI, NEA, SN, NYN
DT-Tom Finnin	AP
DE-Gino Marchetti	NEA, NYN, AP
DB-Bert Rechichar	NEA, NYN, UPI, AP
QB-George Shaw	AP
C-Dick Szymanski	UPI, NYN, AP

1956	
RB-Alan Ameche	AP, NYN, NEA
DT-Art Donovan	AP, NEA, NYN, UPI
DE-Gino Marchetti	NEA, NYN, AP, UPI
RB-Lenny Moore	NYN

1957	
WR-Raymond Berry	AP
DB-Milt Davis	AP, UPI, NYN
DT-Art Donovan	AP, UPI, NEA, NYN
DE-Gino Marchetti	AP, NEA, UPI
RB-Lenny Moore	UPI, NEA
TE-Jim Mutscheller	UPI, NEA, NYN
OG-Art Spinney	NYN
QB-John Unitas	NEA, AP, UPI, NYN

1958	
RB-Alan Ameche	AP, UPI, NYN, NEA
WR-Raymond Berry	AP, UPI, NEA, NYN
DT-Art Donovan	NYN, UPI, AP, NEA
DT-Gene Lipscomb	AP, UPI, NEA, NYN
DE-Gino Marchetti	AP, NEA, UPI, NYN
RB-Lenny Moore	AP, UPI, NEA, NYN
DB-Andy Nelson	NYN, AP, UPI, NEA
OT-Jim Parker	AP, UPI, NEA, NYN
LB-Bill Pellington	NEA
OG-Alex Sandusky	UPI
OG-Art Spinney	AP, UPI, NEA
DB-Carl Taseff	AP, UPI
QB-John Unitas	NEA, AP, UPI, NYN

1959	
RB-Alan Ameche	AP, NYN
WR-Raymond Berry	AP, UPI, NEA, NYN
DB-Milt Davis	UPI, NYN, NEA
DT-Gene Lipscomb	AP, UPI, NYN, NEA
DE-Gino Marchetti	AP, NEA, UPI, NYN
RB-Lenny Moore	AP, NEA, NYN, UPI
DB-Andy Nelson	NYN, UPI
OT-Jim Parker	AP, UPI, NEA, NYN
LB-Bill Pellington	NEA
LB-Don Shinnick	UPI
OG-Art Spinney	UPI, NYN, AP, NEA
DB-Carl Taseff	UPI
QB-John Unitas	NEA, AP, UPI, NYN

1960	
WR-Raymond Berry	AP, UPI, NEA, NYN, NYN, UPI
DE-Ordell Braase	NYN, UPI
DT-Art Donovan	AP
DT-Gene Lipscomb	NEA, NYN, UPI
DE-Gino Marchetti	AP, NEA, UPI, NYN
RB-Lenny Moore	AP, UPI, NEA, NYN
DB-Andy Nelson	UPI, NEA
C-Buzz Nutter	UPI
OT-Jim Parker	AP, UPI, NEA, NYN
LB-Bill Pellington	NEA, UPI
DB-John Sample	NYN
LB-Don Shinnick	UPI
OG-Art Spinney	NEA, UPI
QB-John Unitas	UPI, NYN, NEA

1961	
WR-Raymond Berry	NEA, UPI, NEA
DT-Gene Lipscomb	NEA
DE-Gino Marchetti	AP, NEA, UPI, NYN
RB-Lenny Moore	AP, UPI, NEA, NYN
OT-Jim Parker	AP, NEA, NYN, UPI
LB-Bill Pellington	NEA

1962	
DB-Bobby Boyd	UPI, NEA
DE-Gino Marchetti	AP, NEA, UPI, FN
DB-Andy Nelson	UPI
OT-Jim Parker	AP, NEA, FN, UPI
LB-Bill Pellington	UPI, NEA
LB-Don Shinnick	UPI

1963	
WR-Raymond Berry	AP, UPI
DB-Bobby Boyd	AP
TE-John Mackey	UPI
DE-Gino Marchetti	NEA, NYN, AP, UPI
OT-Jim Parker	AP, NEA, UPI, NYN
LB-Don Shinnick	AP
C-Dick Szymanski	AP
QB-John Unitas	AP, UPI, NYN, NEA

1964	
WR-Raymond Berry	UPI
DB-Bobby Boyd	AP, UPI, NEA, NYN, FN
DE-Ordell Braase	UPI
DB-Jerry Logan	UPI
DE-Gino Marchetti	AP, NEA, UPI, NYN, FN

ADMINISTRATION

COACHING
STAFFFOOTBALL
OPERATIONSBUSINESS
OPERATIONS

PLAYERS

2014 SEASON
IN REVIEWCOLTS
HISTORY

RECORDS

COLTS IN THE
COMMUNITY



1964 (cont)	
RB-Lenny Moore	AP, UPI, NEA, NYN, FN
OT-Jim Parker	AP, UPI, NEA, NYN, FN
LB-Bill Pellington	NEA, AP, UPI
OT-George Preas	AP, UPI, NEA
OG-Alex Sandusky	AP, UPI, NEA, NYN
LB-Steve Stonebreaker	AP, NYN
C-Dick Szymanski	AP, UPI
QB-John Unitas	NEA, AP, UPI, NYN, FN
OT-Bob Vogel	NEA, UPI

1965	
WR-Raymond Berry	NEA, AP, NYN
DB-Bobby Boyd	AP, UPI, NEA, NYN, FN
DE-Ordell Braase	NEA, NYN, UPI
LB-Dennis Gaubatz	FN, UPI
TE-John Mackey	AP, UPI
WR-Jimmy Orr	AP, NEA, UPI, NYN
OT-Jim Parker	AP, UPI, NEA, NYN, FN
OG-Alex Sandusky	UPI
LB-Steve Stonebreaker	NYN, UPI, NEA
C-Dick Szymanski	AP, UPI
QB-John Unitas	NEA, AP, UPI, NYN
OT-Bob Vogel	NEA, NYN, AP, UPI
WR-Raymond Berry	UPI
DB-Bobby Boyd	UPI, PFWA, AP, NYN
DE-Ordell Braase	NEA, AP, UPI
TE-John Mackey	AP, UPI, NEA, NYN, PFWA
OT-Jim Parker	NYN, UPI
OT-Bob Vogel	UPI

1967	
DB-Bobby Boyd	FN, UPI
DE-Ordell Braase	NYN, AP, UPI, NEA, FN
TE-John Mackey	AP, NEA, NYN, UPI, FN
DT-Fred Miller	NEA
WR-Willie Richardson	AP, UPI, NEA, NYN, NEA
C-Dick Szymanski	FN
QB-John Unitas	NEA, AP, UPI, NYN, FN
OT-Bob Vogel	NEA
DB-Rick Volk	FN

1968	
DB-Bobby Boyd	AP, UPI, NYN, FN, PFWA
LB-Mike Curtis	AP, UPI, NYN, FN, PFWA, PFW, NEA
DB-Jerry Logan	PFWA
TE-John Mackey	AP, UPI, NEA, NYN, PFWA, FN, PFW
DT-Fred Miller	UPI, NYN, PFWA
QB-Earl Morrall	AP, UPI, NEA, NYN, FN, PFWA
OG-Glenn Ressler	NYN, FN
WR-Willie Richardson	PFWA
DT-Billy Ray Smith	AP
DE-Bubba Smith	AP, UPI, NYN, PFWA
OT-Bob Vogel	NYN, UPI, FN, PFWA, AP, NEA
DB-Rick Volk	NEA, PFWA, UPI

1969	
C-Bill Curry	AP, UPI, PFW
LB-Mike Curtis	NEA, NYN
P-David Lee	HOF, PFWA, NEA, PFW
RB-Tom Matte	NEA, PFW
OT-Bob Vogel	UPI, NYN
DB-Rick Volk	NEA

1970	
P-David Lee	PFWA
DE-Bubba Smith	FN, PFWA

1971	
C-Bill Curry	NEA, FN, PFWA
LB-Mike Curtis	FN
LB-Ted Hendricks	AP, NEA, FN, PFWA, PFW
DE-Bubba Smith	FN, AP, NEA, PFWA, PFW
DB-Rick Volk	NEA, PFWA, AP

1972

LB-Ted Hendricks AP, NEA

1973

LB-Ted Hendricks NEA

1974LB-Mike Curtis **FN****1975**

DE-Fred Cook **NYN**
 DE-John Dutton AP, FN, PFWA
 OT-George Kunz **AP, FN, PFW, PFWA**
 RB-Lydell Mitchell **CPFN**
 LB-Stan White **FN**

1976

WR-Roger Carr **NYN, AP, PFWA, NEA**
 DE-John Dutton **AP, NYN, PFWA**
 DT-Joe Ehrmann PFWA
 QB-Bert Jones **AP, PFWA, NEA, FN, NYN**
 OT-George Kunz PFWA, AP, NEA
 K-Toni Linhart **NYN**
 RB-Lydell Mitchell AP, NYN

1977

DT-Mike Barnes **SN, NYN**
 AP
 DB-Lyle Blackwood AP, NEA
 QB-Bert Jones AP, NEA
 OT-George Kunz AP
 RB-Lydell Mitchell AP
 LB-Stan White **NYN**

1983

K-Raul Allegre FD, NEA
 P-Rohn Stark **AP, FD, NEA**

1984

LB-Vernon Maxwell CPFN
 P-Rohn Stark NEA, CPFN

1985

C-Ray Donaldson AP
 OT-Chris Hinton **NYN, AP, NEA, FD**
 P-Rohn Stark **NEA, AP**

1986

C-Ray Donaldson AP
 OT-Chris Hinton AP
 P-Rohn Stark **NEA, CPFN, AP**

1987

K-Dean Biasucci **USA, AP, NEA, CPFN, FD**
 LB-Duane Bickett **USA, AP, NEA**
 RB-Eric Dickerson **AP, PFWA, NEA, SN, CPFN, USA, FD, PFW**
 C-Ray Donaldson **NYN, AP, NEA, FD**
 OT-Chris Hinton **SN, FD, CPFN**
 LB-Cliff Odum CPFN
 OG-Ron Solt **NEA, CPFN, FD, AP**

1988

K-Dean Biasucci **SN, NYN, AP**
 AP
 LB-Duane Bickett **AP, PFWA, NEA, SN, USA, FD, PFW, CPFN**
 RB-Eric Dickerson **CPFN, NEA, AP**
 C-Ray Donaldson **CPFN, NEA, AP**
 OT-Chris Hinton NEA, AP

1989

OT-Chris Hinton AP, NEA



1990	
LB-Jeff Herrod	AP
P-Rohn Stark	NEA, AP
PR-Claarence Verdin	PFW , CPFN, AP

1992	
LB-Jeff Herrod	AP
P-Rohn Stark	NEA, CPFN, SN, FD , AP
PR-Claarence Verdin	AP
OT-Will Wolford	AP

1993	
P-Rohn Stark	AP

1994	
DB-Ray Buchanan	AP
RB-Marshall Faulk	AP , CPFN, FD

1995	
RB-Marshall Faulk	AP
QB-Jim Harbaugh	FD

1996	
K-Cary Blanchard	AP, PFW/PFWA, SN, FD, CPFN
P-Chris Gardocki	AP, PFW/PFWA, SN , FD

1998	
RB-Marshall Faulk	AP , SI, CPFN, FD
P-Chris Gardocki	CPFN

1999	
TE-Ken Dilger	FD
OT-Tarik Glenn	CPFN
WR-Marvin Harrison	AP, CPFN, FD, PFW/PFWA, SI, SN
RB-Edgerrin James	AP, CPFN, FD, PFW/PFWA, SN, USA
QB-Peyton Manning	AP, CPFN, FD
ST-Ratcliff Thomas	SI
K-Mike Vanderjagt	SI , AP, CPFN, FD

2000	
WR-Marvin Harrison	CPFN, FD, PFW/PFWA, SI , AP
RB-Edgerrin James	FD, SN , AP, CPFN
QB-Peyton Manning	AP

2001	
WR-Marvin Harrison	CPFN , AP

2002	
WR-Marvin Harrison	AP, CPFN, FD, PFW/PFWA, SI, SN

2003	
DE-Dwight Freeney	FD , AP
WR-Marvin Harrison	SI, SN , AP, FD
QB-Peyton Manning	AP, SN, PFW/PFWA, FD
C-Jeff Saturday	FD
K-Mike Vanderjagt	AP, PFW/PFWA, SN, FD, SI

2004	
DE-Dwight Freeney	AP, PFW/PFWA, CPFN, SI, SN, FD
WR-Marvin Harrison	FD, SN , AP, CPFN
RB-Edgerrin James	FD, SI, SN , AP, CPFN
QB-Peyton Manning	AP, SN, PFW/PFWA, FD, SI, CPFN
C-Jeff Saturday	FD

2005	
DE-Dwight Freeney	AP, PFW/PFWA, SN
WR-Marvin Harrison	AP
LB-Cato June	PFW/PFWA , AP
OG-Ryan Lילה	SI
QB-Peyton Manning	AP, SN, PFW/PFWA
DB-Bob Sanders	AP
C-Jeff Saturday	AP

2006	
WR-Marvin Harrison	AP, PFW/PFWA, SI, SN, USA
QB-Peyton Manning	SI, USA , AP
C-Jeff Saturday	USA , AP
WR-Reggie Wayne	USA

2007	
DB-Bob Sanders	AP, PFW/PFWA, SI, USA, SN
C-Jeff Saturday	AP, PFW/PFWA, SI, USA
WR-Reggie Wayne	SI , AP

2008	
TE-Dallas Clark	SI
QB-Peyton Manning	AP, PFW/PFWA, SI

2009	
TE-Dallas Clark	SI, AP, PFW/PFWA, SN
DE-Dwight Freeney	AP, PFW/PFWA, SI, SN
QB-Peyton Manning	AP, SN, PFW/PFWA, SI
WR-Reggie Wayne	AP

2010	
WR-Reggie Wayne	AP, PFW/PFWA

2013	
LB-Robert Mathis	AP, PFW/PFWA, SN

2014	
K-Adam Vinatieri	AP, PFW/PFWA, SN
P-Pat McAfee	AP, PFW/PFWA



ALL-CONFERENCE SELECTIONS

ADMINISTRATION

COACHING
STAFFFOOTBALL
OPERATIONSBUSINESS
OPERATIONS

PLAYERS

2014 SEASON
IN REVIEWCOLTS
HISTORY

RECORDS

COLTS IN THE
COMMUNITY

1956

RB-Alan Ameche SN
DT-Art Donovan SN
DT-Gino Marchetti SN

1957

WR-Raymond Berry SN
DB-Milt Davis SN
DT-Art Donovan SN
DT-Gino Marchetti SN
RB-Lenny Moore SN
OT-Jim Parker SN

1958

WR-Raymond Berry SN
DT-Gene Lipscomb SN
DT-Gino Marchetti SN
RB-Lenny Moore SN
LB-Andy Nelson SN
LB-Bill Pellington SN
OG-Art Spinney SN
QB-John Unitas SN

1959

WR-Raymond Berry SN
DT-Gino Marchetti SN
RB-Lenny Moore SN
LB-Andy Nelson SN
OT-Jim Parker SN
QB-John Unitas SN

1960

WR-Raymond Berry SN
DT-Gene Lipscomb SN
RB-Lenny Moore SN
LB-Andy Nelson SN
OT-Jim Parker SN
QB-John Unitas SN

1961

DT-Gino Marchetti SN
RB-Lenny Moore SN
LB-Andy Nelson SN
OT-Jim Parker SN

1962

DT-Gino Marchetti SN
OT-Jim Parker SN

1963

DT-Gino Marchetti SN

1964

DT-Gino Marchetti SN
RB-Lenny Moore SN
OT-Jim Parker SN
LB-Bill Pellington SN
QB-John Unitas SN

1965

WR-Jimmy Orr SN
OT-Jim Parker SN
LB-Steve Stonebreaker SN
OT-Bob Vogel SN

1966

P-David Lee SN
TE-John Mackey SN
OT-Bob Vogel SN

1967

DB-Bobby Boyd SN
TE-John Mackey SN
WR-Willie Richardson SN
QB-John Unitas SN
OT-Bob Vogel SN

1968

DB-Bobby Boyd SN
TE-John Mackey SN
QB-Earl Morrall SN
OG-Dan Sullivan SN
OT-Bob Vogel SN

1969

LB-Mike Curtis SN
P-David Lee SN
RB-Tom Matte SN
OT-Bob Vogel SN

1970

RB-Norm Bulaich UPI-2
C-Bill Curry UPI-HM
LB-Mike Curtis UPI-2
LB-Ted Hendricks UPI-HM
WR-Eddie Hinton UPI-HM
DB-Jerry Logan AP-1, UPI-1
TE-John Mackey UPI-HM
DE-Bubba Smith SN, UPI-1
QB-John Unitas UPI-2
OT-Bob Vogel UPI-2
DB-Rick Volk SN, UPI-HM

1971

C-Bill Curry AP, UPI, PFW, SN
LB-Mike Curtis UPI-2
LB-Ted Hendricks AP-1, UPI-1, SN, PFW
DB-Jerry Logan SN, UPI-2
LB-Ray May UPI-HM
DE-Bubba Smith SN, UPI-1, AP-1, PFW
DB-Charlie Stukes UPI-HM
OT-Bob Vogel UPI-2, PFW
DB-Rick Volk AP-1, PFW, UPI-2
OG-John Williams UPI-HM

1972

C-Bill Curry UPI-HM
LB-Ted Hendricks AP-1, UPI-1

1973

LB-Ted Hendricks AP-1, UPI-2

1974

LB-Mike Curtis UPI-2

1975

TE-Raymond Chester UPI-HM
DE-Fred Cook NYN
DE-John Dutton AP-1, UPI-2, SN
DT-Joe Ehrmann UPI-HM
QB-Bert Jones UPI-2
OT-George Kunz AP-1, UPI-1, SN, PFW, NYN
RB-Lydeell Mitchell UPI-2

1976

WR-Roger Carr AP-1, UPI-2, SN, PFW, NYN
OG-Elmer Collett UPI-HM
DE-Fred Cook UPI-2
DE-John Dutton AP-1, SN, UPI-1, PFW, NYN
DT-Joe Ehrmann UPI-1, NYN
QB-Bert Jones AP-1, UPI-1, NYN
OT-George Kunz AP-1, UPI-1, SN, PFW, NYN
K-Toni Linhart UPI-1, SN, PFW, NYN
RB-Lydeell Mitchell AP-1, UPI-1, SN, NYN



1977	
DT-Mike Barnes	SN, UPI-2
DB-Lyle Blackwood	UPI-HM
DE-Fred Cook	UPI-2, SN
DE-John Dutton	UPI-1, PFW
DT-Joe Ehrmann	UPI-HM
OT-George Kunz	UPI-1, SN, PFW
K-Toni Linhart	UPI-2
RB-Lydell Mitchell	UPI-1, SN, PFW
LB-Stan White	UPI-2

1980	
DB-Bruce Laird	UPI-HM, PFW, NYN

1982	
P-Rohn Stark	UPI-2, NYN

1983	
K-Raul Allegre	UPI-2
OT-Chris Hinton	UPI-2, PFW
P-Rohn Stark	UPI-2

1984	
P-Rohn Stark	UPI-2

1985	
DB-Eugene Daniel	FN
OT-Chris Hinton	UPI-1
P-Rohn Stark	UPI-1, FN

1986	
C-Ray Donaldson	UPI-2
OT-Chris Hinton	PFW, UPI-1, FN
P-Rohn Stark	UPI-1, FN, PFW

1987	
K-Dean Biasucci	UPI-1, PFW, FN
LB-Duane Bickett	UPI-1, PFW, FN
RB-Eric Dickerson	UPI-1, PFW, FN
C-Ray Donaldson	UPI-2
OT-Chris Hinton	UPI-2, PFW
OG-Ron Solt	UPI-1, PFW, FN

1988	
LB-Duane Bickett	UPI-2
RB-Eric Dickerson	UPI-1, PFW, FN
C-Ray Donaldson	UPI-2, PFW, FN
OT-Chris Hinton	UPI-2

1989	
C-Ray Donaldson	UPI-2, FN
OT-Chris Hinton	PFW, UPI-1
P-Rohn Stark	FN
PR-Clarence Verdin	PFW

1990	
LB-Jeff Herrod	UPI-2, FN
P-Rohn Stark	UPI-1, PFW
PR-Clarence Verdin	PFW, UPI-1, FN

1992	
TE-Kerry Cash	FN
P-Rohn Stark	FN, PFW
PR-Clarence Verdin	PFW, UPI-1, FN

1994	
DB-Ray Buchanan	UPI-2
RB-Marshall Faulk	UPI-1, PFW, FN

1995	
RB-Marshall Faulk	UPI-2
QB-Jim Harbaugh	UPI-1, PFW, FN

1996	
K-Cary Blanchard	UPI-1, FN
P-Chris Gardocki	UPI-1, FN

1998	
RB-Marshall Faulk	PFW, FN

1999	
OT-Tarik Glenn	FN
WR-Marvin Harrison	FN, PFW/PFWA
RB-Edgerrin James	FN, PFW/PFWA
QB-Peyton Manning	FN, PFW/PFWA
K-Mike Vanderjagt	FN

2000	
WR-Marvin Harrison	FN, PFW/PFWA
RB-Edgerrin James	FN, PFW/PFWA

2001	
WR-Marvin Harrison	FN, PFW/PFWA

2002	
WR-Marvin Harrison	PFW/PFWA

2003	
DE-Dwight Freeney	PFW/PFWA
WR-Marvin Harrison	PFW/PFWA
QB-Peyton Manning	PFW/PFWA
K-Mike Vanderjagt	PFW/PFWA

2004	
DE-Dwight Freeney	PFW/PFWA
WR-Marvin Harrison	PFW/PFWA
QB-Peyton Manning	PFW/PFWA

2005	
DE-Dwight Freeney	PFW/PFWA
WR-Marvin Harrison	PFW/PFWA
RB-Edgerrin James	PFW/PFWA
LB-Cato June	PFW/PFWA
QB-Peyton Manning	PFW/PFWA
DB-Bob Sanders	PFW/PFWA
C-Jeff Saturday	PFW/PFWA

2006	
WR-Marvin Harrison	PFW/PFWA
QB-Peyton Manning	PFW/PFWA
C-Jeff Saturday	PFW/PFWA

2007	
DB-Bob Sanders	PFW/PFWA
C-Jeff Saturday	PFW/PFWA
WR-Reggie Wayne	PFW/PFWA

2008	
QB-Peyton Manning	PFW/PFWA
DE-Robert Mathis	PFW/PFWA

2009	
TE-Dallas Clark	PFW/PFWA
DE-Dwight Freeney	PFW/PFWA
QB-Peyton Manning	PFW/PFWA

2010	
DE-Dwight Freeney	PFW/PFWA
DE-Robert Mathis	PFW/PFWA
WR-Reggie Wayne	PFW/PFWA

2013	
LB-Robert Mathis	PFW/PFWA

2014	
K-Adam Vinatieri	PFW/PFWA
P-Pat McAfee	PFW/PFWA



NFL ALL-ROOKIE TEAMS

- 1972 - OT-Tom Drougas (PFW)
 1974 - DE-John Dutton (PFWA, UPI, PFW, FD)
 DE-Fred Cook (UPI, FD)
 1976 - DT-Ken Novak (PFWA)
 1979 - DB-Larry Braziel (PFWA)
 1980 - WR-Ray Butler (PFWA, UPI, PFW, FD)
 1981 - DT-Butba Green (PFW)
 DE-Donnell Thompson (PFWA, UPI, PFW)
 1982 - WR-Matt Bouza (FD)
 LB-Johnie Cooks (PFWA)
 DT-Leo Wisniewski (PFWA, PFW)
 P-Rohn Stark (PFWA, PFW, FD)
 DB-James Burroughs (FD)
 DE-Fletcher Jenkins (PFW)
 1983 - OG-Chris Hinton (PFWA, UPI, FD)
 LB-Vernon Maxwell (PFWA, UPI, FD)
 OT-Jim Mills (UPI)
 1984 - OG-Ron Solt (PFWA, UPI, PFW, FD)
 DE-BlaiseWinter (PFWA, UPI, PFW, FD)
 1985 - LB-Duane Bickett (PFWA, UPI, FD)
 DB-Anthony Young (UPI)
 1986 - WR-Bill Brooks (PFWA, UPI, PFW, FD)
 DE-Jon Hand (PFW)
 1987 - DB-Freddie Robinson (UPI, PFW, FD)
 1988 - LB-O'Brien Alston (PFWA, UPI, PFW, FD)
 QB-Chris Chandler (PFWA, UPI, PFW, CPFN, FD)
 1989 - WR-Andre Rison (PFWA, UPI, PFW, CPFN, FD)
 1990 - QB-Jeff George (PFWA, UPI, PFW, CPFN, FD, FN)
 1992 - LB-Quentin Coryatt (PFWA)
 DE-Steve Emtman (PFWA, FN)
- 1993 - DB-Ray Buchanan (FN)
 1994 - RB-Marshall Faulk (PFWA, CPFN, FN)
 1995 - TE-Ken Dilger (PFWA, FN)
 1996 - WR-Marvin Harrison (FN)
 1997 - OG-Tarik Glenn (CPFN, PFW/PFWA)
 1998 - DL-Larry Chester (PFW/PFWA)
 QB-Peyton Manning (CPFN, PFW/PFWA, FN, FD)
 OG-Steve McKinney (PFW/PFWA)
 WR-Jerome Pathon (CPFN, PFW/PFWA, FN, FD)
 K-Mike Vanderjagt (CPFN, PFW/PFWA, FD)
 1999 - RB-Edgerrin James (CPFN, FD, FN, PFW/PFWA)
 LB-Mike Peterson (FD, FN, PFW/PFWA)
 P-Hunter Smith (CPFN, PFW/PFWA)
 KR-Terrence Wilkins (FD, FN, PFW/PFWA)
- 2001 - DB-Idrees Bashir (PFW/PFWA)
 2002 - DE-Dwight Freeney (PFW/PFWA)
 2003 - TE-Dallas Clark (FD)
 DE-Robert Mathis (FD)
 OG-Steve Sciuillo (FD)
 2004 - OG-Jake Scott (FD)
 2007 - DT-Ed Johnson (PFW/PFWA)
 OT-Tony Ugoh (PFW/PFWA)
 2008 - OG-Mike Pollak (PFW/PFWA)
 C-Jamey Richard (PFW/PFWA)
 2009 - WR-Austin Collie (PFW/PFWA, SN)
 DB-Jacob Lacey (PFW/PFWA, SN)
 P-Pat McAfee (PFW/PFWA, SN)
 2010 - LB-Pat Angerer (PFW/PFWA, SN)
 2012 - TE-Dwayne Allen (PFW/PFWA)
 WR/PR-T.Y. Hilton (PFW/PFWA)





PRO BOWL COLTS

(Selections by season; *MVP; #Did Not Play)

1953 - Dick Barwegen, Art Donovan, Tom Keane, George Tallaferro	1977 - Mike Barnes, John Dutton (3), George Kunz (3), Toni Linhart (2), Lydell Mitchell (3)
1954 - Art Donovan (2), Gino Marchetti, Buddy Young	1979 - Joe Washington
1955 - Alan Ameche, Art Donovan (3), Gino Marchetti (2), Bert Rechichar, Dick Szymanski	1983 - Chris Hinton
1956 - Alan Ameche (2), Art Donovan (4), Gino Marchetti (3), Lenny Moore, Bert Rechichar (2)	1985 - Chris Hinton (2), Rohn Stark
1957 - Alan Ameche (3), Art Donovan (5), Gino Marchetti (4), Jim Mutscheller, Bert Rechichar (3*), John Unitas	1986 - Ray Donaldson, Chris Hinton (3), Rohn Stark (2)
1958 - Alan Ameche (4), Raymond Berry, Don Joyce, Gene Lipscomb, Gino Marchetti (5#), Lenny Moore (2), Jim Parker, John Unitas (2)	1987 - Dean Biasucci, Duane Bickett, Eric Dickerson, Ray Donaldson (2), Chris Hinton (4), Ron Solt
1959 - Raymond Berry (2), Gene Lipscomb (2*), Gino Marchetti (6), Lenny Moore (3), Jim Parker (2), Art Spinney, John Unitas (3*)	1988 - Eric Dickerson (2), Ray Donaldson (3), Chris Hinton (5)
1960 - Raymond Berry (3#), Gino Marchetti (7), Lenny Moore (4), Andy Nelson, Jim Parker (3), Art Spinney (2), John Unitas (4*)	1989 - Eric Dickerson (3), Ray Donaldson (4), Chris Hinton (6)
1961 - Raymond Berry (4), Gino Marchetti (8), Lenny Moore (5), Jim Parker (4), John Unitas (5)	1990 - Rohn Stark (3), Clarence Verdin
1962 - Gino Marchetti (9), Lenny Moore (6), Jim Parker (5), Dick Szymanski (2), John Unitas (6)	1992 - Rohn Stark (4), Clarence Verdin (2)
1963 - Raymond Berry (5), John Mackey, Gino Marchetti (10*), Jim Parker (6), John Unitas (7*)	1994 - Marshall Faulk (*)
1964 - Raymond Berry (6), Bobby Boyd, Gino Marchetti (11), Lenny Moore (7), Jim Parker (7), Dick Szymanski (3), Bob Vogel, John Unitas (8)	1995 - Marshall Faulk (2), Jim Harbaugh, Will Wolford
1965 - Jerry Logan, John Mackey (2), Jimmy Orr, Jim Parker (8), Bob Vogel (2)	1996 - Cary Blanchard, Chris Gardocki
1966 - Ordeil Braase, Lenny Lyles, John Mackey (3), John Unitas (9)	1998 - Marshall Faulk (3)
1967 - Ordeil Braase (2), John Mackey (4), Fred Miller, Willie Richardson, John Unitas (10), Bob Vogel (3), Rick Volk	1999 - Marvin Harrison, Edgerrin James, Peyton Manning
1968 - Bobby Boyd (2), Mike Curtis, John Mackey (5), Tom Matte, Fred Miller (2), Earl Morrall, Willie Richardson (2), Bob Vogel (4#)	2000 - Marvin Harrison (2), Edgerrin James (2), Peyton Manning (2)
1969 - Tom Matte (2), Fred Miller (3#), Rick Volk (2)	2001 - Ken Dilger, Marvin Harrison (3)
1970 - Mike Curtis (2), Jerry Logan (2), Bubba Smith	2002 - Marvin Harrison (4), Peyton Manning (3)
1971 - Norm Bulaich, Bill Curry, Mike Curtis (3), Ted Hendricks, Jerry Logan (3), Bubba Smith (2), Bob Vogel (5), Rick Volk (3)	2003 - Dwight Freeney, Marvin Harrison (5), Peyton Manning (4), Mike Vanderjagt
1972 - Bill Curry (2), Ted Hendricks (2), Bruce Laird	2004 - Dwight Freeney (2), Tarik Glenn, Marvin Harrison (6), Edgerrin James (3), Peyton Manning (5*)
1973 - Ted Hendricks (3)	2005 - Dwight Freeney (3), Tarik Glenn (2), Marvin Harrison (7), Edgerrin James (4), Cato June, Peyton Manning (6), Bob Sanders, Jeff Saturday
1974 - Mike Curtis (4)	2006 - Tarik Glenn (3), Marvin Harrison (8#), Peyton Manning (7), Jeff Saturday (2), Reggie Wayne
1975 - John Dutton, George Kunz, Lydell Mitchell	2007 - Joseph Addai, Antoine Bethea, Peyton Manning (8), Bob Sanders (2), Jeff Saturday (3), Reggie Wayne (2)
1976 - Roger Carr, John Dutton (2), Bert Jones, George Kunz (2), Toni Linhart, Lydell Mitchell (2)	2008 - Dwight Freeney (4), Peyton Manning (9), Robert Mathis, Reggie Wayne (3)
	2009 - Antoine Bethea (2#), Dallas Clark (#), Dwight Freeney (5#), Peyton Manning (10#), Robert Mathis (2#), Jeff Saturday (4#), Reggie Wayne (4#)
	2010 - Dwight Freeney (6#), Peyton Manning (11), Robert Mathis (3), Jeff Saturday (5), Reggie Wayne (5)
	2011 - Dwight Freeney (7), Robert Mathis (4#)
	2012 - Reggie Wayne (6), Robert Mathis (5), Andrew Luck
	2013 - Robert Mathis (6), Andrew Luck (2), Matt Overton
	2014 - Mike Adams, Vontae Davis, T.Y. Hilton, D'Qwell Jackson, Andrew Luck (3), Pat McAfee, Adam Vinatieri (3)

NFL MOST VALUABLE PLAYER AWARDS

QB-John Unitas	NEA (1957,67), UPI (1959,64,67), SN (1959,64,67), AP (1964,67), FN (1964)
QB-Peyton Manning	AP (2003-04,08-09), PFW/PFWA (2004,08-09)
DE-Gino Marchetti	AP (1958)
RB-Lenny Moore	NEA (1964)
QB-Earl Morrall	AP, UPI, NEA, SN (1968)
QB-Bert Jones	AP, NEA, PFWA, NYN (1976)

HOF NFL 50TH ANNIVERSARY TEAM

First - TE-John Mackey, DE-Gino Marchetti, QB-John Unitas
 Second - WR-Raymond Berry, DT-Art Donovan
 Third - RB-Lenny Moore

HOF NFL 75TH ANNIVERSARY TEAM

WR-Raymond Berry, LB-Ted Hendricks, DE-Gino Marchetti,
 OG-Jim Parker, QB-John Unitas

HOF NFL 1960-84 ALL-STAR TEAM

First-Team - WR-Raymond Berry, DE-Gino Marchetti, OG/T-Jim Parker, QB-John Unitas, HC-Don Shula (tie)
 Second-Team - LB-Ted Hendricks, TE-John Mackey

ADMINISTRATION

COACHING STAFF

FOOTBALL OPERATIONS

BUSINESS OPERATIONS

PLAYERS

2014 SEASON IN REVIEW

COLTS HISTORY

RECORDS

COLTS IN THE COMMUNITY

**HOFF NFL TEAMS OF THE DECADES**

1950s - RB-Alan Ameche, G-Dick Barwegen, WR-Raymond Berry, DT-Art Donovan, DE-Gino Marchetti, RB-Lenny Moore, OG/T- Jim Parker
 1960s - DB-Bobby Boyd, TE-John Mackey, QB-John Unitas
 1970s - LB-Ted Hendricks
 1980s - RB-Eric Dickerson

SUPER BOWL SILVER ANNIVERSARY TEAM

LB-Ted Hendricks

NFL EXECUTIVE OF THE YEAR

Joe Thomas - SN (1975), Bill Polian - FD (1999), PF/W/PFWA (1999, 2005,09), SN (1999,09), Ryan Grigson - SN (2012), PF/W/PFWA (2012)

NFL COACH OF THE YEAR

Weeb Ewbank AP, UPI (1958)
 Don Shula UPI (1964), SN (1964,68), AP (1964, 67-tied, 68), NYN (1964, 67, 68)
 Ted Marchibroda AP, PF/W, SN, FD, NYN (1975)
 Ron Meyer PFWA (1987)
 Tony Dungy SN, SI (2005)
 Bruce Arians AP (2012)

NFL OFFENSIVE PLAYER OF THE YEAR

QB-Earl Morrall PFW (1968), QB-Bert Jones AP (1976)
 QB-Peyton Manning AP (2004), PF/W/PFWA (2004,08-09)

NFL DEFENSIVE PLAYER OF THE YEAR

DB-Bob Sanders AP, PF/W/PFWA (2007)

NFL ROOKIE OF THE YEAR

RB-Alan Ameche SN, UPI (1955)
 RB-Lenny Moore UPI (1956)
 WR-Jimmy Orr UPI (1958)
 RB-Marshall Faulk SN, PFWA, SI, FD, C/PFN, NEA (1994)
 RB-Edgerrin James SN, SI (1999)

NFL OFFENSIVE ROOKIE OF THE YEAR

RB-Marshall Faulk - AP, PF/W, FD (1994)
 RB-Edgerrin James - AP, C/PFN, FD, FN, PFW, USA (1999)

NFL PLAYER OF THE YEAR

QB-Peyton Manning - SN (2003-04), FD (2003-04)

NFL COMEBACK PLAYER OF THE YEAR

K-Jim Martin AP (1963)
 RB-Lenny Moore AP (1964)
 QB-Jim Harbaugh PFW (1995)

NFL DEFENSIVE ROOKIE OF THE YEAR

LB-Vernon Maxwell AP, PFW (1983)
 LB-Duane Bickett AP (1985)

**NATIONAL 100-YARD CLUB
NFL OUTSTANDING BLOCKER**

OG-Jim Parker - (1964)

NFL LINEBACKER OF THE YEAR

LB-Mike Curtis - FD (1974)

NFL MOST VALUABLE LINEMAN

DE-Gino Marchetti - AP (1958)

NFL KICKER OF THE YEAR

K-Cary Blanchard - PFW (1996)

NFL GOLDEN TOE AWARD

K-Toni Linhart - PFW (1976), K-Mike Vanderjagt - PF/W/PFWA (2003)

AFC COACH OF THE YEAR

Ron Meyer UPI, FN (1987)
 Ted Marchibroda PFWA, NYN (1975), C/PFN (1992)

AFC MOST VALUABLE PLAYER

QB-Bert Jones - NYN (1975,76)

AFC PLAYER OF THE YEAR

QB-Bert Jones UPI (1976)
 QB-Jim Harbaugh UPI (1995)
 QB-Peyton Manning FN (1999)

AFC ROOKIE OF THE YEAR

RB-Marshall Faulk - UPI (1994)

KANSAS CITY COMMITTEE OF 101 AWARDS

LB-Mike Curtis AFC Defensive MVP (1970)
 HC-Ted Marchibroda AFC Coach of the Year (1975)
 QB-Bert Jones AFC Offensive MVP (1976)
 HC-Ron Meyer AFC Coach of the Year (1987)
 QB-Jim Harbaugh AFC Offensive Player of the Year (1995)
 HC-Jim Mora AFC Coach of the Year (1999)
 QB-Peyton Manning AFC Offensive Player of the Year (1999, 2003-05,08-09)
 HC-Tony Dungy AFC Coach of the Year (2005)
 DE-Dwight Freeney AFC Defensive Player of the Year (2005)
 DB-Bob Sanders AFC Defensive Player of the Year (2007)
 HC-Chuck Pagano & Bruce Arians AFC Coach of the Year (2012)
 LB-Robert Mathis AFC Defensive Player of the Year (2013)

WASHINGTON DC TOUCHDOWN CLUB

QB-John Unitas NFL MVP (1957, 58-tied, 67)
 HC-Weeb Ewbank NFL Coach of the Year (1958)
 RB-Lenny Moore NFL MVP (1964)
 HC-Don Shula NFL Coach of the Year (1964,68)
 HC-Ted Marchibroda NFL Coach of the Year (1975)
 QB-Bert Jones AFC Offensive MVP (1976)

BYRON "WHIZZER" WHITE AWARD

QB-Peyton Manning (2004), OT-Tarik Glenn (2006)

PHILADELPHIA MAXWELL CLUB

QB-John Unitas - NFL MVP (1959,64,67)
 QB-Peyton Manning - Professional Player of the Year (2003-04)
 HC-Tony Dungy - Outstanding Professional Coach of the Year (2005)
 HC-Chuck Pagano and Bruce Arians - Greasy Neale Award Coach of the Year (2012)

GEORGE HALAS AWARD

QB-Bert Jones (1979), QB-Jim Harbaugh (1997), HC-Tony Dungy (2006), HC-Chuck Pagano (2013)

**SPORTS ILLUSTRATED NFL
PLAYER OF THE YEAR**

RB-Marshall Faulk (1998), QB-Peyton Manning (2004,08-09)

**WALTER PAYTON NFL MAN
OF THE YEAR AWARD**

QB-Peyton Manning (2005)

SUPER BOWL MOST VALUABLE PLAYER

QB-Peyton Manning (2006-Super Bowl XL)

DEACON JONES AWARD

LB-Robert Mathis (2013)



NFL ALL-DECADE TEAMS (2000-09)

NFL	Tony Dungy (Head Coach), DE-Dwight Freeney, WR-Marvin Harrison, RB-Edgerrin James, QB-Peyton Manning, K-Adam Vinatieri
Sporting News	* QB-Peyton Manning, C-Jeff Saturday, K-Adam Vinatieri
Sports Illustrated	* QB-Peyton Manning, Howard Mudd (Asst. Coach), ^Bill Polian (General Manager), K-Adam Vinatieri

*Denotes Player-of-the-Decade

^Denotes General Manager of the Decade

NFLPA MACKAY AWARDS

P-David Lee	1966,69 NFL Punting
QB-Earl Morrall	1968 NFL Passing
KR-Preston Pearson	1968 NFL Kick Returns
KR-Jim Duncan	1970 AFC Kick Returns
KR-Bruce Laird	1972 AFC Kick Returns
RB-Lyde Blackwood	1974,75 (tie), 77 AFC Receiving
RB-Joy Mitchell	1976 AFC Kick-Scoring
K-Toni Linhart	1977 AFC Interceptions
RB-Joe Washington	1979 AFC Receiving
P-Rohn Stark	1983,85,86,92 AFC Punting
DB-Mike Prior	1987 AFC Interceptions
RB-Eric Dickerson	1987,88 Rushing; 1988 TDs (tied)
KR-Clarence Verdin	1989,90 AFC Punt Returns
WR-Reggie Langhorne	1993 AFC Receptions
RB-Marshall Faulk	1995 AFC TDs (tied)
K-Cary Blanchard	1996 AFC Scoring
P-Chris Gaddock	1996 NFL Net Punting Average

AFC PLAYERS OF THE WEEK

1984	QB-Mike Pagel (9/9 at Houston)
1985	WR-Wayne Capers (10/27 vs. Green Bay) DB-Eugene Daniel (10/27 vs. Green Bay)
1986	DB-Leonard Coleman (10/12 vs. New Orleans) DT-Harvey Armstrong (12/22 at LA Raiders)
1987	QB-Gary Hogeboom (10/4 at Buffalo) LB-Duane Bickett (11/1 at NY Jets) LB-Cliff Odum (11/15 at Miami) RB-Eric Dickerson (12/27 vs. Tampa Bay)
1988	RB-Eric Dickerson (10/23 at San Diego) LB-Duane Bickett (11/27 vs. New England)
1989	DB-Keith Taylor (10/22 at Cincinnati) DB-Mike Prior (12/10 vs. Cleveland) QB-Jack Trudeau (12/17 vs. Miami)
1990	QB-Jack Trudeau (9/30 at Philadelphia)
1991	QB-Jeff George (11/10 at NY Jets)
1992	LB-Chip Banks (9/6 vs. Cleveland) DE-Steve Emtman (10/25 at Miami) LB-Duane Bickett (9/26 vs. Cleveland) K-Dean Biasucci (10/31 vs. New England) K-Dean Biasucci (12/5 at NY Jets)
1994	DB-Ray Buchanan (12/4 at Seattle)
1995	RB-Marshall Faulk (10/1 vs. St. Louis Rams) QB-Jim Harbaugh (10/8 at Miami) K-Cary Blanchard (10/15 vs. San Francisco) LB-Tony Bennett (11/26 vs. Miami)
1996	PR-Marvin Harrison (9/8 at NY Jets) K-Cary Blanchard (9/15 at Dallas) K-Cary Blanchard (11/17 vs. NY Jets) DB-Jason Belsler (12/5 vs. Philadelphia) WR-Marvin Harrison (12/15 at Kansas City)
1997	QB-Paul Justin (11/16 vs. Green Bay) TE-Ken Dilger (12/14 vs. Miami)
1998	QB-Peyton Manning (11/15 vs. NY Jets) RB-Marshall Faulk (12/13 vs. Cincinnati)
1999	QB-Peyton Manning (9/26 at San Diego) RB-Edgerrin James (10/31 vs. Dallas) RB-Edgerrin James (11/21 at Philadelphia) K-Mike Vanderjagt (12/5 at Miami)

2000	QB-Peyton Manning (9/25 vs. Jacksonville) K-Mike Vanderjagt (10/1 at Buffalo) RB-Edgerrin James (10/15 at Seattle) RB-Edgerrin James (12/11 vs. Buffalo) QB-Peyton Manning (12/24 vs. Minnesota)
2001	QB-Peyton Manning (9/23 at Buffalo)
2002	DE-Dwight Freeney (11/10 at Philadelphia) K-Mike Vanderjagt (11/24 at Denver) WR-Marvin Harrison (12/15 at Cleveland)
2003	QB-Peyton Manning (9/28 at New Orleans) WR-Marvin Harrison (10/6 at Tampa Bay) DE-Dwight Freeney (11/2 at Miami) K-Mike Vanderjagt (12/7 at Tennessee) QB-Peyton Manning (12/14 vs. Atlanta)
2004	RB-Edgerrin James (9/19 at Tennessee) QB-Peyton Manning (9/26 vs. Green Bay) QB-Peyton Manning (11/14 vs. Houston) RB-Edgerrin James (11/21 at Chicago) QB-Peyton Manning (11/25 at Detroit) QB-Peyton Manning (12/26 vs. San Diego)
2005	LB-Gary Brackett (9/11 at Baltimore) P-Hunter Smith (9/18 vs. Jacksonville) DE-Robert Mathis (10/23 at Houston) QB-Peyton Manning (11/7 at New England)
2006	K-Adam Vinatieri (9/10 at NY Giants) WR-Peyton Manning (9/17 vs. Houston) PR-Terrence Wilkins (9/24 vs. Jacksonville) QB-Peyton Manning (10/22 vs. Washington) K-Adam Vinatieri (10/29 at Denver) RB-Joseph Addai (11/26 vs. Philadelphia) DE-Dwight Freeney (12/18 vs. Cincinnati) QB-Peyton Manning (12/31 vs. Miami)
2007	DB-Bob Sanders (9/16 at Tennessee) DE-Dwight Freeney (10/22 at Jacksonville) RB-Joseph Addai (10/28 at Carolina) QB-Peyton Manning (12/2 vs. Jacksonville) PR-T.J. Rushing (12/16 at Oakland) ST-Darrell Reid (12/23 vs. Houston)
2008	LB-Gary Brackett (10/5 at Houston) QB-Peyton Manning (10/12 vs. Baltimore) K-Adam Vinatieri (11/2 vs. New England) QB-Peyton Manning (11/16 vs. Houston) DE-Robert Mathis (11/30 at Cleveland) QB-Peyton Manning (12/18 at Jacksonville)
2009	TE-Dallas Clark (11/8 vs. Houston) QB-Peyton Manning (11/15 vs. New England)
2010	DE-Dwight Freeney (11/1 vs. Houston) K-Adam Vinatieri (11/14 vs. Cincinnati) QB-Peyton Manning (12/9 at Tennessee) K-Adam Vinatieri (1/2 vs. Tennessee)
2011	DE-Robert Mathis (12/22 vs. Houston)
2012	WR-Reggie Wayne (10/7 vs. Green Bay) QB-Andrew Luck (11/11 vs. Miami) CB-Darius Butler (11/8 at Jacksonville) WR/PR-T.Y. Hilton (11/25 vs. Buffalo) CB-Cassius Vaughn (12/9 vs. Tennessee) CB-Vontae Davis (12/30 vs. Houston)
2013	QB-Andrew Luck (10/20 vs. Denver) K-Adam Vinatieri (11/14 at Tennessee) LB-Jerrell Freeman (12/22 at Kansas City) K-Adam Vinatieri (12/29 vs. Jacksonville)
2014	QB-Andrew Luck (9/21 at Jacksonville) P-Pat McAfee (10/9 at Houston) ILB-D'Qwell Jackson (11/30 vs. Washington) OLB-Jonathan Newsome (12/28 at Tennessee)

ADMINISTRATION

COACHING
STAFFFOOTBALL
OPERATIONSBUSINESS
OPERATIONS

PLAYERS

2014 SEASON
IN REVIEWCOLTS
HISTORY

RECORDS

COLTS IN THE
COMMUNITY



NFL OFFENSIVE PLAYER OF THE WEEK (PLAYOFFS)

- 2003 - QB-Peyton Manning (1/4/04 vs. Denver)
2004 - WR-Reggie Wayne (1/9/05 vs. Denver)

AFC PLAYERS OF THE MONTH

- 1988 - RB-Eric Dickerson (December)
1995 - QB-Jim Harbaugh (October)
1996 - K-Cary Blanchard (November)
1999 - WR-Marvin Harrison (September)
RB-Edgerrin James (November)
2000 - P-Hunter Smith (September)
RB-Edgerrin James (October)
2002 - WR-Marvin Harrison (November)
2003 - QB-Peyton Manning (September)
K-Mike Vanderjagt (October)
K-Mike Vanderjagt (November)
K-Mike Vanderjagt (December)
2004 - QB-Peyton Manning (November)
DE-Dwight Freeney (December/January)

- 2005 - DE-Dwight Freeney (September)
RB-Edgerrin James (October)
P-Hunter Smith (December/January)
2006 - QB-Peyton Manning (October)
WR-Marvin Harrison (December)
2008 - DE-Dwight Freeney (November)
2009 - QB-Peyton Manning (September)
DE-Robert Mathis (November)
2010 - DE-Robert Mathis (September)
2013 - LB-Robert Mathis (October)
LB-Robert Mathis (December)
2014 - P-Pat McAfee (September)
QB-Andrew Luck (November)

NFL ROOKIE OF THE MONTH

- 1999 - RB-Edgerrin James (September)
RB-Edgerrin James (November)
2001 - RB-Dominic Rhodes (December)
2002 - DE-Dwight Freeney (November)
DE-Dwight Freeney (December)
2006 - RB-Joseph Addai (November)

ALUMNI

The following compilation of Colts alumni includes every player who has ever appeared in a Colts uniform during a regular season National Football League game since 1953. Asterisk (*) denotes players and coaches who were on Colts World Championship teams. The numbers following college listings are jersey numbers. The numbers at the end of the column are season played.

COACHES

Table listing coaches with columns for Name, College, and Season Played. Includes names like Ahrens, Dave; Anderson, Roy; Arians, Bruce; Arnsparger, Bill; Ball, Herman-Davis; Batta, Tom; Baughan, Maxie; Becker, John; Berbenich, Tim; Bettcher, James; Bielski, Dick; Blache, Greg; Blackledge, Ron; Boutsells, George; Boyd, Bob; Boyer, Brant; Bratkowski, Zeke; Bresnahan, Chuck; Bridgers, John; Briner, Greg; Bruney, Fred; Bullough, Hank; Burtnett, Leon; Caldwell, Jim; Callahan, Ray; Carson, Bud; Catavolos, George; Christensen, Clyde; Chudzinski, Rob; Cooter, Jim Bob; Coyer, Larry; Croom, Sylvester; Cumiskey, Frank; Cunningham, Gunther; Davis, Charles; Doll, Don; Douglas, Otis; Dovell, Whitely; Dowhower, Rod; Dungy, Tony; Emanuel, Gary; Ewanck, Weeb; Fangio, Vic; FitzGerald, Jeff; Fitzsimmons, Devin; Foerster, Chris; Franklin, Bobby; Frazier, Leslie; Furness, Steve; Geis, Wayne; Gibbs, Alex; Gilbert, Joe; Gilhmer, Mike; Giumfre, Frank; Goodwin, Harold; Grantham, Todd; Hamilton, Pep; Hawkins, Ralph; Hill, George; Howell, Richard; Huey, Gene; Hufnagel, John; Hughes, Tom; Hunter, Hal; Hunter, Hal; Idzik, John; Infante, Lindy; Jackson, Milt; Johnson, Jim; Kennan, Larry; Khayat, Ed; Kuhlmann, Hank; Kush, Frank; Lauterbur, Frank; Lovat, Tom; Maalouf, Marwan; Mann, Richard; Manuskay, Greg.

ADMINISTRATION
COACHING STAFF
FOOTBALL OPERATIONS
BUSINESS OPERATIONS
PLAYERS
2014 SEASON IN REVIEW
COLTS HISTORY
RECORDS
COLTS IN THE COMMUNITY



Marandino, Roger – Kean University	2012-14	Rychleski, Ray – Millersville State Coll.....	2009-11
Marchetti, Gino – USF	1963	*Rymkus, Lou – Notre Dame.....	1970
Marciano, Tony – Indiana Univ. (Pa.).....	1998-01	Sandusky, John – Villanova.....	1959-72
Marchibroda, Ted – St. Bona.....	1975-79, 92-95	Scarnecchia, Dante – Cal Western.....	1989-90
Marshall, John – Washington.....	1986-88	Schnellenberger, Howard – Kentucky.....	1973-74
Matthews, Billie – Southern.....	1985-86	Seely, Brad – South Dakota State.....	1989-93
*McCafferty, Don – Ohio State.....	1959-72	Sefcik, George – Notre Dame.....	1973
McCormack, Mike – Kansas.....	1980-81	Shaw, Bob – Ohio State.....	1957-58
McCulley, Pete – Louisiana Tech.....	1973-76	Shula, Don – John Carroll.....	1963-69
McMahon, Tom – Carroll College.....	2013-14	Sidwell, Steve – Colorado.....	1985
*Meeks, Ron – Arkansas State.....	2002-08	Smith, Jerry – Wisconsin.....	1974-76
*Metzelaars, Pete – Wabash.....	2004-11	Spencer, Kevin – Springfield (Mass.).....	1998-01
Meyer, Ron – Purdue.....	1986-91	Symank, John – Florida.....	1979-81
Miller, Red – Western Illinois.....	1971-72	Szymanski, Dick – Notre Dame.....	1974
Molesworth, Keith – Monmouth.....	1953	Teerlinck, Bill – Chadron State.....	2007-11
Mora, Jim – Occidental.....	1998-01	*Teerlinck, John – Western Illinois.....	2002-11
*Moore, Tom – Iowa.....	1998-10	Theder, Roger – W. Michigan.....	1982-84
*Mudd, Howard – Hillsdale (Mich.) Col.....	1998-09	Thomas, Joe – Ohio Northern.....	1954, 74
Muir, Bill – Susquehanna.....	1989-91	Thomas, Pat – Texas A&M.....	1994-97
Murphy, Mike – Huron.....	1998-11	Thomas, Ricky – Alabama.....	2002-11
Murphy, Russ – Davidson.....	1954	Tillman, Rusty – Northern Arizona.....	1998
Mutscheller, Jim – Notre Dame.....	1963	Tobin, Vince – Missouri.....	1994-95
Myers, Chip – NW Oklahoma.....	1985-88	Torine, Jon – Springfield (Mass.).....	1998-11
Nicolau, Nick – S. Connecticut.....	1992-94	Turner, Ron – Pacific.....	2010-11
Noll, Chuck – Dayton.....	1966-68	Valesante, Bob – Ithaca.....	1982-83
Norvell, Jay – Iowa.....	1998-01	Venturi, Rick – Northwestern.....	1982-93
Pagano, Chuck – Wyoming.....	2012-14	Vitt, Joe – Towson State.....	1979-81
Pagano, John – Mesa State.....	1998-01	Voris, Dick – San Jose State.....	1973
Painter, Dwain – Rutgers.....	1992-93	Walker, David – Syracuse.....	2011-14
Peay, Francis – Missouri.....	1992-93	Wasyluk, Nick – Ohio State.....	1953
Pellington, Bill – Rutgers.....	1963	Weber, Chuck – West Chester State.....	1980-81
Perry, Rod – Colorado.....	2007-11	Westhoff, Mike – Wichita State.....	1982-84
Powers, Clyde – Oklahoma.....	1980	White, Brad – Wake Forest.....	2012-14
Prince, Ron – Appalachian State.....	2010-11	Wietecha, Ray – Northwestern.....	1980-81
Purnell, Russ – Whittier College.....	2002-08	*Williams, Alan – William & Mary.....	2002-11
Reich, Frank – Maryland.....	2008-11	Williams, Charlie – Colorado St.....	2012-14
Richards, Ray – Nebraska.....	1953	*Winner, Charlie – Washington.....	1954-65
*Reynolds, Diron – Wake Forest.....	2002-06	Woods, Carlos – Delaware State.....	2007-08
Roberts, Alfredo – Miami.....	2012-14	Young, George – Bucknell.....	1970, 73
Robertson, Jay – Northwestern.....	1992-93, 97	Zupanic, Tom – Indiana Central.....	1984-98
Robinson, Jimmy – Georgia Tech.....	1994-97	Zwahlen, Ernie – Oregon St.....	1979
Rowen, Keith – Stanford.....	1985-88		

PLAYERS

Abramowitz, Sid (T) Tulsa.....	69/74.....	83,87	Amman Richard (DE) Florida St.....	73.....	72-73
Achica, George (NT) USC.....	62.....	85	Anderson, Colt (S) Montana.....	32.....	14
Adams, Kris (WR) UTEP.....	81.....	12	Anderson, Don (DB) Purdue.....	36.....	85
Adams, Mike (S) Delaware.....	29.....	14	Anderson, Jamaal (DE) Arkansas.....	90.....	11
*Addai, Joseph (RB) LSU.....	29.....	06-11	Anderson, Kim (DB) Arizona St.....	26.....	80-84
Addison, Mario (DE) Troy.....	97.....	11-12	Anderson, Larry (DB) La. Tech.....	30.....	82-84
Adongo, Daniel (OLB) Pretoria (South Africa).....	56.....	13	Anderson, Willie (WR) UCLA.....	84.....	95
Afalava, Al (DB) Oregon State.....	23.....	10	Andrews, John (TE) Indiana.....	36/88.....	73-74
Agase, Alex (G) Illinois.....	62.....	53	Andrus, Shane (K) Murray State.....	8.....	09
Agee, Mel (DE) Illinois.....	90.....	91-92	Angerer, Pat (LB) Iowa.....	51.....	10-13
Ahrens, Dave (LB) Wisconsin.....	57.....	85-87	Arbuckle, Charles (TE) UCLA.....	81.....	92-95
Al-Jabbar, Abdul-Karim (RB) UCLA.....	33.....	00	Archer, Brandon (LB) Kansas St.....	53.....	07
Alberts, Trev (LB) Nebraska.....	51.....	94-96	Armour, Phillip (C) N. Texas State.....	54.....	00
Allegre, Raul (K) Texas.....	2.....	83-85	Armstrong, Harvey (NT) SMU.....	79.....	86-90
Allen, Brian (RB) Stanford.....	43.....	02-03	Aromashodu, Devin (WR) Auburn.....	80.....	07
Allen, Dwayne (TE) Clemson.....	83.....	12-14	Asante, Larry (DB) Nebraska.....	25.....	13
Allen, Gerald (B) Omaha.....	44.....	66	Atkinson, Jess (K) Maryland.....	14.....	88
Alexander, Elijah (LB) Kansas St.....	50.....	96-98	Austin, Billy (DB) New Mexico.....	47.....	98-00
Alexander, Rufus (LB) Oklahoma.....	59.....	08	Austin, Ocie (DB) Utah St.....	37.....	68-69
Alley, Don (F) Adams St.....	29.....	67	Austin, Thomas (C) Clemson.....	65.....	13
Alston, Mack (TE) UMES.....	83.....	77-80	Auzenne, Troy (T) California.....	75.....	96
Alston, O'Brien (LB) Maryland.....	97.....	88-89	Averno, Sisto (G) Muhlenberg.....	60.....	53-54
Ambrose, Ashley (DB) Ms. Val. St.....	33.....	92-95	Avery, Donnie (WR) Houston.....	11.....	12
*Ameche, Alan (B) Wisconsin.....	35.....	55-60	Bacon, Waine (DB) Alabama.....	26.....	04

ADMINISTRATION

COACHING
STAFFFOOTBALL
OPERATIONSBUSINESS
OPERATIONS

PLAYERS

2014 SEASON
IN REVIEWCOLTS
HISTORY

RECORDS

COLTS IN THE
COMMUNITY



ADMINISTRATION

COACHING STAFF

FOOTBALL OPERATIONS

BUSINESS OPERATIONS

PLAYERS

2014 SEASON IN REVIEW

COLTS HISTORY

RECORDS

COLTS IN THE COMMUNITY

Bailey, Aaron (WR) Louisville.....	80.....	94-98	Boyd, Bob (DB) Oklahoma	40.....	60-68
Bailey, Don (C) Miami.....	61.....	84-85	Boyer, Mark (TE) USC.....	84.....	85-89
Bailey, Elmer (WR) Minnesota.....	87.....	82	*Braase, Ordell (DE) S. Dakota.....	81.....	57-68
Bailey, Jim (DT) Kansas.....	65/79.....	70-74	Bracelin, Greg (LB) California.....	52.....	82-84
Baker, Jason (P) Iowa.....	9.....	04	*Brackett, Gary (LB) Rutgers.....	58.....	03-11
Baker, Ron (G) Oklahoma St.....	60.....	78-79	Bradshaw Ahmad (RB) Marshall.....	44.....	13-14
Baker, Shannon (WR) Florida St.....	84.....	93-94	Brady, Jeff (LB) Kentucky.....	51.....	99
Baldinger, Brian (T) Duke.....	62.....	88-91	Brady, Kerry (K) Hawaii.....	9.....	88
Baldinger, Gary (DL) Wake Forest.....	94.....	90	Bragg, Mike (P) Richmond.....	4.....	80
Baldschwiler, Karl (T) Oklahoma.....	72.....	83, 85-86	Brandes, John (TE) Cameron.....	88.....	87-89
Baldwin, Bob (B) Clemson.....	34.....	66-67	Brandon, Michael (DE) Florida.....	99.....	93
Baldwin, Ervin (DE) Michigan St.....	94.....	09	Bratzke, Chad (DE) E. Kentucky.....	92.....	99-03
Ball, Lance (RB) Maryland.....	27.....	08	Brayton, Tyler (DE) Colorado.....	96.....	11
Ball, Michael (DB) Southern.....	31.....	88-93	Braziell, Larry (DB) USC.....	47.....	79-81
*Ball, Sam (T) Kentucky.....	73.....	66-70	Brazil, LaVon (WR) Ohio.....	15.....	12-13
Ballage, Pat (S) Notre Dame.....	26/40.....	86-87	Brethauer, Monte (E) Oregon.....	80/86/88.....	53-55
Ballard, Quinton (NT) Elon.....	97.....	83	Brewer, Dewell (RB) Oklahoma.....	26.....	94
Ballard, Vick (RB) Mississippi St.....	33.....	12-13	Brien, Doug (K) California.....	10.....	01
Banes, Joey (OL) Houston.....	65.....	90	*Brock, Raheem (DE) Temple.....	79.....	02-09
Banks, Chip (LB) USC.....	51.....	89-92	Bronson, Ben (WR) Baylor.....	18.....	95
Banks, Chuck (RB) WV Tech.....	37.....	87	Brooks, Bill (WR) Boston U.....	80.....	86-92
Banks, Roy (WR) E. Illinois.....	86.....	87-88	Brooks, Chris (WR) Nebraska.....	83.....	10-11
Banta, Bradford (TE) USC.....	83.....	94-99	Brooks, Rodregis (DB) UAB.....	26.....	01-02
Barber, Kantrouy (RB) West Virginia.....	46.....	98	Brotzki, Bob (T) Syracuse.....	74.....	86-88
Barber, Michael (LB) Clemson.....	53.....	98-99	Broughton, Willie (NT) Miami.....	68.....	85-86
Barnes, Ernie (NT) Miss. St.....	95.....	83	Brown, Andre (RB) N. Carolina St.....	35.....	10
Barnes, Lionel (DE) La.-Monroe.....	93.....	00-01	Brown, Barry (E) Florida.....	36.....	66-67
Barnes, Mike (DT) Miami (Fla.).....	63.....	73-81	Brown, Cornelius (DB) Texas-El Paso.....	39.....	10
Barwegien, Dick (G) Purdue.....	61.....	53-54	Brown, Donald (RB) Connecticut.....	31.....	09-13
Bashir, Idrees (DB) Memphis.....	28.....	01-04	Brown, Ed (QB) USF.....	14.....	65
Baskett, Hank (WR) New Mexico.....	81.....	09	Brown, Gordon (RB) Tulsa.....	42.....	87
Baylor, John (DB) Sou. Miss.....	36.....	89-93	Brown, Jaiil (DB) Colorado.....	21.....	13-14
Baylor, Tim (DB) Morgan State.....	47.....	76-78	Brown, Jerry (OLB) Illinois.....	57.....	12
Beach, Pat (TE) Wash. St.....	81.....	82-83, 85-91	*Brown, Ray (DB) Mississippi.....	17.....	58-60
Bell, Joique (RB) Wayne State.....	35.....	10	Brown, Sergio (S) Notre Dame.....	38.....	12-14
Bell, Kerwin (QB) Florida.....	12.....	96-97	Brown, Stevie (DB) Michigan.....	28.....	11
Bell, Mark (DE) Colorado St.....	48/90.....	83-84	Brown, Timmy (RB) Ball State.....	2.....	68
Bellini, Mark (WR) BYU.....	87.....	87-88	Brown, Travis (QB) N.Arizona.....	5.....	04
Belsler, Jason (DB) Oklahoma.....	29.....	92-00	Bryan, Walter (B) Texas Tech.....	21.....	55
Benhart, Eugene (QB) W. Illinois.....	18.....	90	Bryant, Matt (K) Baylor.....	1.....	04
Benjamin, Bill (LB) San Jose St.....	54.....	87	Bryant, Steve (WR) Purdue.....	80.....	87
Bennett, Cornelius (LB) Alabama.....	97.....	99-00	Buchanan, Ray (DB) Louisville.....	34.....	93-96
Bennett, Tony (LB) Mississippi.....	56.....	94-97	*Bulaich, Norm (RB) TCU.....	36.....	70-72
Benson, Mitchell (DL) TCU.....	95.....	89-90	Bullitt, Melvin (DB) Texas A&M.....	33.....	07-11
Bentley, Albert (RB) Miami (Fla.).....	20.....	85-91	Bulluck, Brian (LB) NC State.....	57.....	87
Bentley, Kevin (LB) Northwestern.....	57.....	11	Burke, Randy (WR) Kentucky.....	84.....	78-81
Berra, Tim (WR) Massachusetts.....	84.....	74	Burkett, Jack (LB) Auburn.....	55.....	61-66
Berry, Bertrand (LB) Notre Dame.....	57.....	97-99	Burfeson, Jason (TE) Texas.....	49.....	93
*Berry, Raymond (E) SMU.....	82.....	55-67	Burns, Vincent (DT) Kentucky.....	72.....	05
Bertuca, Tony (LB) Cal-St. Chico.....	51.....	74	Burris, Jeff (DB) Notre Dame.....	20.....	98-01
*Bethae, Antoine (DB) Howard.....	41.....	06-13	Burroughs, James (CB) Mich. St.....	45.....	82-84
Beutler, Tom (LB) Toledo.....	53.....	71	Burroughs, Sammie (LB) Port. St.....	53.....	96-97
Biasucci, Dean (K) W. Carolina.....	4/5.....	84, 86-94	Butcher, Paul (LB) Wayne St.....	53.....	93-94
Bickett, Duane (LB) USC.....	50.....	85-93	Butler, Darius (CB) Connecticut.....	20.....	12-14
Bielski, Dick (E) Maryland.....	31.....	62-63	Butler, Ray (WR) USC.....	80.....	80-85
Bighead, Jack (E) Pepperdine.....	80.....	54	Butler, Victor (LB) Oregon State.....	55.....	14
Bird, Cory (DB) Va. Tech.....	41.....	01-04	Cable, Tom (OG) Idaho.....	63.....	87
Blackman, Jon (OL) Purdue.....	71.....	98	Caldwell, David (DB) William & Mary.....	30.....	11
Blackmon, Robert (DB) Baylor.....	25.....	97-98	*Call, Jack (B) Colgate.....	25.....	57-58
Blackwood, Lyle (S) TSU.....	44.....	77-80	Call, Kevin (OT) Colorado St.....	71/72.....	84-93
Blados, Brian (OL) N. Carolina.....	63.....	91	Campanella, Joe (T) Ohio St.....	73.....	53-57
Blanchard, Cary (K) Oklahoma St.....	14.....	95-97	Campbell, John (LB) Minnesota.....	55.....	69
Blandin, Ernie (T) Tulane.....	41.....	53	Cannida, James (DT) Nevada-Reno.....	97.....	02
Bleick, Tom (B) Georgia Tech.....	25.....	66	Cannon, Mark (C) Texas-Arlington.....	58.....	91
Blevins, Tony (DB) Kansas.....	26.....	99-00	Carter, Delone (RB) Syracuse.....	34.....	11-12
Blue, Forrest (C) Auburn.....	50.....	75-78	Capers, Wayne (WR) Kansas.....	87.....	85-86
Boggs, Mark (T) Ball State.....	60.....	87	Caron, Roger (T) Harvard.....	67/74.....	85-86
*Boiman, Rocky (LB) Notre Dame.....	50.....	06-07	Carr, Roger (WR) Louisiana Tech.....	81.....	74-81
Bonham, Shane (DT) Tennessee.....	72.....	99	Carter, Chris (LB) Fresno State.....	53.....	14
Bouza, Matt (WR) California.....	85/87.....	82-89	Carthens, Milt (T) Michigan.....	68.....	87



Carthon, Maurice (RB) Ark. St.....	44	92	Curry, Shane (DL) Miami.....	91	91
* Carthon, Ran (RB) Florida.....	35	04-06	* Curtis, Mike (LB) Duke.....	32	65-75
Carver, Melvin (RB) UNLV.....	30	87	* Curtis, Tom (DB) Michigan.....	25	70-71
Cash, Kerry (TE) Texas.....	88	91-94	Daniel, Eugene (CB) LSU.....	38	84-96
Castonzo, Anthony (T) Boston Col.....	74	11-14	Daniel, Kenny (S) San Jose St.....	23	86-87
Chandler, Chris (QB) Washington.....	17	88-89	Darby, Byron (NT) USC.....	72	87-88
Chapman, Josh (DL) Alabama.....	96	12-14	Davenport, Joe Dean (TE) Ark.....	49/80	01-03
* Chapman, Kory (RB) Jacksonville St.....	31	05-06	Davenport, (RB) Miami.....	49	08
Charleston, Jeff (DE) Idaho State.....	60	07	* David, Jason (DB) Wash. St.....	42	04-06
Chatman, Ricky (LB) LSU.....	52	87	Davidson, Cotton (QB) Baylor.....	18/19/2	54, 57
Chatham, Ernie (T) Loyola LA.....	66	54	Davis, Buster (LB) Florida St.....	52	08
Cherilus, Gosder (T) Boston College.....	78	13-14	Davis, Carey (RB) Illinois.....	44	04
Cherry, Stan (LB) Morgan State.....	59	73	Davis, Lee (DB) Mississippi.....	28	87
Chester, Larry (DL) Temple.....	64	98-00	* Davis, Milt (DB) UCLA.....	20	57-60
Chester, Raymond (TE) Morgan St.....	87	73-77	Davis, Norman (G) Grambling.....	63	67
Cheyunski, Jim (LB) Syracuse.....	59	75-76	Davis, Preston (CB) Baylor.....	27	84-86
Choice, Tashard (RB) Georgia Tech.....	43	13	Davis, Ted (LB) Georgia Tech.....	35	64-66
Chorak, Jason (LB) Washington.....	93	98	Davis, Travis (NT) Michigan St.....	95	91
Chorowich, Dick (T) Miami (O).....	78	55-56	Davis, Vontae (CB) Illinois.....	23	12-14
Chung, Eugene (OL) Va. Tech.....	66	97	Davis, Wendell (WR) LSU.....	10	95
Clancy, Sam (DL) Pittsburgh.....	76	89-93	Dawkins, Sean (WR) California.....	87	93-97
* Clark, Dallas (TE/FB) Iowa.....	44	03-11	Dawson, Clifton (RB) Harvard.....	30	07-08
Clark, Ken (RB) Nebraska.....	32	90-92	Dawson, Keyunta (DL) Tex. Tech.....	96	07-10
Clark, Rico (DB) Louisville.....	27	97-98	Dawson, Lake (WR) Notre Dame.....	87	99
Clarks, Conrad (DB) NE Louisiana.....	35	95	Dawson, Jajuan (WR) Tulane.....	11	03
Clemens, Bob (B) Pittsburgh.....	48	82	* DeCarlo, Art (E) Georgia.....	21/23	57-60
Clinkscale, Dexter (S) S.C. State.....	47	86	Dee, Donnie (TE) Tulsa.....	48	88-89
Clancy, Sam (DL) Pittsburgh.....	76	89-93	Delaney, Jeff (S) Pittsburgh.....	34	82-83
Clohery, Colin (TE) Brown.....	46	09	DelBello, Jack (B) Miami (Fla.).....	12	53
Cofer, Mike (K) N.C. State.....	3	95	DeMulling, Rick (G) Idaho.....	64	01-04
Cogdill, Gail (E) Washington St.....	80	68	Denson, Aury (RB) Notre Dame.....	20	02
Cole, Terry (RB) Indiana.....	34	68-69	Dent, Richard (DE) Tenn. State.....	96	96
Coleman, Leonard (DB) Vanderbilt.....	31/47	85-87	DePoo, Brian (WR) Redlands U.....	87	79-81
Coley, James (TE) Clemson.....	87	91	DeVan, Kyle (G) Oregon State.....	66	09-10
Collett, Elmer (G) SF State.....	66	73-77	Dickel, Dan (LB) Iowa.....	55	74-77
Collie, Austin (WR) BYU.....	17	09-12	Dickerson, Eric (RB) SMU.....	29	87-91
* Collins, Jerome (TE) Notre Dame.....	47	06	Dickey, Curtis (RB) Tex. A&M.....	27/33	80-85
Collins, Kerry (QB) Penn State.....	5	11	Diehl, John (T) Virginia.....	78	61-64
Colquitt, Craig (P) Tennessee.....	5	87	* Diem, Ryan (OT) N. Illinois.....	71	01-11
Colteryah, Lloyd (E) Maryland.....	87	54-56	Diles, Zac (LB) Kansas State.....	54	11
Colvin, Jim (T) Houston.....	67/75	60-63	Dilger, Ken (TE) Illinois.....	85	95-01
Condren, Brannon (DB) Troy.....	42	07	Dilts, Bucky (P) Georgia.....	10	79
Conjar, Larry (B) Notre Dame.....	48	69-70	Dixon, Antonio (DT) Miami.....	97	12
Conley, Steven (LB) Arkansas.....	59	98	Dixon, Randy (G) Pittsburgh.....	69	87-95
Conlin, Chris (OL) Penn State.....	66	90-91	Dixon, Titus (WR) Troy State.....	87	89
Conner, Kavell (LB) Clemson.....	53	10-13	Dixon, Zachary (RB) Temple.....	31	80-82
Cook, Fred (DE) So. Mississippi.....	72	74-80	Doering, Chris (WR) Florida.....	15	96-97
* Cooke, Ed (E) Maryland.....	85	59	Doering, Jason (DB) Wisconsin.....	34	01-03
Cooks, Johnie (LB) Miss. St.....	98	82-88	Domres, Marty (QB) Columbia.....	14	72-75
Cortez, Jose (K) Oregon State.....	6	05	Donaldson, Ray (C) Georgia.....	53	80-92
Coryatt, Quentin (LB) Texas A&M.....	55	92-97	* Donovan, Art (DT) Boston Col.....	70	53-61
Cosby, Quan (WR) Texas.....	12	11	* Dorsey, DeDe (RB) Lindenwood.....	30	06
Cota, Chad (DB) Oregon.....	37	99-01	* Doss, Mike (DB) Ohio State.....	20	03-06
Coutre, Larry (B) Notre Dame.....	24	53	Doughty, Glenn (WR) Michigan.....	35	72-79
Covington, John (DB) Notre Dame.....	39	94	Doyle, Jack (TE) Western Kentucky.....	84	13-14
Cox, Aaron (WR) Arizona State.....	80	93	Drougas, Tom (T) Oregon.....	74	72-73
Craddock, Nate (RB) Parsons.....	32	63	* Duncan, James (DB) Md. St.....	35	69-71
Cribbs, Joe (RB) Auburn.....	30	88	Dunlap, Len (DB) N. Tex. St.....	46	71
Cribbs, Josh (RS) Kent State.....	16	14	Dunn, Perry Lee (RB) Mississippi.....	31	69
Criswell, Jeff (G) Graceland.....	62	87	* Dupre, L.G. (RB) Baylor.....	45	55-59
Crockett, Zack (RB) Florida State.....	32	95-98	Durham, Steve (DE) Clemson.....	72	82
Crosby, Cleveland (DE) Arizona.....	73	82	Dutton, John (DE) Nebraska.....	78	74-78
Crosby, Cliff (DB) Maryland.....	31	01-03	Echols, Mike (DB) Wisconsin.....	31	04
Crouch, Terry (G) Oklahoma.....	75	82	Ecklund, Brad (C) Oregon.....	50	53
Culver, Rodney (RB) Notre Dame.....	35	92-93	Edds, A.J. (LB) Iowa.....	52	11
Cunningham, Justice (TE) South Carolina.....	86	13	Edmunds, Randy (LB) Ga. Tech.....	52	72
Cunningham, Pat (OL) Texas A&M.....	72	90	Edwards, Dan (E) Georgia.....	82	53-54
Cuzzo, Gary (QB) Virginia.....	15	63-66	Eggers, Dough (LB) S. Dakota St.....	67	54-57
* Curry, Bill (C) Georgia Tech.....	50	67-72	Ehrmann, Joe (DT) Syracuse.....	76	73-80
Curry, Craig (DB) Texas.....	45	87	Eisenhooth, Stan (OL) Towson St.....	67	89

ADMINISTRATION

COACHING STAFF

FOOTBALL OPERATIONS

BUSINESS OPERATIONS

PLAYERS

2014 SEASON IN REVIEW

COLTS HISTORY

RECORDS

COLTS IN THE COMMUNITY



ADMINISTRATION

COACHING STAFF

FOOTBALL OPERATIONS

BUSINESS OPERATIONS

PLAYERS

2014 SEASON IN REVIEW

COLTS HISTORY

RECORDS

COLTS IN THE COMMUNITY

Ekern, Andy (T) Missouri.....79.....84
 Eldridge, Brody (TE) Oklahoma.....81.....10-11
 Elias, Keith (RB) Princeton.....23.....98-99
 Elko, Bill (NT) LSU.....96.....87
 Embree, Mel (E) Pepperdine.....85.....53
 Emtman, Steve (DT) Wash.....79/90.....92-94
 Enke, Fred (QB) Arizona.....17.....53-54
 Erickson, Craig (QB) Miami.....7.....95
 Essex, Trai (G) Northwestern.....66.....12
 Etheredge, Carlos (TE) Miami.....81.....94
 Evans, Darren (RB) Virginia Tech.....32.....11
 Faulk, Marshall (RB) San Diego St.....28.....94-98
 Faulkner, Jeff (DL) Southern.....94.....90
 Favors, Greg (LB) Miss. State.....51.....02
 Fayson, Jarred (WR) Illinois.....16.....11
 Feagin, Wiley (G) Houston.....61.....61-62
 Feamster, Tom (T) Florida St.....79.....56
 Feasel, Grant (C) Abilene Christian.....50.....83-84
 Federkeil, Dan (OT) Calgary.....76.....06-09
 Federspiel, Joe (LB) Kentucky.....50.....81
 Felton, Jerome (FB) Furman.....42.....11
 Felts, Bob (B) Florida A&M.....47.....65
 Ferguson, Joe (QB) Arkansas.....12.....90
 Fernandes, Ron (DE) E. Michigan.....73.....76-79
 Fields, Greg (DE) Grambling.....79.....79-80
 Fields, Jitter (DB) Texas.....29.....87
 Figaro, Cedric (LB) Notre Dame.....58.....91
 Finn, Jim (RB) Penn.....36.....00-02
 Finnin, Tom (DT) Detroit.....77.....53-56
 Fleener, Coby (TE) Stanford.....80.....12-14
 *Fletcher, Bryan (TE) UCLA.....81.....05-07
 Flowers, Bernie (E) Purdue.....81.....56
 Flowers, Dick (B) Northwestern.....18.....53
 Floyd, Anthony (DB) Louisville.....39.....03-04
 Foley, Tim (T) Notre Dame.....78.....81
 Fontenot, Al (DE) Baylor.....99.....97-98
 Foote, Chris (C) USC.....66.....80-81
 Footman, Dan (DE) Florida St.....98.....97-98
 Forsett, Justin (RB) California.....30.....08
 Foster, Brandon (DB) Texas.....39.....08
 Foster, Eric (DT) Rutgers.....68.....08-11
 Fokou, Moise (LB) Maryland.....58.....12
 Francisco, Aaron (DB) BYU.....43.....09-10
 Franklin, Aubrayo (DL) Tennessee.....97.....13
 Franklin, Cleveland (RB) Baylor.....28.....80-82
 Franklin, Willie (WR) Oklahoma.....30.....72
 Frazier, Derrick (DB) Texas A&M.....31.....96
 Freeman, Jerrell (LB) M.H.Baylor.....50.....12-14
 *Freney, Dwight (DE) Syracuse.....93.....02-12
 Freitas, Makoa (T) Arizona.....76.....03-04
 Fultz, Mike (DT) Nebraska.....72/92.....81
 Gagliano, Bob (QB) Utah State.....11.....88
 Gambol, Chris (T) Iowa.....74.....88
 Ganas, Rusty (DT) S. Carolina.....73.....71
 *Gandy, Dylan (G) Texas Tech.....57.....05-07
 Garcon, Pierre (WR) Mt. Union.....85.....08-11
 *Gardin, Ron (DB) Arizona.....30.....70-71
 Gardner, Ellis (OL) Georgia Tech.....65.....84
 *Gardner, Gilbert (LB) Purdue.....51.....04-06
 Gardocki, Chris (P) Clemson.....17.....95-98
 Garrett, Mike (P) Georgia.....9.....81
 Garry, Ben (RB) So. Mississippi.....29.....79-80
 Gaubatz, Dennis (LB) LSU.....53.....65-69
 Geathers, Clifton (DE) S. Carolina.....66.....12
 George, Ed (T) Wake Forest.....73.....75
 George, Jeff (QB) Illinois.....11.....90-93
 Giannetti, Frank (DL) Penn State.....65.....91
 Gibson, David (DE) USC.....26.....02
 Giguere, Sam (WR) Sherbrooke.....14.....09
 Gilbert, Ben (G) Ohio State.....69.....00-01

Gilburg, Tom (T) Syracuse.....73.....61-65
 Gill, John (DT) Northwestern.....69.....09
 Gill, Owen (RB) Iowa.....44.....85-86
 Ginn, Hubert (RB) Florida A&M.....27/39.....73
 *Giordano, Matt (DB) California.....43.....05-08
 Glasgow, Nesby (DB) Washington.....25.....79-87
 Glenn, Cody (LB) Nebraska.....52.....09-10
 *Glenn, Tarik (OT) California.....78.....97-06
 Glick, Gary (B) Colo. A&M.....47.....61
 *Goddard, Jerry (QB) Marshall.....55/96.....05-06
 Golsteyn, John (QB) N. Illinois.....12/15.....79
 Gonzalez, Anthony (WR) Ohio St.....11.....07-11
 Gonzalez, Joaquin (OL) Miami.....74.....05
 Goode, Chris (DB) Alabama.....37.....87-93
 *Goode, Tom (C) Mississippi St.....54.....70
 Gordon, Lennox (RB) N. Mexico.....30.....00
 Gordy, Josh (CB) Central Michigan.....27.....12-14
 Graham, Nick (DB) Tulsa.....42.....08
 *Gramatica, Martin (K) Kansas St.....10.....04,06
 Grant, Alan (DB) Stanford.....26.....90-91
 *Grant, Bob (LB) Wake Forest.....51.....68-70
 Grant, Stephen (LB) W. Virginia.....59.....92-97
 Graves, Marsharne (T) Arizona.....61.....87
 Gray, Carlton (DB) UCLA.....26.....97
 Gray, Cecil (DL) North Carolina.....75.....93-94
 Gray, Derwin (DB) BYU.....30.....93-97
 Green, Anthony (DT) N. Carolina St.....91.....81
 Green, E.G. (WR) Florida State.....84.....98-00
 Green, Marshay (CB) Mississippi.....30.....12
 Greene, Scott (RB) Mich. St.....43.....98-99
 Gregory, Ken (E) Whittier.....88.....61
 Griffin, Wade (T) Mississippi.....69.....77-81
 Griggs, Perry (KR) Troy State.....28.....77
 Grimm, Dan (G) Colorado.....67.....69
 Grimsley, Ed (LB) Akron.....56.....87
 Groce, Cliff (RB) Texas A&M.....27/33.....95-97
 Gronkowski, Chris (FB) Arizona.....49.....11
 Gross, Lee (C) Auburn.....52.....79
 Guy, Lawrence (DE) Arizona State.....67.....12-13
 Guzman, Ramon (LB) Buffalo.....52.....07
 Haddad, Drew (WR) Bufflao.....84.....01-02
 *Hagler, Tyjuan (LB) Cincinnati.....56.....05-10
 Haines, John (DL) Texas.....90.....86
 Hall, De'von (DB) Utah State.....45.....09
 Hall, Randy (CB) Idaho.....33.....74,76
 Hall, Roy (WR) Ohio State.....83.....07-08
 Hall, Steven (DB) Kentucky.....35.....96
 Hamilton, Joe (QB) Georgia Tech.....3.....04
 Hamlin, Ken (DB) Arkansas.....35.....10
 Hamm, Bob (DE) Nev.-Reno.....95.....87
 Hampton, Jermaine (DB) N. Ill.....47.....01-02
 Hancock, Kevin (LB) Baylor.....51.....87
 Hand, Jon (DE) Alabama.....78.....86-94
 Harbaugh, Jim (QB) Michigan.....4/12.....94-97
 Harbour, James (WR) Mississippi.....87.....86
 Hardeman, Don (RB) Texas A&L.....36.....78-79
 Hardin, Steve (OL) Oregon.....66.....96
 Harness, Jim (B) Mississippi St.....20/41.....56
 Harold, George (B) Allen.....42.....66-67
 *Harper, Nick (DB) Ft. Valley St.....25.....01-06
 Harper, Shawn (T) Indiana.....75.....95
 Harris, Joe (LB) Georgia Tech.....50.....82
 Harris, Sean (LB) Arizona.....55.....01
 Harris, Walt (DB) Miss. State.....21.....02-03
 Harris, Wendell (DB) LSU.....26.....62-65
 Harrison, Bob (B) Ohio U.....20.....61
 Harrison, Dwight (DB) Texas A&L.....28.....78-79
 Harrison, Jonathan (C) Florida.....72.....14
 *Harrison, Marvin (WR) Syracuse.....88.....96-08
 Hart, Jeff (T) Oregon State.....68.....79-83



Hart, Mike (RB) Michigan.....	32	08-10	Hughes, Jerry (DE) TCU.....	92	10-12
*Hartscock, Ben (TE) Ohio State.....	80	04-06	Hughes, Montori (DL) Tennessee-Martin.....	94	13-14
Harvey, Mario (LB) Marshall.....	54	12-14	Hughes, Robert (RB) Notre Dame.....	29	12-13
Hasselbeck, Matt (QB) Boston College.....	8	13-14	Humber, Ramon (LB) N.Dakota St.....	59	09-10
Hatchett, Derrick (CB) Texas.....	42	80-83	Humiston, Mike (LB) Weber St.....	57	82, 84
Hathaway, Steve (LB) W.Virginia.....	58	84	Humm, David (QB) Nebraska.....	10/11	81-82
Hauck, Tim (DB) Montana.....	45	98	Humphrey, Ronald (RB) Ms. V. St.....	25	94-95
Havili, Stanley (RB) USC.....	39	13	Humphries, Leonard (DB) Penn St.....	23	94
*Havrilak, Sam (B) Bucknell.....	17	69-73	Hunley, LaMonte (LB) Arizona.....	56	85-86
*Hawkins, Alex (B) S. Carolina.....	25	59-65, 67-68	Hunt, George (K) Tennessee.....	10	73
Hawthorne, Greg (TE) Baylor.....	83	87	Hunter, Ivy Joe (RB) Kentucky.....	45	89-90
*Hayden, Kelvin (DB) Illinois.....	26	05-10	Hunter, James (NT) USC.....	92	82
Haymond, Alvin (DB) Southern U.....	30	64-67	Hutchins, Von (DB) Mississippi.....	27	04-05
Heard, Kellen (DT) Memphis.....	65	12	Hutton, Trevor (G) Utah State.....	61	04
Heffern, Shawn (OL) Notre Dame.....	79	87	Huzvar, John (RB) Pittsburgh.....	30/38	53-54
Heimkreiter, Steve (LB) Notre Dame.....	58	80	Hyde, Glenn (T) Pittsburgh.....	65	82
Hemphill, Darryl (FS) W. Texas St.....	27	82	Ijalana, Ben (G) Villanova.....	79	11
*Hendricks, Ted (LB) Miami (Fla.).....	83	69-73	lorio, Joe (C) Penn State.....	60	04
Henry, Bernard (WR) Arizona St.....	88	82-85	Insley, Trevor (WR) Nev.-Reno.....	83	01
Henry, Steve (DB) Emporia State.....	44	81	Ismail, Qadry (WR) Syracuse.....	83	02
Hepburn, Lonnie (CB) Texas So.....	43	71-72	Jackson, Andrew (LB) Western Kentucky.....	54	14
Hermann, John (B) UCLA.....	20	56	Jackson, D'Quell (LB) Maryland.....	52	14
Herosian, Brian (S) Connecticut.....	29	73	Jackson, Ken (G) Texas.....	74	53-57
Herrmann, Mark (QB) Purdue.....	9	83-84, 90-92	Jackson, Marcus (DL) Purdue.....	76	87
Herrrod, Jeff (LB) Mississippi.....	54	88-96, 98	Jackson, Mark (WR) Purdue.....	84	94
Herron, Daniel (RB) Ohio State.....	36	13-14	*Jackson, Marlin (DB) Michigan.....	28	05-09
Herzing, Adam (WR) Cal-Poly.....	15	02	Jackson, Victor (DB) Bowie State.....	39	86
Hester, Jessie (WR) Florida State.....	84	90-93	Jackson, Waverly (OL) Va. Tech.....	74	98-02
Hetherington, Chris (RB) Yale.....	44	96-98	Jacquet, Nate (WR) San Diego St.....	18	97
Heyward, Craig (RB) Pittsburgh.....	33	98	James, Brandon (WR) Florida.....	12	10
Heyward-Bey, Darrius (WR) Maryland.....	81	13	James, Edgerrin (RB) Miami.....	32	99-05
Hickman, Dallas (LB) California.....	57	81	James, Javarris (RB) Miami.....	42	10
Hickman, Justin (OLB) UCLA.....	55	12	James, June (LB) Texas.....	58	87
Hicks, Brandon (DT) Bowling Green.....	72	03	James, Tommy (B) Ohio St.....	42	56
Hicks, Dwight (S) Michigan.....	29	86	Jarvis, Ralph (DL) Temple.....	93	90
Hilger, Rust (QB) Oklahoma St.....	7/12	90-91	Jaworski, Matt (LB) Colgate.....	59	91
Hill, Anthony (TE) NC State.....	83	11	Jean Francois, Ricky (DL) LSU.....	99	13-14
*Hill, Jerry (RB) Wyoming.....	45	61, 63-70	Jefferson, Joseph (DB) W. Kentucky.....	29	02-05
Hill, Michael (RB) Missouri Western St.....	23	14	*Jefferson, Roy (WR) Utah.....	87	70
Hills, Tony (T) Texas.....	78	12	Jenkins, Fletcher (DE) Washington.....	94	82
Hilliard, Corey (T) Oklahoma St.....	72	07-08	*Jennings, Tim (DB) Georgia.....	23/27	06-09
*Hilton, Roy (DE) Jackson St.....	85	65-73	Johnson, Anthony (RB) Notre Dame.....	23	90-93
Hilton, T.Y. (WR) Florida Int.....	13	12-14	Johnson, Antonio (DT) Miss. St.....	99	08-12
Hines, Jermale (DB) Ohio State.....	26	11	Johnson, Cam (LB) Virginia.....	59	13-14
Hinton, Chris (G/T) Northwestern.....	75	83-89	*Johnson, Charlie (T) Okla. St.....	74	06-10
Hinton, Chuck (DT) N.Carolina Central.....	75	72	*Johnson, Cornelius (G) Va. Union.....	60	68-72
*Hinton, Ed (WR) Oklahoma.....	33	69-72	Johnson, Curtis (DE) Clark Atlanta Univ.....	94	08
Hoaglin, Fred (C) Pittsburgh.....	54	73	Johnson, Ed (DT) Penn State.....	92/99	07-09
Hobert, Billy Joe (QB) Washington.....	14	00	Johnson, Ellis (DT) Florida.....	62	95-01
Hogeboom, Gary (QB) C. Michigan.....	7	86-88	Johnson, Ezra (DE) Morris Brown.....	90	88-89
Holcomb, Kelly (QB) MTSU.....	13	96-00	Johnson, Gary Don (DT) Baylor.....	90	80
Hollier, Dwight (LB) N. Carolina.....	56	00	Johnson, Greg (DT) Florida State.....	79	77
Holloway, Cornell (DB) Pitt.....	25	90-92	Johnson, Jason (C) Kansas St.....	59/60	97-99
Holmberg, Rob (LB) Penn State.....	59	98	Johnson, Kelley (WR) Colorado.....	84	87
Holmes, Darick (RB) Portland State.....	44	99	Johnson, Marshall (WR) Hou.....	29/80	75-78
Holmes, Khaled (C/G) USC.....	62	13-14	Johnson, Terrence (DB) Cal (PA).....	23	11
Holmes, Mike (DB) Syracuse.....	20	11	Johnson, Wayne (QB) Georgia.....	18	89
Holsey, Bernard (DL) Duke.....	79	00	Jones, Arthur (DT) Syracuse.....	97	14
Holt, John (CB) W. Texas State.....	21	86-88	Jones, Bert (QB) LSU.....	7	73-81
Horn, Dick (B) Stanford.....	18	58	Jones, Brian (LB) Texas.....	56	91
Houchin, Thomas (DE) Kansas St.....	67	04	Jones, Bryant (DB) Toledo.....	33	87
Howard, Marcus (DE) Georgia.....	92	08	Jones, Dominique (TE) Shepherd.....	46	12-13
Howe, Garry (DT) Colorado.....	72	94	Jones, Isaac (WR) Purdue.....	15	99-00
Howell, Delano (S) Stanford.....	26	12-13	Jones, Joe (TE) Va. Tech.....	81	87
Huard, Brock (QB) Washington.....	7	02-03	Jones, Mike (TE) Texas A&M.....	49	93
Hudson, Nat (G) Georgia.....	63	82	Jones, Richard (DB) Texas A&I.....	39	96
Huff, Ken (G) N. Carolina.....	62	75-82	Jones, Ricky (LB) Tuskegee.....	51	80-83
Huffman, Darvell (WR) Boston U.....	85	91	Jordan, Antony (LB) Vanderbilt.....	91	98
Hugasian, Harry (B) Stanford.....	31	55	Jordan, Steve (K) USC.....	6	87
Hughes, Dante (DB) California.....	20	07-08	Joseph, Vance (DB) Colorado.....	43	96

ADMINISTRATION
COACHING STAFF
FOOTBALL OPERATIONS
BUSINESS OPERATIONS
PLAYERS
2014 SEASON IN REVIEW
COLTS HISTORY
RECORDS
COLTS IN THE COMMUNITY



ADMINISTRATION
COACHING
STAFF
FOOTBALL
OPERATIONS
BUSINESS
OPERATIONS
PLAYERS
2014 SEASON
IN REVIEW
COLTS
HISTORY
RECORDS
COLTS IN THE
COMMUNITY

*Joyce, Don (DE) Tulane	76/83	54-60	Lesane, Jimmy (B) Virginia	31	54-55
*June, Cato (LB) Michigan	59	03-06	Lester, Keith (TE) Murray St.	88	87
Justice, Steve (C/G) Wake Forest	53	08	*Lewis, Harold (B) Houston	43	59
Justice, Winston (T) USC	69	12	Lewis, Joe (T) Compton	72	61
Justin, Paul (QB) Arizona State	11	95-97	*Lilja, Ryan (G) Kansas State	65	04-09
Justin, Sid (CB) Long Beach St.	44	82	Linhart, Toni (K) Austria Tech	2	74-79
Kaczmarek, Mike (LB) Southern Ill.	52	73	Linkenbach, Jeff (OT) Cincinnati	72	10-13
Kafentzis, Mark (S) Hawaii	29	83-84	Linn, Jack (T) West Virginia	67	91
Kalmanir, Tom (B) Nevada	40	53	Linne, Aubrey (E) TCU	87	61
Kapinos, Jeremy (P) Penn State	3	10	*Lipscomb, Gene (DT) Miller H.S	76	56-60
Karim, Deji (RB) Southern Illinois	36	12	Little, Jack (T) Texas A&M	72	53-54
Keane, Tom (DB) W. Virginia	21	53-54	Lockett, J.W. (B) Okla. Central	35	63
Kearse, Tim (WR) San Jose St.	85	87	*Logan, Jerry (DB) W. Texas St.	20	63-72
*Keiaho, Freddy (LB) San Diego St.	54	06-09	Looney, Joe Don (RB) Oklahoma	32	64
Keith, Kenton (RB) New Mexico St.	36	07	Lopienski, Tom (RB) Notre Dame	36	03-04
Kellar, Scott (NT) N. Illinois	94	86-87	Lorick, Tony (RB) Arizona St.	33	64-67
Kennedy, Jimmie (TE) Colorado St.	85	75-77	Louis, Lance (G) San Diego St.	60	14
Kent, Joey (WR) Tennessee	16	00	Lowdermilk, Kirk (C) Ohio State	63	93-96
Kerkorian, Gary (QB) Stanford	18	54-56, 58	Lowry, Orlando (LB) Ohio St.	58/59	85-89
Kern, Rex (DB) Ohio State	44	71-73	Luce, Derrel (LB) Baylor	58	75-78
Kerr, Zach (NT) Delaware	94	14	Luck, Andrew (QB) Stanford	12	12-14
Keur, Josh (TE) Michigan State	83	00	Lush, Mike (DB) E. Stroudsburg St.	28	86
Kiel, Blair (QB) Notre Dame	5	86-87	Luther, Ed (QB) San Jose St.	11	86
King, Danny (K) Augusta State	7	99-00	Lutrus, Scott (LB) Connecticut	56	11
King, Brandon (DB) Purdue	37	10-11	*Lyles, Lenny (DB) Louisville	26/43	58, 61-69
King, Justin (WR) Penn State	21	12	Lynch, Corey (DB) Appalachian State	42	13
King, Mitch (DT) Iowa	75	10	Mackey, Dee (E) E. Texas St.	85	61-62
King, Shawn (DE) NE Louisiana	96	99	*Mackey, John (TE) Syracuse	88	63-71
Kirchiro, Bill (G) Maryland	64	62	MacKlin, David (DB) Penn State	27	00-03
Kirchner, Mark (T) Baylor	63	84, 86	MacLeod, Tom (LB) Minnesota	52	74-78
Kirkland, Mike (QB) Arkansas	15	76-78	Madison, Anthony (DB) Alabama	37	09
Kirouac, Lou (T) Boston College	61	64	Mahaffey, Ryan (FB) Northern Iowa	47	11
Kitchings, Desmond (WR) Furman	12	01	Mahlum, Eric (G) California	65	94-96
*Klecko, Dan (DT) Temple	61/90/92	06-07	*Maitland, Jack (RB) Williams	23/40	70
Klecko, Joe (NT) Temple	73	88	Majkowski, Don (QB) Virginia	7	93-94
Knight, Steve (OL) Tennessee	63/73	87-88	Mallard, Josh (DT) Georgia	68	02
Kofler, Matt (QB) San Diego State	12	85	Mandarich, Tony (T) Michigan St.	79	96-98
Koman, Bill (G) North Carolina	65	56	*Manning, Peyton (QB) Tenn.	18	98-11
Kostelnik, Ron (T) Cincinnati	65	69	Manoa, Tim (RB) Penn State	44	91
Kovac, Ed (B) Cincinnati	43	60	Maples, Butch (C) Baylor	53	63
Krahl, Jim (DT) Texas Tech	90	79-80	*Marchetti, Gino (DE) USF	75/89	53-64, 66
Krauss, Barry (LB) Alabama	55	79-88	Marshall, Greg (DT) Oregon St.	66	78
*Krouse, Ray (DE) Maryland	78	58	Martin, Jim (K) Notre Dame	47	63
*Kunz, George (T) Notre Dame	75	75-77, 80	Martin, Robbie (WR) Cal Poly-SLO	31/88	85-86
Labinjo, Mike (LB) Michigan State	92	05	Martin, Sammy (WR) LSU	86	91
*LaCasse, Ryan (DE) Syracuse	99	06	Martin, Steve (DT) Missouri	90	96-98
Lacey, Jacob (DB) Oklahoma St.	27	09-11	Mason, Lindsey (T) Kansas	79	83
La Fleur, Greg (TE) LSU	83	86	Mathews, Jason (T) Tex. A&M	67/74	94-97
Laird, Bruce (DB) American Intl.	40	72-81	Mathews, Ricardo (DT) Cincinnati	91	10-13
Landy, Greg (QB) Massachusetts	11	79-81	Mathias, Ric (DB) Wisc.-LaCrosse	42	98
Landy, LaRon (DB) LSU	30	13-14	Mathis, Dedic (DB) Houston	26	96-97
Langas, Bob (E) Wayne	83	54	*Mathis, Robert (DE) Alabama A&M	98	03-13
Lange, Bill (G) Dayton	66	53	Match, Trevor (OL) BYU	64	92-93
Langhorne, Reggie (WR) Elizabeth City St.	85	92-93	Matte, Tom (RB) Ohio St.	27/41	61-72
LaPointe, Ron (TE) Penn State	85	80	Mattes, Ron (T) Virginia	75	92
Larson, Kurt (LB) Michigan State	59	89-90	Mattiace, Frank (DL) Holy Cross	97	87
*Larson, Lynn (T) Kansas State	67	71-72	*Matuszak, Marv (B) Tulsa	64	59-61
Laskey, Bill (LB) Michigan	51	71-72	Mauck, Carl (LB) So. Illinois	65	69
Lattimore, Brian (RB) SE Mo. State	21	91	*Maxwell, Tom (B) Texas A&M	42	69-70
Lawton, Luke (RB) McNeese State	45	07	Maxwell, Vernon (LB) Arizona St.	56	83-84
Leaks, Roosevelt (RB) Texas	48	75-79	*May, Ray (LB) USC	56	70-72
Leberman, Bob (B) Syracuse	40	54	Mayo, Ron (TE) Morgan State	83	74
*Lee, David (P) Louisiana Tech	49	66-78	McAfee, Pat (P) West Virginia	1	09-14
Lee, Keith (DB) Colorado State	42	85	McCall, Reese (TE) Auburn	86	78-82
Lee, Monte (C) Texas	67	65	McCaulley, Don (RB) N.Carolina	23	71-81
Lee, Ron (RB) West Virginia	34	76-78	McClendon, Jacques (OG) Tenn.	65/80	10
Leeuwenburg, Jay (OG) Colorado	58	96-98	McClendon, Skip (DL) Arizona St.	95	92-93
Lefeged, Joe (DB) Rutgers	35	11-13	McCloskey, Mike (HB) Penn State	49	87
Leiding, Jeff (LB) Texas	92	86-87	McCloughan, Dave (DB) Colorado	42	91
Leigeb, Brian (DB) Cen. Michigan	40	02	McCoy, Tony (NT) Florida	61/94	92-99



McDaniel, Emmanuel (DB) E. Carolina	39	97-98	Moten, Adrian (LB) Maryland	57	11
McDonald, Devon (LB) Notre Dame	57	93-95	Mrosko, Bob (TE) Penn State	88	91
McDonald, Dewey (S) California (PA)	31	14	Muhammad, Mustafah (DB) Fres. St.	21/31	99-00
McDonald, Quintus (LB) Penn St.	96	89-91	Muir, Dan (DT) Kent State	90	08-11
McDougal, Kevin (RB) Colo. St.	43	00-01	Muamba, Henoc (LB) St. Francis Xavier	51	14
McElroy, Leeland (RB) Texas A&M	34	99	Mumphord, Lloyd (CB) Texas So	42	75-78
McElroy, Ray (DB) E. Illinois	40	95-98	*Mungro, James (RB) Syracuse	23	02-06
*McFarland, Anthony (DT) LSU	92	06-07	Munsey, Nelson (CB) Wyoming	31	72-77
McGlynn, Mike (G/C) Pittsburgh	75	12-13	Murphy, Rob (G) Ohio State	61	02
McGregor, Keli (TE) Colorado St.	83	85	Murray, Dan (LB) E. Stroudsburg St.	52	89
McGuire, Carlo (WR) BYU	10/11	97-98	Murray, Walter (LB) Hawaii	86	86-87
McHan, Lamar (QB) Arkansas	14/17	61-63	Murtha, Greg (T) Minnesota	78	82
McKinney, Steve (G) Texas A&M	76	98-01	*Mutscheller, Jim (E) Notre Dame	84	54-61
McLemore, Chris (RB) Arizona	36	87	Myers, Bob (T) Ohio St.	79	55
McLemore, Thomas (TE) Southern	81	95	*Myhra, Steve (LB, K) N. Dakota	65	57-61
McMillan, Chuck (B) John Carroll	31	54	*Myslinski, Tom (OL) Tennessee	67	98
McMillan, Randy (RB) Pittsburgh	32	81-86	Nagle, Browning (QB) Louisville	18	94
McNanie, Sean (DL) San Diego St.	90	90	Naposki, Eric (LB) Connecticut	51	89
McNary, Josh (LB) Army	57	13-14	Neal, Dan (C) Kentucky	50	73-74
McNeill, Mike (TE) Nebraska	80	11	Neal, Leon (RB) Washington	20	96-97
McPhail, Buck (RB) Oklahoma	31	53	*Nelson, Andy (DB) Memphis St.	80	57-63
McQuaid, Dan (OL) Nevadad-L.V.	60	88	*Nelson, Dennis (T) Illinois State	68	70-74
Meadows, Adam (T) Georgia	73	97-03	*Nelson, Jim (LB) Penn State	57	03-04
Memmelaar, Dale (G) Wyoming	67	66-67	Nettles, Doug (CB) Vanderbilt	30	74-79
Mendenhall, Ken (C) Oklahoma	57	71-80	Nevis, Drake (DT) LSU	94	11-12
Meredith, Jamon (T) South Carolina	64	14	*Newsome, Billy (DE) Grambling	81	70-72
Merritts, Jim (DL) West Virginia	65	87	Newsome, Jonathon (LB) Ball State	91	14
Metcalfe, Bo (FB) Baylor	28	84	Newton, Jim (OT) Utah State	69	03
Mewhort, Jack (G) Ohio State	75	14	Newton, Mike (DB) Buffalo	38	10
Michaels, Lou (DE, K) Kentucky	79	64-69	Nichols, Ricky (WR) East Carolina	80	85
Mickens, Arnold (RB) Butler	27	96	*Nichols, Robbie (LB) Tulsa	52	70-71
Middletton, Frank (RB) Florida A&M	43	84-85	Nicks, Hakeem (WR) North Carolina	14	14
Mike-Mayer, Steve (K) Maryland	5	79-80	Nixon, Xavier (T) Florida	71	13-14
Mildren, Jack (S) Oklahoma	11	72-73	Noble, James (WR) S.F. Austin	87	87
Miller, Brandon (DT) Georgia	65	00	Noga, Al (DE) Hawaii	99	94
Miller, Chuckie (DB) UCLA	28	88	Nottingham, Don (RB) Kent St.	48	71-73
Miller, Dan (K) Miami (Fla.)	1	82	Novak, Ken (DT) Purdue	74	76-77
Miller, Eddie (WR) South Carolina	86	92-93	*Nowatzke, Tom (RB) Indiana	34	70-72
*Miller, Fred (DT) LSU	76	63-72	Nugent, Terry (QB) Colo. State	14	87
Miller, Kyle (TE) Mount Union	86	12	Nunn, Freddie Joe (DE) Miss.	93	94-96
Miller, Prince (DB) Georgia	26	11	Nussmeier, Doug (QB) Idaho	10	98
Mills, Jim (T) Hawaii	76	83-84	*Nutter, Buzz (C) VPI	50	54-60, 65
Mioduszewski, Ed (B) Wm. & Mary	26	53	Nwokorie, Chukie (DE) Purdue	91	99-02
Miranda, Paul (DB) Central Florida	21	99	Nyers, Dick (B) Indiana Central	21/80	56-57
Mitchell, Lydell (RB) Penn State	26	72-77	Oatis, Victor (WR) N.W. Louisiana	84	83
Mitchell, Pete (TE) Boston College	49	03	*O'Brien, Jim (K, WR) Cincinnati	80	70-72
*Mitchell, Tom (TE) Bucknell	84	68-73	O'Dell, Stu (LB) Indiana	55	78
Moala, Fili (DT) USC	95	09-13	Odom, Cliff (LB) Texas-Arlington	49/93	82-89
Moncrief, Donte (WR) Mississippi	10	14	Ojinnaka, Quinn (T) Syracuse	69	11
Montgomery, Monty (DB) Houston	34	97-99	Oldham, Ray (S) Mid. Tenn. St.	25	73-77
Mooney, Ed (LB) Texas Tech.	58	72-73	Olds, Bill (RB) Nebraska	38	73-75
Moore, Alvin (RB) Arizona State	23	83-84	Olive, Bobby (WR) Ohio State	16/18	95-96
Moore, Devin (RB) Wyoming	45	10	Oliver, Hubert (FB) Arizona	30	86
Moore, Henry (B) Arkansas	27	57	Olsen, Hans (DT) BYU	67	01
Moore, Jimmy (G) Ohio State	65	81	Olsen, Seth (G) Iowa	73	11-12
Moore, Kenny (WR) Wake Forest	80	10	O'Neal, Calvin (LB) Michigan	51	78
Moore, Larry (OL) Michigan	50/72	98-01	O'Neal, Robert (DB) Clemson	32	93-94
*Moore, Lenny (RB) Penn State	24	56-67	*O'Neil, Keith (LB) N. Arizona	53	05-06
Moore, Mewelde (RB) Tulane	26/37	12	Ontko, Bob (LB) Penn State	51	87
*Moorehead, Aaron (WR) Illinois	85	03-07	Orluna, Joe (RB) Nebraska	37	74
Morgan, DaJuan (DB) N. Car. St.	34	10	Orlovsky, Dan (QB) Connecticut	6	11
Morgan, Stanley (WR) Tenn.	86/88	90	*Orr, Jimmy (E) Georgia	28	61-70
*Morrall, Earl (QB) Michigan St.	15	68-71	Orvis, Herb (DT) Colorado	88	79-81
*Morris, Rob (LB) Brigham Young	94	00-07	O'Steen, Dwayne (DB) San Jose St.	35	82
Morrison, Don (T) Texas-Arl.	79	78	Ours, Wes (FB) W. Virginia	44	01
Morrison, Steve (LB) Michigan	52/92	95-98	Overton, Matt (LS) W. Washington	45	12-14
Morton, Mike (LB) N. Carolina	51	01	Owens, Luke (T) Kent St.	72	57
Mosier, John (TE) Kansas	88	72	Owens, R.C. (E) Coll. Of Idaho	27	62-63
Moss, Roland (RB, TE) Toledo	44	69	Ozdowski, Mike (DE) Virginia	51/71	78-81
Moss, Zefross (T) Alabama St.	73	89-94	Padjen, Gary (LB) Arizona St.	60/90	82-84, 87

ADMINISTRATION

COACHING STAFF

FOOTBALL OPERATIONS

BUSINESS OPERATIONS

PLAYERS IN REVIEW

COLTS HISTORY

RECORDS

COLTS IN THE COMMUNITY



ADMINISTRATION

COACHING STAFF

FOOTBALL OPERATIONS

BUSINESS OPERATIONS

PLAYERS

2014 SEASON IN REVIEW

COLTS HISTORY

RECORDS

COLTS IN THE COMMUNITY

Page, Mike (QB) Arizona St.....	18	82-85	Rainey, Chris (RB) Florida.....	25 13
Painter, Curtis (QB) Purdue.....	7	09-11	Ramsey, LaJuan (DT) Southern Cal.....	99 08
Palmer, Nathan (WR) N. Illinois.....	10 12	Ramsey, Tom (QB) UCLA.....	14 89
Pankey, Irv (T) Penn State.....	75	91-92	Randle, Tate (CB) Texas Tech.....	35	83-86
Paris, William (OL) Michigan.....	79 91	Randolph, Thomas (DB) Kansas St.....	27 99
Parker, Anthony (DB) Arizona St.....	43 89	Ransdell, Bill (QB) Kentucky.....	9 88
*Parker, Jim (T/G) Ohio State.....	77	57-67	Ratigan, Brian (LB) Notre Dame.....	52 94
Parker, Steve (DE) E. Illinois.....	78	83-84	Ratliff, Keiwan (DB) Florida.....	31/35	07-08
Parrish, James (OL) Temple.....	75 93	Ray, John (OL) West Virginia.....	68 93
Patera, Jack (LB) Oregon.....	61	55-57	Raymond, Gerry (G) Boston Col.....	63 82
Pathon, Jerome (WR) Wash.....	86	98-01	Rayner, Dave (G) Michigan State.....	16 05
Patrick, Garin (OL) Louisville.....	64/68	95-97	*Reagor, Montae (DT) Texas Tech.....	90	03-06
Patten, Joel (T) Duke.....	65	87-88	*Rechichar, Bert (DB, K) Tenn.....	44	53-59
Pear, Dave (DT) Washington.....	65 75	Redd, Glen (LB) BYU.....	58 86
Pearson, Preston (RB) Illinois.....	26	67-69	Redding, Cory (DE) Texas.....	90	12-14
Peguese, Willis (DE) Miami.....	96	92-93	Reece, Geoff (C) Washington St.....	50 78
Peko, Tupe (C/G) Michigan State.....	56	02-04	Reed, David (WR) Utah.....	85 13
*Pellington, Bill (LB) Rutgers.....	36/65	53-64	Reed, Mark (QB) Moorhead St, Minn.....	8 83
Pelton, Mike (DL) Auburn.....	99 95	Reese, Guy (T) SMU.....	75	64-65
Pender, David (DB) Purdue.....	34 10	*Reid, Darrell (DT) Minnesota.....	95	05-08
Pendleton, Jeris (DL) Ashland.....	61 13	*Reid, Dexter (DB) N. Carolina.....	36	05-06
Pepper, Gene (G) Mississippi.....	60 54	Reid, Spencer (LB) BYU.....	56 99
Perkins, Bruce (RB) Arizona State.....	34 91	Reitz, Joe (G) W. Michigan.....	76	11-14
*Perkins, Ray (WR) Alabama.....	27	67-71	Remo, Roger (LB) Syracuse.....	90 87
Perry, Joe (RB) Compton.....	34	61-62	Renfro, Dean (B) N. Texas St.....	20 55
Perryman, Jim (DB) Milikin.....	43 87	*Ressler, Glenn (G) Penn State.....	62	65-74
Peter, Christian (DT) Nebraska.....	97 01	Rhodes, Danny (LB) Arkansas.....	56 74
Petersen, Ted (T) Eastern Illinois.....	71 84	*Rhodes, Dominic (QB) Midwest St.....	30/33/36	01-06, 08, 10
Peterson, Gerald (T) Texas.....	76 56	Rice, Simeon (DE) Illinois.....	78 07
Peterson, Mike (LB) Florida.....	52	99-02	Richard, Jamey (C) Buffalo.....	61	08-11
Petrowski, Jamie (TE) Indiana St.....	80 08	*Richardson, Jerry (E) Wofford.....	87	59-60
Petties, Neal (E) San Diego St.....	84	64-66	Richardson, Mike (DB) Notre Dame.....	37 10
Phillips, Ryan (LB) Idaho.....	56 01	Richardson, Trent (RB) Alabama.....	34	13-14
Phillips, Shawn (LB) Purdue.....	55 14	Richardson, Willie (WR) Jackson St.....	87	63-69, 71
Pierson, Pete (T) Washington.....	69 02	Ricketts, Tom (G) Pittsburgh.....	68 92
Pinkney, Reggie (DB) E. Carolina.....	37	79-81	Rideaux, Darrell (DB) USC.....	38 03
Pitcock, Quinn (DT) Ohio State.....	97 07	Ridder, Tim (T) Notre Dame.....	72	00-01
Pittman, Charlie (RB) Penn St.....	42 71	Riley, Butch (LB) Texas A&I.....	54 69
Plantz, Ron (OL) Notre Dame.....	67 87	Riley, Eugene (TE) Ball State.....	87 90
Plummer, Bruce (DB) Miss. St.....	23 89	Rison, Andre (WR) Michigan St.....	85/87 89
Plummer, Chad (WR) Cincinnati.....	16/87	99-00	Roberg, Mike (TE) Idaho.....	85 02
*Plunkett, Sherm (T) Md. St.....	79	58-60	Robinson, Charles (G) Morgan St.....	66 54
Pollak, Mike (G) Arizona State.....	78	08-11	Robinson, Freddie (DB) Alabama.....	47	87-88
Pollard, Marcus (TE) Bradley.....	81	95-04	Robinson, Gijon (TE) Mo. West. St.....	47	08-10
Poole, Barney (E) Army, Miss.....	83 53	Robinson, Glenn (DE) Oklahoma St.....	71 75
Poole, Tyrone (DB) Fort Valley St.....	38	98-00	Robinson, Roderick (QB) Ark.-PB.....	8 01
Pope, Kendrick (LB) Florida State.....	55 04	Roby, Courtney (WR) Indiana.....	10 08
Porter, Ricky (RB) Slippery Rock, Pa.....	20 83	Rogers, Da'Rick (WR) Tennessee Tech.....	16 13
Porter, Ron (LB) Idaho.....	55	67-69	Rogers, Nick (DE) Georgia Tech.....	97 04
Porter, Tracy (WR) LSU.....	87	83-84	Rogers, Ron (LB) Georgia Tech.....	51 98
Potts, Roosevelt (RB) NE Louisiana.....	35/42	93-97	Rowe, David (DT) Penn State.....	74 78
Powell, Carl (DL) Louisville.....	92 97	Royal, Andre (LB) Alabama.....	56 98
Powers, Jerraud (DB) Auburn.....	25	09-12	Rucker, Chris (DB) Michigan St.....	36 11
Pratt, Robert (G) N. Carolina.....	61	74-81	Rudnick, Tim (DB) Notre Dame.....	43 74
*Preas, George (T) VPI.....	60	55-65	*Rushing, T. J. (DB) Stanford.....	20/34	06-09
*Pricer, Billy (RB) Oklahoma.....	31	57-60	Rypien, Mark (QB) Wash. State.....	16 01
Prior, Mike (DB) Illinois State.....	39	87-92	Saar, Brad (LB) Ball State.....	59 87
*Proehl, Ricky (WR) Wake Forest.....	11 06	Salisbury, Sean (QB) USC.....	8/13 87
Pruitt, James (WR) Cal. St.-Ful.....	49/86	88-89	Sally, Jerome (NT) Missouri.....	76 87
Pugh, David (DT) Virginia Tech.....	95	02-03	Salter, Bryant (DB) Pittsburgh.....	46 76
Purifoy Loucheiz (CB) Florida.....	23 14	*Sample, John (DB) Maryland St.....	44/47	58-60
Pyatt, Brad (WR) N. Colorado.....	84	03-04	*Sanders, Bob (DB) Iowa.....	21	04-10
Pyle, Palmer (G) Michigan St.....	62	60-63	Sanders, Glen (LB) Louisiana Tech.....	58 95
Quarles, Kelcy (DT) South Carolina.....	73 14	*Sandusky, Alex (G) Clarion.....	68	54-66
Quinn, Mike (QB) S.F. Austin.....	11 98	*Sanford, Leo (C) Louisiana Tech.....	55 58
Raba, Bob (TE) Maryland.....	85 80	Santi, Tom (TE) Virginia.....	86	08-09
Radachowsky, George (DB) Boston Col.....	21	84-85	Sapp, Gerome (DB) Notre Dame.....	38	04-05
Radecic, Scott (LB) Penn St.....	52/97	90-95	Satele, Samson (C) Hawaii.....	64	12-13
Radosевич, George (C) Pitt.....	52/72	54-56	Sattenwhite, Howard (WR-KR) Sam Houston St.....	28 77
Raiff, Jim (G) Dayton.....	60 54	*Saturday, Jeff (C) North Carolina.....	63	99-11



Saul, Bill (LB) Penn State.....	50	62-63	Sowell, Bradley (T) Mississippi.....	60	12
Saunders, Weslye (TE) S. Carolina.....	85	12-14	Speyrer, Cotton (WR) Texas.....	28	72-74
Sauter, Cory (QB) Minnesota.....	11/16	02-03	*Spinney, Art (G) Boston Col.....	63/81	53-60
Schlichter, Art (QB) Ohio State.....	10	82, 84-85	Stablein, Brian (WR) Ohio St.....	86	94-97
Schmiesing, Joe (DT-DE) N.M. St.....	7573	Stanback, Harry (DE) N. Carolina.....	9382
*Schobel, Bo (DE) TCU.....	6406	*Standeford, John (WR) Purdue.....	8406
Schultz, William (OL) USC.....	74	90-93	Stargell, Tony (DB) Tenn. State.....	45	92-93
Scioli, Brad (DE) Penn State.....	99	99-04	Stark, Rohn (P) Florida State.....	3	82-94
Sciullo, Steve (G) Marshall.....	7403	Staysniak, Joe (T) Ohio State.....	79	92-95
Scott, Chris (DE) Purdue.....	95	84-85	Stevens, Howard (RB) Louisville.....	27	75-77
Scott, Freddie (WR) Amherst.....	86	74-77	Steward, Jason (DT) Fresno St.....	68	04-05
Scott, Freddie (WR) Penn State.....	1598	Stith, Shyrone (RB) Va. Tech.....	30	01-02
*Scott, Jake (G) Idaho.....	73	04-07	Stock, Mark (WR) VMJ.....	10/1596
Senn, Jordan (LB) Portland State.....	51	08-09	*Stokley, Brandon (WR) SW La.....	83	03-06
Session, Clint (LB) Pittsburgh.....	55	07-10	Stone, Avatus (B) Syracuse.....	4158
Sharkey, Ed (G) Duke, Nevada.....	6453	Stonebreaker, Steve (LB) Detroit.....	31	64-66
*Shaw, George (QB) Oregon.....	14	55-58	Stover, Matt (K) Louisiana Tech.....	309
Shello, Kendel (DL) Southern.....	97	96-98	Streeter, George (DB) Notre Dame.....	4690
Sheppard, Kelvin (LB) LSU.....	5213	Strickland, Donald (DB) Colorado.....	30	03-05
*Sherer, Dave (E) SMU.....	8659	Strock, Don (QB) Virginia Tech.....	1289
Sherwin, Tim (TE) Boston Col.....	83	81-87	Strofolino, Mike (LB) Villanova.....	5165
Shields, Burrell (B) John Carroll.....	3155	Studebaker, Andy (LB) Wheaton.....	58	13-14
Shields, Lebron (G) Tennessee.....	7360	*Stukes, Charles (DB) Md. St.....	47	67-72
Shields, Paul (RB) Arizona.....	39	99-00	Stynchula, Andy (T) Penn State.....	83	66-67
Shinners, John (G) Xavier.....	6472	*Sullivan, Dan (G,T) Boston Col.....	71	62-72
*Shinnick, Don (LB) UCLA.....	66	57-68	Swoope, Craig (DB) Illinois.....	26	87-88
Shipley, A.Q. (C) Penn State.....	62	12, 14	Sword, Sam (LB) Michigan.....	98	00-02
Shiver, Sanders (LB) Carson-New.....	54	76-83	*Szymanski, Dick (C, LB) Notre Dame.....	52	55, 57-68
Shlapak, Boris (K) Michigan State.....	272	Tabor, Tom (DT) Baylor.....	7682
Shoulders, Darin (T) Tulane.....	6491	Taliaferro, George (B) Indiana.....	20	53-54
Shula, David (WR) Dartmouth.....	8581	Tamme, Jacob (TE) Kentucky.....	84	08-11
Shula, Don (DB) John Carroll.....	25	53-56	*Taseff, Carl (B) John Carroll.....	23	53-61
Siani, Mike (WR) Villanova.....	45	78-80	Tate, David (DB) Colorado.....	49	94-97
Silva, Jamie (DB) Boston College.....	40	08-09	Taylor, David (T) Catawba.....	64	73-79
Simmons, Dave (LB) N. Carolina.....	60/9682	Taylor, Hosea (DE) Houston.....	90	81, 83
Simmons, John (CB) SMU.....	4187	Taylor, Jim Bob (QB) Georgia Tech.....	1283
Simmons, Stacey (WR) Florida.....	8590	Taylor, Keith (DB) Illinois.....	27	88-91
Simmons, Tony (WR) Wisconsin.....	1401	Teichelman, Lance (DL) Texas A&M.....	9994
*Simon, Corey (DT) Florida State.....	97	05-06	Tepper, Mike (G) California.....	6711
Simonini, Ed (LB) Texas A&M.....	56	76-81	Tevaseu, Martin (NT) UNLV.....	6812
Simonson, Dave (T) Minnesota.....	6074	Thomas, Donald (G) Connecticut.....	6613
Simpson, Chad (RB) Morgan St.....	35	08-09	Thomas, Jaimie (G) Maryland.....	7310
*Simpson, Jack (B) Florida.....	41	58-60	Thomas, Jesse (B) Mich. St.....	40/41	55-57
Sims, Ernie (LB) Florida State.....	3511	*Thomas, Josh (DE) Syracuse.....	91	04-09
Sims, Marvin (RB) Clemson.....	39	80-81	Thomas, Kevin (DB) USC.....	2111
Sims, Thomas (DL) Pittsburgh.....	92	93-94	Thomas, Mark (DL) N. Car. St.....	75/90	98-01
Sims, Tommy (S) Tennessee.....	4586	Thomas, Marquise (LB) Miss.....	9493
Sinnot, John (T) Brown.....	7982	Thomas, Ratcliff (LB) Maryland.....	51/55	98-00
Siragusa, Tony (NT) Pittsburgh.....	98	90-96	Thomas, Spencer (DB) Washburn.....	4676
Slutzker, Scott (TE) Iowa.....	84	96-97	Thompson, Arland (G) Baylor.....	6782
Small, Torrance (WR) Alcorn State.....	8798	Thompson, Aundra (WR) E. TX. St.....	2183
Smedley, Eric (DB) Indiana.....	4099	Thompson, Don (DE) Richmond.....	83	62-63
*Smith, Billy Ray (T) Ark.....	74/83	61-62, 64-70	Thompson, Donnel (LB/FB) Wis.....	47/5	01-03
*Smith, Bubba (DE) Michigan St.....	78	67-71	Thompson, Donnell (DE) N.Carolina.....	99	81-91
Smith, Byron (DE) California.....	91	84-85	Thompson, Norm (DB) Utah.....	43	77-79
Smith, Ed (LB) Vanderbilt.....	52	80-81	Thompson, Ricky (WR) Baylor.....	88	76-77
Smith, Detron (RB) Texas A&M.....	39/42	02-03	Thornton, David (LB) N. Carolina.....	50	02-05
Smith, Holderi (WR) California.....	8482	Thornton, Hugh (G) Illinois.....	69	13-14
*Smith, Hunter (P) Notre Dame.....	17	99-08	Thornton, Reggie (WR) Bowl. Green.....	8691
Smith, Ollie (WR) Tennessee St.....	80	73-74	Thorp, Don (NT) Illinois.....	62/78/96	87-88
Smith, Phil (WR) San Diego St.....	86	83-84	Thorpe, Craphonso (WR) Florida St.....	1507
Smith, Taj (WR) Syracuse.....	1010	*Thurston, Fred (G) Valparaiso.....	6458
Smith, Thomas (DB) N. Carolina.....	2101	Tipton, Zurlon (RB) Central Michigan.....	3714
Smith, Zeke (LB) Auburn.....	6160	Toler, Greg (DB) St. Paul's.....	28	13-14
Smolinski, Mark (B) Wyoming.....	32	61-62	Tomberlin, Pat (T) Florida St.....	68	89-90
*Snow, Justin (TE) Baylor.....	48	00-11	Toner, Ed (RB) Boston Col.....	28/44	92-94
Snyder, Pat (OL) Purdue.....	5791	Tongue, Marco (CB) Bowie St.....	4683
Solt, Ron (G) Maryland.....	66	84-88, 92	Torretta, Gino (QB) Miami.....	297
*Sommer, Mike (RB) George Wash.....	26	59-61	Toth, Zollie (RB) LSU.....	36	53-54
*Sorgi, Jim (QB) Wisconsin.....	12	04-09	Toudouze, Michael (T) TCU.....	75	07-11

ADMINISTRATION

COACHING STAFF

FOOTBALL OPERATIONS

BUSINESS OPERATIONS

PLAYERS

2014 SEASON IN REVIEW

COLTS HISTORY

RECORDS

COLTS IN THE COMMUNITY



ADMINISTRATION

COACHING STAFF

FOOTBALL OPERATIONS

BUSINESS OPERATIONS

PLAYERS

2014 SEASON IN REVIEW

COLTS HISTORY

RECORDS

COLTS IN THE COMMUNITY

Townsend, Deshea (DB) Alabama	23	10	Whittington, Bernard (DE) Indiana	95	94-00
Trent, Morgan (DB) Michigan	26	11	Widell, Doug (G) Boston College	64	96-97
Triplet, Nate (LB) Minnesota	54	10-11	Wiegmann, Casey (OL) Iowa	68	96
Triplet, Larry (DT) Washington	75	02-05	Wiggins, Jermaine (TE) Georgia	85	02
Troup, Bill (QB) S. Carolina	12	74, 76-78	Wilkerson, Daryl (DE) Houston	92	81
Trudeau, Jack (QB) Illinois	10	86-93	*Wilkins, Terrence (WR) Virginia	10/80	99-01, 03, 06
Truon, Justin (DB) Arizona St	20	10-11	Williams, John (RB) Wisconsin	40	87
Tuinei, Van (DL) Arizona	96	98	*Williams, John (G) Minnesota	75	68-71
Tullis, Willie (CB) Troy State	42	87-88	*Williams, Josh (DT) Michigan	96	00-05
Tupa, Tom (QB) Ohio State	7	92	Williams, Kendall (CB) Arizona St.	44	13
Turner, Bake (E) Texas Tech	30	62	Williams, Kerwynn (RB) Utah State	37	83
Turner, Floyd (WR) N.W. Lou	85/88	94-95	Williams, Kevin (WR) USC	21	81
Turner, Ricky (QB) Wash. State	12	88	Williams, Newton (RB) Arizona St.	39	83
Ugoh, Tony (T) Arkansas	67	07-09	Williams, Oliver (WR) Illinois	86	85-86
*Ulrich, Matt (G) Northwestern	69	05-06	Williams, Payton (DB) Fresno St.	28	00
*Unitas, John (QB) Louisville	19	56-72	Williams, Ricky (QB) Texas Tech	35	02-03
*Utecht, Ben (TE) Minnesota	47/86	04-07	Williams, Sid (LB) Southern	64	68
Utt, Ben (G) Georgia Tech	64	82-89	Williams, Steve (DT) Western Car.	74	74
Van Divier, Randy (T) Washington	79	81	Williams, Teddy (CB) Texas-San Antonio	21	12
Van Duyne, Bob (G) Idaho	67	74-80	Williams, Vaughn (DB) Stanford	40	84
Vance, Eric (DB) Vanderbilt	37	02	Williams, Warren (RB) Miami	44	93
Vander Poel, Mark (T) Col.	72/75	91-92	Wily, Drew (QB) Buffalo	16	09
Vanderbeek, Matt (LB) Mich. St.	58	90-92	Wilson, Abu (RB) Utah State	37	98
Vanderjagt, Mike (K) W. Va	12/13	98-05	Wilson, Butch (E) Alabama	86	63-67
Varty, Mike (LB) Northwestern	51	75	Wilson, Jamie (OL) Marshall	71	99
Vaughn, Cassius (CB) Mississippi	32	12-13	Wilmot, Trevor (LB) Indiana	96	95
Vaughn, Chip (DB) Wake Forest	49	10	Windauer, Bill (DT) Iowa	65	73-74
Venuto, Jay (QB) Wake Forest	14	81	Wingate, Elmer (E) Maryland	84/89	53
Venzke, Patrick (T) Idaho	65	04	Winkler, Jim (T) Texas A&M	76/79/84	53
Verdin, Clarence (WR) SW Lou	83	88-93	Winter, Blaise (DE) Syracuse	96	84
Vessels, Billy (RB) Oklahoma	21	56	Wisniewski, Leo (NT) Penn St	69	82-84
Vickers, Kipp (OL) Miami	71	93-97	Wolford, Will (T) Vanderbilt	67	93-95
*Vinatieri, Adam (K) S. Dakota St.	4	06-14	Womble, Royce (RB) N. Texas St	26	54-57
Virkus, Scott (DE) San Fran. CC	94	84-85	Wonsley, George (RB) Miss. St	34	84-88
*Vogel, Bob (T) Ohio St.	72	63-72	Wood, Mike (K) S.E. Missouri	16	81-82
Von der Ahe, Scott (LB) Arizona St	51	97	Woods, Mike (LB) Cincinnati	59	79-81
*Volk, Rick (DB) Michigan	21	67-75	Wooten, Tito (DB) NE Louisiana	28	99
Vollers, Kurt (T) Notre Dame	60	05	Workman, Vince (RB) Ohio State	46	95-96
Waechter, Henry (DE) Nebraska	71	83-84	Worsley, Victor (LB) North Carolina	51	07
Walczak, Mark (TE) Arizona	83/84	87	*Wright, George (DT) Houston	60/74	70-71
Walden, Erik (LB) Middle Tennessee State	93	13-14	Wright, Johnnie (RB) S.C.-Col	38	82
Walker, Joe (DB) Nebraska	20	02	Wright, Keith (DL) Missouri	97	04
Walker, Tony (LB) SE Mo. St.	92	90-93	Wright, Steve (T) Northern Iowa	73	83-84
Wallace, Jackie (S) Arizona	20	75-76	Wright, Terry (DB) Temple	27/40	87-88
Walls, Raymond (DB) So. Miss	42	01	Yeboah-Kodie, Phil (LB) Penn St	57	96
Walsh, Steve (QB) Miami	4	99	Yohn, Dave (C) Gettysburg	51	62
Walters, Troy (WR) Stanford	86	02-05	Young, Anthony (DB) Temple	37	85
Ward, Jim (QB) Gettysburg	16	67-69	Young, Buddy (B) Illinois	22	53-55
Warren, Lamont (RB) Colorado	21	94-98	Young, Dave (TE) Purdue	81/86	83-84
Washington, Charles (DB) Cameron	46	89	Young, Dick (B) Chattanooga	24/31	55-56
Washington, Joe (RB) Oklahoma	20	78-80	Young, Fredd (LB) New Mex. St	56	88-90
Washington, Marcus (LB) Auburn	53	00-03	Zabel, Steve (LB) Oklahoma	58	79
Washington, Ronnie (LB) NE Lou	57	89	Zbikowski, Tom (S) Notre Dame	28	12
Watts, Damon (DB) Indiana	36	94-97	Zgonina, Jeff (DL) Purdue	90	98
*Wayne, Reggie (WR) Miami	87	01-14			
Weathers, Clarence (WR) Del. St	85	89			
Welch, Jim (B) SMU	46	60-67			
Wells, Mike (DT) Iowa	95	01			
Welsh, Jonathan (DE) Wisconsin	99	05			
Werner, Joern (LB) Florida State	92	13-14			
West, Derek (T) Colorado	72	95-97			
Westerman, Jamaal (LB) Rutgers	97	12			
Whalen, Griff (WR) Stanford	17	12-14			
Wheeler, Philip (LB) Ga. Tech	50	08-11			
White, Blair (WR) Michigan St	15	10-11			
White, Bob (B) Stanford	25	55			
White, Brad (DT) Tennessee	92	84-85			
White, Stan (LB) Ohio State	53/54	72-79			
White, Will (DB) Florida	21	93			
Whiteside, Keyon (LB) Tenn	52	03-04			



The following players and coaches were members of the Baltimore Colts teams that played in the All American Football Conference and then in the NFL during the 1947-1950 seasons.

COACHES

Campofreda, Nick – W. Md.	1947	Edmonds, Don – Indiana	1947	Miner, Wayne – Notre Dame	1950
Conkright, Bill – Oklahoma	1949	Hewlett, Andy – Davidson	1947	O'Rourke, Chas. – Boston College	1949
Crow, Clem – Notre Dame	1950	Hunt, Joel – Texas A&M	1947	Pirro, Rocco – Catholic U.	1950
Defilippo, Lou – Fordham	1948	Isbell, Cecil – Purdue	1947-49	Stidham, Tom – Haskell	1947-48
Driskill, Walter – Colorado	1949	Michalske, Mike – Penn State	1949	Taylor, John – Ohio State	1947

PLAYERS

Akins, Frank (B) Washington St.	47	Leonard, Bill (E) Notre Dame	54	49
Artoe, Lee (T) Santa Clara, Calif.	44	Lio, Augie (G) Georgetown	37	47
Averno, Sisto (G) Muhlenberg	32	Livingstone, Bob (B) Notre Dame	86	50
Barwegen, Dick (G) Purdue	31	Madar, Elmer (E) Michigan	53	47
Baumgartner, Bill (E) Minnesota	29	Maggioli, Achille (B) Notre Dame	80	50
Bechtol, Hub (E) Texas	57	Marino, Vic (G) Ohio State	34	47
Beson, Warren (C) Minnesota	32	Maves, Earl (B) Wisconsin	48	48
Berezney, Pete (T) Notre Dame	47	Mayne, Lew (B) Texas	88	48
Black, John (B) Mississippi State	85	Mazzanti, Gino (B) Arkansas	83	50
Blanda, George (QB) Kentucky	64	McCormick, Len (C) Baylor	28	48
Blandin, Ernie (T) Tulane	41	Mellus, John (T) Villanova	48	47-49
Blount, Lamar (E) Mississippi St.	59	Mertes, Bus (B) Iowa	73	47-48
Brown, Hardy (LB) Tulsa	73	Meyer, Gil (E) Wake Forest	55	47
Buksar, George (B) Purdue, USF	77	Mobley, Rudy (B) Hardin-Simmons	81	47
Burk, Adrian (QB) Baylor	68	Murray, Earl (G) Purdue	30	50
Campbell, Leon (B) Arkansas	78	Mutny, Chet (B) Xavier	81	50
Case, Ernie (B) UCLA	67	Nelson, Bob (C) Baylor	28	50
Castiglia, Jim (B) Georgetown	29	Nemeth, Steve (B) Notre Dame	48	47
Coleman, Herb (C) Notre Dame	22/29	Nolander, Don (C) Minnesota	22	47
Collins, Albin (B) LSU	88	North, John (E) Vanderbilt	55	48-50
Colo, Don (T) Brown	45	Nowaskey, Bob (DE) Washington	52	48-50
Cooper, Ken (C) Vanderbilt	33	Oristaglio, Bob (E) Penn.	57	50
Corley, Elbert (C) Mississippi State	22	O'Rourke, Chas. (B) Boston Col.	66	48-49
Cowan, Bob (C) Indiana	83	Owens, Jim (E) Oklahoma	59	50
Crisler, Hal (E) San Jose State	56	Page, Paul (B) SMU	88	49
Cure, Armand (B) Rhode Island	62	Perina, Bob (B) Princeton	84	50
Davis, Lamar (E) Ga. Tech	51	Perpich, George (T) Georgetown	48	47
Dellerba, Spiro (B) Ohio State	71/77	Pfohl, Bob (B) Purdue	85	48-49
Donovan, Art (DT) Boston Col.	49/70	Phillips, Mike (C) W. Maryland	21	47
Dudish, Andy (B) Georgia	88	Poole, Oliver (E) Mississippi	54	48
Faverre, Everett (B) Minnesota	89	Prewitt, Felto (C) Tulsa	20	49
Falchock, Frank (B) Indiana	64	Rich, Herb (B) Vanderbilt	87	50
Fletcher, Arthur (E) Washburn	53	Ruthstrom, Ralph (B) SMU	84	49
Fowler, Aubrey (B) Arkansas	80	Salata, Paul (E) USC	51	50
French, Barry (G) Purdue	35	Schweder, John (G) Penn.	37/66	50
Galvin, John (B) Purdue	63	Schwenk, Bud (B) Wash. U.	40/64	47
Gambino, Lucien (B) Maryland	77/89	Sidorik, Alex (T) Miss. St.	44	48-49
Garrett, Bill (G) Miss. St.	30	Sigurdson, Sig (E) Lutheran	56	47
Getchell, Gorham (E) Temple	59	Simmons, Jack (G) Detroit	32	48
Gillory, Byron (B) Texas	87	Sinkwich, Frank (B) Georgia	76	47
Grain, Ed (G) Penn.	33/45	Smith, Joe (E) Texas Tech	56	48
Grossman, Rex (B) Indiana	74	Spaniel, Frank (B) Notre Dame	85	50
Groves, George (G) Marquette	37	Spavital, Jim (B) Okla. A&M	76	50
Handley, Dick (C) Fresno State	24	Spinney, Art (G) Boston College	53	50
Hekkers, George (T) Wisconsin	44	Spruill, Jim (T) Rice	46	48-49
Higgins, Luke (G) Notre Dame	31/32/38	Stewart, Ralph (C) Missouri-N.D.	20	48
Hillenbrand, Bill (B) Indiana	82	Stone, Bill (B) Bradley	82	49-50
Jagade, Harry (B) Indiana	76	Sylvester, John (B) Temple	83	48
Jenkins, Jon (T) Dartmouth	47	Terrell, Ray (B) Mississippi	83	47
Jensen, Bob (E) Iowa State	54	Tillman, Alonzo (C) Oklahoma	22	49
Jones, Ralph (E) Alabama	52	Tittle, Y.A. (QB) LSU	63	48-50
Kasap, Mike (T) Ill & Purdue	46	Trebotich, Ivan (B) St. Mary's	77	47
Kelly, Bob (B) Notre Dame	89	Vacanti, Sam (B) Nebraska	67/69	48-49
King, Ed (G) Boston College	34	Vardian, John (B) Ft. Pierce	87	47-48
Kingery, Wayne (B) LSU	80	Wedemeyer, Herman (B) St. Mary's	87	49
Kissell, Vito (B) Holy Cross	72	Williams, Joel (C) Texas	22	50
Klug, Al (T) Marquette	38/41	Williams, Windell (E) Rice	53	48
Kodba, Joe (C) Purdue	28	Wright, John (B) Maryland	71	47
Konetsky, Floyd (E) Florida	54	Yokas, Frank (G) Great Lakes NTS	30	47
Landrigan, Jim (T) Holy Cross-Dartmouth	59	Zalejski, Ernie (B) Notre Dame	89	50
Leicht, Jake (B) Oregon	81	Zorich, George (G) Northwestern	33	47

ADMINISTRATION

COACHING
STAFFFOOTBALL
OPERATIONSBUSINESS
OPERATIONS

PLAYERS

2014 SEASON
IN REVIEWCOLTS
HISTORY

RECORDS

COLTS IN THE
COMMUNITY



COLTS DRAFT HISTORY

COLTS FIRST ROUND DRAFT CHOICES

1953—Billy Vessels, HB, Oklahoma	1974—John Dutton, DE, Nebraska	1993—Sean Dawkins, WR, California
1954—Cotton Davidson, QB, Baylor	Roger Carr, WR, Louisiana Tech	1994—Marshall Faulk, RB, San Diego St.
1955—George Shaw, QB, Oregon (bonus)	1975—Ken Huff, G, North Carolina	Trev Alberts, LB, Nebraska
Alan Ameche, FB, Wisconsin	1976—Ken Novak, DT, Purdue	1995—Ellis Johnson, DE/T, Florida
1956—Lenny Moore, HB, Penn State	1977—Randy Burke, WR, Kentucky	1996—Marvin Harrison, WR, Syracuse
1957—Jim Parker, T, Ohio State	1978—Reese McCall, TE, Auburn	1997—Tarik Glenn, OT, California
1958—Lenny Lyles, HB, Louisville	1979—Barry Krauss, LB, Alabama	1998—Peyton Manning, QB, Tennessee
1959—Jackie Burkett, C-LB, Auburn	1980—Curtis Dickey, RB, Texas A&M	1999—Edgerrin James, RB, Miami
1960—Ron Mix, T, Southern Cal	Derrick Hatchett, DB, Texas	2000—Rob Morris, LB, Brigham Young
1961—Tom Matte, HB, Ohio State	1981—Randy McMillan, RB, Pittsburgh	2001—Reggie Wayne, WR, Miami
1962—Wendell Harris, HB, LSU	Donnell Thompson, DE, N. Carolina	2002—Dwight Freeney, DE, Syracuse
1963—Bob Vogel, T, Ohio State	1982—Johnnie Cooks, LB, Mississippi St.	2003—Dallas Clark, TE, Iowa
1964—Marv Woodson, HB, Indiana	Art Schlichter, QB, Ohio State	2004—No Selection
1965—Mike Curtis, FB-LB, Duke	1983—John Elway, QB, Stanford	2005—Marlin Jackson, DB, Michigan
1966—Sam Ball, T, Kentucky	1984—Leonard Coleman, CB, Vanderbilt	2006—Joseph Addai, RB, LSU
1967—Bubba Smith, T, Michigan State	Ron Solt, OG, Maryland	2007—Anthony Gonzalez, WR, Ohio State
Jim Detwiler, HB, Michigan	1985—Duane Bickett, LB, Southern Cal	2008—No Selection
1968—John Williams, G, Minnesota	1986—Jon Hand, DE, Alabama	2009—Donald Brown, RB, Connecticut
1969—Eddie Hinton, FL, Oklahoma	1987—Cornelius Bennett, LB, Alabama	2010—Jerry Hughes, DE, Texas Christian
1970—Norm Bulaich, RB, TCU	1988—No Selection	2011—Anthony Costanzo, OT,
1971—Don McCauley, RB, N. Carolina	1989—Andre Rison, WR, Michigan State	Boston College
Leonard Dunlap, DB, N. Texas St.	1990—Jeff George, QB, Illinois	2012—Andrew Luck, QB, Stanford
1972—Tom Drougas, T, Oregon	1991—No Selection	2013—Bojoern Werner, OLB, Florida State
1973—Bert Jones, QB, LSU	1992—Steve Emtman, DT, Washington	2014—No Selection
Joe Ehrmann, DT, Syracuse	Quentin Coryatt, LB, Texas A&M	2015—Phillip Dorsett, WR, Miami

COLTS DRAFT SELECTIONS BY YEAR

1947	1948	1949
SPECIAL - Arnold Tucker, B, West Point; Ernie Case, B, UCLA	1. Bobby Layne, B, Texas	*SECRET - Richard Harris, T, Texas Levi Jackson, B, Yale
REGULAR	2. William Garrett, T, Mississippi State	REGULAR
1. Elmer Madar, E, Michigan	3. Earl Cook, G, SMU	1. George Sims, B, Baylor
2. Hubert Bechtol, E, Texas	4. Dan Sandifer, B, LSU	2. Bob Gage, B, Clemson
3. Tommy Mont, B, Maryland	5. Joe Smith, E, Texas Tech	3. No Choice
4. Weldon Humble, G, Rice	6. Gene Ruzkowski, T, Ohio U.	4. Ralph Kohl, T, Michigan
5. Russ Deal, T, Indiana	7. Jim Batchelor, B, East Texas State	5. Wallace Jones, E, Kentucky
6. Don Malmberg, T, UCLA	8. Rex Olson, B, Brigham Young	6. Frank Pattee, B, Kansas
7. Vic Schwall, B, Northwestern	9. Aubrey Fowler, B, Arkansas	7. Fred Folger, B, Duke
8. Howard Turner, B, North Carolina State	10. Jack Fitch, B, North Carolina	8. Bob Prymuski, T, Illinois
9. Franklin Hubbell, E, Tennessee	11. Don Ettinger, T, Kansas	9. Everett Faunce, B, Minnesota
10. Gaston Burgeois, G, Tulane	12. Paul Redfield, T, Colgate	10. Kale Alexander, T, South Carolina
11. James Brieske, C, Michigan	13. Stan Magdziak, B, William & Mary	11. Paul Page, B, SMU
12. Rudy Moble, B, Hardin-Simmons	14. Dick Deranek, B, Indiana	12. James Owens, E, Oklahoma
13. Gerald Doherty, B, Delaware	15. Robert Norman, B, Washington & Lee	13. Warren Beson, C, Minnesota
14. Bill Baumgartner, E, Minnesota	16. Charles Working, B, Washington & Lee	14. David Moon, B, SMU
15. Jim Kekeris, T, Missouri	17. George Sparter, C, North Carolina	15. Jon Jenkins, T, Dartmouth
SUPPLEMENTARY	18. Rollin Prather, E, Kansas State	16. John O'Quinn, E, Wake Forest
16. John North, E, Vanderbilt	19. Norman Mosely, B, Alabama	17. John Clyde Geary, T, Conn. Wesleyan
17. Jim Canady, B, Texas	20. Carmen Ragonese, B, New Hampshire	18. Albert Sanders, T, Miss. Southern
18. Howie Brown, G, Indiana	21. Bob Walker, B, Colorado Mines	19. Guy Sundheim, C, Northwestern
19. John Sims, B, Tulane	22. Ray Borneman, B, Texas	20. Memrie Lazier, B, Illinois
20. Bert Vander Clute, G, Wesleyan	23. Pete Tillman, C, Oklahoma	21. Harry Larche, T, Arkansas State
21. Tony Stalloni, T, Delaware	24. Robert Pfohl, B, Purdue	22. No Choice
22. Jean Lamoure, G, Fresno State	25. Lou Levanti, C, Illinois	23. No Choice
23. Leo Daniels, B, Texas A&M	26. Sam Zatkoff, E, Illinois	24. No Choice
24. M. "Tex" Reilly, B, Colorado	27. Harry Jagade, B, Indiana	25. Joe Grothous, G, Iowa
25. Jim Landrigan, T, Holy Cross	28. Ben Bendrick, B, Wisconsin	26. Byron Gillory, B, Texas
	29. Rex Grossman, B, Indiana	27. Bob Cox, E, North Carolina
	30. Dick Reinking, E, SMU	28. Bob DeMoss, B, Purdue
		29. George Pryor, B, Wake Forest



1950

- Adrian Burk, QB, Baylor
- Leon Campbell, B, Arkansas
- Don Colo, T, Brown
- Earl Murray, G, Purdue
- Jack Halliday, G, SMU
- Herb Rich, B, Vanderbilt
- Art Bok, B, Dayton
- Dick Harris, C, Texas
- Bill Bass, B, Arkansas
- Errol Fry, G, Texas
- Joe Romanosky, T, St. Bonaventure
- Bill Dey, B, Dartmouth
- Ray Stone, E, Texas
- Mitch Smiarowski, C, St. Bonaventure
- Art Spinney, E, Boston College
- Dave Fisher, B, SW Louisiana
- Ralph Murphy, G, Rice
- Charley Schoolmaster, C, Western Mich
- Bill Waddail, B, Auburn
- Sheldon Dunlap, G, Cincinnati
- Tom Phillips, B, Baldwin Wallace
- Chip Armstrong, C, Occidental
- Harry Wettlauser, E, Pennsylvania
- Bill Petroski, T, Holy Cross
- Jim Pepper, G, Syracuse
- Gino Mazzanti, B, Arkansas
- Mitford Johnson, B, Baylor
- John Adcock, T, Auburn
- Bob Graham, B, Pennsylvania
- Tom Blake, G, Cincinnati (NY Bulldogs)


ALLOCATION

Chet Mutryn, B, Buffalo Bills
 Bob Livingstone, B, Buffalo Bills
 Albin Collins, E, Chicago Rockets
 Art Donovan, DT, Buffalo Bills

1953 (Pos: 1st)

- Billy Vessels, HB, Oklahoma
- Bernie Flowers, E, Purdue
- Buck McPhail, FB, Oklahoma
- Tom Catlin, C, Oklahoma
- Jack Little, T, Texas A&M
- Jim Sears, HB, USC
- Bill Athey, G, Baylor
- Jim Prewett, T, Tulsa
- Bob Blair, TE, TCU
- John Cole, HB, Arkansas
- Gene Rossi, HB, Cincinnati
- Kaye Vaughn, G, Tulsa
- Bobby Moorhead, HB, Georgia Tech
- Frank Cintonetti, G, George Wash.
- Buddy Sutton, HB, Arkansas
- Jim Curran, E, Dayton
- George Rambour, T, Dartmouth
- LeRoy Labat, HB, LSU
- Bill Powell, HB, California
- Pete Russo, T, Indiana
- Frank Kirby, T, Bucknell
- Merlin Gish, C, Kansas
- Mike Houseplan, G, Tulane
- Monte Brethauer, E, Oregon
- Joe Szombathy, E, Syracuse

- Scott Prescott, C, Minnesota
- Ray Graves, HB, Texas A&M
- Joe Sabol, HB, UCLA
- Jack Alessandrini, G, Notre Dame
- Tom Roche, T, Northwestern



Bernie Flowers was selected by the Colts in the second round of the 1953 draft.

1954 (Pos: 4th)

- Cotton Davidson, QB, Baylor (4)
- Larry Grigg, B, Oklahoma (15)
- James Kincaid, B, South Carolina (28)
- Thomas Allman, B, West Virginia (39)
- Don Ellis, B, Texas A&M (52)
- To Cleveland for C-Tom Cosgrove
- Glenn Turner, B, Georgia Tech (76)
- Dennis McCotter, G, Detroit U (87)
- Robert Adams, G, Shippensburg St.(100)
- Robert Schoonmaker, B, Missouri (111)
- Robert Leberman, B, Syracuse (124)
- Donald Chelf, T, Iowa (135)
- Chuck McMillan, B, John Carroll (148)
- Ordeell Braase, T, S. Dakota State (159)
- Joseph D'Agostino, G, Florida (172)
- Alex Sandusky, C, Clarion St. Tchrs. (183)
- Thomas Adkins, C, Kentucky (196)
- Richard Shinaut, B, Texas Western (207)
- Charles Wenzlau, C, Miami (Oh.) (220)
20. Raymond Berry, E, SMU (231)
21. Robert Lade, G, Nebraska St. Tchrs. (244)
22. Robert Meyer, T, Ohio State (255)
23. Leon Hardeman, B, Georgia Tech (268)
24. Donald Kerlin, B, Concordia (279)
25. Pepper Rodgers, B, Georgia Tech (292)
26. Jesus Esparza, T, N. Mexico A&M (303)
27. William Sennett, C, Georgia Tech (316)
28. Raymond Estrom, C, Westminster (327)
29. Claude Taliaferro, B, Illinois (340)
30. Patrick Abbruzzi, B, Rhode Island (351)

1955 (Pos: 2nd)

Bonus Pick - George Shaw, QB, Oregon

- Alan Ameche, B, Wisconsin (2)
- Richard Szymanski, C, Notre Dame (15)
- L.G. Dupre, B, Baylor (26)
- 4A. Tom Feamster, E, Florida State (39)
- 4B. Jack Patera, G, Oregon (43)
(Choice from New York)
- George Preas, G, VPI (50)
- Leo Lewis, B, Lincoln U. (Mo.) (63)
- Frank McDonald, C, Miami (Fla.) (74)

- Dale Meinert, G, Oklahoma A&M (87)
- 9A. Walter Bryan, B, Texas Tech (98)
- 9B. William Evans, G, Miami (Ohio) (103)
(Choice from New York)
- Jesse Arnelte, E, Penn State (111)
11. Emil Radik, B, Omaha (122)
12. Dick Chorovich, T, Miami (Ohio) (135)
13. Pat Abbruzzi, B, Rhode Island (146)
14. John Lee, B, Georgia Tech (159)
15. Gerald Peterson, T, Texas (170)
16. Dick Laswell, T, TCU (183)
17. Wesley Clark, T, Miss. Southern (194)
18. Charles Shepard, B, N. Texas St. (207)
19. James Cobb, T, Abilene Christian (218)
20. Charles Cianciola, C, Lawrence Col. (231)
21. Nick Manych, C, Mich. St. Normal (242)
22. Jerry Welch, B, S. Dakota State (255)
23. Dick McNamara, B, Minnesota (266)
24. Alex Esquivel, B, Mex. City Col. (279)
25. Richard Grann, T, Rhode Island (290)
26. Marion Minker, T, Bucknell (303)
27. James Locke, T, VPI (314)
28. Robert Myers, T, Ohio State (327)
29. Bill Waters, T, Austin College (338)

1956 (Pos: 8th)

- Lenny Moore, HB, Penn State (8)
- Dick Donlin, E, Hamline (20)
- Bob Pascal, HB, Duke (20)
- B.C. Inabinet, T, Clemson (42)
- Herb Gray, E, Texas (54)
- Don Schmidt, HB, Texas Tech (66)
- Bill Waters, T, Austin (78)
- Bill Koman, G, North Carolina (90)
- John Lewis, E, Michigan State (102)
- Gene Scott, HB, Centre (114)
- Dennis Shaw, E, North Texas St. (126)
- Steve Myhra, G, North Dakota (138)
- Jack Hill, HB, Utah State (150)
14. Ted Schwanger, HB, Tenn. Poly (162)
- John Polzer, LB, Virginia (174)
- Gene Hendrix, HB, Drake (186)
- Bill Danenhauer, E, Emporia (198)
- Earl Looman, G, Stetson (210)
- Bob Fyvie, T, Lafayette (222)
- Bob Hill, FB, Jackson (234)
21. Jim Harness, HB, Mississippi State (246)
22. Pat Del Vicaro, G, Miss. Southern (258)
23. Al Stephenson, T, Idaho State (270)
24. Bobby Fox, HB, East Texas State (282)
25. Bradley Mills, HB, Kentucky (294)
26. Jim Lohr, G, Southeastern Missouri (306)
27. Herb Hartwell, HB, Virginia (318)
28. John Shearer, QB, Shepherd (330)
29. Jim Rusher, E, Kansas State (342)
30. Terry Sweeney, HB, M. Tenn. State (353)

1957 (Pos: 7th)

- Jim Parker, T, Ohio State (7)
- Don Shinnick, LB, UCLA (19)
- Luke Owens, T, Kent State (31)
- Jackie Simpson, HB, Florida (43)
- Ron Underwood, HB, Arkansas (53)
- Bill Pricer, FB, Oklahoma (64)

ADMINISTRATION

COACHING STAFF

FOOTBALL OPERATIONS

BUSINESS OPERATIONS

PLAYERS

2014 SEASON IN REVIEW

COLTS HISTORY

RECORDS

COLTS IN THE COMMUNITY



ADMINISTRATION

COACHING STAFF

FOOTBALL OPERATIONS

BUSINESS OPERATIONS

PLAYERS

2014 SEASON IN REVIEW

COLTS HISTORY

RECORDS

COLTS IN THE COMMUNITY

7. Reuben Saage, HB, Baylor (78)
8. Jack Harmon, HB, E. Oregon State (89)
9. Robert White, T, Otterbein (100)
10. Joe Grisham, E, Austin Peay (114)
11. Andy Nelson, QB, Memphis State (125)
12. Don Simonic, T, Tennessee Poly (136)
13. John Call, HB, Colgate (150)
14. Joe Guido, HB, Youngstown (161)
15. Hall Whitley, C, Texas A&I (172)
- 16A. Joe Cannavino, HB, Ohio State (184)
(From Pitt. for RB-Charles Shepard)
- 16B. Ed Prelock, T, Kansas (186)
17. Dan Wisniewski, G, Pittsburgh (197)
18. Jim Villa, HB, Allegheny (208)
19. Charles Froehle, T, St. John's Minn. (222)
20. Walt Livingston, HB, Heidelberg (233)
21. Owen Mulholland, HB, Houston (244)
22. Chet Van Atta, LB, Kansas (258)
23. Connie Baird, E, Hardin-Simmons (269)
24. Harwood Hoeft, E, S. Dakota State (280)
25. Harlon Geach, T, College of Idaho (294)
26. Joe Unitas, T, Louisville (305)
27. Len DeMalon, LB, St. Vincent's (Pa.) (316)
28. Walt Schneider, T, Colorado (330)
29. Bob Rasmussen, G, Minnesota (341)
30. Bob Bailey, E, Thiel (352)

1958 (Pos: 10th)

1. Leonard Lyles, HB, Louisville (10)
2. Bob Stransky, HB, Colorado (23)
3. Joe Nicely, G, West Virginia (34)
4. Les Walters, E, Penn State (47)
- 5A. Raymond Brown, QB-HB, Mississippi (49)
(From Chi. Card. for DT-Tom Finnin)
- 5B. To New York for RB-Henry Moore (57)
6. Bob Taylor, E, Vanderbilt (68)
- 7A. John Sample, HB, Maryland State (78)
(From Pittsburgh for B-Dick Young)
- 7B. John Diehl, T, Virginia (81)
8. Floyd Peters, G, San Francisco State (92)

9. Harold Bullard, FB, Lenoir-Rhyne (105)
10. Ray Schamber, HB, South Dakota (116)
11. Bobby Jordan, HB, VMI (129)
12. Tommy Addison, T, South Carolina (140)
13. Jerry Richardson, E, Wofford (153)
14. Ken Hall, HB-FB, Texas A&M (164)
15. Les Carney, HB, Ohio (177)
16. Arch Matsos, G-LB, Michigan State (188)
17. James Reese, QB, Minnesota (201)
18. Dave Lloyd, C, Georgia (212)
19. Tim Murnen, G, Bowling Green (225)
20. Tom Forrestal, QB, Navy (236)
21. Jim Faulk, HB, Texas Christian (249)
22. Bob McKee, E, Monmouth (260)
23. Phil Parslow, HB, UCLA (273)
24. Bobby Sandlin, HB, Tennessee (284)
25. Jim Roundtree, HB, Florida (297)
26. Bob Grimes, G, Central Michigan (308)
27. George Dintman, HB, Lock Haven (321)
28. Jim Murphy, T, East Tennessee State (332)

29. Doug Padgett, E, Duke (345)
30. Gary Lund, G, Utah State (356)

1959 (Pos: 12th)

1. Jackie Burkett, C, LB, Auburn (12)
2. Dave Sherer, E, SMU (24)
3. To Detroit for DE-Ray Krouse (36)
4. Zeke Smith, G-LB, Auburn (48)
5. Hanson Churchwell, G-LB, Mississippi (60)
6. Palmer Pyle, T, Michigan State (72)
7. Harold Lewis, HB, Houston (84)
8. Tom Coffey, HB, West Texas State (96)
9. Tom Brown, G, Minnesota (108)
10. Don Stewart, E, SMU (120)
11. Tom Stephens, HB, Syracuse (132)
12. Richard Wood, QB, Auburn (144)
13. Rudy Smith, G-T, Mississippi (156)
14. Ferdie Burket, HB, SE Oklahoma (168)
15. Ted Foret, T, Auburn (180)
16. Morris Keller, T, Clemson (192)
17. Leroy Bergan, T, South Dakota State (204)
18. Opie Bandy, E-LB, Tulsa (216)
19. Milton Crain, C-LB, Mississippi (228)
20. Paul Balonick, C-LB, NC State (240)
21. John Herrnstein, FB, Michigan (252)
22. Lonny Leatherman, T, TCU (264)
23. Bob Davis, HB, Houston (276)
24. Bob Novogratz, G-LB, Army (288)
25. Ed Kieffer, HB, Syracuse (300)
26. Rene Lorio, HB, Mississippi Southern (312)
27. Thurman Terry, T, Rice University (324)
28. Fred Long, FB, Iowa (336)
29. Perry McGriff, E, Florida (348)
30. Blair Weese, FB, West Virginia Tech (360)

1960 (Pos: 10th)

1. Ron Mix, T, USC (10)
- 2A. Don Floyd, T, TCU (24)
- 2B. Marvin Terrell, G, Mississippi (23)
(From New York for QB-George Shaw)
3. Jim Welch, HB, SMU (34)
4. Gerhard Schwedes, HB, Syracuse (47)
5. Marvin Lasater, HB, TCU (58)
6. Al Bansavage, G, USC (71)
7. Jerry Beabout, T, Purdue (82)
8. Jim Colvin, T, Houston (95)
- 9A. Bob Hall, T, Kent State (103)
- 9B. Don Perkins, HB, New Mexico (106)
(From Philadelphia for B-Jimmy Carr)
- 10A. Ernest Barnes, C, N. Carolina Col. (112)
- 10B. Bobby Boyd, QB, Oklahoma (119)
(From Wash. for G-Hanson Churchwell)
11. Bob Wehking, C, Florida (130)
12. Bill Bucek, HB, Rice (143)
13. Jim Nemeth, C, South Carolina (154)
14. Dale Johannsen, T, Augustana Col. (167)

15. Larry Grantham, E, Mississippi (178)
16. George Boynton, HB, E. Texas State (191)
17. Jim Beaver, T, Florida (202)
18. Dan Sheehan, T, Chattanooga (215)
19. Bill Carpenter, E, Army (226)
20. Bob Hogue, T, Shepherd (239)

1961 (Pos: 7th)

- 1A. Tom Matte, HB, Ohio State
- 1B. To San Francisco for E-Dee Mackey
2. Tom Gilburg, T, Syracuse
3. Jerry Hill, HB, Wyoming
4. Ken Gregory, E, Whittier
- 5A. Ron Osborne, T, Clemson
- 5B. Ed Dyas, FB, Auburn
(From Pittsburgh for DB-Bert Rechichar)
6. Don Kern, HB, VMI
7. Ike Grimsley, HB, Michigan State
8. Paul Terhes, QB, Bucknell
9. Pete Nicklas, T, Baylor
10. Bob Clemens, HB, Pitt
11. Ralph White, T, Bowling Green
12. Dick Reynolds, T, North Carolina State
13. Dallas Garber, FB, Marietta
14. Bob Hunt, T, SMU
15. E.A. Sims, E, New Mexico State
16. Tom Weisner, FB, Wisconsin
17. Steve Jastrzembski, E, Pittsburgh
18. Wilson Allison, T, Baylor
19. Joe Novsek, T, Tulsa
20. Al Kimbrough, HB, Northwestern



Tom Matte was the Colts first pick in the 1961 draft.

1962 (Pos: 9th)

1. Wendell Harris, HB, Louisiana State
2. Bill Saul, LB, Penn State
3. Dan Sullivan, T, Boston College
4. Jim Dillard, HB, Oklahoma State
- 5A. To Green Bay for QB-Lamar McHan
- 5B. Jerry Croft, G, Bowling Green
(Choice from Pittsburgh)
6. To Washington for DB-Gary Glick
7. Fred Miller, T, Louisiana State
8. Pete Brokaw, HB, Syracuse
- 9A. Roy Walker, FB, Purdue
(From Dallas for RB-Don Perkins)
- 9B. Walt Rappold, QB, Duke
10. Fred Moore, T, Memphis State
11. Scott Tyler, HB, Miami, Ohio



12. Bake Turner, HB, Texas Tech
13. Charles Holmes, FB, Maryland State
14. Stinson Jones, HB, VMI
15. Joe Monte, G, Furman
16. Ray Abruzzese, HB, Alabama
17. Bill Knocke, HB, Fresno State
18. Mel Rideout, QB, Richmond
19. Fred Gillett, HB, Los Angeles State
20. Herm McKee, HB, Washington State

1963 (Pos: 5th)

1. Bob Vogel, T, Ohio State
- 2A. John Mackey, E-HB, Syracuse
- 2B. Butch Wilson, FB, Alabama
(From Pittsburgh for DB-John Sample)
3. To St. Louis for E-Dick Bielski
- 4A. Jerry Logan, HB, West Texas State
- 4B. Harlow Fullwood, T, Virginia Union
(From Chicago for DB-Pete Manning)
5. Bill Ventura, E, Richmond
6. Jerry Cook, HB, Texas
7. Willie Richardson, E, Jackson State
8. Dave Hayes, FB, Penn State
9. Don Trull, QB, Baylor
10. Bill Siekierski, G, Missouri
11. Winston Hill, T, Texas Southern
12. Butch Maples, C, Baylor
13. Paul Watters, T, Miami (Ohio)
14. Neil Petties, E, San Diego State
15. Leon Mavity, HB, Colorado
16. Dick Quast, E, Memphis State
17. Kern Carson, HB, San Diego State
18. Luther Woodruff, T, North Carolina A&T
19. Steve Berzansky, FB, West Virginia
20. D.L. Hurd, E, San Francisco State

1964 (Pos: 8th)

1. Marv Woodson, HB, Indiana
2. Tony Lorick, HB, Arizona State
3. To Dallas for RB-J.W. Lockett
4. Ted Davis, LB, Georgia Tech
5. Ed Lothamer, T, Michigan State
6. Jim Mazurek, T, Syracuse
7. Ken Sugarman, T, Whitworth
8. John Williamson, LB, Louisiana Tech
9. Vince Turner, HB, Missouri
10. To Detroit for K-Jim Martin
11. John Paglio, T, Syracuse
12. Ken Graham, HB, Washington State
13. Charlie Parker, T, Southern Mississippi
14. John Case, E, Clemson
15. Larry Kramer, T, Nebraska
16. Roger Lopes, FB, Michigan State
17. Don Green, HB, Susquehanna
18. Alvin Haymond, HB, Southern U
19. Owen Dejanovich, T, ASU (Flagstaff)
20. John Butler, FB, San Diego State

1965 (Pos: 14th)

1. Mike Curtis, FB-LB, Duke
2. Ralph Neely, T, Oklahoma
- 3A. To San Francisco for
WR-Raymond Berry

- 3B. Glenn Ressler, G, Penn State
(From Pittsburgh for HB-
Marv Woodson, LB-Bill Saul)
- 4A. Dave Johnson, HB, San Jose State
- 4B. Martin Schottenheimer, LB, Pitt
(From Washington for RB-J.W. Lockett)
5. John McGuire, E, Syracuse
- 6A. Al Atkinson, T, Villanova
- 6B. Bob Felts, HB, Florida A&M
(From New York for DB-Andy Nelson,
WR-R.C. Owens)
7. John Kolocek, T, Corpus Christi
8. Roosevelt Davis, T, Tennessee A&I
9. Tom Bleick, HB, Georgia Tech
10. George Harold, HB, Allen U
11. Lamar Richardson, E, Fisk U
12. Ted Radosovich, G, Cincinnati
13. Bruce Airheart, HB, North Dakota State
14. Jerry Fishman, LB, Maryland
15. Roy Hilton, E, Jackson State
16. Steve Tensi, QB, Florida State
17. Fred Reichardt, E, Wisconsin
18. Charley King, HB, Purdue
19. Barry Brown, E-LB, Florida
- 20A. George Haffner, QB, McNeese State
- 20B. Raymond Johnson, C, Prairie View
(From Washington for K-Jim Martin)

1966 (Pos: 15th)

1. Sam Ball, T, Kentucky
2. Butch Allison, G, Missouri
3. Rick Kestner, E, Kentucky
- 4A. Rod Sherman, FL, Southern
California
(From Dallas for G/T-Ralph Neely)
- 4B. Hoyle Granger, FB, Mississippi State
5. Choice to Dallas
6. Stas Maliszewski, LB, Princeton
- 7A. Dave Ellis, T, North Carolina State
(From San Francisco for DT-
Dan La Rose)
- 7B. Ray Perkins, FL, Alabama
- 8A. Gerald Allen, HB, Omaha
(From Minnesota for T-Larry Kramer)
- 8B. Jack White, QB, Penn State
9. Gerald Gross, HB, Auburn
10. Claude Brownlee, DE, Benedict
11. Eric Crabtree, HB, Pittsburgh
12. Jim Carter, G, Tennessee A&I
13. Bob Hadrick, E, Purdue
14. Jim Ward, QB, Gettysburg
15. Lee Garner, LB, Mississippi
16. Rod Stewart, E, Duke
17. Randy Matson, T, Texas A&M
18. Ed Toner, T, Massachusetts
19. Ken Duke, FB, Morgan State
20. Tom Carr, T, Morgan State

1967 (Pos: 20-18-19)

- 1A. Bubba Smith, DE, Michigan State (1)
(From N.O. for QB-Gary Cuozzo,
OL-Butch Allison & D17-67)
- 1B. Jim Detwiler, HB, Michigan (20)
2. Rick Volk, DB, Michigan (45)

- 3A. Norman Davis, G, Grambling (54)
(From N.O. in QB-Gary Cuozzo trade)
- 3B. Leon Ward, LB, Oklahoma State (71)
4. Charles Stukes, DB, (100)
Maryland St.
5. Ron Porter, LB, Idaho (126)
- 6A. Terry Southall, QB, Baylor (137)
(From Atlanta for T-Lou Kiroauc)
- 6B. To Atlanta for G-Dale Memmelaar
7. Bo Rein, FL, Ohio State (179)
- 8A. Lee Anderson, DT, Bishop (202)
(From St. L. for LB-Mike Strofolino)
- 8B. Cornelius Johnson, T, Va. Union (204)
9. Ron Kirkland, HB, Nebraska (229)
10. Leigh Gilbert, FB, (258)
Northern Illinois
11. Herman Reid, T, St. Augustine's (290)
- 12A. Preston Pearson, DB, Illinois (298)
(From Pittsburgh for G-Jim Carter)
- 12B. J.B. Christian, G, (307)
Oklahoma State
13. Marc Allen, DT, (335)
West Texas State
14. Pat Conley, LB, Purdue (359)
15. Bob Wade, DB, Morgan State (385)
16. Don Alley, FL, Adams State (413)
17. To N.O. in QB-Gary Cuozzo trade

1968 (Pos: 23-24)

1. John Williams, T, Minnesota (23)
2. Bob Grant, LB, Wake Forest (50)
3. Rich O'Hara, E, Northern Arizona (78)
4. James Duncan, DB, Maryland St. (107)
- 5A. Paul Elzey, LB, Toledo (126)
(From N.Y. for DT-Bob Lurtsema)
- 5B. To Cleveland for P-David Lee
6. Choice to Atlanta
7. Anthony Andrews, HB, (188)
Hamp. Inst.
8. Tommy Davis, DT, (216)
Tennessee A&I
9. Terry Cole, FB, Indiana (242)
- 10A. Ocie Austin, DB, Utah State (257)
(From Wash. for RB-Gerald Allen)
- 10B. Ed Tomlin, FB, Hampton Inst. (270)
11. Bill Pickens, G, Houston (296)
12. James Jackson, DT, (324)
Jackson St.
13. Howie Tennebar, G, Kent State (350)
14. Charles Mitchell, TE, (378)
Alabama St.
15. Jeff Beaver, QB, North Carolina (404)
16. Walt Blackledge, FL, (432)
San Jose St.
17. Ray Pederson, G, (458)
St. Coll. of Iowa

1969 (Pos: 25th)

1. Ed Hinton, FL, Oklahoma (25)
- 2A. Ted Hendricks, LB, Miami (33)
(From N.O. for RB-Tony Lorick)
- 2B. Tom Maxwell, DB, Texas A&M (51)
3. Dennis Nelson, T, Illinois State (77)
- 4A. Jackie Stewart, FB, Texas Tech (87)
(From Wash. for RB-Gerald Allen)

ADMINISTRATION

COACHING
STAFFFOOTBALL
OPERATIONSBUSINESS
OPERATIONS

PLAYERS

2014 SEASON
IN REVIEWCOLTS
HISTORY

RECORDS

COLTS IN THE
COMMUNITY



ADMINISTRATION

- 4B. To Atlanta for G-Dan Grimm
- 5A. To Atlanta for G-Dan Grimm
- 5B. King Dunlap, DT, Tennessee A&I (129)
- 6. Bill Fortier, G, Louisiana State (154)
- 7A. Gary Fleming, LB, Stanford (163)
(From N.O. in QB-Gary Cuozzo trade)
- 7B. Roland Moss, RB, Toledo (181)
- 8. Sam Havrilak, DB, Bucknell (207)
- 9A. George Wright, DT, Sam Houston (210)
(From Atlanta for C-Phil Sobocinski)

COACHING STAFF

- 9B. Larry Good, QB, Georgia Tech (232)
- 10. Marion Griffin, TE, Purdue (259)
- 11. Ken Delaney, T, Akron (285)
- 12. Butch Riley, LB, Texas A&I (310)
- 13. Carl Mauck, LB, Southern Illinois (337)
- 14. Dave Bartlett, LB, Colorado (363)
- 15. George Thompson, DB, Marquette (389)
- 16. Jim McMillan, FL, The Citadel (415)
- 17. Joe Cowan, FL, Johns Hopkins (441)

FOOTBALL OPERATIONS

BUSINESS OPERATIONS

PLAYERS

2014 SEASON IN REVIEW

COLTS HISTORY

RECORDS

IN THE COMMUNITY

- 12A. Bob Wuensch, T, Texas (294)
(From Pitt. for RB-Preston Pearson, DB-Ocie Austin)
- 12B. Bill Triplett, WR, Michigan State (312)
- 13. Tom Neville, LB, Yale (338)
- 14. Mike Mikolayunas, RB, Davidson (364)
- 15. Mike Hogan, LB, Michigan State (390)
- 16. Rich Harrington, DB, Houston (416)
- 17. Don Nottingham, RB, Kent State (441)

1972 (Pos: 22nd)

- 1. Tom Drougas, T, Oregon (22)
- 2A. Jack Mildren, S, Oklahoma (46)
(From Oak. for DB-Tom Maxwell, D4 & D7-72)
- 2B. Glenn Doughty, WR, Michigan (47)
(From Wash. for LB-Bob Grant)
- 2C. Lydell Mitchell, RB, Penn State (48)
- 3. To Oakland for WR-Eldridge Dickey
- 4A. To Oak. for LB-Bill Laskey (104)
& D2-724B. Eric Allen, WR, Michigan State
(From S.D. for DT-George Wright)
- 5A. Don Croft, DT, Texas El Paso (115)
(From New England for DB-Ron Gardin)
- 5B. To New Orleans for G-John Shinniers
- 6. Bruce Laird, S, American Intl. (152)
- 7A. John Sykes, RB, Morgan State (169)
(From Wash. for LB-Bob Grant)
- 7B. To Oak. for LB-Bill Laskey & D2-72
- 8A. Al Qualls, LB, Oklahoma (191)
(From S.D. for DT-George Wright)
- 8B. Van Brownson, QB, Nebraska (204)
- 9A. Gary Hambell, DT, Dayton (215)
(From G.B. for DT-Jim DeLisle)
- 9B. To Cleveland for LB-Tom Beutler
- 10. Dave Schilling, RB, Oregon State (256)
- 11. Fred DeBernardi, DE, (282)
Tex. El Paso
- 12. Gary Theiler, TE, Tennessee (308)
- 13. Herb Washington, WR, Mich. St. (334)
- 14. John Morris, C, Missouri Valley (359)
- 15. Robin Parkhouse, LB, Alabama (386)
- 16. Gary Wichard, QB, C.W. Post (412)
- 17. Stan White, LB, Ohio State (438)

- 8A. Ray Oldham, DB, Mid. Tennessee (189)
(From San Diego for RB-Tom Matte)
- 8B. Bill Windauer, G, Iowa (191)
- 9. To Wash. for WR-Cotton Speyrer & D1-73
- 10. To N.Y. Jets for DT-Chuck Hinton
- 11. Dan Neal, C, Kentucky (270)
- 12. Bernard Thomas, DE, W. Michigan (295)
- 13. Tom Pierantozzi, QB, West Chester (322)
- 14. Ed Williams, RB, West Virginia (347)
- 15. Jackie Brown, DB, South Carolina (374)
- 16. Marty Januszkiewicz, RB, Syracuse (399)
- 17. Guy Falkenhagen, T, N. Michigan (426)



Bert Jones, the Colts' first pick in the 1973 draft, spent nine seasons with the team (1973-1981).

1974 (Pos: 5th)

- 1A. John Dutton, DE, Nebraska (5)
- 1B. Roger Carr, WR, Louisiana Tech (24)
(From L.A. for OG-John Williams)
- 2A. Fred Cook, DE, Sou. Mississippi (32)
- 2B. Ed Shuttlesworth, RB, Michigan (37)
(From Phil. for RB-Norm Bulaich)
- 3A. Glenn Robinson, LB, Oklahoma St. (57)
- 3B. Robert Pratt, G, North Carolina (67)
(From Denver for LB-Ray May)
- 4. Tony Bell, DB, Bowling Green (84)
- 5A. To Detroit for LB-Ed Mooney
- 5B. Doug Nettles, DB, Vanderbilt (129)
(From Minn. for DB-Charlie Stukes)
- 6A. To Miami for RB-Hubert Ginn
- 6B. Danny Rhodes, LB, Arkansas (140)
(From N.E. for DB-Jack Mildren)
- 7A. Noah Jackson, G, Tampa (161)
- 7B. Dan Dickel, LB, Iowa (170)
(From Denver for LB-Bill Laskey)
- 7C. Freddie Scott, WR, Amherst (174)
(From Buffalo for TE-John Mosier)
- 8A. Greg Latta, TE, Morgan State (188)
- 8B. Paul Miles, RB, Bowling Green (198)
(From Denver for LB-Ray May)
- 9. To Wash. for WR-Cotton Speyrer & D1-73
- 10A. Bob Van Duyn, G, Idaho (240)
- 10B. Glenn Ellis, DT, Elon (257)
(From L.A. for DB-Jerry Logan)
- 11. Tim Rudnick, DB, Notre Dame (265)

1970 (Pos: 18th)

- 1. Norm Bulaich, RB, TCU (18)
- 2. Jim Bailey, DT, Kansas (44)
- 3A. Jim O'Brien, K-WR, Cincinnati (70)
- 3B. Ara Phelon, TE, Morgan State (74)
(From Phil. for LB-Ron Porter)
- 4A. Steve Smear, DT, Penn State (95)
(From Wash. for LB-Dennis Gaubatz)
- 4B. To Green Bay for T-Ron Kostelnik
- 5. Billy Newsome, DE, Grambling (122)
- 6. Ron Gardin, FL, Arizona (148)
- 7. Gordon Slade, QB, Davidson (174)
- 8. Bob Bouley, T, Boston College (199)
- 9. Barney Harris, CB, Texas A&M (226)
- 10. Dick Palmer, LB, Kentucky (252)
- 11. George Edwards, RB, Fairmont St. (278)
- 12. Don Burrell, FL, Angelo State (304)
- 13. Dave Polak, LB, Bowling Green (330)
- 14. Tom Curtis, S, Michigan (356)
- 15. Philip Gary, DE, Kentucky State (382)
- 16. Jack Maitland, RB, Williams (408)
- 17. Alvin Pearman, RB, Colgate (434)

1971 (Pos: 26th)

- 1A. Don McCauley, RB, North Carolina (22)
(From Miami for Don Shula)
- 1B. Leonard Dunlap, DB, N. Texas St. (26)
- 2. Bill Atessis, DT, Texas (52)
- 3. Karl Douglas, QB, Texas A&I (78)
- 4. To Pittsburgh for WR-Roy Jefferson
- 5. John Andrews, TE, Indiana (130)
- 6. Ken Frith, DT, (156)
Northeast Louisiana
- 7. Gordon Bowdell, WR, Mich. St. (182)
- 8. Willie Bogan, DB, Dartmouth (207)
- 9. Bill Burnett, RB, Arkansas (234)
- 10. Rex Kern, QB, Ohio State (260)
- 11. Dave Jones, LB, Baylor (286)

1973 (Pos: 10th)

- 1A. Bert Jones, QB, Louisiana State (2)
(From N.O. for DE-Billy Newsome & D4-73)
- 1B. Joe Ehrmann, DT, Syracuse (10)
- 2. Mike Barnes, DE, Miami (35)
- 3A. Bill Olds, RB, Nebraska (61)
(From Houston for C-Bill Curry)
- 3B. Jamie Rotella, LB, Tennessee (62)
- 4A. Gery Palmer, T, Kansas (83)
(From Phil. for RB-Norm Bulaich)
- 4B. Ollie Smith, WR, Tennessee State (85)
(From S.D. for DB-Leonard Dunlap)
- 4C. To New Orleans for D1-73
- 5. David Taylor, G, Catawba (114)
- 6. To N.O. for G-John Shinniers
- 7. To Denver for TE-John Mosier



- 12A. Dave Simonson, T, Minnesota (292)
 12B. Bob Bobrowski, QB, Purdue (307)
 (From Wash. for LB-Ed Mooney)
 13. Randy Hall, DB, Idaho (317)
 14. Ed Collins, WR, Rice (344)
 15. Pat Kelly, LB, Richmond (369)
 16. Dave Margavage, T, Kentucky (396)
 17A. Tim Berra, WR, Massachusetts (421)
 17B. Buzzy Lewis, DB, Florida State (436)
 (From Wash. for OG-Cornelius Johnson)

1975 (Pos: 1st)

- 1A. To Atl. for OT-George Kunz & D1-75
 1B. Ken Huff, G, North Carolina (3)
 (From Atl. in OT-George Kunz trade)
 2. To G.B. for LB-Tom MacLeod & D8-75
 3A. Mike Washington, DB, Alabama (53)
 3B. Dave Pear, DT, Washington (56)
 (From Chi. for rights to TE-Greg Latta)

- 4A. Marshall Johnson, RB, Houston (80)
 4B. Paul Linford, DT, Brigham Young (93)
 (From N.Y. Jets for DT-Jim Bailey)
 5. Roosevelt Leaks, RB Texas (105)
 6A. To Atl. in OT-George Kunz trade
 6B. Don Westbrook, WR, Nebraska (131)
 (From N.Y. Giants for DE-Roy Hilton)

- 7A. Kim Jones, RB, Colorado State (157)
 7B. Steve Joachim, QB, Temple (160)
 (From Chi. for rights to TE-Greg Latta)
 7C. Derrel Luce, LB, Baylor (168)
 (From Chi. for rights to TE-Greg Latta)
 8A. John Bushong, DE, W. Kentucky (184)
 8B. Greg Denboer, TE, Michigan (187)
 (From Denver for T-Tom Drougas)

- 8C. Mario Cage, RB, NW Louisiana (192)
 (From G.B. in LB-Ted Hendricks trade)
 9. Royce McKinney, DB, (209)
 Kentucky St.
 10. Phil Waganheim, P, Maryland (236)
 11. Dave Hazel, WR, Ohio State (261)
 12. Brad Storm, LB, Iowa State (288)

13. John Roman, G, Idaho State (313)
 14. Mike Smith, C, SMU (339)
 15. John Goodie, RB, Langston (365)
 16A. Bill Malouf, WR-DB, Mississippi (392)
 16B. Mike Evavold, DT, Macalester (399)
 (From S.F. in conditional trade)
 16C. Bob Smith, DB, Maryland (409)
 (From Oak. for D13 & D17-76)

- 17A. David McKnight, LB, Georgia (416)
 17B. Mike Bengard, DE, NW Iowa (426)
 (From S.F. in conditional trade)
 17C. Frank Russell, WR, Maryland (440)
 (From Oak. for D13 & D17-76)

1976 (Pos: 20th)

1. Ken Novak, DT, Purdue (20)
 2. To Pitt. for rights to T-Ed George
 3A. Ed Simonini, LB, Texas A&M (81)
 3B. Ron Lee, RB, West Virginia (90)
 (From T.B. for DB-Mike Washington)
 4. To Pitt. for rights to T-Ed George

- 5A. Sanders Shiver, LB, (134)
 Car.-Newman
 (From Chi. for rights to G-N. Jackson)
 5B. Mike Kirkland, QB, Arkansas (143)
 6. To Buffalo for LB-Jim Cheyunski

7. To Chicago for D7-75 & D5-76
 8. Ricky Thompson, WR, Baylor (228)
 9. Stu Levernick, T, Illinois (258)
 10. Tim Baylor, DB, Morgan State (283)
 11. Rick Gibney, DT, Georgia Tech (310)
 12. Frank Stavroff, K, Indiana (339)
 13. To Oakland for D16 & D17-75

14. Jeremiah Cummings, DE, (394)
 Alb. (Ga.) St.
 15. Gary Alexander, T, Clemson (424)
 16A. Mike Fuhrman, TE, (449)
 Memphis St. (From Wash. for
 WR-Cotton Speyner)
 16B. Steve Ludwig, C, Miami (Fla.) (451)
 17. To Oakland for D16 & D17-75

1977 (Pos: 26th)

1. Randy Burke, WR, Kentucky (26)
 2. Mike Ozdowski, DE, Virginia (53)
 3. To St. Louis for DB-Norm Thompson
 4. To Washington for RB-Herb Mul-Key
 5. To N.O. for RB-Howard Stevens
 6. Calvin O'Neal, LB, Michigan (163)
 7. Blanchard Carter, T, (193)
 Nev.-Las Vegas

8. Kenneth Helms, T-C, Georgia (220)
 9. Glen Capriola, RB, (247)
 Boston College
 10. Ron Baker, G, Oklahoma State (277)
 11. Brian Ruff, LB, The Citadel (304)
 12. Bill Deutsch, RB, North Dakota (331)

1978 (Pos: 25th)

1. Reese McCall, TE, Auburn (25)
 2. Mike Woods, LB, Cincinnati (52)
 3. To San Francisco for C-Forrest Blue
 4. To Detroit for DT-Herb Orvis
 5A. Frank Myers, OT, Texas A&M (117)
 (From S.F. for QB-Marty Domres)
 5B. To Kansas City for LB-Willie Lanier

6. Ben Garry, RB, S. Mississippi (161)
 7. Jeff Logan, RB, Ohio State (191)
 8. Monte Anthony, RB, Nebraska (218)
 9. Dave Studdard, OT, Texas (245)
 10. Dallas Owens, DB, Kentucky (275)
 11. Henry Mason, WR, (302)
 Cent. Missouri
 12. Bruce Allen, P, Richmond (319)

1979 (Pos: 6th)

1. Barry Krauss, LB, Alabama (6)
 2. To Oakland for WR-Mike Siani
 3A. To Tampa Bay for RB-Don Hardeman
 3B. Kim Anderson, DB, Arizona State (69)
 (From Houston for D3 & D7-79)
 4. To Detroit for QB-Greg Landry
 5. Larry Braziel, DB, USC (115)
 6A. To Buffalo for DB-Dwight Harrison

- 6B. Jim Moore, OT, Ohio State (150)
 (From Wash. for WR-Ricky Thompson)
 7. To Houston for D3-79
 8A. Steve Heimkreiter, LB, (197)
 Notre Dame

- 8B. Nesby Glasgow, DB, Washington (207)
 (From Minn. for OT-Frank Myers)
 9. Russ Henderson, P, Virginia (224)
 10. Steven Stephens, TE, (254)
 Oklahoma St.
 11. John Priestner, LB, W. Ontario (280)
 12. Charles Green, WR, (306)
 Kansas State

1980 (Pos: 5th)

- 1A. Curtis Dickey, RB, Texas A&M (5)
 1B. Derrick Hatchett, DB, Texas (24)
 (From Dallas for DE-John Dutton)
 2A. Ray Donaldson, C, Georgia (32)
 2B. Tim Foley, OT, Notre Dame (51)
 (From Dallas for DE-John Dutton)
 3. To Detroit for QB-Greg Landry

4. Ray Butler, WR, USC (88)
 5. To Kansas City for RB-Mark Bailey
 6. Chris Foote, C, USC (144)
 7. Wesley Roberts, DE, TCU (170)
 8A. Ken Walter, OT, Texas Tech (195)
 (From Detroit for LB-Stan White)

- 8B. To Denver for P-Bucky Dilts
 9. Mark Bright, RB, Temple (227)
 10. Larry Stewart, OT, Maryland (254)
 11. Ed Whitley, TE, Kansas State (280)
 12A. Randy Bielski, K, Towson State (311)
 12B. Marvin Sims, RB, Clemson (324)
 (From Denver for RB-Don Hardeman)

1981 (Pos: 12-11)

- 1A. Randy McMillan, RB, Pittsburgh (12)
 1B. Donnell Thompson, DT, (18)
 N. Carolina (From Minn. for D2a,
 D2b & D5-81)

- 2A. To Minnesota for D1-81
 2B. To Minnesota for D1-81
 3. Randy Van Diver, OT, Washington (68)
 4. Tim Sherwin, TE, Boston College (94)
 5. To Minnesota for D1-81
 6. Bubba Green, DT, (149)
 N. Carolina St.

7. Obed Ariji, K, Clemson (178)
 8A. Ken Sittion, DB, Oklahoma (204)
 8B. Hosea Taylor, DT, Houston (220)
 (From Phil. for OG-Ron Baker)
 9. Tim Gooch, DE, Kentucky (233)
 10A. Gregg Gerken, LB, N. Arizona (256)
 (From S.F. for DT-Jim Krahl)

- 10B. Trent Bryant, DB, Arkansas (259)
 11. Holden Smith, WR, California (288)
 12. Eric Scoggins, LB, USC (315)

1982 (Pos: 2-1)

- 1A. Johnie Cooks, LB, Mississippi St. (2)
 1B. Art Schlichter, QB, Ohio State (4)
 (From L.A. for QB-Bert Jones)



ADMINISTRATION

COACHING STAFF

FOOTBALL OPERATIONS

BUSINESS OPERATIONS

PLAYERS

2014 SEASON IN REVIEW

COLTS HISTORY

RECORDS

COLTS IN THE COMMUNITY

- 2A. Leo Wisniewski, NT, Penn State (28)
- 2B. Rohn Stark, P, Florida State (34)
- (From L.A. for QB-Bert Jones)
- 3. James Burroughs, DB, Michigan St. (57)
- 4. Mike Pagel, QB, Arizona State (84)
- 5. Terry Crouch, OG, Oklahoma (113)
- 6. Pat Beach, TE, Washington State (140)
- 7. Fletcher Jenkins, NT, Washington (169)
- 8. Tony Loia, OG, Arizona State (196)
- 9. Tony Berryhill, C, Clemson (225)
- 10. Tom Deery, DB, Widener (252)
- 11. Lamont Meacham, DB, W. Kentucky (280)
- 12. Johnny Wright, RB, S. Carolina (307)

1983 (Pos: 1st)

- 1. John Elway, QB, Stanford (1)
- 2. Vernon Maxwell, LB, Arizona State (29)
- 3. George Achica, NT, USC (57)
- 4. Phil Smith, WR, San Diego State (85)
- 5. Sid Abramowitz, OT, Tulsa (113)
- 6A. To San Diego for K-Mike Wood
- 6B. Grant Feasel, C, Abilene Christian (161)
- (From S.D. for DB-Bruce Laird)
- 7. Alvin Moore, RB, Arizona State (169)
- 8. To Denver for OT-Glenn Hyde
- 9A. Jim Mills, OT, Hawaii (225)
- 9B. Chris Rose, OT, Stanford (241)
- (From Atl. for P-Dave Smigelsky)
- 10. Ronald Hopkins, DB, Murray St. (252)
- 11. Jim Bob Taylor, QB, Georgia Tech (280)
- 12. Carl Williams, WR, Tex. Southern (308)

1984 (Pos: 8th)

- 1A. Leonard Coleman, DB, Vanderbilt (8)
- 1B. Ron Solt, OG, Maryland (19)
- (From Denver for QB-John Elway)
- 2. Blaise Winter, DT, Syracuse (35)
- 3. Chris Scott, DT, Purdue (66)
- 4A. Craig Curry, DB, Texas (93)
- 4B. George Wonsley, RB, Miss. St. (103)
- (From Seattle for WR-Roger Carr)
- 5A. Golden Tate, WR, Tennessee St. (120)
- 5B. Kevin Call, OT, Colorado State (130)
- (From Seattle for OG-Robert Pratt)
- 6. Dwight Beverly, RB, Illinois (147)
- 7. To Det. for OT-Karl Baldischwiler
- 8. Eugene Daniel, DB, Louisiana St. (205)
- 9. To Dallas for K-Rauli Allegre
- 10. To Detroit for WR-Tracy Porter
- 11. Bob Stowe, OT, Illinois (290)
- 12. Steve Hathaway, DE, W. Virginia (317)

USFL SUPPLEMENTAL DRAFT

- 1. Paul Bergmann, TE, UCLA
- 2. Albert Bentley, RB, Miami
- 3. Byron Smith, DT, Carolina

1985 (Pos: 5-4)

- 1. Duane Bickett, LB, USC (5)
- 2. Don Anderson, DB, Purdue (32)
- 3. Anthony Young, DB, Temple (61)
- 4. Willie Broughton, DE, Miami (88)
- 5. Roger Caron, OT, Harvard (117)
- 6. To Dallas for OT-Steve Wright
- 7. James Harbour, WR, Mississippi (173)
- 8. Ricky Nichols, WR, East Carolina (200)
- 9. Mark Boyer, TE, USC (229)
- 10. Andre Pinesett, DT, Cal-Fullerton (256)
- 11. To L.A. for DB-George Radachowsky
- 12. David Burnette, OT, C. Arkansas (312)



Duane Bickett was the first pick for Indianapolis in the 1985 NFL Draft.

1986 (Pos: 7-6-5-4)

- 1A. Jon Hand, DE, Alabama (4)
- (From N.O. for D1 & D3-86)
- 2B. Jack Trudeau, QB, Illinois (47)
- (From Dallas in D2 swap for QB-Gary Hogeboom)
- 3. To New Orleans for D1-86
- 4. Bill Brooks, WR, Boston University (86)
- 5A. Scott Kellar, DT, Northern Illinois (117)
- 5B. Gary Walker, C, Boston University (124)
- (From S.D. for LB-Vernon Maxwell)
- 6. To L.A. for D7a, D7b & D12-86
- 7A. Steve O'Malley, NT, N. Illinois (171)
- 7B. Chris White, K, Illinois (172)
- (From L.A. for D6-86)
- 7C. Tommy Sims, DB, Tennessee (190)
- (From L.A. for D6-86)
- 8. Trell Hooper, DB, Memphis State (198)
- 9. Bob Brotzki, OT, Syracuse (228)
- 10A. To St. Louis for LB-Dave Ahrens
- 10B. Pete Anderson, C, Georgia (266)
- (From S.D. for QB-Mark Herrmann)
- 11. To Buffalo for QB-Matt Kofler
- 12A. Steve Wade, DT, Vanderbilt (309)
- 12B. Isaac Williams, DT, Florida State (326)
- (From L.A. for D6-86)

1987 (Pos: 2nd)

- 1. Cornelius Bennett, LB, Alabama (2)
- 2. To Wash. for WR-Walter Murray
- 3. Chris Gambol, OT, Iowa (58)
- 4. Randy Dixon, OT, Pittsburgh (85)
- 5. Roy Banks, WR, Eastern Illinois (114)
- 6. Freddie Robinson, DB, Alabama (142)

- 7. Mark Bellini, WR, Brigham Young (170)
- 8A. To Tampa Bay for DB-John Holt
- 8B. Chuckie Miller, DB, UCLA (200)
- (From Buffalo for OT-Roger Caron)
- 9A. To N.Y. Giants for DB-Kenny Daniel
- 9B. Bob Ontko, LB, Penn State (247)
- (From Cleve. for QB-Mike Pagel)
- 10. Chris Goode, DB, Alabama (253)
- 11. Jim Reynosa, DE, Arizona State (281)
- 12. David Adams, RB, Arizona (309)

1988 (Pos: 21-20-22)

- 1. To L.A. for RB-Eric Dickerson
- 2. To L.A. for RB-Eric Dickerson
- 3. Chris Chandler, QB, Washington (76)
- 4. Michael Ball, DB, Southern Univ. (104)
- 5. John Baylor, DB, S. Mississippi (129)
- 6. To Wash. for WR-Clarence Verdin
- 7. To N.Y. Giants for DT-Jerome Sally
- 8. To Buffalo for OT-Roger Caron
- 9. Jeff Herrod, LB, Mississippi (243)
- 10. O'Brien Alston, LB, Maryland (270)
- 11. Donnie Dee, TE, Tulsa (297)
- 12A. Aatron Kenney, WR, Wis.-St. Point (308)
- (From Det. for QB-Derrick Ramsey)
- 12B. Tim Vesling, K, Syracuse (327)

1989 (Pos: 15-17-16)

- 1A. To Seattle for LB-Fredd Young
- 1B. Andre Rison, WR, Michigan State (22)
- (From Phil. for OG-Ron Solt)
- 2. To L.A. for RB-Eric Dickerson
- 3. Mitchell Benson, DT, TCU (72)
- 4. Pat Tomberlin, OT, Florida State (99)
- 5. To Washington for D4 & D8-90
- 6. Quintus McDonald, LB, Penn St. (155)
- 7A. Ivy Joe Hunter, RB, Kentucky (182)
- 7B. Charles Washington, DB, Cameron (185)
- (From NYG for TE-Tim Sherwin)
- 8. Kurt Larson, LB, Michigan State (212)
- 9. William Mackall, WR, Tenn.-Martin (239)
- 10. Jim Thompson, OT, Auburn (266)
- 11. Wayne Johnson, QB, Georgia (296)
- 12A. William Dubose, RB, S.C. State (314)
- (From T.B. for QB-Joe Ferguson)
- 12B. Steve Taylor, QB, Nebraska (323)

1990 (Pos: 12-11-14-13)

- 1A. Jeff George, QB, Illinois (1)
- (From Atl. for OT-Chris Hinton, WR-Andre Rison, D5-90 & D1-91)
- 1B. To Seattle for LB-Fredd Young
- 2. Anthony Johnson, RB, Notre Dame (36)
- 3. To San Diego for LB-Chip Banks
- 4A. Stacey Simmons, WR, Florida (83)
- (From Atl. with rights to D1-90)
- 4B. William Schultz, OG, USC (94)
- 4C. Alan Grant, DB, Stanford (103)
- (From Washington for D5-89)



- 4D. Pat Cunningham, OT, Texas A&M (106)
(From Phil. for OG-Ron Solt)
5. To Atlanta for D1 & D4-90
6. Tony Walker, LB, SE Missouri St. (148)
7. James Singletary, LB, E. Carolina (179)
- 8A. Ken Clark, RB, Nebraska (206)
- 8B. Harvey Wilson, DB, (213)
Southern Univ.
(From Washington for D5-89)
9. Darvell Huffman, WR, (232)
Boston Univ.
10. To Dallas for OT-Zefross Moss
11. Carnel Smith, DE, Pittsburgh (290)
- 12A. Gene Benhart, QB, W. Illinois (311)
(From S.D. for DB-Leonard Coleman)
- 12B. Dean Brown, OG, Notre Dame (316)

1991 (Pos: 14-13)

1. To Atlanta for D1 & D4-90
2. Shane Curry, DE, Miami (40)
3. Dave McCloughan, DB, Colorado (69)
4. Mark Vander Poel, OT, Colorado (96)
5. Kerry Cash, TE, Texas (125)
6. Mel Agee, DE, Illinois (152)
7. James Bradley, WR, Michigan St. (181)
8. Tim Bruton, TE, Missouri (208)
9. Howard Griffith, RB, Illinois (236)
10. Frank Giannetti, LB, Penn State (263)
11. Jerry Crafts, OT, Louisville (292)
12. Rob Lueddeke, C, Penn State (319)

1992 (Pos: 1st)

- 1A. Steve Emtman, DT, Washington (1)
- 1B. Quentin Coryatt, LB, Texas A&M (2)
(From T.B. for QB-Chris Chandler)
2. Ashley Ambrose, DB, (29)
Miss. Val. St.
3. To L.A. for OT-Irv Pankey
- 4A. Rodney Culver, RB, Notre Dame (85)
- 4B. Anthony McCoy, NT, Florida (105)
(From Raid. for RB-Eric Dickerson)
5. Maury Toy, RB, UCLA (113)
6. Shoun Habersham, WR, UT-Chat. (141)
7. Derek Steele, DE, Maryland (169)
- 8A. Jason Belser, DB, Oklahoma (197)
- 8B. Ronald Humphrey, RB, (212)
Miss. Val. St.
(From Raid. for RB-Eric Dickerson)
9. Eddie Miller, WR, South Carolina(225)
10. Stephen Grant, LB, West Virginia(253)
11. To L.A. for OT-Irv Pankey
12. Michael Brandon, DE, Florida (309)

1993 (Pos: 16-15-17)

1. Sean Dawkins, WR, California (16)
- 2A. To Pittsburgh for D2 & D4-93
- 2B. Roosevelt Potts, RB, NE Louisiana (49)
(From Pittsburgh for D2-93)
- 3A. Ray Buchanan, DB, Louisville (65)
(From L.A. for D3 & D5-93)
- 3B. To L.A. D3-93
- 4A. Derwin Gray, DB, Brigham Young (92)
(From Chicago for D4 & D6-93)

- 4B. To Chicago for D4-93
- 4C. Devon McDonald, LB, Notre Dame (107)
(From Pittsburgh for D2-93)
5. To L.A. for D3-93
- 6A. Carlos Etheredge, TE, Miami (157)
- 6B. To Chicago for D4-93
7. Lance Lewis, RB, Nebraska (184)
8. Marquise Thomas, LB, Mississippi (211)

1994 (Pos: 2-3)

- 1A. Marshall Faulk, RB, San Diego St. (2)
- 1B. Trev Alberts, LB, Nebraska (5)
(From L.A. for D1 & D3-94)
2. Eric Mahlum, OG, California (32)
- 3A. Jason Mathews, OT, Texas A&M (67)
- 3B. To L.A. for D1-94
4. Bradford Banta, TE, USC (106)
5. John Covington, DB, Notre Dame(133)
6. Lamont Warren, RB, Colorado (164)
7. Lance Teichelman, DL, (196)
Texas A&M

1995 (Pos: 15-16)

1. Ellis Johnson, DE/T, Florida (15)
2. Ken Dilger, TE, Illinois (48)
3. Zack Crockett, RB, Florida State (79)
4. Ray McElroy, DB, Eastern Illinois (114)
5. Derek West, OT, Colorado (149)
6. Brian Gelzheiser, LB, Penn State (187)
7. Jessie Cox, LB, Texas-Southern (223)

1996 (Pos: 22-21-20-19-18)

- 1A. Marvin Harrison, WR, Syracuse (19)
(From Atl. in QB-Jeff George trade)
- 1B. To T.B. for QB-Craig Erickson
2. Dedic Mathis, DB, Houston (51)
3. Scott Slutzker, TE, Iowa (82)
4. Brian Milne, RB, Penn State (115)
5. Steve Martin, DT, Missouri (151)
- 6A. Keith Conlin, OT, Penn State (191)
- 6B. Mike Cawley, QB, James Madison (205)
(Compensatory Pick)
7. Adrian Robinson, DB, Baylor (232)

1997 (Pos: 19-18-17-21-20)

1. Tarik Glenn, OT, California (19)
2. Adam Meadows, OT, Georgia (48)
- 3A. To San Francisco for D3-97, D5-97
- 3B. Bert Berry, LB, Notre Dame (84)
(From San Francisco for D3-97)
4. Delmonico Montgomery, DB, (117)
Houston
- 5A. Nathaniel Jacquet, WR, (150)
San Diego St.
- 5B. Carl Powell, DE, Louisville (156)
(From San Francisco for D3-97)
6. Scott Von Der Ahe, LB, (182)
Arizona St.
7. Clarence Thompson, DB, Knoxville College (219)

1998 (Pos: 1st)

1. Peyton Manning, QB, Tennessee (1)
2. Jerome Pathon, WR, Washington (32)
- 3A. To Carolina for President Bill Polian
- 3B. E.G. Green, WR, Florida State (71)
(From Baltimore for QB-Jim Harbaugh)
- 4A. To Baltimore for QB-Jim Harbaugh
- 4B. Steve McKinney, OG, Texas A&M (93)
(From Balt. for D4-98, D5-98, D6-98)
- 4C. To Baltimore for D4-98
- 5A. To Baltimore for D4-98
- 5B. Antony Jordan, LB, Vanderbilt (135)
(From Cincinnati for QB-Paul Justin)
6. To Baltimore for D4-98
- 7A. Aaron Taylor, OL, Nebraska (190)
- 7B. Cory Gaines, DB, Tennessee (231)
(Compensatory Pick)

1999 (Pos: 4-3-2)

1. Edgerrin James, RB, Miami (4)
- 2A. To Carolina for DB-Tyrone Poole
- 2B. Mike Peterson, LB, Florida (36)
(From St. Louis for RB-Marshall Faulk)
3. Brandon Bursworth, OG, Arkansas (63)
- 4A. Paul Miranda, DB, Central Florida (96)
(From S.F. for D4-99, D6-99)
- 4B. To S.F. with D6-99 for D4-99
- 5A. To Pittsburgh for LB-Steven Conley
- 5B. Brad Scioli, DE, Penn State (138)
(From St. Louis for RB-Marshall Faulk)
6. To S.F. with D4-99 for D4-99
- 7A. Hunter Smith, P, Notre Dame (210)
- 7B. Corey Terry, LB, Tennessee (250)
(Compensatory Pick)



Colts 1999 draft selection, running back Edgerrin James, leads the franchise in career rushing yardage (9,226).

2000 (Pos: 28)

1. Rob Morris, LB, Brigham Young (28)
2. Marcus Washington, LB, Auburn (59)
3. David Macklin, DB, Penn State (91)
4. Josh Williams, DT, Michigan (122)
- 5A. Matt Johnson, OG, Brigham Young (138)
- 5B. To New Orleans with D6-00 for D5-00
6. To New Orleans with D5-00 for D5-00
- 7A. Rob Renes, DT, Michigan (235)
- 7B. Rodregis Brooks, DB, Ala. Birm. (238)
(From Oakland for D6-01)

**2001 (Pos: 22-21-23)**

- 1A. To N.Y. Giants for D1, D3, D6-01
- 1B. Reggie Wayne, WR, Miami (30)
(From N.Y. Giants for D1-01)
- 2A. Idrees Bashir, DB, Memphis (37)
(From Dallas for D2, D3-01)
- 2B. To Dallas for D2-01
- 3A. To Dallas for D2-01
- 3B. Cory Bird, DB, Virginia Tech (91)
(From N.Y. Giants for D1-01)
4. Ryan Diem, OG, Northern Illinois (118)
5. Raymond Walls, DB, (152)
Southern Mississippi
- 6A. To Oakland for D7-00
- 6B. Jason Doering, DB, Wisconsin (193)
(From N.Y. Giants for D1-01)
7. Rick DeMulling, OG, Idaho (220)

2002 (Pos: 11-10-9-8)

1. Dwight Freeney, DE, Syracuse (11)
2. Larry Tripplett, DT, Washington (42)
3. Joseph Jefferson, DB, (74)
W. Kentucky
4. David Thornton, LB, North Carolina (106)
5. To Seattle for QB-Brock Huard
- 6A. David Pugh, DT, Virginia Tech (182)
- 6B. James Lewis, DB, Miami (183)
(From St. Louis for WR-Terrence Wilkins)
- 6C. Brian Allen, RB, Stanford (204)
(From St. Louis for P-John Baker)
7. Josh Mallard, DE, Georgia (220)

2003 (Pos: 24-26-25)

1. Dallas Clark, TE, Iowa (24)
2. Mike Doss, DB, Ohio State (58)
3. Donald Strickland, DB, Colorado (90)
4. Steve Sciullo, OG, Marshall (122)
- 5A. Robert Mathis, DE, Alabama A&M (138)
(From Houston for D4-04)
- 5B. Keyon Whiteside, LB, Tennessee (162)
- 6A. Cato June, DB, Michigan (198)
- 6B. Makoa Freitas, OT, Arizona (208)
(Compensatory)
7. To New Orleans for RB-Ricky Williams



Robert Mathis, a fifth round selection in the 2003 NFL Draft, leads the franchise in sacks.

2004 (Pos: 29-28-27-26)

1. To Atlanta with D3-04 for D2, D3, D4-04
- 2A. To Pittsburgh for D2, D4-04
(From Atl. with D3, D4-04 for D1, D3-04)
- 2B. Bob Sanders, DB, Iowa (44)
(From Pittsburgh with D4-04 for D2-04)
- 2C. To Clev. with D5-04 for D3, D5, D6-04
- 3A. Ben Hartssock, TE, Ohio State (68)
(From Cle. with D5, D6-04 for D2, D5-04)
- 3B. Gilbert Gardner, LB, Purdue (69)
(From Atl. with D2, D4-04 for D1, D3-04)
- 3C. To Atlanta with D1-04 for D2, D3, D4-04
- 4A. Kendyll Pope, LB, Florida State (107)
(From Pittsburgh with D2-04 for D2-04)
- 4B. To Houston for DE-Robert Mathis
- 4C. Jason David, DB, Washington State (125)
(From Atl. with D2, D3-04 for D1, D3-04)
- 5A. Jake Scott, OT, Idaho (141)
(From Cle. with D3, D6-04 for D2, D5-04)
- 5B. To Cle. with D2-04 for D3, D5, D6-04
- 6A. Von Hutchins, DB, Mississippi (173)
(From Cle. with D3, D5-04 for D2, D5-04)
- 6B. Jim Sorgi, QB, Wisconsin (193)
- 7A. To Tampa Bay for DB-David Gibson
- 7B. David Kimball, K, Penn State (229)
(From St. Louis for DB-Rich Coady)

2005 (Pos: 29-28)

1. Marlin Jackson, DB, Michigan (29)
2. Kelvin Hayden, DB, Illinois (60)
3. Vincent Burns, DT, Kentucky (92)
- 4A. Dylan Gandy, C/G, Texas Tech (129)
- 4B. Matt Giordano, DB, California (135)
(Compensatory)
- 5A. Jonathan Welsh, DE, Wisconsin (148)
(From Philadelphia for D4-06)
- 5B. Rob Hunt, C/G, (165)
North Dakota State
- 5C. Tjquan Hagler, LB, Cincinnati (173)
(Compensatory)
6. Dave Rayner, K, Michigan State (202)
7. Anthony Davis, RB, Wisconsin (243)

2006 (Pos: 30)

1. Joseph Addai, RB, Louisiana State(30)
2. Tim Jennings, DB, Georgia (62)
3. Freddy Keiaho, LB, (94)
San Diego State
4. To Philadelphia for DE-Jonathan Welsh
5. Michael Toudouze, OT, (162)
Texas Christian
- 6A. Charlie Johnson, OT, (199)
Oklahoma State
- 6B. Antoine Bethea, DB, Howard (207)
(Compensatory)
7. T.J. Rushing, DB, Standford (238)
(From Tennessee for D6-07)

2007 (Pos: 32)

1. Anthony Gonzalez, WR, Ohio State (32)
- 2A. Tony Ugho, OT, Arkansas (42)
(From San Francisco for D4a-07, D1-08)
- 2B. To Tampa Bay for DT-Booger McFarland
- 3A. Daymeion Hughes, DB, California (95)
- 3B. Quinn Pitcock, DT, Ohio State (98)
(Compensatory)
- 4A. To San Francisco with D1-08 for D2a-07
(From New Orleans for DB-Jason David)
- 4B. Brannon Condren, DB, Troy (131)
- 4C. Clint Session, LB, Pittsburgh (136)
(Compensatory)
- 5A. Roy Hall, WR, Ohio State (169)
- 5B. Michael Coe, DB, Alabama State(173)
(Compensatory)
6. To Tennessee for DB-T.J. Rushing
7. Keyunta Dawson, DE, Texas Tech (242)

2008 (Pos: 29-28-30)

1. To San Francisco with D4a-07 for D2-07
2. Mike Pollak, OG, Arizona State (59)
3. Philip Wheeler, LB, Georgia Tech (93)
4. Jacob Tamme, TE, Kentucky (127)
5. Marcus Howard, DE, Georgia (161)
- 6A. Tom Santi, TE, Virginia (196)
- 6B. Steve Justice, C, Wake Forest (201)
(Compensatory)
- 6C. Mike Hart, RB, Michigan (202)
(Compensatory)
- 6D. Pierre Garcon, WR, Mount Union(205)
(Compensatory)
7. Jamey Richard, OG, Buffalo (236)

2009 (Pos: 27-29-28)

1. Donald Brown, RB, Connecticut (27)
- 2A. Fili Moala, DT, Southern California(56)
(From Miami for D2b-09, D5-09)
- 2B. To Miami with D5-09 for D2a-09
3. Jerraud Powers, DB, Auburn (92)
- 4A. Austin Collie, WR, Brigham Young (127)
- 4B. Terrance Taylor, DT, Michigan (136)
(Compensatory)
5. To Miami with D2b-09 for D2a-09
6. Curtis Painter, QB, Purdue (201)
- 7A. Pat McAfee, P, West Virginia (222)
(From Philadelphia for D6-10)
- 7B. Jaimie Thomas, OG, Maryland (236)

2010 (Pos: 22-21-23)

1. Jerry Hughes, DE, Texas Christian(31)
2. Pat Angerer, LB, Iowa (63)
3. Kevin Thomas, DB, USC (94)
4. Jacques McClendon, OG, Tennessee (129)
5. Brody Eldridge, TE, Oklahoma (162)
6. To Philadelphia for D7a-09
- 7A. Ricardo Mathews, DT, Cincinnati(238)
- 7B. Kavell Conner, LB, Clemson (240)
(Compensatory)
- 7C. Ray Fisher, DB, Indiana (246)
(Compensatory)

**2011 (Pos: 31)**

- Anthony Castonzo, OT, Boston College (22)
- Ben Ijalana, OG, Villanova (49)
(From Washington for D2b-11, D5-11)
- To Washington with D5-11 for D2a-11
- Drake Nevis, DT, Louisiana State (87)
- Delone Carter, RB, Syracuse (119)
- To Washington with D2b-11 for D2a-11
- Chris Rucker, DB, Michigan State (188)
- To Washington for DB-Justin Tyrone

2012 (Pos: 1-2)

- Andrew Luck, QB, Stanford (1)
- Coby Fleener, TE, Stanford (34)
- Dwayne Allen, TE, Clemson (64)
- T.Y. Hilton, WR, Florida International (92)
(From San Francisco for D4-12, D5-13)
- Josh Chapman, DT, Alabama (136)
- Vick Ballard, RB, Mississippi (170)
(Compensatory)
- LaVon Brazill, WR, Ohio (206)
(Compensatory)
- Justin Anderson, OG, Georgia (208)
- Tim Fugger, LB, Vanderbilt (214)
(From Jacksonville through the New York Jets for D6-12)
- Chandler Harnish, QB, Northern Ill. (Compensatory) (253)

2013 (Pos: 24)

- Bjoern Werner, OLB, Florida State (24)
- To Miami for CB-Vontae Davis
- Hugh Thornton, G, Illinois (86)
- Khaled Holmes, C/G, USC (121)
- Montori Hughes, DT, UT Martin (139)
(From Cleveland for D4-14)
- To San Francisco with D4-12
- John Boyett, S, Oregon (192)
- Kerwynn Williams, RB, Utah State (230)
- Justice Cunningham, TE, South Carolina (Compensatory) (254)



Quarterback Andrew Luck was the No. 1 overall selection in the 2012 NFL Draft.

2014 (Pos: 26-27)

- To Cleveland for RB-Trent Richardson
- Jack Mewhort, T/G, Ohio State (59)
- Donte Moncrief, WR, Mississippi (90)
- To Cleveland for DT-Montori Hughes
- Jonathan Newsome, DE, Ball State (166)
- Andrew Jackson, ILB, Western Kentucky (203)
- Ulrick John, T, Georgia State (232)
(From Baltimore for C-A.Q. Shipley)
- To St. Louis for CB-Josh Gordy

2015 (Pos: 29)

- Phillip Dorsett, WR, Miami (29)
- To Tampa Bay with D4b-15 for D3a-15, D4a-15
- D'Joun Smith, CB, Florida Atlantic (65)
(From Tampa Bay with D4a-15 for D2-15, D4b-15)
- Henry Anderson, DE, Stanford (93)
- Clayton Geathers, S, Central Florida (109)
(From Tampa Bay with D3a-15 for D2-15, D4b-15)
- To Tampa Bay with D2-15 for D3a-15, D4a-15
- David Parry, DT, Stanford (151)
(From San Francisco for D5b-15, D7a-15)
- To San Francisco with D7a-15 for D5a-15
- Josh Robinson, RB, Mississippi State (205)
- Amarlo Herrera, ILB, Georgia (207)
(From Seattle for CB-Marcus Burley)
- To San Francisco with D5b-15 for D5a-15
- Denzelle Good, T, Mars Hill (255)
(Compensatory)





FREE AGENCY (1993-2015)

UNRESTRICTED FREE AGENTS LISTED

2015

Players Signed by Colts (5): Vincent Brown (Oakland); Trent Cole (Philadelphia); Frank Gore (San Francisco); Nate Irving (Denver); Dwight Lowery (Atlanta).

Former Colts Signed by Other Clubs (3): Sergio Brown (Jacksonville); Josh Gordy (New York Giants); Cory Redding (Arizona).

2014

Players Signed by Colts (3): Arthur Jones (Baltimore); Hakeem Nicks (New York Giants); Colt Anderson (Philadelphia).

Former Colts Signed by Other Clubs (8): Antoine Bethea (San Francisco); Donald Brown (San Diego); Kavell Conner (San Diego); Darrius Heyward-Bey (Pittsburgh); Jeff Linkenbach (Kansas City); Ricardo Mathews (Houston); Mike McGlynn (Washington); Cassius Vaughn (Detroit).

2013

Players Signed by Colts (8): T-Gosder Cherilus (Detroit); DT-Aubrayo Franklin (San Diego); DT-Ricky Jean Francois (San Francisco); S-LaRon Landry (New York Jets); OLB-Lawrence Sidbury (Atlanta); G-Donald Thomas (New England); CB-Greg Toler (Arizona); OLB-Erik Walden (Green Bay).

Former Colts Signed by Other Clubs (6): WR-Donnie Avery (Kansas City); LB-Moise Fokou (Tennessee); NT-Antonio Johnson (Tennessee); G-Seth Olsen (Minnesota); CB-Jerraud Powers (Arizona); QB-Drew Stanton (Arizona).

2012

Players Signed by Colts (6): WR-Donnie Avery (Tennessee); OL-Mike McGlynn (Cincinnati); DT-Brandon McKinney (Baltimore); DL-Cory Redding (Baltimore); C-Samson Satele (Oakland); S-Tom Zbikowski (Baltimore).

Former Colts Signed by Other Clubs (12): DE-Jamaal Anderson (Cincinnati); FS-Stevie Brown (New York Giants); FB-Jerome Felton (Minnesota); WR-Pierre Garcon (Washington); WR-Anthony Gonzalez (New England); CB-Jacob Lacey (Detroit); OT-Quinn Ojinnaka (St. Louis); QB-Dan Orlovsky (Tampa Bay); C-Mike Pollak (Carolina); C-Jeff Saturday (Green Bay); TE-Jacob Tamme (Denver); LB-Philip Wheeler (Oakland).

2011

Players Signed by Colts (1): LB-Ernie Sims (Philadelphia).

Former Colts Signed by Other Clubs (1): LB-Clint Session (Jacksonville).

2010

Players Signed by Colts (0): None.

Former Colts Signed by Other Clubs (0): None.

2009

Players Signed by Colts (1): LB-Adam Seward (Carolina).

Former Colts Signed by Other Clubs (4): DB-Keiwan Ratliff (Pittsburgh); DT-Darrell Reid (Denver); RB-Dominic Rhodes (Buffalo); P-Hunter Smith (Washington).

2008

Players Signed by Colts (0): None.

Former Colts Signed by Other Clubs (3): LB-Rocky Boiman (Philadelphia); DT-Dan Klecko (Philadelphia); OG-Jake Scott (Tennessee).

2007

Players Signed by Colts (2): OG-Rick DeMulling (Detroit); TE-Mike Seidman (Carolina).

Former Colts Signed by Other Clubs (4): DB-Jason David (New Orleans); DB-Nick Harper (Tennessee); LB-Cato June (Tampa Bay); RB-Dominic Rhodes (Oakland).

2006

Players Signed by Colts (1): K-Adam Vinatieri (New England).

Former Colts Signed by Other Clubs (4): RB-Edgerrin James (Arizona); LB-David Thornton (Tennessee); DT-Larry Triplett (Buffalo); K-Mike Vanderjagt (Dallas).

2005

Players Signed by Colts (1): DT-Corey Simon (Philadelphia).

Former Colts Signed by Other Clubs (3): DB-Idrees Bashir (Carolina); OG-Rick DeMulling (Detroit); LB-Jim Nelson (Baltimore).

2004

Players Signed by Colts (0): None.

Former Colts Signed by Other Clubs (4): WR-JaJuan Dawson (New York Giants); DB-David Macklin (Arizona); LB-Marcus Washington (Washington); WR-Terrence Wilkins (Miami).

2003

Players Signed by Colts (4): DB-Rich Coady (Tennessee); LB-Jim Nelson (Minnesota); DT-Montae Reagor (Denver); WR-Brandon Stokley (Baltimore).

Former Colts Signed by Other Clubs (3): RB-Jim Finn (New York Giants); DE-Chukie Nwokorie (Green Bay); LB-Mike Peterson (Jacksonville).

2002

Players Signed by Colts (5): DT-James Cannida (Tampa Bay); LB-Greg Favors (Tennessee); DB-Walt Harris (Chicago); WR-Qadry Ismail (Baltimore); C/G-Jim Pyne (Philadelphia).

Former Colts Signed by Other Clubs (5): OG-Steve McKinney (Houston); OG-Larry Moore (Washington); WR-Jerome Pathon (New Orleans); LB-Ryan Phillips (New England); WR-Tony Simmons (Houston).



2001

Players Signed by Colts (2): DT-Christian Peter (New York Giants); LB-Mike Morton (Green Bay).

Former Colts Signed by Other Clubs (2): DB-Jason Belsler (Kansas City); DE-Bernard Whittington (Cincinnati).

2000

Players Signed by Colts (1): DL-Bernard Holsley (New York Giants).

Former Colts Signed by Other Clubs (0): None.

1999

Players Signed by Colts (7): LB-Jeff Brady (Carolina); DE-Chad Bratzke (New York Giants); QB-Stoney Case (Arizona); DB-Chad Cota (New Orleans); RB-Darick Holmes (Green Bay); OL-Sale Isaia (Baltimore); DE-Shawn King (Carolina).

Former Colts Signed by Other Clubs (4): P-Chris Gardocki (Cleveland); DB-Tim Hauck (Philadelphia); WR-Torrance Small (Philadelphia); DL-Jeff Zgonina (St. Louis).

1998

Players Signed by Colts (5): LB-Myron Baker (Carolina); DB-Jeff Burris (Buffalo); LB-Jeff Herrod (Philadelphia); OG-Tom Myslinski (Pittsburgh); WR-Torrance Small (St. Louis).

Former Colts Signed by Other Clubs (4): WR-Sean Dawkins (New Orleans); DB-Derwin Gray (Carolina); OT-Jason Mathews (Tampa Bay); WR-Brian Stablein (New England).

1997

Players Signed by Colts (3): DB-Robert Blackmon (Seattle); DE-Al Fontenot (Chicago); DB-Carlton Gray (Seattle).

Former Colts Signed by Other Clubs (2): DB-Ray Buchanan (Atlanta-transitional); DT-Tony Siragusa (Baltimore).

1996

Players Signed by Colts (5): LB-Elijah Alexander (Denver); OT-Troy Auzenne (Chicago); DB-Derrick Frazier (Philadelphia); C/G-Jay Leeuwenburg (Chicago); OL-Doug Widell (Detroit).

Former Colts Signed by Other Clubs (3): DB-Ashley Ambrose (Cincinnati); OG-Joe Staysniak (Green Bay); OT-Will Wolford (Pittsburgh).

1995

Players Signed by Colts (3): WR-Willie "Flipper" Anderson (St. Louis); P-Chris Gardocki (Chicago); TE-Ed West (Green Bay).

Former Colts Signed by Other Clubs (7): K-Dean Biasucci (Pittsburgh); TE-Kerry Cash (Oakland); OL-Cecil Gray (Oakland); QB-Don Majkowski (Detroit); OT-Zefross Moss (Detroit); DT-Thomas Sims (Minnesota); P-Rohn Stark (Pittsburgh).

1994

Players Signed by Colts (2): LB-Tony Bennett (Green Bay); WR-Floyd Turner (New Orleans).

Former Colts Signed by Other Clubs (0): None.

1993

Players Signed by Colts (3): WR-Aaron Cox (St. Louis); C-Kirk Lowdermilk (Minnesota); OT-Will Wolford (Buffalo).

Former Colts Signed by Other Clubs (2): WR-Bill Brooks (Buffalo); DB-Mike Prior (Green Bay).

"PLAN B" FREE AGENCY (1989-1992)

1992

Players Signed by Colts (5): WR-Reggie Langhorne (Cleveland); OL-Trevor Match (New York Jets); OG-Ron Solt (Philadelphia); P/QB-Tom Tupa (Phoenix); LB-Carl Zander (Cincinnati).

Former Colts Signed by Other Clubs (9): OL-Brian Baldinger (Buffalo); TE-Pat Beach (New York Jets); OL-Brian Blados (Seattle); QB-Rusty Hilger (Seattle); LB-Matt Jaworski (Pittsburgh); LB-Brian Jones (Miami); RB-Bruce Perkins (Cleveland); DB-Keith Taylor (New Orleans); DB-Charles Washington (Green Bay).

1991

Players Signed by Colts (2): DL-Travis Davis (New Orleans); LB-Cedric Figaro (San Diego).

Former Colts Signed by Other Clubs (6): LB-O'Brien Alston (Los Angeles Raiders); DL-Jeff Faulkner (Phoenix); RB-Ivy Joe Hunter (New England); LB-Kurt Larson (Green Bay); TE-Eugene Riley (Detroit); LB-Matt Vanderbeek (Minnesota).

1990

Players Signed by Colts (0): None.

Former Colts Signed by Other Clubs (8): TE-Mark Boyer (New York Jets); TE-John Brandes (Washington); DE-Ezra Johnson (Houston); LB-Cliff Odom (Miami); DB-Anthony Parker (New York Jets); DB-Bruce Plummer (San Diego); OG-Ben Utt (Atlanta); DB-Charles Washington (Kansas City).

1989

Players Signed by Colts (7): DB-Keith Bostic (Houston); LB-Phillip Brown (Atlanta); DL-Sam Clancy (Cleveland); C-Stan Eisenhooth (Seattle); DB-Bruce Plummer (Miami); WR-Clarence Weathers (Cleveland); DL-Mitch Willis (Atlanta).

Former Colts Signed by Other Clubs (7): WR-Mark Bellini (Phoenix); DT-Byron Darby (Los Angeles Rams); QB-Gary Hogeboom (Phoenix); LB-Barry Krauss (Cleveland); LB-Orlando Lowry (Kansas City); OT-Joel Patten (San Diego); DB-Willie Tullis (Detroit).

**List includes Unrestricted, Restricted and "Plan B" free agents and does not include free agents signed after being waived.*

COLTS REGULAR SEASON ATTENDANCE HISTORY BY OPPONENT

HOME GAMES

OPPONENT	NO.	ATTENDANCE	LARGEST	DATE	SMALLEST	DATE
Dolphins	36	1,989,197	66,479	11/4/12	19,073	1/2/83
Patriots	37	1,980,207	67,476	11/15/09	34,127	12/20/81
Bills	33	1,724,315	64,366	11/25/12	37,927	9/30/79
Jets	33	1,677,697	67,222	12/27/09	34,927	10/11/87
Titans	22	1,253,870	67,188	1/2/11	27,934	12/18/83
Rams	22	1,184,835	66,004	11/10/13	27,268	11/22/53
Packers	22	1,141,127	67,020	10/7/12	25,920	12/19/82
49ers	21	1,108,231	66,229	11/1/09	23,875	11/28/54
Lions	21	1,089,945	66,281	12/14/08	25,159	10/3/53
Bears	20	1,037,654	66,822	9/7/08	23,093	11/21/54
Redskins	17	941,664	65,352	11/30/15	32,944	12/23/56
Jaguars	14	854,092	67,147	12/19/10	55,770	9/21/03
Browns	15	836,805	65,035	9/18/11	37,285	11/2/75
Texans	13	800,879	66,957	12/30/12	56,132	10/26/03
Chargers	14	780,768	66,085	11/28/10	47,950	11/30/86
Bengals	15	777,123	67,404	11/14/10	23,598	12/5/82
Broncos	11	635,010	67,248	12/13/09	37,959	11/10/74
Vikings	10	577,168	63,912	9/16/12	53,645	12/16/62
Steelers	9	521,555	66,309	9/25/11	42,575	11/3/57
Cardinals	10	511,683	60,274	9/16/84	32,782	11/22/81
Chiefs	9	466,114	66,869	10/10/10	29,936	12/21/80
Eagles	8	447,464	64,871	9/15/15	44,952	12/19/93
Cowboys	7	421,657	67,471	12/5/10	56,860	10/31/99
Falcons	7	412,931	65,218	11/6/11	56,715	9/17/67
Raiders	6	336,414	65,412	9/8/13	41,023	9/28/75
Buccaneers	6	312,178	60,468	12/27/87	39,756	9/9/79
Ravens	5	301,803	66,153	10/12/08	56,174	10/13/02
Saints	5	271,884	60,238	12/10/67	48,480	9/27/98
Giants	5	269,659	67,275	9/19/10	27,088	10/2/54
Seahawks	4	231,790	66,608	10/6/13	49,876	10/2/94
Panthers	3	179,192	63,928	11/27/11	58,182	12/27/98
TOTAL	460	25,074,911				

 2014 SEASON
IN REVIEW

 COLTS
HISTORY

RECORDS

 COLTS IN THE
COMMUNITY



ROAD GAMES

OPPONENT	NO.	ATTENDANCE	LARGEST	DATE	SMALLEST	DATE	OVERALL TOTAL
Dolphins	34	2,127,003	80,010	12/16/72	45,236	12/4/88	4,116,200
Patriots	37	1,972,053	68,756	2004, 05, 06, 10, 11, 12	19,429	12/6/92	3,952,260
Bills	34	2,049,179	79,404	10/16/94	9,860	10/4/87	3,773,494
Jets	34	2,012,694	79,469	9/20/98	33,684	12/13/92	3,690,391
Rams	21	1,217,926	100,202	12/6/58	26,696	12/5/53	2,402,761
Titans	18	1,122,551	69,149	10/2/05	31,792	11/23/86	2,376,421
Lions	20	1,120,272	80,638	11/16/80	46,508	11/7/53	2,210,217
49ers	22	1,040,827	69,732	9/22/13	23,432	12/13/53	2,149,058
Bears	21	1,027,979	66,944	11/5/00	27,845	10/10/54	2,065,633
Packers	20	795,657	71,010	10/19/08	18,713	10/18/53	1,936,784
Browns	13	920,251	80,132	10/14/62	42,404	11/11/56	1,757,056
Jaguars	14	880,898	73,114	10/3/04	45,037	11/9/03	1,734,990
Texans	13	920,957	71,787	10/9/15	69,204	9/22/02	1,721,836
Redskins	13	656,084	87,883	10/17/10	23,566	10/31/54	1,597,748
Bengals	12	642,961	65,995	11/20/05	43,991	12/7/80	1,420,084
Broncos	10	754,566	76,939	9/7/15	74,680	10/15/89	1,389,576
Chargers	11	578,404	68,428	11/23/08	37,322	10/23/88	1,359,172
Vikings	13	607,484	63,585	9/14/08	30,787	9/23/62	1,184,652
Steelers	12	628,714	64,043	11/9/08	41,597	12/9/78	1,150,269
Chiefs	11	676,419	78,357	9/3/00	21,762	11/24/85	1,142,533
Eagles	10	596,792	72,200	11/15/81	27,813	11/15/53	1,044,256
Giants	10	662,602	78,622	9/10/06	33,982	11/13/55	932,261
Cowboys	8	495,331	91,899	12/21/15	25,500	10/30/60	916,988
Falcons	8	428,595	69,845	11/22/07	30,397	12/7/86	841,526
Cardinals	5	251,220	62,692	9/27/09	31,885	12/2/90	762,903
Ravens	6	421,801	71,320	11/22/09	68,898	11/29/98	723,604
Raiders	7	344,724	62,000	12/16/07	40,287	9/15/91	681,138
Saints	6	386,819	80,636	10/19/69	49,009	12/24/89	658,703
Seahawks	7	407,277	67,855	12/24/05	39,574	12/4/94	639,067
Buccaneers	6	276,455	65,647	10/6/03	25,577	12/15/85	588,633
Panthers	2	123,846	74,005	10/28/07	49,841	12/3/95	303,038
TOTAL	458	26,148,341					51,223,252

COLTS IN OVERTIME

*Playoffs

**Playoffs (Double Overtime)

#Season Opener

DATE	OPPONENT	SITE	COIN TOSS	SCORE	ELAPSED
12/28/58*	N.Y. Giants RESULT: Alan Ameche 1 run	New York	N.Y. Giants	W 23-17	8:15
12/26/65*	Green Bay RESULT: Don Chandler 25 FG	Green Bay	Green Bay	L 10-13	13:39
12/14/75	Miami RESULT: Toni Linhart 31 FG	Baltimore	Miami	W 10-7	12:44
12/24/77**	Oakland RESULT: Dave Casper 10 pass from Ken Stabler	Baltimore	Colts	L 31-37	15:43
9/9/79#	Tampa Bay RESULT: Neil O'Donoghue 31 FG	Baltimore	Colts	L 26-29	1:41
9/4/83#	New England RESULT: Johnnie Cooks 52 fumble return	Foxboro	New England	W 29-23	0:30
9/25/83	Chicago RESULT: Raul Allegre 33 FG	Baltimore	Colts	W 22-19	4:51
9/4/88#	Houston RESULT: Tony Zendejas 35 FG	Indianapolis	Colts	L 14-17	3:51
10/29/89	New England RESULT: Greg Davis 51 FG	Indianapolis	New England	L 20-23	9:57
12/10/89	Cleveland RESULT: Mike Prior 58 interception return	Indianapolis	Cleveland	W 23-17	10:54
12/8/91	New England RESULT: Michael Timpson 45 pass from Hugh Millen	Foxboro	Colts	L 17-23	8:55
10/11/92	N.Y. Jets RESULT: Dean Biasucci 47 FG	Indianapolis	Colts	W 6-3	3:01

ADMINISTRATION

COACHING STAFF

FOOTBALL OPERATIONS

BUSINESS OPERATIONS

PLAYERS

2014 SEASON IN REVIEW

COLTS HISTORY

RECORDS

COLTS IN THE COMMUNITY



COLTS IN OVERTIME (CONT)

DATE	OPPONENT	SITE	COIN TOSS	SCORE	ELAPSED
11/15/92	New England RESULT: Charlie Baumann 18 FG	Indianapolis	Colts	L 34-37	3:25
11/29/92	Buffalo RESULT: Dean Biasucci 40 FG	Indianapolis	Colts	W 16-13	3:51
9/3/95#	Cincinnati RESULT: Doug Pelfrey 47 FG	Indianapolis	Cincinnati	L 21-24	2:36
9/10/95	N.Y. Jets RESULT: Mike Cofer 52 FG	East Rutherford	N.Y. Jets	W 27-24	4:27
10/8/95	Miami RESULT: Cary Blanchard 27 FG	Miami	Colts	W 27-24	4:58
10/6/96	Buffalo RESULT: Steve Christie 39 FG	Buffalo	Colts	L 13-16	9:22
12/11/96	Buffalo RESULT: Cary Blanchard 49 FG	Indianapolis	Buffalo	W 13-10	8:14
9/27/98	New Orleans RESULT: Cam Cleeland 33 pass from Danny Wuerffel	Indianapolis	New Orleans	L 13-19	6:10
12/30/00*	Miami RESULT: Lamar Smith 17 run	Miami	Miami	L 17-23	11:26
11/24/02	Denver RESULT: Mike Vanderjagt 51 FG	Denver	Colts	W 23-20	5:38
10/6/03	Tampa Bay RESULT: Mike Vanderjagt 29 FG	Tampa Bay	Tampa Bay	W 38-35	11:13
10/12/03	Carolina RESULT: John Kasay 47 FG	Indianapolis	Carolina	L 20-23	5:39
12/26/04	San Diego RESULT: Mike Vanderjagt 30 FG	Indianapolis	Colts	W 34-31	2:47
1/13/09*	San Diego RESULT: Darren Sproles 22 run	San Diego	San Diego	L 17-23	6:20
12/15/10	Dallas RESULT: David Buehler 38 FG	Indianapolis	Colts	L 28-31	7:05
10/28/12	Tennessee RESULT: Vick Ballard 16 pass from Andrew Luck	Tennessee	Colts	W 19-13	4:49

OVERALL	14-14	PLAYOFFS	1-4	BALTIMORE (1953-83)	INDIANAPOLIS (1984-Present)
Home	7-9	Home	0-1	Overall 4-3	Overall 10-11
Away	7-5	Away	1-3	Home 2-2	Home 5-7
				Away 2-1	Away 5-4
WIN COIN TOSS	7-7	LOSE COIN TOSS	7-7		

COLTS OVERTIME RECORDS BY OPPONENT

Buffalo	2-1	Denver	1-0	N.Y. Jets	2-0
Carolina	0-1	Green Bay	0-1	Oakland	0-1
Chicago	1-0	Miami	2-1	San Diego	1-1
Cincinnati	0-1	New England	1-3	Tampa Bay	1-1
Cleveland	1-0	New Orleans	0-1	Tennessee	1-1
Dallas	0-1	N.Y. Giants	1-0		



RECORDS



INDIVIDUAL RECORDS

National Football League records are indicated by an asterisk. Since the Colts joined the NFL in 1953, the league has increased the number of games played each season from 12 in 1953 to the current 16 in 1978.

Here are the dates that the league increased the number of games played each season:

1953-1960 12 games 1961-1977 14 games 1978-2013 16 games

Note: The 1982 NFL regular season was reduced from 16 games to nine games because of a players' strike. The 1987 season was 15 games due to a players' strike.

SERVICE

MOST SEASONS

- 17 John Unitas, 1956-72
- 14 Reggie Wayne, 2001-14
- 14 Peyton Manning, 1998-11
- 13 Raymond Berry, 1955-67
- 13 Eugene Daniel, 1984-96
- 13 Ray Donaldson, 1980-92
- 13 Marvin Harrison, 1996-08
- 13 David Lee, 1966-78
- 13 Gino Marchetti, 1953-64, 66
- 13 Rohn Stark, 1982-94
- 13 Dick Szymanski, 1955, 57-68
- 13 Jeff Saturday, 1999-11

MOST GAMES PLAYED

- 211 Reggie Wayne, 2001-14
- 208 Peyton Manning, 1998-10
- 206 John Unitas, 1956-72
- 198 Eugene Daniel, 1984-96
- 197 Rohn Stark, 1982-94
- 197 Jeff Saturday, 1999-11
- 192 Justin Snow, 2000-11
- 190 Marvin Harrison, 1996-08
- 188 David Lee, 1966-78

MOST CONSECUTIVE GAMES PLAYED

- 208 Peyton Manning, 1998-10
- 192 Justin Snow, 2000-11
- 189 Reggie Wayne, 2001-13
- 160 Hunter Smith, 1999-08
- 155 Jerry Logan, 1963-72

SCORING

MOST POINTS (CAREER)

- 995 Mike Vanderjagt, 1998-05
- 988 Adam Vinatieri, 2006-14
- 783 Dean Biasucci, 1984, 86-94
- 778 Marvin Harrison, 1996-08
- 678 Lenny Moore, 1956-67
- 586 Lou Michaels, 1964-69
- 498 Reggie Wayne, 2001-14
- 458 Edgerrin James, 1999-05
- 408 Raymond Berry, 1955-67
- 394 Toni Linhart, 1974-79

MOST POINTS (SEASON)

- 157 Mike Vanderjagt, 2003
- 145 Mike Vanderjagt, 1999
- 140 Adam Vinatieri, 2014
- 139 Adam Vinatieri, 2013
- 135 Cary Blanchard, 1996
- 129 Adam Vinatieri, 2010
- 125 Mike Vanderjagt, 2001
- 121 Mike Vanderjagt, 2000
- 121 Mike Vanderjagt, 2005
- 120 Lenny Moore, 1964

MOST POINTS (SEASON) cont.

- 119 Mike Vanderjagt, 2004
- 118 Adam Vinatieri, 2007
- 117 Cary Blanchard, 1997
- 115 Adam Vinatieri, 2012
- 114 Dean Biasucci, 1988
- 113 Adam Vinatieri, 2006
- 112 Raul Allegre, 1983
- 110 Edgerrin James, 2000
- 109 Toni Linhart, 1976
- 106 Lou Michaels, 1967
- 104 Jim Martin, 1963
- 104 Lou Michaels, 1964
- 104 Mike Vanderjagt, 1998
- 103 Mike Vanderjagt, 2002
- 103 Adam Vinatieri, 2008
- 102 Lou Michaels, 1968
- 102 Edgerrin James, 1999
- 101 Lou Michaels, 1965

MOST POINTS (ROOKIE)

- 112 Raul Allegre, 1983
- 102 Edgerrin James, 1999
- 93 Jim O'Brien, 1970
- 78 Curtis Dickey, 1980
- 72 Marshall Faulk, 1994

MOST POINTS (GAME)

- 24 Lenny Moore vs. Chi, Oct. 4, 1958
- 24 Lenny Moore vs. LA Rams, Oct. 16, 1960
- 24 Lenny Moore vs. Min, Oct. 1, 1961
- 24 Lydell Mitchell vs. Buf, Oct. 12, 1975
- 24 Eric Dickerson vs. Den, Oct. 31, 1988
- 24 Joseph Addai vs. Phil, Nov. 26, 2006
- 20 Reggie Wayne at Den, Oct. 29, 2006

MOST POINTS (ROOKIE-GAME)

- 24 Joseph Addai vs. Phil, Nov. 26, 2006
- 18 Billy Vessels vs. LA Rams, Nov. 25, 1956
- 18 Marshall Faulk vs. Hou, Sept. 4, 1994
- 18 Marvin Harrison at K.C., Dec. 15, 1996
- 18 Edgerrin James at Phil, Nov. 21, 1999
- 18 Edgerrin James at Cle, Dec. 26, 2006
- 16 Raul Allegre at Phil, Oct. 30, 1983

MOST CONSECUTIVE GAMES SCORING

- 130 Adam Vinatieri, G1-2006/G16-2014
- 118 Mike Vanderjagt, G10-1998/G16-2005
- 58 Lou Michaels, G13-1965/G14-1969
- 55 Steve Myhra, G8-1957/G14-1961
- 55 Dean Biasucci, G11-1987/G2-1991
- 44 Toni Linhart, G13-1974/G14-1977
- 44 Cary Blanchard, G5-1995/G16-1997
- 28 Jim O'Brien, G1-1970/G14-1971
- 27 Raul Allegre, G6-1984/G16-1985
- 26 Dean Biasucci, G2-5-84, G1-86/G9-87
- 21 Steve Mike-Mayer, G12-1979/G16-1980

MOST CONSECUTIVE GAMES

SCORING (ROOKIE)

- 14 Jim O'Brien, G1-14, 1970
- 11 Raul Allegre, G1-11, 1983
- 10 Buck McPhail, G1-10, 1953
- 7 Curtis Dickey, G7-13, 1980
- 5 Alan Ameche, G1-5, 1955
- 5 Steve Myhra, G8-12, 1957

MOST SEASONS LEADING TEAM

- 9 Dean Biasucci, 1986-94
- 8 Mike Vanderjagt, 1998-05
- 8 Adam Vinatieri, 2006-08, 10-14
- 5 Lenny Moore, 1956-58, 60, 64
- 4 Lou Michaels, 1965-68
- 4 Toni Linhart, 1974, 76-78

MOST CONSECUTIVE SEASONS

LEADING TEAM

- 9 Dean Biasucci, 1986-94
- 8 Mike Vanderjagt, 1998-05
- 8 Adam Vinatieri, 2010-14
- 4 Lou Michaels, 1965-68
- 3 Lenny Moore, 1956-58
- 3 Jim O'Brien, 1970-72
- 3 Toni Linhart, 1976-78
- 3 Raul Allegre, 1983-85
- 3 Adam Vinatieri, 2006-08

MOST KICK-SCORING POINTS (GAME)

- 18 Lou Michaels vs. S.F., Sept. 25, 1966
- 17 Lou Michaels vs. StL., Oct. 12, 1964
- 17 Cary Blanchard at Buf, Sept. 21, 1997
- 17 Mike Vanderjagt, vs. Den, Jan. 6, 2002
- 17 Mike Vanderjagt at Ten, Dec. 7, 2003
- 16 Lou Michaels at Chi, Nov. 8, 1964
- 16 Toni Linhart vs. Buf, Dec. 12, 1965
- 16 Raul Allegre at Phil, Oct. 30, 1983
- 16 Dean Biasucci at Mia, Nov. 15, 1987
- 16 Mike Vanderjagt vs. Balt, Oct. 13, 2002
- 16 Adam Vinatieri vs. Ten, Dec. 1, 2013
- 16 Adam Vinatieri at NYG, Nov. 3, 2014
- 15 (6 times) Last: Adam Vinatieri vs. Hou, Nov. 16, 2008

MOST NON KICK-SCORING POINTS (SEASON)

- 120 Lenny Moore, 1964
- 110 Edgerrin James, 2000
- 102 Edgerrin James, 1999
- 92 Joseph Addai, 2007
- 90 Lenny Moore, 1961
- 90 Lydell Mitchell, 1975
- 90 Eric Dickerson, 1988
- 90 Marvin Harrison, 2004
- 90 Marvin Harrison, 2001

**MOST SEASONS 100+ POINTS**

- 8 Mike Vanderjagt, 1998-05
- 7 Adam Vinatieri, 2006-08, 10, 12-14
- 4 Lou Michaels, 1964-65, 67-68
- 2 Cary Blanchard, 1996-97
- 2 Edgerrin James, 1999-00
- 1 Allegre/Biasucci/Linhart/Martin/Moore

MOST CONSECUTIVE SEASONS 100+ POINTS

- 8 Mike Vanderjagt, 1998-05
- 3 Adam Vinatieri, 2006-08
- 3 Adam Vinatieri, 2012-14
- 2 Lou Michaels, 1964-65, 67-68
- 2 Cary Blanchard, 1996-97
- 2 Edgerrin James, 1999-00

TOUCHDOWNS**MOST (CAREER)**

- 128 Marvin Harrison, 1996-08
- 113 Lenny Moore, 1956-67
- 82 Reggie Wayne, 2001-14
- 75 Edgerrin James, 1999-05
- 68 Raymond Berry, 1955-67
- 58 Don McCauley, 1971-81
- 57 Tom Matte, 1961-72
- 51 Marshall Faulk, 1994-98
- 50 Jimmy Orr, 1961-70
- 48 Joseph Addai, 2006-11

MOST (SEASON)

- 20 Lenny Moore, 1964
- 18 Edgerrin James, 2000
- 17 Edgerrin James, 1999
- 15 Lenny Moore, 1961
- 15 Lydell Mitchell, 1975
- 15 Eric Dickerson, 1988
- 15 Marvin Harrison, 2001
- 15 Marvin Harrison, 2004
- 15 Joseph Addai, 2007

MOST (ROOKIE)

- 17 Edgerrin James, 1999
- 13 Curtis Dickey, 1980
- 12 Marshall Faulk, 1994
- 10 Dominic Rhodes, 2001
- 9 (3 times) Last: Rodney Culver, 1992

MOST (GAME)

- 4 Lenny Moore vs. Chi, Oct. 4, 1958
- 4 Lenny Moore vs. LA Rams, Oct. 16, 1960
- 4 Lenny Moore vs. Min, Oct. 1, 1961
- 4 Lydell Mitchell vs. Buf, Oct. 12, 1975
- 4 Eric Dickerson vs. Den, Oct. 31, 1988
- 4 Joseph Addai vs. Phil, Nov. 26, 2006
- 3 (40 times) Last: Dallas Clark vs. Den, Dec. 13, 2009

MOST (ROOKIE-GAME)

- 4 Joseph Addai vs. Phil, Nov. 26, 2006
- 3 Billy Vessels vs. LA Rams, Nov. 25, 1956
- 3 Marshall Faulk vs. Hou, Sept. 4, 1994
- 3 Marvin Harrison at K.C., Dec. 15, 1996
- 3 Edgerrin James at Phil, Nov. 21, 1999

MOST (ROOKIE-GAME) cont...

- 3 Edgerrin James at Cle, Dec. 26, 1999
- 2 (30 times) Last: Donte Moncrief vs. Was, Nov. 30, 2014

MOST CONSECUTIVE GAMES**SCORING TD**

- 18 Lenny Moore, G7-9-1963, G1-1964/G1-1965
- 11 Lydell Mitchell, G6-1975/G2-1976
- 8 Edgerrin James, G3-10, 2005
- 7 Raymond Berry, G8-1959/G2-1960
- 7 Curtis Dickey, G7-13, 1980
- 6 Lenny Moore, G9-1957/G2-1958
- 6 Lenny Moore, G6-11, 1961
- 6 Tom Matte, G2-7, 1969
- 5 (10 times) Last: Reggie Wayne, G3-7, 2009

MOST CONSECUTIVE GAMES**SCORING TD (ROOKIE)**

- 7 Curtis Dickey, G7-13, 1980
- 5 Alan Ameche, G1-5, 1955
- 4 Lenny Moore, G3-6, 1956
- 4 Marshall Faulk, G8-11, 1994
- 4 James Mungro, G11-14, 2002
- 3 (5 times) Last: Austin Collie, G12-14, 2009

MOST SEASONS LEADING TEAM

- 6 Lenny Moore, 1956-58, 60-61, 64
- 5 Marvin Harrison, 1996, 01-02, 04, 06
- 4 Marshall Faulk, 1994-95, 97-98
- 4 Edgerrin James, 1999-00, 03, 05
- 3 Tom Matte, 1967-69
- 3 Curtis Dickey, 1980-81, 83

MOST CONSECUTIVE SEASONS**LEADING TEAM**

- 3 Lenny Moore, 1956-58
- 3 Tom Matte, 1967-69
- 2 (10 times) Last: Marvin Harrison, 2001-02

MOST 10+ TD SEASONS

- 8 Marvin Harrison, 1999-06
- 5 Lenny Moore, 1957-58, 60-61, 64
- 4 Edgerrin James, 1999-00, 03, 05
- 3 Tom Matte, 1967-69
- 3 Marshall Faulk, 1994-95, 98
- 3 Reggie Wayne, 2004, 07, 09
- 2 Addai/Berry/Clark/Dickey/McCauley/Orr
- 1 Bulaich/Carr/Dickey/Mitchell/Rhodes/Stokley

MOST CONSECUTIVE 10+ TD SEASONS

- 8 Marvin Harrison, 1999-06
- 3 Tom Matte, 1967-69
- 2 Lenny Moore, 1957-58, 60-61
- 2 Raymond Berry, 1959-60
- 2 Don McCauley, 1975-76
- 2 Curtis Dickey, 1980-81
- 2 Marshall Faulk, 1994-95
- 2 Edgerrin James, 1999-00

POINTS AFTER TOUCHDOWN**MOST ATTEMPTS (CAREER)**

- 346 Mike Vanderjagt, 1998-05
- 346 Adam Vinatieri, 2006-14
- 270 Lou Michaels, 1964-69
- 261 Dean Biasucci, 1984, 86-94
- 195 Toni Linhart, 1974-79
- 189 Steve Myhra, 1957-61
- 98 Jim O'Brien, 1970-72
- 77 Raul Allegre, 1983-85
- 75 Steve Mike-Mayer, 1979-80
- 73 Cary Blanchard, 1995-97

MOST ATTEMPTS (SEASON)

- 60 Mike Vanderjagt, 2004
- 54 Lou Michaels, 1964
- 52 Toni Linhart, 1975
- 52 Mike Vanderjagt, 2005
- 51 Steve Myhra, 1958
- 51 Steve Myhra, 1959
- 51 Toni Linhart, 1976
- 51 Adam Vinatieri, 2007
- 51 Adam Vinatieri, 2010

MOST ATTEMPTS (ROOKIE)

- 38 Jim O'Brien, 1970
- 26 Tom Feamster, 1956
- 24 George Hunt, 1973
- 24 Raul Allegre, 1983
- 23 Buck McPhail, 1953

MOST MADE (CAREER)

- 344 Mike Vanderjagt, 1998-05
- 343 Adam Vinatieri, 2006-14
- 263 Lou Michaels, 1964-69
- 255 Dean Biasucci, 1984, 86-94
- 184 Toni Linhart, 1974-79
- 180 Steve Myhra, 1957-61
- 95 Jim O'Brien, 1970-72

MOST MADE (SEASON)

- 59 Mike Vanderjagt, 2004
- 53 Lou Michaels, 1964
- 52 Mike Vanderjagt, 2005
- 51 Toni Linhart, 1975
- 51 Adam Vinatieri, 2010
- 50 Steve Myhra, 1959
- 50 Adam Vinatieri, 2014
- 49 Toni Linhart, 1976
- 49 Adam Vinatieri, 2007
- 48 Steve Myhra, 1958
- 48 Lou Michaels, 1965
- 48 Lou Michaels, 1968

MOST MADE (ROOKIE)

- 36 Jim O'Brien, 1970
- 24 Tom Feamster, 1956
- 22 George Hunt, 1973
- 22 Raul Allegre, 1983
- 21 Buck McPhail, 1953

ADMINISTRATION

COACHING
STAFFFOOTBALL
OPERATIONSBUSINESS
OPERATIONS

PLAYERS

2014 SEASON
IN REVIEWCOLTS
HISTORY

RECORDS

COLTS IN THE
COMMUNITY

MOST MADE (GAME)

- 8 Tom Feamster vs. LA Rams, Nov. 5, 1956
- 8 Steve Myhra vs. G.B., Nov. 2, 1958
- 7 Steve Myhra vs. Chi, Oct. 4, 1958
- 7 Lou Michaels vs. Chi, Sept. 27, 1964
- 7 Lou Michaels at Atl, Nov. 12, 1967
- 7 Toni Linhart vs. NYJ, Nov. 16, 1975
- 7 Toni Linhart vs. Buf, Dec. 12, 1976
- 7 Raul Allegre vs. Buf, Oct. 6, 1985
- 7 Dean Biasucci vs. Den, Oct. 31, 1988
- 7 Mike Vanderjagt at N.O., Sept. 28, 2003
- 7 Mike Vanderjagt vs. Hou, Nov. 14, 2004
- 7 Adam Vinatieri vs. Was, Nov. 30, 2014

MOST MADE (ROOKIE-GAME)

- 8 Tom Feamster vs. LA Rams, Nov. 5, 1956

MOST CONSECUTIVE PATS

- 196 Adam Vinatieri, 2010-14
- 149 Mike Vanderjagt, 2001-04
- 125 Mike Vanderjagt, 1998-01
- 103 Lou Michaels, 1964-66
- 97 Adam Vinatieri, 2007-09
- 77 Dean Biasucci, 1986-88
- 73 Cary Blanchard, 1995-97
- 70 Mike Vanderjagt, 2004-05
- 62 Jim O'Brien, 1971-72
- 62 Mike Vanderjagt, 2001-02
- 56 Toni Linhart, 1975-76

HIGHEST PERCENTAGE (CAREER-50 MIN.)

- 100.0 Cary Blanchard, 1995-97
- 99.4 Mike Vanderjagt, 1998-05
- 99.1 Adam Vinatieri, 2006-14
- 97.7 Dean Biasucci, 1984, 86-94
- 97.4 Lou Michaels, 1964-69
- 97.0 Jim O'Brien, 1970-72
- 95.2 Steve Myhra, 1957-61
- 94.7 Steve Mike-Mayer, 1979-80
- 94.4 Toni Linhart, 1974-79
- 93.5 Raul Allegre, 1983-85

HIGHEST PERCENTAGE (SEASON-20 ATT.)

- 100.0 Lou Michaels, 1965
- 100.0 Jim O'Brien, 1972
- 100.0 Toni Linhart, 1974
- 100.0 Dean Biasucci (3), 1987, 92, 94
- 100.0 Cary Blanchard (3), 1995-97
- 100.0 Mike Vanderjagt (6), 1998-00, 02-03, 05
- 100.0 Adam Vinatieri (7) 2006, 08, 10, 11, 12, 13, 14
- 100.0 Matt Stover, 2009

HIGHEST PERCENTAGE (ROOKIE-SEASON-20 ATT.)

- 94.7 Jim O'Brien, 1970
- 92.3 Tom Feamster, 1956
- 91.7 George Hunt, 1973
- 91.7 Raul Allegre, 1983
- 91.3 Buck McPhail, 1953

FIELD GOALS
MOST ATTEMPTS (CAREER)

- 250 Dean Biasucci, 1984, 86-94
- 250 Adam Vinatieri, 2006-14
- 248 Mike Vanderjagt, 1998-05
- 197 Lou Michaels, 1964-69
- 116 Toni Linhart, 1974-79
- 105 Cary Blanchard, 1995-97
- 94 Jim O'Brien, 1970-72
- 91 Steve Myhra, 1957-61
- 81 Bert Rechichar, 1953-59
- 79 Raul Allegre, 1983-85

MOST ATTEMPTS (SEASON)

- 41 Cary Blanchard, 1997
- 40 Adam Vinatieri, 2013
- 40 Cary Blanchard, 1996
- 39 Steve Myhra, 1961
- 39 Jim Martin, 1963
- 39 Lou Michaels, 1966
- 38 Mike Vanderjagt, 1999
- 37 Lou Michaels, 1967
- 37 Mike Vanderjagt, 2003
- 35 Lou Michaels, 1964
- 35 Raul Allegre, 1983

MOST ATTEMPTS (ROOKIE)

- 35 Raul Allegre, 1983
- 34 Jim O'Brien, 1970

MOST ATTEMPTS (GAME)

- 6 Toni Linhart vs. NYJ, Nov. 28, 1976
- 6 Raul Allegre at Phil, Oct. 30, 1983
- 6 Dean Biasucci vs. Mia, Sept. 25, 1988

MOST ATTEMPTS (ROOKIE-GAME)

- 6 Raul Allegre at Phil, Oct. 30, 1983
- 5 Jim O'Brien vs. Phil, Dec. 6, 1970
- 5 Raul Allegre at Den, Nov. 11, 1983
- 4 (5 times) Last: Raul Allegre vs. Chi, Sept. 25, 1983

MOST (CAREER)

- 217 Mike Vanderjagt, 1998-05
- 215 Adam Vinatieri, 2006-14
- 176 Dean Biasucci, 1984, 86-94
- 107 Lou Michaels, 1964-69
- 87 Cary Blanchard, 1995-97
- 70 Toni Linhart, 1974-79
- 57 Raul Allegre, 1983-85
- 52 Jim O'Brien, 1970-72
- 44 Steve Myhra, 1957-61

MOST (SEASON-16 MIN.)

- 37 Mike Vanderjagt, 2003
- 36 Cary Blanchard, 1996
- 35 Adam Vinatieri, 2013
- 34 Mike Vanderjagt, 1999
- 32 Cary Blanchard, 1997
- 30 Raul Allegre, 1983
- 30 Adam Vinatieri, 2014
- 28 Mike Vanderjagt, 2001
- 27 Mike Vanderjagt, 1998
- 26 Dean Biasucci, 1993

MOST (SEASON-16 MIN.) cont...

- 26 Adam Vinatieri, 2010
- 26 Adam Vinatieri, 2012
- 25 Dean Biasucci, 1988
- 25 Mike Vanderjagt, 2000
- 25 Adam Vinatieri, 2006

MOST (ROOKIE)

- 30 Raul Allegre, 1983
- 19 Jim O'Brien, 1970
- 16 George Hunt, 1973

MOST (GAME)

- 5 Lou Michaels vs. S.F., Sept. 25, 1966
- 5 Raul Allegre at Phil, Oct. 30, 1983
- 5 Dean Biasucci vs. Mia, Sept. 25, 1988
- 5 Cary Blanchard at Buf, Sept. 21, 1997
- 5 Mike Vanderjagt vs. Den, Jan 6, 2002
- 5 Mike Vanderjagt vs. Balt, Oct. 13, 2002
- 5 Mike Vanderjagt at Ten, Dec. 7, 2003
- 5 Adam Vinatieri vs. Ten, Dec. 1, 2013

MOST (ROOKIE-GAME)

- 5 Raul Allegre at Phil, Oct. 30, 1983
- 4 Raul Allegre at Den, Dec. 11, 1983
- 3 Jim O'Brien at S.D., Sept. 20, 1970
- 3 Jim O'Brien at NYJ, Oct. 18, 1970
- 3 Jim O'Brien vs. Phil, Dec. 6, 1970
- 3 George Hunt at N.E., Oct. 7, 1973
- 3 George Hunt at Det, Oct. 21, 1973
- 3 Raul Allegre at N.E., Sept. 4, 1983
- 3 Raul Allegre at Buf, Sept. 18, 1983
- 3 Raul Allegre vs. Chi, Sept. 25, 1983

HIGHEST PERCENTAGE (CAREER-30 MIN.)

- 87.5 Mike Vanderjagt, 1998-05
- 86.0 Adam Vinatieri, 2006-14
- 82.9 Cary Blanchard, 1995-97
- 72.2 Raul Allegre, 1983-85
- 70.4 Dean Biasucci, 1984, 86-94
- 61.5 Jim Martin, 1963
- 60.5 Toni Linhart, 1974-79
- 55.3 Jim O'Brien, 1970-72
- 54.0 Lou Michaels, 1964-69

HIGHEST PERCENTAGE (SEASON-30 MIN.)

- 100.0 Mike Vanderjagt, 2003
- 96.8 Adam Vinatieri, 2014
- 92.9 Adam Vinatieri, 2010
- 92.0 Mike Vanderjagt, 2005
- 90.0 Cary Blanchard, 1996
- 89.5 Mike Vanderjagt, 1999
- 89.3 Adam Vinatieri, 2006
- 88.9 Dean Biasucci, 1987
- 87.5 Adam Vinatieri, 2013
- 87.1 Mike Vanderjagt, 1998
- 85.7 Raul Allegre, 1983
- 85.2 Adam Vinatieri, 2011
- 83.9 Dean Biasucci, 1993



HIGHEST PERCENTAGE (ROOKIE-20 MIN.)

- 85.7 Raul Allegre, 1983
57.1 George Hunt, 1973
55.9 Jim O'Brien, 1970

HIGHEST PERCENTAGE (GAME-5 MIN.)

- 100.0 Lou Michaels vs. S.F., Sept. 25, 1966
100.0 Cary Blanchard at Buf, Sept. 21, 1997
100.0 Mike Vanderjagt vs. Den, Jan. 6, 2002
100.0 Mike Vanderjagt at Ten, Dec. 7, 2003
100.0 Adam Vinatieri vs. Ten, Dec. 1, 2013

MOST CONSECUTIVE SUCCESSFUL FGS

- 42 Mike Vanderjagt, G15-16, 2002/G1, 2004
35 Adam Vinatieri, G 14-16, 2013/G1-16, 2014
28 Mike Vanderjagt, G7-16, 1999/G1-2000
17 Adam Vinatieri, G6-16, 2010
16 Mike Vanderjagt, G2-11, 2000
16 Mike Vanderjagt, G6-15, 2005
15 Adam Vinatieri, G1-2, 6-8, 2006
13 Cary Blanchard, G8-12, 1996
13 Cary Blanchard, G1-6, 1997
12 Adam Vinatieri, G12-16, 2006/G2, 2007
11 Jim O'Brien, G1-5, 1971
11 Adam Vinatieri, G4-7, 2013

MOST CONSECUTIVE GAMES

SCORING FIELD GOALS

- 23 Mike Vanderjagt, G15-16, 2002/G1-4, 6, 2004
21 Cary Blanchard, G3-1996/G7-1997
21 Mike Vanderjagt, G3-16, 1999/G7-2000
18 Dean Biasucci, G8-1988/G9-1989
14 Adam Vinatieri, G11-16, 2006/G8, 2007
14 Adam Vinatieri, G14-16, 2013/G1-G11, 2014
12 Toni Linhart, G3-14, 1977
11 Lou Michaels, G13-1965/G9-1966

LONGEST FIELD GOAL

- 58 Dan Miller at S.D., Dec. 26, 1982
56 Bert Rechichar vs. Chi, Sept. 27, 1953
55 Raul Allegre at Den, Dec. 11, 1983
55 Dean Biasucci at Den, Oct. 15, 1989
55 Dean Biasucci at Mia, Dec. 30, 1990
54 Raul Allegre vs. S.D., Nov. 4, 1984
54 Dean Biasucci at N.E., Nov. 11, 1990
54 Dean Biasucci at Sea, Sept. 29, 1991
54 Mike Vanderjagt at Den, Nov. 24, 2002
53 Lou Michaels vs. Dal, Dec. 3, 1967
53 Raul Allegre at Cin, Oct. 2, 1983
53 Dean Biasucci vs. Chi, Sept. 11, 1988
53 Dean Biasucci at Cin, Sept. 12, 1993
53 Mike Vanderjagt at Balt, Nov. 29, 1998
53 Mike Vanderjagt at Mia, Dec. 5, 1999
53 Adam Vinatieri vs. KC, Oct. 9, 2011
53 Adam Vinatieri vs. Min, Sept. 16, 2012
53 Adam Vinatieri vs. Ten, Dec. 9, 2012
53 Adam Vinatieri vs. NE, Nov. 16, 2014

LONGEST FIELD GOAL (ROOKIE)

- 58 Dan Miller at S.D., Dec. 26, 1982
55 Raul Allegre at Den, Dec. 11, 1983
53 Raul Allegre at Cin, Oct. 2, 1983
50 Dean Biasucci vs. StL, Sept. 16, 1984
48 Jim O'Brien vs. Bos, Oct. 25, 1970

MOST 50+ FIELD GOALS (CAREER)

- 18 Dean Biasucci, 1984, 86-94
15 Adam Vinatieri, 2006-14
14 Mike Vanderjagt, 1998-05
7 Raul Allegre, 1983-85
7 Cary Blanchard, 1995-97
4 Bert Rechichar, 1953-59
3 Lou Michaels, 1964-69
2 Dan Miller, 1982
1 Martin/Myhra/O'Brien

MOST 50+ FIELD GOALS (SEASON)

- 6 Dean Biasucci, 1988
6 Mike Vanderjagt, 1998
5 Cary Blanchard, 1996
4 Raul Allegre, 1983
4 Adam Vinatieri, 2012
4 Adam Vinatieri, 2013
3 Raul Allegre, 1984
3 Mike Vanderjagt, 2001
3 Mike Vanderjagt, 2002
3 Adam Vinatieri, 2014

MOST 50+ FIELD GOALS (GAME)

- 2 Dean Biasucci vs. Mia, Sept. 25, 1988
2 Mike Vanderjagt at Den, Nov. 24, 2002
2 Adam Vinatieri at S.D., Oct. 14, 2013

MOST SEASONS 50+ FIELD GOALS

- 10 Dean Biasucci, 1984, 86-94
5 Mike Vanderjagt, 1998-99, 01-03
5 Adam Vinatieri, 2008, 11-14
3 Cary Blanchard, 1995-97
2 Rechichar/Michaels/Allegre

MOST CONSC. SEASONS 50+ FGS

- 10 Dean Biasucci, 1984, 86-94
4 Adam Vinatieri, 2011-14
3 Cary Blanchard, 1995-97
3 Mike Vanderjagt, 2001-03
2 Raul Allegre, 1983-84
2 Mike Vanderjagt, 1998-99

MOST CONSC. SUCCESSFUL

50+ FIELD GOALS

- 7 Adam Vinatieri, 2013-14
6 Cary Blanchard, 1995-96
5 Mike Vanderjagt, 2001-03
4 Raul Allegre, 1983
3 Dean Biasucci, 1986-87
3 Dean Biasucci, 1988
3 Mike Vanderjagt, 1998 (twice)

RUSHING

MOST ATTEMPTS (CAREER)

- 2188 Edgerrin James, 1999-05
1391 Lydell Mitchell, 1972-77

MOST ATTEMPTS (CAREER) cont...

- 1389 Marshall Faulk, 1994-98
1258 Eric Dickerson, 1987-91
1200 Tom Matte, 1961-72
1095 Joseph Addai, 2006-11
1069 Lenny Moore, 1956-67
990 Randy McMillan, 1981-86
964 Ian Arneche, 1955-60
800 Curtis Dickey, 1980-85

MOST ATTEMPTS (SEASON)

- 388 Eric Dickerson, 1988
387 Edgerrin James, 2000
369 Edgerrin James, 1999
360 Edgerrin James, 2005
334 Edgerrin James, 2004
324 Marshall Faulk, 1998
314 Eric Dickerson, 1989
314 Marshall Faulk, 1994
310 Edgerrin James, 2003
301 Lydell Mitchell, 1977

MOST ATTEMPTS (ROOKIE)

- 369 Edgerrin James, 1999
314 Marshall Faulk, 1994
233 Dominic Rhodes, 2001
226 Joseph Addai, 2006
213 Alan Arneche, 1955
211 Vick Ballard, 2012

MOST ATTEMPTS (GAME)

- 40 Lydell Mitchell at NYJ, Oct. 20, 1974
38 Edgerrin James at Sea, Oct. 15, 2000
36 Eric Dickerson vs. Buf, Dec. 18, 1988
36 Edgerrin James vs. NYJ, Nov. 16, 2003
35 Lydell Mitchell vs. Mia, Dec. 9, 1973
35 Eric Dickerson vs. S.D., Nov. 8, 1987
34 Lydell Mitchell vs. N.E., Dec. 16, 1973
34 Lydell Mitchell vs. N.E., Dec. 21, 1975
34 Dominic Rhodes at Buf, Nov. 4, 2001
34 Edgerrin James at N.E., Nov. 7, 2005
33 Lydell Mitchell at Atl, Nov. 17, 1974
33 Lydell Mitchell vs. Mia, Oct. 10, 1976
33 Eric Dickerson vs. T.B., Dec. 27, 1987

MOST ATTEMPTS (ROOKIE-GAME)

- 34 Dominic Rhodes at Buf, Nov. 4, 2001
32 Edgerrin James at N.E., Sept. 19, 1999
31 Dominic Rhodes vs. Den, Jan. 6, 2002
29 Dominic Rhodes vs. Atl, Dec. 16, 2001
28 Rodney Culver at N.E., Dec. 6, 1992
28 Edgerrin James at Cle, Dec. 26, 1999
28 James Mungro at Phil, Nov. 10, 2002

MOST SEASONS LEADING TEAM

- 6 Edgerrin James, 1999-00, 02-05
5 Alan Arneche, 1955-59
5 Tom Matte, 1963, 67-69, 71
5 Lydell Mitchell, 1973-77
5 Eric Dickerson, 1987-91
5 Marshall Faulk, 1994-98
4 Randy McMillan, 1982, 84-86
4 Joseph Addai, 2006-09
3 Lenny Moore, 1960, 62, 64
3 Curtis Dickey, 1980-81, 83

ADMINISTRATION

COACHING
STAFFFOOTBALL
OPERATIONSBUSINESS
OPERATIONS

PLAYERS

2014 SEASON
IN REVIEWCOLTS
HISTORY

RECORDS

COLTS IN THE
COMMUNITY

MOST CONSC. SEASONS
LEADING TEAM

5	Alan Ameche, 1955-59
5	Lydell Mitchell, 1973-77
5	Eric Dickerson, 1987-91
5	Marshall Faulk, 1994-98
4	Edgerrin James, 2002-05
4	Joseph Addai, 2006-09
3	Tom Matte, 1967-69
3	Randy McMillan, 1984-86
2	Curtis Dickey, 1980-81
2	Edgerrin James, 1999-00
2	Donald Brown, 2010-11

MOST SEASONS 100+ ATTEMPTS

7	Edgerrin James, 1999-05
6	Randy McMillan, 1981-86
6	Joseph Addai, 2006-11
5	Alan Ameche, 1955-59
5	Tom Matte, 1963, 67-69, 71
5	Lydell Mitchell, 1973-77
5	Eric Dickerson, 1987-91
5	Marshall Faulk, 1994-98
4	Curtis Dickey, 1980-81, 83-84
4	Donald Brown, 2010-13

MOST CONSC. SEASONS
100+ ATTEMPTS

7	Edgerrin James, 1999-05
6	Randy McMillan, 1981-86
6	Joseph Addai, 2006-11
5	Alan Ameche, 1955-59
5	Lydell Mitchell, 1973-77
5	Eric Dickerson, 1987-91
5	Marshall Faulk, 1994-98

MOST GAMES WITH ATTEMPTS (CAREER)

164	John Unitas, 1956-72
143	Peyton Manning, 1998-11
134	Lenny Moore, 1956-67
127	Tom Matte, 1961-72
126	Don McCauley, 1971-81

MOST YARDS (CAREER)

9226	Edgerrin James, 1999-05
5487	Lydell Mitchell, 1972-77
5320	Marshall Faulk, 1994-98
5194	Eric Dickerson, 1987-91
5174	Lenny Moore, 1956-67
4646	Tom Matte, 1961-72
4045	Alan Ameche, 1955-60
4453	Joseph Addai, 2006-11
3876	Randy McMillan, 1981-86
3490	Curtis Dickey, 1980-85

MOST YARDS (SEASON)

1709	Edgerrin James, 2000
1659	Eric Dickerson, 1988
1553	Edgerrin James, 1999
1548	Edgerrin James, 2004
1506	Edgerrin James, 2005
1319	Marshall Faulk, 1998
1311	Eric Dickerson, 1989

MOST YARDS (SEASON) cont...

1282	Marshall Faulk, 1994
1259	Edgerrin James, 2003
1200	Lydell Mitchell, 1976
1193	Lydell Mitchell, 1975
1159	Lydell Mitchell, 1977
1122	Curtis Dickey, 1983
1104	Dominic Rhodes, 2005
1081	Joseph Addai, 2006
1078	Marshall Faulk, 1995
1072	Joseph Addai, 2007
1054	Marshall Faulk, 1997
1011	Eric Dickerson, 1987

MOST YARDS (ROOKIE)

1553	Edgerrin James, 1999
1282	Marshall Faulk, 1994
1104	Dominic Rhodes, 2001
1081	Joseph Addai, 2006
961	Alan Ameche, 1955
814	Vick Ballard, 2012

MOST YARDS (GAME)

219	Edgerrin James at Sea, Oct. 15, 2000
204	Edgerrin James at Chi, Nov. 21, 2004
198	Norm Bulaich, vs. NYJ, Sept. 19, 1971
196	Eric Dickerson vs. T.B., Dec. 27, 1987
194	Alan Ameche vs. Chi, Sept. 25, 1955
192	Marshall Faulk at Balt, Nov. 29, 1998
185	Lenny Moore vs. G.B., Oct. 28, 1956
178	Lydell Mitchell vs. K.C., Nov. 30, 1975
177	Marshall Faulk vs. St.L. Rams, Oct. 1, 1995
177	Dominic Rhodes vs. Atl, Dec. 16, 2001

MOST YARDS
(ROOKIE-GAME 150+ YARDS)

194	Alan Ameche vs. Chi, Sept. 25, 1955
185	Lenny Moore vs. G.B., Oct. 28, 1956
177	Dominic Rhodes vs. Atl, Dec. 16, 2001
171	Joseph Addai, vs. Phil, Nov. 26, 2006
153	Alan Ameche vs. Det, Oct. 1, 1955

MOST SEASONS LEADING TEAM

6	Edgerrin James, 1999-00, 02-05
5	Alan Ameche, 1955-59
5	Lydell Mitchell, 1973-77
5	Eric Dickerson, 1987-91
5	Marshall Faulk, 1994-98
4	Tom Matte, 1963, 67-69
4	Randy McMillan, 1982, 84-86
4	Joseph Addai, 2006-09
3	Lenny Moore, 1960, 62, 64
3	Curtis Dickey, 1980-81, 83

MOST CONSC. SEASONS LEADING TEAM

5	Alan Ameche, 1955-59
5	Lydell Mitchell, 1973-77
5	Eric Dickerson, 1987-91
5	Marshall Faulk, 1994-98
4	Edgerrin James, 2002-05
4	Joseph Addai, 2006-09
3	Tom Matte, 1967-69
3	Randy McMillan, 1984-86

MOST 100+ GAMES (CAREER)

49	Edgerrin James, 1999-05
24	Eric Dickerson, 1987-91
16	Lydell Mitchell, 1972-77
14	Marshall Faulk, 1994-98
8	Joseph Addai, 2006-11
7	Alan Ameche, 1955-60
6	Lenny Moore, 1956-67
6	Curtis Dickey, 1980-85
6	Randy McMillan, 1981-86

MOST 100+ GAMES (SEASON)

10	Edgerrin James, 1999
9	Edgerrin James, 2000
9	Edgerrin James, 2005
8	Eric Dickerson, 1988
8	Edgerrin James, 2004
6	Eric Dickerson, 1987
6	Eric Dickerson, 1989
6	Edgerrin James, 2003
5	Lydell Mitchell, 1975
5	Edgerrin James, 2001
5	Dominic Rhodes, 2001

MOST 100+ GAMES (ROOKIE)

10	Edgerrin James, 1999
5	Dominic Rhodes, 2001
4	Marshall Faulk, 1994
3	Alan Ameche, 1955
2	Lenny Moore, 1956
2	Roosevelt Potts, 1993
2	Joseph Addai, 2006

MOST CONSC. 100+ GAMES

5	Edgerrin James, G14-16, 2000/G2, 2001
5	Edgerrin James, G5-9, 2005
4	Eric Dickerson, G8-11, 1987
4	Edgerrin James, G7-10, 1999
4	Edgerrin James, G10-13, 2004
3	Lydell Mitchell, G10-12, 1975
3	Eric Dickerson, G14-15-1987/G1-1988
3	Eric Dickerson, G3-5, 1988
3	Eric Dickerson, G16-1988/G2-1989
3	Edgerrin James, G6-8, 2000
3	Edgerrin James, G4-6, 2001
3	Edgerrin James, G16, 2003/G2, 2004

MOST YARDS TWO RUSHERS (SEASON)

1924	Dickey (1122)/McMillan (802), 1983
1889	Dickerson (1659)/Bentley (230), 1988
1825	James (1709)/Manning (116), 2000
1802	James (1548)/Rhodes (254), 2004
1766	Rhodes (1104)/James (662), 2001

MOST TOUCHDOWNS (CAREER)

64	Edgerrin James, 1999-05
63	Lenny Moore, 1956-67
45	Tom Matte, 1961-72
42	Marshall Faulk, 1994-98
40	Alan Ameche, 1955-60
40	Don McCauley, 1971-81

**MOST TOUCHDOWNS (CAREER)** cont...

39	Joseph Addai, 2006-11
32	Eric Dickerson, 1987-91
27	Lydell Mitchell, 1972-77
26	Curtis Dickey, 1980-85

MOST TOUCHDOWNS (SEASON)

16	Lenny Moore, 1964
14	Eric Dickerson, 1988
13	Edgerrin James (3), 1999-00,05
12	Joseph Addai, 2007
11	Tom Matte, 1969
11	Lydell Mitchell, 1975
11	Curtis Dickey, 1980
11	Marshall Faulk (2), 1994-95
11	Edgerrin James, 2003
10	Don McCauley, 1975
10	Joseph Addai, 2009

MOST TOUCHDOWNS (ROOKIE)

13	Edgerrin James, 1999
11	Curtis Dickey, 1980
11	Marshall Faulk, 1994
9	Alan Ameche, 1955
9	Dominic Rhodes, 2001

MOST TOUCHDOWNS (GAME)

4	Eric Dickerson vs. Den, Oct. 31, 1988
4	Joseph Addai vs. Phil, Nov. 26, 2006
3	Alan Ameche at G.B., Oct. 13, 1957
3	Lenny Moore vs. LA Rams, Oct. 16, 1960
3	Tom Matte vs. Wash, Nov. 2, 1969
3	Don McCauley at Mia, Nov. 23, 1975
3	Randy McMillan vs. N.E., Dec. 1, 1985
3	Marshall Faulk vs. Hou, Sept. 4, 1994
3	Marshall Faulk vs. St.L Rams, Oct. 1, 1995
3	Edgerrin James at Cle, Dec. 26, 1999
3	Edgerrin James at Sea, Oct. 15, 2000
3	Edgerrin James vs. Buf, Dec. 11, 2000
3	Edgerrin James vs. NYJ, Nov. 16, 2003
3	Edgerrin James vs. St.L Rams, Oct. 17, 2005

MOST TOUCHDOWNS (ROOKIE-GAME)

4	Joseph Addai vs. Phil, Nov. 26, 2006
3	Marshall Faulk vs. Hou, Sept. 4, 1994
3	Edgerrin James at Cle, Dec. 26, 1999
2	(23 times) Last: Andrew Luck at Jax, Nov. 8, 2012

MOST GAMES WITH TOUCHDOWNS (CAREER)

54	Lenny Moore, 1956-67
44	Edgerrin James, 1999-05
37	Tom Matte, 1961-72
32	Don McCauley, 1971-81
32	Marshall Faulk, 1994-98
31	Alan Ameche, 1955-60
30	Joseph Addai, 2006-11
24	Lydell Mitchell, 1972-77
22	Curtis Dickey, 1980-85
22	Eric Dickerson, 1987-91

MOST GAMES WITH TOUCHDOWNS (SEASON)

12	Lenny Moore, 1964
9	Lydell Mitchell, 1975
9	Eric Dickerson, 1988
9	Edgerrin James (2), 2000,05
9	Joseph Addai (2), 2007,09
8	(6 times) Last: Edgerrin James, 1999

MOST GAMES WITH TOUCHDOWNS (ROOKIE)

8	Alan Ameche, 1955
8	Curtis Dickey, 1980
8	Edgerrin James, 1999
7	Rodney Culver, 1992
7	Marshall Faulk, 1994
7	Dominic Rhodes, 2001

MOST CONSC. GAMES RUSHING TDS

11	Lenny Moore, G8-9-1963/G9, 1964
9	Lydell Mitchell, G8-14-1975/G1, 1976
7	Curtis Dickey, G9-15, 1980
6	Tom Matte, G2-7, 1969
6	Edgerrin James, G5-10, 2005
5	Alan Ameche, G1-5, 1955
5	Edgerrin James, G6-10, 2000
4	Lenny Moore, G3-6, 1956
4	Jerry Hill, G13-14-1964/G1-2, 1965
4	Don McCauley, G3-6, 1976
4	Marshall Faulk, G2, 5-6, 8, 1996
4	James Mungro, G11-14, 2002
4	Edgerrin James, G2-5, 2004
4	Joseph Addai, G1-4, 2007
3	(13 times) Last: Joseph Addai, G8-10, 2009

MOST CONSC. GAMES RUSHING TDS (ROOKIE)

7	Curtis Dickey, G9-15, 1980
5	Alan Ameche, G1-5, 1955
4	Lenny Moore, G3-6, 1956
4	James Mungro, G11-14, 2002
3	(5 times) Last: Dominic Rhodes, G13-15, 2001

MOST SEASONS LEADING TEAM (*tied for lead)

6	Lenny Moore, 1956*,60-61,64, 65*,66*
5	Alan Ameche, 1955,56*,57-59
5	Randy McMillan, 1982*,83-84,86*
5	Marshall Faulk, 1994-98
5	Edgerrin James, 1999-00,03-05
4	Tom Matte, 1967-69,71*
4	Don McCauley, 1973*,76-78
4	Eric Dickerson, 1988-89,90*,91
3	Lydell Mitchell, 1973*,74-75
3	Curtis Dickey, 1980-81,82*
3	Joseph Addai, 2006-07,09

MOST CONSC. SEASONS LEADING TEAM (*tied)

5	Alan Ameche, 1955-59 (56*)
5	Randy McMillan, 1982-86 (82,86*)
5	Marshall Faulk, 1994-98
4	Eric Dickerson, 1988-91 (90*)

HIGHEST AVERAGE (CAREER-300 ATT/4.0)

4.7	Lenny Moore, 1956-67
4.5	Albert Bentley, 1985-91
4.4	Curtis Dickey, 1980-85
4.3	Donald Brown, 2009-13
4.2	Alan Ameche, 1955-60
4.2	Edgerrin James, 1999-05
4.1	Eric Dickerson, 1987-91
4.1	Joseph Addai, 2006-11
4.0	Tony Loric, 1964-67
4.0	Norm Bulaich, 1970-72
4.0	Dominic Rhodes, 2001-06,08,10

HIGHEST AVERAGE (SEASON-80 ATT)

7.5	Lenny Moore, 1956
7.3	Lenny Moore, 1958
7.0	Lenny Moore, 1961
5.3	Donald Brown, 2013
5.2	George Wonsley, 1985
5.1	Ahmad Bradshaw, 2014
5.1	Tony Loric, 1964
5.0	Lenny Moore, 1957
4.9	Norm Bulaich, 1971
4.8	Alan Ameche, 1956
4.8	Curtis Dickey, 1981
4.8	Joseph Addai, 2006
4.8	Donald Brown, 2011

HIGHEST AVERAGE (ROOKIE-80 ATT, 4.5+)

7.5	Lenny Moore, 1956
5.1	Tony Loric, 1964
4.8	Joseph Addai, 2006
4.7	Dominic Rhodes, 2001
4.5	Curtis Dickey, 1980
4.5	Alan Ameche, 1955

HIGHEST AVERAGE (GAME-10 ATT) *ROOKIE

14.2	*Lenny Moore vs. G.B., Oct. 28, 1956
11.3	Lenny Moore at Det, Oct. 19, 1958
11.3	Marshall Faulk at Balt, Nov. 29, 1998
10.9	*Lenny Moore at Cle, Nov. 11, 1956
10.1	Donald Brown vs. Ten, Dec. 18, 2011
9.6	Curtis Dickey at Den, Sept. 20, 1981
9.3	*Ron Lee vs. Hou, Nov. 1, 1976
9.3	Marshall Faulk vs. St.L. Rams, Oct. 1, 1995
9.2	*Alan Ameche vs. Chi, Sept. 25, 1955
9.2	Tom Matte vs. LA Rams, Dec. 15, 1963
9.2	Donald Brown vs. Jax, Dec. 19, 2010
9.1	*Randy McMillan at N.E., Sept. 6, 1981

LONGEST RUSHES (*ROOKIE)

80t	Tom Matte vs. St.L., Oct. 12, 1964
80t	Donald Brown vs. Ten, Dec. 18, 2011
79t	*Alan Ameche vs. Chi, Sept. 25, 1955
79t	Lenny Moore vs. G.B., Oct. 28, 1956
77t	*Dominic Rhodes at K.C., Oct. 25, 2001
73t	Lenny Moore vs. S.F., Nov. 30, 1958
72t	Lenny Moore vs. G.B., Oct. 28, 1956
72	*Edgerrin James at NYG, Nov. 14, 1999
70t	*Lenny Moore at Cle, Nov. 11, 1956
70t	Lydell Mitchell vs. K.C., Nov. 30, 1975

ADMINISTRATION

COACHING STAFF

FOOTBALL OPERATIONS

BUSINESS OPERATIONS

PLAYERS

2014 SEASON IN REVIEW

COLTS HISTORY

RECORDS

COLTS IN THE COMMUNITY

**LONGEST RUSHES (*ROOKIE) cont...**

70t	Albert Bentley at LA Raid, Dec. 21, 1986
69t	*Ron Lee vs. Hou, Nov. 1, 1976
68t	Marshall Faulk at Balt, Nov. 29, 1998
67t	Norm Bulaich vs. NYJ, Sept. 19, 1971
67t	Curtis Dickey vs. Dal, Dec. 6, 1981
67t	*Owen Gill vs. Hou, Dec. 22, 1985

PASSING**MOST ATTEMPTS (CAREER)**

7210	Peyton Manning, 1998-11
5110	John Unitas, 1956-72
2464	Bert Jones, 1973-81
1813	Andrew Luck, 2012-14
1536	Jack Trudeau, 1986-93
1532	Jeff George, 1990-93
1230	Jim Harbaugh, 1994-97
1154	Mike Pagel, 1982-85
676	Earl Morrall, 1968-71
576	Marty Domres, 1972-75
533	Greg Landry, 1979-81

MOST ATTEMPTS (SEASON)

679	Peyton Manning, 2010
627	Andrew Luck, 2012
616	Andrew Luck, 2014
591	Peyton Manning, 2002
575	Peyton Manning, 1998
571	Peyton Manning (2), 2000,09
570	Andrew Luck, 2013
566	Peyton Manning, 2003
557	Peyton Manning, 2006
555	Peyton Manning, 2008
547	Peyton Manning, 2001
533	Peyton Manning, 1999
515	Peyton Manning, 2007

MOST ATTEMPTS (ROOKIE)

627	Andrew Luck, 2012*
575	Peyton Manning, 1998
417	Jack Trudeau, 1986
334	Jeff George, 1990
237	George Shaw, 1955
233	Chris Chandler, 1988

MOST ATTEMPTS (GAME)

59	Jeff George at Was, Nov. 7, 1993
57	Jack Trudeau at NYJ, Nov. 16, 1986
57	Peyton Manning at Hou, Sept. 12, 2010
56	Peyton Manning at S.D., Nov. 11, 2007
55	Andrew Luck vs. G.B., Oct. 7, 2012
54	Peyton Manning at S.D., Sept. 26, 1999
54	Peyton Manning at NE, Oct. 8, 2000
54	Andrew Luck at Det, Dec. 2, 2012
53	Bert Jones vs. NYJ, Dec. 15, 1974
53	Jack Trudeau vs. NYJ, Sept. 28, 1986
53	Andrew Luck at DEN, Sept. 7, 2014
53	Andrew Luck at CLE, Dec. 7, 2014
52	Peyton Manning vs. N.E., Nov. 1, 1998
52	Peyton Manning at N.E., Nov. 21, 2010
51	Peyton Manning at NYJ, Dec. 3, 2000
51	Peyton Manning vs. S.F., Nov. 25, 2001
51	Peyton Manning at Phil, Nov. 7, 2010
50	Peyton Manning vs. Ten, Nov. 3, 2002

MOST ATTEMPTS (GAME) cont...

50	Peyton Manning at Jax, Dec. 10, 2006
50	Peyton Manning vs. Hou, Nov. 8, 2009
50	Andrew Luck at N.E., Nov. 18, 2012

MOST ATTEMPTS (ROOKIE-GAME)

57	Jack Trudeau at NYJ, Nov. 16, 1986
55	Andrew Luck vs. G.B., Oct. 7, 2012
54	Andrew Luck at Det, Dec. 2, 2012
53	Jack Trudeau vs. NYJ, Sept. 28, 1986
52	Peyton Manning vs. N.E., Nov. 1, 1998
50	Andrew Luck at N.E., Nov. 18, 2012
44	Jack Trudeau vs. N.O., Oct. 12, 1986
44	Peyton Manning at NYJ, Sept. 20, 1998
44	Peyton Manning vs. NYJ, Nov. 15, 1998

MOST SEASONS LEADING TEAM (ATT/COMP)

15	John Unitas, 1956-67, 69-71
13	Peyton Manning, 1998-10
6	Bert Jones, 1974-77, 80-81
6	Mike Pagel, 1982-85
4	Jeff George, 1990-93
4	Jim Harbaugh, 1994-97

MOST CONSC. SEASONS LEADING TEAM (ATT/COMP)

13	Peyton Manning, 1998-10
12	John Unitas, 1956-67
4	Bert Jones, 1974-77
4	Mike Pagel, 1982-85
4	Jeff George, 1990-93
4	Jim Harbaugh, 1994-97

MOST 40+ ATTEMPT GAMES

59	Peyton Manning, 1998-11
19	Andrew Luck, 2012-14
9	Jack Trudeau, 1986-93
8	John Unitas, 1956-72
8	Bert Jones, 1973-81
8	Jeff George, 1990-93
5	Jim Harbaugh, 1994-97
2	Greg Landry, 1979-81
2	Dan Orlovsky, 2011
1	Domres/Hogeboom/Justin/Painter

MOST SEASONS 200+ ATTEMPTS

13	John Unitas, 1957-67, 69-70
13	Peyton Manning, 1998-10
6	Bert Jones, 1974-77, 80-81
4	Mike Pagel, 1982-85
4	Jeff George, 1990-93
4	Jim Harbaugh, 1994-97
3	Jack Trudeau, 1986-87, 89
3	Andrew Luck, 2012-14

CONSC. SEASONS 200+ ATTEMPTS

13	Peyton Manning, 1998-10
11	John Unitas, 1957-67
4	Bert Jones, 1974-77
4	Mike Pagel, 1982-85
4	Jeff George, 1990-93
4	Jim Harbaugh, 1994-97
3	Andrew Luck, 2012-14

MOST GAMES WITH ATTEMPTS (CAREER)

208	Peyton Manning, 1998-11
202	John Unitas, 1956-72
97	Bert Jones, 1973-81
61	Jack Trudeau, 1986-93
52	Jim Harbaugh, 1994-97
48	Andrew Luck, 2012-14

MOST COMPLETIONS (CAREER)

4682	Peyton Manning, 1998-11
2796	John Unitas, 1956-72
1382	Bert Jones, 1973-81
1062	Andrew Luck, 2012-14
874	Jeff George, 1990-93
812	Jack Trudeau, 1986-93
746	Jim Harbaugh, 1994-97
587	Mike Pagel, 1982-85
363	Earl Morrall, 1968-71
308	Greg Landry, 1979-81
293	Marty Domres, 1972-75

MOST COMPLETIONS (SEASON)

450	Peyton Manning, 2010
393	Peyton Manning, 2009
392	Peyton Manning, 2002
380	Andrew Luck, 2014
379	Peyton Manning, 2003
371	Peyton Manning, 2008
362	Peyton Manning, 2006
357	Peyton Manning, 2000
343	Andrew Luck, 2013
343	Peyton Manning, 2001
339	Andrew Luck, 2012
337	Peyton Manning, 2007
336	Peyton Manning, 2004

MOST COMPLETIONS (ROOKIE)

339	Andrew Luck, 2012
326	Peyton Manning, 1998
204	Jack Trudeau, 1986
181	Jeff George, 1990
129	Chris Chandler, 1988
119	George Shaw, 1955
111	Mike Pagel, 1982

MOST COMPLETIONS (GAME)

40	Peyton Manning at Hou, Sept. 12, 2010
38	Peyton Manning at N.E., Nov. 21, 2010
37	Jeff George at Was, Nov. 7, 1993
37	Peyton Manning vs. Ten, Nov. 3, 2002
36	Bert Jones vs. NYJ, Dec. 15, 1974
36	Peyton Manning at Ten, Oct. 11, 2009
36	Peyton Manning vs. Dal, Dec. 5, 2010
35	Andrew Luck at Den, Sept. 7, 2014
34	Peyton Manning at T.B., Oct. 6, 2003
34	Peyton Manning at S.D., Nov. 11, 2007
34	Peyton Manning vs. Hou, Nov. 8, 2009
33	Peyton Manning vs. Oak, Sept. 10, 2000
33	Peyton Manning at Jax, Oct. 3, 2010
32	Peyton Manning at Pit, Oct. 21, 2002
32	Peyton Manning at Den, Oct. 29, 2006
32	Peyton Manning at S.D., Nov. 23, 2008
32	Andrew Luck vs. Bal, Oct. 5, 2014
31	(8 times) Last: Andrew Luck at Jax, Sept. 21, 2014

**MOST COMPLETIONS (ROOKIE-GAME)**

31	Andrew Luck vs. G.B., Oct. 7, 2012
30	Peyton Manning vs. N.E., Nov. 1, 1998
30	Andrew Luck vs. Mia, Nov. 4, 2012
27	Jack Trudeau at NYJ, Nov. 16, 1986
27	Peyton Manning at Balt, Nov. 29, 1998
27	Andrew Luck at N.E., Nov. 18, 2012
26	Peyton Manning vs. NYJ, Nov. 15, 1998
26	Andrew Luck at Ten, Oct. 28, 2012
24	Jack Trudeau vs. N.O., Oct. 12, 1986
24	Andrew Luck at Det, Dec. 2, 2012

MOST CONSECUTIVE COMPLETIONS

23	Peyton Manning vs. Det/at Jax, Dec. 14-Dec. 18, 2008
17	Bert Jones vs. NYJ, Dec. 15, 1974
17	Peyton Manning vs. Cle/at Ten, Sept. 25-Oct. 2, 2005
17	Peyton Manning vs. Den/at Jax, Dec. 13-Dec. 17, 2009
16	Peyton Manning at Ten, Oct. 11, 2009
15	Peyton Manning vs. STL./at Hou, Oct. 17-Oct. 23, 2005

MOST GAMES WITH COMPLETIONS (CAREER)

208	Peyton Manning, 1998-11
200	John Unitas, 1956-72
96	Bert Jones, 1973-81
61	Jack Trudeau, 1986-93
52	Jim Harbaugh, 1994-97
48	Andrew Luck, 2012-14

MOST GAMES 20+ COMPLETIONS (CAREER)

153	Peyton Manning, 1998-11
33	John Unitas, 1956-72
31	Andrew Luck, 2012-14
20	Bert Jones, 1973-81
17	Jeff George, 1990-93
13	Jack Trudeau, 1986-93

MOST CONSC. GAMES 20+ COMPLETIONS

14	Peyton Manning, G1-14, 2010
13	Andrew Luck, G15-16, 2013, G1-11, 2014
12	Peyton Manning, G3-14, 2003
12	Peyton Manning, G3-14, 2009
7	Peyton Manning, G15-16-2000/G1-5-2001
7	Peyton Manning, G2-8, 2002
7	Peyton Manning, G4-10, 2005
7	Peyton Manning, G4-10, 2006
6	Peyton Manning, G6-11, 2008

MOST SEASONS 150+ COMPLETIONS

13	Peyton Manning, 1998-11
12	John Unitas, 1959-67, 69-70
5	Bert Jones, 1975-77, 80-81
4	Jeff George, 1990-93
3	Jim Harbaugh, 1995-97
3	Andrew Luck, 2012-14

CONSC. SEASONS 150+ COMPLETIONS

13	Peyton Manning, 1998-10
9	John Unitas, 1959-67
4	Jeff George, 1990-93
3	Bert Jones, 1975-77
3	Jim Harbaugh, 1995-97
3	Andrew Luck, 2012-14

HIGHEST PERCENTAGE (CAREER-1,000 ATT)

64.9	Peyton Manning, 1998-11
60.7	Jim Harbaugh, 1994-97
58.6	Andrew Luck, 2012-14
57.0	Jeff George, 1990-93
56.1	Bert Jones, 1973-81
54.7	John Unitas, 1956-72

HIGHEST PERCENTAGE (GAME-15 ATT)

87.5	Peyton Manning vs. Ten, Dec. 30, 2007 (14-16)
85.3	Peyton Manning at Jax, Dec. 18, 2008 (29-34)
85.0	John Unitas at Atl, Nov. 12, 1967 (17-20)
84.2	John Unitas vs. Mia, Dec. 11, 1971 (16-19)
83.3	Peyton Manning vs. Atl, Dec. 14, 2003 (25-30)
82.6	Peyton Manning vs. Cle, Sept. 25, 2005 (19-23)
82.1	Peyton Manning at Det, Nov. 25, 2004 (23-28)
82.1	Peyton Manning at Den, Oct. 29, 2006 (32-39)
81.8	Jim Harbaugh at Buf, Oct. 16, 1994 (18-22)
81.8	Peyton Manning at Ten, Oct. 11, 2009 (36-44)

81.3	Peyton Manning vs. Cin, Dec. 7, 2008 (26-32)
81.1	Dan Orlovsky at N.E., Dec. 4, 2011 (30-37)
80.6	Peyton Manning vs. Cin, Dec. 18, 2006 (29-36)
80.0	(4 times) Last: Peyton Manning vs. Hou, Dec. 23, 2007 (28-35)

HIGHEST PERCENTAGE (ROOKIE-GAME-20 ATT)

75.0	John Unitas vs. LA Rams, Nov. 25, 1956 (18-24)
70.4	Peyton Manning at Atl, Dec. 6, 1998 (19-27)
69.2	Andrew Luck at Jax, Nov. 8, 2012 (18-26)
68.4	Andrew Luck at Ten, Oct 28, 2012 (26-38)
68.2	George Shaw at LA Rams, Dec. 5, 1955 (15-22)
68.0	Mike Pagel at S.D., Dec. 26, 1982 (17-25)
67.7	Jeff George at Cin, Nov. 25, 1990 (21-31)

HIGHEST PERCENTAGE (SEASON-200 ATT)

68.8	Peyton Manning, 2009
67.6	Peyton Manning, 2004
67.3	Peyton Manning, 2005
67.0	Peyton Manning, 2003
66.8	Peyton Manning, 2008
66.3	Peyton Manning, 2002, 10
65.4	Peyton Manning, 2007
65.0	Peyton Manning, 2006
63.7	Jim Harbaugh, 1995
62.7	Peyton Manning, 2001
61.7	Andrew Luck, 2014

HIGHEST PERCENTAGE (ROOKIE-SEASON-100 ATT)

56.7	Peyton Manning, 1998
55.6	John Unitas, 1956
55.4	Chris Chandler, 1988
54.2	Jeff George, 1990
54.1	Andrew Luck, 2012
50.2	Mike Pagel, 1982
50.2	George Shaw, 1955

MOST YARDS (CAREER)

54828	Peyton Manning, 1998-11
39768	John Unitas, 1956-72
17663	Bert Jones, 1973-81
12957	Andrew Luck, 2012-14
9647	Jack Trudeau, 1986-93
9551	Jeff George, 1990-93
8705	Jim Harbaugh, 1994-97
7474	Mike Pagel, 1982-85
5666	Earl Morrall, 1968-71
3471	Marty Domres, 1972-75
3402	Greg Landry, 1979-81

MOST YARDS (SEASON)

4761	Andrew Luck, 2014
4700	Peyton Manning, 2010
4557	Peyton Manning, 2004
4500	Peyton Manning, 2009
4413	Peyton Manning, 2000
4397	Peyton Manning, 2006
4374	Andrew Luck, 2012
4267	Peyton Manning, 2003
4200	Peyton Manning, 2002
4135	Peyton Manning, 1999
4131	Peyton Manning, 2001
4040	Peyton Manning, 2007
4002	Peyton Manning, 2008
3822	Andrew Luck, 2013
3747	Peyton Manning, 2005
3739	Peyton Manning, 1998
3481	John Unitas, 1963
3428	John Unitas, 1967
3134	Bert Jones, 1980
3104	Bert Jones, 1976
3099	John Unitas, 1960
3094	Bert Jones, 1981

ADMINISTRATION

COACHING STAFF

FOOTBALL OPERATIONS

BUSINESS OPERATIONS

PLAYERS

2014 SEASON IN REVIEW

COLTS HISTORY

RECORDS

COLTS IN THE COMMUNITY

**MOST YARDS (ROOKIE)**

4374	Andrew Luck, 2012*
3739	Peyton Manning, 1998
2225	Jack Trudeau, 1986
2152	Jeff George, 1990
1619	Chris Chandler, 1988
1586	George Shaw, 1955

MOST YARDS (GAME)

472	Peyton Manning at K.C., Oct. 31, 2004
440	Peyton Manning vs. Jax, Sept. 25, 2000
433	Peyton Manning at Hou, Sept. 12, 2010
433	Andrew Luck vs. Mia, Nov. 4, 2012
425	Peyton Manning vs. Ten, Dec. 5, 2004
421	Peyton Manning vs. Buf, Sept. 23, 2001
404	Peyton Manning at S.D., Sept. 26, 1999
401	John Unitas vs. Atl, Sept. 17, 1967
401	Peyton Manning vs. NYJ, Nov. 16, 2003
400	Peyton Manning vs. Hou, Sept. 17, 2006
400	Andrew Luck at Pit, Oct. 26, 2014

MOST YARDS (ROOKIE-GAME)

433	Andrew Luck vs. Mia, Nov. 4, 2012*
391	Andrew Luck at Det, Dec. 2, 2012
362	Andrew Luck vs. G.B., Oct. 7, 2012
359	Jack Trudeau at NYJ, Nov. 16, 1986
357	Peyton Manning at Balt, Nov. 29, 1998
334	Andrew Luck at N.E., Nov. 18, 2012
335	Peyton Manning at Sea, Dec. 20, 1998
315	Jack Trudeau vs. N.O., Oct. 12, 1986
314	John Unitas at Det, Nov. 18, 1956

MOST SEASONS LEADING TEAM (YDS/TDS)

14	John Unitas, 1956-67,69-70
13	Peyton Manning, 1998-11
6	Bert Jones, 1974-77,80-81
4	Mike Pagel, 1982-85
4	Jeff George, 1990-93
4	Jim Harbaugh, 1994-97

MOST CONSC. SEASONS LEADING TEAM (YDS/TDS)

13	Peyton Manning, 1998-10
12	John Unitas, 1956-67
4	Bert Jones, 1974-77
4	Mike Pagel, 1982-85
4	Jeff George, 1990-93
4	Jim Harbaugh, 1994-97

MOST 2,000+ SEASONS

13	John Unitas, 1957-67,69-70
13	Peyton Manning, 1998-11

MOST 2,000+ SEASONS cont...

5	Bert Jones, 1975-77,80-81
3	Jeff George, 1990-91,93
3	Jim Harbaugh, 1995-97
3	Andrew Luck, 2012-14
2	Mike Pagel, 1983,85
2	Jack Trudeau, 1986,89

MOST CONSC. 2,000+ SEASONS

13	Peyton Manning, 1998-10
11	John Unitas, 1957-67
3	Bert Jones, 1975-77
3	Jim Harbaugh, 1995-97
3	Andrew Luck, 2012-14

MOST 300+ GAMES (CAREER)

63	Peyton Manning, 1998-11
26	John Unitas, 1956-72
19	Andrew Luck, 2012-14
8	Bert Jones, 1973-81
7	Jeff George, 1990-93
5	Jack Trudeau, 1986-93
2	Earl Morrall, 1968-71
2	Jim Harbaugh, 1994-97
1	Landry/Hogeboom/Justin/Orlovsky

MOST 300+ GAMES (SEASON)

10	Andrew Luck, 2014
9	Peyton Manning, 2009
7	Peyton Manning, 2010
6	Peyton Manning (2), 2004,06
6	Andrew Luck, 2012
5	Peyton Manning (2), 2000-01
4	John Unitas (2) 1960,63
4	Peyton Manning (5), 1998,02-03,05,08

MOST 300+ GAMES (ROOKIE)

6	Andrew Luck, 2012*
4	Peyton Manning, 1998
2	Jack Trudeau, 1986
1	John Unitas, 1956

MOST CONSC. 300+ GAMES

8	Andrew Luck, G3-10, 2014
5	Peyton Manning, G1-5, 2009
3	John Unitas, G12-14, 1963
3	Peyton Manning, G6-8, 2006
3	Peyton Manning, G7-9, 2009

MOST TOUCHDOWNS (CAREER)

399	Peyton Manning, 1998-11
287	John Unitas, 1956-72
122	Bert Jones, 1973-81
86	Andrew Luck, 2012-14
49	Jim Harbaugh, 1994-97
47	Earl Morrall, 1968-71
41	Jack Trudeau, 1986-93
41	Jeff George, 1990-93
39	Mike Pagel, 1982-85
22	Gary Hogeboom, 1986-88
21	George Shaw, 1955-58
21	Marty Domres, 1972-75

MOST TOUCHDOWNS (SEASON)

49	Peyton Manning, 2004
40	Andrew Luck, 2014
33	Peyton Manning (3), 2000,09,10
32	John Unitas, 1959
31	Peyton Manning (2), 2006-07
29	Peyton Manning, 2003
28	Peyton Manning, 2005
27	Peyton Manning (2), 2002,08
26	Earl Morrall, 1968
26	Peyton Manning (3), 1998-99,01

MOST TOUCHDOWNS (ROOKIE)

26	Peyton Manning, 1998
23	Andrew Luck, 2012
16	Jeff George, 1990
10	George Shaw, 1955
9	John Unitas, 1956
8	Jack Trudeau, 1986
8	Chris Chandler, 1988

MOST TOUCHDOWNS (GAME)

6	Peyton Manning at N.O., Sept. 28, 2003
6	Peyton Manning at Det, Nov. 25, 2004
5	Gary Cuzoza at Min, Nov. 4, 1965
5	Gary Hogeboom at Buf, Oct. 4, 1987
5	Peyton Manning vs. Atl, Dec. 14, 2003
5	Peyton Manning vs. G.B., Sept. 26, 2004
5	Peyton Manning at K.C., Oct. 31, 2004
5	Peyton Manning vs. Hou, Nov. 14, 2004
5	Andrew Luck vs. Was, Nov. 30, 2014
4	(45 times) Last: Andrew Luck at NYG, Nov. 3, 2014

MOST TOUCHDOWNS (ROOKIE-GAME)

4	Andrew Luck at Det, Dec. 2, 2012
3	John Unitas vs. LA Rams, Nov. 25, 1956
3	Jeff George at Cin, Nov. 25, 1990
3	Jeff George vs. Was, Dec. 22, 1990
3	Peyton Manning at S.F., Oct. 18, 1998
3	Peyton Manning vs. NYJ, Nov. 15, 1998
3	Peyton Manning at Balt, Nov. 29, 1998
3	Peyton Manning vs. Cin, Dec. 13, 1998
2	(16 times) Last: Jim Sorgi at Den, Jan. 2, 2005

MOST GAMES WITH TOUCHDOWNS (CAREER)

182	Peyton Manning, 1998-11
144	John Unitas, 1956-72
68	Bert Jones, 1973-81
40	Andrew Luck, 2012-14



MOST GAMES WITH TOUCHDOWNS

- (CAREER)** cont...
 31 Mike Pagel, 1982-85
 31 Jim Harbaugh, 1994-97
 30 Jack Trudeau, 1986-93

MOST GAMES WITH TOUCHDOWNS (SEASON)

- 15 Peyton Manning (5), 1998, 00,02,04,06
 15 Andrew Luck, 2014
 14 Peyton Manning (5), 1999, 01,07,08,10
 13 Earl Morrall, 1968
 13 Peyton Manning, 2009
 13 Andrew Luck, 2012
 12 John Unitas (3), 1957, 59, 67
 12 Bert Jones (2), 1976, 80
 12 Peyton Manning (2), 2003, 05
 12 Andrew Luck, 2013

MOST GAMES WITH TOUCHDOWNS (ROOKIE)

- 15 Peyton Manning, 1998
 13 Andrew Luck, 2012
 9 Jeff George, 1990
 8 Chris Chandler, 1988
 7 George Shaw, 1955
 7 Jack Trudeau, 1986
 6 John Unitas, 1956

MOST CONSC. GAMES PASSING TDS

- 47 John Unitas, G10-1956/G10-1960
 27 Peyton Manning, G4-1998/G14-1999
 18 Andrew Luck, G13-16-2013/ G14-2014
 16 Peyton Manning, G16-2003/ G15-2004
 13 Peyton Manning, G1-13-2000
 13 Peyton Manning, G15-16-2000/ G11-2001
 12 Peyton Manning, G1-12-2006
 12 Peyton Manning, G14-16-2006/ G9-2007
 11 John Unitas, G14-1966/G10-1967
 11 Peyton Manning, G16-2001/ G10-2002
 11 Peyton Manning, G4-14-2005
 10 John Unitas, G1-8,10-11-1965
 10 Jim Harbaugh, G10-13,15-16-1995/G4-1996
 10 Peyton Manning, G13-16-2008/ G6-2009

MOST CONSC. GAMES PASSING TDS (ROOKIE)

- 13 Peyton Manning, G4-16, 1998
 7 Andrew Luck, G10-16, 2012
 4 Bert Jones, G1-4, 1973
 4 Jack Trudeau, G4-7, 1986
 4 Jeff George, G9-12, 1990
 4 Andrew Luck, G1-4, 2012
 3 (4 times) Last: Jeff George, G14-16, 1990

MOST CONSC. GAMES 2+ TD PASSES

- 13 Peyton Manning, G1-13, 2004
 12 John Unitas, G1-12, 1959
 8 Peyton Manning, G6-13, 2005
 7 John Unitas, G4-8,10-11, 1965
 7 Peyton Manning, G10-16, 2010
 6 John Unitas, G5-10, 1960
 5 John Unitas, G1-5, 1957
 5 Peyton Manning, G7-11, 2008
 5 Peyton Manning, G2-6, 2009
 5 (10 times) Last: Andrew Luck, G6-10, 2014

HIGHEST TD PCT. (CAREER-1000 ATT)

- 5.62 John Unitas, 1956-72
 5.53 Peyton Manning, 1998-11
 4.95 Bert Jones, 1973-81
 4.74 Andrew Luck, 2012-14
 3.98 Jim Harbaugh, 1994-97
 3.38 Mike Pagel, 1982-85

HIGHEST TD PCT. (SEASON-200 ATT)

- 9.86 Peyton Manning, 2004
 8.72 John Unitas, 1959
 8.20 Earl Morrall, 1968
 8.16 John Unitas, 1965
 7.97 John Unitas, 1957

HIGHEST TD PCT. (ROOKIE-SEASON-100 ATT)

- 4.79 Jeff George, 1990
 4.55 John Unitas, 1956
 4.52 Peyton Manning, 1998
 4.22 George Shaw, 1955
 3.70 Bert Jones, 1973
 3.67 Andrew Luck, 2012

HIGHEST TD PCT. (GAME-20 ATT)

- 24.00 Peyton Manning at N.O., Sept. 28, 2003
 23.53 Peyton Manning at Balt, Dec. 9, 2007
 21.43 Peyton Manning at Det, Nov. 25, 2004
 20.00 John Unitas at Atl, Nov. 12, 1967
 20.00 Gary Hogeboom at Buf, Oct. 4, 1987

HIGHEST TD PCT. (ROOKIE-GAME-20 ATT)

- 12.50 John Unitas vs. LA Rams, Nov. 25, 1956
 11.54 Peyton Manning vs. Cin, Dec. 13, 1998
 10.00 Mike Pagel vs. Cin, Dec. 5, 1982
 10.00 Peyton Manning at S.F., Oct. 18, 1998
 9.68 Jeff George at Cin, Nov. 25, 1990

LONGEST PASSES

- 90t Jones to Roger Carr vs. NYJ, Nov. 16, 1975
 89t Unitas to John Mackey at LA Rams, Oct. 30, 1966

LONGEST PASSES cont...

- 89t Jones to Roger Carr at Buf, Nov. 9, 1975
 88t Unitas to Tom Matte vs. Atl, Sept. 17, 1967
 87t Painter to Garcon at T.B., Oct. 3, 2011
 86t Manning to Marcus Pollard at N.O., Nov. 18, 2001
 85t Harbaugh to Marshall Faulk vs. Was, Oct. 23, 1994
 84t Trudeau to Bill Brooks at S.F., Oct. 5, 1986
 84t Morrall to Jimmy Orr at Atl, Sept. 22, 1968
 83t Unitas to John Mackey at Min, Sept. 18, 1966
 82t Shaw to Buddy Young at G.B., Oct. 8, 1955
 82t Unitas to Lenny Moore at S.F., Dec. 8, 1957
 82t Chandler to Clarence Verdin at LA Rams, Sept. 17, 1989

LONGEST PASSES (ROOKIE)

- 84t Trudeau to Bill Brooks at S.F., Oct. 5, 1986
 82t Shaw to Buddy Young at G.B., Oct. 8, 1955
 78t Manning to Marshall Faulk vs. N.O., Sept. 27, 1998
 71t Sorgi to Reggie Wayne at Den, Jan. 2, 2005
 70t Luck to T.Y. Hilton vs. Hou, Dec. 30, 2012
 68t George to Bill Brooks vs. N.E., Sept. 16, 1990
 66t DelBello to Bert Rechichar at Phil, Nov. 15, 1953

HIGHEST AVG. PER ATTEMPT (CAREER-1,000 ATT)

- 7.78 John Unitas, 1956-72
 7.60 Peyton Manning, 1998-11
 7.17 Bert Jones, 1973-81
 7.15 Andrew Luck, 2012-14
 7.08 Jim Harbaugh, 1994-97
 6.48 Mike Pagel, 1982-85

HIGHEST AVG. PER ATTEMPT (SEASON-200 ATT)

- 9.26t John Unitas, 1964
 9.18t John Unitas, 1968
 9.17t Peyton Manning, 2004
 9.05t Bert Jones, 1976

HIGHEST AVG. PER ATTEMPT (ROOKIE-SEASON-100 ATT)

- 7.57 John Unitas, 1956
 6.98 Andrew Luck, 2012
 6.95 Chris Chandler, 1988
 6.69 George Shaw, 1955
 6.50 Peyton Manning, 1998
 6.44 Jeff George, 1990

ADMINISTRATION

COACHING STAFF

FOOTBALL OPERATIONS

BUSINESS OPERATIONS

PLAYERS

2014 SEASON IN REVIEW

COLTS HISTORY

RECORDS

COLTS IN THE COMMUNITY

**HIGHEST AVG. PER ATTEMPT (GAME-20 ATT)**

18.50	John Unitas at Atl, Nov. 12, 1967
15.67	John Unitas vs. Det, Nov. 10, 1963
15.64	John Unitas vs. Min, Dec. 8, 1963
14.65	Peyton Manning at Balt, Dec. 9, 2007

HIGHEST AVG. PER ATTEMPT (ROOKIE-GAME-20 ATT)

12.21	John Unitas vs. LA Rams, Nov. 25, 1956
11.32	Jeff George vs. NYJ, Nov. 18, 1990
10.47	John Unitas at Det, Nov. 18, 1956

HIGHEST AVG. PER COMP (CAREER-1,000 ATT)

14.22	John Unitas, 1956-72
12.78	Bert Jones, 1973-81
12.73	Mike Pagel, 1982-85
12.20	Andrew Luck, 2012-14
11.88	Jack Trudeau, 1986-93
11.71	Peyton Manning, 1998-11

HIGHEST AVG. PER COMP (SEASON-200 ATT)

17.87	John Unitas, 1964
16.31	John Unitas, 1960
15.98	Earl Morrall, 1968
15.43	John Unitas, 1965
15.02	John Unitas, 1959
15.00	Bert Jones, 1976

HIGHEST AVG. PER COMP (ROOKIE-SEASON-100 ATT)

13.62	John Unitas, 1956
13.33	George Shaw, 1955
12.90	Andrew Luck, 2012
12.55	Chris Chandler, 1988
12.53	Bert Jones, 1973
11.89	Jeff George, 1990

HIGHEST AVG. PER COMP (GAME-20 ATT)

22.25	John Unitas vs. S.F., Nov. 26, 1960
22.12	John Unitas vs. Det, Nov. 10, 1963
21.93	John Unitas vs. Chi, Oct. 2, 1960
21.86	Bert Jones at Buf, Nov. 9, 1975
21.85	John Unitas vs. Min, Oct. 1, 1961

HIGHEST AVG. PER COMP (ROOKIE-GAME-20 ATT)

18.47	John Unitas at Det, Nov. 18, 1956
17.79	Jeff George vs. NYJ, Nov. 18, 1990
17.67	Jeff George at N.E., Nov. 11, 1990
16.67	George Shaw vs. S.F., Nov. 27, 1955
16.29	Andrew Luck at Det, Dec. 2, 2012
16.28	John Unitas vs. LA Rams, Nov. 25, 1956

MOST INTERCEPTIONS (CAREER)

246	John Unitas, 1956-72
198	Peyton Manning, 1998-11
97	Bert Jones, 1973-81

MOST INTERCEPTIONS (CAREER) cont...

62	Jack Trudeau, 1986-93
47	Mike Pagel, 1982-85
46	Jeff George, 1990-93
43	Andrew Luck, 2012-14
40	Earl Morrall, 1968-71
31	George Shaw, 1955-58
31	Marty Domres, 1972-75
26	Jim Harbaugh, 1994-97

MOST INTERCEPTIONS (SEASON-200 ATT)

28	Peyton Manning, 1998
24	John Unitas, 1960
24	John Unitas, 1961
24	John Unitas, 1966
23	John Unitas, 1962
23	Peyton Manning, 2001
21	Bill Troup, 1978
21	Bert Jones, 1980
20	John Unitas, 1969
20	Bert Jones, 1981

MOST INTERCEPTIONS (ROOKIE-SEASON-100 ATT)

28	Peyton Manning, 1998
19	George Shaw, 1955
18	Jack Trudeau, 1986
18	Andrew Luck, 2012
13	Jeff George, 1990
12	Bert Jones, 1973
12	Chris Chandler, 1988

MOST INTERCEPTIONS (GAME)

6	Peyton Manning at S.D., Nov. 11, 2007
5	Fred Enke at G.B., Oct. 18, 1953
5	Fred Enke at Det, Nov. 17, 1953
5	John Unitas vs. S.F., Nov. 26, 1960
5	John Unitas at G.B., Oct. 8, 1961
5	John Unitas at Det, Nov. 20, 1966
5	John Unitas vs. Chi, Nov. 29, 1970
5	Bill Troup vs. Mia, Sept. 10, 1978
4	(17 times) Last: Peyton Manning vs. Dal, Dec. 5, 2010

MOST INTERCEPTIONS (ROOKIE-GAME)

4	George Shaw vs. G.B., Oct. 29, 1955
4	Bert Jones vs. NYJ, Sept. 23, 1973
4	Bert Jones vs. N.O., Sept. 30, 1973
4	Jack Trudeau vs. N.E., Nov. 9, 1986
4	Jack Trudeau at NYJ, Nov. 16, 1986
4	Jeff George vs. N.E., Sept. 16, 1990
3	(11 times) Last: Andrew Luck at Det, Dec. 2, 2012

FEWEST INTERCEPTIONS (SEASON-200 ATT)

4	Jim Harbaugh, 1997 (309)
5	Jim Harbaugh, 1995 (314)
6	John Unitas, 1964 (305)
6	Marty Domres, 1972 (222)

FEWEST INTERCEPTIONS (SEASON-200 ATT) cont...

6	Jack Trudeau, 1987 (229)
6	Jeff George, 1993 (407)
6	Jim Harbaugh, 1994 (202)
7	John Unitas, 1958 (263)
7	Mike Pagel, 1982 (221)

FEWEST INTERCEPTIONS (ROOKIE-SEASON-100 ATT)

7	Mike Pagel, 1982 (221)
10	John Unitas, 1956 (198)
12	Bert Jones, 1973 (108)
12	Chris Chandler, 1988 (233)
13	Jeff George, 1990 (334)

LOWEST INTERCEPTION PCT. (CAREER-1,000 ATT)

2.1	Jim Harbaugh, 1994-97
2.4	Andrew Luck, 2012-14
2.7	Peyton Manning, 1998-11
3.0	Jeff George, 1990-93
3.9	Bert Jones, 1973-81
4.0	Jack Trudeau, 1986-93

LOWEST INTERCEPTION PCT. (SEASON-200 ATT)

1.29	Jim Harbaugh, 1997
1.48	Jeff George, 1993
1.59	Jim Harbaugh, 1995
1.60	Andrew Luck, 2013
1.62	Peyton Manning, 2006
1.77	Peyton Manning, 2003

LOWEST INTERCEPTION PCT. (ROOKIE-SEASON-100 ATT)

2.87	Andrew Luck, 2012
3.17	Mike Pagel, 1982
3.89	Jeff George, 1990
4.32	Jack Trudeau, 1986
4.87	Peyton Manning, 1998
5.05	John Unitas, 1956

MOST CONSC. PASSES WITHOUT INTERCEPTION (CAREER)

202	Jeff George, G10-16, 1993
190	Peyton Manning, G13-16, 2006/G2, 2007
179	Jim Harbaugh, G3-9, 1996
179	Jim Harbaugh, G6-7, 12-16, 1997
165	Peyton Manning, G16-2009/G1-4, 2010
155	Paul Justin, G13, 1995/G4, 1997
138	Peyton Manning, G7-11, 2008
134	Peyton Manning, G1-5, 2006
132	John Unitas, G8-13, 1964
132	Bert Jones, G2-8, 1977
128	Marty Domres, G5-11, 1972

HIGHEST RATING (CAREER-1,000 ATT)

94.9	Peyton Manning, 1998-11
86.6	Jim Harbaugh, 1994-97
86.6	Andrew Luck, 2012-14
78.8	John Unitas, 1956-72



HIGHEST RATING (CAREER-1,000 ATT)

- cont...
- 78.8 Bert Jones, 1973-81
- 72.0 Jeff George, 1990-93

HIGHEST RATING (SEASON-200 ATT)

- 121.1 Peyton Manning, 2004
- 104.1 Peyton Manning, 2005
- 102.5 Bert Jones, 1976
- 101.0 Peyton Manning, 2006
- 100.7 Jim Harbaugh, 1995
- 99.9 Peyton Manning, 2009
- 99.0 Peyton Manning, 2003
- 98.0 Peyton Manning, 2007
- 97.4 John Unitas, 1965
- 96.5 Andrew Luck, 2014
- 96.4 John Unitas, 1964

HIGHEST RATING (ROOKIE-SEASON-100 ATT)

- 76.5 Andrew Luck, 2012
- 74.0 John Unitas, 1956
- 73.8 Jeff George, 1990
- 71.2 Peyton Manning, 1998
- 67.2 Chris Chandler, 1988
- 62.4 Mike Pangle, 1982

RECEIVING

MOST RECEPTIONS (CAREER)

- 1102 Marvin Harrison, 1996-08
- 1070 Reggie Wayne, 2001-14
- 631 Raymond Berry, 1955-67
- 427 Dallas Clark, 2003-11
- 411 Bill Brooks, 1986-92
- 363 Lenny Moore, 1956-67
- 356 Edgerrin James, 1999-05
- 333 Don McCauley, 1971-81
- 320 John Mackey, 1963-71
- 303 Jimmy Orr, 1961-70

MOST RECEPTIONS (SEASON)

- 143 Marvin Harrison, 2002
- 115 Marvin Harrison, 1999
- 111 Reggie Wayne, 2010
- 109 Marvin Harrison, 2001
- 106 Reggie Wayne, 2012
- 104 Reggie Wayne, 2007
- 102 Marvin Harrison, 2000
- 100 Dallas Clark, 2009
- 100 Reggie Wayne, 2009
- 95 Marvin Harrison, 2006

MOST RECEPTIONS (ROOKIE)

- 65 Bill Brooks, 1986
- 64 Marvin Harrison, 1996
- 62 Edgerrin James, 1999
- 60 Austin Collie, 2009
- 52 Andre Rison, 1989
- 52 Marshall Faulk, 1994
- 50 Randy McMillan, 1981
- 50 Jerome Pathon, 1998
- 50 T.Y. Hilton, 2012

MOST RECEPTIONS (GAME)

- 15 Reggie Wayne at Jax, Oct. 3, 2010
- 14 Marvin Harrison at Cle, Dec. 26, 1999
- 14 Marvin Harrison vs. Dal, Nov. 17, 2002
- 14 Dallas Clark vs. Hou, Nov. 8, 2009
- 14 Reggie Wayne vs. Dal, Dec. 5, 2010
- 13 Lydell Mitchell vs. NYJ, Dec. 15, 1974
- 13 Joe Washington at K.C., Sept. 2, 1979
- 13 Marvin Harrison at S.D., Sept. 26, 1999
- 13 Marvin Harrison at NE, Oct. 22, 2000
- 13 Reggie Wayne vs. G.B., Oct. 7, 2012
- 12 (10 times) Last: Austin Collie at Den, Sept. 26, 2010

MOST RECEPTIONS (GAME) (ROOKIE)

- 11 Randy McMillan vs. NYJ, Nov. 8, 1981
- 9 Randy McMillan at Mia, Nov. 1, 1981
- 9 Bill Brooks at NYJ, Nov. 16, 1986
- 8 Sean Dawkins vs. Dal, Oct. 10, 1993
- 8 Marshall Faulk vs. Was, Oct. 23, 1994
- 8 Austin Collie at Ten, Oct. 11, 2009

MOST CONS. GAMES WITH RECEPTION

- 190 Marvin Harrison, G1-1996/G16-2008
- 134 Reggie Wayne, G1-2006/G16-2014
- 77 Marshall Faulk, G1-1994/G16-1998
- 64 Dallas Clark, G1-2006/G6-2010
- 62 Jessie Hester, G3-1990/G16-1993
- 58 Jimmy Orr, G12-1961/G3-1963/G6-1963/G13-1965
- 47 Edgerrin James, G1-1999/G1-11-2002
- 45 Lenny Moore, G8-1957/G4-1961
- 44 Raymond Berry, G1-1959/G12-1961, G1-8, 1962
- 39 Bill Brooks, G8-1990/G16-1992

MOST GAMES WITH RECEPTIONS (CAREER)

- 205 Reggie Wayne, 2001-14
- 190 Marvin Harrison, 1996-08
- 142 Raymond Berry, 1955-67
- 116 Lenny Moore, 1956-67
- 113 Don McCauley, 1971-81
- 111 John Mackey, 1963-71
- 104 Marcus Pollard, 1995-04
- 103 Bill Brooks, 1986-92
- 110 Dallas Clark, 2003-11

MOST GAMES 10+ RECEPTIONS (CAREER)

- 16 Marvin Harrison, 1996-08
- 15 Reggie Wayne, 2001-14
- 11 Raymond Berry, 1955-67
- 3 Don McCauley, 1971-81
- 3 Lydell Mitchell, 1972-77
- 3 Joe Washington, 1978-80
- 3 Anthony Johnson, 1990-93
- 3 Dallas Clark, 2003-11
- 2 Austin Collie, 2009-12
- 2 T.Y. Hilton, 2012-14

MOST GAMES 10+ RECEPTIONS (SEASON)

- 6 Marvin Harrison, 2002
- 3 Raymond Berry, 1960
- 3 Joe Washington, 1979
- 3 Marvin Harrison, 2000
- 3 Reggie Wayne (3), 2007,09-10
- 2 Raymond Berry (2), 1958-59
- 2 Lydell Mitchell, 1974
- 2 Anthony Johnson, 1991
- 2 Marvin Harrison (3), 1999,03-04
- 2 Austin Collie, 2010

MOST SEASONS LEADING TEAM (tied)**

- 9 Marvin Harrison, 1996-97,99-04,06
- 8 Raymond Berry, 1957-61,64-66
- 7 Reggie Wayne, 2005,07-08,09*-12
- 4 Lydell Mitchell, 1974-77
- 4 Bill Brooks, 1987-89,91
- 3 Tom Mitchell, 1971-72,73*
- 3 Marshall Faulk, 1994*,95,98

MOST CONSC. SEASONS LEADING TEAM (tied)**

- 6 Marvin Harrison, 1999-04
- 6 Reggie Wayne, 2007-08,09*-12
- 5 Raymond Berry, 1957-61
- 4 Lydell Mitchell, 1974-77
- 3 Raymond Berry, 1964-66
- 3 Tom Mitchell, 1971-72,73*
- 3 Bill Brooks, 1987-89

MOST SEASONS 50+ RECEPTIONS

- 12 Marvin Harrison, 1996-06,08
- 11 Reggie Wayne, 2003-12, 14
- 7 Raymond Berry, 1958-62, 65-66
- 6 Bill Brooks, 1986-91
- 5 Edgerrin James, 1999-00, 02-04

CONSC. SEASONS 50+ RECEPTIONS

- 11 Marvin Harrison, 1996-06
- 10 Reggie Wayne, 2003-12
- 6 Bill Brooks, 1986-91
- 5 Raymond Berry, 1958-62
- 4 Lydell Mitchell, 1974-77
- 4 Jessie Hester, 1990-93
- 4 Sean Dawkins, 1994-97

MOST RECEPTIONS 2 PLAYERS (SEASON)

- 204 Harrison (143)/James (61), 2002
- 200 Clark (100)/Wayne (100), 2009
- 181 Harrison (95)/Wayne (86), 2006
- 178 Wayne (111)/Garcon (67)/Tamme (67), 2010
- 177 Harrison (115)/James (62), 1999

MOST RECEPTIONS 3 PLAYERS (SEASON)

- 260 Clark (100)/Wayne (100)/Collie (60), 2009
- 253 Harrison (143)/James (61)/Wayne (49), 2002

ADMINISTRATION

COACHING STAFF

FOOTBALL OPERATIONS

BUSINESS OPERATIONS

PLAYERS

2014 SEASON IN REVIEW

COLTS HISTORY

RECORDS

COLTS IN THE COMMUNITY

**MOST SEASONS 3 PLAYERS****(SEASON)** cont...

245	Wayne (111)/Garcon (67)/Tamme (67), 2010
231	Harrison (86)/Wayne (77)/Stokely (68), 2004
221	Harrison (95)/Wayne (86)/Addai (40), 2006

TRIO OF 50+ SEASONAL RECEIVERS

Brooks (63)/Rison (52)/Bentley (52), 1989
Bentley (71)/Brooks (62)/Hester (54), 1990
Langhorne (85)/Hester (64)/Johnson (55), 1993
Turner (52)/Faulk (52)/Dawkins (51), 1994
Harrison (64)/Faulk (56)/Dawkins (54), 1996
Faulk (86)/Harrison (59)/Pathon (50), 1998
Harrison (102)/James (63)/Pathon (50), 2000
Harrison (94)/Wayne (68)/James (51), 2003
Harrison (86)/Wayne (77)/Stokely (68)/James (51), 2004
Wayne (82)/Clark (77)/Harrison (60)/Gonzalez (57), 2008
Clark (100)/Wayne (100)/Collie (60)/Addai (51), 2009
Wayne (111)/Garcon (67)/Tamme (67)/Collie (58), 2010
Wayne (106)/Avery (60)/Hilton (50), 2012
Hilton (82)/Wayne (64)/Fleener (51), 2014

MOST YARDS (CAREER)

14580	Marvin Harrison, 1996-08
14345	Reggie Wayne, 2001-14
9275	Raymond Berry, 1955-67
6039	Lenny Moore, 1956-67
5859	Jimmy Orr, 1961-70
5818	Bill Brooks, 1986-92
5126	John Mackey, 1963-71
4887	Dallas Clark, 2003-11
4770	Roger Carr, 1974-81
3684	Jim Mutscheller, 1954-61

MOST YARDS (SEASON)

1722	Marvin Harrison, 2002
1663	Marvin Harrison, 1999
1524	Marvin Harrison, 2001
1510	Reggie Wayne, 2007
1413	Marvin Harrison, 2000
1366	Marvin Harrison, 2006
1355	Reggie Wayne, 2010
1355	Reggie Wayne, 2012
1345	T.Y. Hilton, 2014
1310	Reggie Wayne, 2006
1298	Raymond Berry, 1960
1272	Marvin Harrison, 2003
1264	Reggie Wayne, 2009
1210	Reggie Wayne, 2004
1146	Marvin Harrison, 2005
1145	Reggie Wayne, 2008
1131	Bill Brooks, 1986
1113	Marvin Harrison, 2004
1112	Roger Carr, 1976
1106	Dallas Clark, 2009
1083	T.Y. Hilton, 2013
1077	Brandon Stokley, 2004

MOST YARDS (SEASON) cont...

1055	Reggie Wayne, 2005
1038	Reggie Langhorne, 1993

MOST YARDS (ROOKIE)

1131	Bill Brooks, 1986
861	T.Y. Hilton, 2012
836	Marvin Harrison, 1996
820	Andre Rison, 1989
726	John Mackey, 1963

MOST YARDS (GAME)

224	Raymond Berry at Was, Nov. 10, 1957
223	T.Y. Hilton at Hou, Oct. 9, 2014
212	Reggie Wayne vs. G.B., Oct. 7, 2012
210	Roger Carr at NYJ, Oct. 24, 1976
203	Reggie Langhorne at Was, Nov. 7, 1993
200	Reggie Wayne vs. Dal, Dec. 5, 2010
198	Roger Carr vs. Cin, Sept. 19, 1976
196	Marvin Harrison at S.D., Sept. 26, 1999
196	Reggie Wayne at Jax, Oct. 3, 2010
195	Raymond Berry at Dal, Oct. 30, 1960
190	Eddie Hinton vs. K.C., Sept. 28, 1970

MOST YARDS (ROOKIE-GAME)

177	Bill Brooks at NYJ, Nov. 16, 1986
144	John Mackey vs. Min, Dec. 8, 1963
135	Andre Rison vs. Cle, Dec. 10, 1989
134	(4 times) Last: Donte Moncrief vs. Was, Nov. 30, 2014

MOST SEASONS LEADING TEAM

9	Marvin Harrison, 1996-97,99-03,05-06
7	Reggie Wayne, 2004,07-12
5	Jimmy Orr, 1962-65,68
5	Bill Brooks, 1986-89,91
4	Raymond Berry, 1957,59-61
3	Roger Carr, 1976,78,80

MOST CONSC. SEASONS**LEADING TEAM**

6	Reggie Wayne, 2007-12
5	Marvin Harrison, 1999-03
4	Jimmy Orr, 1962-65
4	Bill Brooks, 1986-89

MOST 100+ GAMES (CAREER)

59	Marvin Harrison, 1996-08
43	Reggie Wayne, 2001-14
23	Raymond Berry, 1955-67
18	Jimmy Orr, 1961-70
17	Lenny Moore, 1956-67
16	T.Y. Hilton, 2012-14
10	Roger Carr, 1974-81
9	Bill Brooks, 1986-92
8	John Mackey, 1963-71
7	Dallas Clark, 2003-11
6	Jim Mutscheller, 1954-61
6	Glenn Doughty, 1972-79
6	Brandon Stokley, 2003-06
6	Pierre Garcon, 2009-11

MOST 100+ GAMES (SEASON)

10	Marvin Harrison, 2002
9	Marvin Harrison, 1999
8	Marvin Harrison, 2000
7	Raymond Berry, 1960
6	Marvin Harrison (4), 2001,03,05-06
6	Reggie Wayne, 2007
6	T.Y. Hilton, 2014
5	Lenny Moore, 1958
5	Brandon Stokley, 2004
5	Reggie Wayne (2), 2006,09
5	T.Y. Hilton, 2012
5	T.Y. Hilton, 2013
4	Raymond Berry, 1959
4	Lenny Moore (2), 1959,60
4	Jimmy Orr, 1962
4	Marvin Harrison, 2004
4	Reggie Wayne (3), 2004,08,10

MOST 100+ GAMES (ROOKIE)

5	T.Y. Hilton, 2012
3	Andre Rison, 1989
2	Ray Perkins, 1967
2	Bill Brooks, 1986
2	Marvin Harrison, 1996
2	Anthony Gonzalez, 2007
2	Donte Moncrief, 2014
1	Clark/Dawkins/Dilger/Hinton/Johnson/Mackey/Wilkins/Rogers

MOST CONSC. 100+ GAMES (*ROOKIE)

6	Raymond Berry, G5-10, 1960
4	Marvin Harrison, G12-15, 1999
4	Marvin Harrison, G5-8, 2000
4	Marvin Harrison, G2-5, 2002
4	Marvin Harrison, G9-12, 2002
4	Marvin Harrison, G4-7, 2003
3	Marvin Harrison, G1-3, 1999
3	Marvin Harrison, G1-3, 2000
3	T.Y. Hilton, G6-8, 2014
	*ROOKIE: Bill Brooks, G11-12, 1986; Marvin Harrison, G14-15, 1996

MOST TOUCHDOWNS (CAREER)

128	Marvin Harrison, 1996-08
82	Reggie Wayne, 2001-14
68	Raymond Berry, 1955-67
50	Jimmy Orr, 1961-70
48	Lenny Moore, 1956-67
46	Dallas Clark, 2003-11
40	Jim Mutscheller, 1954-61
38	John Mackey, 1963-71
35	Marcus Pollard, 1995-04
29	Roger Carr, 1974-81

MOST TOUCHDOWNS (SEASON)

15	Marvin Harrison (2), 2001, 04
14	Raymond Berry, 1959
14	Marvin Harrison, 2000
12	Marvin Harrison (3), 1999, 2005-06
12	Reggie Wayne, 2004
11	Jimmy Orr, 1962
11	Roger Carr, 1976

**MOST TOUCHDOWNS (SEASON) cont...**

- 11 Marvin Harrison, 2002
- 11 Dallas Clark, 2007
- 10 (7 times) Last: Dallas Clark/Reggie Wayne, 09

MOST TOUCHDOWNS (ROOKIE)

- 8 Bill Brooks, 1986
- 8 Marvin Harrison, 1996
- 7 John Mackey, 1963
- 7 Austin Collie, 2009
- 7 T.Y. Hilton, 2012

MOST TOUCHDOWNS (GAME)

- 3 Jim Mutscheller at GBM, Oct. 13, 1957
- 3 Raymond Berry at Dal, Oct. 30, 1960
- 3 Raymond Berry vs. G.B., Nov. 6, 1960
- 3 Lenny Moore vs. Min, Oct. 1, 1961
- 3 Jimmy Orr vs. Was, Dec. 8, 1962
- 3 Jimmy Orr vs. LA Rams, Oct. 4, 1964
- 3 Roger Carr vs. Cin, Sept. 19, 1976
- 3 Marvin Harrison at K.C., Dec. 15, 1996
- 3 Ken Dilger vs. Mia, Dec. 14, 1997
- 3 Marvin Harrison at S.F., Oct. 18, 1998
- 3 Marvin Harrison at N.E., Sept. 19, 1999
- 3 Marvin Harrison vs. Min, Dec. 24, 2000
- 3 Marvin Harrison vs. Buf, Sept. 23, 2001
- 3 Marvin Harrison vs. Mia, Nov. 11, 2001
- 3 Marvin Harrison at N.O., Sept. 28, 2003
- 3 Brandon Stokley at Det, Nov. 25, 2004
- 3 Marvin Harrison at Det, Nov. 25, 2004
- 3 Reggie Wayne at Den, Oct. 29, 2006
- 3 Dallas Clark vs. Den, Dec. 13, 2009
- 3 T.Y. Hilton at Hou, Nov. 3, 2013

MOST TOUCHDOWNS (ROOKIE-GAME)

- 3 Marvin Harrison at K.C., Dec. 15, 1996
- 2 John Mackey vs. Min, Dec. 8, 1963
- 2 Preston Pearson at LA Rams, Dec. 15, 1968
- 2 Marshall Johnson at NYJ, Oct. 26, 1975
- 2 Anthony Gonzalez at Balt, Dec. 9, 2007
- 2 Austin Collie at Ten, Oct. 11, 2009
- 2 T.Y. Hilton at N.E., Nov. 18, 2012
- 2 Da'Rick Rogers at Cin, Dec. 8, 2013
- 2 Donte Moncrief vs. Was, Nov. 30, 2014

MOST GAMES WITH TOUCHDOWNS (CAREER)

- 90 Marvin Harrison, 1996-08
- 73 Reggie Wayne, 2001-14
- 56 Raymond Berry, 1955-67
- 39 Lenny Moore, 1956-67
- 38 Dallas Clark, 2003-11
- 37 Jimmy Orr, 1961-70
- 34 Jim Mutscheller, 1954-61
- 33 John Mackey, 1963-71
- 33 Marcus Pollard, 1995-04
- 27 Bill Brooks, 1986-92

MOST GAMES WITH TOUCHDOWNS (SEASON)

- 11 Marvin Harrison, 2004
- 10 Raymond Berry, 1959
- 10 Marvin Harrison, 2000
- 10 Reggie Wayne, 2004
- 9 Marvin Harrison, 2001
- 9 Marvin Harrison, 2005
- 9 Reggie Wayne (2), 2007, 09
- 8 (4 times) Last: Dallas Clark, 2007
- 7 (12 times) Last: Dallas Clark, 2009

MOST CONSC. GAMES RECEIVING TDS

- 7 Raymond Berry, G8-12-1959/G2-1960
- 5 Jim Mutscheller, G12-1956/G4-1957
- 5 Jim Mutscheller, G11-12-1958/G3-1959
- 5 Raymond Berry, G10-11-1958/G3-1959
- 5 Jimmy Orr, G12-14-1962/G2-1963
- 5 Raymond Berry, G5-9, 1965
- 5 Marvin Harrison, G10-14, 2004
- 5 Dallas Clark, G2-6, 2007
- 5 Reggie Wayne, G3-7, 2009
- 4 (9 times) Last: Austin Collie, G1-4, 2010

MOST SEASONS LEADING TEAM (tied)**

- 11 Marvin Harrison, 1996-97, 98*, 99-06
- 4 Raymond Berry, 1958-60, 64*
- 4 Glenn Doughty, 1973*, 74*, 75*, 77*
- 3 (9 times) Last: Dallas Clark, 2007, 08*, 09*

MOST CONSC. SEASONS LEADING TEAM (tied)**

- 11 Marvin Harrison, 1996-97, 98*, 99-06
- 3 Glenn Doughty, 1973*, 74*, 75*
- 3 Raymond Berry, 1958-60
- 3 Jim Mutscheller 1955-57
- 3 Willie Richardson, 1967-68, 69*
- 3 Dallas Clark, 2007, 08*, 09*

LONGEST RECEPTIONS

- 90t Carr from Jones vs. NYJ, Nov. 16, 1975
- 89t Mackey from Unitas at LA Rams, Oct. 30, 1966
- 89t Carr from Jones at Buf, Nov. 9, 1975
- 88t Matte from Unitas vs. Atl, Sept. 17, 1967
- 87t Garcon from Painter at T.B., Oct. 3, 2011
- 86t Pollard from Manning at N.O., Nov. 18, 2001
- 85t Faulk from Harbaugh vs. Was, Oct. 23, 1994
- 84t Brooks from Trudeau at S.F., Oct. 5, 1986
- 84t Orr from Morrall at Atl, Sept. 22, 1968
- 83t Mackey from Unitas at Min, Sept. 18, 1966
- 82t Young from Shaw at G.B., Oct. 8, 1955
- 82t Moore from Unitas at S.F., Dec. 8, 1957
- 82t Verdin from Chandler at LA Rams, Sept. 17, 1989

LONGEST RECEPTIONS (ROOKIE)

- 85t Faulk from Jim Harbaugh vs. Wash, Oct. 23, 1994
- 84t Brooks from Jack Trudeau at S.F., Oct. 5, 1986
- 80t Wilkins from Peyton Manning at Phil, Nov. 21, 1999
- 79t Moncrief from Andrew Luck vs. Was, Nov. 30, 2014
- 78t Womble from Garry Kerkerian vs. S.F., Nov. 28, 1954
- 74t Turner from Lamar McHan vs. Min, Dec. 16, 1962
- 72 Brown from Peyton Manning at Ari, Sept. 27, 2009
- 70t Hilton from Andrew Luck vs. Hou, Dec. 30, 2012

HIGHEST AVERAGE (CAREER-100 REC)

- 19.3 Jimmy Orr, 1961-70
- 18.8 Roger Carr, 1974-81
- 17.1 Ray Butler, 1980-85
- 16.8 Jim Mutscheller, 1954-61
- 16.6 Lenny Moore, 1956-67
- 16.2 Glenn Doughty, 1972-79
- 15.4 T.Y. Hilton, 2012-14
- 15.3 Willie Richardson, 1963-69, 71
- 14.7 Raymond Berry, 1955-67
- 14.4 Jessie Hester, 1990-93
- 14.3 Raymond Chester, 1973-77

HIGHEST AVERAGE (SEASON-30 REC)

- 25.9 Roger Carr, 1976
- 21.7 Jimmy Orr, 1964
- 21.0 Roger Carr, 1978
- 20.8 Lenny Moore, 1960
- 20.7 John Mackey, 1963
- 20.4 John Mackey, 1964
- 18.9 Willie Richardson, 1968
- 18.8 Jimmy Orr, 1965
- 18.7 Lenny Moore, 1958
- 18.1 Ray Butler, 1981

HIGHEST AVERAGE (ROOKIE-30 REC)

- 20.7 John Mackey, 1963
- 17.4 Bill Brooks, 1986
- 17.2 T.Y. Hilton, 2012
- 16.9 Ray Butler, 1980
- 15.8 Andre Rison, 1989
- 15.6 Anthony Gonzalez, 2007

HIGHEST AVERAGE (GAME-3 REC)

- 48.8 Raymond Berry at Dal, Oct. 30, 1960
- 44.7 Donte Moncrief vs. Was, Nov. 30, 2014
- 42.0 Roger Carr at NYJ, Oct. 24, 1976
- 42.0 Marcus Pollard at N.O., Nov. 18, 2001
- 40.0 Torrance Small at Sea, Dec. 20, 1998
- 39.3 Lenny Moore vs. Chi, Oct. 4, 1958
- 36.3 Ray Butler vs. Mia, Sept. 27, 1981
- 36.3 Glenn Doughty at Det, Oct. 21, 1973
- 36.0 Bill Brooks vs. Den, Oct. 31, 1988
- 35.7 Lenny Moore vs. Min, Nov. 15, 1964
- 35.0 Lenny Moore vs. Chi, Oct. 2, 1960
- 35.0 Marshall Johnson at NYJ, Oct. 26, 1975

ADMINISTRATION

COACHING
STAFFFOOTBALL
OPERATIONSBUSINESS
OPERATIONS

PLAYERS

2014 SEASON
IN REVIEWCOLTS
HISTORY

RECORDS

COLTS IN THE
COMMUNITY



ADMINISTRATION

COACHING STAFF

FOOTBALL OPERATIONS

BUSINESS OPERATIONS

PLAYERS

2014 SEASON IN REVIEW

COLTS HISTORY

RECORDS

COLTS IN THE COMMUNITY

HIGHEST AVERAGE (ROOKIE-GAME-3 REC)

44.7	Donte Moncrief vs. Was, Nov. 30, 2014
35.0	Marshall Johnson at NYJ, Oct. 26, 1975
28.8	John Mackey vs. Min, Dec. 8, 1963
28.3	Royce Womble vs. S.F., Nov. 22, 1954
28.3	T.Y. Hilton vs. Jax, Sept. 23, 2012
28.0	John Mackey at Min, Nov. 17, 1963
27.8	Terrence Wilkins at Phil, Nov. 21, 1999
27.8	T.Y. Hilton vs. Hou, Dec. 30, 2012

1,000-YARD SEASONS

8	Marvin Harrison, 1996-2008
8	Reggie Wayne, 2001-14
2	T.Y. Hilton, 2012-14
1	Raymond Berry, 1955-67
1	Roger Carr, 1974-81
1	Bill Brooks, 1986-92
1	Reggie Langhorne, 1992-93
1	Brandon Stokley, 2003-06
1	Dallas Clark, 2003-11

PLAYS FROM SCRIMMAGE**MOST ATTEMPTS (CAREER)**

2544	Edgerrin James, 1999-05
1689	Lydell Mitchell, 1972-77
1686	Marshall Faulk, 1994-98
1451	Tom Matte, 1961-72
1432	Lenny Moore, 1956-67
1396	Eric Dickerson, 1987-91
1286	Joseph Addai, 2006-11
1154	Randy McMillan, 1981-86
1112	Marvin Harrison, 1996-08
1103	Don McCauley, 1971-81

MOST ATTEMPTS (SEASON)

450	Edgerrin James, 2000
431	Edgerrin James, 1999
424	Eric Dickerson, 1988
410	Marshall Faulk, 1998
404	Edgerrin James, 2005
385	Edgerrin James, 2004
372	Lydell Mitchell, 1977
366	Marshall Faulk, 1994
361	Edgerrin James, 2003
349	Lydell Mitchell, 1975, 1976

MOST ATTEMPTS (ROOKIE)

431	Edgerrin James, 1999
366	Marshall Faulk, 1994
267	Dominic Rhodes, 2001
266	Joseph Addai, 2006
240	Alan Ameche, 1955

MOST ATTEMPTS (GAME)

42	Lydell Mitchell at NYJ, Oct. 20, 1974
42	Edgerrin James vs. NYJ, Nov. 16, 2003

MOST ATTEMPTS (GAME) cont...

39	Eric Dickerson vs. Buf, Dec. 18, 1988
39	Edgerrin James at Sea, Oct. 15, 2000
39	Edgerrin James at Jax, Dec. 11, 2005
38	Dominic Rhodes at Buf, Nov. 4, 2001
38	Edgerrin James vs. Mia, Sept. 15, 2002
37	Lydell Mitchell at Sea, Sept. 18, 1977
37	Edgerrin James at Mia, Dec. 17, 2000
37	Edgerrin James at N.E., Nov. 7, 2005
36	Lydell Mitchell vs. Mia, Dec. 9, 1973
36	Lydell Mitchell vs. Mia, Dec. 14, 1975
36	Eric Dickerson vs. S.D., Nov. 8, 1987
36	Marshall Faulk at N.E., Sept. 13, 1998
36	Edgerrin James vs. NYJ, Nov. 12, 2000

MOST ATTEMPTS (ROOKIE-GAME)

38	Dominic Rhodes at Buf, Nov. 4, 2001
34	Edgerrin James vs. Dal, Oct. 31, 1999
33	Rodney Culver at N.E., Dec. 6, 1992
33	Edgerrin James at N.E., Sept. 19, 1999
33	Dominic Rhodes vs. S.F., Nov. 25, 2001
33	Dominic Rhodes vs. Den, Jan. 6, 2002

MOST SEASONS 200+ ATTEMPTS

6	Edgerrin James, 1999-00,02-05
5	Lydell Mitchell, 1973-77
5	Marshall Faulk, 1994-98
4	Eric Dickerson, 1987-89,91
3	Tom Matte, 1968-69,71
3	Curtis Dickey, 1980-81,83
3	Randy McMillan, 1983,85-86
3	Joseph Addai, 2006-07,09

CONSC. SEASONS 200+ ATTEMPTS

5	Lydell Mitchell, 1973-77
5	Marshall Faulk, 1994-98
4	Edgerrin James, 2002-05
3	Eric Dickerson, 1987-89
2	Addai/Ameche/Dickey/James/Matte/McMillan/Washington

MOST YARDS (CAREER)

14608	Marvin Harrison, 1996-08
14345	Reggie Wayne, 2001-14
12065	Edgerrin James, 1999-05

MOST YARDS (CAREER) cont...

11213	Lenny Moore, 1956-67
9275	Raymond Berry, 1955-67
8124	Marshall Faulk, 1994-98
8010	Lydell Mitchell, 1972-77
7515	Tom Matte, 1961-72
6276	Eric Dickerson, 1987-91
5901	Joseph Addai, 2006-11
5894	Bill Brooks, 1986-92

MOST YARDS (SEASON)

2303	Edgerrin James, 2000
2227	Marshall Faulk, 1998
2139	Edgerrin James, 1999
2036	Eric Dickerson, 1988
2031	Edgerrin James, 2004
1843	Edgerrin James, 2005
1804	Marshall Faulk, 1994
1779	Lydell Mitchell, 1977
1755	Lydell Mitchell, 1976
1737	Lydell Mitchell, 1975
1732	Marvin Harrison, 2002
1667	Marvin Harrison, 1999
1634	Joe Washington, 1979
1605	Curtis Dickey, 1983

MOST YARDS (ROOKIE)

2139	Edgerrin James, 1999
1804	Marshall Faulk, 1994
1406	Joseph Addai, 2006
1328	Dominic Rhodes, 2001
1136	Bill Brooks, 1986
1102	Alan Ameche, 1955

MOST YARDS (GAME)

267	Marshall Faulk at Balt, Nov. 29, 1998
240	Anthony Johnson vs. N.E., Nov. 15, 1992
229	Eric Dickerson vs. T.B., Dec. 27, 1987
228	Edgerrin James at Sea, Oct. 15, 2000
226	Joseph Addai vs. N.E., Nov. 4, 2007
224	Raymond Berry at Was, Nov. 10, 1957
223	T.Y. Hilton at Hou, Oct. 9, 2014
222	Marshall Faulk vs. St.L. Rams, Oct. 1, 1995
220	Marshall Faulk at NYJ, Dec. 7, 1997
220	Edgerrin James vs. Mia, Sept. 15, 2002
219	Lydell Mitchell vs. K.C., Nov. 30, 1975
217	Lenny Moore vs. Phil, Nov. 21, 1965
216	Alan Ameche vs. LA Rams, Nov. 25, 1956
216	Lydell Mitchell at S.D., Nov. 7, 1976
215	Edgerrin James at Chi, Nov. 21, 2004

MOST YARDS (GAME) cont...

- 213 Marshall Faulk vs. Was, Oct. 23, 1994
- 212 Lenny Moore vs. G.B., Oct. 28, 1956
- 212 Reggie Wayne vs. G.B., Oct. 7, 2012
- 210 Lenny Moore vs. Chi, Oct. 29, 1961
- 210 Roger Carr at NYJ, Oct. 24, 1976
- 209 Edgerrin James vs. Dal, Oct. 31, 1999
- 208 Lenny Moore at NYG, Nov. 9, 1958
- 208 Joseph Addai vs. Phil, Nov. 26, 2006
- 207 Eric Dickerson vs. Hou, Sept. 4, 1988
- 207 Edgerrin James vs. Min, Dec. 24, 2000
- 206 Edgerrin James at Hou, Dec. 28, 2003
- 203 Reggie Langhorne at Was, Oct. 7, 1993
- 202 George Wonsley vs. Det, Sept. 22, 1985
- 200 Marvin Harrison at S.D., Sept. 26, 1999
- 200 Reggie Wayne vs. Dal, Dec. 5, 2010

MOST YARDS (ROOKIE-GAME)

- 213 Marshall Faulk vs. Was, Oct. 23, 1994
- 212 Lenny Moore vs. G.B., Oct. 28, 1956
- 209 Edgerrin James vs. Dal, Oct. 31, 1999
- 208 Joseph Addai vs. Phil, Nov. 26, 2006
- 199 Edgerrin James vs. K.C., Nov. 7, 1999
- 199 Edgerrin James at Phil, Nov. 21, 1999
- 194 Alan Ameche vs. Chi, Sept. 25, 1955

MOST 1,000+ SEASONS

- 8 Marvin Harrison, 1999-06
- 8 Reggie Wayne, 2004-14
- 6 Lenny Moore, 1957-61,64
- 6 Edgerrin James, 1999-00,02-05
- 5 Lydell Mitchell, 1973-77
- 5 Marshall Faulk, 1994-98
- 3 Tom Matte, 1963,67,69
- 3 Curtis Dickey, 1986-81,83
- 3 Eric Dickerson, 1987-89
- 3 Joseph Addai, 2006-07,09
- 2 T.Y. Hilton, 2012-14

MOST CONSC. 1,000+ SEASONS

- 8 Marvin Harrison, 1999-06
- 7 Reggie Wayne, 2004-10
- 5 Lenny Moore, 1957-61
- 5 Lydell Mitchell, 1973-77
- 5 Marshall Faulk, 1994-98
- 4 Edgerrin James, 2002-05
- 3 Eric Dickerson, 1987-89
- 2 T.Y. Hilton, 2013-14

MOST 100+ GAMES (CAREER)

- 75 Edgerrin James, 1999-05
- 59 Marvin Harrison, 1996-07
- 47 Lenny Moore, 1956-67
- 43 Reggie Wayne, 2001-14
- 42 Lydell Mitchell, 1972-77
- 38 Marshall Faulk, 1994-98
- 29 Eric Dickerson, 1987-91
- 24 Raymond Berry, 1955-67
- 22 Tom Matte, 1961-72
- 19 Joseph Addai, 2006-11
- 18 Jimmy Orr, 1961-70
- 18 Curtis Dickey, 1980-85

MOST 100+ GAMES (SEASON)

- 15 Edgerrin James, 2000
- 13 Marshall Faulk, 1998
- 13 Edgerrin James, 2004
- 13 Edgerrin James, 2005
- 12 Edgerrin James, 1999
- 11 Lydell Mitchell, 1976
- 11 Lydell Mitchell, 1977
- 10 Lydell Mitchell, 1975
- 10 Eric Dickerson, 1988
- 10 Marvin Harrison, 2002
- 10 Edgerrin James, 2003

MOST 100+ GAMES (ROOKIE)

- 12 Edgerrin James, 1999
- 9 Marshall Faulk, 1994
- 6 Joseph Addai, 2006
- 5 Dominic Rhodes, 2001
- 5 T.Y. Hilton, 2012
- 4 Randy McMillan, 1981
- 3 Ameche/Dickey/Lorick/Potts/Rison
- 2 Brooks/Culver/Gonzalez/Harrison/Moore/Perkins/Vessels/Moncrief

MOST CONSC. 100+ GAMES

- 16 Lydell Mitchell, G8-14-1975/G1-9-1976
- 13 Edgerrin James, G1-13, 2005
- 12 Edgerrin James, G1-12, 2000
- 10 Edgerrin James, G4-13, 2004
- 9 Marshall Faulk, G6-14, 1998
- 9 Edgerrin James, G7-15, 1999
- 7 Tom Matte, G5-11, 1969
- 6 Raymond Berry, G5-10, 1960
- 6 Edgerrin James, G4-6-2001/G1-3-2002
- 5 Eric Dickerson, G14-16-1988/G1-2-1989
- 5 Marshall Faulk, G-14-16-1997/G1-2-1998
- 5 Edgerrin James, G14-16-2000/G1-2-2001
- 5 Edgerrin James, G10-14, 2003
- 4 Addai/Dickerson (2)/Dickey/Faulk/Harrison (5)/James/Mitchell (2)/Moore (2)

MOST CONSC. 100+ GAMES (ROOKIE)

- 9 Edgerrin James, G7-15, 1999
- 3 Marshall Faulk, G8-10, 1994
- 3 Tony Loric, G7-9, 1964
- 2 Addai/Ameche/Brooks/Harrison/McMillan/Moore/Rhodes

MOST 150+ GAMES (CAREER)

- 25 Edgerrin James, 1999-05
- 16 Lenny Moore, 1956-67
- 13 Marshall Faulk, 1994-98
- 12 Eric Dickerson, 1987-91
- 11 Lydell Mitchell, 1972-77
- 10 Marvin Harrison, 1996-07
- 8 Raymond Berry, 1955-67
- 7 Reggie Wayne, 2001-14
- 6 Albert Bentley, 1985-91
- 4 Jimmy Orr, 1961-70
- 4 Tom Matte, 1961-72
- 4 T.Y. Hilton, 2012-14
- 3 Addai/Ameche/Carr/Dickey/Rhodes/Washington

MOST 150+ GAMES (SEASON)

- 7 Edgerrin James, 2000
- 6 Marshall Faulk, 1998
- 5 Lenny Moore, 1958
- 5 Eric Dickerson, 1988
- 5 Edgerrin James, 2004
- 4 Eric Dickerson, 1989
- 4 Edgerrin James, 1999
- 3 (9 times) Last: T.Y. Hilton, 2014

MOST 150+ GAMES (ROOKIE)

- 4 Edgerrin James, 1999
- 3 Marshall Faulk, 1994
- 3 Dominic Rhodes, 2001
- 2 Alan Ameche, 1955
- 1 Addai/Brooks/McMillan/Moore

MOST 1,500+ SEASONS

- 5 Edgerrin James, 1999-00, 03-05
- 4 Marshall Faulk, 1994-95, 97-98
- 3 Lydell Mitchell, 1975-77
- 3 Marvin Harrison, 1999, 01-02
- 2 Eric Dickerson, 1988-89
- 1 Lenny Moore, 1958
- 1 Joe Washington, 1979
- 1 Curtis Dickey, 1983
- 1 Reggie Wayne, 2007

PCT. OF NET YARDAGE SEASONAL LEADERS

- 43.5 Marshall Faulk, 1998 (2227-5116)
- 41.8 Eric Dickerson, 1988 (2036-4870)
- 40.9 Marshall Faulk, 1994 (1804-4413)
- 38.8 Lydell Mitchell, 1977 (1779-4588)
- 38.6 Lydell Mitchell, 1975 (1737-4498)
- 37.5 Edgerrin James, 2000 (2303-6141)
- 37.4 Edgerrin James, 1999 (2139-5726)
- 33.9 Lydell Mitchell, 1974 (1301-3843)
- 33.8 Lenny Moore, 1958 (1536-4539)
- 33.7 Joe Washington, 1979 (1634-4846)
- 33.7 Lydell Mitchell, 1976 (1755-5236)
- 32.5 Joe Washington, 1978 (1333-4107)
- 32.0 Curtis Dickey, 1983 (1605-5018)

ADMINISTRATION
 COACHING STAFF
 FOOTBALL OPERATIONS
 BUSINESS OPERATIONS
 PLAYERS
 2014 SEASON IN REVIEW
 COLTS HISTORY
RECORDS
 COLTS IN THE COMMUNITY

**SACKS**

*(SINCE 1982)

MOST (CAREER)

111.0	Robert Mathis, 2003-13
107.5	Dwight Freeney, 2002-12
50.0	Duane Bickett, 1985-93
40.0	Donnell Thompson, 1981-91
37.0	Chad Bratzke, 1999-03

MOST (SEASON)

19.5	Robert Mathis, 2013
16.0	Dwight Freeney, 2004
13.5	Dwight Freeney, 2009
13.0	Dwight Freeney, 2002
12.0	Chad Bratzke, 1999
11.5	Johnnie Cooks, 1984
11.5	Robert Mathis, 2005
11.5	Robert Mathis, 2008
11.0	(4 times) Last: Robert Mathis, 2010

MOST (ROOKIE)

13.0	Dwight Freeney, 2002
11.0	Vernon Maxwell, 1983
6.5	Jonathan Newsome, 2014
6.0	Duane Bickett, 1985
5.0	Jon Hand, 1986
4.5	Ellis Johnson, 1995

MOST (GAME)

4.5	Johnnie Cooks at LA Raid, Nov. 25, 1984
4.0	Chip Banks vs. Cle, Sept. 6, 1992
4.0	Duane Bickett at NYJ, Nov. 1, 1987
3.5	Duane Bickett at N.E., Dec. 6, 1992
3.0	(20 times) Last: Robert Mathis at Jax, Sept. 29, 2013

MOST (ROOKIE-GAME)

3.0	Vernon Maxwell vs. Den, Sept. 11, 1983
2.0	(10 times) Last: Jonathan Newsome at Ten, Dec. 28, 2014

MOST GAMES SACKS (CAREER)

85	Robert Mathis, 2003-13
81	Dwight Freeney, 2002-12
38	Duane Bickett, 1985-93
38	Donnell Thompson, 1982-91
32	John Hand, 1986-93

MOST GAMES SACKS (SEASON)

12	Robert Mathis, 2013
11	Dwight Freeney, 2009
11	Robert Mathis, 2005
10	Dwight Freeney, 2002
9	Dwight Freeney, 2004
9	Dwight Freeney, 2005

MOST GAMES MULTI-SACKS (CAREER)

27	Robert Mathis, 2003-13
25	Dwight Freeney, 2002-12
10	Duane Bickett, 1986-93
10	Chad Bratzke, 1999-01
6	(4 times) Last: Ellis Johnson, 1997-01

MOST GAMES MULTI-SACKS (SEASON)

7	Robert Mathis, 2013
5	Chad Bratzke, 1999
5	Dwight Freeney, 2004
4	Robert Mathis, 2006
4	Robert Mathis, 2008
3	(14 times) Last: Jonathan Newsome, 2014

INTERCEPTIONS**MOST (CAREER)**

57	Bobby Boyd, 1960-68
37	Don Shinnick, 1957-68
34	Jerry Logan, 1963-72
34	Eugene Daniel, 1984-96
32	Andy Nelson, 1957-63
31	Rick Volk, 1967-75
27	Milt Davis, 1957-60
27	Mike Prior, 1987-92
25	Stan White, 1972-79
24	Bert Rechichar, 1953-59

MOST (SEASON)

11	Tom Keane, 1953
10	Milt Davis, 1957
10	Lyle Blackwood, 1977
9	Bobby Boyd, 1964
9	Bobby Boyd, 1965
8	Andy Nelson, 1958
8	Ray Brown, 1958
8	Bobby Boyd, 1968
8	Charlie Stukes, 1971
8	Stan White, 1975
8	Eugene Daniel, 1985
8	Ray Buchanan, 1994

MOST (ROOKIE)

10	Milt Davis, 1957
8	Ray Brown, 1958
7	Bobby Boyd, 1960
6	Rick Volk, 1967
6	Eugene Daniel, 1984

MOST (GAME)

3	Bert Rechichar vs. Chi, Sept. 27, 1953
3	Tom Keane at Phil, Nov. 15, 1953
3	Tom Keane at LA Rams, Dec. 4, 1954
3	Gary Glick at Was, Nov. 26, 1961
3	Jerry Logan at NYJ, Oct. 18, 1970
3	Jackie Wallace at N.E., Sept. 12, 1976
3	Lyle Blackwood vs. NYJ, Nov. 20, 1977
3	Eugene Daniel vs. G.B., Oct. 27, 1985
3	Leonard Coleman vs. N.O., Oct. 12, 1986
3	Mike Prior vs. Pho, Dec. 20, 1992

MOST (ROOKIE-GAME)

2	(15 times) Most: Milt Davis (3)/Ray Brown (3)/Bobby Boyd (2)/Last: Clint Session at S.D., Nov. 11, 2007
---	---------------------------------------------------------------------------------------------------------

MOST GAMES INTERCEPTIONS (CAREER)

48	Bobby Boyd, 1960-68
31	Jerry Logan, 1963-72
30	Eugene Daniel, 1984-96
29	Rick Volk, 1967-75
28	Don Shinnick, 1957-68
26	Andy Nelson, 1957-63
24	Mike Prior, 1987-92
21	Bert Rechichar, 1953-59
21	Milt Davis, 1957-60
20	Stan White, 1972-79

MOST GAMES INTERCEPTIONS (SEASON)

8	Bobby Boyd, 1964
7	Tom Keane, 1953
7	Milt Davis, 1957
7	Bobby Boyd, 1962, 65
7	Ray Buchanan, 1994
6	(Many times) Last: Mike Prior, 1992

MOST GAMES INTERCEPTIONS (ROOKIE)

7	Milt Davis, 1957
6	Eugene Daniel, 1984
5	Ray Brown, 1958
5	Bobby Boyd, 1960
5	Rick Volk, 1967

MOST CONSC. GAMES**INTERCEPTIONS (CAREER)**

5	Ray Buchanan, G10-14, 1994
4	Carl Taseff, G8-11, 1958
4	Don Shinnick, G11-12-1959/G1-2-1960
4	Charlie Stukes, G2-5, 1971
3	(24 times) Last: Ray Buchanan, G12-14, 1994

MOST CONSC. GAMES**INTERCEPTIONS (ROOKIE)**

3	Milt Davis, G1-3, 1957
3	Don Shinnick, G1-3, 1957
3	Eugene Daniel, G13-15, 1984
2	(Many times) Last: Jason David, G12-13, 2004

MOST GAMES 2+ INTERCEPTIONS (CAREER)

9	Bobby Boyd, 1960-68
9	Don Shinnick, 1957-68
6	Milt Davis, 1957-60
6	Andy Nelson, 1957-63
5	Stan White, 1972-79
4	Tom Keane, 1953-54
4	Charlie Stukes, 1967-72
3	Blackwood/Brown/Daniel/June/Thompson

MOST GAMES 2+ INTERCEPTIONS (ROOKIE)

3	Milt Davis, 1957
3	Ray Brown, 1958
2	Bobby Boyd, 1960
1	Braziel/Daniel/Eggers/Jones/Nelson/Session/Volk



MOST YARDS RETURNED (CAREER)

- 994 Bobby Boyd, 1960-68
- 518 Rick Volk, 1967-75
- 418 Eugene Daniel, 1984-96
- 410 Milt Davis, 1957-60
- 397 Jerry Logan, 1963-72
- 379 Bruce Laird, 1972-81
- 372 Lyle Blackwood, 1977-80
- 365 Andy Nelson, 1957-63
- 351 Mike Prior, 1987-92
- 348 Stan White, 1972-79

MOST YARDS RETURNED (SEASON)

- 225 Keith Taylor, 1989
- 221 Ray Buchanan, 1994
- 219 Milt Davis, 1957
- 199 Andy Nelson, 1958
- 185 Bobby Boyd, 1964
- 163 Bobby Boyd, 1962
- 163 Lyle Blackwood, 1977
- 160 Bobby Boyd, 1968
- 154 Rick Volk, 1968
- 149 Ray Brown, 1958

MOST YARDS RETURNED (ROOKIE)

- 219 Milt Davis, 1957
- 149 Ray Brown, 1958
- 145 Rick Volk, 1967
- 132 Bobby Boyd, 1960
- 94 James Burroughs, 1982

MOST YARDS RETURNED (GAME)

***ROOKIE**

- 121 *Milt Davis at Chi, Nov. 17, 1957
- 116 Andy Nelson vs. G.B., Nov. 2, 1958
- 113 Ray Buchanan at N.E., Dec. 11, 1994
- 107 Kelvin Hayden vs. Cin, Dec. 7, 2008
- 97 Eugene Daniel vs. NYJ, Oct. 29, 1995
- 94 *Rick Volk at Chi, Oct. 8, 1967
- 94 *James Burroughs at Min, Dec. 12, 1982
- 90 Rick Volk at S.F., Oct. 13, 1968
- 90 *Steve Emtman at Mia, Oct. 25, 1992
- 84 *Bobby Boyd vs. Det, Dec. 4, 1960

HIGHEST RETURN AVERAGE (CAREER-12 INT)

- 22.5 Jason Belser, 1992-00
- 22.2 Ray Buchanan, 1993-94
- 19.9 Bruce Laird, 1972-81
- 19.6 Lyle Blackwood, 1977-80
- 18.3 Ray Brown, 1958-60
- 17.4 Bobby Boyd, 1960-68
- 16.7 Rick Volk, 1967-75
- 15.2 Milt Davis, 1957-60
- 14.0 Don Shula, 1953-56

HIGHEST RETURN AVERAGE (SEASON-3 INT)

- 47.3 Eugene Daniel, 1995
- 45.0 Kelvin Hayden, 2008
- 36.5 Lyle Blackwood, 1978

HIGHEST RETURN AVERAGE (SEASON-3 INT) cont..

- 32.1 Keith Taylor, 1989
- 32.0 Gary Brackett, 2007
- 31.5 Jackie Wallace, 1975
- 30.3 Nick Harper, 2003
- 27.6 Ray Buchanan, 1994
- 25.7 Wendell Harris, 1965
- 25.7 Rick Volk, 1968

HIGHEST RETURN AVERAGE (ROOKIE-3 INT)

- 24.2 Rick Volk, 1967
- 21.9 Milt Davis, 1957
- 18.9 Bobby Boyd, 1960
- 18.6 Ray Brown, 1958
- 17.7 Jacob Lacey, 2009

HIGHEST RETURN AVERAGE (GAME-2INT) *ROOKIE

- 60.5 *Milt Davis at Chi, Nov. 17, 1957
- 58.0 Andy Nelson vs. G.B., Nov. 2, 1958
- 56.5 Ray Buchanan at N.E., Dec. 11, 1994
- 53.5 Kelvin Hayden vs. Cin, Dec. 7, 2008
- 42.0 *Bobby Boyd vs. Det, Dec. 4, 1960
- 41.0 Keith Taylor vs. Buf, Oct. 8, 1989
- 39.5 *Milt Davis at S.F., Dec. 8, 1957
- 37.0 Gary Brackett at Balt, Dec. 9, 2007
- 31.5 Wendell Harris vs. Det, Oct. 10, 1965
- 31.0 Darius Butler at Jax, Nov. 8, 2012
- 27.5 *Ray Brown vs. Chi, Oct. 4, 1958
- 27.5 Bobby Boyd vs. Atl, Dec. 1, 1968

LONGEST RETURN (*ROOKIE)

- 97t Eugene Daniel vs. NYJ, Oct. 29, 1995
- 94t *Rick Volk at Chi, Oct. 8, 1967
- 94t *James Burroughs at Min, Dec. 12, 1982
- 90t Rick Volk at S.F., Oct. 13, 1968
- 90t *Steve Emtman at Mia, Oct. 25, 1992
- 90t Ray Buchanan at N.E., Dec. 11, 1994
- 85t Kelvin Hayden vs. Cin, Dec. 7, 2008
- 83t Matt Giordano vs. N.O., Sept. 6, 2007
- 80t John Holt vs. S.D., Nov. 30, 1986
- 80t Keith Taylor vs. Buf, Oct. 8, 1989

MOST TOUCHDOWNS (CAREER)

- 5 Jerry Logan, 1963-72
- 4 Bobby Boyd, 1960-68
- 3 Milt Davis, 1957-60
- 3 Andy Nelson, 1957-63
- 3 Ray Buchanan, 1993-94
- 3 Eugene Daniel, 1984-96
- 3 Jason Belser, 1992-00
- 3 Kelvin Hayden, 2005-10
- 3 Darius Butler, 2012-14
- 2 Blackwood/Burris/Curtis/Haymond/June/Lyles/Wallace/White/Powers/Lacey

MOST TOUCHDOWNS (SEASON)

***ROOKIE**

- 3 Ray Buchanan, 1994
- 2 *Milt Davis, 1957
- 2 Jerry Logan, 1965, 70
- 2 Jackie Wallace, 1975
- 2 Lyle Blackwood, 1978
- 2 Jason Belser, 1996
- 2 Cato June, 2005
- 2 Kelvin Hayden, 2010

*ROOKIES with 1 (Braziel/Burroughs/ David/Emtman/Hutchins/Lacey/Volk)

CONSC. GAMES WITH TOUCHDOWNS

- 2 Ray Buchanan, G13-14, 1994

PUNTING

MOST (CAREER)

- 985 Rohn Stark, 1982-94
- 838 David Lee, 1966-78
- 577 Hunter Smith, 1999-08
- 435 Pat McAfee, 2009-14
- 277 Chris Gardocki, 1995-98
- 232 Tom Gilburg, 1961-65
- 119 Cotton Davidson, 1954, 57
- 99 Bucky Dilts, 1979
- 95 Ray Brown, 1958-60
- 82 Mike Bragg, 1980

MOST (SEASON)

- 99 Bucky Dilts, 1979
- 98 Rohn Stark, 1984
- 92 David Lee, 1978
- 91 Rohn Stark, 1983
- 88 Pat McAfee, 2011
- 86 David Lee, 1975
- 83 Rohn Stark, 1992, 93
- 82 David Lee, 1977
- 82 Mike Bragg, 1980
- 82 Rohn Stark, 1991

MOST (ROOKIE)

- 72 Cotton Davidson, 1954
- 64 Pat McAfee, 2009
- 58 Hunter Smith, 1999
- 54 Ray Brown, 1958
- 51 Dave Sherer, 1959
- 49 David Lee, 1966

MOST (GAME)

- 12 David Lee at NYJ, Sept. 25, 1977
- 12 Chris Gardocki at Buf, Oct. 6, 1996
- 11 Cotton Davidson at Chi, Oct. 10, 1954
- 11 Joe Don Looney at S.F., Nov. 29, 1964
- 11 David Lee at Mia, Nov. 11, 1973
- 11 David Lee at N.E., Oct. 19, 1975
- 10 Ray Brown at S.F., Dec. 18, 1960
- 10 David Lee at Buf, Dec. 1, 1974
- 10 David Lee at NYG, Dec. 7, 1975
- 10 Bucky Dilts at K.C., Sept. 2, 1979
- 10 Rohn Stark at Den, Dec. 11, 1983
- 10 Rohn Stark at LA Raid, Nov. 25, 1984
- 10 Rohn Stark at N.E., Oct. 2, 1988
- 10 Rohn Stark at N.E., Dec. 8, 1991

ADMINISTRATION

COACHING STAFF

FOOTBALL OPERATIONS

BUSINESS OPERATIONS

PLAYERS

2014 SEASON IN REVIEW

COLTS HISTORY

RECORDS

COLTS IN THE COMMUNITY



ADMINISTRATION

COACHING STAFF

FOOTBALL OPERATIONS

BUSINESS OPERATIONS

PLAYERS

2014 SEASON IN REVIEW

COLTS HISTORY

RECORDS

COLTS IN THE COMMUNITY

MOST (ROOKIE-GAME)

11	Cotton Davidson at Chi, Oct. 10, 1954
11	Joe Don Looney at S.F., Nov. 29, 1964
9	Ray Brown at Chi, Nov. 16, 1958
9	David Lee vs. LA Rams, Nov. 27, 1966
8	(3 times) Last: Cotton Davidson vs. Det., Nov. 6, 1954

MOST PUNT YARDS (CAREER)

43162	Rohn Stark, 1982-94
34019	David Lee, 1966-78
25040	Hunter Smith, 1999-08
19906	Pat McAfee, 2009-14
12403	Chris Gardocki, 1995-98

MOST PUNT YARDS (SEASON)

4383	Rohn Stark, 1984
4124	Rohn Stark, 1983
4098	Pat McAfee, 2011
3716	Rohn Stark, 1992
3657	Bucky Dilts, 1979
3595	Rohn Stark, 1993
3584	Rohn Stark, 1985
3583	Chris Gardocki, 1998
3520	Pat McAfee, 2012
3513	David Lee, 1978
3499	Pat McAfee, 2013
3492	Rohn Stark, 1991
3432	Rohn Stark, 1986

MOST PUNT YARDS (ROOKIE)

2837	Pat McAfee, 2009
2678	Cotton Davidson, 1954
2467	Hunter Smith, 1999
2233	David Lee, 1966
2132	Dave Sherer, 1959

MOST PUNT YARDS (GAME)

551	Chris Gardocki at Buf, Oct. 6, 1996
462	Rohn Stark at Den, Dec. 11, 1983
456	Rohn Stark at N.E., Oct. 2, 1988
451	Pat McAfee vs. Atl, Nov. 6, 2011
445	Joe Don Looney at S.F., Nov. 29, 1964
444	Rohn Stark at LA Raid, Nov. 25, 1984
440	Pat McAfee vs. Den, Oct. 20, 2013
425	Cotton Davidson at Chi, Oct. 10, 1954
423	Bucky Dilts at K.C., Sept. 2, 1979
413	Rohn Stark at N.E., Dec. 8, 1991
409	David Lee vs. LA Rams, Nov. 27, 1966
405	Ray Brown at Chi, Nov. 16, 1958

MOST PUNT YARDS (GAME-ROOKIE)

445	Joe Don Looney at S.F., Nov. 29, 1964
425	Cotton Davidson at Chi, Oct. 10, 1954
409	David Lee vs. LA Rams, Nov. 27, 1966
405	Ray Brown at Chi, Nov. 16, 1958
339	Pat McAfee vs. N.E., Nov. 15, 2009

HIGHEST AVERAGE (CAREER-75 MIN)

45.8	Pat McAfee, 2009-14
44.8	Chris Gardocki, 1995-98
43.8	Rohn Stark, 1982-94
43.4	Hunter Smith, 1999-08
41.4	Tom Gilburg, 1961-65

HIGHEST AVERAGE (CAREER-75 MIN)

cont...	
40.6	David Lee, 1966-78
39.4	Mike Garrett, 1981
39.2	Ray Brown, 1958-60
39.1	Mike Bragg, 1980
36.9	Bucky Dilts, 1979

HIGHEST AVERAGE (SEASON-32 MIN)

48.2	Pat McAfee, 2012
46.7	Pat McAfee, 2014
46.6	Pat McAfee, 2011
46.0	Pat McAfee, 2013
45.9	Rohn Stark, 1985
45.7	Chris Gardocki, 1996
45.6	David Lee, 1966
45.4	Chris Gardocki, 1998
45.3	Rohn Stark, 1983
45.3	Chris Gardocki, 1997
45.3	David Lee, 1969
45.2	Rohn Stark, 1986
45.2	Hunter Smith, 2004
44.8	Rohn Stark, 1992

HIGHEST AVERAGE (ROOKIE-32 MIN)

45.6	David Lee, 1966
44.4	Rohn Stark, 1982 (9-game season)
44.3	Pat McAfee, 2009
43.0	Tom Gilburg, 1961
42.5	Hunter Smith, 1999

HIGHEST AVERAGE (GAME-3 MIN)***ROOKIE**

57.7	Hunter Smith at Hou, Sept. 23, 2007
56.7	Pat McAfee vs. N.E., Nov. 16, 2014
56.5	Hunter Smith at K.C., Sept. 3, 2000
56.3	*David Lee vs. S.F., Sept. 25, 1966
56.2	Rohn Stark vs. Den, Oct. 13, 1985
55.4	Pat McAfee vs. K.C., Oct. 9, 2011
55.3	Pat McAfee vs. PHI, Sept. 15, 2014
54.5	Rohn Stark at N.E., Sept. 4, 1983
54.3	Hunter Smith vs. N.E., Nov. 2, 2008
54.0	Tom Gilburg vs. S.F., Oct. 3, 1965
53.7	*David Lee at Chi, Oct. 9, 1966
53.6	Pat McAfee vs. Min, Sept. 16, 2012

Other 50.0+ Rookie:

Lee at Min, Sept. 18, 1966;
Stark at S.D., Dec. 26, 1982;
Smith vs. Wash, Dec. 19, 1999

40.0+ GAMES (CAREER-3 PUNT MIN)

143	Rohn Stark, 1982-94
96	David Lee, 1966-78
89	Hunter Smith, 1999-08
76	Pat McAfee, 2009-14
46	Chris Gardocki, 1995-98
30	Tom Gilburg, 1961-65

40.0+ GAMES (SEASON-3 PUNT MIN)

16	Pat McAfee, 2011
15	Chris Gardocki, 1998
14	Rohn Stark, 1983
14	Pat McAfee, 2012
14	Pat McAfee, 2013

40.0+ GAMES (SEASON-3 PUNT MIN)

cont...	
14	Pat McAfee, 2014
13	Rohn Stark, 1984-85, 92-93
13	Hunter Smith, 2001
12	David Lee, 1979
12	Rohn Stark, 1986, 89-90
12	Chris Gardocki, 1997
11	Chris Gardocki, 1996
11	Hunter Smith, 2004
11	Pat McAfee, 2009

50.0+ GAMES (CAREER-3 PUNT MIN)

15	Rohn Stark, 1982-94
14	Hunter Smith, 1999-08
14	Pat McAfee, 2009-14
6	David Lee, 1966-78
4	Chris Gardocki, 1995-98
3	Tom Gilburg, 1961-65
1	Mike Garrett, 1981

50.0+ GAMES (SEASON-3 PUNT MIN)

5	Pat McAfee, 2012
3	Pat McAfee, 2014
3	David Lee, 1966
3	Rohn Stark, 1992
3	Hunter Smith (2), 2001,07
2	Tom Gilburg, 1962
2	Rohn Stark (2), 1983,93
2	Chris Gardocki, 1998
2	Hunter Smith (2), 2000,08
2	Pat McAfee, 2013

PUNTS BLOCKED (CAREER)

11	David Lee, 1966-78
7	Rohn Stark, 1982-94
5	Hunter Smith, 1999-08
3	Pat McAfee, 2009-14
2	Bragg/Dilts
1	Colquitt/Davidson

PUNTS BLOCKED (SEASON)

2	David Lee (3), 1973,77,78
2	Bucky Dilts, 1979
2	Mike Bragg, 1980
2	Rohn Stark (2), 1985,87
2	Hunter Smith, 1999

PUNTS BLOCKED (GAME)

2	David Lee at Mia, Nov. 11, 1973
---	---------------------------------

MOST TOUCHBACKS (CAREER)

111	Rohn Stark, 1982-94
79	David Lee, 1966-78
61	Hunter Smith, 1999-08
34	Pat McAfee, 2009-14
25	Chris Gardocki, 1995-98
11	Tom Gilburg, 1961-65
8	Ray Brown, 1958-60
5	Bragg/Davidson/Dilts

MOST TOUCHBACKS (SEASON)

14	Rohn Stark, 1985
13	Rohn Stark, 1993



MOST TOUCHBACKS (SEASON) cont...

- 12 David Lee, 1967
- 12 Rohn Stark, 1982
- 12 Hunter Smith, 2001

MOST TOUCHBACKS (ROOKIE)

- 12 Rohn Stark, 1982
- 8 Hunter Smith, 1999
- 6 Pat McAfee, 2009
- 4 Brown/Sherer

MOST TOUCHBACKS (GAME)

- 4 Rohn Stark at Buf, Oct. 20, 1985
- 4 Rohn Stark vs. Mia, Nov. 6, 1993
- 4 Rohn Stark at T.B., Sept. 11, 1994
- 3 (9 times) Stark (4)/Lee (2)/Davidson/Looney/Smith

MOST INSIDE 20 (CAREER, since 1976)

- 224 Rohn Stark, 1982-94
- 193 Hunter Smith, 1999-08
- 146 Pat McAfee, 2009-14
- 80 Chris Gardocki, 1995-98
- 56 David Lee, 1966-78

MOST INSIDE 20 (SEASON)

- 30 Pat McAfee, 2014
- 27 Pat McAfee, 2013
- 26 Hunter Smith, 2002
- 26 Pat McAfee, 2012
- 24 Rohn Stark, 1990
- 23 Rohn Stark, 1986
- 23 Chris Gardocki (2), 1996,98
- 23 Hunter Smith (2), 2005,08
- 22 Mike Bragg, 1980
- 22 Rohn Stark (2), 1992,94
- 21 (8 times) Last: Pat McAfee, 2011

MOST INSIDE 20 (GAME)

- 6 Pat McAfee vs. Den, Oct. 20, 2013
- 5 David Lee at St.L., Dec. 4, 1976
- 5 Rohn Stark at N.E., Nov. 11, 1990

LONGEST PUNTS

- 76 David Lee at NYG, Oct. 17, 1971
- 72 Rohn Stark at Mia, Sept. 23, 1984
- 72 Chris Gardocki at S.D., Oct. 27, 1997
- 69 Rohn Stark at Buf, Dec. 2, 1984
- 69 Chris Gardocki at Buf, Sept. 17, 1995 (twice)
- 69 Hunter Smith vs. Balt, Oct. 13, 2002
- 68 David Lee vs. N.O., Dec. 10, 1967
- 68 Rohn Stark at Den, Dec. 11, 1983
- 68 Rohn Stark vs. Den, Oct. 13, 1985
- 67 David Lee at Sea, Nov. 12, 1978
- 67 Rohn Stark at Buf, Sept. 18, 1983

LONGEST PUNTS (ROOKIE)

- 64 Joe Don Looney at Det, Oct. 25, 1964
- 64 David Lee vs. S.F., Sept. 25, 1966
- 64 David Lee at LA Rams, Oct. 30, 1966
- 62 Joe Don Looney at LA Rams, Nov. 22, 1964
- 61 Tom Gilburg vs. LA Rams, Sept. 17, 1961
- 61 Hunter Smith vs. Wash, Dec. 19, 1999

PUNT RETURNS MOST (CAREER)

- 156 Clarence Verdin, 1988-93
- 119 Terrence Wilkins, 1999-01, 03, 06
- 112 Carl Taseff, 1953-61
- 109 Howard Stevens, 1975-77
- 108 Alvin Haymond, 1964-67
- 83 Rick Volk, 1967-75
- 78 Nesby Glasgow, 1979-87
- 74 Troy Walters, 2002-05
- 71 Bert Rechichar, 1953-59
- 64 Jerry Logan, 1963-72
- 60 Bruce Laird, 1972-81

MOST (SEASON) *ROOKIE

- 44 *Nesby Glasgow, 1979
- 42 *Dewell Brewer, 1994
- 41 Alvin Haymond, 1965
- 41 *Terrence Wilkins, 1999
- 40 Alvin Haymond, 1966
- 40 Robbie Martin, 1985
- 39 Howard Stevens, 1976
- 36 Howard Stevens, 1975
- 35 Troy Walters, 2002
- 34 *Bruce Laird, 1972
- 34 Howard Stevens, 1977
- 31 Clarence Verdin, 1990

MOST (GAME)

- 9 Nesby Glasgow at K.C., Sept. 2, 1979
- 8 Howard Stevens vs. T.B., Oct. 3, 1976
- 7 Alvin Haymond vs. Det, Oct. 10, 1965
- 7 Alvin Haymond vs. LA Rams, Nov. 27, 1966
- 7 Larry Anderson vs. Den, Sept. 11, 1983
- 7 Robbie Martin at S.F., Oct. 5, 1986
- 6 (10 times) Last: Jamie Silva vs. S.F., Nov. 1, 2009

MOST (ROOKIE-GAME)

- 9 Nesby Glasgow at K.C., Sept. 2, 1979
- 6 Bruce Laird vs. Buf, Dec. 3, 1972
- 5 (9 times) Last: Nate Jacquet at NYJ, Dec. 14, 1997
- 4 (24 times) Last: T.Y. Hilton vs. Buf, Nov. 25, 2012

MOST YARDAGE (CAREER)

- 1537 Clarence Verdin, 1988-93
- 1065 Terrence Wilkins, 1999-01, 03, 06
- 1012 Howard Stevens, 1975-77
- 911 Alvin Haymond, 1964-67
- 826 Carl Taseff, 1953-61
- 643 Nesby Glasgow, 1979-87
- 594 Jerry Logan, 1963-72
- 587 Troy Walters, 2002-05
- 552 Robbie Martin, 1985-86
- 521 Rick Volk, 1967-75
- 459 T.Y. Hilton 2012-14
- 405 Bruce Laird, 1972-81
- 405 Ron Gardin, 1970-71

MOST YARDAGE (SEASON) *ROOKIE

- 443 Robbie Martin, 1985
- 403 Alvin Haymond, 1965
- 396 Howard Stevens, 1975
- 396 Clarence Verdin, 1990
- 388 *Terrence Wilkins, 1999
- 352 *Nesby Glasgow, 1979
- 347 Alvin Haymond, 1966
- 339 *Dewell Brewer, 1994
- 330 *Ron Gardin, 1970
- 315 Howard Stevens, 1976
- 303 *Bruce Laird, 1972
- 300 *T.Y. Hilton, 2012

MOST YARDS (GAME)

- 148 Carl Taseff at GBM, Oct. 14, 1956
- 141 Ray Buchanan vs. S.D., Nov. 3, 1996
- 124 Clarence Verdin at N.E., Nov. 11, 1990
- 111 T.Y. Hilton, vs. Buf, Nov. 25, 2012
- 110 Ron Gardin vs. Mia, Nov. 1, 1970
- 107 Dewell Brewer vs. Mia, Dec. 18, 1994
- 106 Robbie Martin vs. Mia, Nov. 17, 1985
- 102 Marvin Harrison at NYJ, Sept. 8, 1996
- 97 Alvin Haymond vs. S.F., Sept. 25, 1966
- 97 Clarence Verdin at Mia, Oct. 25, 1992
- 96 Clarence Verdin vs. N.E., Nov. 15, 1992

MOST YARDS (GAME-ROOKIE)

- 111 T.Y. Hilton vs. Buf, Nov. 25, 2012
- 110 Ron Gardin vs. Mia, Nov. 1, 1970
- 107 Dewell Brewer vs. Mia, Dec. 18, 1994
- 102 Marvin Harrison at NYJ, Sept. 8, 1996
- 87 Leonard Dunlap vs. NYJ, Sept. 19, 1971
- 75 Nesby Glasgow at N.E., Nov. 18, 1979

HIGHEST AVERAGE (CAREER-30 MIN)

- 13.5 Ron Gardin, 1970-71
- 10.7 T.Y. Hilton, 2012-14
- 9.9 Clarence Verdin, 1988-93
- 9.7 Robbie Martin, 1985-86
- 9.3 Howard Stevens, 1975-77
- 9.2 Jerry Logan, 1963-72
- 9.1 T.J. Rushing, 2006-09
- 8.9 Terrence Wilkins, 1999-01, 03, 06
- 8.6 Griff Whalen, 2013-14
- 8.4 Alvin Haymond, 1964-67
- 8.2 Nesby Glasgow, 1979-87

HIGHEST AVERAGE (SEASON-14 MIN)

- 13.1 T.J. Rushing, 2007
- 12.9 Clarence Verdin, 1989
- 12.8 Clarence Verdin, 1990
- 12.6 Wendell Harris, 1964

ADMINISTRATION

COACHING STAFF

FOOTBALL OPERATIONS

BUSINESS OPERATIONS

PLAYERS

2014 SEASON IN REVIEW

COLTS HISTORY

RECORDS

COLTS IN THE COMMUNITY



ADMINISTRATION

HIGHEST AVERAGE (SEASON-14 MIN)

11.8	Ron Gardin, 1970
11.5	T.Y. Hilton, 2012
11.2	Clarence Verdin, 1992
11.1	Robbie Martin, 1985
11.0	Howard Stevens, 1975
10.9	Clarence Verdin, 1988
10.4	Terrence Wilkins, 2001

HIGHEST AVERAGE (ROOKIE-14 MIN)

11.8	Ron Gardin, 1970
11.5	T.Y. Hilton, 2012
10.0	Jerry Logan, 1963
9.8	Marvin Harrison, 1996
9.5	Terrence Wilkins, 1999
8.9	Bruce Laird, 1972

HIGHEST AVERAGE (GAME-2 MIN)***ROOKIE**

47.0	T.J. Rushing at Oak, Dec. 16, 2007
37.5	Ron Gardin vs. NYJ, Sept. 19, 1971
37.0	Carl Taseff at GBM, Oct. 14, 1956
36.7	*Ron Gardin vs. Mia, Nov. 1, 1970
32.3	Clarence Verdin at Mia, Oct. 25, 1992
32.0	Alvin Haymond at Min, Nov. 14, 1965
28.2	Ray Buchanan vs. S.D., Nov. 3, 1996
28.0	*Terrence Wilkins at NYG, Nov. 14, 1999
27.8	*T.Y. Hilton vs. Buf, Nov. 25, 2012
27.3	Terrence Wilkins vs. Jax, Sept. 24, 2006
26.8	*Dewell Brewer vs. Mia, Dec. 18, 1994

MOST FAIR CATCHES (CAREER)

56	Rick Volk, 1967-75
54	Clarence Verdin, 1988-93
53	Troy Walters, 2002-05
47	Terrence Wilkins, 1999-01, 03, 06
38	T.J. Rushing, 2006-009
34	Nesby Glasgow, 1979-87
30	T.Y. Hilton, 2012-14
25	Mike Prior, 1987-92
24	Griff Whalen, 2013-14
23	Howard Stevens, 1975-77
22	Alvin Haymond, 1964-67
22	Griff Whalen, 2013-14
20	Ron Gardin, 1970-71

MOST FAIR CATCHES (SEASON)***ROOKIE**

25	Troy Walters, 2005
22	T.J. Rushing, 2009
20	*Ron Gardin, 1970
20	Rick Volk, 1971
18	*T.Y. Hilton, 2012
17	Clarence Verdin, 1993
17	*Terrence Wilkins, 1999
17	Griff Whalen, 2014
15	Nesby Glasgow, 1980
15	Troy Walters, 2002
14	T.J. Rushing, 2007
14	*Blair White, 2010

COACHING STAFF

FOOTBALL OPERATIONS

BUSINESS OPERATIONS

PLAYERS

2014 SEASON IN REVIEW

COLTS HISTORY

RECORDS

COLTS IN THE COMMUNITY

MOST FAIR CATCHES (GAME) *ROOKIE

6	Griff Whalen vs. Cin, Oct. 19, 2014
5	*T.Y. Hilton vs. G.B., Oct. 7, 2012
4	Timmy Brown at NYG, Nov. 2, 1968
4	*Ron Gardin at Mia, Nov. 22, 1970
4	*Marvin Harrison at Buf, Oct. 6, 1996
4	*Brad Pyatt vs. Hou, Oct. 26, 2003
3	(30 times) Last: Griff Whalen at Jax, Sept. 21, 2014

*ROOKIE: Blair White vs. Ten, Jan. 2, 2011

LONGEST RETURN (*ROOKIE)

90t	Carl Taseff at GBM, Oct. 14, 1956
90t	T.J. Rushing at Oak, Dec. 16, 2007
84t	Clarence Verdin at Mia, Oct. 25, 1992
82t	Ray Buchanan vs. S.D., Nov. 3, 1996
82t	Terrence Wilkins vs. Jax, Sept. 24, 2006
80t	*Ron Gardin vs. Mia, Nov. 1, 1970
78t	Terrence Wilkins at NYJ, Sept. 9, 2001
75t	*Nesby Glasgow at N.E., Nov. 18, 1979
75t	*Dewell Brewer vs. Mia, Dec. 18, 1994
75t	*T.Y. Hilton vs. Buf, Nov. 25, 2012
73t	Clarence Verdin at Cle, Sept. 19, 1988

MOST TOUCHDOWNS (CAREER)

4	Clarence Verdin, 1988-93
3	Terrence Wilkins, 1999-01, 03, 06
2	Carl Taseff, 1953-62
1	Brewer/Gardin/Glasgow/Hilton/Logan/Martin/Rushing

MOST TOUCHDOWNS (SEASON)

2	Clarence Verdin, 1992
---	-----------------------

KICKOFF RETURNS MOST (CAREER)

176	Terrence Wilkins, 1999-01, 03, 06
169	Clarence Verdin, 1988-93
153	Aaron Bailey, 1994-98
148	Albert Bentley, 1985-91
137	Bruce Laird, 1972-81
131	Dominic Rhodes, 2001-06, 08, 10
84	Nesby Glasgow, 1979-87
67	Larry Anderson, 1982-84
62	Tom Matte, 1961-72
61	Troy Walters, 2002-05

MOST (SEASON)

55	Aaron Bailey, 1997
53	Troy Walters, 2002
52	Terrence Wilkins, 2006
51	Terrence Wilkins, 1999
50	Nesby Glasgow, 1979
50	Clarence Verdin, 1993
48	Dominic Rhodes, 2004
44	Terrence Wilkins, 2001
43	Aaron Bailey, 1996
41	Marshall Johnson, 1978
41	Dominic Rhodes, 2005

MOST (ROOKIE)

51	Terrence Wilkins, 1999
50	Nesby Glasgow, 1979
31	Joe Lefeged, 2011
29	Bruce Laird, 1972
22	Pierre Garcon, 2008
20	Bake Turner, 1962
20	Kim Anderson, 1980
20	Kevin Williams, 1981

MOST (GAME)

9	Brandon James vs. S.D., Nov. 28, 2010
8	Aaron Bailey at S.D., Oct. 26, 1997
8	Terrence Wilkins at Balt, Dec. 2, 2001
8	Dominic Rhodes at K.C., Oct. 31, 2004
7	Nesby Glasgow at N.E., Nov. 18, 1979
7	Albert Bentley at NYJ, Dec. 10, 1988
7	Mark Stock vs. S.D., Nov. 3, 1996
7	Nate Jacquet at Min, Dec. 21, 1997
7	Troy Walters vs. NYG, Dec. 22, 2002
7	Dominic Rhodes vs. S.D., Dec. 18, 2005

MOST (ROOKIE-GAME)

9	Brandon James vs. S.D., Nov. 28, 2010
7	Nesby Glasgow at N.E., Nov. 18, 1979
7	Nate Jacquet at Min, Dec. 21, 1997
6	Bruce Laird vs. NYJ, Sept. 24, 1972
6	Nesby Glasgow vs. N.E., Oct. 28, 1979
6	Stacey Simmons at Phi, Sept. 30, 1990
6	Dominic Rhodes at K.C., Oct. 25, 2001
6	Pierre Garcon at Ten, Oct. 27, 2008

MOST YARDAGE (CAREER)

4017	Terrence Wilkins, 1999-01, 03, 06
3501	Aaron Bailey, 1994-98
3420	Clarence Verdin, 1988-93
3406	Bruce Laird, 1972-81
3175	Albert Bentley, 1985-91
3062	Dominic Rhodes, 2001-06, 08, 10
1904	Nesby Glasgow, 1979-87
1369	Jim Duncan, 1969-71
1367	Tom Matte, 1961-72
1351	Larry Anderson, 1982-84

MOST YARDAGE (SEASON)

1272	Terrence Wilkins, 2006
1206	Aaron Bailey, 1997
1188	Dominic Rhodes, 2004
1150	Troy Walters, 2002
1134	Terrence Wilkins, 1999
1126	Nesby Glasgow, 1979
1050	Clarence Verdin, 1993
1041	Aaron Bailey, 1996
1007	Terrence Wilkins, 2001
927	Marshall Johnson, 1978

MOST YARDAGE (ROOKIE)

1134	Terrence Wilkins, 1999
1126	Nesby Glasgow, 1979

**MOST YARDAGE (ROOKIE)** cont...

- 843 Bruce Laird, 1972
578 Joe Lefeged, 2011
544 Brad Pyatt, 2003
504 Bake Turner, 1962

MOST YARDAGE (GAME)

- 236 Dominic Rhodes vs. S.D.,
Dec. 26, 2004
213 Aaron Bailey vs. Sea, Sept. 14, 1997
199 Aaron Bailey at Cin, Dec. 22, 1996
195 Alvin Haymond vs. Phi, Nov. 21, 1965
188 Troy Walters vs. NYG, Dec. 22, 2002
182 Dominic Rhodes at K.C.,
Oct. 31, 2004

MOST YARDAGE (GAME-ROOKIE)

- 181 Bruce Laird vs. NYJ, Sept. 24, 1972
177 Brad Pyatt at T.B., Oct. 6, 2003
155 Lenny Lyles vs. Was, Oct. 26, 1958
153 Terrence Wilkins vs. Mia,
Oct. 10, 1999
150 Pierre Garcon at Ten, Oct. 27, 2008
150 Brandon James vs. S.D.,
Nov. 28, 2010

HIGHEST AVERAGE (CAREER-30 MIN)

- 32.6 Jim Duncan, 1969-71
27.9 Johnny Sample, 1958-60
27.5 Buddy Young, 1953-55
27.4 Lenny Lyles, 1958, 61-69
26.8 Preston Pearson, 1967-68
26.5 Cotton Speyrer, 1972-74
26.4 Alvin Haymond, 1964-67
25.6 Tony Lorick, 1964-67
24.9 Bruce Laird, 1972-81
24.1 Lenny Moore, 1956-67

HIGHEST AVERAGE (SEASON-14 MIN)

- 35.4 Jim Duncan, 1970
35.1 Preston Pearson, 1968
32.0 Josh Cribbs, 2014
30.7 Alvin Haymond, 1965
29.5 Jim Duncan, 1969
29.2 Cotton Speyrer, 1973
29.1 Bruce Laird, 1972
28.8 Johnny Sample, 1960
28.6 Brad Pyatt, 2003
26.9 Johnny Sample, 1959
26.3 Joe Washington, 1978
26.3 Bruce Laird, 1974

HIGHEST AVERAGE (ROOKIE-14 MIN)

- 29.1 Bruce Laird, 1972
28.6 Brad Pyatt, 2003
25.4 Dominic Rhodes, 2001
25.2 Bake Turner, 1962
24.6 Joe Don Looney, 1964

HIGHEST AVERAGE (GAME-2 MIN)

- 66.0 Aaron Bailey at Jax, Dec. 10, 1995
63.5 Preston Pearson at S.F.,
Oct. 13, 1968
62.0 Cotton Speyrer vs. Buf,
Nov. 25, 1973

HIGHEST AVERAGE (GAME-2 MIN) cont...

- 59.5 Johnny Sample vs. Chi, Oct. 2, 1960
58.5 Lenny Lyles vs. Chi, Oct. 4, 1958
56.0 Joe Washington at N.E.,
Sept. 18, 1978
53.0 Deji Karim vs. Hou, Dec. 30, 2012
51.7 Lenny Lyles vs. Was, Oct. 26, 1958
47.5 Bruce Laird at N.E., Nov. 6, 1972
46.7 Jim Duncan at Mia, Nov. 22, 1970
46.3 Ronald Humphrey at Pit,
Sept. 18, 1994

LONGEST RETURNS

- 104t Buddy Young at Phi, Nov. 15, 1953
103t Lenny Lyles vs. Chi, Oct. 4, 1958
102t Preston Pearson at Det, Nov. 10, 1968
101t Lenny Lyles vs. Was, Oct. 26, 1958
101t Cotton Speyrer vs. Buf, Nov. 25, 1973
101t Deji Karim vs. Hou, Dec. 30, 2012

MOST TOUCHDOWNS (CAREER)

- 2 Lenny Lyles, 1958, 61-69
2 Preston Pearson, 1967-68
2 Jim Duncan, 1969-71
2 Aaron Bailey, 1994-97
2 Dominic Rhodes, 2001-06,08,10

MOST TOUCHDOWNS (SEASON)

- 2 Lenny Lyles, 1958
2 Preston Pearson, 1968

TOUCHDOWNS ON OPENING KICKOFF COLTS

- 104 Buddy Young at Phi, Nov. 11, 1953
96 Preston Pearson at S.F.,
Oct. 13, 1968
95 Ronald Humphrey at Pit,
Sept. 18, 1994
95 Aaron Bailey at Jax, Dec. 10, 1995

OPPONENTS

- 99 Allen Carter vs. N.E., Dec. 21, 1975
99 Jacoby Ford at Oak, Dec. 26, 2010
95 Sammy Martin vs. N.E.,
Nov. 27, 1988
89 Darren Sproles at S.D., Nov. 11, 2007
84 Jerome Mathis at Hou,
Sept. 23, 2007

LONGEST NON-SCORING RETURN

- Colts:** 90 Kendall Williams at Cin,
Oct. 2, 1983
90 Brad Pyatt at T.B., Oct. 6, 2003
Opp: 96 Joe Arenas at S.F., Dec. 16, 1956

FUMBLES**MOST RECOVERIES (SEASON)**

- 6 Barney Poole, 1953
6 Stan White, 1973

MOST RECOVERIES (GAME)

- 2 (22 times) Last: Josh Mallard vs. Dal,
Nov. 17, 2002

MOST CONSECUTIVE GAMES**RECOVERIES**

- 3 Fred Cook, G8-10, 1975
2 (41 times) Last: D'Qwell Jackson,
G11-12, 2014

LONGEST FUMBLE RETURNS

- 95t Chukie Nwokorie at NYJ, Sept. 9, 2001
78t Quentin Coryatt at Pit, Sept. 18, 1994
75t Tony Bennett vs. Hou, Sept. 4, 1994
68t Gary Brackett at Hou, Oct. 5, 2008
64t Stan White vs. Buf, Dec. 12, 1976
60t Larry Tripplett vs. Ten, Dec. 4, 2005
56t Rodney Culver vs. Mia, Sept. 5, 1993
54t Chris Goode vs. Mia, Oct. 28, 1990
52t Johnie Cooks at N.E., Sept. 4, 1983
49t Fred Cook vs. NYJ, Nov. 16, 1975
48t Bernard Halsey vs. Buf, Dec. 11, 2000
47t Jamaal Anderson vs. Pit,
Sept. 25, 2011
44t Derrel Luce at Pit, Dec. 9, 1978
41t Larry Anderson vs. Den,
Sept. 11, 1983

ADMINISTRATION

COACHING
STAFFFOOTBALL
OPERATIONSBUSINESS
OPERATIONS

PLAYERS

2014 SEASON
IN REVIEWCOLTS
HISTORY

RECORDS

COLTS IN THE
COMMUNITY



COLTS LARGEST COMEBACKS

Deficit	Date	Opponent	Trailed/Qtr.	Result
*28	1/4/14	Kansas City	10-38/3rd	W 45-44
21	11/9/75	@ Buffalo	7-28/2nd	W 42-35
21	9/10/95	@ N.Y. Jets	3-24/3rd	W 27-24 OT
21	10/8/95	@ Miami	3-24/3rd	W 27-24 OT
21	10/6/03	@ Tampa Bay	14-35/4th	W 38-35 OT
20	11/30/58	San Francisco	7-27/3rd	W 35-27
18	12/18/77	New England	3-21/3rd	W 30-24
18	10/9/77	Miami	10-28/2nd	W 45-28
18	9/15/96	@ Dallas	3-21/2nd	W 25-24
18	10/7/12	Green Bay	3-21/3rd	W 30-27
18	11/3/13	@ Houston	6-24/3rd	W 27-24
17	10/12/58	@ Green Bay	0-17/2nd	W 24-17
17	11/29/70	Chicago	0-17/2nd	W 21-20
17	12/27/92	@ Cincinnati	0-17/3rd	W 21-17
17	10/17/05	St. Louis	0-17/2nd	W 45-28
17	10/5/08	@ Houston	10-27/4th	W 31-27
17	11/15/09	New England	14-31/4th	W 35-34
17	11/29/09	@ Houston	0-17/2nd	W 35-27

*Postseason

COLTS LARGEST LEADS LOST

Lead	Date	Opponent	Ahead / Qtr.	Result
26	9/21/97	@ Buffalo	26-0/2nd	L 35-37
24	10/20/57	@ Detroit	27-3/3rd	L 27-31
21	10/27/57	Green Bay	21-0/4th	L 21-24
21	10/18/98	@ San Francisco	21-0/2nd	L 31-34
21	9/19/99	@ New England	28-7/2nd	L 28-31
21	9/10/00	Oakland	21-0/2nd	L 31-38
19	12/11/83	@ Denver	19-0/4th	L 19-21
17	9/9/79	Tampa Bay	17-0/2nd	L 26-29
17	10/9/88	@ Buffalo	17-0/2nd	L 23-34
17	10/9/11	Kansas City	24-7/2nd	L 24-28
14	10/1/78	Philadelphia	14-0/4th	L 14-17
14	12/8/91	@ New England	17-3/3rd	L 17-23 OT
14	9/18/94	@ Pittsburgh	14-0/2nd	L 21-31
14	10/23/94	Washington	17-3/2nd	L 27-41
14	11/29/98	@ Baltimore	24 -10/2nd	L 31-38
14	12/6/98	@ Atlanta	21-7/2nd	L 21-28
14	11/18/01	@ New Orleans	14-0/1st	L 20-34
14	12/3/06	@ Tennessee	14-0/2nd	L 17-20





TEAM RECORDS

WON-LOSS-TIE

MOST WINS (SEASON)

14	2005	11	1976
14	2009	11	2012
13	1968	11	2013
13	1999	11	2014
13	2007	10	1965
12	1964	10	1971
12	2003	10	1975
12	2004	10	1977
12	2006	10	2000
12	2008	10	2002
11	1967	10	2010
11	1970		

MOST CONSECUTIVE WINS

23	11/2/08 vs. N.E. to 12/17/09 at Jax
13	9/11/05 at Balt to 12/11/05 at Jax
11	9/20/64 at G.B. to 11/29/64 vs. S.F.
11	10/26/75 at N.Y.J. to 9/19/76 vs. Cin
11	10/17/99 at N.Y.J. to 12/26/99 at Cle

MOST CONSECUTIVE HOME WINS

13	10/12/08 vs. Balt to 12/13/09 vs. Den
12	1/1/06 vs. Ariz to 10/7/07 vs. T.B.
11	11/8/04 vs. Min to 12/4/05 vs. Ten

MOST CONSECUTIVE ROAD WINS

11	11/9/08 at Pit to 12/17/09 at Jax
7	9/23/68 at Atl to 12/15/68 at L.A. Rams
7	9/11/05 at Balt to 12/11/05 at Jax

MOST CONSECUTIVE GAMES WITHOUT LOSS

23	11/2/08 vs. N.E. to 12/17/09 at Jax
15	12/18/66 at S.F. to 12/10/67 vs. N.O.

MOST LOSSES (SEASON)

15	1991
----	------

MOST CONSECUTIVE LOSSES

14	9/13/81 vs. Buf to 12/13/81 at Was
----	------------------------------------

MOST CONSECUTIVE HOME LOSSES

9	9/22/74 vs. G.B. to 10/12/75 vs. Buf
---	--------------------------------------

MOST CONSECUTIVE ROAD LOSSES

12	9/20/81 at Den to 12/26/82 at S.D.
----	------------------------------------

MOST TIED GAMES (SEASON)

2	1967
---	------

MOST CONSECUTIVE TIES

2	10/15/67 vs. L.A. Rams to 10/22/67 at Min
---	-------------------------------------------

SCORING

COLTS (SEASON)

MOST		FEWEST	
522	2004	113	1982
458	2014	131	1954
450	2007	143	1991
447	2003	182	1953
439	2005	189	1993

OPP (SEASON)

MOST		FEWEST	
533	1981	140	1971
486	2001	144	1968
444	1998	198	1967
430	2011	203	1958
421	1978	221	1977
414	1984		

COLTS MOST (QUARTER)

31	vs. Mia 12/14/97
28	(7 times)
27	(3 times)
24	(7 times)
23	at Balt 12/9/07

OPP MOST (QUARTER)

28	vs. Cle	12/1/91
28	at St.L	12/30/01
28	at Pit	10/26/14
27	at N.E.	11/18/79
25	vs. Mia	10/10/99

COLTS MOST (HALF)

45	vs. Den	10/31/88 (1)
42	vs. LA Rams	11/25/56 (2)
38	vs. GBM	10/13/57 (2)
37	at Balt	12/9/07 (1)
35	(9 times)	

OPP MOST (HALF)

38	at Chi	10/21/56 (2)
37	vs. Chi	11/25/62 (2)
37	at N.E.	11/23/80 (2)
35	vs. NYJ	11/3/85 (1)
35	at St.L	12/30/01 (1)
35	at Pit	10/26/14 (1)

COLTS MOST (GAME)

58	vs. Buf	12/12/76
56	vs. LA Rams	11/25/56
56	vs. G.B.	11/2/58
55	vs. Den	10/31/88
55	at N.O.	9/28/03

OPP MOST (GAME)

62	at N.O.	10/23/11
59	at N.E.	11/18/12
58	at Chi	10/21/56
57	vs. Chi	11/25/62
52	at Min	9/28/69
51	at Pit	10/26/14
50	vs. N.E.	11/18/84

LARGEST VICTORY MARGIN

56	vs. G.B.	11/2/58
52	vs. Chi	9/27/64
44	vs. Atl	12/1/68
43	at Buf	10/10/71
42	at Atl	11/12/67
41	vs. Mia	12/14/97

LARGEST DEFEAT MARGIN

57	vs. Chi	11/25/62
55	at N.O.	10/23/11
48	vs. LA Rams	9/26/54
44	at Mia	11/11/73
43	at LA Rams	12/5/53
42	(2 times)	
35	at N.E.	11/18/12
35	at Dal	12/21/14

MOST POINTS BOTH TEAMS

89	vs. Chi	10/4/58
85	at Chi	10/21/56
85	at Pit	10/26/14
83	at N.E.	11/18/12
82	at Cin	11/20/05
80	at K.C.	10/31/04
79	at Buf	11/9/75
79	vs. G.B.	11/16/97
78	(3 times)	

FEWEST POINTS BOTH TEAMS

6	vs. Buf	12/1/74
6	vs. NYJ	10/11/87
6	at N.E.	12/6/92
9	vs. NYJ	10/11/92

MOST SHUTOUTS (SEASON)

COLTS	3	1968/1971
OPP	3	1972

MOST CONS. SHUTOUTS (OPP)

2	(9/4 - 9/10/78)
2	(11/21 - 11/28/82)
2	(11/1 - 11/8/92)

COLTS MOST CONS. GAMES SCORING

336	1/2/94	to present
104	10/24/54	to 11/18/62
90	12/12/65	to 10/8/72
61	11/27/83	to 11/15/87
55	11/29/87	to 9/8/91

OPP MOST CONS. GAMES SCORING

176	12/21/97	to 12/18/08
161	11/1/76	to 10/4/87
85	9/13/09	to 10/19/14
81	12/13/92	to 12/14/97
68	10/31/88	to 11/29/92
65	9/27/53	to 10/26/58

TOUCHDOWNS COLTS (SEASON)

MOST		FEWEST	
66	2004	12	1982
54	1964/07	14	1954
53	1958/14	14	1991
53	2005/09	16	1993
52	1975	22	1974

ADMINISTRATION

COACHING STAFF

FOOTBALL OPERATIONS

BUSINESS OPERATIONS

PLAYERS

2014 SEASON IN REVIEW

COLTS HISTORY

RECORDS

COLTS IN THE COMMUNITY



OPP (SEASON)

MOST	FEWEST
68 1981	16 1968
57 2001	18 1971
54 1978	21 1967
52 1998	25 1966
50 1984	25 1970

COLTS MOST (GAME)

8 vs. LA Rams	11/25/56
8 vs. G.B.	11/2/58
7 (10 times)	
6 (27 times)	

OPP MOST (GAME)

8 at Chi	10/21/56
8 vs. Chi	11/25/62
8 at N.O.	10/23/11
8 at N.E.	11/18/12
7 at Min	9/28/69
7 at Pit	10/26/14
6 (23 times)	

COLTS RUSH TDS (SEASON)

MOST	FEWEST
29 1964	3 1991
28 1975	4 1954
26 1976	4 1982
24 1958	4 1993
23 1971/88	7 53/66/98

OPP RUSH TDS (SEASON)

MOST	FEWEST
30 1981	5 1967
23 1991	6 1968
21 1953	6 1970
21 1954	6 1987
21 1978	7 1966

COLTS MOST RUSHING (GAME)

5 at Det 1	0/19/58
5 vs. Was	11/2/69
5 vs. Hou	11/1/76
5 vs. Buf	10/6/85
5 vs. Den	10/31/88
4 (16 times) Last: vs. Phi	11/26/06

OPP MOST RUSHING (GAME)

5 vs. Cle	11/1/59
5 vs. Oak	9/10/00
4 (11 times) Last: vs. NE	11/16/14

COLTS PASS TDS (SEASON)

MOST	FEWEST
51 2004	6 1982
42 2014	9 1954
34 2009	9 1974
33 1959/00/10	10 (3 times)
32 2007	
31 1965/05/06	

OPP PASS TDS (SEASON)

MOST	FEWEST
37 1981	6 2008
31 1983	8 1960
31 1984	9 1958
30 2001	9 1968
29 1978	9 1971

COLTS MOST PASSING (GAME)

6 at N.O.	9/28/03
6 at Det.	11/25/04
5 vs. G.B.	11/2/58
5 at Dal	10/30/60
5 vs. Min	12/16/62
5 at Min	11/14/65
5 vs. Det	10/16/66
5 vs. Buf	10/4/87
5 vs. Atl	12/14/03
5 vs. G.B.	9/26/04
5 at K.C.	10/31/04
5 vs. Hou	11/14/04
5 vs. Was	11/30/14

OPP MOST PASSING (GAME)

7 at Min	9/28/69
6 vs. NYJ	9/24/72
6 at Pit	10/26/14
5 at Chi	10/21/56
5 at S.D.	12/26/82
5 at Pit	9/8/85
5 at N.O.	10/23/11
5 at Dal	12/21/14

COLTS MOST RETURN TDS (SEASON)

COLTS	OPP
7 1994	8 1973
6 1968/70	7 2001
5 (11 times)	6 1977/80/10
4 (5 times)	5 (6 times)
	4 (12 times)

COLTS MOST DEFENSIVE TDS (SEASON)

COLTS	OPP
5 1975/94	6 1973/2001
4 (11 times)	5 2014
3 (8 times)	4 (9 times)
	3 (9 times)

COLTS MOST KICK RETURN TDS (SEASON)

COLTS	OPP
3 1970/89	4 2007
2 (10 times)	3 1977/79/06
	2 (9 times)

POINTS AFTER TOUCHDOWNS

COLTS (SEASON)

MOST	FEWEST
64 2004	11 1982
53 1964	12 1954
52 2005	14 1991
51 1975/10	15 1993
50 2009/14	21 1997

COLTS (GAME)

8 vs. LA	11/25/56
8 vs. GB	11/2/58

OPP (SEASON)

MOST	FEWEST
65 1981	15 1968
53 1978	17 1971
52 2001	21 1967
49 2011	24 2005
47 1984	25 66/70/08

OPP (GAME)

8 at N.O.	10/23/11
8 at N.E.	11/18/12
7 at Chi	10/21/56
7 at Min	9/28/69
7 at Pit	10/26/14

FIELD GOALS

COLTS (SEASON)

MOST	FEWEST
37 2003	3 1956
36 1996	5 1958
35 2013	6 1959
34 1999	7 1953
32 1997	7 1957

OPP (SEASON)

MOST	FEWEST
33 2008	5 1971
32 1989	6 1958
32 1990	6 1975
31 2010	8 1956
30 2001/09	9 (3 times)

COLTS MOST (GAME)

5 at LA Rams	12/4/54
5 vs. S.F.	9/25/66
5 at Phi	10/30/83
5 vs. Mia	9/25/88
5 at Buf	9/21/97
5 vs. Den	1/6/02
5 vs. Balt	10/13/02
5 at Ten	12/7/03
5 vs. Ten	12/1/13

OPP MOST (GAME)

5 at Was	11/18/73
5 at N.E.	12/3/89
5 vs. Cin	9/3/95
5 at SD	10/26/97
5 vs. NYJ	12/23/01
5 vs. Mia	12/31/06
5 at Min	9/14/08
5 at Balt	11/22/09
5 vs. S.D.	11/28/10

COLTS MOST ATT (SEASON)

41 1997
40 1996/2013
39 1961/63/66/72
38 1999
37 1967

OPP MOST ATT (SEASON)

43	1989/90
38	1995/08
37	1998
36	2001/09/10
35	1970/86/06

COLTS FEWEST ATT (SEASON)

14	1958
16	1956
17	1978
18	(5 times)

OPP FEWEST ATT (SEASON)

10	1975
14	1955
16	1953
17	1958

COLTS MOST ATT (GAME)

7	at LA Rams	12/4/54
6	(7 times)	

OPP MOST ATT (GAME)

7	at N.E.	12/3/89
6	at NYJ	11/29/81
6	at Buf	9/9/90
6	at S.D.	10/26/97
6	vs. NYJ	12/23/01
6	at Min	9/14/08
6	at Bal	11/22/09

TOTAL FIRST DOWNS COLTS (SEASON)

MOST		FEWEST	
379	2004	152	1982
376	2006	157	1953
371	2014	169	1954
366	2010	206	1955
363	2005	216	1956

OPP (SEASON)

MOST		FEWEST	
406	1981	166	1971
343	1984/2011	188	1958
341	1998	195	1959
338	1980	195	1960
336	1989	197	1982

COLTS MOST (GAME)

34	vs. Hou	9/17/06
33	vs. NYJ	12/15/74
33	vs. Hou	12/23/07
32	at Mia	11/15/87
31	(4 times) Last: vs. Ten	9/28/14

OPP MOST (GAME)

36	at S.F.	10/18/98
36	at N.O.	10/23/11
34	at Min	9/28/69
34	at Phi	11/15/81
34	at Pit	10/26/14
33	at Mia	9/15/85
33	at K.C.	10/31/04
33	vs. NE	11/16/14
32	at Pit	9/18/94

COLTS FEWEST (GAME)

4	at Mia	11/11/73
5	at N.E.	11/11/90
6	at LA Rams	12/5/53
6	vs. Det	11/6/54

OPP FEWEST (GAME)

3	vs. S.F.	11/22/59
4	at Buf	10/10/71
5	vs. S.F.	10/13/63
5	vs. StL	9/17/72
6	(2 times)	

MOST BOTH TEAMS

60	at Pit	10/26/14
57	vs. NYJ	12/15/74
56	at K.C.	10/31/04
55	at Hou	11/29/09
54	at Mia	11/15/87
53	at N.E.	11/18/12
52	vs. LA Rams	11/25/56
52	at Buf	9/21/97
52	at Ten	9/19/04
52	vs. S.D.	12/26/04
52	vs. Hou	9/17/06
52	vs. Den	9/30/07

FEWEST BOTH TEAMS

19	at Buf	12/1/74
19	at N.E.	11/11/90
21	at Mia	11/11/73
22	(5 times)	

RUSHING COLTS (SEASON)

MOST		FEWEST	
153	1988	55	1991
146	1983	62	1982
133	1976	64	1960
131	1975	66	1954
131	1985	69	2009/11

OPP (SEASON)

MOST		FEWEST	
162	1981	60	1971
153	1978	65	1959
151	1993	69	1957
150	2006	70	1958
140	1980/91	70	1969

COLTS MOST (GAME)

18	at Det	10/19/58
18	vs. S.F.	11/22/59
18	vs. Buf	10/6/85
18	vs. Den	9/30/07
16	(6 times)	

OPP MOST (GAME)

19	vs. Mia	10/29/72
19	vs. Dal	12/6/81
18	at G.B.	10/18/53
17	(4 times)	

COLTS FEWEST (GAME)

0	vs. LA Rams	11/27/66
0	at N.E.	11/11/90
0	vs. Phi	12/19/93
0	vs. Ariz	1/1/06
0	vs. S.D.	11/28/10
0	vs. Stl	11/10/13
0	at Dal	12/21/14
1	(18 times)	

OPP FEWEST (GAME)

0	vs. Chi	10/5/57
0	vs. S.F.	10/13/63
0	at Buf	10/10/71
0	at T.B.	9/11/94
0	at Ariz	9/27/09
1	(15 times)	

PASSING COLTS (SEASON)

MOST		FEWEST	
253	2010	66	1953
251	2014	79	1963
241	2006/09	80	1982
238	2004	90	1954
236	2014	92	1955

OPP (SEASON)

MOST		FEWEST	
214	1981	89	1982
209	2004	95	1953
203	2009	95	1971
195	2001	98	1955
194	1984	98	1960

COLTS MOST (GAME)

23	at Jax	10/3/10
22	vs. NYJ	12/15/74
22	at N.E.	11/21/10
22	vs. Mia	11/4/12
22	at Jax	9/21/14
21	(6 times) Last: vs. Ten	9/28/14

OPP MOST (GAME)

25	at Pit	10/26/14
24	at Min	9/28/69
24	at Mia	9/15/85
23	vs. Mia	12/9/84
22	at S.F.	10/18/98
21	vs. Buf	10/8/89

COLTS FEWEST (GAME)

1	at Cle	9/16/73
1	vs. Buf	10/13/74
1	at Mia	11/23/75
2	(7 times)	

OPP FEWEST (GAME)

1	at GBM	11/24/91
1	at Hou	9/22/02
2	(6 times)	
3	(7 times)	



PENALTY

COLTS (SEASON)

MOST		FEWEST	
47	2004	10	1982
42	2012	11	1956
40	2014	12	1962
38	1999	13	(3 times)
36	1979		

OPP (SEASON)

MOST		FEWEST	
34	1980	8	1996
33	2012	11	1960/71
32	1983/03	11	2009
31	2014	12	1958
30	1981	12	1959
30	1995		

COLTS MOST (GAME)

9	vs. Pit	10/30/77
7	vs. G.B.	11/2/58
7	vs. Det	11/19/67
7	vs. Buf	12/17/78
7	vs. Pit	9/14/80
7	at Ten	9/19/04
7	at Phi	11/7/10
7	at Pit	10/26/14

OPP MOST (GAME)

6	(9 times)	
5	vs. Was	11/30/14
5	at Cin	12/8/13

NET YARDS

COLTS (SEASON)

MOST		FEWEST	
6506	2014	2483	1982
6475	2004	2716	1953
6141	2000	2934	1954
6092	2010	3464	1955
6070	2006	3506	1973

OPP (SEASON)

MOST		FEWEST	
6793	1981	2852	1971
5988	2012	3284	1958
5935	2011	3296	1982
5929	2004	3317	1960
5911	1978	3377	1968

COLTS MOST (GAME)

595	at Atl	11/12/67
576	vs. Min	12/16/62
574	vs. LA Rams	11/25/56
567	vs. Ten	12/5/04
555	vs. Buf	9/23/01

OPP MOST (GAME)

639	at Pit	10/26/14
622	at Min	9/28/69
597	at S.F.	12/13/53
590	at K.C.	10/31/04
583	at Dal	9/4/78
574	at Phi	11/15/81

COLTS FEWEST (GAME)

69	vs. Det	11/6/54
70	at LA Rams	12/5/53
86	at N.E.	10/23/77
88	at Buf	11/28/82
99	at S.D.	11/1/92

OPP FEWEST (GAME)

49	at Buf	10/10/71
89	vs. T.B.	10/3/76
94	at N.E.	12/6/92
97	at Was	11/26/61
113	vs. Was	9/25/60

MOST BOTH TEAMS

1095	at K.C.	10/31/04
1087	at Pit	10/26/14
997	vs. LA Rams	11/25/56
985	vs. NYJ	9/24/72
964	at G.B.	11/15/59
943	at Cin	11/20/05

FEWEST BOTH TEAMS

328	at Buf	12/1/74
346	at NYJ	11/11/84
355	vs. NYJ	10/29/95
359	at N.E.	12/6/92
373	at Buf	10/20/85

OFFENSIVE PLAYS

COLTS (SEASON)

MOST		FEWEST	
1117	1979	596	1982
1109	2012	840	1964
1105	2014	849	1966
1088	2010	851	1968
1056	1980	860	1970

OPP (SEASON)

MOST		FEWEST	
1116	1984	605	1982
1111	1981	746	1971
1109	1989	818	1967
1090	1994	827	1963
1084	2009	847	1973

COLTS MOST (GAME)

89	vs. G.B.	10/7/12
88	at S.F.	9/22/63
88	vs. Mia	12/14/75
87	vs. Den	11/10/74
86	vs. T.B.	10/3/76

OPP MOST (GAME)

88	vs. N.E.	10/29/89
86	at T.B.	10/4/92
85	vs. Dal	12/6/81
84	at Min	9/28/69
84	vs. Buf	12/13/87
84	at Mia	9/21/09

COLTS FEWEST (GAME)

35	at Mia	9/21/09
37	vs. Den	12/21/03
38	at Buf	11/28/82
41	vs. Mia	10/28/90
41	at N.E.	10/8/00

OPP FEWEST (GAME)

34	vs. NYJ	11/16/03
38	vs. Ten	12/28/08
39	at S.F.	9/22/63
40	at Chi	9/21/75
40	vs. T.B.	10/7/07

RUSHING

ATTEMPTS

COLTS (SEASON)

MOST		FEWEST	
601	1983	293	1982
566	1977	335	1990
565	1976	345	1960
545	1988	354	1991
536	1973/75	364	1954

OPP (SEASON)

MOST		FEWEST	
662	1978	325	1959
607	1981	331	1958
575	1993	348	1982
574	1980	352	1971
559	1984	375	1957/68

COLTS MOST (GAME)

60	vs. S.F.	11/22/59
58	at NYJ	10/20/74
58	at Atl	11/17/74
57	at NYJ	11/11/84
53	vs. Hou	11/1/76
53	at Phi	10/30/83

OPP MOST (GAME)

66	vs. Dal	12/6/81
58	at N.E.	12/26/93
56	at G.B.	10/18/53
56	at Buf	11/28/82
53	at Mia	10/27/74

COLTS FEWEST (GAME)

10	vs. Ariz	1/1/06
10	vs. Ten	12/30/07
10	at Hou	9/12/10
10	at Pit	10/26/14
10	at Dal	12/21/14
11	vs. Was	12/22/90
11	at Mia	9/21/09

OPP FEWEST (GAME)

11	at Buf	10/10/71
11	at NYJ	12/7/97
12	at Den	12/11/83
12	vs. T.B.	10/7/07
12	at Ariz	9/27/09
12	at Jax	11/8/12
12	vs. Cin	10/19/14
13	vs. Oak	10/10/04

YARDS

COLTS (SEASON)

MOST		FEWEST	
2695	1983	1044	1982
2439	1985	1102	1992
2309	1976	1169	1991
2249	1988	1274	2008
2217	1975	1275	1954

AVERAGE

COLTS (SEASON)

BEST		LEAST	
5.1	1956	2.9	1992
5.0	1985	3.3	1979
4.7	1958	3.3	1970
4.6	1961	3.3	1991
4.5	1983/01	3.4	96/08

COLTS MOST (GAME)

59	at Was	11/7/93
57	at NYJ	11/16/86
57	at Hou	9/12/10
56	at S.D.	11/11/07
54	vs. NYJ	12/15/74
54	at S.D.	9/26/99
54	at N.E.	10/8/00
54	at Det	12/2/12

OPP (SEASON)

MOST		FEWEST	
3010	1978	1113	1971
2768	2006	1174	1957
2665	1981	1291	1958
2566	1998	1339	1968
2521	1993	1400	1969

OPP (SEASON)

MOST		FEWEST	
5.3	2006	3.1	1957
5.2	1953	3.2	1971
5.1	2012	3.5	1969
4.8	1959	3.5	1995
4.7	1998	3.6	(6 times)

OPP MOST (GAME)

62	at NYJ	10/18/70
57	vs. Hou	9/4/94
57	at Den	9/26/10
56	at Min	9/28/69
56	vs. Ten	12/18/11
54	at Bal	9/11/05
54	at Ariz	9/27/09

COLTS MOST (GAME)

318	vs. G.B.	10/28/56
316	at Det	10/19/58
305	at Cle	11/11/56
299	vs. Hou	12/22/85
281	vs. Buf	10/6/85

COLTS BEST (GAME)

8.52	at Bal	11/29/98
8.00	at GBM	11/13/54
7.95	vs. G.B.	10/28/56
7.80	vs. Dal	12/6/81
7.77	at LA Rams	10/9/61

COLTS FEWEST (GAME)

7	at LA Rams	12/18/65
8	vs. Mia	12/9/73
11	at Atl	11/17/74
12	vs. Chi	9/25/55
12	at G.B.	9/20/64

OPP MOST (GAME)

375	at Jax	12/10/06
354	vs. Dal	12/6/81
352	at K.C.	12/23/12
315	at Mia	11/11/73
313	at Min	9/13/64
303	at G.B.	10/18/53
303	vs. LA Rams	11/22/53

OPP BEST (GAME)

8.93	at Jax	12/10/06
8.12	at Min	11/17/63
8.00	at Det	11/25/04
8.00	at K.C.	12/23/12
7.77	vs. LA Rams	11/22/53

OPP FEWEST (GAME)

9	at Hou	10/23/05
11	at N.E.	12/26/93
12	vs. Chi	11/3/63
12	at Buf	10/13/91
12	vs. Buf	11/12/06

COLTS FEWEST (GAME)

1	at Dal	12/21/14
4	vs. Det	9/22/91
11	vs. Ariz	1/1/06
18	vs. Stil	11/10/13
19	vs. LA Rams	9/26/54
19	vs. N.E.	11/16/14
24	vs. S.D.	12/18/05
24	vs. S.D.	11/28/10

COLTS LEAST (GAME)

0.10	at Dal	12/21/14
0.29	vs. Det	9/22/91
1.10	vs. Ariz	1/1/06
1.12	vs. LA Rams	9/26/54
1.19	vs. N.E.	11/16/14
1.29	at LA Rams	12/5/53
1.30	vs. Stil	11/10/13
1.31	at LA Rams	12/4/54

COMPLETIONS

COLTS (SEASON)

MOST		FEWEST	
450	2010	126	1953
410	2014	134	1955
402	2009	137	1973
393	2008	142	1982
392	2002	158	1956

OPP FEWEST (GAME)

4	at Buf	10/10/71
15	vs. Pit	11/3/57
17	vs. T.B.	10/7/07
20	vs. G.B.	10/28/56
20	at Cle	10/14/96

OPP LEAST (GAME)

0.36	at Buf	10/10/71
0.50	vs. Pit	11/3/57
0.96	vs. Det.	9/29/57
1.11	vs. G.B.	10/28/56
1.11	at Cle	10/14/62

OPP (SEASON)

MOST		FEWEST	
372	2009	138	1982
364	2004	144	1960
356	2010	158	1955
354	1994	161	1961
351	2011	165	1953/56

PASSING

MOST BOTH TEAMS

548	vs. LA Rams	11/22/53
510	vs. Dal	12/6/81
469	at Chi	10/16/55
454	at LA Rams	12/9/61
449	vs. Den	9/30/07

ATTEMPTS

COLTS (SEASON)

MOST		FEWEST	
679	2010	266	1955
661	2014	279	1956
628	2012	283	1982
601	2009	300	1973
594	1993	313	1954

COLTS MOST (GAME)

40	at Hou	9/12/10
38	at N.E.	11/21/10
37	at Was	11/7/93
37	vs. Ten	11/3/02
36	vs. NYJ	12/15/74
36	vs. N.E.	10/20/96
36	at Ten	10/11/09
36	vs. Dal	12/5/10
35	at Den	9/7/14
34	at T.B.	10/6/03
34	at S.D.	11/11/07
34	vs. Hou	11/8/09

FEWEST BOTH TEAMS

87	at Den	9/26/10
97	vs. Pit	10/31/71
106	vs. Cle	9/6/92
109	vs. N.E.	11/1/98
115	at NYJ	10/18/70
117	at Pit	11/9/08

OPP (SEASON)

MOST		FEWEST	
598	1994	246	1982
583	2009	297	1956
569	1995	298	1960
561	1999	312	1974
557	2004	313	1972

ADMINISTRATION
COACHING STAFF
FOOTBALL OPERATIONS
BUSINESS OPERATIONS
PLAYERS
2014 SEASON IN REVIEW
COLTS HISTORY
RECORDS
COLTS IN THE COMMUNITY



RECORDS
 COLTS IN THE COMMUNITY
 2014 SEASON IN REVIEW
 COLTS HISTORY
 PLAYERS
 BUSINESS OPERATIONS
 FOOTBALL OPERATIONS
 COACHING STAFF
 ADMINISTRATION

OPP MOST (GAME)	
40 at Pit	10/26/14
38 vs. Ten	12/18/11
37 at Den	9/26/10
36 at Min	9/28/69
34 at NYJ	10/18/70
34 vs. Buf	10/8/89
34 vs. G.B.	9/26/04
34 at Bal	9/11/05
33 vs. Sea	10/4/09
33 at S.F.	10/18/98
32 at Ariz	9/27/09
32 vs. Hou	11/8/09

COLTS FEWEST (GAME)	
3 at LA Rams	12/18/65
3 vs. Cle	9/26/71
3 vs. Buf	12/17/78
3 at Buf	11/28/82
4 (3 times)	

OPP FEWEST (GAME)	
4 vs. Was	10/26/58
4 vs. T.B.	10/3/76
5 (7 times)	

YARDS			
COLTS (SEASON-GROSS)			
MOST		FEWEST	
5062	2014	1613	1982
4732	2004	1625	1953
4700	2010	1746	1973
4605	2009	1795	1955
4413	2000	1995	1954

OPP (SEASON-GROSS)			
MOST		FEWEST	
4232	2004	1920	1982
4228	1981	2027	1971
3977	2012	2068	1960
3933	1986	2248	1958
3932	2014	2288	1955

COLTS MOST (GAME-GROSS)	
472 at K.C.	10/31/04
469 vs. Min	12/16/62
440 vs. Jax	9/25/00
433 at Hou	9/12/10
433 vs. Mia	11/4/12

OPP MOST (GAME-GROSS)	
538 at Min	9/28/69
522 at Pit	10/26/14
496 vs. NYJ	9/24/72
476 at Den	9/26/10
469 vs. T.B.	10/16/88
407 vs. Chi	11/25/62

COLTS FEWEST (GAME-GROSS)	
21 at Cle	11/11/56
35 vs. Mia	12/9/73
44 vs. Buf	10/18/74
49 vs. Cle	9/26/71
53 vs. LA Rams	11/22/53

OPP FEWEST (GAME-GROSS)	
46 vs. Was	10/26/58
46 at Buf	12/1/74
47 vs. Hou	10/14/79
48 at Hou	10/23/05
50 at GBM	11/24/91

MOST BOTH TEAMS (GROSS)	
922 at Pit	10/26/14
872 vs. NYJ	9/24/72
861 at K.C.	10/31/04
801 at Den	9/26/10
787 vs. G.B.	9/26/04
762 vs. Was	11/30/14
733 at	Min 9/28/69

FEWEST BOTH TEAMS (GROSS)	
124 vs. Buf	12/17/78
128 at Buf	11/28/82
142 at Mia	11/23/75
144 at N.E.	10/19/75

COLTS (SEASON-NET)			
MOST		FEWEST	
4894	2014	1257	1953
4623	2004	1439	1982
4609	2010	1475	1973
4515	2009	1631	1955
4308	2006	1659	1954

OPP (SEASON-NET)			
MOST		FEWEST	
4128	1981	1726	1960
3892	2004	1739	1971
3788	2012	1823	1982
3739	1986	1913	1961
3711	2013	1993	1958

COLTS MOST (GAME-NET)	
472 at K.C.	10/31/04
451 vs. Min	12/16/62
440 vs. Jax	9/25/00
426 at Atl	11/12/67
419 vs. Atl	9/17/67
419 at Hou	9/12/10
419 vs. Mia	11/4/12

OPP MOST (GAME-NET)	
530 at Min	9/28/69
522 at Pit	10/26/14
490 vs. NYJ	9/24/72
472 at Den	9/26/10
444 vs. T.B.	10/16/88
431 at Cle	10/26/81

COLTS FEWEST (GAME-NET)	
1 vs. Buf	10/13/74
4 at Cle	9/16/73
5 at Cle	11/11/56
9 vs. LA Rams	11/22/53
11 at N.E.	10/23/77

OPP FEWEST (GAME-NET)	
6 at Hou	10/23/05
13 vs. T.B.	10/3/76
16 vs. Was	10/26/58
23 at N.E.	12/6/92
27 vs. Hou	10/14/79

MOST BOTH TEAMS (NET)	
907 at Pit	10/26/14
859 at K.C.	10/31/04
822 vs. NYJ	9/24/72
797 at Den	9/26/10
778 vs. G.B.	9/26/04
715 vs. NYG	12/22/02

FEWEST BOTH TEAMS (NET)	
54 at N.E.	10/19/75
81 at Mia	11/23/75
86 vs. Buf	12/17/78
109 vs. Hou	10/14/79
112 at Buf	10/14/73

COMPLETION PERCENTAGE			
COLTS (SEASON)			
BEST		WORST	
67.38	2005	39.50	1953
67.18	2008	45.67	1973
66.98	2004	49.87	1983
66.96	2003	50.00	1960
66.89	2009	50.12	1984

OPP (SEASON)			
BEST		WORST	
71.2	2011	45.87	1961
68.40	2008	46.28	1958
67.39	2005	47.38	1977
66.54	2010	48.32	1960
65.35	2004	48.72	1959

COLTS BEST (GAME-20 ATT)	
85.3 at Jax	12/18/08 (29-34)
83.9 vs. Atl	12/14/03 (26-31)
83.3 at Buf	10/16/94 (20-24)
82.6 vs. Cle	9/25/05 (19-23)
82.1 at Den	10/29/06 (32-39)
81.8 at Ten	10/11/09 (36-44)
81.3 vs. Cin	12/7/08 (26-32)
81.1 at N.E.	12/4/11 (30-37)
80.6 vs. Cin	12/18/06 (29-36)
80.0 vs. G.B.	11/16/97 (24-30)
80.0 vs. N.E.	10/22/00 (16-20)

OPP BEST (GAME-20 ATT)	
90.5 at Dal	12/21/14 (18-20)
88.6 at N.O.	10/23/11 (31-35)
86.4 at N.O.	11/18/01 (19-22)
86.2 vs. Oak	10/28/73 (25-29)
85.7 at Hou	9/21/80 (18-21)
84.6 vs. Hou	9/17/06 (22-26)
82.8 vs. Jax	12/2/07 (24-29)

**SACKS ALLOWED
COLTS (SEASON)**

MOST	FEWEST
62 1997	13 2009
58 1984	14 1999/04/08
57 1991	15 2006
53 1986	16 2010
52 1979	

OPP (SEASON)

MOST	FEWEST
59 1975	11 1982
57 1964	13 1981
56 1976	20 2000
47 1966	21 1974
47 1977	21 1993

COLTS MOST (GAME)

12 vs. StL	10/26/80
10 vs. T.B.	9/9/79
8 at Buf	12/1/74
8 vs. N.E.	11/26/78
8 vs. Sea	9/14/97
8 at Det	11/23/97
7 (17 times) Last: vs. Cin	11/9/97

OPP MOST (GAME)

11 at LA Rams	11/22/64
11 vs. Cle	9/6/92
10 at Buf	11/13/77
10 at K.C.	11/2/80
9 at Buf	10/10/71
9 vs. Buf	12/11/00
8 (7 times) Last: at NYJ	12/7/97

**YARDS LOST - SACKS
COLTS (SEASON)**

MOST	FEWEST
487 1991	86 2008
480 1978	89 2006
436 1984	90 2009
424 1990	91 2010
418 1997	95 2005

OPP (SEASON)

MOST	FEWEST
496 1975	97 1982
489 1964	100 1981
461 1976	121 1993
407 1961	155 1959
401 1966	157 2006

COLTS YDS LOST SACKS (GAME)

91 vs. N.E.	11/26/78
73 vs. K.C.	9/28/70
73 vs. StL	10/26/80
72 at Buf	12/1/74
72 vs. Cle	2/1/91

OPP YDS LOST SACKS (GAME)

102 at LA Rams	11/22/64
97 at Min	9/23/62
76 at Buf	10/10/71
75 at Min	11/17/63
74 at NYJ	10/26/75
74 vs. T.B.	10/3/76

**TURNOVERS
PASSES HAD INTERCEPTED**

COLTS (SEASON)		COLTS (SEASON)	
MOST	FEWEST	MOST	FEWEST
30 1978	8 1975	29 1961	9 1964/06
29 1961	9 1964/06	28 1998	10 76/82/03/04/13
27 1953/66/69	11 58/95/96/05		

OPP (SEASON)

MOST	FEWEST
40 1959	5 1982
35 1958	8 1998
32 1967	8 2011
30 1960	9 1990
30 1977	

COLTS MOST (GAME)

8 vs. NYJ	9/23/73
6 at G.B.	10/8/61
6 vs. Mia	9/10/78
6 at S.D.	11/11/07
5 (8 times)	

OPP MOST (GAME)

7 vs. LA Rams	12/4/54
7 vs. Chi	10/2/60
6 (4 times)	
5 (14 times)	

MOST BOTH TEAMS

9 at Phi	11/15/53
9 at NYJ	10/18/70
9 vs. NYJ	9/23/73

FUMBLES

COLTS (SEASON)

MOST	FEWEST
41 1986	10 1998
38 1978	11 2009
37 1972	13 1967/06/08
36 1979	14 2005/07/10/13
36 1987	

OPP (SEASON)

MOST	FEWEST
43 1987	11 2012
42 1953	11 1982
41 1986	14 1970
37 2002	15 2011
36 1978/04	16 2000/01

COLTS MOST (GAME)

7 vs. Mia	10/23/83
6 at NYJ	11/14/71
6 vs. NYJ	9/28/86
6 at NYJ	11/16/86
6 vs. Jax	11/23/14

OPP MOST (GAME)

8 at N.E.	10/7/73
7 (6 times)	
6 (8 times)	

**FUMBLES LOST
COLTS (SEASON)**

MOST	FEWEST
25 1963	4 2013
22 1972	5 98/07/08/09
21 1953	7 2004
21 1979	8 55/67/88/05/10
20 1986/93	

OPP (SEASON)

MOST	FEWEST
27 1953	3 2012
25 1987	6 1982
22 1973	8 1961
21 1976	8 1967
20 1978/88	8 2000

COLTS MOST (GAME)

5 at Det	10/20/57
5 at G.B.	9/29/63
4 (13 times)	

OPP MOST (GAME)

5 vs. LA Rams	11/23/58
4 (12 times)	

**TOTAL TURNOVERS
COLTS (SEASON)**

MOST	FEWEST
48 1953	14 2013
47 1978	17 04/08
44 1962	18 1975
42 1961	19 1964
40 1979	19 2005
	19 2006
	19 2007

OPP (SEASON)

MOST	FEWEST
56 1953	11 1982
52 1958	15 2012
49 1959	17 2011
47 1977	19 1998
45 1987	21 93/10

COLTS MOST (GAME)

8 at G.B.	10/8/61 (6i/2f)
8 vs. Cle	9/26/71 (5i/3f)
8 vs. NYJ	9/23/73 (8i)

OPP MOST (GAME)

9 vs. LA Rams	11/23/58 (5i/4i)
9 at LA Rams	12/4/54 (7i/2f)
8 at S.F.	11/29/54 (5i/3f)
8 vs. Chi	10/2/60 (7i/1f)
8 at Phi	11/15/63 (6i/2f)

**TURNOVER DIFFERENTIAL
COLTS (SEASON)**

BEST	WORST
+30 1958	-18 1961
+26 1959	-14 1969
+23 1975	-14 1993
+22 1964	-14 1998
+21 1977	-13 1974
	-13 2001

ADMINISTRATION

COACHING STAFF

FOOTBALL OPERATIONS

BUSINESS OPERATIONS

PLAYERS

2014 SEASON IN REVIEW

COLTS HISTORY

RECORDS

COLTS IN THE COMMUNITY



PENALTIES

COLTS (SEASON)

MOST		FEWEST	
137	1979	51	1960
122	1992	52	1967
120	1983	52	1982
106	1981/97/ 98/04	53	1956
		55	1958

OPP (SEASON)

MOST		FEWEST	
130	1999	58	1963
128	2012	59	1960
123	2003	59	1964
121	1996	59	1982
119	2005	60	57/58

COLTS MOST (GAME)

16	at Den	12/11/83
15	at Buf	9/18/83
14	at K.C.	9/2/79
14	at Buf	9/21/97
13	(3 times)	
12	(9 times)	

OPP MOST (GAME)

19	vs. Buf	9/23/01
17	vs. Pit	10/30/77
16	vs. Chi	12/5/65
15	vs. Chi	11/21/54
15	at NYJ	9/8/96
15	vs. S.D.	11/3/96
15	at N.E.	9/19/99
14	(9 times)	
13	(8 times)	
12	(12 times)	

COLTS FEWEST (GAME)

0	vs. S.F.	10/26/69
0	at GBM	9/10/66
0	vs. NYJ	10/30/94
0	at K.C.	12/15/96
0	at Cle	12/26/99

OPP FEWEST (GAME)

0	at LA Rams	12/18/65
0	vs. Stl	10/12/64

YARDS PENALIZED

COLTS (SEASON)

MOST		FEWEST	
1239	1979	433	1982
986	1983	458	1967
958	1992	483	1973
943	1995	504	1960
914	1980	507	1956

OPP (SEASON)

MOST		FEWEST	
1208	2012	466	1982
1093	1999	486	1956
1032	1970	538	1960
1014	1979	543	2008
1006	1978	546	1957

COLTS MOST (GAME)

153	at Buf	9/18/83
151	at Buf	10/19/86
127	at Chi	10/16/55
126	at Mia	10/15/87

OPP MOST (GAME)

148	vs. Chi	11/21/54
146	vs. N.E.	11/4/07
142	vs. Chi	12/5/65
139	vs. Dal	10/15/72
135	vs. S.D.	11/3/96
135	vs. N.E.	9/19/99

PUNTS

COLTS (SEASON)

MOST		FEWEST	
101	1979	42	1961
98	1984	46	1982
94	1978	48	2006
91	1983	49	1966
88	2011	49	1967
86	1975	49	1968

OPP (SEASON)

MOST		FEWEST	
95	1979	41	1982
90	2014	47	73/06
88	1971	48	1981
83	1975/99/14	50	1959
82	1987/00	52	2004

COLTS MOST (GAME)

12	at NYJ	9/25/77
12	at Buf	10/6/96
11	at Chi	10/10/54
11	at S.F.	11/29/64
11	at Mia	11/1/73
11	at N.E.	10/19/75
10	(8 times)	

OPP MOST (GAME)

11	vs. NYJ	9/19/71
11	at K.C.	9/2/79
11	at Buf	10/6/96
11	vs. Hou	12/1/02
11	vs. Cin	10/19/14
10	vs. Den	9/1/83
10	at N.E.	11/1/90
10	at N.E.	12/6/92

MOST BOTH TEAMS

23	at Buf.	10/6/96
21	at K.C.	9/2/79
20	vs. Den	9/1/83
20	vs. Hou	12/1/02

COLTS FEWEST (GAME)

0	vs. Cle	11/1/59
0	vs. Det	11/19/67
0	at S.D.	11/7/76
0	vs. N.E.	9/1/91
0	vs. Buf	9/23/01
0	vs. Ten	12/5/04
0	at Hou	10/23/05

OPP FEWEST (GAME)

0	at S.F.	12/13/53
0	vs. G.B.	11/6/60
0	at Dal	9/4/78
0	at Phi	11/15/81
0	at Buf	9/9/90
0	vs. Jax	12/2/07

AVERAGE

COLTS (SEASON)

BEST		WORST	
47.57	2012	34.47	1957
46.70	2014	36.21	1979
46.57	2011	37.14	1974
45.66	1996	37.19	1954
45.57	1966	37.29	1958

OPP (SEASON)

BEST		WORST	
47.50	2014	35.74	1978
47.04	2012	36.21	1977
46.41	1960	36.89	1976
46.06	1997	37.17	1987
45.60	2013	37.40	1973

INTERCEPTION RETURN YDS

COLTS (SEASON)

MOST		FEWEST	
577	1959	75	1985
514	1958	87	1974
493	1975	97	1998
483	1968	106	1969
453	1967	116	1973

OPP (SEASON)

MOST		FEWEST	
545	2001	111	1975
529	1978	117	1983
469	1953	119	1964
461	1992	119	2011
438	1966	125	2003

COLTS MOST (GAME)

144	vs. G.B.	11/2/58
138	at Chi	11/17/57
136	at S.F.	10/13/68
135	vs. Cle	12/10/89
126	at N.E.	12/11/94

OPP MOST (GAME)

162	at Den	11/27/77
161	at G.B.	10/19/08
143	vs. S.D.	11/4/84
132	vs. N.E.	11/15/92
129	vs. NYJ	12/15/74

COLTS MOST TDS (SEASON)

4	1959/65/68/75/96/12
3	1967/70/94
2	57/63/66/78/89/97/00/03/04/05/ 08/09/10/11

OPP MOST TDS (SEASON)

6	2001
4	1973/92/10
3	1953/58/66/69/74/78/08/12/14
2	1956/59/67/84/89/94/98/99

PUNT RETURNS

COLTS (SEASON)

MOST		FEWEST	
53	1963	12	1981
48	1955	14	1982
48	1964	22	2008
45	1965	23	1960/06
45	1966	24	73/04/05
45	2014		

OPP (SEASON)

MOST		FEWEST	
62	1984	15	1960
55	1983	18	1961
53	1978	19	1963
52	1986	19	1968
51	1975/89	21	1967

COLTS MOST (GAME)

9 at LA Rams	11/22/64
9 at K.C.	9/2/79
8 vs. Det	10/10/65
8 vs. NYJ	9/19/71
8 vs. T.B.	10/3/76
8 at N.E.	11/11/90

OPP MOST (GAME)

9 vs. LA Rams	11/27/66
8 vs. Buf	10/13/74
8 vs. Den	10/22/78
8 vs. S.D.	11/26/89
7 (7 times)	

YARDS

COLTS (SEASON)

MOST		FEWEST	
485	1963	56	1981
453	1964	78	1982
449	1985	108	2011
447	1996	127	1960
439	1975	129	1973

OPP (SEASON)

MOST		FEWEST	
642	1983	48	1960
600	1984	62	1968
572	1985	71	1955
558	1989	109	1957
550	2011	119	1963

COLTS MOST (GAME)

164 vs. NYJ	9/19/71
148 at GBM	10/14/56
141 vs. S.D.	11/3/96
124 at N.E.	11/11/90
111 vs. Buf	11/25/12

OPP MOST (GAME)

145 vs. Stl	11/10/13
123 at K.C.	11/2/80
117 vs. N.E.	11/15/09
117 at N.E.	11/18/12
114 at G.B.	12/7/68
110 at N.E.	11/10/85

COLTS LEAST (GAME)

-8 at S.D.	10/23/88
-5 at Pit	11/22/92
-5 at S.D.	11/11/07
-3 (4 times)	

OPP LEAST (GAME)

-5 vs. Hou	9/13/92
-4 vs. Phi	12/6/70
-3 (8 times)	

COLTS MOST TDS (SEASON)

2	1992
1	(14 times)

OPP MOST TDS (SEASON)

2	1956
1	(22 times)

FAIR CATCHES

MOST (SEASON)

COLTS		OPP	
34	1971	24	1979
26	1970	22	2010
25	2005/13/14	21	73/00/11
24	1992/10/11	18	1992
23	2009	17	2002

COLTS MOST (GAME)

6 vs. Cin	10/19/14
5 vs. Det	12/7/69
5 at N.E.	10/3/71
5 vs. LA Rams	11/8/71
5 vs. G.B.	10/7/12
4 (11 times)	

OPP MOST (GAME)

6 at S.F.	10/13/68
5 at Mia	11/11/79
4 (8 times)	
3 (23 times)	

COLTS (SEASON)

MOST		FEWEST	
84	1981/01	31	2011
74	1978	32	1971
74	1986	34	1958
71	1998	38	1959/68/14
70	1979		

OPP (SEASON)

MOST		FEWEST	
93	2003	19	2011
92	2004	25	1982
89	2005	26	2014
87	2001	29	1954
83	1999	33	1991

COLTS MOST (GAME)

9 at Chi	10/21/56
9 at N.E.	11/18/79
9 at Buf	9/21/97
9 at Bal	12/2/01
9 vs. S.D.	11/28/10
8 (10 times)	

OPP MOST (GAME)

10 vs. Buf	12/12/76
10 vs. Den	10/31/88
9 at N.O.	9/28/03
9 vs. Ten	12/5/04
8 (23 times)	

YARDS

COLTS (SEASON)

MOST		FEWEST	
1832	2001	578	2011
1651	1981	679	1971
1648	1978	753	1982
1545	2004	792	1959
1510	2003	864	1958

OPP (SEASON)

MOST		FEWEST	
2029	06/07	538	1982
2006	2001	551	1993
1999	2003	573	1991
1978	2005	584	2011
1960	2004	587	2014

COLTS MOST (GAME)

274 vs. NYJ	9/24/72
252 vs. S.D.	12/26/04
219 at Dal	9/4/78
213 vs. Sea	9/14/97
204 at Chi	10/21/56
204 vs. Cin	10/11/81

OPP MOST (GAME)

268 at Sea	10/15/00
266 at Hou	10/23/05
249 vs. NYJ	11/16/03
233 at Hou	9/23/07
230 vs. Chi	10/4/58
230 vs. N.E.	12/21/75

COLTS LEAST (GAME)

0 (18 times)

OPP LEAST (GAME)

-2 at G.B. 10/19/08
0 (26 times)

COLTS MOST TDS (SEASON)

2	1958/68
1	(18 times)

OPP MOST TDS (SEASON)

3	2007
2	1977/03/06
1	(18 times)

OPPONENTS BEST GAMES

SCORING

MOST POINTS

33 Paul Hornung at G.B.	10/8/61
30 Jim Brown vs. Cle	11/1/59
30 Paul Hornung vs. G.B.	12/12/65
24 Marshall Faulk at Stl	12/30/01
24 Jonas Gray vs. N.E.	11/16/14
21 Gordy Soltau at S.F.	12/13/53
20 Gordy Soltau vs. S.F.	11/29/53

ADMINISTRATION
COACHING STAFF
FOOTBALL OPERATIONS
BUSINESS OPERATIONS
PLAYERS
2014 SEASON IN REVIEW
COLTS HISTORY
RECORDS
COLTS IN THE COMMUNITY



MOST KICK-SCORING POINTS

18 Nate Kaeding vs. S.D.	11/28/10
17 Greg Davis at S.D.	10/26/97
17 John Hall vs. NYJ	12/23/01
17 Shayne Graham at Hou	12/16/12
16 Curt Knight at Was	11/18/73
16 Jason Staurourovsky vs. N.E.	12/3/89
16 Doug Pelfrey vs. Cin	9/3/95
16 Olindo Mare vs. Mia	12/31/06

MOST TOUCHDOWNS

5 Jim Brown vs. Cle	11/1/59
5 Paul Hornung vs. G.B.	12/12/65
4 Paul Hornung at G.B.	10/8/61
4 Marshall Faulk at Stl.	12/30/01
4 Jonas Gray vs. N.E.	11/16/14

MOST PATS

8 John Kasay at N.O.	10/23/11
8 Stephen Gostkowski at N.E.	11/18/12
7 George Blanda at Chi	10/21/56
7 Fred Cox at Min	9/28/69
7 Shaun Suisham at Pit	10/26/14

MOST PAT ATTEMPTS

8 George Blanda at Chi	10/21/56
8 John Kasay at N.O.	10/23/11
8 Roger Leclerc vs. Chi	11/25/62
7 Fred Cox at Min	9/28/69
7 Shaun Suisham at Pit	10/26/14

MOST FIELD GOALS

5 Curt Knight at Was	11/18/73
5 Jason Staurourovsky at N.E.	12/3/89
5 Doug Pelfrey vs. Cin	9/3/95
5 Greg Davis at S.D.	10/26/97
5 John Hall vs. NYJ	12/23/01
5 Olindo Mare vs. Mia	12/31/06
5 Ryan Longwell at Min	9/14/08
5 Billy Cundiff at Bal	11/22/09
5 Nate Kaeding vs. S.D.	11/28/10
5 Shayne Graham at Hou	12/16/12

MOST FIELD GOAL ATTEMPTS

7 Jason Staurourovsky at N.E.	12/3/89
6 Pat Leahy at NYJ	11/29/81
6 Greg Davis at S.D.	10/26/97
6 Scott Norwood at Buf	9/9/90
6 John Hall vs. NYJ	12/23/01
6 Ryan Longwell at Min	9/14/08
6 Billy Cundiff at Bal	11/22/09

LONGEST FIELD GOAL

60 Rob Bironas at Ten	12/3/06
59 Josh Scobee at Jax	10/3/10
59 Sebastian Janikowski at Oak	12/26/10
56 Chip Lohmiller vs. Was	12/22/90
56 Kris Brown vs. Hou	11/8/09
55 Jason Hanson at Det	11/23/97
54 Rob Bironas vs. Ten	12/30/07
54 Sebastian Janikowski at Oak	12/26/10

RUSHING

MOST ATTEMPTS

37 Jonas Gray vs. N.E.	11/16/14
35 Curtis Martin at N.E.	11/24/96

MOST ATTEMPTS cont...

33 Rodney Hampton at NYG	12/12/93
33 Fred Jackson at Buf	1/3/10
33 Arian Foster at Hou	9/12/10
32 Jim Brown vs. Cle	11/1/59
32 O.J. Simpson vs. Buf	10/12/75
32 Pete Johnson at Cin	12/7/80
32 Ricky Watters at Sea	12/20/98
32 Priest Holmes at K.C.	10/31/04
32 Ron Dayne at Hou	12/24/06
32 Shonn Greene at NYJ	10/14/12

MOST YARDS

231 Arian Foster at Hou	9/12/10
226 Jamaal Charles at K.C.	12/23/12
216 Barry Sanders at Det	11/23/97
212 Fred Jackson at Buf	1/3/10
205 Dan Towler vs. LA Rams	11/22/53
203 Curtis Martin at NYJ	12/3/00

HIGHEST AVG. (7 ATT. MIN)

14.6 Dan Towler vs. LA Rams	11/22/53
14.6 Fred Taylor at Jax	12/10/06
13.3 Floyd Reid vs. G.B.	10/31/53
12.7 Nick Pietrosante at Det	10/23/60
12.2 Tommy Mason at Min	11/17/63

LONGEST RUSH

86t Jamaal Charles at K.C.	12/23/12
83t Michael Turner vs. S.D.	12/18/05
81t Rick Casares at Chi	10/16/55
80t Barry Sanders at Det	11/23/97
78t O.J. Simpson at Buf	10/14/73
78t Kenneth Davis at Buf	10/6/91

MOST TOUCHDOWNS

5 Jim Brown vs. Cle	11/1/59
4 Jonas Gray vs. N.E.	11/16/14
3 (14 times) Last: Shonn Green	10/14/10
at NYJ	

PASSING

MOST ATTEMPTS

62 Joe Namath at NYJ	10/18/70
57 Kyle Orton at Den	9/26/10
52 Kurt Warner at Ari	9/27/09
52 Eli Manning at NYG	11/3/14
51 Steve Young at S.F.	10/18/98
50 Kent Graham at NYG	11/14/99

MOST COMPLETIONS

40 Ben Roethlisberger at Pit	10/26/14
37 Kyle Orton at Den	9/26/10
34 Joe Namath at NYJ	10/18/70
33 Steve Young at S.F.	10/18/98
33 Seneca Wallace vs. Sea	10/4/09
32 Matt Schaub vs. Hou	11/8/09
31 (7 times) Last: Colt McCoy vs. Was	1/30/14

MOST YARDS

522 Ben Roethlisberger at Pit	10/26/14
496 Joe Namath vs. NYJ	9/24/72
476 Kyle Orton at Den	9/26/10
469 Vinny Testaverde vs. T.B.	10/16/88
449 Joe Kapp at Min	9/28/69
444 Brian Sipe at Cle	10/25/81

HIGHEST COMP. PCT. (MIN. 20 ATT.)

90.0 Tony Romo at Dal	12/21/14 (18-20)
88.6 Drew Brees at N.O.	11/23/11 (31-35)
86.4 Aaron Brooks at N.O.	11/18/01 (19-22)
86.2 Ken Stabler vs. Oak	10/28/73 (25-29)
85.7 Ken Stabler at Hou	9/21/80 (18-21)
85.0 Joe Theismann at Was	10/7/84 (17-20)
84.6 David Carr vs. Hou	9/17/06 (22-26)
81.6 Ben Roethlisberger	10/26/14 (40-49) at Pit

LONGEST COMPLETION

99t Karl Sweetan to Pat	10/16/66
Studdill vs. Det	
95t Todd Collins to Quinn Early	12/1/96
vs. Buf	
92t Roger Staubach to	9/4/78
Tony Dorsett at Dal	
91t Tom Brady to	10/21/01
David Patten vs. N.E.	
88t Jim Plunkett to	12/19/71
Randy Vataha vs. N.E.	
85t Norm Snead to	12/8/62
Leroy Jackson vs. Was	

MOST TD PASSES

7 Joe Kapp at Min	9/28/69
6 Joe Namath vs. NYJ	9/24/72
6 Ben Roethlisberger at Pit	10/26/14
5 Dan Fouts at S.D.	12/26/82
5 Mark Malone at Pit	9/8/85
5 Drew Brees at N.O.	10/23/11
4 (19 times) Last: Tony Romo	12/21/14
at Dal	

MOST INTERCEPTIONS

7 Zeke Bratkowski vs. Chi	10/2/60
6 Norm Van Brocklin at LA Rams	12/4/54
6 Joe Namath at NYJ	10/18/70
5 (6 times) Last: Terry Bradshaw	10/30/77
vs. Pit	
4 (27 times) Last: Tom Brady	11/5/06
at N.E.	

MOST ATTS NO INTS (GAME)

51 Steve Young at S.F.	10/18/98
49 Ben Roethlisberger at Pit	10/26/14
48 Dan Marino at Mia	9/15/85
47 Donovan McNabb at Phil	11/10/02
47 Colt McCoy vs. Was	11/30/14
45 Drew Bledsoe at N.E.	9/19/99
45 Seneca Wallace vs. Sea	10/4/09

RECEPTIONS

MOST RECEPTIONS

21 Brandon Marshall vs. Den	12/13/09
13 Al Toon vs. NYJ	11/6/88
13 Calvin Johnson at Det	12/2/12
12 Eddie Bell at NYJ	10/18/70
12 Henry Ellard at LA Rams	9/17/89
12 Keith Byars at Phi	9/30/90
12 Ben Coates vs. N.E.	11/27/94
12 Jabar Gaffney at Den	9/26/10
12 Andre Johnson vs. Hou	12/30/12

ADMINISTRATION

COACHING STAFF

FOOTBALL OPERATIONS

BUSINESS OPERATIONS

PLAYERS

2014 SEASON IN REVIEW

COLTS HISTORY

RECORDS

COLTS IN THE COMMUNITY

MOST YARDS

231	Dave Parks vs. S.F.	10/3/65
230	Henry Ellard at LA Rams	9/17/89
229	Andre Johnson vs. Hou	11/3/13
210	Drew Hill vs. Hou	12/22/85
206	Cris Collinsworth at Cin	10/2/83
204	Rich Caster vs. NYJ	9/24/72
204	Amani Toomer vs. NYG	12/22/02

AVG. GAIN (3 REC. MIN)

50.3	Jack Snow vs. LA Rams	10/15/67
48.0	Harlon Hill at Chi	10/10/54
41.7	Stanley Morgan at N.E.	9/18/78
41.7	Raghib Ismail at Oak	10/22/95
41.3	Nat Moore vs. Mia	10/10/76
40.7	Leroy Jackson vs. Was	12/8/62
40.7	Gary Garrison at S.D.	9/20/70

TOUCHDOWNS

3	(21 times) Last: Julius Thomas at Den	9/7/14
---	---------------------------------------	--------

INTERCEPTIONS

MOST INTERCEPTIONS

3	Jim David vs. Det	10/6/56
3	Jack Christiansen at Det	11/7/53
3	Jack Butler vs. Pit	11/3/57
3	Jim Kerr at Was	11/26/61
3	Johnny Robinson vs. K.C.	9/28/70
3	Rich Sowell vs. NYJ	9/23/73
3	Antonio Cromartie at S.D.	11/11/07

MOST RETURN YARDS

105	Henry Jones at Buf	9/20/92
99	Aaron Rouse at G.B.	10/19/08
92	Erik McMillan at NYJ	10/1/89
87	Bobby Dillon at GBM	10/14/56
87	Dave Robinson vs. G.B.	12/12/65
87	Alfonzo Dennard at N.E.	11/18/12

LONGEST RETURN

99t	Aaron Rouse at G.B.	10/19/08
92t	Erik McMillan at NYJ	10/1/89
87t	Dave Robinson vs. G.B.	12/12/65
87t	Alfonzo Dennard at N.E.	11/18/12
82t	Henry Jones at Buf	9/20/92
82t	Chris Singleton vs. N.E.	11/15/92

TOUCHDOWNS

2	Henry Jones at Buf	9/20/92
---	--------------------	---------

**PUNTING
MOST (GAME)**

11	Steve O'Neal vs. NYJ	9/19/71
11	Bob Grupp at K.C.	9/2/79
11	Chris Mohr at Buf	10/6/96
11	Chad Stanley vs. Hou	12/1/02
11	Kevin Huber vs. Cin	10/19/14
10	Luke Prestridge vs. Den	9/11/83
10	Brian Hansen at N.E.	11/11/90
10	Shawn McCarthy at N.E.	12/6/92

MOST YARDS

558	Kevin Huber vs. Cin	10/19/14
511	Bob Grupp at K.C.	9/2/79
450	Steve O'Neal vs. NYJ	9/19/71
444	Chris Mohr at Buf	10/6/96
435	Chad Stanley vs. Hou	12/1/02

BEST AVG. (4-MIN)

55.6	Tom Tupa vs. N.E.	9/7/97
55.5	Shane Lechler vs. Oak	10/10/04
54.7	Brett Kern at Ten	12/28/14
54.5	Shane Lechler at Hou	10/9/14
53.5	Bryan Anger vs. Jax	9/23/12
53.3	Boyd Dowler at G.B.	10/9/60
53.0	Dustin Colquitt vs. K.C.	10/10/10
52.4	Shane Lechler vs. Oak	10/14/01

LONGEST PUNT

79	Chuck Ramsey vs. NYJ	10/15/78
79	Brett Kern at Ten	12/28/14
76	Larry Barnes at S.F.	12/8/57
76	Bobby Walden at Min	10/22/67
75	Craig Henrich at Ten	10/27/08

PUNT RETURNS

MOST (GAME)

8	Rick Upchurch vs. Den	10/22/78
8	Phil McConkey vs. S.D.	11/26/89
7	Danny Reece vs. T.B.	9/9/79
7	Dino Hall at Cle	10/26/81
7	Willie Drewery at Hou	11/23/86
7	Chris Hale at Buf	9/20/92
7	Eric Gulfford at Car	12/3/95

MOST YARDS

145	Tavon Austin vs. Stl	11/10/13
123	J.T. Smith at K.C.	11/2/80
117	Wes Welker vs. N.E.	11/15/09
117	Julian Edelman at N.E.	11/18/12
111	Antwaan Randle-El vs. Was	10/22/06
107	Ricky Smith at N.E.	9/4/83
107	Eric Gulfford at Car	12/3/95

LONGEST RETURN

98t	Tavon Austin vs. Stl	11/10/13
91t	Nate Burleson vs. Min	11/8/04
87t	Antwaan Randle-El vs. Was	10/22/06
80t	Stanley Morgan at N.E.	11/18/79
80	Desmond Howard vs. Det	10/29/00
78t	Mike Thomas vs. Jax	12/19/10

HIGHEST AVG. (2 MIN)

58.5	Julian Edelman at N.E.	11/18/12
55.5	Antwaan Randle-El vs. Was	10/22/06
48.0	Nate Burleson vs. Min	11/8/04
45.5	Jake Scott at Mia	11/22/70
44.0	Willie Wood at G.B.	10/8/61

MOST FAIR CATCHES

4	Kermit Alexander at S.F.	10/13/68
4	Thom Darden at Cle	9/16/73
4	Rod Woodson vs. Pit	10/6/91
4	Rod Woodson at Pit	11/22/92
4	Walter Stanley at N.E.	12/6/92
4	Jeff Ogden at Mia	12/17/00
4	Quan Cosby vs. Cin	11/14/10
4	Keshawn Martin at Hou	10/9/14

KICKOFF RETURNS

MOST (GAME)

8	Allen Rossum at Phi	11/21/99
8	Chris Johnson vs. Stl	10/17/05
8	Tab Perry at Cin	11/20/05
7	(14 times) Last: Marc Mariani at Ten	12/9/10

MOST YARDS

266	Jerome Mathis at Hou	10/23/05
242	Jonathan Carter vs. NYJ	11/16/03
233	Jerome Mathis at Hou	9/23/07
211	Roell Preston vs. G.B.	11/16/97
206	Allen Carter vs. N.E.	12/21/75

LONGEST RETURN

106t	Brad Smith vs. NYJ	12/27/09
103t	Tom Wilson vs. LA Rams	11/25/56
103t	Herb Adderley at G.B.	11/18/62
103t	Justin Miller at NYJ	10/1/06
102t	Curtis Brown at Buf	9/24/78
101t	Lance Rentzel at Min	11/14/65
101t	Raymond Clayborn vs. N.E.	12/18/77

LONGEST NON-SCORING RETURN

96	Joe Arenas at S.F.	12/16/56
----	--------------------	----------

HIGHEST AVG. (2 MIN)

67.3	Lenny Lyles at S.F.	12/18/60
62.0	Willie Galimore vs. Chi	10/4/58
61.5	Tom Wilson vs. LA Rams	11/25/56
60.0	Lance Rentzel at Min	11/14/65

FUMBLE RETURNS

LONGEST

80t	Phil Wise at NYJ	12/2/73
78t	Darrell Green at Was	11/7/93
75t	Derrol Ray at NYJ	9/7/80

OPPONENTS CAREER BEST

MOST POINTS

207	Pat Leahy N.Y. Jets
143	Steve Christie T.B./Buf
140	Josh Scobee Jacksonville
138	Paul Hornung Green Bay
122	Adam Vinatieri New England
117	Olando Mare Mia/N.O./Sea/Car
103	John Smith New England

MOST TOUCHDOWNS (R-P-Rt)

16	Paul Hornung Green Bay (13-3-0)
16	Andre Reed Buffalo (0-16-0)
14	Stanley Morgan New England (0-13-1)
14	Maurice Jones-Drew Jax (10-3-1)
13	Rick Casares Chicago (11-2-0)
13	Jim Taylor G.B./N.O. (12-1-0)

MOST PATS

69	Pat Leahy N.Y. Jets
52	John Smith New England
47	Adam Vinatieri New England
42	George Blanda Chi/Oak

ADMINISTRATION
COACHING STAFF
FOOTBALL OPERATIONS
BUSINESS OPERATIONS
PLAYERS
2014 SEASON IN REVIEW
COLTS HISTORY
RECORDS
COLTS IN THE COMMUNITY

**MOST PAT ATTEMPTS**

- 75 Pat Leahy N.Y. Jets
- 57 John Smith New England
- 47 Adam Vinatieri New England
- 44 Uwe Von Schamann Miami
- 43 George Blanda Chi./Oak.
- 43 Garo Yepremian Det./Mia.

MOST FGS

- 46 Pat Leahy N.Y. Jets
- 35 Steve Christie T.B./Buf.
- 35 Josh Scobee Jacksonville
- 29 Rob Bironas Tennessee
- 27 Olindo Mare Mia./N.O./Sea./Car.
- 25 Adam Vinatieri New England

MOST FG ATTS

- 62 Pat Leahy N.Y. Jets
- 45 Josh Scobee Jacksonville
- 44 Steve Christie T.B./Buf.
- 36 Tommy Davis San Francisco
- 36 Rob Bironas Tennessee
- 34 Garo Yepremian Det./Mia.
- 32 Olindo Mare Mia./N.O./Sea./Car.

MOST CONSECUTIVE FGS

- 18 Tony Franklin Phi./N.E.
- 15 Adam Vinatieri* New England
- 13 Nate Kaeding* San Diego
- 13 Olindo Mare Miami
- 12 John Smith New England
- 12 Rob Bironas Tennessee

MOST 50+ FGS

- 5 Rob Bironas Tennessee
- 4 Josh Scobee Jacksonville
- 4 Shayne Graham Houston
- 3 Jason Hanson Detroit
- 2 John Carney S.D./N.O.
- 2 Steve Christie T.B./Buf.
- 2 Sebastian Janikowski Oakland
- 2 Nate Kaeding San Diego
- 2 Chip Lohmiller Washington
- 2 Pete Stoyanovich Mia./K.C.

MOST RUSHING ATTEMPTS

- 345 Curtis Martin N.E./N.Y.J.
- 304 Thurman Thomas Buffalo
- 271 Maurice Jones-Drew Jacksonville
- 251 Jim Taylor G.B./N.O.
- 250 O.J. Simpson Buffalo
- 246 Fred Taylor Jacksonville

MOST RUSHING YARDS

- 1645 Curtis Martin N.E./N.Y.J.
- 1428 Maurice Jones-Drew Jacksonville
- 1251 Fred Taylor Jacksonville
- 1230 Thurman Thomas Buffalo
- 1197 O.J. Simpson Buffalo
- 1032 Jim Taylor Green Bay

MOST RUSHING TOUCHDOWNS

- 13 Paul Hornung Green Bay
- 12 Jim Taylor G.B./N.O.
- 11 Rick Casares Chicago
- 10 Antowain Smith Buf./N.E.

MOST RUSHING TOUCHDOWNS cont...

- 10 Maurice Jones-Drew Jacksonville
- 8 John Riggins N.Y.J./Was
- 8 Y.A. Tittle N.Y.G./S.F
- 8 Domanick Davis Houston
- 8 Arian Foster Houston

MOST 100+ GAMES

- 9 Curtis Martin N.E./N.Y.J.
- 8 Maurice Jones-Drew Jacksonville
- 7 Freeman McNeil N.Y. Jets
- 6 O.J. Simpson Buffalo
- 6 Fred Taylor Jacksonville
- 5 Thurman Thomas Buffalo
- 5 Arian Foster Houston

MOST PASSING ATTEMPTS

- 1030 Dan Marino Miami
- 518 Drew Bledsoe N.E./Buf.
- 512 John Brodie San Francisco
- 500 Joe Ferguson Buffalo
- 500 Jim Kelly Buffalo

MOST PASSING COMPLETIONS

- 624 Dan Marino Miami
- 315 Drew Bledsoe N.E./Buf.
- 300 Jim Kelly Buffalo
- 275 John Brodie San Francisco
- 264 Tom Brady New England
- 259 Joe Ferguson Buffalo

MOST PASSING YARDS

- 7537 Dan Marino Miami
- 3752 Jim Kelly Buffalo
- 3667 Joe Ferguson Buffalo
- 3622 Drew Bledsoe N.E./Buf.
- 3570 Steve Grogan New England

MOST PASSING TOUCHDOWNS

- 54 Dan Marino Miami
- 31 Joe Ferguson Buffalo
- 28 Jim Kelly Buffalo
- 26 Tom Brady New England
- 25 Drew Bledsoe N.E./Buf.
- 23 Vinny Testaverde Bal./Cle./N.Y.J./T.B.
- 21 John Brodie San Francisco
- 21 Steve Grogan New England

MOST PASSES INTERCEPTED

- 29 John Brodie San Francisco
- 27 Bart Starr Green Bay
- 24 Y.A. Tittle S.F./N.Y.G.
- 24 Steve Grogan New England
- 22 Bill Wade L.A./Chi.

MOST 300+ GAMES

- 7 Dan Marino Miami
- 5 Warren Moon Hou./Sea.
- 4 Bill Wade L.A./Chi.
- 3 Joe Namath N.Y. Jets
- 3 Brian Sipe Cleveland
- 3 Brett Favre Green Bay

MOST RECEPTIONS

- 128 Andre Reed Buffalo
- 125 Andre Johnson Houston

MOST RECEPTIONS cont...

- 79 Al Toon N.Y. Jets
- 79 Stanley Morgan New England
- 74 Irving Fryar N.E./Mia./Phi/Was

MOST RECEPTION YARDS

- 1718 Andre Reed Buffalo
- 1621 Andre Johnson Houston
- 1615 Stanley Morgan New England
- 1094 Billy Wilson San Francisco
- 1072 Tony Martin Atl./Mia./S.D.
- 1031 Wesley Walker N.Y. Jets
- 1013 Nat Moore Miami

MOST TOUCHDOWN RECEPTIONS

- 16 Andre Reed Buffalo
- 13 Stanley Morgan New England
- 11 Nat Moore Miami
- 10 Andre Johnson Houston
- 8 Wesley Walker N.Y. Jets
- 8 Billy Wilson San Francisco
- 8 Billy Howton G.B./Dal.
- 8 Howard Cassady Detroit
- 8 Tony Martin Atl./Mia./S.D.
- 8 Bill McColl Chicago

MOST 100+ GAMES

- 8 Stanley Morgan New England
- 6 Andre Johnson Houston
- 5 Tony Martin S.D./Atl./Mia.
- 4 Harlon Hill Chicago
- 4 Jimmy Smith Jacksonville

MOST INTERCEPTIONS

- 11 Bobby Dillon Green Bay
- 10 Jack Christiansen Detroit
- 9 Dick LeBeau Detroit
- 8 Michael Haynes N.E./Oak.
- 7 (4 others)

MOST INTERCEPTION YARDS

- 181 Bobby Dillon Green Bay
- 172 Herb Adderley Green Bay
- 140 Michael Haynes N.E./Oak.
- 139 Hank Gremminger Green Bay
- 137 Glenn Blackwood Miami

MOST TOUCHDOWNS

- 2 Kevin Burnett Dal./S.D.
- 2 Henry Jones Buffalo
- 2 Ty Law New England
- 2 Otis Smith N.E./N.Y.J.

MOST PUNTS

- 106 Chris Mohr Buf./Atl.
- 83 John Kidd Buf./S.D./Mia./N.Y.J.
- 81 Tommy Davis San Francisco
- 78 Rich Camarillo N.E./Ari./Hou.
- 78 Reggie Roby Mia./Was./S.F.
- 77 Brian Hansen N.O./N.E./Cle./N.Y.J.

MOST PUNT YARDS

- 4278 Chris Mohr Buf./Atl.
- 3603 Tony Davis San Francisco
- 3574 John Kidd Buf./S.D./Mia./N.Y.J.
- 3445 Reggie Roby Mia./Was./S.F.
- 3425 Brian Hansen N.O./N.E./Cle./N.Y.J.



HIGHEST AVERAGE (MIN. 25 ATT.)

- 48.9 Shane Lechler Oak./Hou.
- 46.5 Boyd Dowler Green Bay
- 47.7 Kevin Huber, Cincinnati
- 46.5 Yale Lary Detroit
- 45.8 Brian Moorman Buffalo
- 45.2 Mark Royals Jax./Mia./Pit./N.O.

MOST TOUCHBACKS

- 12 Chris Mohr Buffalo
- 11 Rich Camarillo N.E./Ari./Hou.
- 9 Yale Lary Detroit
- 9 Lee Johnson Cin./Cle./N.E./Ten.
- 8 Tom Tupa Cle./N.E./N.Y.J./T.B.
- 8 Craig Hentrich G.B./Ten.

MOST INSIDE 20

- 27 Rich Camarillo N.E./Ari./Hou.
- 26 John Kidd Buf./S.D./Mia./N.Y.J.
- 26 Chris Mohr Buf./Atl.
- 24 Reggie Roby Mia./Was./S.F.
- 22 Tom Tupa Cle./N.E./N.Y.J./T.B.

ADMINISTRATION

COACHING
STAFF

FOOTBALL
OPERATIONS

BUSINESS
OPERATIONS

PLAYERS

2014 SEASON
IN REVIEW

COLTS
HISTORY

RECORDS

COLTS IN THE
COMMUNITY



PLAYOFF RECORDS

COLTS INDIVIDUAL CAREER
AND SINGLE-GAME PLAYOFF RECORDS
(*Denotes Super Bowl)

SERVICE

MOST GAMES:

- 21 Reggie Wayne, 2002-14
- 19 Peyton Manning, 1998-11
- Jeff Saturday, 1999-11
- 18 Justin Snow, 2000-11
- Robert Mathis, 2003-13
- 17 Dwight Freeney, 2002-12
- 16 Raheem Brock, 2002-09
- Ryan Diem, 2002-11
- Marvin Harrison, 1996-08
- 15 Gary Brackett, 2003-10
- Hunter Smith, 1999-08
- 13 Tarik Glenn, 1997-06
- Antoine Bethea, 2006-13
- Adam Vinatieri 2006-14
- 12 Dallas Clark, 2003-11

SCORING

MOST POINTS

CAREER:

- 117 Adam Vinatieri, 2006-14
- 56 Reggie Wayne, 2001-14
- 54 Mike Vanderjagt, 1998-05
- 30 Edgerrin James, 1999-05
- 26 Jim O'Brien, 1970-72

GAME:

- Colts: 18 Tom Matte at Cleveland 12/29/68 (3 TD rushing)
- 15 Adam Vinatieri at Baltimore 1/13/07
- 14 Adam Vinatieri vs. Cincinnati 1/4/15
- 12 (16 times) Last: LaVon Brazill at New England 1/11/14
- Opp: 24 LeGarrette Blount at New England 1/11/14 (4 TD rushing)
- 18 Gary Collins at Cleveland 12/27/64 (3 TD receiving)
- Dave Casper vs. Oakland 12/24/77 (3 TD receiving)
- LeGarrette Blount at New England 1/18/15 (3 TD rushing)
- 16 Adam Vinatieri at New England 1/18/04
- 14 Ryan Succop vs. Kansas City 1/4/14
- 14 Stevan Ridley at New England 1/11/14
- 13 Al Del Greco vs. Tennessee 1/16/00
- 12 (11 times) Last: Nile Davis vs. Kansas City 1/4/14

MOST TOUCHDOWNS

CAREER:

- 9 Reggie Wayne, 2001-14
- 5 Edgerrin James, 1999-05
- 4 Dallas Clark, 2003-11
- Joseph Addai, 2006-11
- 3 Tom Matte, 1961-72
- Peyton Manning, 1998-11
- Brandon Stokley, 2003-06

MOST TOUCHDOWNS

GAME:

- Colts: 3 Tom Matte at Cleveland 12/29/68 (3 TD rushing)
- 2 (13 times) Last: LaVon Brazill at New England 1/11/14
- Opp: 4 LeGarrette Blount at New England 1/11/14 (4 TD rushing)
- 3 Gary Collins at Cleveland 12/27/64 (3 TD receiving)
- Dave Casper vs. Oakland 12/24/77 (3 TD receiving)
- LeGarrette Blount at New England 1/18/15 (3 TD rushing)
- 2 (10 times) Last: LaDainian Tomlinson vs. New York Jets 1/8/11

MOST POINTS KICK-SCORING

CAREER:

- 117 Adam Vinatieri, 2006-14
- 54 Mike Vanderjagt, 1998-05
- 26 Jim O'Brien, 1970-72
- 25 Matt Stover, 2009
- 21 Lou Michaels, 1964-69
- Cary Blanchard, 1995-97

MOST POINTS KICK-SCORING

GAME:

- Colts: 15 Adam Vinatieri at Baltimore 1/13/07
- 14 Adam Vinatieri vs. Cincinnati 1/4/15
- 12 Adam Vinatieri vs. New England 1/21/07
- 12 Matt Stover vs. NY Jets 1/24/10
- 11 Mike Vanderjagt vs. Denver 1/4/04

MOST POINTS KICK-SCORING

GAME: cont...

- Adam Vinatieri vs. Kansas City 1/6/07
- Adam Vinatieri vs. Chicago 2/4/07*
- Opp: 16 Adam Vinatieri at New England 1/18/04
- 14 Ryan Succop vs. Kansas City 1/4/14
- 13 Al Del Greco vs. Tennessee 1/16/00
- 11 John Hall at New York Jets 1/4/03
- Garrett Hartley vs. New Orleans 2/7/10*

MOST FIELD GOALS

CAREER:

- 30 Adam Vinatieri, 2006-14
- 11 Mike Vanderjagt, 1998-05
- 6 Jim O'Brien, 1970-72
- Matt Stover, 2009
- 4 Lou Michaels, 1964-69
- Cary Blanchard, 1995-97

GAME:

- Colts: 5 Adam Vinatieri at Baltimore 1/13/07
- 4 Adam Vinatieri vs. Cincinnati 1/4/15
- 3 Cary Blanchard at Pittsburgh 1/4/96
- Mike Vanderjagt vs. Tennessee 1/16/00
- Mike Vanderjagt at Miami 12/30/00
- Adam Vinatieri vs. Kansas City 1/6/07
- Adam Vinatieri vs. New England 1/21/07
- Adam Vinatieri vs. Chicago 2/4/07*
- Matt Stover vs. NY Jets 1/24/10
- Adam Vinatieri vs. NY Jets 1/8/11
- Adam Vinatieri at Baltimore 1/6/13
- Opp: 5 Adam Vinatieri at New England 1/18/04



Reggie Wayne leads the franchise in career postseason touchdowns with nine. Wayne also ranks second in NFL postseason history with 93 career receptions.

**MOST FIELD GOALS****GAME:** cont...

- 4 Al Del Greco vs. Tennessee
1/16/00
- 3 Pat Summerall vs. New York
Giants 12/27/59
- Jim Turner vs. New York Jets
1/12/69*
- Garrett Hartley vs. New Orleans
2/7/10*

MOST FIELD GOAL ATTEMPTS**CAREER:**

- 34 Adam Vinatieri, 2006-14
- 14 Jim O'Brien, 1970-72
- Mike Vanderjagt, 1998-05
- 8 Lou Michaels, 1964-69
- 7 Cary Blanchard, 1995-97
- Matt Stover, 2009

GAME:

- Colts: 5 Adam Vinatieri at Baltimore
1/13/07 (5-5)
- 4 Jim O'Brien vs. Oakland
1/3/71 (2-4)
- Cary Blanchard at Pittsburgh
1/14/96 (3-4)
- Mike Vanderjagt at Miami
12/30/00 (3-4)
- Adam Vinatieri vs. Chicago
2/4/07* (3-4)
- Adam Vinatieri at Baltimore
1/6/13 (3-4)
- Adam Vinatieri vs. Cincinnati
1/4/15 (4-4)
- Opp: 5 Adam Vinatieri at New England
1/18/04 (5-5)
- 4 Al Del Greco vs. Tennessee
1/16/00 (4-4)
- 3 (8 times) Last: Garrett Hartley
vs. New Orleans 2/7/10* (3-3)

LONGEST FIELD GOAL

- Colts: 53 Adam Vinatieri vs. Cincinnati
1/4/15
- 52 Adam Vinatieri at Baltimore
1/6/13
- 51 Adam Vinatieri at Baltimore
1/13/07
- 50 Mike Vanderjagt at Miami
12/30/00
- Adam Vinatieri vs. Kansas City
1/6/07
- Adam Vinatieri vs. New York
Jets 1/8/11
- 48 Adam Vinatieri vs. Kansas City
1/6/07
- Adam Vinatieri at Baltimore
1/13/07
- Opp: 57 Mike Nugent vs. Cincinnati
1/4/15
- 54 John Carney at San Diego
12/31/95
- 51 Matt Stover at Baltimore
1/13/07

LONGEST FIELD GOAL cont...

- 50 Norm Johnson at Pittsburgh
12/29/96
- 49 Al Del Greco vs. Tennessee
1/16/00

MOST PATS**CAREER:**

- 27 Adam Vinatieri, 2006-14
- 21 Mike Vanderjagt, 1998-05
- 9 Lou Michaels, 1964-69
- Cary Blanchard, 1995-97
- 8 Jim O'Brien, 1970-72

GAME:

- Colts: 7 Mike Vanderjagt vs. Denver
1/9/05
- 6 Adam Vinatieri vs. Kansas City
1/4/14
- 5 Cary Blanchard at San Diego
12/31/95
- Mike Vanderjagt vs. Denver
1/4/04
- Mike Vanderjagt at Kansas City
1/11/04
- Opp: 6 Stephen Gostkowski at New
England 1/18/15
- 5 Matt Bahr at Cleveland 1/9/88
- John Hall at New York Jets
1/4/03
- Ryan Succop vs. Kansas City
1/4/14
- Stephen Gostkowski at New
England 1/11/14
- 4 (7 times) Last: Nate Kaeding vs.
San Diego 1/13/08

MOST POINT AFTER ATTEMPTS**CAREER:**

- 27 Adam Vinatieri, 2006-14
- 21 Mike Vanderjagt, 1998-05
- 9 Lou Michaels, 1964-69
- Cary Blanchard, 1995-97
- 8 Jim O'Brien, 1970-72

GAME:

- Colts: 7 Mike Vanderjagt vs. Denver
1/9/05
- 6 Adam Vinatieri vs. Kansas City
1/4/14
- 5 Cary Blanchard at San Diego
12/31/95
- Mike Vanderjagt vs. Denver
1/4/04
- Mike Vanderjagt at Kansas City
1/11/04
- Opp: 6 Stephen Gostkowski at New
England 1/18/15
- 5 Matt Bahr at Cleveland 1/9/88
- John Hall at New York Jets 1/4/03
- Ryan Succop vs. Kansas City
1/4/14
- Stephen Gostkowski at New
England 1/11/14

MOST POINT AFTER ATTEMPTS**GAME:** cont...

- 4 (7 times) Last: Nate Kaeding vs.
San Diego 1/13/08

RUSHING**MOST ATTEMPTS****CAREER:**

- 158 Joseph Addai, 2006-11
- 157 Edgerrin James, 1999-05
- 98 Dominic Rhodes, 2001-06,08,10

GAME:

- Colts: 26 Lydell Mitchell at Pittsburgh
12/27/75 (26-63)
- Edgerrin James at Kansas City
1/11/04 (26-125)
- 25 Norm Bulaich vs. Cincinnati
12/26/70 (25-116)
- Joseph Addai vs. Kansas City
1/6/07 (25-122)
- Opp: 40 Lamar Smith at Miami 12/30/00
- 30 Matt Snell vs. New York Jets
1/12/69* (30-121)
- LeGarrette Blount at New
England 1/18/15
- 27 Jim Brown at Cleveland
12/27/64 (27-114)
- Franco Harris at Pittsburgh
12/27/75 (27-153)

MOST YARDS**CAREER:**

- 621 Joseph Addai, 2006-11
- 616 Edgerrin James, 1999-05
- 407 Dominic Rhodes, 2001-06,08,10



Running back Zack Crockett holds the team's record for single-game rushing yardage in the postseason after tallying 147 yards against San Diego in 1995.

GAME:

- Colts: 147 Zack Crockett at San Diego
12/31/95 (133-147)
- 125 Edgerrin James at Kansas
City 1/11/04 (26-125)
- 122 Joseph Addai vs. Kansas
City 1/6/07 (25-122)
- 116 Tom Matte vs. New York Jets
1/12/69* (11-116)
- Norm Bulaich vs. Cincinnati
12/26/70 (25-116)

ADMINISTRATION

COACHING
STAFFFOOTBALL
OPERATIONSBUSINESS
OPERATIONS

PLAYERS

2014 SEASON
IN REVIEWCOLTS
HISTORY

RECORDS

COLTS IN THE
COMMUNITY

**MOST YARDS****GAME:** cont...

- Opp: 209 Lamar Smith at Miami
12/30/00 (40-209)
- 176 Priest Holmes at Kansas City
1/11/04 (24-176)
- 166 LeGarrette Blount at New
England 1/11/14
- 162 Eddie George vs. Tennessee
1/16/00 (26-162)
- 153 Franco Harris at Pittsburgh
12/27/75 (27-153)
- 148 LeGarrette Blount at New
England 1/18/15
- 144 Corey Dillon at New England
1/16/05 (23-144)

HIGHEST AVERAGE (min. 15 carries)**CAREER:**

- 8.1 Zack Crockett, 1995-97
4.4 John Unitas, 1956-72
4.2 Alan Ameche, 1955-60
Tom Matte, 1961-72
Dominic Rhodes, 2001-06,08,10

GAME:

- Colts: 11.3 Zack Crockett at San Diego
12/31/95
- 10.6 Tom Matte vs. New York Jets
1/12/69*
- 5.5 Jerry Hill at Cleveland
12/29/68
- Opp: 7.5 Thomas Jones vs. Chicago
2/4/07*
- 7.3 Franco Harris vs. Pittsburgh
12/19/76
Priest Holmes at Kansas City
1/11/04

MOST RUSHING TOUCHDOWNS**CAREER:**

- 5 Edgerrin James, 1999-05
4 Joseph Addai, 2006-11
3 Tom Matte, 1961-72
Peyton Manning, 1998-11

GAME:

- Colts: 3 Tom Matte at Cleveland 12/29/68
2 Alan Ameche at New York
Giants 12/28/58
Edgerrin James at Kansas City
1/11/04
Norm Bulaich vs. Oakland
1/3/71
Don Nottingham at Cleveland
12/26/71
Ron Lee vs. Oakland 12/24/77
Zack Crockett at San Diego
12/31/95
- Opp: 4 LeGarrette Blount at New England
1/11/14
- 3 LeGarrette Blount at New England
1/18/15
- 2 Reggie Harrison vs. Pittsburgh
12/19/76
Jerome Bettis at Pittsburgh
12/29/96

MOST RUSHING TOUCHDOWNS**GAME:** cont...

- 2 Kordell Stewart at Pittsburgh
12/29/96
Lamar Smith at Miami
12/30/00
LaMont Jordan at NY Jets
1/4/03
Priest Holmes at Kansas City
1/11/04
Darren Sproles at San Diego
1/3/09
LaDainian Tomlinson vs. NY Jets
1/8/11

LONGEST RUSH

- Colts: 66t Zack Crockett at San Diego
12/31/95
- 58t Tom Matte vs. New York Jets
1/12/69*
- 36t Dominic Rhodes vs. Chicago
2/4/07*
- Opp: 73t LeGarrette Blount at New
England 1/11/14
- 68t Eddie George vs. Tennessee
1/16/00
- 52 Thomas Jones vs. Chicago
2/4/07*
- 50 Franco Harris vs. Pittsburgh
12/19/76

LONGEST RUSHING TOUCHDOWN

- Colts: 66 Zack Crockett at San Diego
12/31/95
- 33 Zack Crockett at San Diego
12/31/95
- 13 Ron Lee vs. Oakland 12/24/77
12 Tom Matte at Cleveland
12/27/68
- Opp: 73t LeGarrette Blount at New
England 1/11/14
- 68 Eddie George vs. Tennessee
1/16/00
- 31 Jon Witman at Pittsburgh
12/29/96
- 30 Clarence Davis vs. Oakland
12/24/77

PASSING**MOST ATTEMPTS****CAREER:**

- 718 Peyton Manning, 1998-11
260 Andrew Luck, 2012-14
226 John Unitas, 1956-72

GAME:

- Colts: 54 Andrew Luck at Baltimore
1/6/13 (28-54-288-0-1)
- 48 Peyton Manning vs. San
Diego 1/13/08 (33-48-402-3-2)
- 47 Peyton Manning at New
England 1/18/04 (23-47-237-1-4)
Peyton Manning vs. New England
1/21/07 (27-47-349-1-1)

- 45 Peyton Manning vs. New
Orleans 2/7/10* (31-45-333-1-1)
Andrew Luck vs. Kansas City
1/4/14 (29-45-443-4-3)
- 44 Peyton Manning vs. Baltimore
1/16/10 (30-44-246-2-1)
Andrew Luck vs. Cincinnati
1/4/15 (31-44-376-1-0)
- 43 Andrew Luck at Denver
1/11/15 (27-43-265-2-2)
- Opp: 47 Stan Humphries at San Diego
12/31/95 (23-47-292-2-4)
- 46 Alex Smith vs. Kansas City
1/4/14 (30-46-363-4-0)
Peyton Manning vs. Indianapolis
1/11/15 (26-46-211-1-0)
- 44 Joe Kapp vs. Minnesota
12/22/68 (26-44-287-2-2)
- 41 Neil O'Donnell at Pittsburgh
1/14/96 (25-41-205-1-1)
- 40 Kenny Stabler vs. Oakland
12/24/77 (21-40-345-3-2)

MOST COMPLETIONS**CAREER:**

- 453 Peyton Manning, 1998-11
147 Andrew Luck, 2012-14
120 John Unitas, 1956-72

GAME:

- Colts: 33 Peyton Manning vs. San
Diego 1/13/08 (33-48-402-3-2)
- 31 Peyton Manning vs. New
Orleans 2/7/10* (31-45-333-1-1)
- 31 Andrew Luck vs. Cincinnati
1/4/15 (31-44-376-1-0)
- 30 Peyton Manning vs. Kansas
City 1/6/07 (30-38-268-1-3)
Peyton Manning vs. Baltimore
1/16/10 (30-44-246-2-1)
- Opp: 32 Drew Brees vs. New Orleans
2/7/10* (32-39-288-2-0)
- 30 Alex Smith vs. Kansas City
1/4/14 (30-46-363-4-0)
- 26 Joe Kapp vs. Minnesota
12/22/68 (26-44-287-2-2)
Peyton Manning vs. Indianapolis
1/11/15 (26-46-211-1-0)
- 25 Neil O'Donnell at Pittsburgh
1/14/96 (25-41-205-1-1)
- 24 Jake Plummer vs. Denver
1/9/05 (24-34-284-2-1)

MOST YARDS**CAREER:**

- 5389 Peyton Manning, 1998-11
1829 Andrew Luck, 2012-14
1663 John Unitas, 1956-72

GAME:

- Colts: 458 Peyton Manning vs. Denver
1/9/05 (27-33-458-4-1)
- 436 Andrew Luck vs. Kansas City
1/4/14 (29-45-436-4-3)
- 402 Peyton Manning vs. San Diego
1/13/08 (33-48-402-3-2)

MOST YARDS

- GAME: cont...**
- 377 Peyton Manning vs. Denver 1/4/04 (22-26-377-5-0)
 - Peyton Manning vs. NYJ 1/24/10 (26-39-377-3-0)
 - 376 Andrew Luck vs. Cincinnati 1/4/15 (31-44-376-1-0)
 - 349 John Unitas at New York Giants 12/28/58 (26-40-349-1-1)
 - Peyton Manning vs. New England 1/21/07 (27-47-349-1-1)
 - Opp: 363 Alex Smith vs. Kansas City 1/4/14 (30-46-363-4-0)
 - 345 Kenny Stabler vs. Oakland 12/24/77 (21-40-345-3-2)
 - 292 Stan Humphries at San Diego 12/31/95 (23-47-292-2-4)
 - 288 Drew Brees vs. New Orleans 2/7/10* (32-39-288-2-0)

HIGHEST COMPLETION PERCENTAGE (Min. 50 Att/Career, 15 Att/Game)

CAREER:

- 63.1 Peyton Manning, 1998-11
- 56.5 Andrew Luck, 2012-14
- 53.1 John Unitas, 1956-72

GAME:

- Colts: 84.6 Peyton Manning vs. Denver 1/4/04 (22-26-377-5-0)
- 81.8 Peyton Manning vs. Denver 1/9/05 (27-33-458-4-1)
- 78.9 Peyton Manning vs. Kansas City 1/6/07 (30-38-268-1-3)
- Opp: 82.1 Drew Brees vs. New Orleans 2/7/10* (32-39-288-2-0)
- 77.8 Terry Bradshaw vs. Pittsburgh 12/19/76 (14-18-264-3-1)
- 76.7 Jake Plummer vs. Denver 1/4/04 (23-30-181-1-2)



Quarterback Peyton Manning holds the Colts record for career postseason passing yardage with 5,389.

MOST TOUCHDOWN PASSES

CAREER:

- 29 Peyton Manning, 1998-11
- 9 Andrew Luck, 2012-14
- 7 John Unitas, 1956-72

GAME:

- Colts: 5 Peyton Manning vs. Denver 1/4/04 (22-26-377-5-0)
- 4 Peyton Manning vs. Denver 1/9/05 (27-33-458-4-1)
- 4 Andrew Luck vs. Kansas City 1/4/14 (29-45-436-4-3)
- 3 Peyton Manning at Kansas City 1/11/04 (22-30-304-3-0)
- Peyton Manning vs. San Diego 1/13/08 (33-48-402-3-2)
- Peyton Manning vs. New York Jets 1/24/10 (26-39-377-3-0)
- Opp: 4 Alex Smith vs. Kansas City 1/4/14 (30-46-363-4-0)
- 3 Frank Ryan at Cleveland 12/27/64 (11-18-206-3-1)
- Terry Bradshaw vs. Pittsburgh 12/19/76 (14-18-264-3-0)
- Kenny Stabler vs. Oakland 12/24/77(21-40-345-3-2)
- Bernie Kosar at Cleveland 1/9/88 (20-31-229-3-1)
- Chad Pennington at New York Jets 1/4/03 (19-25-222-3-0)
- Philip Rivers vs. San Diego 1/13/08 (14-19-264-3-1)
- Tom Brady at New England 1/18/15 (23-35-226-3-1)
- 2 (8 times) Last: Joe Flacco at Baltimore 1/6/13 (12-23-282-2-0)

MOST PASSES HAD INTERCEPTED

CAREER:

- 19 Peyton Manning, 1998-11
- 12 Andrew Luck, 2012-14
- 10 John Unitas, 1956-72

GAME:

- Colts: 4 Peyton Manning at New England 1/18/04 (23-47-237-1-4)
- 4 Andrew Luck at New England 1/11/14 (20-41-331-2-4)
- 3 Earl Morrall vs. New York Jets 1/12/69* (6-17-71-0-3)
- John Unitas at Miami 1/2/72 (20-36-224-0-3)
- Peyton Manning vs. Kansas City 1/6/07 (30-38-268-1-3)
- 3 Andrew Luck vs. Kansas City 1/4/14 (29-45-436-4-3)
- 2 (9 times) Last: Andrew Luck at New England 1/18/15 (12-33-126-0-2)
- Opp: 4 Stan Humphries at San Diego 12/31/95 (23-47-292-2-4)
- 3 George Blanda vs. Oakland 1/3/71 (17-32-271-2-3)
- Craig Morton vs. Dallas 1/17/71* (12-26-127-1-3)
- Bill Nelsen at Cleveland 12/26/71 (9-21-104-0-3)
- Steve Bono at Kansas City 1/7/96 (11-25-122-1-3)
- Jay Fiedler at Miami 12/30/00 (19-34-185-1-3)

LONGEST PASS PLAY

- Colts: 87t Peyton Manning to Brandon Stokley vs. Denver 1/4/04
- 75t John Unitas to John Mackey vs. Dallas 1/17/71*
- 72t Peyton Manning to Reggie Wayne at San Diego 1/3/09
- 68t John Unitas to Ray Perkins vs. Oakland 1/3/71
- Opp: 80t Mark Sanchez to Braylon Edwards vs. NYJ 1/24/10
- 79t Alex Smith to Donnie Avery vs. Kansas City 1/4/14
- 76t Terry Bradshaw to Frank Lewis vs. Pittsburgh 12/19/76
- 75t Bob Griese to Paul Warfield at Miami 1/2/72

RECEIVING

MOST RECEPTIONS

CAREER:

- 93 Reggie Wayne, 2001-14
- 65 Marvin Harrison, 1996-08
- 64 Dallas Clark, 2003-11

GAME:

- Colts: 13 T.Y. Hilton vs. Kansas City 1/14/14 (13-224, 2 TDs)
- 12 Raymond Berry vs. New York Giants 12/28/58 (12-178, 1 TD)
- 11 Pierre Garcon vs. New York Jets 1/24/10 (11-151, 1 TD)
- 10 Reggie Wayne vs. Denver 1/9/05 (10-221, 2 TDs)
- Joseph Addai vs. Chicago 2/4/07* (10-66)
- Daniel Herron vs. Cincinnati 1/4/15 (10-85)
- 9 Dallas Clark vs. Kansas City 1/6/07 (9-103)
- Joseph Addai vs. San Diego 1/13/08 (9-67)
- Reggie Wayne at Baltimore 1/6/13 (9-114)
- Opp: 10 Ronnie Harmon at San Diego 12/31/95 (10-133)
- 9 Bob Schnelker vs. New York Giants 12/27/59 (9-175, 1 TD)
- Ray Rice vs. Baltimore 1/16/10 (9-60)
- Julian Edelman at New England 1/18/15 (9-98)

MOST YARDS

CAREER:

- 1254 Reggie Wayne, 2001-14
- 883 Marvin Harrison, 1996-08
- 847 Dallas Clark, 2003-11

GAME:

- Colts: 224 T.Y. Hilton vs. Kansas City 1/4/14 (13-224, 2 TDs)
- 221 Reggie Wayne vs. Denver 1/9/05 (10-221, 2 TDs)

ADMINISTRATION

COACHING STAFF

FOOTBALL OPERATIONS

BUSINESS OPERATIONS

PLAYERS

2014 SEASON IN REVIEW

COLTS HISTORY

RECORDS

COLTS IN THE COMMUNITY

**MOST YARDS****GAME:** cont...

178	Raymond Berry at New York Giants 12/28/58 (12-178, 1 TD)
151	Pierre Garcon vs. New York Jets 1/24/10 (11-151, 1 TD)
148	Willie Richardson vs. Minnesota 12/22/68 (6-148)
144	Brandon Stokley vs. Denver 1/4/04 (4-144)
Opp: 175	Bob Schnelker vs. New York Giants 12/27/59 (9-175, 1 TD)
150	Dwayne Bowe vs. Kansas City 1/4/14 (8-150, 1 TD)
145	Anquan Boldin at Baltimore 1/6/13 (5-145, 1 TD)
133	George Sauer vs. New York Jets 1/12/69* (8-133)
	Ronnie Harmon at San Diego 12/31/95 (10-133)
130	Gary Collins at Cleveland 12/27/64 (5-130, 3 TD)
125	Paul Warfield at Miami 1/2/72 (2-125, 1 TD)
113	Cliff Branch vs. Oakland 12/24/77 (6-113)

HIGHEST AVERAGE**(Min. 10 Rec., 2 Rec/Game)****CAREER:**

21.1	Eddie Hinton, 1969-72
18.9	Lenny Moore, 1956-67
18.9	Willie Richardson, 1963-69, 71

GAME:

Colts: 42.0	Lenny Moore vs. New York Giants 12/27/59 (3-126, 1 TD)
	40.0 Ray Perkins vs. Oakland 1/3/71 (2-80, 1 TD)
	John Mackey vs. Dallas 1/17/71* (2-80, 1 TD)
Opp: 62.5	Paul Warfield at Miami 1/2/72 (2-125, 1 TD)
51.5	Frank Lewis vs. Pittsburgh 12/19/76 (2-103, 1 TD)
50.0	Braylon Edwards vs. New York Jets 1/24/10 (2-100, 1 TD)

MOST TOUCHDOWN RECEPTIONS**CAREER:**

9	Reggie Wayne, 2001-14
4	Dallas Clark, 2003-11
3	Brandon Stokley, 2003-06
	Pierre Garcon, 2008-11
2	Austin Collie, 2009-12
	Marvin Harrison, 1996-08
	John Mackey, 1963-71
	Floyd Turner, 1994-95
	T.Y. Hilton, 2012-14
	LaVon Brazill, 2012-13

GAME:

Colts: 2	Marvin Harrison vs. Denver 1/4/04
	Brandon Stokley vs. Denver 1/4/04

MOST TOUCHDOWN RECEPTIONS**GAME:** cont...

2	Reggie Wayne vs. Denver 1/9/05
	T.Y. Hilton vs. Kansas City 1/4/14
	LaVon Brazill at New England 1/11/14
Opp: 3	Gary Collins at Cleveland 12/27/64
	Dave Casper vs. Oakland 12/24/77
2	Lynn Swann vs. Pittsburgh 12/19/76

LONGEST RECEPTION

Colts: 87	Brandon Stokley from Peyton Manning vs. Denver 1/4/04
75	John Mackey from John Unitas vs. Dallas 1/17/71*
72	Reggie Wayne from Peyton Manning at San Diego 1/3/09
68	Ray Perkins from John Unitas vs. Oakland 1/3/71
64	T.Y. Hilton from Andrew Luck vs. Kansas City 1/4/14
60	Lenny Moore from John Unitas at New York Giants 12/28/58
Opp: 80	Braylon Edwards from Mark Sanchez vs. New York Jets 1/24/10
79	Donnie Avery from Alex Smith vs. Kansas City 1/4/14
76	Frank Lewis from Terry Bradshaw vs. Pittsburgh 12/19/76
75	Paul Warfield from Bob Griese at Miami 1/2/72
62	Kyle Rote from Charlie Conerly at New York Giants 12/28/58
56	Richie Anderson from Chad Pennington at New York Jets 1/4/03
56	Darren Sproles from Philip Rivers vs. San Diego 1/13/08

YARDS FROM SCRIMMAGE**MOST ATTEMPTS****CAREER:**

204	Joseph Addai, 2006-11
185	Edgerrin James, 1999-05
109	Dominic Rhodes, 2001-06,08,10

GAME:

Colts: 32	Joseph Addai vs. Kansas City 1/6/07 (25 rush/7 rec.)
31	Daniel Herron at Denver 1/11/15 (23 rush/8 rec.)
30	Lydell Mitchell at Pittsburgh 12/27/75 (26 rush/4 rec.)
29	Joseph Addai vs. Chicago 2/4/07* (19 rush/10 rec.)
Opp: 43	Lamar Smith at Miami 12/30/00 (40 rush/3 rec.)

MOST ATTEMPTS**GAME:** cont...

34	Matt Snell vs. New York Jets 1/12/69* (30 rush/4 rec.)
30	Jim Brown at Cleveland 12/27/64 (27 rush/3 rec.)
30	LeGarrette Blount at New England 1/18/15 (30 rush)

MOST YARDS**CAREER:**

1254	Reggie Wayne, 2001-14
919	Joseph Addai, 2006-11
883	Marvin Harrison, 1996-08

GAME:

Colts: 224	T.Y. Hilton vs. Kansas City 1/4/14 (224 rec.)
221	Reggie Wayne vs. Denver 1/9/05 (221 rec.)
178	Raymond Berry at New York Giants 12/28/58 (178 rec.)
157	Zack Crockett at San Diego 12/31/95 (147 rush/10 rec.)
Opp: 227	Lamar Smith at Miami 12/30/00 (209 rush/18 rec.)
208	Priest Holmes at Kansas City 1/11/04 (176 rush/32 rec.)
176	Eddie George vs. Tennessee 1/16/00 (162 rush/14 rec.)
175	Bob Schnelker vs. New York Giants 12/27/59 (175 rec.)



Raymond Berry ranks third in franchise history in postseason single-game yards from scrimmage with 178 against the New York Giants in 1958.

PUNTING**MOST PUNTS****CAREER:**

60	David Lee, 1966-78
52	Hunter Smith, 1999-08
39	Pat McAfee, 2009-14

GAME:

Colts: 12	David Lee vs. Oakland 12/24/77
9	David Lee at Pittsburgh 12/27/75
8	Tom Gilbray at Green Bay 12/26/65
	Chris Gardocki at Pittsburgh 12/29/96

**MOST PUNTS****GAME:** cont...

Opp:	9	Ron Widby vs. Dallas 1/17/71*
	8	Dave Lewis vs. Cincinnati 12/26/70
		Ray Guy vs. Oakland 12/24/77
	8	Kevin Huber vs. Cincinnati 1/4/15

MOST PUNT YARDS**CAREER:**

2397	David Lee, 1966-78
2288	Hunter Smith, 1999-08
1830	Pat McAfee, 2009-14

GAME:

Colts:	438	David Lee vs. Oakland 12/24/77
	361	David Lee at Pittsburgh 12/27/75
	340	Hunter Smith vs. Tennessee 1/16/00
Opp:	380	Kevin Huber vs. Cincinnati 1/4/15
	377	Ron Widby vs. Dallas 1/17/71*
	374	Ray Guy vs. Oakland 12/24/77
	316	Mike Scifres at San Diego 1/3/09

HIGHEST PUNTING AVERAGE**(Min. 2/Career, 3 Att/Game)****CAREER:**

46.9	Pat McAfee, 2009-14
44.0	Hunter Smith, 1999-08
41.1	Chris Gardocki, 1995-97

GAME:

Colts:	52.8	Hunter Smith vs. New England 1/21/07 (4-211)
	51.8	Pat McAfee at New England 1/11/14 (5-259)
	51.5	Pat McAfee vs. Cincinnati 1/4/15 (4-206)
	50.8	Raymond Brown at New York Giants 12/28/58 (4-203)
	50.0	Chris Gardocki at Pittsburgh 1/14/96 (4-200)
Opp:	59.0	Mike Scifres vs. San Diego 1/13/08 (3-177)
	52.7	Mike Scifres at San Diego 1/3/09 (6-316)
	52.3	Dustin Colquitt vs. Kansas City 1/6/07 (6-314)

MOST TOUCHBACKS**CAREER:**

7	David Lee, 1966-78
6	Hunter Smith, 1999-08

GAME:

Colts:	2	David Lee at Pittsburgh 12/27/75
	2	Pat McAfee vs. Cincinnati 1/4/15

MOST TOUCHBACKS**GAME:** cont...

Opp:	4	Sean Weatherford vs. New York Jets 1/8/11
	3	Ray Guy vs. Oakland 12/24/77

MOST PUNTS BLOCKED**CAREER:**

1	David Lee, 1966-78
---	--------------------

GAME:

Colts:	1	David Lee vs. Oakland 12/24/77
Opp:		None

LONGEST PUNT**GAME:**

Colts:	68	Pat McAfee vs. Cincinnati 1/4/15
	63	Hunter Smith at San Diego 1/3/09
	60	Hunter Smith at San Diego 1/3/09
	58	Rohn Stark at Cleveland 1/9/88
		Hunter Smith vs. New England 1/21/07
		Pat McAfee at New England 1/11/14
		Pat McAfee at New England 1/18/15
Opp:	67	Mike Scifres at San Diego 1/3/09
	66	Dustin Colquitt vs. Kansas City 1/6/07
		Mike Scifres vs. San Diego 1/13/08

PUNT RETURNS**MOST RETURNS****CAREER:**

15	Terrence Wilkins, 1999-01,03,06
13	Ron Gardin, 1970-71
12	Rick Volk, 1967-75

GAME:

Colts:	7	Ron Gardin vs. Cincinnati 12/26/70
	5	Rick Volk at Miami 1/2/72
		Jahine Arnold at Pittsburgh 12/29/96
		Josh Cribbs vs. Cincinnati (1/4/15)
	4	(7 times) Last: T.J. Rushing vs. Baltimore 1/16/10
Opp:	5	Neil Colzie vs. Oakland 12/24/77
		Jahine Arnold at Pittsburgh 12/29/96
		Antwaan Randle El vs. Pittsburgh 1/15/06
	4	Tamarick Vanover at Kansas City 1/7/96
		Jacoby Jones at Baltimore 1/6/13

MOST YARDS**CAREER:**

167	Terrence Wilkins, 1999-01, 03,06
79	T.J. Rushing, 2006-09
71	Ray Buchanan, 1993-96

GAME:

Colts:	52	Ray Buchanan at San Diego 12/31/95
	46	T.J. Rushing vs. San Diego 1/13/08
	42	Terrence Wilkins vs. Chicago 2/4/07*
Opp:	77	Jahine Arnold at Pittsburgh 12/29/96
	72	Darren Sproles at San Diego 1/3/09
	71	Leroy Kelly at Cleveland 12/26/71
		Julian Edelman at New England 1/18/15

HIGHEST AVERAGE**(Min. 4 Returns, 2/Game)****CAREER:**

11.8	Ray Buchanan, 1993-96
11.1	Terrence Wilkins, 1999-01, 03, 06
10.3	Howard Stevens, 1975-77

GAME:

Colts:	26.0	Ray Buchanan at San Diego 12/31/95 (2-52)
	15.3	T.J. Rushing vs. San Diego 1/13/08 (3-46)
	14.0	Terrence Wilkins vs. Chicago 2/4/07* (3-42)
Opp:	24.0	Darren Sproles at San Diego 1/3/09 (3-72)
	23.7	Leroy Kelly at Cleveland 12/26/71 (3-71)
		Julian Edelman at New England 1/18/15 (3-71)
	17.7	Andre Hastings at Pittsburgh 1/14/96 (3-53)

LONGEST RETURN GAME:

Colts:	46	Ray Buchanan at San Diego 12/31/95
	24	Terrence Wilkins vs. Tennessee 1/16/00
	22	T.J. Rushing vs. San Diego 1/13/08
Opp:	48	Leroy Kelly at Cleveland 12/26/71
	45	Julian Edelman at New England 1/18/15
	34	Jacoby Jones at Baltimore 1/6/13
	33	Andre Hastings at Pittsburgh 1/14/96

ADMINISTRATION

COACHING
STAFFFOOTBALL
OPERATIONSBUSINESS
OPERATIONS

PLAYERS

2014 SEASON
IN REVIEWCOLTS
HISTORY

RECORDS

COLTS IN THE
COMMUNITY



KICKOFF RETURNS

MOST RETURNS

CAREER:

- 20 Terrence Wilkins, 1999-00,03,06
 19 Dominic Rhodes, 2001-06,08,10
 12 Chad Simpson, 2008-09

GAME:

- Colts: 6 Albert Bentley at Cleveland 1/9/88
 5 (6 times) Last: Chad Simpson vs. New Orleans 2/7/10*
 Opp: 7 Dante Hall at Kansas City 1/11/04
 6 (4 times) Last: Ellis Hobbs vs. New England 1/21/07

MOST YARDS

CAREER:

- 417 Dominic Rhodes, 2001-06,08,10
 386 Terrence Wilkins, 1999-01,03,06
 258 Chad Simpson, 2008-09

GAME:

- Colts: 134 Marshall Johnson vs. Oakland 12/24/77
 129 T.J. Rushing vs. San Diego 1/13/08
 121 Dominic Rhodes at New England 1/18/04
 114 Albert Bentley at Cleveland 1/9/88
 111 Chad Simpson vs. New Orleans 2/7/10*
 Opp: 220 Ellis Hobbs vs. New England 1/21/07
 208 Dante Hall at Kansas City 1/11/04
 169 Carl Garrett vs. Oakland 12/24/77

HIGHEST AVERAGE

(Min. 3/Career, 2/Game)

CAREER:

- 44.7 Marshall Johnson, 1975-80
 30.0 LaVon Brazill, 2012-13
 29.0 Josh Cribbs, 2014
 27.8 Preston Pearson, 1967-68
 27.7 Charlie Pittman, 1971

GAME:

- Colts: 44.7 Marshall Johnson vs. Oakland 12/24/77 (3-136, 1 TD)
 33.5 Josh Cribbs vs. Cincinnati (2-67)
 30.0 LaVon Brazill vs. Kansas City 1/4/14 (3-90)
 29.5 Preston Pearson vs. New York Jets 1/12/69* (2-59)

HIGHEST AVERAGE

GAME: cont...

- 29.0 Charlie Pittman at Miami 1/2/72 (2-58)
 27.7 Chad Simpson vs. New York Jets 1/24/10 (3-83)
 Opp: 36.7 Ellis Hobbs vs. New England 1/21/07 (6-220)
 33.8 Carl Garrett vs. Oakland 12/24/77 (5-169)
 30.0 Phil King vs. New York Giants 12/27/59 (2-60)
 30.0 Jacoby Jones at Baltimore 1/6/13 (2-60)

LONGEST RETURN

GAME:

- Colts: 87t Marshall Johnson vs. Oakland 12/24/77
 38 Charlie Pittman at Miami 1/2/72
 Albert Bentley at Cleveland 1/9/88
 Josh Cribbs vs. Cincinnati 1/4/15
 Opp: 92t Dante Hall at Kansas City 1/11/04
 Devin Hester vs. Chicago 2/4/07*
 80 Ellis Hobbs vs. New England 1/21/07

SACKS

(*SINCE 1982)

MOST SACKS

CAREER:

- 9.0 Dwight Freeney, 2002-12
 6.5 Robert Mathis, 2003-14
 3.0 Larry Tripplett, 2002-05

GAME:

- 2.0 Dwight Freeney vs. Kansas City 1/6/07
 2.0 Dwight Freeney at San Diego 1/3/09
 2.0 Robert Mathis at San Diego 1/3/09

INTERCEPTIONS

MOST INTERCEPTIONS

CAREER:

- 5 Jerry Logan, 1963-72
 Rick Volk, 1967-75
 4 Antoine Bethea, 2006-13
 3 Mike Curtis, 1965-75
 Kelvin Hayden, 2005-10

GAME:

- Colts: 2 Johnny Sample vs. New York Giants 12/27/59
 Rick Volk at Cleveland 12/26/71
 Lloyd Mumphord at Pittsburgh 12/27/75
 Bruce Laird vs. Oakland 12/24/77
 Jason Belser at San Diego 12/31/95
 Chad Cota at Miami 12/30/00
 David Macklin vs. Denver 1/4/04

MOST INTERCEPTIONS

GAME: cont...

- Opp: 3 Ty Law at New England 1/18/04
 2 Randy Beverly vs. New York Jets 1/12/69*
 Chuck Howley vs. Dallas 1/17/71*
 Ty Law vs. Kansas City 1/6/07
 Ed Reed at Baltimore 1/13/07
 Husain Abdullah vs. Kansas City 1/4/14

MOST RETURN YARDS

CAREER:

- 112 Rick Volk, 1967-75
 76 Johnny Sample, 1958-60
 72 Eugene Daniel, 1984-96

GAME:

- Colts: 76 Johnny Sample vs. New York Giants 12/27/59
 68 Jason Belser at San Diego 12/31/95
 67 Lloyd Mumphord at Pittsburgh 12/27/75
 Opp: 74 Tracy Porter vs. New Orleans 2/7/10*
 62 Dick Anderson at Miami 1/2/71
 48 Frank Minnifield at Cleveland 1/9/88

HIGHEST AVERAGE (Minimum 3)

CAREER:

- 22.4 Rick Volk, 1967-75
 20.0 Kelvin Hayden, 2005-10
 13.2 Jerry Logan, 1963-72

GAME (MIN. 2):

- Colts: 38.0 Johnny Sample vs. New York Giants 12/27/59
 34.0 Jason Belser at San Diego 12/31/95
 33.5 Lloyd Mumphord at Pittsburgh 12/27/75
 Opp: 21.5 Ty Law vs. Kansas City 1/6/07
 11.0 Chuck Howley vs. Dallas 1/17/71*

LONGEST RETURN-TD RETURNS

GAME:

- Colts: 61t Bruce Laird vs. Oakland 12/24/77
 59t Eugene Daniel at Pittsburgh 12/29/96
 58t Lloyd Mumphord at Pittsburgh 12/27/75
 56t Kelvin Hayden vs. Chicago 2/4/07*
 42t Johnny Sample vs. New York Giants 12/27/59
 Opp: 74t Tracy Porter vs. New Orleans 2/7/10*
 62t Dick Anderson at Miami 1/2/72

**LONGEST RETURN-TD RETURNS**

GAME: cont...

- 48† Frank Minnifield at Cleveland
1/9/88
- 39† Asante Samuel vs. New England
1/21/07
- 38† Ed Reed vs. Baltimore
1/16/10

FUMBLES**FUMBLE RETURNS FOR****TOUCHDOWNS**

- Colts: 60 Mike Curtis vs. Minnesota
12/22/68
- 25 Don Shinnick at Green Bay
12/26/65
- Opp: 93 Andy Russell at Pittsburgh
12/27/75



Mike Curtis holds the team record for the longest fumble return for a touchdown when he recorded a 60-yard return in 1968 against the Minnesota Vikings.

**COLTS
TEAM PLAYOFF RECORDS**

(*Denotes Super Bowl)

SCORING**MOST POINTS**

- Colts: 49 vs. Denver 1/9/05
- 45 vs. Kansas City 1/4/14
- 41 vs. Denver 1/4/04
- 38 at Kansas City 1/11/04
vs. New England 1/21/07
- 35 at San Diego 12/31/95
- Opp: 45 at New England 1/18/15
- 44 vs. Kansas City 1/4/14
- 43 at New England 1/11/14
- 42 at Pittsburgh 12/29/96
- 41 at New York Jets 1/4/03
- 40 vs. Pittsburgh 12/19/76
- 38 at Cleveland 1/9/88
- 37 vs. Oakland 12/24/77

FEWEST POINTS

- Colts: 0 at Cleveland 12/27/64
at Miami 1/2/72
at New York Jets 1/4/03
- 3 at New England 1/16/05
- Opp: 0 at Cleveland 12/29/68
vs. Cincinnati 12/26/70
- 3 at Cleveland 12/26/71
vs. Baltimore 1/16/10

MOST POINTS BOTH TEAMS

- 89 vs. Kansas City 1/4/14 (Colts
45, Chiefs 44)
- 73 vs. Denver 1/9/05 (Colts 49,
Broncos 24)
- 72 vs. New England 1/21/07
(Colts 38, Patriots 34)
- 69 at Kansas City 1/11/04 (Colts
38, Chiefs 31)
- 68 vs. Oakland 12/24/77 (Raiders
37, Colts 31, 2 OT)
- 65 at New England 1/11/14
(Patriots 43, Colts 22)
- 59 at Cleveland 1/9/88 (Browns
38, Colts 21)

FEWEST POINTS BOTH TEAMS

- 17 vs. Cincinnati 12/26/70 (Colts
17, Bengals 0)
- at Kansas City 1/7/96 (Colts
10, Chiefs 7)
- 21 at Miami 1/2/72 (Dolphins 21,
Colts 0)
- at Baltimore 1/13/07 (Colts 15,
Ravens 6)
- 23 (5 times) Last: vs. Baltimore
1/16/10 (Colts 20, Ravens 3)

MOST TOUCHDOWNS

- Colts: 7 vs. Denver 1/9/05
- 6 vs. Kansas City 1/4/14
- 5 at San Diego 12/31/95
vs. Denver 1/4/04
at Kansas City 1/11/04
- Opp: 6 at New England 1/11/14
at New England 1/18/15
- 5 vs. Pittsburgh 12/19/76
vs. Oakland 12/24/77
at Cleveland 1/9/88
- at Pittsburgh 12/29/96
at New York Jets 1/4/03
vs. Kansas City 1/4/14
- 4 (5 times) Last: vs. San Diego
1/13/08

MOST RUSHING TOUCHDOWNS

- Colts: 4 at Cleveland 12/29/68
- 3 at San Diego 12/31/95
vs. Denver 1/9/05
- 2 (7 times) Last: vs. New
England 1/21/07
- Opp: 6 at New England 1/11/14
- 5 at Pittsburgh 12/29/96
- 3 at Pittsburgh 12/27/75
at San Diego 1/3/09
at New England 1/18/15
- 2 (7 times) Last: vs. NY Jets
1/8/11

MOST PASSING TOUCHDOWNS

- Colts: 5 vs. Denver 1/4/04
- 4 vs. Denver 1/9/05
- 4 vs. Kansas City 1/4/14
- 3 at Kansas City 1/11/04
vs. San Diego 1/13/08
vs. New York Jets 1/24/10

MOST PASSING TOUCHDOWNS cont...

- Opp: 4 vs. Kansas City 1/4/14
- 3 at Cleveland 12/27/64
vs. Pittsburgh 12/19/76
vs. Oakland 12/24/77
at Cleveland 1/9/88
at New York Jets 1/4/03
vs. San Diego 1/13/08
at New England 1/18/15

MOST DEFENSIVE TOUCHDOWNS

- Colts: 1 vs. New York Giants 12/28/58
at Green Bay 12/26/65
vs. Minnesota 12/22/68
vs. Oakland 12/24/77
at Pittsburgh 12/29/96
vs. Chicago 2/4/07*
- Opp: 1 vs. Miami 1/2/72
vs. Pittsburgh 12/27/75
at Cleveland 1/9/88
vs. New England 1/21/07
vs. New Orleans 2/7/10*

MOST PATS/ATTEMPTS

- Colts: 7/7 vs. Denver 1/9/05
- 6/6 vs. Kansas City 1/4/14
- 5/5 at San Diego 12/31/95
vs. Denver 1/4/04
at Kansas City 1/11/04
- Opp: 6/6 at New England 1/18/15
- 5/5 at Cleveland 1/9/88
at New York Jets 1/4/03
vs. Kansas City 1/4/14
at New England 1/11/14
- 4/5 vs. Pittsburgh 12/19/76
- 4/4 (7 times) Last: vs. San Diego
1/13/08

MOST FIELD GOALS

- Colts: 5 at Baltimore 1/13/07
- 4 vs. Cincinnati 1/4/15
- 3 (9 times) Last: at Baltimore
1/6/13
- Opp: 5 at New England 1/18/04
- 4 vs. Tennessee 1/16/00
- 3 vs. New York Giants 12/27/59
vs. New York Jets 1/12/69*
vs. New Orleans 2/7/10*
vs. Kansas City 1/4/14

MOST FIELD GOAL ATTEMPTS

- Colts: 5 at Baltimore 1/13/07
- 4 (6 times) Last: vs. Cincinnati
1/4/15
- Opp: 5 at New England 1/18/04
- 4 vs. Tennessee 1/16/00
- 3 (9 times) Last: vs. Kansas
City 1/4/14

**FIRST DOWNS
MOST**

- Colts: 32 vs. New England 1/21/07
- 29 vs. San Diego 1/13/08
- 28 vs. Kansas City 1/6/07
- 27 (4 times) Last: vs.
New York Jets 1/24/10

ADMINISTRATION

COACHING
STAFFFOOTBALL
OPERATIONSBUSINESS
OPERATIONS

PLAYERS

2014 SEASON
IN REVIEWCOLTS
HISTORY

RECORDS

COLTS IN THE
COMMUNITY



ADMINISTRATION

COACHING STAFF

FOOTBALL OPERATIONS

BUSINESS OPERATIONS

PLAYERS

2014 SEASON IN REVIEW

COLTS HISTORY

RECORDS

COLTS IN THE COMMUNITY

FIRST DOWNS**MOST** cont...

- Opp: 30 vs. Kansas City 1/4/14
 29 vs. Pittsburgh 12/19/76
 28 vs. Oakland 12/24/77
 at New England 1/18/15
 27 at San Diego 12/31/95
 26 at Miami 12/30/00
 at New York Jets 1/4/03
 at San Diego 1/3/09

FEWEST

- Colts: 8 at Pittsburgh 12/29/96
 9 at Green Bay 12/26/65
 10 at Pittsburgh 12/19/76
 at New York Jets 1/4/03
 11 at Cleveland 12/27/64
 Opp: 7 vs. Cincinnati 12/26/70
 vs. Kansas City 1/6/07
 10 at New York Giants 12/28/58
 vs. Dallas 1/17/71*
 11 at Cleveland 12/26/71
 vs. Chicago 2/4/07*

MOST BOTH TEAMS

- 58 vs. Kansas City 1/4/14 (Colts
 28, Chiefs 30)
 51 at Kansas City 1/11/04 (Colts
 27, Chiefs 24)
 50 vs. Oakland 12/24/77 (Raiders
 28, Colts 22)
 49 vs. New England 1/21/07 (Colts
 32, Patriots 17)
 vs. San Diego 1/13/08 (Colts
 29, Chargers 20)
 48 at Cleveland 1/9/88 (Browns
 25, Colts 23)

FEWEST BOTH TEAMS

- 23 vs. Cincinnati 12/26/70 (Colts
 16, Bengals 7)
 24 vs. Dallas 1/17/71* (Colts 14,
 Cowboys 10)
 26 at Pittsburgh 12/27/75
 (Steelers 16, Colts 10)
 27 at Cleveland 12/26/71 (Colts
 16, Browns 11)
 28 at Baltimore 1/13/07 (Colts 15,
 Ravens 13)

MOST RUSHING

- Colts: 13 at Cleveland 12/29/68
 vs. Kansas City 1/6/07
 12 vs. Cincinnati 12/26/70
 vs. Chicago 2/4/07*
 10 vs. Oakland 12/24/77
 at San Diego 12/31/95
 at Kansas City 1/11/04
 Opp: 16 at Pittsburgh 12/29/96
 at Miami 12/30/00
 14 at New England 1/18/15
 13 at Pittsburgh 12/27/75
 at New York Jets 1/4/03
 at New England 1/11/14
 12 vs. Pittsburgh 12/19/76

FEWEST RUSHING

- Colts: 0 at Pittsburgh 12/29/96
 at New England 1/16/05
 2 vs. Minnesota 12/22/68
 at New York Jets 1/4/03
 3 vs. New York Giants 12/27/59
 vs. Tennessee 1/16/00
 vs. Baltimore 1/16/10
 at New England 1/11/14
 Opp: 2 at Cleveland 12/29/68
 vs. Cincinnati 12/26/70
 vs. Kansas City 1/6/07
 vs. Baltimore 1/16/10
 3 at New York Giants 12/28/58
 vs. Chicago 2/4/07*
 vs. New Orleans 2/7/10*

MOST PASSING

- Colts: 23 vs. Kansas City 1/4/14
 21 vs. San Diego 1/13/08
 20 vs. New England 1/21/07
 19 vs. New York Jets 1/24/10
 18 vs. Denver 1/9/05
 17 at New York Giants 12/28/58
 vs. Denver 1/4/04
 at Kansas City 1/11/04
 at New England 1/16/05
 Opp: 20 at San Diego 12/31/95
 17 vs. Minnesota 12/22/68
 vs. Oakland 12/24/77
 16 vs. New Orleans 2/7/10*
 vs. Kansas City 1/4/14
 15 vs. Pittsburgh 12/19/76
 at New England 1/18/0

FEWEST PASSING

- Colts: 2 at Green Bay 12/26/65
 4 at Cleveland 12/27/64
 vs. Cincinnati 12/26/70
 at Pittsburgh 12/27/75
 6 vs. Dallas 1/17/71*
 Opp: 3 at Pittsburgh 12/27/75
 4 at Miami 1/2/72
 5 (5 times) Last: vs. Kansas
 City 1/6/07

MOST BY PENALTY

- Colts: 4 vs. Dallas 1/17/71*
 vs. Pittsburgh 12/19/76
 vs. Oakland 12/24/77
 vs. San Diego 1/13/08
 at New England 1/18/15
 3 (6 times) Last: at Baltimore
 1/6/13
 Opp: 3 at Cleveland 12/27/64
 at Green Bay 12/26/65
 vs. Oakland 12/24/77
 at Pittsburgh 1/14/96
 vs. Pittsburgh 1/15/06
 at San Diego 1/3/09
 at Denver 1/11/15
 2 (6 times) Last: vs. San Diego
 1/13/08

NET YARDS**MOST NET YARDS**

- Colts: 536 vs. Kansas City 1/4/14
 530 vs. Denver 1/9/05
 482 vs. Cincinnati 1/4/15
 479 vs. Denver 1/4/04
 461 vs. New York Jets 1/24/10
 455 vs. New England 1/21/07
 452 at New York Giants 12/28/58
 Opp: 526 vs. Pittsburgh 12/19/76
 513 vs. Kansas City 1/4/14
 491 vs. Oakland 12/24/77
 439 at Baltimore 1/6/13
 434 at Miami 12/30/00
 429 at New York Jets 12/31/95
 419 at New England 1/11/14
 411 vs. San Diego 1/13/08

FEWEST NET YARDS

- Colts: 146 at Pittsburgh 12/29/96
 154 at Pittsburgh 12/27/75
 170 vs. Pittsburgh 12/19/76
 175 at Green Bay 12/26/65
 176 at New York Jets 1/4/03
 Opp: 126 vs. Kansas City 1/6/07
 139 vs. Cincinnati 12/26/70
 165 at Cleveland 12/26/71

MOST YARDS

- Colts: 191 vs. Chicago 2/4/07*
 188 vs. Kansas City 1/6/07
 187 vs. Oakland 12/24/77
 184 at Cleveland 12/29/68
 178 at San Diego 12/31/95
 Opp: 258 at Miami 12/30/00
 234 at New England 1/11/14
 231 at Pittsburgh 12/29/96
 225 vs. Pittsburgh 12/19/76
 211 at Pittsburgh 12/27/75
 210 at New England 1/16/05

FEWEST YARDS

- Colts: 41 at Pittsburgh 12/29/96
 42 vs. Baltimore 1/16/10
 44 vs. San Diego 1/13/08
 46 at New England 1/16/05
 50 vs. Minnesota 12/22/68
 Opp: 44 vs. Kansas City 1/6/07
 51 vs. New Orleans 2/7/10*
 56 at Cleveland 12/29/68
 63 vs. Cincinnati 12/26/70
 69 at Cleveland 12/26/71

MOST ATTEMPTS

- Colts: 50 vs. Oakland 12/24/77
 47 at Green Bay 12/26/65
 vs. Cincinnati 12/26/70
 43 at Cleveland 12/26/71
 42 vs. Chicago 2/4/07*
 Opp: 51 at Pittsburgh 12/29/96
 48 at Miami 12/30/00
 47 vs. Oakland 12/24/77
 46 at New England 1/11/14
 43 vs. New York Jets 1/12/69*
 at Pittsburgh 12/27/75

FEWEST ATTEMPTS

- Colts: 14 at New York Jets 1/4/03
vs. Pittsburgh 1/15/06
15 at Pittsburgh 12/29/96
at New England 1/16/05
18 vs. San Diego 1/13/08
19 vs. New Orleans 2/7/10*
vs. Kansas City 1/4/14
at New England 1/18/15
Opp: 17 vs. Kansas City 1/6/07
18 vs. New Orleans 2/7/10*
19 vs. Chicago 2/4/07*
vs. Baltimore 1/16/10
20 at Baltimore 1/13/07
at Denver 1/11/15

MOST ATTEMPTS BOTH TEAMS

- 97 vs. Oakland 12/24/77 (Colts 50,
Raiders 47)
86 at Green Bay 12/26/65 (Colts
47, Packers 39)
84 at Pittsburgh 12/27/75
(Steelers 43, Colts 41)
71 at Miami 12/30/00 (Dolphins
48, Colts 23)



The Colts generated a team record 536 net yards against the Kansas City Chiefs in an AFC Wild Card contest on January 4, 2014. Andrew Luck threw for 443 yards and four touchdowns.

FEWEST ATTEMPTS BOTH TEAMS

- 37 vs. New Orleans 2/7/10* (Colts
19, Saints 18)
44 vs. Baltimore 1/16/10 (Colts 25,
Ravens 19)
45 vs. Denver 1/9/05 (Colts 24,
Broncos 21)
46 vs. Cincinnati 1/4/15 (Colts 21,
Bengals 25)
47 at Pittsburgh 1/14/96 (Steelers
24, Colts 23)
48 vs. San Diego 1/13/08
(Chargers 30, Colts 18)
vs. Denver 1/11/15 (Broncos 20,
Colts 28)

TOTAL PLAYS

MOST PLAYS

- Colts: 87 at Baltimore 1/6/13
83 at New York Giants 12/28/58
82 vs. Oakland 12/24/77
81 vs. Chicago 2/4/07*
80 vs. Kansas City 1/6/07
vs. New England 1/21/07
Opp: 89 vs. Oakland 12/24/77
84 at Miami 12/30/00
81 at Green Bay 12/26/65

MOST PLAYS cont...

- 80 at San Diego 12/31/95
vs. Kansas City 1/4/14
76 at New England 1/18/15
75 vs. Minnesota 12/22/68

FEWEST PLAYS

- Colts: 46 at New York Jets 1/4/03
47 at Cleveland 12/27/64
52 at Pittsburgh 12/29/96
at New England 1/18/15
53 vs. Minnesota 12/22/68
vs. Pittsburgh 12/19/76
Opp: 45 at Miami 1/2/72
vs. Kansas City 1/6/07
46 vs. Cincinnati 12/26/70
48 vs. Chicago 2/4/07*
51 at Baltimore 1/13/07

MOST PLAYS BOTH TEAMS

- 171 vs. Oakland 12/24/77 (Raiders
89, Colts 82)
145 at New England 1/18/04 (Colts
76, Patriots 69)
145 vs. Kansas City 1/4/14 (Colts
65, Chiefs 80)
143 at Baltimore 1/6/13 (Colts 87,
Ravens 56)
141 at Green Bay 12/26/65
(Packers 81, Colts 60)
139 at Miami 12/30/00 (Dolphins
84, Colts 55)
vs. New England 1/21/07 (Colts
80, Patriots 59)
at San Diego 1/3/09 (Chargers
74, Colts 65)
at Denver 1/11/15 (Colts 71,
Broncos 68)

FEWEST PLAYS BOTH TEAMS

- 107 at Cleveland 12/27/64 (Browns
60, Colts 47)
112 vs. Cincinnati 12/26/70 (Colts
66, Bengals 46)
vs. Denver 1/4/04 (Broncos 58,
Colts 54)
113 at Miami 1/2/72 (Colts 68,
Dolphins 45)
115 vs. Dallas 1/17/71* (Cowboys
59, Colts 56)
115 at New York Jets 1/4/03 (Jets
69, Colts 46)

PASSING

MOST YARDS

- Colts: 458 vs. Denver 1/9/05
436 vs. Kansas City 1/4/14
402 vs. San Diego 1/13/08
394 vs. Denver 1/4/04
377 vs. New York Jets 1/24/10
368 vs. Cincinnati 1/4/15
349 at New York Giants 12/28/58
vs. New England 1/21/07
Opp: 345 vs. Oakland 12/24/77
363 vs. Kansas City 1/4/14
312 vs. San Diego 1/13/08

MOST YARDS cont...

- 308 vs. Pittsburgh 12/19/76
302 vs. New York Jets 1/24/10
288 vs. New Orleans 2/7/10*

FEWEST YARDS

- Colts: 40 at Green Bay 12/26/65
95 at Cleveland 12/27/64
100 at Pittsburgh 12/27/75
112 at Kansas City 1/7/96
126 at New England 1/18/15
137 at New York Jets 1/4/03
Opp: 93 vs. Cincinnati 12/26/70
103 at Pittsburgh 12/27/75
107 vs. Kansas City 1/6/07
112 vs. Tennessee 1/16/00

MOST YARDS BOTH TEAMS

- 799 vs. Kansas City 1/4/14 (Colts
436, Chiefs 363)
742 vs. Denver 1/9/05 (Colts 458,
Broncos 284)
714 vs. San Diego 1/13/08 (Colts
402, Chargers 312)
679 vs. New York Jets 1/24/10 (Colts
377, Jets 302)
621 vs. New Orleans 2/7/10* (Colts
333, Saints 288)
606 at New England 1/18/15 (Colts
209, Patriots 397)
581 vs. New England 1/21/07 (Colts
349, Patriots 232)

FEWEST YARDS BOTH TEAMS

- 203 at Pittsburgh 12/27/75
(Steelers 103, Colts 100)
238 vs. Cincinnati 12/26/70 (Colts
145, Bengals 93)
264 at Kansas City 1/7/96 (Chiefs
152, Colts 112)
274 at Cleveland 12/26/71 (Colts
143, Browns 131)

MOST ATTEMPTS

- Colts: 54 at Baltimore 1/6/13
48 vs. San Diego 1/13/08
47 at New England 1/18/04
vs. New England 1/21/07
45 vs. New Orleans 2/7/10*
vs. Kansas City 1/4/14
44 vs. Baltimore 1/16/10
44 vs. Cincinnati 1/4/15
Opp: 47 at San Diego 12/31/95
46 vs. Kansas City 1/4/14
at Denver 1/11/15
44 vs. Minnesota 12/22/68
41 at Green Bay 12/26/65
at Pittsburgh 1/14/96
40 vs. Oakland 12/24/77

FEWEST ATTEMPTS

- Colts: 12 at Green Bay 12/26/65
17 vs. Cincinnati 12/26/70
20 at Cleveland 12/27/64
21 at Cleveland 12/26/71

**FEWEST ATTEMPTS cont...**

Opp: 8 at Miami 1/2/72
 13 at Pittsburgh 12/27/75
 18 at New York Giants 12/28/58
 at Cleveland 12/27/64
 21 vs. Oakland 1/3/71

MOST ATTEMPTS BOTH TEAMS

91 vs. Kansas City 1/4/14 (Colts 45, Chiefs 46)
 89 at Denver 1/11/15 (Colts 43, Broncos 46)
 84 at New England 1/18/04 (Colts 47, Patriots 37)
 vs. New Orleans 2/7/10* (Colts 45, Saints 39)
 81 vs. New England 1/21/07 (Colts 47, Patriots 34)
 79 vs. Baltimore 1/16/10 (Colts 44, Ravens 35)
 vs. Cincinnati 1/4/15 (Colts 44, Bengals 35)
 78 at San Diego 1/3/09 (Colts 42, Chargers 36)
 77 at Baltimore 1/6/13 (Colts 54, Ravens 23)

FEWEST ATTEMPTS BOTH TEAMS

35 at Pittsburgh 12/27/75 (Colts 22, Steelers 13)
 38 at Cleveland 12/27/64 (Colts 20, Browns 18)
 vs. Cincinnati 12/26/70 (Bengals 21, Colts 17)
 44 at Miami 1/2/72 (Colts 36, Dolphins 8)
 48 (2 times) Last: at Cleveland 12/26/71 (Browns 27, Colts 21)

MOST COMPLETIONS

Colts: 33 vs. San Diego 1/13/08
 31 vs. Kansas City 1/6/07
 vs. New Orleans 2/7/10*
 vs. Cincinnati 1/4/15
 30 vs. Baltimore 1/16/10
 29 vs. Kansas City 1/4/14
 28 at Baltimore 1/6/13
 27 vs. Denver 1/9/05
 at New England 1/16/05
 vs. New England 1/21/07
 at Denver 1/11/15
 Opp: 32 vs. New Orleans 2/7/10*
 30 vs. Kansas City 1/4/14
 26 vs. Minnesota 12/22/68
 at Denver 1/11/15
 25 at Pittsburgh 1/14/96
 24 vs. Denver 1/9/05

FEWEST COMPLETIONS

Colts: 5 at Green Bay 12/26/65
 6 vs. Cincinnati 12/26/70
 8 at Pittsburgh 12/27/75
 11 (4 times) Last: vs. Pittsburgh 12/19/76
 Opp: 4 at Miami 1/2/72
 8 vs. Cincinnati 12/26/70
 at Pittsburgh 12/27/75
 11 at Cleveland 12/27/64

MOST COMPLETIONS BOTH TEAMS

63 vs. New Orleans 2/7/10* (Saints 32, Colts 31)
 59 vs. Kansas City 1/4/14 (Colts 29, Chiefs 30)
 53 at Denver 1/11/15 (Colts 27, Broncos 26)
 51 vs. Denver 1/9/05 (Colts 27, Broncos 24)
 51 at Baltimore 1/6/13 (Colts 28, Ravens 23)
 50 vs. San Diego 1/13/08 (Colts 33, Chargers 17)
 vs. Baltimore 1/16/10 (Colts 30, Ravens 20)
 49 vs. Denver 1/4/04 (Colts 26, Broncos 23)
 vs. Cincinnati 1/4/15 (Colts 31, Bengals 18)

FEWEST COMPLETIONS BOTH TEAMS

14 vs. Cincinnati 12/26/70 (Bengals 8, Colts 6)
 16 at Pittsburgh 12/27/75 (Colts 8, Steelers 8)
 22 vs. Dallas 1/9/66# (Cowboys 15, Colts 7)
 23 at Cleveland 12/27/64 (Colts 12, Browns 11)
 vs. Dallas 1/17/71* (Cowboys 12, Colts 11)

MOST TOUCHDOWNS

Colts: 5 vs. Denver 1/4/04
 4 vs. Denver 1/9/05
 vs. Kansas City 1/4/14
 3 at Kansas City 1/11/04
 vs. San Diego 1/13/08
 vs. New York Jets 1/24/10
 Opp: 4 vs. Kansas City 1/4/14
 3 (6 times) Last: at New England 1/18/15

MOST TIMES THROWN ATTEMPTING TO PASS

Colts: 6/50 vs. Oakland 12/24/77
 5/45 vs. Pittsburgh 12/19/76
 5/43 vs. Pittsburgh 1/15/06
 5/28 at Pittsburgh 12/27/75
 4/35 at New York Giants 12/28/58
 vs. Minnesota 12/22/68
 at Pittsburgh 12/29/96
 Opp: 5/48 vs. Oakland 1/3/71
 5/35 at Cleveland 12/26/71
 4/34 at Cleveland 12/29/68
 4/27 at San Diego 1/3/09
 4/25 vs. Kansas City 1/6/07
 3 (8 times) Last: at New England 1/16/05

MOST YARDS LOST ATTEMPTING TO PASS

Colts: 57 vs. New York Giants 12/28/58
 50 vs. Oakland 12/24/77
 45 vs. Pittsburgh 12/19/76
 43 vs. Pittsburgh 1/15/06
 Opp: 48 vs. Oakland 1/3/71
 45 vs. New York Giants 12/27/59
 35 at Cleveland 12/26/71
 34 at Cleveland 12/29/68

MOST INTERCEPTIONS

Colts: 4 vs. New York Jets 1/12/69*
 at New England 1/18/04
 at New England 1/11/14
 3 vs. Dallas 1/17/71*
 at Miami 1/2/72
 vs. Kansas City 1/6/07
 vs. Kansas City 1/4/14
 Opp: 4 at San Diego 12/31/95
 3 (6 times) Last: at Miami 12/30/00

PUNTING**MOST**

Colts: 13 vs. Oakland 12/24/77
 9 at Pittsburgh 12/27/75
 8 at Green Bay 12/26/65
 at Pittsburgh 12/29/96
 6 (10 times) Last: vs. Baltimore 1/16/10
 Opp: 9 vs. Dallas 1/17/71*
 8 vs. Cincinnati 12/26/70
 vs. Oakland 12/24/77
 vs. Cincinnati 1/4/15
 6 (8 times) Last: at Denver 1/11/15

FEWEST

Colts: 0 vs. Denver 1/4/04
 at Kansas City 1/11/04
 1 at New England 1/18/04
 vs. San Diego 1/13/08
 vs. Kansas City 1/4/14
 Opp: 0 at Kansas City 1/11/04
 1 vs. Pittsburgh 12/19/76
 at Cleveland 1/9/88
 2 (7 times) Last: vs. Kansas City 1/4/14

MOST YARDS

Colts: 438 vs. Oakland 12/24/77
 361 at Pittsburgh 12/27/75
 340 vs. Tennessee 1/16/00
 339 at Pittsburgh 12/29/96
 330 at Green Bay 12/26/65
 Opp: 380 vs. Cincinnati 1/4/15
 377 vs. Dallas 1/17/71*
 374 vs. Oakland 12/24/77
 316 at San Diego 1/3/09
 314 vs. Kansas City 1/6/07
 313 vs. Cincinnati 12/26/70

HIGHEST AVERAGE

Colts: 52.8 vs. New England 1/21/07
 51.8 at New England 1/11/14
 51.5 vs. Cincinnati 1/4/15
 50.8 at New York Giants 12/28/58
 50.0 at Pittsburgh 1/14/96
 49.6 at New England 1/18/15
 49.0 vs. San Diego 1/13/08
 48.6 vs. Tennessee 1/16/00
 Opp: 59.0 vs. San Diego 1/13/08
 52.7 at San Diego 1/3/09
 52.3 vs. Kansas City 1/6/07
 52.0 vs. Tennessee 1/16/00
 51.4 vs. New England 1/21/07



PENALTIES

MOST

Colts: 10 at Denver 1/11/15
 9 vs. Pittsburgh 1/15/06
 at San Diego 1/3/09
 vs. Cincinnati 1/4/15
 8 vs. Oakland 12/24/77
 7 vs. Pittsburgh 12/19/76
 at Cleveland 1/9/88
 vs. Tennessee 1/16/00
 Opp: 12 vs. Pittsburgh 12/19/76
 10 vs. Dallas 1/17/71*
 vs. San Diego 1/13/08
 9 vs. Tennessee 1/16/00
 9 at Baltimore 1/6/13

FEWEST

Colts: 1 at Miami 12/30/00
 at Kansas City 1/11/04
 vs. New York Jets 1/24/10
 2 vs. Oakland 1/3/71
 at Miami 1/2/72
 at New York Jets 1/4/03
 vs. New York Jets 1/8/11
 3 (8 times) Last: at New England
 1/18/15
 Opp: 1 vs. Cincinnati 12/26/70
 at Miami 1/2/72
 2 (6 times) Last: at Denver
 1/11/15
 3 (9 times) Last: vs. New York
 Jets 1/8/11

MOST BOTH TEAMS

19 vs. Pittsburgh 12/19/76
 (Steelers 12, Colts 7)
 16 vs. Tennessee 1/16/00 (Titans
 9, Colts 7)
 15 vs. Oakland 12/24/77 (Colts 8,
 Raiders 7)
 vs. San Diego 1/13/08
 (Chargers 10, Colts 5)
 vs. Cincinnati 1/4/15 (Colts 9,
 Bengals 6)
 14 vs. Dallas 1/17/71* (Cowboys
 10, Colts 4)
 14 at Baltimore 1/6/13 (Ravens 9,
 Colts 5)

FEWEST BOTH TEAMS

3 at Miami 1/2/72 (Colts 2,
 Dolphins 1)
 4 vs. Oakland 1/3/71 (Colts 2,
 Raiders 2)
 5 (5 times) Last: vs. New York
 Jets 1/8/11 (Jets 3, Colts 2)

MOST YARDS

Colts: 82 vs. Oakland 12/24/77
 75 at Cleveland 1/9/88
 74 at San Diego 1/3/09
 67 vs. Pittsburgh 1/15/06
 at Denver 1/11/15
 66 vs. Cincinnati 1/4/15
 63 vs. Cincinnati 12/26/70
 Opp: 133 vs. Dallas 1/17/71*
 88 vs. Pittsburgh 12/19/76
 79 vs. San Diego 1/13/08
 78 vs. Tennessee 1/16/00

MOST YARDS cont...

70 at Baltimore 1/6/13
 65 vs. Oakland 12/24/77

FEWEST YARDS

Colts: 5 at Kansas City 1/11/04
 vs. New York Jets 1/24/10
 10 vs. Oakland 1/3/71
 at Miami 12/30/00
 at New York Jets 1/4/03
 vs. New York Jets 1/8/11
 15 at New York Giants 12/28/58
 at Cleveland 12/29/68
 Opp: 5 vs. Cincinnati 12/26/70
 8 vs. Pittsburgh 1/15/06
 at Denver 1/11/15
 12 at Miami 1/2/72
 13 vs. Kansas City 1/6/07
 15 at New England 1/18/04
 vs. New York Jets 1/8/11
 vs. Kansas City 1/4/14

MOST YARDS BOTH TEAMS

164 vs. Dallas 1/17/71* (Cowboys
 133, Colts 31)
 147 vs. Pittsburgh 12/19/76
 (Steelers 88, Colts 59)
 vs. Oakland 12/24/77 (Colts 82,
 Raiders 65)
 138 vs. Tennessee 1/16/00 (Titans
 78, Colts 60)
 133 vs. San Diego 1/13/08
 (Chargers 79, Colts 54)
 114 at San Diego 1/3/09 (Colts 74,
 Chargers 40)

FEWEST YARDS BOTH TEAMS

25 vs. New York Jets 1/8/11 (Jets
 15, Colts 10)
 30 vs. Oakland 1/3/71 (Raiders 20,
 Colts 10)
 32 at Miami 1/2/72 (Colts 20,
 Dolphins 12)
 34 vs. Kansas City 1/4/14 (Colts
 19, Chiefs 15)
 35 at Kansas City 1/11/04 (Chiefs
 30, Colts 5)
 at New England 1/18/04 (Colts
 20, Patriots 15)

FUMBLES

MOST FUMBLES

Colts: 5 vs. Dallas 1/17/71* (5/4)
 4 at Kansas City 1/7/96 (4/0)
 3 vs. Denver 1/4/04 (3/1)
 at New England 1/16/05 (3/2)
 at Baltimore 1/13/07 (3/0)
 Opp: 6 at New York Giants 12/28/58
 (6/4)
 at Cleveland 12/26/71 (6/2)
 4 vs. Oakland 12/24/77 (4/2)
 vs. Chicago 2/4/07* (4/3)
 3 at Green Bay 12/26/65 (3/2)
 at Pittsburgh 12/27/75 (3/2)
 vs. Baltimore 1/16/10 (3/2)
 at New England 1/11/14 (3/0)

MOST FUMBLES LOST

Colts: 4 vs. Dallas 1/17/71* (5/4)
 2 (5 times) Last: vs. Chicago
 2/4/07* (2/2)
 Opp: 4 at New York Giants 12/28/58
 (6/4)
 3 vs. Chicago 2/4/07* (4/3)
 2 (8 times) Last: at Baltimore
 1/6/13 (2/2)

FEWEST FUMBLES

Colts: 0 (12 times) Last: at Denver
 1/11/15
 1 (16 times) Last: at New
 England 1/18/15
 Opp: 0 (8 times) Last: vs. New
 Orleans 2/7/10*
 1 (20 times) Last: vs. at New
 England 1/18/15

FEWEST FUMBLES LOST

Colts: 0 (25 times) Last: at New
 England 1/18/15
 1 (15 times) Last: vs. Cincinnati
 1/4/15
 Opp: 0 (19 times) Last: at New
 England 1/18/15
 1 (18 times) Last: at Denver
 1/11/15

MOST FUMBLES BOTH TEAMS

8 at New York Giants 12/28/58
 (Giants 6, Colts 2)
 at Cleveland 12/26/71 (Browns
 6, Colts 2)
 6 vs. Dallas 1/17/71* (Colts 5,
 Cowboys 1)
 vs. Chicago 2/4/07* (Bears 4,
 Colts 2)
 5 (3 times) Last: at Baltimore
 1/13/07

FEWEST FUMBLES BOTH TEAMS

0 at Miami 12/30/00
 vs. New Orleans 2/7/10*
 1 (11 times) Last: at New
 England 1/18/15 (Colts 1)
 2 (9 times) Last: vs. New York
 Jets 1/24/10 (Colts 2)

MOST FUMBLES LOST BOTH TEAMS

6 at New York Giants 12/28/58
 (Giants 4, Colts 2)
 5 vs. Dallas 1/17/71* (Colts 4,
 Cowboys 1)
 vs. Chicago 2/4/07* (Bears 3,
 Colts 2)
 4 at Cleveland 12/26/71 (Colts 2,
 Browns 2)
 3 (4 times) Last: at Baltimore
 1/6/13 (Ravens 2, Colts 1)

FEWEST FUMBLES LOST BOTH TEAMS

0 (14 times) Last: at New
 England 1/18/15
 1 (12 times) Last: at Denver
 1/11/15 (Broncos 1)

ADMINISTRATION

COACHING
STAFFFOOTBALL
OPERATIONSBUSINESS
OPERATIONS

PLAYERS

2014 SEASON
IN REVIEWCOLTS
HISTORY

RECORDS

COLTS IN THE
COMMUNITY



RECORDS

100-YARD RUSHING GAMES (177)

Date	Player	No-Yds	Date	Player	No-Yds	Date	Player	No-Yds
10/15/00	James at Sea.	38-219	10/17/10	Addai at Was.	17-128	11/7/77	Mitchell vs. Was.	29-111
11/21/04	James at Chi.	23-204	9/13/98	Faulk at NE	29-127	10/17/99	James at NYJ	26-111
9/19/71	Bulaich vs. NYJ	22-198	11/16/03	James vs. NYJ	36-127	12/11/00	James vs. Buf.	27-111
2/27/87	Dickerson vs. TB	33-196	11/8/64	Lorick at Chi.	14-126	9/23/01	James vs. Buf.	23-111
9/25/55	Ameche vs. Chi.	15-194	10/29/78	Washington at Mia.	20-126	9/25/66	Lorick vs. SF	18-110
11/29/98	Faulk at Balt.	17-192	10/27/85	McMillan vs. GB	24-126	11/19/67	Matte vs. Det.	17-110
10/28/56	Moore vs. GB	13-185	12/23/01	Rhodes vs. NYJ	17-126	12/18/83	Dickey vs. Hou.	23-110
11/30/75	Mitchell vs. KC	26-178	12/14/03	James vs. Atl.	20-126	12/30/90	Dickerson at Mia.	20-110
10/1/95	Faulk vs. St.L.Rams	19-177	9/25/88	Dickerson vs. Mia.	30-125	10/30/94	Faulk vs. NYJ	24-110
12/16/01	Rhodes vs. Atl.	29-177	1/11/04*	James at KC	26-125	11/9/97	Faulk vs. Cin.	18-110
9/22/85	Wonsley vs. Det.	27-170	9/3/00	James at KC	28-124	9/30/73	McCauley vs. NO	20-109
12/28/03	James at Hou.	27-171	10/22/00	James vs. NE	20-124	10/30/83	McMillan at Phil.	19-109
11/26/06	Addai vs. Phil.	24-171	9/19/04	James at Ten.	21-124	9/4/88	Dickerson vs. Hou.	24-109
10/23/88	Dickerson at SD	30-169	11/28/05	James vs. Pit.	29-124	11/17/99	James vs. KC	20-109
12/4/88	Dickerson at Mia.	31-169	12/4/83	Dickey vs. NYJ	18-123	11/11/56	Ameche at Cle.	18-108
12/18/88	Dickerson vs. Buf.	36-166	11/8/04	James vs. Minn.	26-123	10/17/71	Bulaich at NYG	15-108
12/21/86	Bentley at Raid.	25-162	11/13/54	Taseff vs. GB@M	15-122	12/15/85	McMillan at TB	13-108
11/25/56	Ameche vs. LA Rams	20-162	11/26/61	Moore at Was.	6-122	11/14/99	James at NYG	16-108
12/18/11	Brown vs. Ten.	16-161	11/13/05	James vs. Hou.	26-122	11/23/03	James at Buf.	28-108
10/11/87	Banks vs. NYJ	25-159	1/6/07*	Addai vs. KC	25-122	9/25/05	James vs. Cle.	27-108
10/31/88	Dickerson vs. Den.	21-159	9/16/84	Dickey vs. St.L.Cards.	23-121	10/12/75	Mitchell vs. Buf.	19-107
10/20/74	Mitchell at NYJ	40-156	10/7/07	Keith vs. TB	28-121	12/17/89	Dickerson vs. Mia.	21-107
11/15/87	Dickerson at Mia.	30-154	11/11/56	Moore at Cle.	11-120	12/30/00*	James at Mia.	21-107
10/1/55	Ameche vs. Det.	21-153	11/22/59	Ameche vs. SF	25-120	12/4/05	James vs. Ten.	28-107
11/21/99	James at Phil.	22-152	12/15/63	Matte vs. LA Rams	13-120	9/17/61	Perry vs. LA Rams	18-106
10/22/89	Dickerson at Cin.	31-152	9/14/03	James vs. Ten.	30-120	11/23/75	Mitchell at Mia.	26-106
11/17/74	Mitchell at Atl.	33-151	12/7/75	Mitchell at NYG	23-119	9/19/76	Mitchell vs. Cin.	27-106
12/31/95*	Crockett at SD	13-147	10/16/60	Moore vs. LA Rams	9-118	11/4/79	Washington vs. Cin.	22-106
9/6/81	McMillan at NE	16-146	10/2/88	Dickerson at NE	29-118	9/10/89	Dickerson vs. SF	19-106
11/1/87	Bentley at NYJ	29-145	9/19/99	James at NE	32-118	11/17/02	James vs. Dal.	24-106
11/25/90	Dickerson at Cin.	22-143	11/26/00	James vs. Mia.	26-118	11/5/61	Perry vs. GB	21-105
9/4/94	Faulk at Hou.	23-143	9/6/07	Addai vs. NO	23-118	11/25/04	James at Det.	23-105
10/21/01	James vs. NE	30-143	11/7/53	Huzvar at Det.	19-117	12/5/04	James vs. Ten.	18-105
10/17/05	James vs. St.L.Rams	23-143	10/29/55	Ameche vs. GB	22-117	10/9/05	James at SF	21-105
11/16/58	Ameche at Chi.	26-142	11/2/69	Matte vs. Was.	21-117	11/16/08	Addai vs. Hou.	22-105
12/16/73	Mitchell vs. NE	34-142	11/22/87	Dickerson at NE	27-117	12/16/12	Ballard at Hou.	18-105
10/9/77	Mitchell vs. Mia.	17-142	9/19/88	Dickerson at Cle.	22-117	12/9/73	Mitchell vs. Mia.	35-104
9/9/04	James at NE	30-142	12/16/90	Dickerson at NYJ	28-117	9/11/94	Faulk at TB	18-104
1/6/02	Rhodes vs. Den.	31-141	12/1/91	Dickerson vs. Cle.	16-117	11/25/01	Rhodes vs. SF	27-104
10/29/00	James vs. Det.	31-139	10/31/99	James vs. Dal.	27-117	10/26/03	James vs. Hou.	23-104
10/23/05	James at Hou.	21-139	1/12/69*	Matte vs. NYJ	11-116	12/12/04	James at Hou.	28-104
11/8/87	Dickerson vs. SD	35-138	9/27/80	Bulaich vs. Cin.	25-116	11/7/05	James at NE	34-104
9/15/02	James vs. Mia.	30-138	12/17/89	Dickerson at LA Rams	21-116	10/18/98	Faulk at SF	17-103
10/21/89	Dickerson vs. Cle.	26-137	11/16/97	Faulk vs. GB	17-116	12/26/99	James at Cle.	28-103
11/22/53	Taliaferro vs. LA Rams	16-136	10/14/01	James vs. Oak.	26-116	11/23/80	Dickey at NE	16-102
10/19/58	Moore at Det.	12-136	9/26/76	Mitchell at Dal.	27-115	12/21/97	Faulk at Minn.	23-102
11/1/76	Mitchell vs. Hou.	28-136	9/20/81	Dickey at Den.	12-115	10/25/01	James at KC	27-102
11/29/87	Dickerson vs. Hou.	27-136	12/20/87	Dickerson at SD	23-115	12/5/96	Faulk vs. Phil.	16-101
10/10/04	James vs. Oak.	32-136	12/13/98	Faulk vs. Cin.	26-115	12/12/99	James vs. NE	20-101
9/30/07	Addai vs. Den.	19-136	11/30/58	Moore vs. SF	8-114	11/12/61	Perry at Minn.	19-100
9/9/01	James at NYJ	28-135	9/18/77	Mitchell at Sea.	32-114	10/6/85	Bentley vs. Buf.	17-100
9/30/73	Mitchell vs. NO	22-133	9/30/84	McMillan vs. Buf.	16-114	1/2/94	Potts vs. Buf.	14-100
12/9/97	Faulk at NYJ	23-133	11/10/02	Mungro at Phil.	28-114	11/4/01	Rhodes at Buf.	24-100
11/19/89	Dickerson vs. NYJ	31-131	10/10/93	Potts vs. Dal.	18-113	12/24/06	Addai at Hou.	15-100
11/12/00	James vs. NYJ	31-131	2/4/07*	Rhodes vs. Chi.	21-113	10/28/07	Addai at Car.	23-100
12/6/81	Dickey vs. Dal.	15-130	10/22/72	McCauley at NYJ	26-112			
12/5/99	James at Mia.	23-130	11/9/75	Mitchell at Buf.	27-112			
12/4/94	Faulk at Sea.	27-129	10/6/85	McMillan vs. Buf.	20-112			
12/19/10	Brown vs. Jax.	14-129	9/2/99	James vs. Buf.	26-112			
12/24/00	James vs. Minn.	26-128	12/17/00	James at Mia.	32-112			
9/18/05	James vs. Jax.	27-128	11/4/07	Addai vs. N.E.	26-112			

*Postseason Game

LEADERS: Edgerrin James, 51; Eric Dickerson, 24; Lydell Mitchell, 16; Marshall Faulk, 14; Joseph Addai, 9; Alan Ameche, 7; Curtis Dickey, 6; Randy McMillan, 6; Lenny Moore, 6; Dominic Rhodes, 6; Tom Matte, 4; Albert Bentley, 3; Norm Bulaich, 3; Joe Perry, 3; Donald Brown, 2; Tony Lorick, 2; Don McCauley, 2; Roosevelt Potts, 2; Joe Washington, 2; Vick Ballard, 1; Chuck Banks, 1; Zack Crockett, 1; John Huzvar, 1; Kenton Keith, 1; James Mungro, 1; George Taliaferro, 1; Carl Taseff, 1; George Wonsley, 1.

AGAINST OPPONENT: Jets, 16; Dolphins, 14; Patriots, 13; Bills, 12; Titans, 10; Rams, 8; Texans, 8; Bengals, 7; Browns, 7; Lions, 7; 49ers, 7; Chiefs, 6; Packers, 6; Bears, 5; Cowboys, 5; Eagles, 5; Broncos, 4; Buccaneers, 4; Chargers, 4; Redskins, 4; Vikings, 4; Falcons, 3; Giants, 3; Raiders, 3; Saints, 3; Seahawks, 3; Jaguars, 2; Cardinals, 1; Panthers, 1; Ravens, 1; Steelers, 1.

TWO 100-YARD RUSHERS: Moore (120), Ameche (108) at Cle. 11/11/56; Mitchell (133), McCauley (109) vs. NO 9/30/73; McMillan (112), Bentley (100) vs. Buf. 10/6/85; **Total: 3**

300-YARD PASSING GAMES (148)

Date	Player	C-A-YDS-TD-IN
10/31/04	472	Manning at KC
1/9/05	*458	Manning vs. Den.
1/4/14	*443	Luck vs. KC
9/25/00	440	Manning vs. Jax.
9/12/10	433	Manning at Hou.
11/4/12	433	Luck vs. Mia.
12/5/04	425	Manning vs. Ten.
9/23/01	421	Manning vs. Buf.
9/26/99	404	Manning at SD
1/13/07	*402	Manning vs. SD
9/17/67	401	Unitas vs. Atl.
11/16/03	401	Manning vs. NYJ
9/17/06	400	Manning vs. Hou.
10/26/14	400	Luck at Pit.
11/1/59	397	Unitas vs. Cle.
11/21/10	396	Manning at NE
9/26/04	393	Manning vs. GB
9/28/14	393	Luck vs. Ten
12/2/12	391	Luck at Det.
10/6/03	386	Manning at TB
12/16/62	385	Unitas vs. Minn.
12/15/74	385	Jones vs. NYJ
12/26/04	383	Manning vs. SD
9/27/09	379	Manning at Ari.
1/4/04	*377	Manning vs. Den.
1/24/10	*377	Manning vs. NYJ
11/10/63	376	Unitas vs. Det.
9/24/72	376	Unitas vs. NYJ
11/7/93	376	George at Was.
1/4/15	*376	Luck vs. Cin.
11/12/67	370	Unitas at Atl.
11/25/01	370	Manning vs. SF
9/7/14	370	Luck at Den.
9/21/14	370	Luck at Jax.
10/9/14	370	Luck at Hou.
11/30/14	370	Luck vs. Was.
10/24/04	368	Manning at Jax.
12/8/62	367	Unitas vs. Was.
9/10/00	367	Manning vs. Oak.
12/22/02	365	Manning vs. NYG
11/20/05	365	Manning at Cin.
12/5/10	365	Manning vs. Dal.
12/18/08	364	Manning at Jax.
10/7/12	362	Luck vs. GB
11/16/86	359	Trudeau at NYJ
12/4/60	357	Unitas vs. Det.
9/27/81	357	Jones vs. Mia.
11/29/98	357	Manning at Balt.
11/26/60	356	Unitas vs. SF
11/3/14	354	Luck at NYG
12/1/63	355	Unitas at Was.
10/1/67	353	Unitas vs. SF
10/4/09	353	Manning vs. Sea.
12/4/11	353	Orlovsky at NE
11/10/13	353	Luck vs. StL.
10/3/10	352	Manning at Jax.
12/3/06	351	Manning at Ten.
12/28/58	*349	Unitas at NYG
1/21/07	*349	Manning vs. NE
12/19/70	348	Morrall vs. NYJ
9/22/91	348	George vs. Det.
11/9/03	347	Manning at Jax.
11/1/09	347	Manning vs. SF
10/29/06	345	Manning at Den.
12/8/63	344	Unitas vs. Minn.
10/19/14	344	Luck vs. Cin.
11/6/66	342	Unitas vs. Was.
10/22/06	342	Manning vs. Was.
12/18/77	340	Jones vs. NE
11/16/97	340	Justin vs. GB
12/17/66	339	Unitas at SF
12/3/00	339	Manning at NYJ
11/29/92	337	Trudeau vs. Buf.
12/18/05	336	Manning vs. SF
12/20/98	335	Manning at SD

Date	Player	C-A-YDS-TD-IN
10/21/01	335	Manning vs. NE
10/8/00	334	Manning at NE
11/18/12	334	Luck at NE
2/7/10	*333	Manning vs. NO
1/11/14	*331	Luck at NE
11/15/92	330	George vs. NE
1/2/94	330	George vs. Buf.
9/30/90	329	Trudeau at Phil.
12/20/92	328	George vs. Pho.
11/1/07	328	Manning at SD
11/3/02	327	Manning vs. Ten.
11/15/09	327	Manning vs. NE
11/5/06	326	Manning at NE
12/8/13	326	Luck at Cin.
12/16/01	325	Manning vs. Atl.
9/26/10	325	Manning at Den.
11/15/59	324	Unitas vs. GB@M
11/6/60	324	Unitas vs. GB
10/31/65	324	Unitas at SF
12/11/05	324	Manning at Jax.
12/15/63	323	Unitas vs. LA Rams
11/20/77	322	Jones vs. NYJ
11/7/05	321	Manning at NE
9/15/13	321	Luck vs. Mia.
11/4/04	320	Manning vs. Hou.
11/16/08	320	Manning vs. Hou.
10/10/65	319	Unitas vs. Det.
10/19/69	319	Unitas at NO
10/8/95	319	Harbaugh at Mia.
11/10/02	319	Manning at Phil.
12/9/10	319	Manning at Ten.
12/14/86	318	Hogeboom vs. Buf.
10/18/92	318	George vs. SD
12/14/08	318	Manning vs. Det.
11/8/09	318	Manning vs. Hou.
10/12/86	315	Trudeau vs. NO
11/18/56	314	Unitas at Det.
12/16/61	314	Unitas at SF
9/28/03	314	Manning at NO
10/31/99	313	Manning vs. Dal.
12/10/06	313	Manning at Jax.
9/23/12	313	Luck vs. Jax.
10/21/90	312	Trudeau vs. Den.
9/16/07	312	Manning at Ten.
10/5/14	312	Luck vs. Bal.
12/23/07	311	Manning vs. Hou.
9/14/08	311	Manning at Minn.
10/11/81	310	Jones vs. Cin.
11/30/97	310	Harbaugh at NE
12/2/01	310	Manning at Bal.
1/3/09	*310	Manning at SD
9/27/98	309	Manning vs. NO
10/11/09	309	Manning at Ten.
9/9/12	309	Luck at Chi.
12/17/09	308	Manning at Jax.
10/2/60	307	Unitas vs. Chi.
9/28/75	307	Jones vs. Raid.
10/17/10	307	Manning at Was.
11/9/75	306	Jones at Buf.
11/21/65	305	Unitas vs. Phil.
11/25/79	304	Landry vs. Mia.
10/21/02	304	Manning at Pit.
1/11/04	*304	Manning at KC
9/21/09	303	Manning at Mia.
11/16/14	303	Luck vs. NE
10/29/61	302	Unitas vs. Chi.
10/6/68	302	Morrall vs. Chi.
9/6/98	302	Manning vs. Mia.
11/5/00	302	Manning at Chi.
9/19/76	301	Jones vs. Cin.
9/1/91	301	George vs. NE
9/13/09	301	Manning vs. Jax.
10/26/69	300	Unitas vs. SF

*Postseason Game

LEADERS: Manning, 71; Unitas, 27; Luck, 22; Jones, 8; George, 7; Trudeau, 5; Harbaugh, 2; Morrall, 2; Hogeboom, 1; Justin, 1; Landry, 1; Orlovsky, 1
AGAINST OPPONENT: Patriots, 15; Jaguars, 11; 49ers, 8; Jets, 8; Chargers, 7; Lions, 7; Redskins, 7; Texans, 7; Titans, 7; Bengals, 6;
 Broncos, 6; Bears, 5; Bills, 5; Packers, 5; Saints, 5; Chiefs, 3; Eagles, 3; Falcons, 3; Giants, 3; Ravens, 3; Vikings, 3; Cardinals, 2; Cowboys, 2; Raiders, 2; Rams, 2;
 Seahawks, 2; Steelers, 2; Browns, 1; Buccaneers, 1; Panthers, 0.

RECORDS
 2014 SEASON IN REVIEW
 COLTS HISTORY
 PLAYERS
 BUSINESS OPERATIONS
 FOOTBALL OPERATIONS
 COACHING STAFF
 ADMINISTRATION
 RECORDS IN THE COMMUNITY



100-YARD RECEPTION GAMES (338)

Date	Player	No-Yds	Date	Player	No-Yds	Date	Player	No-Yds
11/10/57	Berry at Was.	12-224	10/3/11	Garcon at TB	2-146	9/17/06	Harrison vs. Hou.	7-127
1/4/14	*Hilton vs. KC	13-224	10/4/64	Orr vs. Rams	5-145	11/30/14	Fleener vs. Was.	4-127
10/9/14	Hilton at Hou.	9-223	9/27/81	Butler vs. Mia.	4-145	10/11/53	Taliaferro at Chi.	5-126
1/9/05	*Wayne vs. Den.	10-221	10/6/02	Harrison vs. Cin.	9-145	12/27/59	*Moore vs. NYG	3-126
10/7/12	Wayne vs. GB	13-212	11/5/06	Harrison at NE	8-145	9/17/67	Mackey vs. Atl.	8-126
10/24/76	Carr at NYJ	5-210	12/8/63	Mackey vs. Minn.	5-144	11/17/68	Richardson vs. Stl.	5-126
11/7/93	Langhorne at Was.	12-203	10/10/93	Dawkins vs. Dal.	8-144	11/18/01	Pollard at NO	3-126
12/5/10	Wayne vs. Dal.	14-200	9/15/02	Harrison vs. Mia.	11-144	9/27/09	Wayne vs. Ariz.	7-126
9/19/76	Carr vs. Cin.	6-198	1/4/04	*Stokley vs. Den.	4-144	11/15/09	Wayne vs. NE	10-126
9/26/99	Harrison at SD	13-196	11/16/14	Fleener vs. NE	7-144	10/2/54	B. Young vs. NYG	2-125
9/26/99	Harrison at SD	13-196	10/1/61	Moore vs. Minn.	5-143	12/12/65	Berry vs. GB	10-125
10/3/10	Wayne at Jax.	15-196	9/18/66	Mackey at Minn.	6-143	12/13/70	Jefferson at Buf.	5-125
9/28/70	Hinton vs. KC	11-190	12/23/07	Wayne vs. Hou.	10-143	11/7/76	L. Mitchell at SD	8-125
9/18/78	Carr at NE	6-187	12/14/08	Clark vs. Det.	12-142	10/15/95	Dilger vs. SF	7-125
10/23/60	Berry at Det.	11-186	9/10/00	Harrison vs. Oak.	10-141	12/5/99	Harrison at Mia.	8-125
9/24/67	Richardson at Phil.	11-184	9/21/03	Wayne vs. Jax.	10-141	11/20/05	Clark at Cin.	6-125
9/26/04	Wayne vs. GB	11-184	11/16/03	Harrison vs. NYJ	9-141	10/9/11	Garcon at Cin.	5-125
9/21/09	Clark at Mia.	7-183	10/2/60	Moore vs. Chi.	4-140	12/3/67	Hawkins vs. Dal.	8-124
11/9/58	Moore at NYG	6-181	11/11/07	Wayne at SD	10-140	10/31/71	Perkins vs. Pit.	2-124
11/26/60	Berry vs. SF	9-181	10/6/13	Hilton vs. Sea.	5-140	11/6/78	Carr vs. Was.	4-124
12/8/57	Moore at SF	6-180	11/26/60	Moore vs. SF	5-139	9/12/99	Green vs. Buf.	5-124
12/28/58	*Berry at NYG	12-178	12/4/60	Moore vs. Det.	4-139	12/7/03	Harrison at Ten.	10-124
11/16/86	Brooks at NYJ	9-177	10/16/88	Brooks vs. TB	7-139	11/7/05	Wayne at NE	9-124
10/6/03	Harrison at TB	11-176	12/6/64	Orr vs. Det.	5-138	9/15/13	Hilton vs. Mia.	6-124
11/11/01	Harrison vs. Mia.	9-174	12/26/99	Harrison at Cle.	14-138	10/3/59	Berry vs. Chi.	8-123
12/15/02	Harrison at Cle.	9-172	11/17/02	Harrison vs. Dal.	14-138	11/8/64	Orr at Chi.	6-123
12/3/06	Harrison at Ten.	7-172	10/29/06	Wayne at Den.	10-138	12/17/95	Dawkins vs. SD	6-123
9/26/10	Collie at Den.	12-171	11/6/60	Berry vs. GB	10-137	12/26/04	Stokley vs. SD	7-123
12/11/83	Henry at Den.	8-169	11/6/60	Moore vs. GB	8-137	1/24/10	*Collie vs. NYJ	7-123
11/29/59	Berry vs. LA Rams	7-168	11/10/02	Harrison at Phil.	6-137	12/8/62	Berry vs. Was.	11-122
9/23/01	Pathon vs. Buf.	9-168	11/21/05	Harrison at Jax.	6-137	12/18/77	Chesty vs. NE	4-122
10/28/07	Wayne at Car.	7-168	1/21/07	*Clark vs. NE	6-137	12/24/05	Stokley at Sea.	5-122
10/10/65	Orr vs. Det.	9-167	9/14/08	Gonzalez at Minn.	9-137	10/22/06	Wayne vs. Was.	7-122
11/21/65	Moore vs. Phil.	7-163	11/12/72	Havrilak at SF	6-136	11/27/11	Wayne vs. Car.	5-122
11/15/92	Johnson vs. NE	7-163	11/9/75	Carr at Buf.	2-136	11/23/14	Hilton vs. Jax.	4-122
9/12/10	Collie at Hou.	11-163	12/6/09	Garcon vs. Ten.	6-136	11/11/79	Washington at Mia.	10-121
9/13/09	Wayne vs. Jax.	10-162	12/10/89	Rison vs. Cle.	5-135	9/12/99	Harrison vs. Buf.	8-121
10/4/87	Murray at Buf.	7-161	12/18/05	Harrison vs. SD	8-135	11/10/02	Wayne at Phil.	6-121
9/23/68	Orr at Atl.	5-160	9/17/06	Wayne vs. Hou.	6-135	11/3/13	Hilton at Hou.	7-121
11/10/68	Orr at Det.	5-160	9/9/12	Wayne at Chi.	9-135	10/26/80	Carr vs. Stl.	9-120
10/1/89	Brooks at NYJ	7-159	11/12/67	Perkins at Atl.	5-134	11/30/97	Dawkins at NE	7-120
10/8/00	Harrison at NE	13-159	12/7/69	Hinton vs. Det.	5-134	9/16/84	Porter vs. Stl.	4-120
9/28/03	Harrison at NO	6-158	10/15/00	Harrison at Sea.	7-134	12/20/98	Small at Sea.	3-120
12/2/07	Wayne vs. Jax.	8-158	12/9/07	Gonzalez at Balt.	6-134	11/1/98	Faulk vs. NE	9-119
11/23/58	Moore vs. LA Rams	6-157	11/30/14	Moncrief vs. Was.	3-134	10/12/03	Harrison vs. Car.	8-119
10/21/01	Harrison vs. NE	8-157	12/8/62	Orr vs. Was.	6-133	9/19/04	Wayne at Ten.	7-119
11/1/59	Berry vs. Cle.	11-156	12/7/80	Carr at Cin.	7-133	10/31/04	Harrison at KC	5-119
9/8/96	Dilger at NYJ	7-156	1/4/04	*Harrison vs. Den.	7-133	10/31/04	Wayne at KC	6-119
10/24/99	Harrison vs. Cin.	8-156	10/30/66	Mackey at LA Rams	5-132	11/8/09	Clark vs. Hou.	14-119
10/22/00	Harrison vs. NE	5-156	11/14/04	Stokley vs. Hou.	5-132	9/28/14	Wayne vs. Ten.	7-119
11/18/56	Berry at Det.	6-155	12/17/09	Wayne at Jax.	5-132	10/4/58	Moore vs. Chi.	3-118
10/29/61	Moore vs. Chi.	7-155	12/16/62	Berry vs. Minn.	8-131	12/12/99	Harrison vs. NE	6-118
10/21/62	Orr at Chi.	7-155	11/6/66	Berry vs. Was.	10-131	10/12/08	Wayne vs. Balt.	8-118
12/29/13	Hilton vs. Jax.	11-155	11/6/66	Orr vs. Was.	5-131	10/25/59	Berry vs. GB	10-117
10/26/14	Hilton at Pit.	6-155	10/22/07	Wayne at Jax.	9-131	12/4/60	Berry vs. Det.	10-117
11/29/98	Small at Balt.	9-153	12/15/63	Berry vs. LA Rams	7-130	12/19/99	Harrison vs. Was.	9-117
12/5/04	Stokley vs. Ten.	8-153	9/27/79	Washington at KC	13-130	12/14/03	Harrison vs. Atl.	7-117
10/21/90	Hester vs. Den.	8-152	11/10/13	Hilton vs. Stl.	7-130	11/20/05	Wayne at Cin.	5-117
1/24/10	*Garcon vs. NYJ	11-151	10/29/89	Rison vs. NE	6-129	12/1/63	Matte at Was.	7-116
11/24/68	Richardson vs. Minn.	6-150	1/3/09	*Wayne at SD	4-129	11/1/59	Moore vs. Cle.	5-115
10/13/02	Harrison vs. Balt.	12-150	12/23/56	Mutscheller vs. Was.	6-128	12/5/59	Moore at SF	6-115
12/4/11	Garcon at NE	9-150	9/27/98	Faulk vs. NO	6-128	1/3/71	*Hinton vs. Oak.	5-115
12/7/14	Hilton at Cle.	10-150	11/15/98	Harrison vs. NYJ	9-128	9/24/72	Havrilak vs. NYJ	4-115
9/28/58	Berry vs. Det.	10-149	11/25/01	Harrison vs. SF	8-128	9/3/00	Harrison at KC	9-115
11/10/63	Berry vs. Det.	5-148	1/6/02	Harrison vs. Den.	9-128	9/6/07	Wayne vs. NO	7-115
12/22/68	*Richardson vs. Minn.	6-148	12/22/02	Harrison vs. NYG	10-128	11/30/58	Berry vs. SF	9-114
9/25/00	Wilkins vs. Jax.	9-148	11/7/05	Harrison at NE	9-128	9/24/72	Mitchell vs. NYJ	8-114
11/1/09	Wayne vs. SF	12-147	11/28/05	Harrison vs. Pit.	4-128	12/12/76	Carr vs. Buf.	4-114
12/15/57	Berry at LA Rams	7-146	12/8/63	Berry vs. Minn.	8-127	12/13/81	Carr at Was.	6-114
10/26/69	Orr vs. SF	8-146	10/23/94	Faulk vs. Was.	8-127	11/4/07	Addai vs. Hou.	5-114
9/13/87	Brooks vs. Cin.	6-146	12/23/01	Harrison vs. NYJ	12-127	11/9/08	Wayne at Pit.	6-114
9/23/01	Harrison vs. Buf.	7-146	11/25/04	Harrison at Det.	12-127	10/2/60	Berry vs. Chi.	7-113



100-YARD RECEPTION GAMES (338) CONT...

Date	Player	No-Yds	Date	Player	No-Yds	Date	Player	No-Yds
10/19/69	Orr at NO	5-113	10/31/88	Brooks vs. Den.	3-108	9/30/90	Bentley at Phil.	3-104
9/29/85	Butler at NYJ	4-113	11/19/89	Rison vs. NYJ	5-108	12/13/92	Cash at NYJ	7-104
9/10/06	Harrison at NYG	9-113	11/13/05	Harrison vs. Hou.	7-108	12/22/02	Wayne vs. NYG	6-104
9/23/12	Hilton vs. Jax.	4-113	12/18/08	Wayne at Jax.	7-108	12/14/08	Wayne vs. Det.	7-104
1/6/13	*Wayne at Balt.	9-113	11/22/09	Garcon at Balt.	6-108	11/8/59	Mutscheller at Was.	6-103
10/26/14	Moncrief at Pit.	7-113	11/7/10	Tamme at Phil.	11-108	11/22/64	Mackey at LA Rams	4-103
11/25/56	Mutscheller vs. LA Rams	5-112	11/4/12	Avery vs. Mia.	5-108	12/15/96	Harrison at KC	6-103
10/15/61	Mutscheller at Chi.	4-112	10/20/57	Mutscheller at Det.	5-107	9/25/00	Harrison vs. Jax.	2-103
11/27/77	McCauley at Den.	11-112	11/15/64	Moore vs. Minn.	3-107	12/8/02	Wayne at Ten.	5-103
11/14/93	Langhorne vs. NYJ	8-112	11/24/02	Harrison at Den.	11-107	1/6/07	*Clark vs. KC	9-103
10/24/04	Stokley vs. Jax.	7-112	11/21/10	Wayne at NE	8-107	10/17/10	Harrison at Was.	4-103
1/9/05	*Clark vs. Den.	6-112	11/14/13	Fleener at Ten.	8-107	1/11/14	*Hilton at NE	4-103
12/24/06	Harrison at Hou.	8-112	12/8/13	Rogers at Cin.	6-107	1/4/15	*Hilton vs. Cin.	6-103
1/8/11	*Garcon vs. NYJ	5-112	10/19/14	Hilton vs. Cin.	7-107	11/25/65	Mackey at Det.	5-102
12/1/63	Orr at Was.	7-111	9/28/75	Doughty vs. Oak.	5-106	12/15/74	Chester vs. NYJ	8-102
10/10/71	Mitchell at Buf.	6-111	10/10/76	Chester vs. Mia.	5-106	11/9/75	Doughty at Buf.	3-102
10/8/89	Brooks vs. Buf.	5-111	11/17/91	Brooks vs. Chi.	7-106	11/20/77	Chester vs. NYJ	5-102
11/21/99	Wilkins at Phil.	4-111	11/29/92	Arbuckle vs. Buf.	9-106	9/6/98	Harrison vs. Mia.	5-102
12/26/04	Harrison vs. SD	6-111	11/25/96	Harrison vs. Phil.	6-106	11/23/98	Faulk at Buf.	8-102
11/19/06	Wayne at Dal.	7-111	11/21/04	Wayne at Chi.	6-106	11/14/04	Clark vs. Hou.	3-102
9/16/12	Avery vs. Min.	9-111	12/5/04	Harrison vs. Ten.	4-106	11/25/12	Wayne vs. Buf.	8-102
12/30/12	Hilton vs. Hou.	4-111	12/9/10	Wayne at Ten.	4-106	11/4/12	Hilton vs. Mia.	6-102
11/4/62	Orr at SF	5-110	9/11/11	Wayne at Hou.	7-106	12/28/58	*Moore at NYG	6-101
10/1/67	Perkins vs. SF	5-110	12/22/11	Wayne vs. Hou.	8-106	10/15/78	Doughty vs. NYJ	7-101
12/18/77	Doughty vs. NE	5-110	10/31/54	Edwards at Was.	8-105	11/26/89	Brooks vs. SD	8-101
9/26/93	Hester vs. Cle.	7-110	12/16/61	Orr at SF	4-105	11/19/95	Dawkins at NE	4-101
9/22/02	Harrison at Hou.	8-110	11/17/68	Mackey vs. Stl.	5-105	12/16/01	Pollard vs. Atl.	5-101
9/26/04	Stokley vs. GB	8-110	9/23/73	Doughty vs. NYJ	5-105	12/1/02	Harrison vs. Hou.	9-101
12/10/06	Wayne at Jax.	8-110	10/26/75	M. Johnson at NYJ	3-105	12/10/06	Harrison at Jax.	6-101
10/21/56	Mutscheller at Chi.	5-109	11/23/86	Brooks at Hou.	7-105	10/20/57	Moore at Det.	6-100
11/8/59	Moore at Was.	4-109	9/22/91	Johnson vs. Det.	9-105	11/18/62	Orr at GB	5-100
10/21/73	Doughty at Det.	3-109	10/18/92	Hester vs. SD	8-105	10/24/65	Orr vs. LA Rams	5-100
10/27/85	Bouza vs. GB	6-109	10/1/94	Dawkins at Buf.	6-105	10/31/71	Richardson vs. Pit.	4-100
11/14/99	Harrison at NYG	6-109	9/19/99	Harrison at NE	7-105	11/10/91	Hester at NYJ	5-100
10/29/00	Harrison vs. Det.	9-109	11/22/07	Gonzalez at Atl.	6-105	12/14/97	Dilger at NYJ	5-100
12/3/00	Wilkins at NYJ	7-109	12/18/08	Clark at Jax.	8-105	10/26/03	Harrison vs. Hou.	8-100
12/24/00	Harrison vs. Minn.	12-109	9/28/14	Hilton vs. Ten.	6-105	11/16/03	Clark vs. NYJ	5-100
10/2/05	Harrison at Ten.	9-109	11/13/60	Berry at Chi.	6-104	11/18/12	Hilton at N.E.	6-100
10/12/58	Moore vs. GB@M	6-108	10/6/68	Mackey vs. Chi.	7-104	12/12/12	Hilton at Det.	6-100
12/17/66	Orr at SF	4-108	10/6/68	Orr vs. Chi.	2-104	9/29/13	Wayne at Jax.	5-100
9/14/80	Carr vs. Pit.	6-108	10/27/85	Capers vs. GB	5-104		*Postseason Game	

ADMINISTRATION

COACHING STAFF

FOOTBALL OPERATIONS

BUSINESS OPERATIONS

PLAYERS

2014 SEASON IN REVIEW

COLTS HISTORY

RECORDS

COLTS IN THE COMMUNITY

LEADERS: Marvin Harrison, 60; Reggie Wayne, 46; Raymond Berry, 24; T.Y. Hilton, 19; Lenny Moore, 19; Jimmy Orr, 18; Roger Carr, 10; Dallas Clark, 10; Bill Brooks, 9; John Mackey, 8; Pierre Garcon, 8; Brandon Stokley, 7; Glenn Doughty, 6; Jim Mutscheller, 6; Sean Dawkins, 5; Willie Richardson, 5; Raymond Chester, 4; Marshall Faulk, 4; Jessie Hester, 4; Austin Collier, 3; Ken Dilger, 3; Coby Fleener, 3; Anthony Gonzalez, 3; Eddie Hinton, 3; Ray Perkins, 3; Andre Rison, 3; Terrence Wilkins, 3; Donnie Avery, 2; Ray Butler, 2; Sam Havrilak, 2; Anthony Johnson, 2; Reggie Langhorne, 2; Tom Mitchell, 2; Dante Moncrief, 2; Marcus Pollard, 2; Torrance Small, 2; Joe Washington, 2; Joseph Addai, 1; Charles Arbuckle, 1; Albert Bentley, 1; Matt Bouza, 1; Wayne Capers, 1; Kerry Cash, 1; Dan Edwards, 1; E. G. Green, 1; Alex Hawkins, 1; Bernard Henry, 1; Roy Jefferson, 1; Marshall Johnson, 1; Tom Matte, 1; Don McCauley, 1; Lydell Mitchell, 1; Walter Murray, 1; Jerome Pathon, 1; Tracy Porter, 1; Da'Rick Rogers, 1; George Talaferro, 1; Jacob Tamme, 1; Buddy Young, 1.

AGAINST OPPONENT: Jets, 24; Patriots, 24; Lions, 20; Redskins, 20; Jaguars, 18; Texans, 17; Bears, 16; Bills, 15; 49ers, 14; Titans, 13; Broncos, 12; Dolphins, 12; Packers, 11; Vikings, 11; Bengals, 10; Chargers, 10; Eagles, 10; Rams, 10; Chiefs, 9; Giants, 9; Browns, 7; Steelers, 7; Cowboys, 6; Falcons, 6; Ravens, 6; Cardinals, 5; Saints, 5; Seahawks, 4; Buccaneers, 3; Panthers, 3; Raiders, 3.

TWO 100-YARD RECEIVERS: Mutscheller (107), Moore (100) at Det. 10/20/57; Berry (178), Moore (101) at NYG 12/28/58*; Berry (156), Moore (115) vs. Cle. 11/1/59; Moore (109), Mutscheller (103) at Was. 11/8/59; Moore (140), Berry (113) vs. Chi. 10/2/60; Berry (137), Moore (137) vs. GB 11/6/60; Berry (181), Moore (139) vs. SF 11/26/60; Moore (139), Berry (117) vs. Det. 12/4/60; Orr (133), Berry (122) vs. Was. 12/8/62; Matte (116), Orr (111) at Was. 12/1/63; Mackey (144), Berry (127) vs. Min. 12/8/63; Berry (131), Orr (131) vs. Was. 11/6/66; Mackey (104), Orr (104) vs. Chi. 10/6/68; Richardson (126), Mackey (105) vs. St.L 11/17/68; Perkins (124), Richardson (100) vs. Pit. 10/31/71; Havrilak (115), T. Mitchell (114) vs. NYJ 9/24/72; Carr (136), Doughty (102) at Buf. 11/9/75; Chester (122), Doughty (110) vs. NE 12/18/77; Bouza (109), Capers (104) vs. GB 10/27/85; Green (124), Harrison (121) vs. Buf. 9/12/99; Wilkins (148), Harrison (103) vs. Jax. 9/25/00; Pathon (168), Harrison (146) vs. Buf. 9/23/01; Harrison (137), Wayne (121) at Phi. 11/10/02; Harrison (128), Wayne (104) vs. NYG 12/22/02; Wayne (141), Clark (100) vs. NYJ 11/16/03; Stokley (144), Harrison (133) vs. Den. 1/14/04; Wayne (184), Stokley (110) vs. GB 9/26/04; Harrison (119), Wayne (119) at KC 10/31/04; Stokley (132), Clark (102) vs. Hou. 11/14/04; Stokley (153), Harrison (106) vs. Ten. 12/5/04; Stokley (123), Harrison (111) vs. SD 12/26/04; Wayne (221), Clark (112) vs. Den. 1/9/05*; Harrison (128), Wayne (124) at NE 11/7/05; Clark (125), Wayne (117) at Cin. 11/20/05; Wayne (135), Harrison (127) vs. Hou. 9/17/06; Wayne (110), Harrison (101) at Jax. 12/10/06; Clark (142), Wayne (104) vs. Det. 12/14/08; Wayne (108), Clark (105) at Jax. 12/18/08; Garcon (151), Collier (123) vs. NYJ 1/24/10*; Avery (108), Hilton (102) vs. Mia. 11/4/12; Wayne (119), Hilton (105), vs. Ten. 9/28/14; Hilton (155), Moncrief (113) at Pit. 10/26/14; Moncrief (134), Fleener (127) vs. Was. 11/30/14. **Total: 43**



10-PLUS RECEPTION GAMES (76)

Date	Player	No-Yds	Date	Player	No-Yds	Date	Player	No-Yds
10/3/10	Wayne at Jax.	15-196	9/24/67	Richardson at Phi.	11-184	12/2/79	Washington at NYJ	10-57
12/26/99	Harrison at Cle.	14-138	9/28/70	Hinton vs. KC	11-190	9/15/91	Johnson at LA Raiders	10-89
11/17/02	Harrison vs. Dal.	14-138	11/10/74	Mitchell vs. Den.	11-90	11/24/91	Brooks vs. GB@M	10-70
11/8/09	Clark vs. Hou.	14-119	11/27/77	McCauley at Den.	11-112	11/7/93	Johnson at Was.	10-83
12/5/10	Wayne vs. Dal.	14-200	10/11/81	Dickey vs. Cin.	11-88	12/1/96	Faulk vs. Buf.	10-78
12/15/74	Mitchell vs. NYJ	13-82	11/8/81	McMillan vs. NYJ	11-68	9/10/00	Harrison vs. Oak.	10-141
9/2/79	Washington at KC	13-130	9/1/91	Johnson vs. NE	11-87	12/22/02	Harrison vs. NYG	10-128
9/26/99	Harrison at SD	13-196	9/15/02	Harrison vs. Mia.	11-144	9/21/03	Wayne vs. Jax.	10-141
10/8/00	Harrison at NE	13-159	10/21/02	James at Pit.	11-82	12/7/03	Harrison at Ten.	10-124
10/7/12	Wayne vs. GB	13-212	11/3/02	Harrison vs. Ten.	11-99	9/19/04	Harrison at Ten.	10-98
1/4/14	*Hilton vs. KC	13-224	11/24/02	Harrison at Den.	11-107	1/9/05	*Wayne vs. Den.	10-221
11/10/57	Berry at Was.	12-224	10/6/03	Harrison at TB	11-176	12/18/05	Wayne vs. SD	10-91
12/28/58	*Berry at NYG	12-178	9/26/04	Wayne vs. GB	11-184	10/29/06	Wayne at Den.	10-138
11/28/76	Mitchell vs. NYJ	12-64	1/24/10	*Garcon vs. NYJ	11-151	2/4/07	*Addai vs. Chi.	10-66
11/7/93	Langhorne at Was.	12-203	9/12/10	Collie at Hou.	11-163	11/11/07	Wayne at SD	10-140
12/24/00	Harrison vs. Minn.	12-109	9/12/10	Clark at Hou.	11-80	12/23/07	Wayne vs. Hou.	10-143
12/23/01	Harrison vs. NYJ	12-127	11/7/10	Tamme at Phi.	11-108	9/7/08	Wayne vs. Chi.	10-86
10/13/02	Harrison vs. Balt.	12-150	11/7/10	Wayne at Phi.	11-83	9/13/09	Wayne vs. Jax.	10-162
11/25/04	Harrison at Det.	12-127	9/28/58	Berry vs. Det.	10-149	10/11/09	Addai at Ten.	10-53
12/14/08	Clark vs. Det.	12-142	10/25/59	Berry vs. GB	10-117	11/15/09	Wayne vs. NE	10-126
12/30/07	Wayne vs. Ten.	12-87	11/6/60	Berry vs. GB	10-137	12/7/14	Hilton at Cle.	10-150
11/1/09	Wayne vs. SF	12-147	12/4/60	Berry vs. Det.	10-117	1/4/15	*Herron vs. Cin.	10-85
9/26/10	Collie at Den.	12-171	12/12/65	Berry vs. GB	10-125	*Postseason Game		
11/1/59	Berry vs. Cle.	11-156	11/6/66	Berry vs. Was.	10-131			
10/23/60	Berry at Det.	11-186	11/12/78	McCauley at Sea.	10-88			
12/8/62	Berry vs. Was.	11-122	11/11/79	Washington at Mia.	10-121			
12/29/13	Hilton vs. Jax.	11-155	11/18/79	McCauley at NE	10-80			

LEADERS: Marvin Harrison, 16; Reggie Wayne, 16; Raymond Berry 11; Dallas Clark, 3; T.Y. Hilton, 3; Anthony Johnson, 3; Don McCauley, 3; Lydell Mitchell, 3; Joe Washington, 3; Joseph Addai, 2; Austin Collie, 2; Bill Brooks, 1; Curtis Dickey, 1; Marshall Faulk, 1; Pierre Garcon, 1; Daniel Herron, 1; Eddie Hinton, 1; Edgerrin James, 1; Reggie Langhorne, 1; Randy McMillan, 1; Willie Richardson, 1; Jacob Tamme, 1.

TWO 10-PLUS RECEIVERS: Langhorne (12), Johnson (10) at Was. 11/7/93; Collie (11), Clark (11) at Hou. 9/12/10; Tamme (11), Wayne (11) at Phi. 11/7/10.





YEAR-BY-YEAR LEADERS

SCORING		TD	PAT	FG	TP	RUSHING		Yards	Attempts	Avg.	Long	TD
1953	Bert Rechichar	3	0-0	5-12	33	John Huzvar	515	119	4.3	36	4	
1954	Gary Kerkorian	1	11-12	5-10	32	Buddy Young	311	70	4.4	57	2	
1955	Bert Rechichar	0	25-26	10-24	55	Alan Ameche	961	213	4.5	79	9	
1956	Lenny Moore	9	0-0	0-0	54	Alan Ameche	858	178	4.8	43	8	
1957	Lenny Moore	11	0-0	0-0	66	Alan Ameche	493	144	3.4	49	5	
1958	Lenny Moore	14	0-0	0-0	84	Alan Ameche	791	171	4.6	22	8	
1959	Raymond Berry	14	0-0	0-0	84	Alan Ameche	679	178	3.8	26	7	
1960	Lenny Moore	13	0-0	0-0	78	Lenny Moore	374	91	4.1	57	4	
1961	Steve Myhra	0	33-34	21-39	96	Joe Perry	675	168	4.0	27	3	
1962	Dick Bielski	2	25-28	11-25	70	Lenny Moore	470	106	4.4	25	2	
1963	Jim Martin	0	32-35	24-39	104	Tom Matte	541	133	4.1	31	4	
1964	Lenny Moore	20	0-0	0-0	120	Lenny Moore	584	157	3.7	32	16	
1965	Lou Michaels	0	48-48	17-28	101	Jerry Hill	516	147	3.5	20	5	
1966	Lou Michaels	0	35-36	21-39	98	Tony Loric	524	143	3.7	41	3	
1967	Lou Michaels	0	46-48	20-37	106	Tom Matte	636	147	4.3	30	9	
1968	Lou Michaels	0	48-50	18-28	102	Tom Matte	662	183	3.6	23	9	
1969	Tom Matte	13	0-0	0-0	78	Tom Matte	909	235	3.9	26	11	
1970	Jim O'Brien	0	36-38	19-34	93	Norm Bulaich	466	139	3.0	15	3	
1971	Jim O'Brien	0	35-36	20-29	95	Norm Bulaich	741	152	4.9	67	8	
1972	Jim O'Brien	2	24-24	13-31	75	Don McCauley	675	178	3.8	36	2	
1973	George Hunt	0	22-24	16-28	70	Lydell Mitchell	963	253	3.8	36	2	
1974	Toni Linhart	0	22-22	12-20	58	Lydell Mitchell	757	214	3.5	31	5	
1975	Lydell Mitchell	15	0-0	0-0	90	Lydell Mitchell	1193	289	4.1	70	11	
1976	Toni Linhart	0	49-51	20-27	109	Lydell Mitchell	1200	289	4.2	43	5	
1977	Toni Linhart	0	32-35	17-26	83	Lydell Mitchell	1159	301	3.9	64	3	
1978	Toni Linhart	0	27-31	8-17	51	Joe Washington	956	240	4.0	29	0	
1979	Steve Mike-Mayer	0	28-29	11-20	61	Joe Washington	884	242	3.6	26	4	
1980	Steve Mike-Mayer	0	43-46	12-23	79	Curtis Dickey	800	176	4.5	51t	11	
1981	Curtis Dickey	10	0-0	0-0	60	Curtis Dickey	779	164	4.8	67t	7	
1982	Mike Wood	0	6-6	6-10	24	Randy McMillan	305	101	3.0	13	1	
1983	Raul Allegre	0	22-24	30-35	112	Curtis Dickey	1122	254	4.4	56	4	
1984	Raul Allegre	0	14-14	11-18	47	Randy McMillan	705	163	4.3	31	5	
1985	Raul Allegre	0	36-39	16-26	84	Randy McMillan	858	190	4.5	38	7	
1986	Dean Biasucci	0	26-27	13-25	65	Randy McMillan	609	189	3.2	28	3	
1987	Dean Biasucci	0	24-24	24-27	96	Eric Dickerson	1011	223	4.5	53	5	
1988	Dean Biasucci	0	39-40	25-32	114	Eric Dickerson	1659	388	4.3	41t	14	
1989	Dean Biasucci	0	31-32	21-27	94	Eric Dickerson	1311	314	4.2	21t	7	
1990	Dean Biasucci	0	32-33	17-24	83	Eric Dickerson	677	166	4.1	43	4	
1991	Dean Biasucci	0	14-14	15-26	59	Eric Dickerson	536	167	3.2	28	2	
1992	Dean Biasucci	0	24-24	16-29	72	Anthony Johnson	592	178	3.3	19	0	
1993	Dean Biasucci	0	15-16	26-31	93	Roosevelt Potts	711	179	4.0	34	0	
1994	Dean Biasucci	0	37-37	16-24	85	Marshall Faulk	1282	314	4.1	52	11	
1995	Marshall Faulk	14	0-0	0-0	84	Marshall Faulk	1078	289	3.7	40	11	
1996	Cary Blanchard	0	27-27	36-40	135	Marshall Faulk	587	198	3.0	43	7	
1997	Cary Blanchard	0	21-21	32-41	117	Marshall Faulk	1054	264	4.0	45	7	
1998	Mike Vanderjagt	0	23-23	27-31	104	Marshall Faulk	1319	324	4.1	68t	6	
1999	Mike Vanderjagt	0	43-43	34-38	145	Edgerrin James	1553	369	4.2	72	13	
2000	Mike Vanderjagt	0	46-46	25-27	121	Edgerrin James	1709	387	4.4	30	13	
2001	Mike Vanderjagt	0	41-42	28-34	125	Dominic Rhodes	1104	233	4.7	77t	9	
2002	Mike Vanderjagt	0	34-34	23-31	103	Edgerrin James	989	277	3.6	20	2	
2003	Mike Vanderjagt	0	46-46	37-37	157	Edgerrin James	1259	310	4.1	43	11	
2004	Mike Vanderjagt	0	59-60	20-25	119	Edgerrin James	1548	334	4.6	40	9	
2005	Mike Vanderjagt	0	52-52	23-25	121	Edgerrin James	1506	360	4.2	33	13	
2006	Adam Vinatieri	0	38-38	25-28	113	Joseph Addai	1081	226	4.8	41	7	
2007	Adam Vinatieri	0	49-51	23-29	118	Joseph Addai	1072	261	4.1	23	12	
2008	Adam Vinatieri	0	43-43	20-25	103	Joseph Addai	544	155	3.5	23	5	
2009	Joseph Addai	13	0-0	0-0	78	Joseph Addai	828	219	3.8	21t	10	
2010	Adam Vinatieri	0	51-51	26-28	129	Donald Brown	497	129	3.9	49	2	
2011	Adam Vinatieri	0	24-24	23-27	93	Donald Brown	645	134	4.8	80t	5	
2012	Adam Vinatieri	0	37-37	26-33	115	Vick Ballard	814	211	3.9	26	2	
2013	Adam Vinatieri	0	34-34	35-40	139	Donald Brown	537	102	5.3	51t	6	
2014	Adam Vinatieri	0	50-50	30-31	140	Trent Richardson	579	159	3.3	27	3	

ADMINISTRATION

COACHING STAFF

FOOTBALL OPERATIONS

BUSINESS OPERATIONS

PLAYERS

2014 SEASON IN REVIEW

COLTS HISTORY

RECORDS

COLTS IN THE COMMUNITY

		PASSING	Attempts	Comp.	Pct.	Yards	TD	Int	PASS RECEPTIONS		No.	Yards	Avg.	Long	TD
ADMINISTRATION	1953	Fred Enke	169	71	42.0	1054	8	15	Dan Edwards	35	312	8.9	32	3	
	1954	Gary Kerkerian	217	117	53.9	1515	9	12	Dan Edwards	40	531	13.3	42	1	
	1955	George Shaw	237	119	50.2	1586	10	19	Jim Mutscheller	33	518	15.7	48	7	
	1956	John Unitas	198	110	55.6	1498	9	10	Jim Mutscheller	44	715	16.3	53	6	
	1957	John Unitas	301	172	57.1	2550	24	17	Raymond Berry	47	800	17.0	67	6	
	1958	John Unitas	263	136	51.7	2007	19	7	Raymond Berry	56	794	14.2	54	9	
	1959	John Unitas	367	193	52.6	2899	32	14	Raymond Berry	66	959	14.5	55	14	
	1960	John Unitas	378	190	50.3	3099	25	24	Raymond Berry	74	1298	17.5	70	10	
	1961	John Unitas	420	229	54.5	2990	16	24	Raymond Berry	75	837	11.6	44	0	
	1962	John Unitas	389	222	57.1	2967	23	23	Jimmy Orr	55	974	17.7	80	11	
COACHING STAFF	1963	John Unitas	410	237	57.8	3481	20	12	Tom Matte	48	466	9.7	49	1	
	1964	John Unitas	305	158	51.8	2824	19	6	Raymond Berry	43	663	15.4	46	6	
	1965	John Unitas	282	164	58.2	2530	23	12	Raymond Berry	58	739	12.7	40	7	
	1966	John Unitas	348	195	56.0	2748	22	24	Raymond Berry	56	786	14.0	40	7	
	1967	John Unitas	436	255	58.5	3428	20	16	Willie Richardson	63	860	13.7	31	8	
	1968	Earl Morrall	317	182	57.4	2909	26	17	John Mackey	45	644	14.3	45	5	
	1969	John Unitas	327	178	54.4	2342	12	20	Willie Richardson	43	646	15.0	39	3	
	1970	John Unitas	321	166	51.7	2213	14	18	Eddie Hinton	47	733	15.3	40	5	
	1971	John Unitas	176	92	52.3	942	3	9	Tom Mitchell	33	402	12.2	35	0	
	1972	Marty Domres	222	115	51.8	1392	11	6	Tom Mitchell	40	494	12.3	34	4	
FOOTBALL OPERATIONS	1973	Marty Domres	191	93	48.7	1153	9	13	Glenn Doughty	25	587	23.5	66	4	
	1974	Bert Jones	270	143	53.0	1610	8	12	Lydell Mitchell	72	544	7.6	24	2	
	1975	Bert Jones	344	203	59.0	2483	18	8	Lydell Mitchell	60	544	9.1	35	4	
	1976	Bert Jones	343	207	60.4	3104	24	9	Lydell Mitchell	60	555	9.3	40	3	
	1977	Bert Jones	393	224	57.0	2686	17	11	Lydell Mitchell	71	620	8.7	38	4	
	1978	Bill Troup	296	154	52.0	1882	10	21	Joe Washington	45	377	8.4	33	1	
	1979	Greg Landry	457	270	59.1	2932	15	15	Joe Washington	82	750	9.1	43t	3	
	1980	Bert Jones	446	248	55.6	3134	23	21	Roger Carr	61	924	15.1	43	5	
	1981	Bert Jones	426	244	57.3	3094	21	20	Randy McMillan	50	466	9.3	31	1	
	1982	Mike Pagel	221	111	50.2	1281	5	7	Matt Bouza	22	287	13.0	34	2	
PLAYERS	1983	Mike Pagel	328	163	49.7	2353	12	17	Bernard Henry	30	416	13.9	40t	4	
	1984	Mike Pagel	212	114	53.8	1426	8	8	Ray Butler	43	664	15.4	74t	6	
	1985	Mike Pagel	394	199	50.5	2414	14	15	Pat Beach	36	376	10.4	30	6	
	1986	Jack Trudeau	417	204	48.9	2225	8	18	Matt Bouza	71	830	11.7	33	5	
	1987	Jack Trudeau	229	128	55.9	1587	6	6	Bill Brooks	51	722	14.2	52t	3	
	1988	Chris Chandler	233	129	55.4	1619	8	12	Bill Brooks	54	867	16.1	53t	3	
	1989	Jack Trudeau	362	190	52.5	2317	15	13	Bill Brooks	63	919	14.6	55t	4	
	1990	Jeff George	334	181	54.2	2152	16	13	Albert Bentley	71	664	9.4	73	2	
	1991	Jeff George	485	292	60.2	2910	10	12	Bill Brooks	72	888	12.3	46	4	
	1992	Jeff George	306	167	54.6	1963	7	15	Reggie Langhorne	65	811	12.5	34	1	
2014 SEASON IN REVIEW	1993	Jeff George	407	234	57.5	2526	8	6	Reggie Langhorne	85	1038	12.2	72t	3	
	1994	Jim Harbaugh	202	125	61.9	1440	9	6	Floyd Turner	52	593	11.4	28	6	
	1995	Jim Harbaugh	314	200	63.7	2575	17	5	Marshall Faulk	56	475	8.5	34	3	
	1996	Jim Harbaugh	405	232	57.3	2630	13	11	Marvin Harrison	64	836	13.1	41	8	
	1997	Jim Harbaugh	309	189	61.2	2060	10	4	Marvin Harrison	73	866	11.9	44	6	
	1998	Peyton Manning	575	326	56.7	3739	26	28	Marshall Faulk	86	908	10.6	78t	4	
	1999	Peyton Manning	533	331	62.1	4135	26	15	Marvin Harrison	115	1663	14.5	57t	13	
	2000	Peyton Manning	571	357	62.5	4413	33	15	Marvin Harrison	102	1413	13.9	78t	14	
	2001	Peyton Manning	547	343	62.7	4131	26	23	Marvin Harrison	109	1524	14.0	68	15	
	2002	Peyton Manning	591	392	66.3	4200	27	19	Marvin Harrison	143	1722	12.0	69	11	
RECORDS	2003	Peyton Manning	566	379	67.0	4267	29	10	Marvin Harrison	94	1272	13.5	79t	10	
	2004	Peyton Manning	497	336	67.6	4557	49	10	Marvin Harrison	86	1113	12.9	59	15	
	2005	Peyton Manning	453	305	67.3	3747	28	10	Reggie Wayne	83	1055	12.7	66t	5	
	2006	Peyton Manning	557	362	65.0	4397	31	9	Marvin Harrison	95	1366	14.4	68t	12	
	2007	Peyton Manning	515	337	65.4	4040	31	14	Reggie Wayne	104	1510	14.5	64	10	
	2008	Peyton Manning	555	371	66.8	4002	27	12	Reggie Wayne	82	1145	14.0	65t	6	
	2009	Peyton Manning	571	393	66.8	4500	33	16	Reggie Wayne	100	1264	12.6	65t	10	
									Dallas Clark	100	1106	11.1	80t	10	
	2010	Peyton Manning	679	450	66.3	4700	33	17	Reggie Wayne	111	1355	12.2	50	6	
	2011	Curtis Painter	243	132	54.3	1541	6	9	Reggie Wayne	75	960	12.8	56t	4	
COLTS IN THE COMMUNITY	2012	Andrew Luck	627	339	54.1	4374	23	18	Reggie Wayne	106	1355	12.8	33	5	
	2013	Andrew Luck	570	343	60.2	3822	23	9	T.Y. Hilton	82	1083	13.2	73t	5	
	2014	Andrew Luck	616	380	61.7	4761	40	16	T.Y. Hilton	82	1345	16.4	73t	7	

KICKOFF RETURNS						PUNT RETURNS								
No.	Yards	Avg.	Long	TD		No.	Yards	Avg.	Long	TD	FC			
1953	Larry Coutre	12	318	26.5	78	0	George Talianferro	10	31	3.1	7	0		
1954	Buddy Young	13	308	23.7	30	0	Buddy Young	14	60	4.3	16	0		
1955	Bob White	14	400	28.6	54	0	Bert Rechichar	30	121	4.0	24	0		
1956	Billy Vessels	16	379	23.7	42	0	Carl Taseff	27	233	8.6	90	1		
1957	Jack Call	14	329	23.5	45	0	Bert Rechichar	22	71	3.2	22	0		
1958	Lenny Lyles	11	398	36.2	103t	2	Carl Taseff	29	196	6.8	33	0		
1959	Johnny Sample	17	457	26.9	80	0	Carl Taseff	15	104	6.9	25	0		
1960	Johnny Sample	18	519	28.8	94	1	Johnny Sample	14	101	7.2	26	0		
1961	Lenny Lyles	28	672	24.0	64	0	Bob Boyd	18	173	9.6	46	0		
1962	Bake Turner	20	504	25.2	37	0	Bake Turner	9	94	10.4	43	0		
1963	Tom Matte	16	331	20.7	34	0	Jerry Logan	28	279	10.0	38	0	0	
1964	Tony Lorick	13	385	29.6	71	0	Wendell Harris	17	214	12.6	39	0	5	
1965	Alvin Haymond	20	614	30.7	53	0	Alvin Haymond	41	403	9.8	55	0	9	
1966	Lenny Moore	18	453	25.2	54	0	Alvin Haymond	40	347	8.7	64	0	8	
1967	Lenny Moore	16	392	24.4	37	0	Alvin Haymond	26	155	6.0	31	0	4	
1968	Preston Pearson	15	527	30.4	102t	2	Rick Volk	25	198	7.9	24	0	7	
1969	Jim Duncan	19	560	29.5	92	1	Rick Volk	10	58	5.8	14	0	6	
1970	Jim Duncan	20	707	35.4	99	1	Ron Gardin	28	330	11.8	80	1	20	
1971	Charlie Pittman	14	330	23.6	37	0	Rick Volk	22	118	5.4	18	0	20	
1972	Bruce Laird	29	843	29.1	73	0	Bruce Laird	34	303	8.9	42	0	11	
1973	Cotton Speyrer	17	496	29.1	101t	1	Bruce Laird	15	72	4.8	13	0	6	
1974	Bruce Laird	19	499	26.3	55	0	Tim Berra	16	114	7.1	14	0	2	
1975	Bruce Laird	31	799	25.8	65	0	Howard Stevens	36	396	11.0	53	0	8	
1976	Howard Stevens	30	710	23.7	83	0	Howard Stevens	39	31	7.9	44	0	9	
1977	Bruce Laird	24	541	22.5	35	0	Howard Stevens	34	301	8.9	24	0	6	
1978	Marshall Johnson	41	927	22.6	57t	0	Marshall Johnson	25	143	5.7	17	0	10	
1979	Nesby Glasgow	50	1126	22.5	58t	0	Nesby Glasgow	44	352	8.0	75t	1	11	
1980	Nesby Glasgow	33	743	22.5	44t	0	Nesby Glasgow	23	187	8.1	20	0	15	
1981	Zachary Dixon	36	737	20.5	46t	0	David Shula	10	50	5.0	11	0	7	
1982	Larry Anderson	27	517	19.1	33t	0	Larry Anderson	8	54	6.8	28t	0	4	
1983	Kendall Williams	20	490	24.5	90t	0	Larry Anderson	20	138	6.9	20t	0	4	
1984	Phil Smith	32	651	20.3	96t	1	Larry Anderson	27	182	6.7	19t	0	7	
1985	Albert Bentley	27	674	25.0	48t	0	Robbie Martin	40	443	11.1	70t	1	7	
1986	Albert Bentley	32	687	21.5	37t	0	Bill Brooks	18	141	7.8	18t	0	7	
1987	Albert Bentley	22	500	22.7	45t	0	Bill Brooks	22	136	6.2	17t	0	9	
1988	Albert Bentley	39	775	19.9	40t	0	Clarence Verdin	22	239	10.9	73t	1	7	
1989	Clarence Verdin	19	371	19.5	29t	0	Clarence Verdin	23	296	12.9	49t	1	5	
1990	Stacey Simmons	19	348	18.3	34t	0	Clarence Verdin	28	352	12.6	36t	0	3	
1991	Clarence Verdin	36	689	19.1	88t	1	Clarence Verdin	25	163	6.6	22t	0	10	
1992	Clarence Verdin	39	815	20.9	42t	0	Clarence Verdin	24	268	11.2	84t	2	12	
1993	Clarence Verdin	50	1050	21.0	38t	0	Clarence Verdin	30	173	5.8	24t	0	17	
1994	Ronald Humphrey	35	783	22.4	95t	1	Dewell Brewer	42	339	8.1	75t	1	8	
1995	Aaron Bailey	21	495	23.6	95t	1	Ray Buchanan	16	113	7.1	17t	0	4	
1996	Aaron Bailey	43	1041	24.2	95t	1	Marvin Harrison	18	177	9.8	31t	0	9	
1997	Aaron Bailey	55	1206	21.9	61t	0	Brian Stablein	17	133	7.8	20t	0	9	
1998	Aaron Bailey	34	759	22.3	44t	0	Aaron Bailey	19	176	9.3	33t	0	4	
1999	Terrence Wilkins	51	1134	22.2	97t	1	Terrence Wilkins	41	388	9.5	39t	1	17	
2000	Jerome Pathon	26	583	22.4	48	0	Terrence Wilkins	29	240	8.3	36	0	13	
2001	Terrence Wilkins	44	1007	22.9	50	0	Terrence Wilkins	21	219	10.4	78	1	4	
2002	Troy Walters	53	1150	21.7	44	0	Troy Walters	35	270	7.7	34	0	15	
2003	Brad Pyatt	19	544	28.6	90	0	Brad Pyatt	12	110	9.5	21	0	8	
2004	Dominic Rhodes	48	1188	24.8	88t	1	Jason David	8	50	6.3	13	0	4	
2005	Dominic Rhodes	41	855	20.9	39	0	Troy Walters	21	172	8.2	29	0	25	
2006	Terrence Wilkins	52	1272	24.5	70	0	Terrence Wilkins	21	193	9.2	82t	1	13	
2007	T.J. Rushing	31	714	23.0	47	0	T.J. Rushing	19	249	13.1	90t	1	14	
2008	Pierre Garcon	22	475	21.6	39	0	Keiwan Ratliff	16	89	5.6	19	0	12	
2009	Chad Simpson	38	898	23.6	93t	1	T.J. Rushing	21	119	5.7	22	0	22	
2010	Justin Tryon	14	299	21.4	39	0	Blair White	10	80	8.0	18	0	14	
2011	Joe Lefeged	31	578	18.6	51	0	Pierre Garcon	16	44	2.8	20	0	8	
2012	Cassius Vaughn	10	209	20.9	40	0	T.Y. Hilton	26	300	11.5	75t	1	18	
2013	David Reed	24	590	24.6	39	0	T.Y. Hilton	17	159	9.4	34	0	12	
2014	Josh Cribbs	19	608	32.0	76	0	Griff Whalen	26	187	7.2	22	0	17	

ADMINISTRATION
COACHING STAFF
FOOTBALL OPERATIONS
BUSINESS OPERATIONS
PLAYERS
2014 SEASON IN REVIEW
COLTS HISTORY
RECORDS
COLTS IN THE COMMUNITY



	INTERCEPTIONS						SACKS (*SINCE 1982)	
	No.	Yards	Avg.	Long	TD		No.	
ADMINISTRATION	1953	Tom Keane	11	118	10.7	35	0	
	1954	Don Shula	5	84	16.8	25	0	
		Tom Keane	5	22	4.4	7	0	
	1955	Bert Rechichar	6	109	18.2	40	0	
	1956	Bert Rechichar	4	63	15.8	42	0	
	1957	Milt Davis	10	219	21.9	75	2	
	1958	Andy Nelson	8	199	24.9	69	1	
		Ray Brown	8	149	18.6	30	0	
	1959	Milt Davis	7	119	17.0	57	1	
		Don Shinnick	7	70	10.0	23	0	
COACHING STAFF	1960	Bob Boyd	7	132	18.9	74	0	
	1961	Gary Glick	4	18	4.5	10	0	
	1962	Bob Boyd	7	163	23.3	38	0	
	1963	Jim Welch	4	49	12.3	15	0	
	1964	Bob Boyd	9	185	20.6	47	0	
	1965	Bob Boyd	9	78	8.7	24	1	
	1966	Bob Boyd	6	114	19.0	37t	1	
	1967	Bob Boyd	6	145	24.2	41t	1	
		Rick Volk	6	145	24.2	94t	1	
		Bob Boyd	8	160	20.0	49t	1	
FOOTBALL OPERATIONS	1969	Rick Volk	4	36	9.0	23t	0	
	1970	Jerry Logan	6	92	15.3	33t	2	
	1971	Charlie Stukes	8	95	11.9	40t	0	
	1972	Charlie Stukes	5	23	4.6	11t	0	
	1973	Stan White	4	40	10.0	22t	1	
	1974	Mike Curtis	3	24	8.0	11t	0	
	1975	Stan White	8*	135	16.9	32t	1	
	1976	Jackie Wallace	5	105	21.0	41t	0	
	1977	Lyle Blackwood	10	163	16.3	37t	0	
	1978	Norm Thompson	6	52	8.7	31t	0	
BUSINESS OPERATIONS	1979	Sanders Shiver	4	85	21.2	52t	0	
		Lyle Blackwood	4	63	15.8	27t	0	
		Larry Braziel	4	49	12.2	31t	1	
	1980	Bruce Laird	5	71	14.2	18t	0	
	1981	Bruce Laird	3	59	19.7	24t	0	
		Larry Braziel	3	35	11.7	27t	0	
	1982	Kim Anderson	2	25	12.5	25t	0	Leo Wisniewski 2.5
	1983	Derrick Hatchett	4	36	9.0	25t	0	Vernon Maxwell 11.0
	1984	Eugene Daniel	6	25	4.2	18t	0	Johnie Cooks 11.5
	1985	Eugene Daniel	8	53	6.6	29t	0	Duane Bickett 6.0
PLAYERS	1986	Leonard Coleman	4	36	9.0	31t	0	Duane Bickett 5.0
								Jon Hand 5.0
	1987	Mike Prior	6	57	9.5	38t	0	Duane Bickett 8.0
	1988	Willie Tullis	4	36	9.0	20t	0	Jon Hand 5.0
	1989	Keith Taylor	7	225	32.1	80t	1	Jon Hand 10.0
	1990	Mike Prior	3	66	22.0	36t	0	Sam Clancy 7.5
	1991	John Baylor	4	50	12.5	32t	0	(Three players tied) 5.0
	1992	Mike Prior	6	44	7.3	19t	0	Chip Banks 9.0
	1993	Ray Buchanan	4	45	11.3	28t	0	Jon Hand 5.5
	1994	Ray Buchanan	8	221	27.6	90t	3	Tony Bennett 9.0
2014 SEASON IN REVIEW	1995	Eugene Daniel	3	142	47.3	97t	1	Tony Bennett 10.5
		Ashley Ambrose	3	12	4.0	7t	0	
	1996	Jason Belsler	4	81	20.3	44t	2	Richard Dent 6.5
	1997	Jason Belsler	2	121	60.5	50t	1	Dan Footman 10.5
	1998	(Seven players tied at 1)						Ellis Johnson 8.0
	1999	Tyrone Poole	3	85	28.3	38	0	Chad Bratzke 12.0
	2000	Jeff Burris	4	38	9.5	27t	1	Chad Bratzke 7.5
	2001	Jeff Burris	3	69	23.0	30	1	Chad Bratzke 8.5
		David Macklin	3	15	5.0	11	0	
	2002	Mike Peterson	3	96	32.0	53	0	Dwight Freeney 13.0
RECORDS	2003	Nick Harper	4	121	30.3	75t	1	Dwight Freeney 11.0
	2004	Jason David	4	36	9.0	34t	1	Dwight Freeney 16.0#
	2005	Cato June	5	115	23.0	36	2	Robert Mathis 11.5
	2006	Nick Harper	3	18	6.0	19	0	Robert Mathis 9.5
		Cato June	3	14	4.7	8	0	
	2007	Gary Brackett	4	128	32.0	49	0	Robert Mathis 7.0
		Antoine Bethea	4	47	11.8	30	0	
	2008	Melvin Bullitt	4	7	1.8	3	0	Robert Mathis 11.5
	2009	Antoine Bethea	4	19	4.8	19	0	Dwight Freeney 13.5
	2010	Kelvin Hayden	2	56	28.0	31t	2	Robert Mathis 11.0
COLTS IN THE COMMUNITY		Jerraud Powers	2	11	5.5	11	0	
		Aaron Francisco	2	10	5.0	11	0	
	2011	Joe Lefeged	2	25	12.5	25	0	Robert Mathis 9.5
		Jerraud Powers	2	19	9.5	13	1	
	2012	Darius Butler	4	101	25.3	51	2	Robert Mathis 8.0
	2013	Darius Butler	4	79	19.8	41t	1	Robert Mathis 19.5#
	2014	Mike Adams	5	24	4.8	10	0	Jonathan Newsome 6.5
		*NFL Record (Linebackers)						#Led NFL



PUNTING	No.	Yards	Avg.	Long	Blk	
1953	George Taliaferro	65	2437	37.5	61	0
1954	Cotton Davidson	72	2678	37.2	55	1
1955	Monte Brethauer	55	2161	39.3	56	0
1956	Bert Rechichar	33	1277	38.7	56	0
1957	Cotton Davidson	47	1663	35.4	56	0
1958	Ray Brown	41	1635	39.9	60	0
1959	Dave Sherer	51	2132	41.8	60	0
1960	Ray Brown	52	2001	38.5	55	0
1961	Tom Gilburg	42	1804	43.0	61	0
1962	Tom Gilburg	57	2384	41.8	62	0
1963	Tom Gilburg	52	2173	41.8	64	0
1964	Joe Don Looney	32	1358	42.4	64	0
1965	Tom Gilburg	54	2139	39.6	66	0
1966	David Lee	49	2233	45.6	64	1
1967	David Lee	49	2079	42.4	68	0
1968	David Lee	49	1833	39.4	59	1
1969	David Lee	57	2580	45.3	66	0
1970	David Lee	63	2820	44.7	62	1
1971	David Lee	62	2542	41.0	76	0
1972	David Lee	57	2400	42.1	60	1
1973	David Lee	62	2398	38.7	60	2
1974	David Lee	71	2634	37.1	58	1
1975	David Lee	86	3402	39.6	62	1
1976	David Lee	59	2342	39.7	56	0
1977	David Lee	82	3142	38.3	59	2
1978	David Lee	92	3513	38.2	67	2
1979	Bucky Dilts	99	3657	36.9	53	2
1980	Mike Bragg	82	3203	39.1	59	2
1981	Mike Garrett	78	3071	39.4	57	0
1982	Rohn Stark	46	2044	44.4	60	0
1983	Rohn Stark	91	4124	45.3*	68	0
1984	Rohn Stark	98	4383	44.7	72	0
1985	Rohn Stark	78	3584	45.9*	68	2
1986	Rohn Stark	76	3432	45.2*	63	0
1987	Rohn Stark	61	2440	40.0	63	2
1988	Rohn Stark	64	2784	43.5	65	0
1989	Rohn Stark	79	3392	42.9	64	1
1990	Rohn Stark	71	3084	43.4	61	1
1991	Rohn Stark	82	3492	42.6	65	0
1992	Rohn Stark	83	3716	44.8	64	0
1993	Rohn Stark	83	3595	43.3	65	0
1994	Rohn Stark	73	3092	42.4	60	1
1995	Chris Gardocki	63	2681	42.6	69	0
1996	Chris Gardocki	68	3105	45.7	61	0
1997	Chris Gardocki	67	3034	45.3	72	0
1998	Chris Gardocki	79	3583	45.4	62	0
1999	Hunter Smith	58	2467	42.5	61	2
2000	Hunter Smith	65	2906	44.7	65	0
2001	Hunter Smith	68	3023	44.5	65	0
2002	Hunter Smith	66	2672	40.5	69	1
2003	Hunter Smith	62	2617	42.2	55	1
2004	Hunter Smith	54	2443	45.2	62	0
2005	Hunter Smith	52	2301	44.3	58	0
2006	Hunter Smith	47	2085	44.4	61	1
2007	Hunter Smith	52	2181	41.9	63	0
2008	Hunter Smith	53	2345	44.2	64	0
2009	Pat McAfee	64	2837	44.3	60	0
2010	Pat McAfee	65	2731	42.0	66	0
2011	Pat McAfee	88	4098	46.6	64	1
2012	Pat McAfee	73	3520	48.2	64	1
2013	Pat McAfee	76	3499	46.0	65	1
2014	Pat McAfee	69	3221	46.7	61	0

*Led NFL

ADMINISTRATION

COACHING
STAFFFOOTBALL
OPERATIONSBUSINESS
OPERATIONS

PLAYERS

2014 SEASON
IN REVIEWCOLTS
HISTORY

RECORDS

COLTS IN THE
COMMUNITY

COLTS YEAR-BY-YEAR OFFENSIVE RANKINGS

Total NFL-AFC Rank (since 1970), tied rank underlined>

Year	Scoring		Net Offense		Rushing Avg.		Net Passing		Sacks	Ints.	Penalties	KOR Avg.	PR Avg.					
2014	458	6-3	406.6	3-2	100.8	22-12	305.9	1-1	29	8-7	16	<u>19-10</u>	105	14-7	28.0	3-3	6.9	26-12
2013	391	14-6	341.8	15-6	108.9	<u>20-10</u>	232.8	17-8	32	6-4	10	<u>5-2</u>	66	1-1	23.5	14-9	9.9	14-6
2012	357	18-6	362.4	10-4	104.4	22-11	258.0	7-3	41	<u>23-12</u>	18	<u>26-13</u>	94	8-5	22.3	21-12	11.1	7-6
2011	243	<u>28-13</u>	286.8	30-15	99.6	26-14	187.2	27-14	35	<u>15-10</u>	14	<u>12-7</u>	76	1-1	18.6	32-16	3.4	32-16
2010	435	2-2	380.8	4-3	92.7	29-16	288.1	1-1	16	1-1	17	<u>18-11</u>	79	5-3	19.6	29-15	6.9	24-14
2009	416	7-3	363.1	9-4	80.9	32-16	282.2	2-2	13	1-1	19	<u>23-13</u>	74	2-2	22.2	18-11	5.2	28-25
2008	377	13-5	335.5	15-6	79.6	31-16	255.9	5-3	14	4-3	12	<u>9-6</u>	86	<u>14-9</u>	20.8	28-13	6.0	32-16
2007	450	3-2	358.7	5-2	106.6	18-11	252.1	6-2	23	7-5	14	<u>6-3</u>	67	3-2	21.8	22-11	11.2	6-3
2006	427	2-2	379.4	3-3	110.1	18-8	269.3	2-1	15	1-1	9	<u>2-1</u>	86	7-6	23.6	7-6	9.0	13-8
2005	439	2-1	362.4	3-2	106.4	16-9	256.0	3-2	20	1-1	11	5-4	94	2-1	19.9	<u>28-16</u>	7.6	<u>19-11</u>
2004	522	1-1	404.7	2-2	115.8	15-11	288.9	1-1	14	1-1	10	2-2	106	<u>9-7</u>	23.4	8-5	7.1	24-13
2003	447	2-2	367.1	3-2	105.9	19-9	261.2	1-1	19	2-1	10	3-2	92	6-3	23.6	5-4	7.7	<u>19-13</u>
2002	349	17-10	351.0	9-5	97.6	26-15	253.4	4-2	23	4-2	19	22-12	91	7-5	20.5	24-11	7.6	<u>26-13</u>
2001	413	2-1	372.2	2-1	122.9	7-3	249.3	2-1	30	10-6	23	<u>26-14</u>	76	6-4	21.8	14-5	10.0	14-7
2000	429	4-3	383.8	3-2	116.2	16-10	267.6	2-1	20	<u>1-1</u>	15	<u>9-6</u>	89	5-2	19.9	28-14	9.3	18-10
1999	423	3-1	357.9	4-1	103.8	19-11	254.1	4-1	14	1-1	17	15-9	81	3-1	20.9	15-7	9.5	15-8
1998	310	19-10	319.8	12-7	92.9	26-14	226.9	6-3	22	2-1	28	29-14	106	<u>9-4</u>	20.2	25-12	10.0	15-9
1997	313	20-13	304.3	19-12	107.9	17-8	196.4	19-10	62	28-15	17	<u>20-11</u>	106	18-8	21.2	23-9	8.0	21-10
1996	317	<u>16-11</u>	296.5	25-14	90.5	28-14	206.0	16-9	43	23-11	11	1-1	76	1-1	23.0	10-4	10.9	10-4
1995	331	16-10	307.4	2-12	115.9	11-8	191.5	23-12	49	27-14	11	4-2	97	12-3	21.1	<u>16-10</u>	6.6	29-14
1994	307	18-9	275.8	27-14	128.8	4-3	147.1	28-14	28	<u>10-5</u>	14	5-4	82	3-2	20.9	<u>17-7</u>	8.1	<u>19-10</u>
1993	189	27-13	294.1	22-12	80.5	28-14	213.6	8-5	29	4-3	15	12-8	94	<u>14-5</u>	19.7	<u>11-4</u>	5.8	27-14
1992	216	27-13	273.0	24-10	68.9	28-14	204.1	8-5	44	16-8	26	<u>27-13</u>	122	<u>27-14</u>	19.6	11-4	11.0	5-3
1991	143	28-14	234.3	28-14	73.1	28-14	161.2	27-14	57	27-13	16	<u>11-6</u>	85	5-2	19.3	11-6	6.3	28-14
1990	281	21-12	259.7	27-14	80.1	27-13	179.6	16-8	51	25-13	21	<u>20-12</u>	79	4-2	18.3	<u>18-9</u>	11.2	1-1
1989	298	20-9	300.8	23-12	115.8	17-8	185.0	24-12	28	4-3	17	<u>9-5</u>	89	9-6	19.4	13-5	12.4	2-1
1988	354	9-4	304.4	21-10	140.6	4-2	163.8	24-12	34	<u>13-9</u>	22	<u>21-11</u>	89	9-5	19.9	15-10	9.8	5-3
1987	300	18-9	333.0	13-7	142.9	6-4	190.1	19-10	24	2-2	16	<u>6-3</u>	90	7-4	20.3	<u>8-3</u>	5.5	14-14
1986	229	27-14	293.8	22-13	93.2	26-12	200.6	16-11	53	22-13	24	<u>20-11</u>	99	<u>13-5</u>	19.5	<u>17-9</u>	7.1	23-14
1985	320	17-10	312.9	19-10	152.4	5-1	160.4	26-14	35	3-3	20	8-4	87	6-4	20.9	14-7	10.7	5-3
1984	239	28-14	258.3	28-14	126.6	12-6	131.7	28-14	58	22-12	22	<u>15-7</u>	95	10-5	19.3	17-7	7.3	<u>19-12</u>
1983	264	26-14	313.6	21-10	168.4	2-1	145.2	28-14	47	<u>17-9</u>	22	<u>12-6</u>	120	26-12	19.3	15-9	6.7	25-12
1982	113	28-14	275.9	27-13	116.0	14-8	159.9	24-12	20	9-6	10	8-5	52	<u>10-3</u>	17.9	26-14	5.6	25-12
1981	259	26-14	306.8	21-13	115.6	23-12	191.1	17-10	37	<u>14-7</u>	23	<u>16-10</u>	106	<u>14-8</u>	19.7	17-10	4.7	28-14
1980	355	9-5	325.4	13-6	129.9	11-5	195.5	13-5	36	<u>14-7</u>	24	<u>13-5</u>	104	<u>18-9</u>	20.6	9-5	7.2	21-11
1979	271	22-12	302.9	20-10	104.6	26-12	198.3	10-8	52	25-13	19	<u>9-5</u>	137	28-14	20.0	15-7	8.0	15-10
1978	239	27-14	256.7	<u>24-14</u>	127.8	23-14	129.1	24-13	49	26-14	30	<u>23-11</u>	90	2-2	22.3	10-8	6.3	25-13
1977	295	6-4	327.7	6-3	151.6	9-6	176.1	3-2	26	<u>9-7</u>	12	<u>3-1</u>	77	5-4	19.0	23-12	7.7	19-12
1976	417	1-1	374.0	1-1	164.5	7-4	209.5	1-1	30	9-5	10	1-1	92	15-6	20.6	21-14	7.9	17-10
1975	395	2-2	321.3	12-7	158.4	8-5	162.9	13-7	38	<u>16-8</u>	8	1-1	80	8-2	22.9	9-7	10.5	6-6
1974	190	23-13	274.5	15-9	129.9	16-10	144.6	18-9	49	25-13	24	<u>20-10</u>	66	6-1	22.6	9-5	6.0	25-13
1973	226	<u>20-11</u>	250.4	20-10	145.1	11-6	105.4	22-11	32	<u>13-6</u>	25	<u>21-10</u>	57	5-3	22.4	14-8	5.4	24-13
1972	235	20-11	299.1	14-8	135.3	17-9	163.8	11-6	25	11-6	12	<u>3-2</u>	58	5-2	28.1	2-1	8.1	9-6
1971	313	5-3	290.8	12-7	155.5	5-2	137.3	21-11	27	13-7	21	<u>13-6</u>	57	1-1	21.2	22-10	8.2	5-3
1970	321	6-1	295.3	8-3	95.4	23-12	199.9	3-2	33	<u>12-5</u>	22	<u>15-6</u>	71	5-2	25.8	3-1	9.8	5-3
1969	279	<u>8</u>	319.8	4	106.4	14	213.4	2	19	2	27	14	62	2	25.3	1	5.2	12
1968	402	2	334.4	4	129.2	8	205.1	3	29	7	22	11	75	12	26.4	1	8.3	<u>4</u>
1967	394	2	357.7	1	117.5	11	240.2	2	25	4	17	2	52	2	23.5	7	7.7	5
1966	314	8	320.4	5	111.1	10	209.3	4	30	<u>4</u>	27	12	64	4	21.5	<u>9</u>	7.9	2
1965	389	3	328.4	5	113.8	9	214.6	3	43	<u>10</u>	17	6	69	8	23.9	6	9.4	5
1964	428	1	341.4	1	143.4	5	198.0	2	39	7	9	2	74	8	23.7	6	9.4	6
1963	316	7	352.7	2	117.3	9	235.4	1	44	12	12	1	77	13	21.4	11	9.2	<u>5</u>
1962	293	8	333.3	5	114.4	11	218.9	5	25	9	63	<u>10</u>	23.0	8	23.0	8	8.0	6
1961	302	7	351.6	2	114.3	3	200.2	3	29	13	69	<u>11</u>	22.3	8	8.2	10	6	6
1960	288	<u>4</u>	353.8	1	107.4	11	246.3	1	24	10	51	4	21.9	<u>7</u>	5.5	10	5	10
1959	374	1	371.5	1	142.1	7	229.4	1	14	3	56	8	20.8	<u>6</u>	6.1	8	6	8
1958	381	1	378.3	1	177.3	2	201.0	6	11	1	55	5	25.4	2	6.1	5	5	5
1957	303	2	343.6	2	144.6	5	199.0	1	19	6	67	11	22.6	7	4.0	10	4	10
1956	270	4	343.8	4	183.7	2	160.1	6	18	<u>3</u>	53	5	19.3	12	7.1	5	5	5
1955	214	11	288.3	9	152.8	6	135.9	10	22	6	59	5	23.5	6	3.7	9	9	9
1954	131	12	244.5	12	106.3	10	139.1	10	22	<u>4</u>	71	<u>5</u>	18.7	12	5.1	8	8	8
1953	182	11	226.3	12	121.6	9	104.8	12	27	5	69	7	23.7	4	6.3	6	6	6

COLTS YEAR-BY-YEAR DEFENSIVE RANKINGS

Total NFL-AFC Rank (since 1970), tied rank underlined>

Year	Scoring	Net Defense	Rushing Avg.	Net Passing	Sacks	Ints.	Penalties	KOR Avg.	PR Avg.
2014	369 19-11	342.7 11-7	113.4 18-8	229.3 12-7	41 <u>9-7</u>	12 <u>21-8</u>	101 22-10	22.6 10-6	5.9 3-1
2013	336 9-4	357.1 20-10	125.1 26-13	231.9 13-8	42 <u>11-5</u>	15 <u>17-8</u>	112 2-2	25.2 27-14	13.7 31-16
2012	387 21-11	374.3 26-14	137.5 29-14	236.8 21-11	32 <u>23-12</u>	12 <u>20-9</u>	128 1-1	24.7 22-10	11.7 26-12
2011	430 28-14	370.9 25-13	143.9 29-15	227.0 15-11	29 <u>27-13</u>	8 <u>31-16</u>	84 32-32	30.7 32-16	11.5 19-10
2010	388 23-11	341.6 20-9	127.0 25-12	214.6 13-7	30 <u>23-9</u>	10 <u>30-15</u>	95 <u>17-8</u>	25.8 31-15	10.7 23-13
2009	307 8-5	339.2 18-9	126.5 24-11	212.7 14-9	34 <u>16-7</u>	16 15-8	92 <u>18-8</u>	25.3 31-15	8.4 16-9
2008	298 7-4	310.9 11-5	122.9 24-12	188.1 6-3	30 <u>16-8</u>	15 <u>11-7</u>	68 32-16	24.3 24-12	9.2 15-8
2007	262 1-1	279.7 3-2	106.9 15-6	172.8 2-1	28 <u>26-12</u>	22 2-2	85 22-8	25.0 29-15	13.9 32-16
2006	360 23-14	332.3 21-12	173.0 32-16	159.3 2-1	25 <u>30-16</u>	15 <u>20-12</u>	86 26-11	26.0 30-14	13.1 31-16
2005	247 2-1	307.1 11-4	110.1 16-8	196.9 15-5	46 <u>5-4</u>	18 9-5	119 14-6	22.2 21-9	10.9 30-15
2004	351 19-10	370.6 29-14	127.3 24-13	243.3 29-13	45 <u>3-1</u>	19 <u>9-7</u>	116 14-7	21.3 11-5	13.6 32-16
2003	336 20-12	299.3 11-8	123.8 <u>20-9</u>	175.6 5-3	31 23-11	15 <u>14-6</u>	123 27-14	21.5 <u>20-11</u>	10.0 20-10
2002	313 7-3	306.8 8-4	124.5 20-9	182.3 2-1	36 <u>16-7</u>	10 <u>25-12</u>	102 <u>16-7</u>	20.5 <u>6-5</u>	5.8 5-2
2001	486 31-16	357.2 29-16	132.2 25-12	225.0 27-15	40 16-9	15 <u>20-10</u>	96 <u>17-10</u>	23.1 26-13	13.9 30-15
2000	326 15-7	334.8 21-12	120.9 25-14	213.9 18-9	42 <u>12-6</u>	14 23-12	103 <u>15-7</u>	23.8 25-13	12.8 27-13
1999	333 17-13	326.3 15-11	107.2 18-11	219.1 <u>18-12</u>	41 <u>12-7</u>	10 29-15	130 30-16	22.0 19-10	16.2 31-16
1998	444 29-14	364.8 29-15	160.6 29-14	204.1 16-8	38 <u>18-10</u>	8 30-15	108 12-6	26.0 26-13	10.7 21-9
1997	401 26-12	303.4 10-5	127.1 26-13	176.3 4-1	37 <u>21-9</u>	12 <u>25-13</u>	102 17-9	24.1 29-14	11.4 22-10
1996	334 18-9	337.7 22-10	110.0 18-11	227.7 24-10	29 28-14	13 <u>23-12</u>	121 3-2	24.9 27-13	10.9 <u>19-10</u>
1995	316 5-2	314.2 7-5	91.1 6-3	223.1 24-12	29 <u>24-11</u>	13 <u>25-11</u>	111 10-6	22.7 <u>22-10</u>	11.8 26-13
1994	320 <u>14-6</u>	332.8 20-10	120.9 12-6	229.9 24-12	29 <u>17-9</u>	18 10-4	110 19-9	20.2 <u>9-6</u>	9.2 <u>16-8</u>
1993	378 27-14	352.4 28-14	157.6 28-14	194.8 12-4	21 28-14	10 <u>25-14</u>	87 <u>21-12</u>	14.9 1-1	8.6 11-5
1992	302 16-9	317.1 21-12	135.9 26-14	181.3 11-7	39 <u>16-10</u>	10 <u>16-6</u>	101 7-5	17.5 5-4	7.0 4-1
1991	381 26-13	320.4 20-18	145.4 28-14	175.0 4-2	29 <u>21-11</u>	15 <u>18-10</u>	88 22-11	21.4 8-5	11.0 25-12
1990	353 20-11	350.9 26-13	138.3 24-13	212.6 23-12	29 26-13	9 27-14	104 <u>9-7</u>	19.6 18-10	8.0 12-6
1989	301 <u>11-7</u>	350.7 22-11	129.8 22-10	220.9 15-12	46 6-3	21 <u>9-4</u>	103 16-8	19.2 12-6	10.9 25-13
1988	315 11-4	331.0 17-7	105.9 8-2	225.1 25-13	30 <u>20-9</u>	15 <u>23-13</u>	118 1-1	22.1 26-12	11.3 27-14
1987	238 1-1	303.3 6-3	119.3 15-6	184.0 3-2	39 <u>14-5</u>	20 <u>12-6</u>	85 25-13	17.8 3-3	9.6 18-9
1986	400 25-13	356.3 25-12	122.6 17-9	233.7 26-12	24 27-14	16 <u>22-10</u>	100 17-10	19.2 11-8	10.3 23-12
1985	386 21-11	349.9 19-9	134.1 18-10	215.9 19-10	36 <u>23-12</u>	16 25-13	90 20-9	20.2 12-8	13.3 27-13
1984	414 25-12	348.6 22-9	125.4 17-10	223.1 22-11	42 <u>19-9</u>	18 <u>18-10</u>	98 15-9	20.2 15-6	9.7 20-9
1983	354 19-10	352.3 23-11	132.4 17-7	220.1 21-11	41 <u>16-6</u>	20 <u>20-9</u>	79 28-14	18.7 9-5	11.7 28-14
1982	236 26-13	366.2 26-13	163.7 28-14	202.6 15-8	11 28-14	5 27-13	59 9-5	21.5 21-12	8.7 18-10
1981	533 28-14	424.6 28-14	166.6 26-12	258.0 27-13	13 28-14	16 <u>24-11</u>	101 19-10	20.1 11-5	9.1 19-11
1980	387 23-12	346.6 22-13	138.1 22-14	208.5 22-12	30 <u>20-10</u>	17 <u>12-6</u>	98 <u>16-8</u>	19.7 9-5	7.3 11-5
1979	351 19-10	317.1 15-9	144.1 19-10	173.0 15-7	39 13-5	23 <u>10-6</u>	112 7-5	18.7 5-2	6.9 11-6
1978	421 28-14	369.4 28-14	188.1 27-13	181.3 25-11	30 <u>20-8</u>	17 <u>24-12</u>	114 <u>8-4</u>	24.4 28-14	8.7 15-5
1977	221 11-5	284.9 17-8	128.4 9-6	156.4 21-8	47 3-2	30 2-2	78 <u>25-12</u>	25.2 27-14	10.9 22-10
1976	246 13-6	299.1 15-7	131.7 7-4	167.4 22-10	56 2-1	15 <u>18-10</u>	89 17-8	22.3 19-8	7.0 6-3
1975	269 10-6	298.1 12-7	130.1 7-4	168.0 13-7	59 1-1	29 2-2	79 20-12	23.6 20-9	10.1 18-8
1974	329 25-12	294.7 14-6	140.1 17-7	154.6 15-7	21 25-12	10 25-12	75 17-10	20.1 5-2	9.0 11-7
1973	341 21-11	320.6 21-11	149.2 14-8	171.4 23-12	25 <u>23-13</u>	15 <u>18-9</u>	69 <u>13-8</u>	22.6 12-5	10.0 21-12
1972	252 <u>11-6</u>	308.0 20-10	142.1 15-8	165.9 20-11	25 16-10	23 <u>7-6</u>	84 4-3	21.8 5-2	7.0 <u>12-4</u>
1971	140 2-1	203.7 1-1	79.5 1-1	124.2 2-1	33 <u>8-4</u>	28 2-1	67 19-11	21.7 6-4	6.7 13-4
1970	234 7-2	274.6 9-5	102.8 6-3	171.9 21-10	41 5-2	25 4-2	101 1-1	21.3 10-4	9.4 24-12
1969	268 <u>6</u>	332.1 13	100.0 4	232.1 15	33 <u>7</u>	15 <u>13</u>	74 7	20.6 6	5.2 9
1968	144 1	241.2 2	95.6 3	145.5 4	45 3	29 2	72 9	19.6 5	3.3 1
1967	198 2	274.5 5	100.8 4	173.7 7	36 <u>8</u>	32 1	82 7	22.8 9	6.9 9
1966	226 3	292.2 7	123.8 9	168.4 4	47 <u>3</u>	22 7	69 7	21.0 3	4.3 3
1965	284 4	288.9 5	105.9 4	183.0 7	39 5	22 6	80 2	21.4 3	7.6 8
1964	225 1	280.7 3	128.4 8	152.3 2	57 1	23 3	59 13	21.3 2	7.0 3
1963	285 7	287.9 6	128.1 9	160.1 6	45 <u>2</u>	15 <u>11</u>	58 10	23.0 6	6.3 3
1962	288 6	294.5 5	107.4 3	187.1 6		23 <u>9</u>	71 2	27.6 14	7.9 7
1961	307 10	270.1 1	133.5 10	136.6 1		16 14	66 4	27.2 14	13.8 14
1960	234 6	276.4 4	132.6 8	143.8 2		30 2	59 <u>8</u>	28.5 13	3.2 1
1959	251 7	324.9 8	129.7 4	195.2 10		40 1	65 1	20.7 4	3.6 3
1958	203 2	273.7 2	107.6 1	166.1 5		35 1	60 7	28.9 12	4.4 5
1957	235 8	283.8 6	97.8 1	186.0 11		28 2	60 7	22.9 7	3.2 3
1956	322 11	348.0 11	159.7 7	188.3 12		13 12	62 3	23.6 8	3.9 2
1955	239 6	343.5 11	169.6 9	173.9 9		19 7	69 2	20.1 1-2	1.9 1
1954	279 <u>8</u>	327.5 5	135.8 8	191.7 7		20 9	92 2	20.2 3	3.3 3
1953	350 12	373.8 12	192.9 12	180.9 8		29 3	87 1	18.1 2	7.7 10

ADMINISTRATION
COACHING STAFF
FOOTBALL OPERATIONS
BUSINESS OPERATIONS
PLAYERS
2014 SEASON IN REVIEW
COLTS HISTORY
RECORDS
COLTS IN THE COMMUNITY



STATISTICS

1953

RECORD: 3-9 COACH: KEITH MOLESWORTH

FIFTH – WESTERN CONFERENCE

HOME: 2-4 CONF: 2-8
AWAY: 1-5 NCONF: 1-1

DATE	RESULTS	OPPONENT	ATTENDANCE
9/27	W 13-9	CHICAGO	23,715
10/3	L 17-27	DETROIT	25,159
10/11	W 16-14	@ Chicago	35,316
10/18	L 14-37	@ Green Bay	18,713
10/25	W 27-17	WASHINGTON	34,031
10/31	L 24-35	GREEN BAY	33,797
11/7	L 7-17	@ Detroit	46,508
11/15	L 14-45	@ Philadelphia	27,813
11/22	L 13-21	LOS ANGELES RAMS	27,268
11/29	L 21-38	SAN FRANCISCO	26,005
12/5	L 2-45	@ Los Angeles Rams	26,696
12/13	L 14-45	@ San Francisco	23,432

TEAM STATISTICS		COLTS	OPP
TOTAL FIRST DOWNS		157	232
Rushing		75	121
Passing		66	95
Penalty		16	16
TOTAL NET YARDS		2716	4486
Avg. Per Game		226.3	373.8
NET YARDS RUSHING		1459	2315
Avg. Per Game		121.6	192.9
Total Rushes		376	445
NET YARDS PASSING		1257	2171
Avg. Per Game		104.8	180.9
Tackled/Yards Lost		-368	-240
Gross Yards		1625	2411
Att./Completions		319/126	321/165
Completion Pct.		39.5	51.4
Had Intercepted		27	29
PUNTS/AVERAGE		83/38.4	55/40.3
PENALTIES/YARDS		69/623	87/757
FUMBLES/BALL LOST		34/21	42/27
TOUCHDOWNS		23	46
Rushing		7	21
Passing		13	21
Defense/Kicking		1/2	3/1

SCORE BY PERIODS	1	2	3	4	TOTAL
COLTS	38	44	39	61	182
OPPONENTS	77	105	83	85	350

SCORING	TDR	TDP	TDRT	PAT	FG	S	TP
Rechichar	2	1		5-13	33		33
Huzvar	4	1			30		30
McPhail				21-23	2-5		27
Taliaferro	2	2			24		24
Young	3	1			24		24
Edwards	3				18		18
Taseff	1		1		12		12
Embree	1				6		6
Kalmanir	1				6		6
Donovan					1	2	2
COLTS	7	13	3	21-23	7-18	1	182
OPPONENTS	21	4	45-46	9-16	1	350	

RUSHING	NO.	YDS.	AVG.	LG	TD
Huzvar	119	515	4.3	36T	4
Taliaferro	102	479	4.7	50	2
McPhail	53	138	2.6	30	0
Young	40	135	3.4	24	0
Enke	28	91	3.3	25	0
Kalmanir	16	53	3.3	32	0
Mioduszewski	3	33	11.0	25	0
DelBello	14	14	1.0	9	0
Taseff	1	1	1.0	1t	1
COLTS	376	1459	3.9	50	7
OPPONENTS	445	2315	5.2	66	21

RECEIVING	NO.	YDS.	AVG.	LG	TD
Edwards	35	312	8.9	32t	3
Embree	23	272	11.8	24	1
Taliaferro	20	346	17.3	54	2
Young	12	201	16.8	49t	3
Brethauer	10	133	13.3	25	0
McPhail	10	38	3.8	45	0
Huzvar	6	55	9.2	30t	1
Rechichar	3	151	50.3	66t	2
Keane	3	61	20.3	37	0
Kalmanir	3	31	10.3	22t	1
Shula	1	6	6.0	6	0
Marchetti	0	19	0.0	19	0
COLTS	126	1625	12.9	66t	13
OPPONENTS	165	2411	14.6	59	21

INTERCEPTIONS	NO.	YDS.	AVG.	LG	TD
Keane	11	118	10.7	35	0
Rechichar	7	64	9.1	36t	1
Shula	3	46	15.3	35	0
Taseff	3	36	12.0	29	0
Pellington	2	22	11.0	22	0
Brethauer	1	17	17.0	17	0
Agase	1	5	5.0	5	0
Mioduszewski	1	0	0.0	0	0
COLTS	29	308	10.6	36t	1
OPPONENTS	27	469	17.4	54t	3

PUNTING	NO.	YDS.	AVG.	LG	BLK.
Taliaferro	65	2438	37.5	61	0
Keane	18	752	41.8	56	0
COLTS	83	3190	38.4	61	0
OPPONENTS	55	2217	40.3	65	0

PUNT RETURNS	NO.	YDS.	AVG.	LG	TD
Taliaferro	10	31	3.1	7	0
Young	6	9	1.5	9	0
Coutre	4	38	9.5	25	0
Mioduszewski	4	13	3.3	5	0
Kalmanir	2	19	9.5	14	0
Taseff	1	71	71.0	71t	1
Keane	1	3	3.0	3	0
Rechichar	1	0	0.0	0	0
COLTS	29	184	6.3	71t	1
OPPONENTS	40	307	7.7	74	1

KICKOFF RETURNS	NO.	YDS.	AVG.	LG	TD
Taliaferro	16	331	20.7	39	0
Young	11	378	34.4	104t	1
Coutre	9	266	29.6	78	0
Taseff	4	87	21.8	35	0
Kalmanir	3	51	17.0	25	0
Jackson	3	37	12.3	19	0
Poole	2	24	12.0	21	0
Campanella	2	13	6.5	13	0
Rechichar	1	28	28.0	28	0
Mioduszewski	1	25	25.0	25	0
Finnin	1	18	18.0	18	0
COLTS	53	1258	23.7	104t	1
OPPONENTS	40	724	18.1	28t	0

USUAL STARTERS PRO BOWLERS IN BOLDFACE

OFFENSE	DEFENSE
WR Mel Embree	LDE Barney Poole
LT Ernie Blandin	LDT Art Donovan
LG Dick Barwegan	RDT Tom Finnin
C Brad Ecklund	RDE Gino Marchetti
RG Bill Lange	LLB Bill Pellington
RT Jack Little	MLB Sisto Averno
SE Dan Edwards	RLB Alex Agase
RB John Huzvar	LCB Bert Rechichar
QB Fred Enke	RDB Don Shula
RB Buddy Young	LS Carl Taseff
RB George Taliaferro	RS Tom Keane

PASSING	ATT.	COMP.	YDS.	PCT.	AVG./ATT.	TD	TD%	INT.	INT%	LG	RATING
Enke	169	71	1054	42.0	6.24	8	4.7	15	8.9	55	41.9
DelBello	61	27	229	44.3	3.75	1	1.6	5	8.2	66	25.9
Taliaferro	55	15	211	27.3	3.84	2	3.6	5	9.1	45	17.3
Mioduszewski	30	11	113	36.7	3.77	2	6.7	2	6.7	17	42.8
Flowers	4	2	18	50.0	4.50	0	0.0	0	0.0	12	62.5
COLTS	319	126	1625	39.5	5.09	13	4.1	27	8.5	66	34.5
OPPONENTS	321	165	2411	51.4	7.51	21	6.5	29	9.0	59	60.4

1954

RECORD: 3-9 COACH: WEEB EWBANK

SIXTH – WESTERN CONFERENCE

HOME: 2-4 CONF: 2-8
AWAY: 1-5 NCONF: 1-1

DATE	RESULTS	OPPONENT	ATTENDANCE
9/26	L 0-48	LOS ANGELES RAMS	36,215
10/2	W 20-14	NEW YORK GIANTS	27,088
10/10	L 9-28	@ Chicago	27,845
10/16	L 0-35	@ Detroit	48,272
10/24	L 6-7	GREEN BAY	28,680
10/31	L 21-24	@ Washington	23,566
11/6	L 3-27	DETROIT	25,287
11/13	L 13-24	Green Bay @ Milw.	19,786
11/21	L 13-28	CHICAGO	23,093
11/28	W 17-13	SAN FRANCISCO	23,875
12/4	W 22-21	@ Los Angeles Rams	30,744
12/11	L 7-10	@ San Francisco	26,856

TEAM STATISTICS	COLTS	OPP
TOTAL FIRST DOWNS	169	234
Rushing	66	95
Passing	90	120
Penalty	13	19
TOTAL NET YARDS	2934	3930
Avg. Per Game	244.5	327.5
NET YARDS RUSHING	1275	1630
Avg. Per Game	106.3	135.8
Total Rushes	364	425
NET YARDS PASSING	1659	2300
Avg. Per Game	139.1	191.7
Tackled/Yards Lost	-336	-203
Gross Yards	1995	2503
Att./Completions	313/163	330/178
Completion Pct.	52.1	53.9
Had Intercepted	22	20
PUNTS/AVERAGE	72/37.2	57/39.8
PENALTIES/YARDS	11/662	92/834
FUMBLES/BALL LOST	20/12	28/10
TOUCHDOWNS	14	36
Rushing	4	21
Passing	9	12
Defense/Kicking	1/0	2/1

SCORE BY PERIODS	1	2	3	4	TOTAL
COLTS	33	55	26	17	131
OPPONENTS	62	65	73	79	279

SCORING	TDR	TDP	TDRT	PAT	FG	S	TP
Kerkorian	1		11-12	5-10			32
Young	2	3					30
Rechichar			1-1	6-13			19
Womble	3						18
Edwards	1						6
Robinson			1				6
Taliaferro	1						6
Taseff	1						6
Toth	1						6
Finnin						1	2
COLTS	4	9	1	12-13	11-23	1	131
OPPONENTS	21	12	3	36-36	9-19	0	279

RUSHING	NO.	YDS.	AVG.	LG	TD
Young	70	311	4.4	57	2
Toth	86	303	3.5	15	1
Taseff	41	228	5.0	32	0
Womble	60	174	2.9	24	0
Taliaferro	48	157	3.3	29	0
Kerkorian	22	36	1.6	11	1
Davidson	11	31	2.8	15	0
Huzvar	19	29	1.5	6	0
Shula	2	3	1.5	3	0
Enke	5	3	0.6	5	0
COLTS	364	1275	3.5	57	4
OPPONENTS	425	1630	3.8	38	21

RECEIVING	NO.	YDS.	AVG.	LG	TD
Edwards	40	531	13.3	42	1
Colteryahn	30	384	12.8	21	0
Womble	30	338	11.3	78	3
Taseff	16	159	9.9	30	1
Young	15	272	18.1	78	3
Taliaferro	14	122	8.7	29	1
Toth	11	51	4.6	13	0
Bighead	6	89	14.8	25	0
Mutscheller	1	49	49.0	49	0
COLTS	163	1995	12.2	78	9
OPPONENTS	178	2503	14.1	80	12

INTERCEPTIONS	NO.	YDS.	AVG.	LG	TD
Shula	5	84	16.8	25	0
Keane	5	22	4.4	9	0
Eggers	3	18	6.0	10	0
Rechichar	2	27	13.5	21	0
Taseff	2	15	7.5	15	0
Leberman	2	0	0.0	0	0
Campanella	1	0	0.0	0	0
COLTS	20	166	8.3	25	0
OPPONENTS	22	232	10.5	50	1

PUNTING	NO.	YDS.	AVG.	LG	BLK.
Davidson	72	2680	37.2	55	1
COLTS	72	2680	37.2	55	1
OPPONENTS	57	2266	39.8	63	0

PUNT RETURNS	NO.	YDS.	AVG.	LG	TD
Young	14	60	4.3	16	0
Taseff	8	52	6.5	13	0
Rechichar	6	22	3.7	9	0
Taliaferro	5	34	6.8	18	0
COLTS	33	168	5.1	18	0
OPPONENTS	45	150	3.3	39	0

KICKOFF RETURNS	NO.	YDS.	AVG.	LG	TD
Young	13	308	23.7	30	0
Womble	9	170	18.9	27	0
Taseff	7	167	23.9	35	0
Taliaferro	7	134	19.1	24	0
Rechichar	3	26	8.7	12	0
Pellington	2	26	13.0	14	0
Robinson	1	19	19.0	19	0
Langas	1	18	18.0	18	0
Joyce	1	13	13.0	13	0
Toth	1	13	13.0	13	0
McMillan	1	5	5.0	5	0
Huzvar	1	0	0.0	0	0
Radosevich	1	0	0.0	0	0
COLTS	48	899	18.7	35	0
OPPONENTS	29	587	20.2	40	0

USUAL STARTERS			
PRO BOWLERS IN BOLDFACE		OFFENSE	DEFENSE
WR	Lloyd Colteryahn	LDE	Gino Marchetti
LT	Ken Jackson	LDT	Art Donovan
LG	Art Spinney	RDT	Tom Finnin
C	Buzz Nutter	RDE	Don Joyce
RG	Alex Sandusky	LLB	Bill Pellington
RT	Jack Little	MLB	Joe Campanella
SE	Dan Edwards	RLB	Doug Eggers
RB	Zollie Toth	LCB	Carl Taseff
QB	Gary Kerkorian	RCB	Don Shula
RB	Buddy Young	LS	Tom Keane
RB	Royce Womble	RS	Bert Rechichar

PASSING	ATT.	COMP.	YDS.	PCT.	AVG./ATT.	TD	TD%	INT.	INT%	LG	RATING
Kerkorian	217	117	1515	53.9	6.98	9	4.2	12	5.5	78t	66.9
Davidson	64	28	309	43.8	4.83	0	0.0	5	7.8	29t	26.1
Enke	28	17	171	60.7	6.11	0	0.0	3	10.7	42t	38.5
Taliaferro	2	0	0	0.0	0.00	0	0.0	1	50.0	0t	0.0
Keane	1	1	0	100.0	0.00	0	0.0	0	0.0	0t	79.2
Toth	1	0	0	0.0	0.00	0	0.0	1	100.0	0t	0.0
COLTS	313	163	1995	52.1	5.09	9	2.9	22	7.0	78t	52.3
OPPONENTS	330	178	2503	53.9	7.58	12	3.6	20	6.1	80t	65.5

ADMINISTRATION
 COACHING STAFF
 FOOTBALL OPERATIONS
 BUSINESS OPERATIONS
 PLAYERS
 2014 SEASON IN REVIEW
 COLTS HISTORY
 RECORDS
 COLTS IN THE COMMUNITY



1955

RECORD: 5-6-1 COACH: WEEB EWBANK

FOURTH – WESTERN CONFERENCE

HOME: 4-1-1 CONF: 5-4-1
AWAY: 1-5 NCONF: 0-2

DATE	RESULTS	OPPONENT	ATTENDANCE
9/25	W 23-17	CHICAGO	36,167
10/1	W 28-13	DETROIT	40,030
10/8	W 24-20	Green Bay @ Milw.	40,199
10/16	L 10-38	@ Chicago	40,184
10/23	L 13-14	WASHINGTON	51,587
10/29	W 14-10	GREEN BAY	34,411
11/5	L 14-24	@ Detroit	53,874
11/13	L 7-17	@ New York Giants	33,982
11/20	T 17-17	LOS ANGELES RAMS	41,146
11/27	W 26-14	SAN FRANCISCO	33,485
12/4	L 14-20	@ Los Angeles Rams	37,024
12/11	L 24-35	@ San Francisco	35,371

TEAM STATISTICS	COLTS	OPP
TOTAL FIRST DOWNS	206	234
Rushing	93	120
Passing	92	98
Penalty	21	16
TOTAL NET YARDS	3464	4122
Avg. Per Game	288.3	343.5
NET YARDS RUSHING	1833	2035
Avg. Per Game	152.8	169.6
Total Rushes	456	448
NET YARDS PASSING	1631	2087
Avg. Per Game	135.9	173.9
Tackled/Yards Lost	-164	-201
Gross Yards	1795	2288
Att./Completions	266/134	320/158
Completion Pct.	50.4	49.4
Had Intercepted	22	19
PUNTS/AVERAGE	55/39.3	56/39.9
PENALTIES/YARDS	59/565	69/681
FUMBLE/BALL LOST	18/8	24/14
TOUCHDOWNS	26	30
Rushing	15	18
Passing	11	12
Defense/Kicking	0/0	0/0

SCORE BY PERIODS	1	2	3	4	TOTAL
COLTS	54	44	57	59	214
OPPONENTS	36	72	69	62	239

SCORING	TDR	TDP	TDRT	PAT	FG	S	TP
Rechichar			25-26	10-24			55
Ameche	9						54
Mutscheller		7					42
Colteryahn		3					18
Shaw		3					18
Young, B.	1	1					12
Kerkorian				1-2			9
Dupre		1					6
COLTS	15	11	0	25-26	11-26	0	214
OPPONENTS	18	12	0	29-30	10-14	0	239

RUSHING	NO.	YDS.	AVG.	LG	TD
Ameche	213	961	4.5	79t	9
Dupre	88	338	3.8	60	1
Shaw	68	301	4.4	37	3
Young, B.	32	87	2.7	25	1
Young, D.	17	39	2.3	10	0
Shields	10	34	3.4	14	0
Hugasian	12	34	2.8	15	0
Kerkorian	6	20	3.7	12	1
Renfro	4	13	3.3	5	0
Bryan	2	4	2.0	8	0
Womble	4	2	0.5	4	0
COLTS	456	1833	4.0	79t	15
OPPONENTS	448	2035	4.5	81t	18

RECEIVING	NO.	YDS.	AVG.	LG	TD
Mutscheller	33	518	15.7	48	7
Ameche	27	141	5.2	18	0
Colteryahn	21	251	12.0	22	3
Young, B.	19	426	22.4	82t	1
Berry	13	205	15.8	45	0
Dupre	10	153	15.3	30	0
Hugasian	3	32	10.7	13	0
Shields	3	27	9.0	19	0
Young, D.	2	15	7.5	11	0
Womble	1	14	14.0	14	0
Pellington	1	10	10.0	10	0
Taseff	1	3	3.0	3	0
COLTS	134	1795	13.4	82t	11
OPPONENTS	158	2288	14.5	60	12

INTERCEPTIONS	NO.	YDS.	AVG.	LG	TD
Rechichar	6	109	18.2	40	0
Shula	5	64	12.8	31	0
Campanella	2	35	17.5	23	0
Pellington	2	17	8.5	12	0
Thomas	1	23	23.0	23	0
Patera	1	8	8.0	8	0
Bryan	1	4	4.0	4	0
Taseff	1	0	0.0	0	0
COLTS	19	260	13.7	40	0
OPPONENTS	22	269	12.2	39	0

PUNTING	NO.	YDS.	AVG.	LG	BLK.
Brethauer	55	2161	39.3	56	0
COLTS	55	2161	39.3	56	0
OPPONENTS	56	2234	39.9	63	0

PUNT RETURNS	NO.	YDS.	AVG.	LG	TD
Rechichar	30	121	4.0	24	0
Taseff	14	46	3.3	20	0
Pellington	1	6	6.0	6	0
Young, D.	1	3	3.0	3	0
Patera	1	2	2.0	2	0
Young, B.	1	0	0.0	0	0
COLTS	48	178	3.7	24	0
OPPONENTS	37	71	1.9	11	0

KICKOFF RETURNS	NO.	YDS.	AVG.	LG	TD
Rechichar	9	235	26.1	59	0
Young, B.	9	222	24.7	43	0
Taseff	7	162	23.1	38	0
White	4	142	35.5	54	0
Ameche	4	60	15.0	19	0
Young, D.	2	37	18.5	22	0
Pellington	2	36	18.0	19	0
Berry	2	27	13.5	16	0
Renfro	1	20	20.0	20	0
COLTS	40	941	23.5	59	0
OPPONENTS	36	724	20.1	57	0

USUAL STARTERS
PRO BOWLERS IN BOLDFACE

OFFENSE	DEFENSE
WR Lloyd Colteryahn	LDE Gino Marchetti
LT George Radoszewich	LDT Art Donovan
LG Art Spinney	RDE Tom Finnin
C Dick Szymanski	RDT Don Joyce
RG Alex Sandusky	LLB Bill Pellington
RT George Preas	MLB Joe Campanella
TE Jim Mutscheller	RLB Doug Eggers
QB Buddy Young	LCB Bert Rechichar
QB George Shaw	RCB Don Shula
RB Alan Ameche	LS Carl Taseff
RB L. G. Dupre	RS Jesse Thomas

PASSING	ATT.	COMP.	YDS.	PCT.	AVG./ATT.	TD	TD%	INT.	INT%	LG	RATING
Shaw	237	119	1586	50.2	6.69	10	4.2	19	8.0	82t	52.5
Kerkorian	29	15	209	51.7	7.21	1	3.5	3	10.3	48t	47.1
COLTS	266	134	1795	50.4	6.75	11	4.1	22	8.3	82t	51.5
OPPONENTS	320	158	2288	49.4	7.15	12	3.8	19	5.9	60t	60.8

1956

RECORD: 5-7 COACH: WEEB EWBANK

FOURTH – WESTERN CONFERENCE

HOME: 4-2 CONF: 3-7
AWAY: 1-5 NCONF: 2-0

DATE	RESULTS	OPPONENT	ATTENDANCE
9/30	W 28-21	CHICAGO	45,221
10/6	L 14-31	DETROIT	42,622
10/14	L 33-38	Green Bay @ Milw.	24,214
10/21	L 27-58	@ Chicago	48,364
10/28	W 28-21	GREEN BAY	40,086
11/11	W 21-7	@ Cleveland	42,404
11/18	L 3-27	@ Detroit	55,788
11/25	W 56-21	LOS ANGELES RAMS	40,321
12/2	L 17-20	SAN FRANCISCO	37,227
12/9	L 7-31	@ Los Angeles Rams	51,037
12/16	L 17-30	@ San Francisco	43,791
12/23	W 19-17	WASHINGTON	32,944

TEAM STATISTICS	COLTS	OPP
TOTAL FIRST DOWNS	216	238
Rushing	106	109
Passing	99	115
Penalty	11	14
TOTAL NET YARDS	4125	4176
Avg. Per Game	343.8	348.0
NET YARDS RUSHING	2204	1916
Avg. Per Game	183.7	159.7
Total Rushes	432	447
NET YARDS PASSING	1921	2260
Avg. Per Game	160.1	188.3
Tackled/Yards Lost	-289	-203
Gross Yards	2210	2463
Att./Completions	279/158	297/165
Completion Pct.	56.6	55.6
Had Intercepted	18	13
PUNTS/AVERAGE	58/38.4	56/44.4
PENALTIES/YARDS	53/507	62/486
FUMBLES/BALL LOST	18/14	23/15
TOUCHDOWNS	38	43
Rushing	21	16
Passing	14	22
Defense/Kicking	1/2	3/2

SCORE BY PERIODS	1	2	3	4	TOTAL
COLTS	55	103	51	61	270
OPPONENTS	80	64	83	95	322

SCORING	TDR	TDP	TDRT	PAT	FG	S	TP
Moore	8	1					54
Ameche	8						48
Mutscheller		6					36
Dupre	2	2					24
Feamster				24-26	0-3		24
Vessels	2	1					18
Rechichar				8-10	3-13		17
Berry		2					12
Taseff			2				12
Womble		2					12
Thomas			1				6
Unitas		1					6
Kerkorian				1-2			1
COLTS	21	14	3	33-38	3-16	0	270
OPPONENTS	16	22	5	40-43	8-19	0	322

RUSHING	NO.	YDS.	AVG.	LG	TD
Ameche	178	858	4.8	43	8
Moore	86	649	7.5	79T	8
Vessels	44	215	4.9	31	2
Dupre	49	182	3.7	21	2
Unitas	28	155	5.5	34	1
Womble	20	72	3.6	12	0
Shaw	20	63	3.2	19	0
Young, D.	5	7	1.4	3	0
Taseff	1	2	2.0	2	0
Rechichar	1	1	1.0	1	0
COLTS	432	2204	5.1	79T	21
OPPONENTS	447	1916	4.3	33	16

RECEIVING	NO.	YDS.	AVG.	LG	TD
Mutscheller	44	715	16.3	53T	6
Berry	37	601	16.2	54	2
Ameche	26	189	7.3	22	0
Dupre	16	216	13.5	49T	2
Vessels	11	177	16.1	30	1
Moore	11	102	9.3	27	1
Womble	9	180	20.0	43T	2
Colterjahn	3	29	9.7	16	0
Unitas	1	1	1.0	1	0
COLTS	158	2210	14.0	54	14
OPPONENTS	165	2463	14.9	77T	22

INTERCEPTIONS	NO.	YDS.	AVG.	LG	TD
Rechichar	4	63	15.8	42	0
Thomas	2	36	18.0	23	0
Taseff	2	13	6.5	8	0
Patera	2	10	5.0	10	0
Eggers	1	6	6.0	6	0
Pellington	1	4	4.0	4	0
Shula	1	2	2.0	2	0
COLTS	13	134	10.3	42	0
OPPONENTS	18	275	15.3	59T	2

PUNTING	NO.	YDS.	AVG.	LG	BLK.
Rechichar	33	1276	38.7	56	0
Dupre	25	953	38.1	54	0
COLTS	58	2229	38.4	56	0
OPPONENTS	56	2489	44.4	70	0

PUNT RETURNS	NO.	YDS.	AVG.	LG	TD
Taseff	27	233	8.6	90T	1
Moore	8	38	4.8	15	0
Rechichar	5	10	2.0	7	0
Nyers	2	16	8.0	16	0
COLTS	42	297	7.1	90T	1
OPPONENTS	39	153	3.9	67T	2

KICKOFF RETURNS	NO.	YDS.	AVG.	LG	TD
Vessels	16	379	23.7	42	0
Moore	10	129	12.9	21	0
Taseff	9	206	22.9	34	0
Dupre	7	148	21.1	35	0
Nyers	3	69	23.0	35	0
Young, D.	3	40	13.3	18	0
Ameche	2	38	19.0	25	0
Sandusky	1	24	24.0	24	0
Spinney	1	10	10.0	10	0
Pellington	1	0	0.0	0	0
Shula	1	0	0.0	0	0
COLTS	54	1043	19.3	42	0
OPPONENTS	43	1015	23.6	103T	1

USUAL STARTERS PRO BOWLERS IN BOLDFACE

OFFENSE	DEFENSE
WR Raymond Berry	LDE Gino Marchetti
LT Ken Jackson	LDT Art Donovan
LG Art Spinney	RDT Tom Finnin
C Buzz Nutter	RDE Don Joyce
RG Alex Sandusky	LLB Bill Pellington
RT George Preas	MLB Joe Campanella
TE Jim Mutscheller	LCB Doug Eggers
RB Lenny Moore	LCB Bert Rechichar
QB John Unitas	RCB Don Shula
RB Alan Ameche	LS Carl Taseff
RB L. G. Dupre	RS Jesse Thomas

PASSING	ATT.	COMP.	YDS.	PCT.	AVG./ATT.	TD	TD%	INT.	INT%	LG	RATING
Unitas	198	110	1498	55.6	7.57	9	4.6	10	5.1	54t	74.0
Shaw	75	45	645	60.0	8.60	3	4.0	7	9.3	49t	62.4
Moore	4	1	8	25.0	2.00	1	25.0	1	25.0	8t	39.6
Kerkorian	2	2	59	100.0	29.50	1	0.0	0	0.0	40t	158.3
COLTS	279	158	2210	56.6	7.92	14	5.0	18	6.5	54t	72.1
OPPONENTS	297	165	2463	55.6	8.29	22	7.4	13	4.4	77t	89.3

RECORDS | 2014 SEASON IN REVIEW | COLTS HISTORY | COLTS IN THE COMMUNITY | FOOTBALL OPERATIONS | BUSINESS OPERATIONS | PLAYERS | COACHING STAFF | ADMINISTRATION

1957

RECORD: 7-5 COACH: WEEB EW BANK
THIRD – WESTERN CONFERENCE
HOME: 4-2 CONF: 6-4
AWAY: 3-3 NCONF: 1-1

DATE	RESULTS	OPPONENT	ATTENDANCE
9/29	W 34-14	DETROIT	40,112
10/5	W 20-10	CHICAGO	46,558
10/13	W 45-17	Green Bay @ Milw.	26,322
10/20	L 27-31	@ Detroit	55,764
10/27	L 21-24	GREEN BAY	48,510
11/3	L 13-19	PITTSBURGH	42,575
11/10	W 21-17	@ Washington	33,149
11/17	W 29-14	@ Chicago	47,168
11/24	W 27-21	SAN FRANCISCO	50,073
12/1	W 31-14	LOS ANGELES RAMS	52,060
12/8	L 13-17	@ San Francisco	59,950
12/15	L 21-37	@ Los Angeles Rams	52,560

RUSHING	NO.	YDS.	AVG.	LG	TD
Ameche	144	493	3.4	49	5
Moore	98	488	5.0	55t	3
Dupre	101	375	3.7	22	2
Unitas	42	171	4.1	24	1
Call	33	145	4.4	24	0
Shaw	5	30	6.0	11	1
Pricer	2	18	9.0	14	0
Womble	7	18	2.6	7	0
Myhra	1	1	1.0	1	0
Nyers	1	-4	-4.0	-4	0
COLTS	434	1735	4.0	55t	12
OPPONENTS	375	1174	3.1	57	10

KICKOFF	NO.	YDS.	AVG.	LG	TD
RETURNS	17	350	20.6	46	0
Call	14	329	23.5	45	0
Davidson	5	79	15.8	21	0
Pricer	2	40	20.0	23	0
Owens	1	23	23.0	23	0
Myhra	1	19	19.0	19	0
Moore, H.	1	16	16.0	16	0
Rechichar	1	0	0.0	0	0
Moore, L.	0	92	0.0	92t	1
COLTS	42	948	22.6	92t	1
OPPONENTS	49	1120	22.9	64	0

TEAM STATISTICS	COLTS	OPP
TOTAL FIRST DOWNS	222	204
Rushing	91	69
Passing	117	118
Penalty	14	17
TOTAL NET YARDS	4123	3406
Avg. Per Game	343.6	283.8
NET YARDS RUSHING	1735	1174
Avg. Per Game	144.6	97.8
Total Rushes	434	375
NET YARDS PASSING	2388	2232
Avg. Per Game	199.0	186.0
Tackled/Yards Lost	-220	-316
Gross Yards	2608	2548
Att./Completions	314/177	342/175
Completion Pct.	56.4	51.2
Had Intercepted	19	28
PUNTS/AVERAGE	55/34.5	56/42.5
PENALTIES/YARDS	67/712	60/546
FUMBLES/BALL LOST	22/12	29/12
TOUCHDOWNS	41	29
Rushing	12	10
Passing	25	19
Defense/Kicking	3/1	0/0

RECEIVING	NO.	YDS.	AVG.	LG	TD
Berry	47	800	17.0	67t	6
Moore	40	687	17.2	82t	7
Mutscheller	32	558	17.4	66t	8
Dupre	32	339	10.6	43	2
Ameche	15	137	9.1	40	2
Womble	7	69	9.9	37	0
Call	4	18	4.5	8	0
COLTS	177	2608	14.7	82t	25
OPPONENTS	175	2548	14.6	75t	19

**USUAL STARTERS
PRO BOWLERS IN BOLDFACE**

OFFENSE	DEFENSE
WR Raymond Berry	LDE Gino Marchetti
LT Jim Parker	LDT Art Donovan
LG Art Spinney	RDT Gene Lipscomb
C Buzz Nutter	RDE Don Joyce
RG Alex Sandusky	LLB Don Shinnick
RT George Preas	MLB Jack Patera
TE Jim Mutscheller	RLB Doug Eggers
RB Lenny Moore	LCB Carl Taseff
QB John Unitas	RCB Milt Davis
RB Alan Ameche	LS Andy Nelson
RB L.G. Dupre	RS Bert Rechichar

INTERCEPTIONS	NO.	YDS.	AVG.	LG	TD
Davis	10	219	21.9	75t	2
Rechichar	5	33	6.6	21	0
Nelson	5	29	5.8	13	0
Shinnick	2	31	15.5	22	0
Patera	1	16	16.0	16	0
DeCarlo	1	14	14.0	14	0
Taseff	1	7	7.0	7	0
Joyce	1	0	0.0	0	0
Moore	1	0	0.0	0	0
Thomas	1	0	0.0	0	0
COLTS	28	349	12.5	75t	2
OPPONENTS	19	180	9.5	28	2

SCORE BY PERIODS	1	2	3	4	TOTAL
COLTS	82	65	70	86	303
OPPONENTS	34	75	28	98	235

SCORING	TDR	TDP	TDRT	PAT	FG	S	TP
Moore	3	7	1				66
Mutscheller							8
Ameche	5	2					42
Berry		6					36
Rechichar				22-25	3-13		31
Myhra				14-16	4-6		26
Dupre	2	2					24
Davis			2				12
Marchetti			1				6
Shaw	1						6
Unitas	1						6
COLTS	12	25	4	36-41	7-19	0	303
OPPONENTS	10	19	0	29-29	10-21	1	235

PUNTING	NO.	YDS.	AVG.	LG	BLK.
Davidson	47	1664	35.4	56	0
Rechichar	5	157	31.4	51	0
Dupre	3	75	25.0	38	0
COLTS	55	1896	34.5	56	0
OPPONENTS	56	2380	42.5	76	0

PUNT RETURNS	NO.	YDS.	AVG.	LG	TD
Rechichar	22	71	3.2	22	0
Taseff	7	60	8.6	49	0
Moore	2	0	0.0	0	0
Shinnick	1	2	2.0	2	0
Davis	1	0	0.0	0	0
COLTS	33	133	4.0	49	0
OPPONENTS	34	109	3.2	28	0

PASSING	ATT.	COMP.	YDS.	PCT.	AVG./ATT.	TD	TD%	INT.	INT%	LG	RATING
Unitas	301	172	2550	57.1	8.47	24	8.0	17	5.7	82t	88.0
Shaw	9	5	58	55.6	6.44	1	11.1	1	11.1	17t	72.7
Davidson	2	0	0	0.0	0.00	0	0.0	1	0.0	0t	0.0
Moore	2	0	0	0.0	0.00	0	0.0	0	0.0	0t	39.6
COLTS	314	177	2608	56.4	8.31	25	8.0	19	6.1	82t	85.0
OPPONENTS	342	175	2548	51.2	7.45	19	5.6	28	8.2	75t	60.2

1958

WORLD CHAMPIONS

RECORD: 9-3 COACH: WEEB EWBANK

FIRST – WESTERN CONFERENCE

HOME: 6-0 CONF: 8-2

AWAY: 3-3 NCONF: 1-1

DATE	RESULTS	OPPONENT	ATTENDANCE
9/28	W 28-15	DETROIT	48,377
10/4	W 51-38	CHICAGO	52,622
10/12	W 24-17	Green Bay @ Milw.	24,553
10/19	W 40-14	@ Detroit	55,190
10/26	W 35-10	WASHINGTON	54,403
11/2	W 56-0	GREEN BAY	51,333
11/9	L 21-24	@ New York Giants	71,164
11/16	W 17-0	@ Chicago	48,664
11/23	W 34-7	LOS ANGELES RAMS	57,557
11/30	W 35-27	SAN FRANCISCO	57,557
12/6	L 28-30	@ Los Angeles Rams	100,202
12/14	L 12-21	@ San Francisco	53,334
12/28	W23-170T	@ New York Giants	64,185

TEAM STATISTICS	COLTS	OPP
TOTAL FIRST DOWNS	253	188
Rushing	117	70
Passing	120	106
Penalty	16	12
TOTAL NET YARDS	4539	3284
Avg. Per Game	378.3	273.7
NET YARDS RUSHING	2127	1291
Avg. Per Game	177.3	107.6
Total Rushes	456	331
NET YARDS PASSING	2412	1993
Avg. Per Game	201.0	166.1
Tackled/Yards Lost	-125	-255
Gross Yards	2537	2248
Att./Completions	354/178	363/168
Completion Pct.	50.3	46.3
Had Intercepted	11	35
PUNTS/AVERAGE	62/37.3	62/44.1
PENALTIES/YARDS	55/518	60/555
FUMBLES/BALL LOST	26/11	31/17
TOUCHDOWNS	53	27
Rushing	24	13
Passing	26	9
Defense/Kicking	1/2	3/2

SCORE BY PERIODS	1	2	3	4	TOTAL
COLTS	92	93	63	133	381
OPPONENTS	41	66	65	31	203

SCORING	TDR	TOP	TDRT	PAT	FG	S	TP
Moore	7	7					84
Myhra					48-51	4-10	60
Ameche	8	1					54
Berry		9					54
Mutscheller		7					42
Lyles	1	1	2				24
Dupre	3						18
Unitas	3						18
Rechichar		1			1-4		9
Nelson			1				6
Pricer	1						6
Shaw	1			0-1			6
COLTS	24	26	3	48-52	5-14	0	381
OPPONENTS	13	9	5	23-27	6-17	0	203

RUSHING	NO.	YDS.	AVG.	LG	TD
Ameche	171	791	4.6	28	8
Moore	82	598	7.3	73T	7
Dupre	95	390	4.1	39	3
Call	37	154	4.2	35	0
Unitas	33	139	4.2	28	3
Lyles	22	41	1.7	27T	1
Pricer	10	26	2.6	4	1
Shaw	5	3	0.6	3	1
Brown	1	9	9.0	9	0
COLTS	456	2127	4.7	73T	24
OPPONENTS	331	1291	3.9	28	13

RECEIVING	NO.	YDS.	AVG.	LG	TD
Berry	56	794	14.2	54	9
Moore	50	938	18.8	77T	7
Mutscheller	28	504	18.0	54T	7
Dupre	13	111	8.5	22	0
Ameche	13	81	6.2	18	1
Lyles	5	24	4.8	11	1
Rechichar	4	34	8.5	12	1
Call	4	28	7.0	12	0
Pricer	3	14	4.7	6	0
DeCarlo	1	10	10.0	10	0
Pellington	1	-1	-1.0	-1	0
COLTS	178	2537	14.3	77T	26
OPPONENTS	168	2248	13.4	69T	9

INTERCEPTIONS	NO.	YDS.	AVG.	LG	TD
Nelson	8	199	21.9	69	1
Brown	8	149	6.6	30	0
Taseff	7	52	5.8	17	0
Pellington	4	44	15.5	21	0
Davis	4	40	16.0	28	0
Shinnick	3	23	14.0	16	0
Sanford	1	7	7.0	7	0
COLTS	35	514	14.7	69	1
OPPONENTS	11	169	15.4	44T	3

PUNTING	NO.	YDS.	AVG.	LG	BLK.
Brown	41	1635	39.9	60	0
Horn	19	617	32.5	48	0
Stone	1	28	28.0	28	0
Dupre	1	-4	-4.0	-4	0
COLTS	62	2276	36.7	60	0
OPPONENTS	62	2736	44.1	60	0

PUNT RETURNS	NO.	YDS.	AVG.	LG	TD
Taseff	29	196	6.8	33	0
Rechichar	7	29	4.1	11	0
Moore	2	11	5.5	11	0
Simpson	1	1	1.0	1	0
COLTS	39	237	6.1	33	0
OPPONENTS	40	176	4.4	71T	1

KICKOFF RETURNS	NO.	YDS.	AVG.	LG	TD
Lyles	11	398	36.2	103T	2
Pricer	9	168	18.7	28T	0
Moore	4	91	22.8	25T	0
Simpson	3	59	19.7	24T	0
Rechichar	3	50	16.7	22T	0
Call	2	48	24.0	26T	0
Taseff	1	50	50.0	50T	0
DeCarlo	1	0	0.0	0T	0
COLTS	34	864	25.4	103T	2
OPPONENTS	43	1241	28.9	99T	1

USUAL STARTERS PRO BOWLERS IN BOLDFACE

OFFENSE		DEFENSE	
WR Raymond Berry	LDE Gino Marchetti		
LT Jim Parker	LDT Art Donovan		
LG Art Spinney	RDE Gene Lipscomb		
C Buzz Nutter	RDE Don Joyce		
RG Alex Sandusky	LLB Leo Sanford		
RT George Preas	MLB Bill Pellington		
TE Jim Mutscheller	RLB Don Shinnick		
WR Lenny Moore	LCB Carl Taseff		
QB John Unitas	RCB Milt Davis		
RB Alan Ameche	LS Andy Nelson		
RB L.G. Dupre	RS Ray Brown		

PASSING	ATT.	COMP.	YDS.	PCT.	AVG./ATT.	TD	TD%	INT.	INT%	LG	RATING
Unitas	263	136	2007	51.7	7.63	19	7.2	7	2.7	77T	90.0
Shaw	89	41	531	46.1	5.97	7	7.9	4	4.5	57T	72.8
Brown	2	1	-1	50.0	-0.50	0	0.0	0	0.0	-1T	56.3
COLTS	354	178	2537	50.3	7.17	26	7.3	11	3.1	77T	85.4
OPPONENTS	363	168	2248	46.3	6.19	9	2.5	35	9.6	69T	35.1

RECORDS
 COLTS IN THE COMMUNITY
 2014 SEASON IN REVIEW
 PLAYERS
 BUSINESS OPERATIONS
 FOOTBALL OPERATIONS
 COACHING STAFF
 ADMINISTRATION

1959

WORLD CHAMPIONS

RECORD: 9-3 COACH: WEEB EWBank

FIRST – WESTERN CONFERENCE

HOME: 4-2 CONF: 9-1

AWAY: 5-1 NCONF: 0-2

DATE	RESULTS	OPPONENT	ATTENDANCE
9/27	W 21-9	DETROIT	55,588
10/3	L 21-26	CHICAGO	57,557
10/11	W 31-24	@ Detroit	54,197
10/18	W 21-7	@ Chicago	48,430
10/25	W 38-21	GREEN BAY	57,557
11/1	L 31-38	CLEVELAND	57,557
11/8	L 24-27	@ Washington	32,773
11/15	W 28-24	Green Bay @ Milw.	25,521
11/22	W 45-14	SAN FRANCISCO	57,557
11/29	W 35-21	LOS ANGELES RAMS	57,557
12/5	W 34-14	@ San Francisco	59,075
12/12	W 45-26	@ Los Angeles Rams	65,528
12/27	W 31-16	NEW YORK GIANTS	57,545

TEAM STATISTICS	COLTS	OPP
TOTAL FIRST DOWNS	267	195
Rushing	95	65
Passing	148	118
Penalty	24	12
TOTAL NET YARDS	4458	3899
Avg. Per Game	371.5	324.9
NET YARDS RUSHING	1705	1557
Avg. Per Game	142.1	129.7
Total Rushes	435	325
NET YARDS PASSING	2753	2342
Avg. Per Game	229.4	195.2
Tackled/Yards Lost	-185	-155
Gross Yards	2938	2497
Att./Completions	375/196	351/171
Completion Pct.	52.3	48.7
Had Intercepted	14	40
PUNTS/AVERAGE	53/41.9	50/44.7
PENALTIES/YARDS	56/634	65/610
FUMBLES/BALL LOST	22/9	18/9
TOUCHDOWNS	51	31
Rushing	13	16
Passing	33	13
Defense/Kicking	4/1	2/0

SCORE BY PERIODS	1	2	3	4	TOTAL
COLTS	55	94	83	142	374
OPPONENTS	31	90	85	45	251

SCORING	TDR	TOP	TDRT	PAT	FG	S	TP
Berry			14				84
Myhra					50-51	6-17	68
Ameche	7	1					48
Moore	2	6					48
Mutscheller			8				48
Richardson			3				18
Sommer	2						12
Unitas	2						12
Davis			1				6
Dupre			1				6
Nelson			1				6
Pellington			1				6
Szymanski			1				6
Taseff			1				6
Rechichar					0-1		0

COLTS	13	33	5	50-51	6-18	0	374
OPPONENTS	16	13	2	29-31	12-22	0	251

RUSHING	NO.	YDS.	AVG.	LG	TD
Ameche	178	679	3.8	26	7
Moore	92	422	4.6	31	2
Sommer	61	227	3.7	53	2
Unitas	29	145	5.0	21	2
Pricer	34	128	3.8	16	0
Dupre	23	54	2.4	21	0
Hawkins	12	44	3.7	11	0
Brown	2	4	2.0	3	0
Lewis	4	2	0.5	2	0
COLTS	435	1705	3.9	53	13
OPPONENTS	325	1557	4.8	70	16

RECEIVING	NO.	YDS.	AVG.	LG	TD
Berry	66	959	14.5	55	14
Moore	47	846	18.0	71	6
Mutscheller	44	699	15.9	40	8
Ameche	13	129	9.9	30	1
Sommer	7	111	15.7	56	0
Richardson	7	81	11.6	15	3
Dupre	6	47	7.8	18	1
Lewis	3	54	18.0	25	0
Pricer	2	3	1.5	4	0
Sherer	1	9	9.0	9	0
COLTS	196	2938	15.0	71	33
OPPONENTS	171	2497	14.6	81	13

INTERCEPTIONS	NO.	YDS.	AVG.	LG	TD
Davis	7	119	17.0	57	1
Shinnick	7	70	10.0	23	0
Nelson	6	33	5.5	33	1
Brown	5	89	17.8	44	0
Szymanski	5	24	4.8	15	1
Pellington	4	99	24.8	30	1
Taseff	2	60	30.0	33	0
Lipscomb	1	49	49.0	49	0
Matuszak	1	23	23.0	23	0
Sample	1	10	10.0	10	0
Marchetti	1	1	0.0	0	0
COLTS	40	577	14.4	57	4
OPPONENTS	14	199	14.2	37	2

PUNTING	NO.	YDS.	AVG.	LG	BLK.
Sherer	51	2132	41.8	60	0
Brown	2	89	44.5	55	0
COLTS	53	2221	41.9	60	0
OPPONENTS	50	2236	44.7	60	0

PUNT RETURNS	NO.	YDS.	AVG.	LG	TD
Sample	22	129	5.8	25	0
Taseff	15	104	6.9	25	0
Shinnick	1	0	0.0	0	0
COLTS	38	233	6.1	25	0
OPPONENTS	33	120	3.6	30	0

KICKOFF RETURNS	NO.	YDS.	AVG.	LG	TD
Sample	17	457	26.9	80	0
Sommer	8	166	20.8	25	0
Pricer	6	66	11.0	25	0
Rechichar	2	39	19.5	27	0
Lewis	2	31	15.5	23	0
Hawkins	1	21	21.0	21	0
Plunkett	1	12	12.0	12	0
Davis	1	0	0.0	0	0
COLTS	38	792	20.8	80	0
OPPONENTS	46	950	20.7	42	0

USUAL STARTERS PRO BOWLERS IN BOLDFACE

OFFENSE	DEFENSE
WR Raymond Berry	LDE Gino Marchetti
LT Jim Parker	LDT Art Donovan
LG Art Spinney	RDT Gene Lipscomb
C Buzz Nutter	RDE Don Joyce
RG Alex Sandusky	LLB Bill Pellington
RT George Preas	MLB Dick Szymanski
TE Jim Mutscheller	RLB Don Shinnick
WR Lenny Moore	LCB Carl Taseff
QB John Unitas	RCB Milt Davis
RB Alan Ameche	LS Andy Nelson
RB Mike Sommer	RS John Sample

PASSING	ATT.	COMP.	YDS.	PCT.	AVG./ATT.	TD	TD%	INT.	INT%	LG	RATING
Unitas	367	193	2899	52.6	7.90	32	8.7	14	3.8	71	92.0
Brown	4	1	14	25.0	3.50	0	0.0	0	0.0	14t	41.7
Moore	3	2	25	66.7	8.33	1	33.3	0	0.0	13t	132.0
Dupre	1	0	0	0.0	0.00	0	0.0	0	0.0	0t	39.6
COLTS	375	196	2938	52.3	7.83	33	8.8	14	3.7	71t	92.1
OPPONENTS	351	171	2497	48.7	7.11	13	3.7	40	11.1	81t	45.1

1960

RECORD: 6-6 COACH: WEEB EWBANK

FOURTH – WESTERN CONFERENCE

HOME: 4-2 CONF: 5-6
AWAY: 2-4 NCONF: 1-0

DATE	RESULTS	OPPONENT	ATTENDANCE
9/25	W 20-0	WASHINGTON	53,818
10/2	W 42-7	CHICAGO	57,808
10/9	L 21-35	@ Green Bay	32,150
10/16	W 31-17	LOS ANGELES RAMS	57,808
10/23	L 17-30	@ Detroit	53,854
10/30	W 45-7	@ Dallas	25,500
11/6	W 38-24	GREEN BAY	57,808
11/13	W 24-20	@ Chicago	48,713
11/27	L 22-30	SAN FRANCISCO	57,808
12/4	L 15-20	DETROIT	57,808
12/11	L 3-10	@ Los Angeles Rams	75,461
12/18	L 10-34	@ San Francisco	57,269

TEAM STATISTICS	COLTS	OPP
TOTAL FIRST DOWNS	227	195
Rushing	64	86
Passing	143	98
Penalty	20	11
TOTAL NET YARDS	4245	3317
Avg. Per Game	353.8	276.4
NET YARDS RUSHING	1289	1591
Avg. Per Game	107.4	132.6
Total Rushes	345	379
NET YARDS PASSING	2956	1726
Avg. Per Game	246.3	143.8
Tackled/Yards Lost	-208	-342
Gross Yards	3164	2068
Att./Completions	392/196	298/144
Completion Pct.	50.0	48.3
Had Intercepted	24	30
PUNTS/AVERAGE	52/38.5	54/46.4
PENALTIES/YARDS	51/504	59/538
FUMBLES/BALL LOST	24/12	20/9
TOUCHDOWNS	37	27
Rushing	10	17
Passing	26	8
Defense/Kicking	0/1	1/1

SCORE BY PERIODS	1	2	3	4	TOTAL
COLTS	53	123	44	68	288
OPPONENTS	23	48	62	101	234

SCORING	TDR	TDP	TDR1	PAT	FG	S	TP
Moore	4	9					78
Myhra				35-37	9-19		62
Berry	10						60
Hawkins	2	3					30
Ameche	3						18
Mutscheller		2					12
Pricer	1	1					12
Richardson		1					6
Sample			1				6
Lipscomb							1
Shields							2
COLTS	10	26	1	35-37	9-19	2	288
OPPONENTS	17	8	2	27-27	15-30	0	234

RUSHING	NO.	YDS.	AVG.	LG	TD
Moore	91	374	4.1	57	4
Hawkins	76	267	3.5	17	2
Ameche	80	263	3.3	16	3
Unitas	36	195	5.4	27	0
Pricer	46	131	2.9	11	1
Brown	2	25	12.5	23	0
Welch	5	23	4.6	7	0
Sample	1	7	7.0	7	0
Taseff	4	3	0.8	4	0
Kovac	4	1	0.3	5	0
COLTS	345	1289	3.7	57	10
OPPONENTS	379	1591	4.2	66	17

RECEIVING	NO.	YDS.	AVG.	LG	TD
Berry	74	1298	17.5	70	10
Moore	45	936	20.8	80	9
Hawkins	25	280	11.2	49	3
Mutscheller	18	271	15.1	43	2
DeCarlo	8	116	14.5	22	0
Richardson	8	90	11.3	23	1
Pricer	8	77	9.6	21	1
Ameche	7	56	8.0	19	0
Kovac	2	27	13.5	25	0
Taseff	1	13	13.0	13	0
COLTS	196	3164	16.1	80	26
OPPONENTS	144	2068	14.4	65	8

INTERCEPTIONS	NO.	YDS.	AVG.	LG	TD
Boyd	7	132	18.9	74	0
Nelson	6	47	7.8	22	0
Davis	6	32	5.3	19	0
Shinnick	5	40	8.0	11	0
Sample	4	27	6.8	18	0
Szymanski	1	15	15.0	15	0
Pellington	1	4	4.0	4	0
COLTS	30	297	9.9	74	0
OPPONENTS	24	272	11.3	80	1

PUNTING	NO.	YDS.	AVG.	LG	BLK.
Brown	52	2001	38.5	55	0
COLTS	52	2001	38.5	55	0
OPPONENTS	54	2506	46.4	62	0

PUNT RETURNS	NO.	YDS.	AVG.	LG	TD
Sample	14	101	7.2	26	0
Taseff	6	25	4.2	7	0
Nelson	3	1	0.3	1	0
COLTS	23	127	5.5	26	0
OPPONENTS	15	48	3.2	10	0

KICKOFF RETURNS	NO.	YDS.	AVG.	LG	TD
Sample	18	519	28.8	94	1
Taseff	14	291	20.8	30	0
Pricer	6	88	14.7	17	0
Welch	4	80	20.0	28	0
Pellington	2	11	5.5	9	0
Moore	1	23	23.0	23	0
Sommer	1	10	10.0	10	0
Kovac	1	8	8.0	8	0
COLTS	47	1030	21.9	94	1
OPPONENTS	44	1253	28.5	97	1

USUAL STARTERS PRO BOWLERS IN BOLDFACE

OFFENSE	DEFENSE
WR Raymond Berry	LDE Gino Marchetti
LT Jim Parker	LDT Art Donovan
LG Art Spinney	RDT Gene Lipscomb
C Buzz Nutter	RDE Ordeil Braase
RG Alex Sandusky	LLB Bill Pellington
RT George Preas	MLB Dick Szymanski
TE Jim Mutscheller	RLB Don Shinnick
WR Lenny Moore	LCB Bob Boyd
QB John Unitas	RCB Mitt Davis
RB Alan Ameche	LS Andy Nelson
RB Alex Hawkins	RS John Sample

PASSING	ATT.	COMP.	YDS.	PCT.	AVG./ATT.	TD	TD%	INT.	INT%	LG	RATING
Unitas	378	190	3099	50.3	8.20	25	6.6	24	6.4	80	73.7
Brown	13	6	65	46.2	5.00	1	7.7	0	0.0	21	87.0
Moore	1	0	0	0.0	0.00	0	0.0	0	0.0	0	39.6
COLTS	392	196	3164	50.0	8.07	26	6.6	24	6.1	80	74.0
OPPONENTS	298	144	2068	48.3	6.94	8	2.7	30	10.1	65	40.6

RECORDS
COLTS IN THE COMMUNITY
2014 SEASON IN REVIEW
PLAYERS
BUSINESS OPERATIONS
FOOTBALL OPERATIONS
COACHING STAFF
ADMINISTRATION



1961

RECORD: 8-6 COACH: WEEB EWBANK

THIRD - WESTERN CONFERENCE

HOME: 5-2 CONF: 6-6
AWAY: 3-4 NCONF: 2-0

DATE	RESULTS	OPPONENT	ATTENDANCE
9/17	W 27-24	LOS ANGELES RAMS	54,259
9/24	L 15-16	DETROIT	54,259
10/1	W 34-33	MINNESOTA	54,259
10/8	L 7-45	@ Green Bay	38,669
10/15	L 10-24	@ Chicago	48,719
10/22	W 17-14	@ Detroit	53,016
10/29	L 20-21	CHICAGO	57,641
11/5	W 45-21	GREEN BAY	57,641
11/12	L 20-28	@ Minnesota	38,010
11/19	W 16-0	ST. LOUIS	56,112
11/26	W 27-6	@ Washington	41,062
12/3	W 20-17	SAN FRANCISCO	57,641
12/9	L 17-34	@ Los Angeles Rams	41,268
12/16	W 27-24	@ San Francisco	45,517

TEAM STATISTICS	COLTS	OPP
TOTAL FIRST DOWNS	274	232
Rushing	124	108
Passing	135	110
Penalty	15	14
TOTAL NET YARDS	4922	3782
Avg. Per Game	351.6	270.1
NET YARDS RUSHING	2119	1869
Avg. Per Game	151.4	133.5
Total Rushes	456	418
NET YARDS PASSING	2803	1913
Avg. Per Game	200.2	136.6
Tackled/Yards Lost	-215	-407
Gross Yards	3018	2320
Att./Completions	438/232	351/161
Completion Pct.	53.0	46.0
Had Intercepted	29	16
PUNTS/AVERAGE	42/43.0	64/41.4
PENALTIES/YARDS	69/589	66/547
FUMBLES/BALL LOST	21/13	19/8
TOUCHDOWNS	34	37
Rushing	17	17
Passing	17	18
Defense/Kicking	0/0	1/1

SCORE BY PERIODS	1	2	3	4	TOTAL
COLTS	72	101	63	66	302
OPPONENTS	57	68	92	90	307

SCORING	TDR	TDP	TDR1	PAT	FG	S	TP
Myhra				33-34	21-39		96
Moore	7	8					90
Hawkins	4	1					30
Orr		4					24
Perry	3	1					24
Mutscheller		2					12
Unitas	2						12
Smolinski		1					6
Welch	1						6
Marchetti						1	2
COLTS	17	17	0	33-34	21-39	1	302
OPPONENTS	17	18	2	37-37	16-26	0	307

RUSHING	NO.	YDS.	AVG.	LG	TD
Perry	168	675	4.0	27	3
Moore	92	648	7.0	54	7
Hawkins	86	379	4.4	39	4
Unitas	54	190	3.5	18	2
Smolinski	31	98	3.2	14	0
Welch	1	60	60.0	60	1
Matte	13	54	4.2	11	0
Sommer	6	10	1.7	9	0
Hill	1	4	4.0	4	0
McHan	4	1	0.3	7	0
COLTS	456	2119	4.6	60	17
OPPONENTS	418	1869	4.5	54	17

RECEIVING	NO.	YDS.	AVG.	LG	TD
Berry	75	873	11.6	44	0
Moore	49	728	14.9	72	8
Perry	34	322	9.5	27	1
Mutscheller	20	370	18.5	45	2
Hawkins	20	158	7.9	22	1
Orr	18	357	19.8	64	4
Smolinski	9	100	11.1	25	1
Mackey	4	66	16.5	19	0
Sommer	1	31	31.0	31	0
Matte	1	8	8.0	8	0
Szymanski	1	5	5.0	5	0
COLTS	232	3018	13.0	72	17
OPPONENTS	161	2320	14.4	84	18

INTERCEPTIONS	NO.	YDS.	AVG.	LG	TD
Glick	4	18	4.5	10	0
Harrison	3	43	14.3	27	0
Pellington	3	9	3.0	4	0
Shinnick	2	15	7.5	15	0
Boyd	2	0	0.0	0	0
Burkett	1	23	23.0	23	0
Taseff	1	15	15.0	15	0
COLTS	16	123	7.7	27	0
OPPONENTS	29	406	14.0	41	1

PUNTING	NO.	YDS.	AVG.	LG	BLK.
Gilburg	42	1804	43.0	61	0
COLTS	42	1804	43.0	61	0
OPPONENTS	64	2648	41.4	67	0

PUNT RETURNS	NO.	YDS.	AVG.	LG	TD
Boyd	18	173	9.6	46	0
Taseff	5	39	7.8	23	0
Hawkins	4	20	5.0	9	0
Nelson	4	19	4.8	12	0
Harrison	1	16	16.0	16	0
Smolinski	1	2	2.0	2	0
COLTS	33	269	8.2	46	0
OPPONENTS	18	248	13.8	72	1

KICKOFF RETURNS	NO.	YDS.	AVG.	LG	TD
Lyles	28	672	24.0	64	0
Harrison	11	250	22.7	34	0
Welch	5	146	29.2	50	0
Smolinski	3	27	9.0	23	0
Matte	2	50	25.0	30	0
Lewis	1	14	14.0	14	0
Matuszak	1	14	14.0	14	0
Mackey	1	6	6.0	6	0
Gregory	1	3	3.0	3	0
COLTS	53	1182	22.3	64	0
OPPONENTS	57	1552	27.2	55	0

USUAL STARTERS
PRO BOWLERS IN BOLDFACE

OFFENSE	DEFENSE
WR Raymond Berry	LDE Gino Marchetti
LT Jim Parker	LDT Art Donovan
LG Palmer Pyle	RDT Billy Ray Smith
C Dick Szymanski	RDE Ordell Braase
RG Alex Sandusky	LLB Bill Pellington
RT George Preas	MLB Jack Burkett
TE Jim Mutscheller	RLB Don Shinnick
WR Lenny Moore	RCB Bob Boyd
QB John Unitas	RCB Gary Glick
RB Joe Perry	LS Andy Nelson
RB Alex Hawkins	RS Bob Harrison

PASSING	ATT.	COMP.	YDS.	PCT.	AVG./ATT.	TD	TD%	INT.	INT%	LG	RATING
Unitas	420	229	2990	54.5	7.12	16	3.8	24	5.7	72	66.1
McHan	15	3	28	20.0	1.87	1	6.7	4	26.7	17	22.2
Moore	2	0	0	0.0	0.00	0	0.0	1	50.0	0	0.0
Boyd	1	0	0	0.0	0.00	0	0.0	0	0.0	0	39.6
COLTS	438	232	3018	53.0	6.89	17	3.9	29	6.6	72	60.3
OPPONENTS	351	161	2320	46.0	6.61	18	5.1	16	4.6	84	65.9

1962

RECORD: 7-7 COACH: WEEB EWBANK

FOURTH – WESTERN CONFERENCE

HOME: 3-4 CONF: 5-7
AWAY: 4-3 NCONF: 2-0

DATE	RESULTS	OPPONENT	ATTENDANCE
9/16	W 30-27	LOS ANGELES RAMS	54,796
9/23	W 34-7	@ Minnesota	30,787
9/30	L 20-29	DETROIT	57,966
10/7	L 13-21	SAN FRANCISCO	54,158
10/14	W 36-14	@ Cleveland	80,132
10/21	L 15-35	@ Chicago	49,066
10/28	L 6-17	GREEN BAY	57,966
11/4	W 22-3	@ San Francisco	44,875
11/11	W 14-2	@ Los Angeles Rams	39,502
11/18	L 13-17	@ Green Bay	38,669
11/25	L 0-57	CHICAGO	56,164
12/2	L 14-21	@ Detroit	53,012
12/8	W 34-21	WASHINGTON	56,964
12/16	W 42-17	MINNESOTA	53,645

TEAM STATISTICS	COLTS	OPP
TOTAL FIRST DOWNS	251	226
Rushing	94	91
Passing	145	119
Penalty	12	16
TOTAL NET YARDS	4666	4123
Avg. Per Game	333.3	294.5
NET YARDS RUSHING	1601	1504
Avg. Per Game	114.4	107.4
Total Rushes	448	423
NET YARDS PASSING	3065	2619
Avg. Per Game	218.9	187.1
Tackled/Yards Lost	-265	-356
Gross Yards	3330	2975
Att./Completions	423/237	381/206
Completion Pct.	56.0	54.1
Had Intercepted	25	23
PUNTS/AVERAGE	58/41.5	67/42.7
PENALTIES/YARDS	63/675	71/792
FUMBLE/BALL LOST	26/19	32/19
TOUCHDOWNS	37	37
Rushing	9	17
Passing	27	19
Defense/Kicking	1/0	0/1

SCORE BY PERIODS	1	2	3	4	TOTAL
COLTS	62	60	42	129	293
OPPONENTS	55	59	64	110	288

SCORING	TDR	TDP	TDRT	PAT	FG	S	TP
Bielski		2		25-28	11-25		70
Orr		11					66
Mackey		4					24
Hawkins	4						24
Moore	2	2					24
Matte	2	1					18
Berry	3						18
Owens	2						12
Smolinski	1	1					12
Harris				6-9	1-3		9
Braase			1				6
Turner		1					6
Saul						1	2
TEAM						1	2
COLTS	9	27	1	31-37	12-28	2	293
OPPONENTS	17	19	1	35-37	9-22	2	288

PASSING	ATT.	COMP.	YDS.	PCT.	AVG./ATT.	TD	TD%	INT.	INT%	LG	RATING
Unitas	389	222	2967	57.1	7.63	23	5.9	23	5.9	80t	76.5
McHan	20	10	278	50.0	13.90	3	15.0	2	10.0	74t	95.8
Matte	13	5	85	38.5	6.54	1	7.7	0	0.0	30t	87.0
Hawkins	1	0	0	0.0	0.00	0	0.0	0	0.0	0t	39.6
COLTS	423	237	3330	56.0	7.87	27	6.4	25	5.9	80t	78.2
OPPONENTS	381	206	2975	54.1	7.81	19	5.0	23	6.0	85t	71.1

RUSHING	NO.	YDS.	AVG.	LG	TD
Moore	106	470	4.4	25	2
Perry	94	359	3.8	21	0
Smolinski	85	265	3.1	11	1
Matte	74	226	3.1	29	2
Unitas	50	137	2.7	25	0
Hawkins	29	87	3.0	13t	4
Turner	1	17	17.0	17	0
Orr	1	14	14.0	14	0
Boyd	2	13	6.5	15	0
Clemens	2	9	4.5	6	0
McHan	4	4	1.0	5	0
COLTS	448	1601	3.6	29	9
OPPONENTS	423	1504	3.6	45t	17

RECEIVING	NO.	YDS.	AVG.	LG	TD
Orr	55	974	17.7	80t	11
Berry	51	687	13.5	37	3
Mackey	25	396	15.8	57	4
Owens	25	307	12.3	26	2
Perry	22	194	8.8	32	0
Moore	18	215	11.9	80	2
Bielski	15	200	13.3	22	2
Smolinski	13	128	9.9	33t	1
Matte	8	81	10.1	22	1
Hawkins	4	37	9.3	14	0
Turner	1	111	111.0	74t	1
COLTS	237	3330	14.1	80t	27
OPPONENTS	206	2975	14.4	85t	19

INTERCEPTIONS	NO.	YDS.	AVG.	LG	TD
Boyd	7	163	23.3	38	0
Shinnick	5	16	3.3	9	0
Nelson	4	20	5.0	10	0
Harris	2	52	26.0	38	0
Pellington	2	29	14.5	21	0
Burkett	2	21	10.5	12	0
Welch	1	30	30.0	30	0
COLTS	23	331	14.4	38	0
OPPONENTS	25	386	15.4	40	0

PUNTING	NO.	YDS.	AVG.	LG	BLK.
Gilburg	57	2384	41.8	62	0
McHan	1	22	22.0	22	0
COLTS	58	2406	41.5	62	0
OPPONENTS	67	2861	42.7	64	0

PUNT RETURNS	NO.	YDS.	AVG.	LG	TD
Hawkins	11	42	3.8	12	0
Turner	10	95	9.5	43	0
Harris	8	61	7.6	21	0
Boyd	3	23	7.7	23	0
Nelson	2	22	11.0	14	0
Shinnick	0	29	0.0	29	0
COLTS	34	272	8.0	43	0
OPPONENTS	23	182	7.9	48	0

KICKOFF RETURNS	NO.	YDS.	AVG.	LG	TD
Matte	27	613	22.7	42	0
Turner	20	504	25.2	37	0
Harris	3	86	28.7	31	0
Hawkins	2	35	17.5	25	0
Smolinski	2	20	10.0	14	0
Diehl	1	5	5.0	5	0
COLTS	55	1263	23.0	42	0
OPPONENTS	52	1433	27.6	103t	1

USUAL STARTERS PRO BOWLERS IN BOLDFACE

OFFENSE	DEFENSE
WR Raymond Berry	LDE Gino Marchetti
LT Jim Parker	LDT Jim Colvin
LG Palmer Pyle	RDT Billy Ray Smith
C Dick Szymanski	RDE Ordeell Braase
RG Alex Sandusky	LLB Bill Pellington
RT George Preas	MLB Jack Burkett
TE Dee Mackey	RLB Don Shinnick
WR Jimmy Orr	LCB Bob Boyd
QB John Unitas	RCB Wendell Harris
RB Joe Perry	LS Andy Nelson
RB Lenny Moore	RS Jim Welch

ADMINISTRATION
 COACHING STAFF
 FOOTBALL OPERATIONS
 BUSINESS OPERATIONS
 PLAYERS
 2014 SEASON IN REVIEW
 COLTS HISTORY
 RECORDS
 COLTS IN THE COMMUNITY



1963

RECORD: 8-6 COACH: DON SHULA

THIRD - WESTERN CONFERENCE

HOME: 4-3 CONF: 7-5

AWAY: 4-3 NCONF: 1-1

ADMINISTRATION

COACHING STAFF

FOOTBALL OPERATIONS

BUSINESS OPERATIONS

PLAYERS

2014 SEASON IN REVIEW

COLTS HISTORY

RECORDS

COLTS IN THE COMMUNITY

DATE	RESULTS	OPPONENT	ATTENDANCE
9/15	L 28-37	NEW YORK GIANTS	60,029
9/22	W 20-14	@ San Francisco	31,006
9/29	L 20-31	@ Green Bay	42,327
10/6	L 3-10	@ Chicago	48,998
10/13	W 20-3	SAN FRANCISCO	56,962
10/20	W 25-21	@ Detroit	51,901
10/27	L 20-34	GREEN BAY	60,065
11/3	L 7-17	CHICAGO	60,065
11/10	W 24-21	DETROIT	59,758
11/17	W 37-34	@ Minnesota	33,136
11/24	L 16-17	@ Los Angeles Rams	48,555
12/1	W 36-20	@ Washington	44,006
12/8	W 41-10	MINNESOTA	54,122
12/15	W 19-16	LOS ANGELES RAMS	52,834

TEAM STATISTICS	COLTS	OPP
TOTAL FIRST DOWNS	257	228
Rushing	95	89
Passing	149	118
Penalty	13	21
TOTAL NET YARDS	4938	4036
Avg. Per Game	352.7	287.9
Total Plays	873	827
Avg. Per Play	5.7	4.9
NET YARDS RUSHING	1642	1794
Avg. Per Game	117.3	128.1
Total Rushes	396	434
NET YARDS PASSING	3296	2242
Avg. Per Game	235.4	160.1
Tackled/Yards Lost	44/309	45/347
Gross Yards	3605	2589
Att./Completions	433/248	348/181
Completion Pct.	57.3	52.0
Had Intercepted	12	15
PUNTS/AVERAGE	56/41.0	72/43.5
PENALTIES/YARDS	77/823	58/685
FUMBLES/BALL LOST	35/25	32/17
TOUCHDOWNS	35	36
Rushing	11	16
Passing	20	19
Defense/Kicking	4/0	1/0

SCORE BY PERIODS	1	2	3	4	TOTAL
COLTS	82	82	66	86	316
OPPONENTS	27	110	76	72	285

SCORING	TDR	TDP	TDR/T	PAT	FG	S	TP
Martin				32-35	24-39		104
Mackey		7					142
Hill	5	1					30
Orr		5					30
Matte	4	1					30
Moore	2	2					24
Berry		3					18
Marchetti			1				6
Boyd			1				6
Nelson			1				6
Lockett			1				6
Lyles			1				6
Colvin						1	2
COLTS	11	20	4	32-35	24-39	1	316
OPPONENTS	16	19	1	33-36	12-27	0	285

RUSHING	NO.	YDS.	AVG.	LG	TD
Matte	133	541	4.1	311	4
Hill	100	440	4.4	201	5
Lockett	81	273	3.4	18	0
Unitas	47	224	4.8	26	0
Moore	27	136	5.0	251	2
Cuozzo	3	26	8.7	26	0
Mackey	1	3	3.0	3	0
Craddock	1	1	1.0	1	0
Hawkins	3	-2	-0.7	0	0
COLTS	396	1642	4.1	311	11
OPPONENTS	434	1794	4.1	701	16

RECEIVING	NO.	YDS.	AVG.	LG	TD
Matte	48	466	9.7	49	1
Berry	44	703	16.0	641	3
Orr	41	708	17.3	601	5
Mackey	35	726	20.7	611	7
Hill	22	304	13.8	55	1
Moore	21	288	13.7	34	2
Richardson	17	204	12.0	22	0
Lockett	16	158	9.9	27	1
Hawkins	3	41	13.7	19	0
Owens	1	7	7.0	7	0
COLTS	248	3605	14.5	641	20
OPPONENTS	181	2589	14.3	771	19

INTERCEPTIONS	NO.	YDS.	AVG.	LG	TD
Welch	4	49	12.3	15	0
Nelson	3	37	12.3	261	1
Boyd	3	17	5.7	9	0
Lyles	2	36	18.0	361	1
Shinnick	2	20	10.0	18	0
Logan	1	15	15.0	15	0
COLTS	15	174	11.6	361	2
OPPONENTS	12	161	13.4	39	1

PUNTING	NO.	YDS.	AVG.	LG	BLK.
Gilburg	52	2173	41.8	64	0
Logan	4	121	30.3	55	0
COLTS	56	2294	41.0	64	0
OPPONENTS	72	3133	43.5	64	0

PUNT RETURNS	NO.	YDS.	AVG.	LG	TD
Logan	28	279	10.0	38	0
Hawkins	17	156	9.2	50	0
Richardson	5	43	8.6	19	0
Moore	2	7	3.5	7	0
Hill	1	0	0.0	0	0
COLTS	53	485	9.2	50	0
OPPONENTS	19	119	6.3	23	0

KICKOFF RETURNS	NO.	YDS.	AVG.	LG	TD
Matte	16	331	20.7	34	0
Mackey	9	271	30.1	41	0
Harris	8	198	24.8	41	0
Logan	8	170	21.3	31	0
Lockett	3	52	17.3	28	0
Gilburg	3	29	9.7	26	0
Hill	2	32	16.0	17	0
Richardson	1	16	16.0	16	0
Parker	1	15	15.0	15	0
Bielski	1	0	0.0	0	0
COLTS	52	1114	21.4	41	0
OPPONENTS	66	1520	23.0	58	0

USUAL STARTERS
PRO BOWLERS IN BOLDFACE

OFFENSE	DEFENSE
WR Raymond Berry	LDE Gino Marchetti
LT Bob Vogel	LDT Jim Colvin
LG Jim Parker	RDT Fred Miller
C Dick Szymanski	RDE Ordell Braase
RG Alex Sandusky	LLB Jack Burkett
RT George Preas	MLB Bill Pellington
TE John Mackey	RLB Don Shinnick
WR Jimmy Orr	LCB Bob Boyd
QB John Unitas	RCB Lenny Lyles
RB Tom Matte	LS Andy Nelson
RB Lenny Moore,	RS Jim Welch
J.W. Lockett	

PASSING	ATT.	COMP.	YDS.	PCT.	AVG./ATT.	TD	TD%	INT.	INT%	LG	SACKED	RATING
Unitas	410	237	3481	57.8	8.49	20	4.9	12	2.9	641	42/298	90.0
Cuozzo	17	10	104	58.8	6.12	0	0.0	0	0.0	191	2/11	76.6
Matte	5	1	20	20.0	4.00	0	0.0	0	0.0	201	0/0	43.8
McHan	1	0	0	0.0	0.00	0	0.0	0	0.0	01	0/0	39.6
COLTS	433	248	3605	57.4	8.33	20	4.6	12	2.8	641	44/309	88.4
OPPONENTS	348	181	2589	52.0	7.44	19	5.5	15	4.3	771	45/347	76.7

1964

RECORD: 12-2 COACH: DON SHULA

FIRST – WESTERN CONFERENCE

HOME: 7-1 CONF: 10-2

AWAY: 5-1 NCONF: 2-0

DATE	RESULTS	OPPONENT	ATTENDANCE
9/13	L 24-34	@ Minnesota	35,563
9/20	W 21-20	@ Green Bay	42,327
9/27	W 52-0	CHICAGO	56,537
10/4	W 35-20	LOS ANGELES RAMS	56,537
10/12	W 47-27	ST. LOUIS	60,213
10/18	W 24-21	GREEN BAY	60,213
10/25	W 34-0	@ Detroit	57,814
11/1	W 37-7	SAN FRANCISCO	60,213
11/8	W 40-24	@ Chicago	47,891
11/15	W 17-14	MINNESOTA	60,213
11/22	W 24-7	@ Los Angeles Rams	72,137
11/29	W 14-3	@ San Francisco	33,642
12/6	L 14-31	DETROIT	60,213
12/13	W 45-17	WASHINGTON	60,213
12/27	L 0-27	@ Cleveland	79,544

SCORING	TDR	TDP	TDR/T	PAT	FG	S	TP
Moore	16	3	1				120
Michaels				53-54	17-35		104
Orr		6					36
Berry		6					36
Hill	5	1					36
Lorick	4						24
Looney	1	1					12
Unitas	2						12
Mackey		2					12
Wilson		1					6
Matte	1						6
Logan			1				6
Stonebreaker			1				6
Hawkins		1					6
Petties		1					6

INTERCEPTIONS	NO.	YDS.	AVG.	LG	TD
Boyd	9	185	20.6	47	0
Logan	6	91	15.2	30	1
Shinnick	3	10	3.3	9	0
Lyles	2	40	20.0	23	0
Pellington	2	20	10.0	13	0
Harris	1	20	20.0	20	0
COLTS	23	366	15.9	47	1
OPPONENTS	9	119	13.2	36	0

PUNTING	NO.	YDS.	AVG.	LG	BLK.
Looney	32	1358	42.4	64	0
Gilburg	27	1106	41.0	58	0
COLTS	59	2464	41.8	64	0
OPPONENTS	73	3212	44.0	68	0

TEAM STATISTICS	COLTS	OPP
TOTAL FIRST DOWNS	245	242
Rushing	100	93
Passing	129	121
Penalty	16	28
TOTAL NET YARDS	4779	3930
Avg. Per Game	341.4	280.7
Total Plays	840	864
Avg. Per Play	5.7	4.6
NET YARDS RUSHING	2007	1798
Avg. Per Game	143.4	128.4
Total Rushes	456	422
NET YARDS PASSING	2772	2132
Avg. Per Game	198.0	152.3
Tackled/Yards Lost	39/273	57/489
Gross Yards	3045	2621
Att./Completions	345/176	385/217
Completion Pct.	51.0	56.4
Had Intercepted	9	23
PUNTS/AVERAGE	59/41.8	73/44.0
PENALTIES/YARDS	74/785	59/641
FUMBLES/BALL LOST	31/10	28/18
TOUCHDOWNS	54	28
Rushing	29	13
Passing	22	14
Defense/Kicking	2/1	0/1

COLTS	29	22	3	53-54	17-35	0	428
OPPONENTS	13	14	1	27-28	10-24	0	225

RUSHING	NO.	YDS.	AVG.	LG	TD
Moore	157	584	3.7	32t	16
Lorick	100	513	5.1	60	4
Hill	88	384	4.4	50	5
Matte	42	215	5.1	80t	1
Unitas	37	162	4.4	20	2
Looney	23	127	5.5	58t	1
Boyd	1	25	25.0	25	0
Mackey	1	-1	-1.0	-1	0
Cuzzo	7	-2	-0.3	10	0

PUNT RETURNS	NO.	FC	YDS.	AVG.	LG	TD
Harris	17	5	214	12.6	39	0
Hawkins	16	4	122	7.6	30	0
Logan	13	0	111	8.5	22	0
Haymond	1	1	6	6.0	6	0
Davis	1	0	0	0.0	0	0
COLTS	48	10	453	9.4	39	0
OPPONENTS	25	-	175	7.0	65t	1

COLTS	456	2007	4.4	80t	29
OPPONENTS	422	1798	4.3	51t	13

RECEIVING	NO.	YDS.	AVG.	LG	TD
Berry	43	663	15.4	46	6
Orr	40	867	21.7	69	6
Mackey	22	406	18.5	62	2
Moore	21	472	22.5	74t	3
Hill	14	113	8.1	27t	1
Lorick	11	164	14.9	59	0
Matte	10	169	16.9	30	0
Wilson	7	86	12.3	20	1
Richardson	3	42	14.0	16	0
Hawkins	2	42	21.0	27t	1
Petties	2	20	10.0	15t	1
Looney	1	1	0.0	1t	1
COLTS	176	3045	17.3	74t	22
OPPONENTS	217	2621	12.1	63t	14

KICKOFF RETURNS	NO.	YDS.	AVG.	LG	TD
Looney	14	345	24.6	42	0
Lorick	13	385	29.6	71	0
Hill	4	85	21.3	26	0
Matte	3	71	23.7	34	0
Gilburg	1	19	19.0	19	0
Davis	1	12	12.0	12	0
Petties	1	9	9.0	9	0
Haymond	1	0	0.0	0	0
Boyd	1	0	0.0	0	0
COLTS	39	926	23.7	71	0
OPPONENTS	70	1490	21.3	56	0

USUAL STARTERS PRO BOWLERS IN BOLDFACE

OFFENSE	DEFENSE
WR Raymond Berry	LDE Gino Marchetti
LT Bob Vogel	LDT Fred Miller
LG Jim Parker	RDT Billy Ray Smith
C Dick Szymanski	RDE Ordele Braase
RG Alex Sandusky	LLB Steve Stonebreaker
RT George Preas	MLB Bill Pellington
TE John Mackey	RLB Don Shinnick
WR Jimmy Orr	LCB Bob Boyd
QB John Unitas	RCB Lenny Lyles
RB Lenny Moore	LS Jerry Logan
RB Jerry Hill,	RS Jim Welch
Tony Lorick	

PASSING	ATT.	COMP.	YDS.	PCT.	AVG./ATT.	TD	TD%	INT	INT%	LG	SACKED	RATING
Unitas	305	158	2824	51.8	9.26	19	6.2	6	2.0	74t	37/254	96.4
Cuzzo	36	15	163	41.7	4.53	2	5.6	3	8.3	22t	2/19	39.5
Matte	4	3	58	75.0	14.50	1	25.0	0	0.0	22t	0/0	156.3
COLTS	345	176	3045	51.0	8.83	22	6.4	9	2.6	74t	39/273	91.8
OPPONENTS	385	217	2621	56.4	6.81	14	3.6	23	5.9	63t	57/489	64.6

ADMINISTRATION
 COACHING STAFF
 FOOTBALL OPERATIONS
 BUSINESS OPERATIONS
 PLAYERS
 2014 SEASON IN REVIEW
 COLTS HISTORY
 RECORDS
 COLTS IN THE COMMUNITY



1965

RECORD: 10-3-1 COACH: DON SHULA

TIED FIRST – WESTERN CONFERENCE

HOME: 5-2 CONF: 8-3-1

AWAY: 5-1-1 NCONF: 2-0

DATE	RESULTS	OPPONENT	ATTENDANCE	SCORING	TDR	TDP	TDR/T	PAT	FG	S	TP	INTERCEPTIONS	NO.	YDS.	AVG.	LG	TD	
9/19	W 35-16	MINNESOTA	56,562	Michaels				48-48	17-28	1	101	Boyd	9	78	8.7	24	1	
9/26	L 17-20	Green Bay @ Milw.	48,130	Orr	10						60	Harris	3	77	25.7	36	0	
10/3	W 27-24	SAN FRANCISCO	58,609	Moore	5	3					48	Haymond	3	47	15.7	30t	1	
10/10	W 31-7	DETROIT	60,238	Berry	7						42	Logan	2	74	37.0	38t	2	
10/17	W 38-7	@ Washington	50,405	Mackey	7						42	Lyles	1	28	28.0	28	0	
10/24	W 35-20	LOS ANGELES RAMS	60,238	Hill	5						30	Gaubatz	1	5	5.0	5	0	
10/31	W 34-28	@ San Francisco	45,827	Lorick	1	2					18	Smith	1	5	5.0	5	0	
11/7	W 26-21	@ Chicago	45,656	Logan			2				12	Shinnick	1	4	4.0	4	0	
11/14	W 41-21	@ Minnesota	47,426	Boyd			1				6	Stonebreaker	1	0	0.0	0	0	
11/21	W 34-24	PHILADELPHIA	60,238	Haymond			1				6	COLTS	22	318	14.5	38t	4	
11/25	T 24-24	@ Detroit	55,036	Matte	1						6	OPPONENTS	17	341	20.1	87	1	
12/5	L 0-13	CHICAGO	60,238	Unitas	1						6	PUNTING	NO.	YDS.	AVG.	LG	BLK.	
12/12	L 27-42	GREEN BAY	60,238	Richardson			1				6	Gilburg	54	2139	39.6	66	0	
12/18	W 20-17	@ Los Angeles Rams	46,636	Hawkins			1				6	Brown	2	80	40.0	49	0	
12/26	L 10-13 OT	@ Green Bay	50,484	COLTS	13	31	4	48-48	17-28	1	389	COLTS	56	2219	39.6	66	0	
1/9	W 35-3	Dallas (@ Miami) (Playoff Bowl)	65,569	OPPONENTS	11	22	2	35-35	13-23	0	284	OPPONENTS	71	3119	43.9	65	0	
TEAM STATISTICS				RUSHING	NO.	YDS.	AVG.	LG	TD									
TOTAL FIRST DOWNS				Hill	147	516	3.5	20	5	PUNT RETURNS								
Rushing				Moore	133	464	3.5	28t	5	Haymond 41 9 403 9.8 55 0								
Passing				Lorick	63	296	4.7	38	1	Hawkins 4 2 18 4.5 11 0								
Penalty				Matte	69	235	3.4	20	1	COLTS 45 11 421 9.4 55 0								
TOTAL NET YARDS				Unitas	17	68	4.0	18t	1	OPPONENTS 26 - 198 7.6 44 0								
Avg. Per Game				Cuozzo	6	8	1.3	10	0	KICKOFF								
Total Plays				Mackey	1	7	7.0	7	0	RETURNS								
Avg. Per Play				Curtis	6	1	0.2	4	0	Haymond 20 614 30.7 53 0								
NET YARDS RUSHING				Felts	2	0	0.0	2	0	Felts 10 193 19.3 36 0								
Avg. Per Game				Brown	1	-2	-2.0	-2	0	Lorick 9 211 23.4 30 0								
Total Rushes				COLTS	445	1593	3.6	38	13	Matte 8 211 26.4 46 0								
NET YARDS PASSING				OPPONENTS	410	1483	3.6	62t	11	Curtis 2 10 5.0 10 0								
Avg. Per Game				RECEIVING	NO.	YDS.	AVG.	LG	TD	Hawkins 2 0 0.0 0 0								
Tackled/Yards Lost				Berry	58	739	12.7	40	7	Hill 1 3 3.0 3 0								
Gross Yards				Orr	45	847	18.8	57	10	COLTS 52 1242 23.9 53 0								
Att./Completions				Mackey	40	814	20.4	68t	7	OPPONENTS 63 1346 21.4 101t 1								
Completion Pct.				Moore	27	414	15.3	52t	3	USUAL STARTERS								
Had Intercepted				Hill	20	112	5.6	20	0	PRO BOWLERS IN BOLDFACE								
PUNTS/AVERAGE				Lorick	15	184	12.3	49t	2	OFFENSE								
PENALTIES/YARDS				Matte	12	131	10.9	15	0	WR Raymond Berry LDE Lou Michaels								
FUMBLES/BALL LOST				Hawkins	2	32	16.0	27	1	LT Bob Vogel LDT Fred Miller								
TOUCHDOWNS				Wilson	1	38	38.0	38	0	LG Jim Parker RDT Billy Ray Smith								
Rushing				Richardson	1	14	14.0	14t	1	C Dick Szymanski, RDE Ordele Braase								
Passing				Curtis	1	5	5.0	5	0	RG Alex Sandusky LLL Steve Stonebreaker								
Defense/Kicking				COLTS	222	3330	15.0	68t	31	RT George Preas MLB Dennis Gaubatz								
SCORE BY PERIODS				OPPONENTS	213	2903	13.6	65t	22	TE John Mackey LCB Bob Boyd								
COLTS				64	140	69	116	389	WR Jimmy Orr RCB Lenny Lyles									
OPPONENTS				55	93	78	58	284	QB John Unitas LS Jerry Logan									
									RB Lenny Moore RS Wendell Harris									
									RB Jerry Hill									

PASSING	ATT.	COMP.	YDS.	PCT.	AVG./ATT.	TD	TD%	INT.	INT%	LG	SACKED	RATING
Unitas	282	164	2530	58.2	8.97	23	8.2	12	4.3	61t	29/221	97.4
Cuozzo	105	54	700	51.4	6.67	7	6.7	4	3.8	44t	10/73	79.1
Matte	7	1	19	14.3	2.71	0	0.0	1	14.3	19t	1/7	0.0
Brown	5	3	81	60.0	16.20	1	20.0	0	0.0	68t	3/24	143.8
COLTS	399	222	3330	55.6	8.35	31	7.8	17	4.3	68t	43/325	91.4
OPPONENTS	400	213	2903	53.3	7.27	22	5.5	22	5.5	65t	39/341	72.1

1966

RECORD: 9-5 COACH: DON SHULA
SECOND – WESTERN CONFERENCE
HOME: 5-2 CONF: 7-5
AWAY: 4-3 NCONF: 2-0

DATE	RESULTS	OPPONENT	ATTENDANCE
9/10	L 3-24	Green Bay @ Milw.	48,650
9/18	W 38-23	@ Minnesota	47,426
9/25	W 36-14	SAN FRANCISCO	56,715
10/9	L 17-27	@ Chicago	47,452
10/16	W 45-14	DETROIT	60,238
10/23	W 20-17	MINNESOTA	60,238
10/30	W 17-3	@ Los Angeles Rams	57,898
11/6	W 37-10	WASHINGTON	60,238
11/13	W 19-7	@ Atlanta	58,850
11/20	L 14-20	@ Detroit	52,383
11/27	L 7-23	LOS ANGELES RAMS	60,238
12/4	W 21-16	CHICAGO	60,238
12/10	L 10-14	GREEN BAY	60,238
12/18	W 30-14	@ San Francisco	40,005
1/8	W 20-14	Philadelphia (at Miami) (Playoff Bowl)	58,088

TEAM STATISTICS	COLTS	OPP
TOTAL FIRST DOWNS	237	245
Rushing	82	94
Passing	142	134
Penalty	13	17
TOTAL NET YARDS	4486	4091
Avg. Per Game	320.4	292.2
Total Plays	849	932
Avg. Per Play	5.3	4.4

NET YARDS RUSHING	COLTS	OPP
Avg. Per Game	111.1	123.8
Total Rushes	418	460
NET YARDS PASSING	2930	2358
Avg. Per Game	209.3	168.4
Tackled/Yards Lost	30/242	47/401
Gross Yards	3172	2759
Att./Completions	401/221	425/240
Completion Pct.	55.1	56.5
Had Intercepted	27	22

PUNTS/AVERAGE	COLTS	OPP
PENALTIES/YARDS	64/617	69/704
FUMBLES/BALL LOST	19/12	25/18
TOUCHDOWNS	36	25
Rushing	7	7
Passing	26	14
Defense/Kicking	3/0	4/0

SCORE BY PERIODS	1	2	3	4	TOTAL
COLTS	36	113	61	104	314
OPPONENTS	50	58	60	58	226

SCORING	TDR	TDP	TDRT	PAT	FG	S	TP
Michaels				35-36	21-39		98
Mackey		9					54
Berry		7					42
Moore	3						18
Matte		3					18
Lorick	3						18
Orr		3					18
Wilson		2					12
Richardson		2					12
Curtis			1				6
Boyd			1				6
Unitas	1						6
Haymond			1				6
COLTS	7	26	3	35-36	21-39	0	314
OPPONENTS	7	14	4	25-25	17-33	0	226

RUSHING	NO.	YDS.	AVG.	LG	TD
Lorick	143	524	3.7	41	3
Hill	104	395	3.8	12	0
Matte	86	381	4.4	30	0
Moore	63	209	3.3	18	3
Unitas	20	44	2.2	16	1
Cuzzo	1	9	9.0	9	0
Mackey	1	-6	-6.0	-6	0
COLTS	418	1556	3.7	41	7
OPPONENTS	460	1733	3.8	52t	7

RECEIVING	NO.	YDS.	AVG.	LG	TD
Berry	56	786	14.0	40	7
Mackey	50	829	16.6	89	9
Orr	37	618	16.7	61	3
Matte	23	307	13.4	35	3
Moore	21	260	12.4	36	0
Richardson	14	246	17.6	69	2
Lorick	12	81	6.8	19	0
Hill	5	18	3.6	7	0
Wilson	3	27	9.0	11	2
COLTS	221	3172	14.4	89	26
OPPONENTS	240	2759	12.5	99t	14

INTERCEPTIONS	NO.	YDS.	AVG.	LG	TD
Boyd	6	114	19.0	37	1
Haymond	4	88	22.0	52t	1
Logan	3	13	4.3	13	0
Shinnick	3	4	1.3	4	0
Gaubatz	2	12	6.0	10	0
Davis	1	15	15.0	15	0
Stonebreaker	1	8	8.0	8	0
Brown	1	7	7.0	7	0
Lyles	1	6	6.0	6	0
COLTS	22	267	12.1	52t	2
OPPONENTS	27	438	16.2	55	3

PUNTING	NO.	YDS.	AVG.	LG	BLK.
Lee	49	2233	45.6	64	0
COLTS	49	2233	45.6	64	0
OPPONENTS	71	2882	40.6	62	0

PUNT RETURNS	NO.	FC	YDS.	AVG.	LG	TD
Haymond	40	8	347	8.7	64	0
Davis	2	1	7	3.5	4	0
Logan	1	1	3	3.0	3	0
Matte	1	1	0	0.0	0	0
Allen	1	0	0	0.0	0	0
COLTS	45	11	357	7.9	64	0
OPPONENTS	30	8	130	4.3	24	0

KICKOFF RETURNS	NO.	YDS.	AVG.	LG	TD
Moore	18	453	25.2	54	0
Haymond	10	223	22.3	29	0
Lorick	10	214	21.4	37	0
Curtis	3	64	21.3	34	0
Matte	3	55	18.3	31	0
Allen	3	53	17.7	20	0
Baldwin	2	18	9.0	18	0
Brown	2	14	7.0	11	0
COLTS	51	1094	21.5	54	0
OPPONENTS	63	1320	21.0	40	0

USUAL STARTERS PRO BOWLERS IN BOLDFACE

OFFENSE	DEFENSE
WR Raymond Berry	LDE Lou Michaels
LT Bob Vogel	LDT Billy Ray Smith
LG Dan Sullivan	RDT Fred Miller
C Dick Szymanski	RDE Ordele Braase
RG Alex Sandusky	LLB Jack Burkett
RT Jim Parker	Steve Stonebreaker
TE John Mackey	MLB Dennis Gaubatz
WR Jimmy Orr	RLB Don Shinnick
QB John Unitas	LCB Bob Boyd
RB Lenny Moore	RCB Lenny Lyles
RB Tony Lorick,	LS Jerry Logan
Jerry Hill	RS Alvin Haymond

PASSING	ATT.	COMP.	YDS.	PCT.	AVG./ATT.	TD	TD%	INT.	INT%	LG	SACKED	RATING
Unitas	348	195	2748	56.0	7.90	22	6.3	24	6.9	89t	21/146	74.0
Cuzzo	50	26	424	52.0	8.48	4	8.0	2	4.0	69t	8/82	90.8
Matte	3	0	0	0.0	0.00	0	0.0	1	33.3	0t	0/0	0.0
Moore	0	0	0	0.0	0.00	0	0.0	0	0.0	0t	1/14	0.0
COLTS	401	221	3172	55.1	7.91	26	6.5	27	6.7	89t	30/242	74.5
OPPONENTS	425	240	2759	56.5	6.49	14	3.3	22	5.2	99t	47/401	65.5

ADMINISTRATION
COACHING STAFF
FOOTBALL OPERATIONS
BUSINESS OPERATIONS
PLAYERS
2014 SEASON IN REVIEW
COLTS HISTORY
RECORDS
COLTS IN THE COMMUNITY

1967

RECORD: 11-1-2 COACH: DON SHULA
TIED FIRST – COASTAL DIVISION
HOME: 6-0-1 AWAY: 5-1-1
DIV: 4-1-1 CONF: 7-1-2 NCONF: 4-0

DATE	RESULTS	OPPONENT	ATTENDANCE
9/17	W 38-31	ATLANTA	56,715
9/24	W 38-6	@ Philadelphia	60,755
10/1	W 41-7	SAN FRANCISCO	60,238
10/8	W 24-3	@ Chicago	47,190
10/15	T 24-24	LOS ANGELES RAMS	60,238
10/22	T 20-20	@ Minnesota	47,693
10/29	W 17-13	@ Washington	50,574
11/5	W 13-10	GREEN BAY	60,238
11/12	W 49-7	@ Atlanta	58,850
11/19	W 41-7	DETROIT	60,238
11/26	W 26-9	@ San Francisco	44,815
12/3	W 23-17	DALLAS	60,238
12/10	W 30-10	NEW ORLEANS	60,238
12/17	L 10-34	@ Los Angeles Rams	77,277

TEAM STATISTICS	COLTS	OPP
TOTAL FIRST DOWNS	289	208
Rushing	105	78
Passing	159	116
Penalty	25	14

TOTAL NET YARDS	COLTS	OPP
Avg. Per Game	357.7	274.5
Total Plays	925	818
Avg. Per Play	5.4	4.7

NET YARDS RUSHING	COLTS	OPP
Avg. Per Game	117.5	100.8
Total Rushes	443	387

NET YARDS PASSING	COLTS	OPP
Avg. Per Game	240.2	173.7
Tackled/Yards Lost	25/198	36/246
Gross Yards	3561	2678
Att./Completions	457/265	395/221
Completion Pct.	58.0	55.9
Had Intercepted	17	32

PUNTS/AVERAGE	COLTS	OPP
PENALTIES/YARDS	52/458	82/927
FUMBLES/BALL LOST	13/8	17/8
TOUCHDOWNS	48	21
Rushing	21	5
Passing	22	13
Defense/Kicking	4/1	2/1

SCORE BY PERIODS	1	2	3	4	TOTAL
COLTS	78	122	69	135	394
OPPONENTS	26	50	57	65	198

SCORING	TDR	TDP	TDR/T	PAT	FG	S	TP
Michaels				46-48	20-37	106	72
Matte	9	3					102
Richardson			8				48
Lorick	6						36
Hawkins			4				24
Moore	4						18
Mackey			3				24
Perkins			2				12
Hill	2						12
Boyd			1				6
Orr			1				6
Berry			1				6
Volk			1				6
Logan			1				6
Lyles			1				6
Braase			1				6
COLTS	21	22	5	46-48	20-37	0	394
OPPONENTS	5	13	3	21-21	17-28	0	198

FGS	1-19	20-29	30-39	40-49	50+	TOT.
Michaels	6-7	5-7	3-10	4-9	2-4	20-37
COLTS	6-7	5-7	3-10	4-9	2-4	20-37
OPP.	3-3	3-3	6-9	5-11	0-2	17-28

Michaels:	(16,42)	(37,52)	(30,20,42,40)	(47,X)
	(45,33,44)	(25,41,10)	(48,12,30)	(32,57)
	(33)	(54,29,33)	(10,12,47,26)	(29,53,27)
	(35,21,17)	(37,14)		

OPP.:	(47,48)	(9,35)	(42)	(35)	(47,50,33,47)
	(47,28,11)	(42,35)	(49,42)	(1)	(30,37,50)
	(26,43,33,33)	(17)	(35)	(47,23)	

RUSHING	NO.	YDS.	AVG.	LG	TD
Matte	147	636	4.3	30	9
Lorick	133	436	3.3	22	6
Hill	90	311	3.5	18	2
Moore	42	132	3.1	21	4
Unitas	22	89	4.1	12	0
Ward	5	23	4.6	8	0
Hawkins	2	12	6.0	7	0
Welch	2	6	3.0	4	0
COLTS	443	1645	3.7	30	21
OPPONENTS	387	1411	3.6	27	5

RECEIVING	NO.	YDS.	AVG.	LG	TD
Richardson	63	860	13.7	31	8
Mackey	55	686	12.5	34	3
Matte	35	496	14.2	88	3
Hawkins	27	469	17.4	54	4
Lorick	22	189	8.6	34	0
Hill	19	156	8.2	33	0
Perkins	16	302	18.9	57	2
Moore	13	153	11.8	37	0
Berry	11	167	15.2	40	1
Orr	3	72	24.0	55	1
Alley	1	11	11.0	11	0
COLTS	265	3561	13.4	88	22
OPPONENTS	221	2678	12.1	80	13

INTERCEPTIONS	NO.	YDS.	AVG.	LG	TD
Volk	6	145	24.2	94t	1
Boyd	6	145	24.2	41t	1
Lyles	5	59	11.8	36t	1
Logan	4	22	5.5	11t	0
Shinnick	3	20	6.7	17t	0
Haymond	2	33	16.5	33t	0
Stukes	2	13	6.5	13t	0
Gaubatz	2	10	5.0	5t	0
Curtis	1	6	6.0	6t	0
Porter	1	0	0.0	0t	0
COLTS	32	453	14.2	94t	3
OPPONENTS	17	272	16.0	77t	2

PUNTING	NO.	YDS.	AVG.	LG	BLK.
Lee	49	2075	42.3	68	0
COLTS	49	2075	42.3	68	0
OPPONENTS	69	2718	39.4	62	1

PUNT RETURNS	NO.	FC	YDS.	AVG.	LG	TD
Haymond	26	4	155	6.0	31	0
Volk	11	5	88	8.0	24	0
Logan	5	1	80	16.0	43	1
COLTS	42	10	323	7.7	43	1
OPPONENTS	21	6	144	6.9	40	0

KICKOFF RETURNS	NO.	YDS.	AVG.	LGT	TD
Moore	16	392	24.5	37t	0
Haymond	13	326	25.1	48t	0
Lorick	8	212	26.5	37t	0
Logan	2	17	8.5	10t	0
Stukes	1	19	19.0	19t	0
Matte	1	14	14.0	14t	0
Davis	1	8	8.0	8t	0
COLTS	42	988	23.5	48	0
OPPONENTS	65	1483	22.8	99t	1

USUAL STARTERS PRO BOWLERS IN BOLDFACE

OFFENSE	DEFENSE
WR Raymond Berry	LDE Roy Hilton,
Ray Perkins	Lou Michaels
LT Bob Vogel	LDT Fred Miller
LG Glenn Ressler	RDT Billy Ray Smith
C Dick Szymanski	RDE Ordeil Braase
RG Dan Sullivan	LLB Ron Porter,
RT Sam Ball	Mike Curtis
TE John Mackey	MLB Dennis Gaubatz
WR Willie Richardson	DLB Don Shinnick
QB John Unitas	LCB Bob Boyd
RB Tom Matte	RCB Lenny Lyles
RB Tony Lorick	LS Jerry Logan
	RS Rick Volk

PASSING	ATT.	COMP.	YDS.	PCT.	AVG./ATT.	TD	TD%	INT.	INT%	LG	SACKED	RATING
Unitas	436	255	3428	58.5	7.86	20	4.6	16	3.7	88t	25/198	83.6
Ward	16	9	115	56.3	7.19	2	12.5	1	6.3	21t	0/0	92.4
Matte	5	1	18	20.0	3.60	0	0.0	0	0.0	18t	0/0	42.1
COLTS	457	265	3561	58.0	7.79	22	4.8	17	3.7	88t	25/198	83.4
OPPONENTS	395	221	2678	55.9	6.78	13	3.3	32	8.1	80t	36/246	54.1

1968
WORLD CHAMPIONS
RECORD: 13-1 COACH: DON SHULA
FIRST – COASTAL DIVISION
HOME: 6-1 AWAY: 7-0

DIV: 6-0 CONF: 10-0 NCONF: 3-1

DATE	RESULTS	OPPONENT	ATTENDANCE
9/15	W 27-10	SAN FRANCISCO	56,864
9/23	W 28-20	@ Atlanta	50,428
9/29	W 41-7	@ Pittsburgh	44,480
10/6	W 28-7	CHICAGO	60,238
10/13	W 42-14	@ San Francisco	32,822
10/20	L 20-30	CLEVELAND	60,238
10/27	W 27-10	LOS ANGELES RAMS	60,238
11/2	W 26-0	@ New York Giants	62,973
11/10	W 27-10	@ Detroit	55,170
11/17	W 27-0	ST. LOUIS	60,238
11/24	W 21-9	MINNESOTA	60,238
12/1	W 44-0	ATLANTA	60,238
12/7	W 16-3	@ Green Bay	50,861
12/15	W 28-24	@ Los Angeles Rams	69,397
12/22	W 24-14	MINNESOTA	60,238
12/29	W 34-0	@ Cleveland	80,628
1/12	L 7-16	NEW YORK JETS (at Miami)	75,389

TEAM STATISTICS	COLTS	OPP
TOTAL FIRST DOWNS	258	207
Rushing	110	71
Passing	131	119
Penalty	17	17
TOTAL NET YARDS	4681	3377
Avg. Per Game	334.4	241.2
Total Plays	851	852
Avg. Per Play	5.5	4.0
NET YARDS RUSHING	1809	1339
Avg. Per Game	129.2	95.6
Total Rushes	463	375
NET YARDS PASSING	2872	2038
Avg. Per Game	205.1	145.5
Tackled/Yards Lost	29/222	45/367
Gross Yards	3094	2405
Att./Completions	359/196	432/224
Completion Pct.	54.6	51.9
Had Intercepted	22	29
PUNTS/AVERAGE	49/39.5	78/40.8
PENALTIES/YARDS	75/655	72/799
FUMBLES/BALL LOST	23/12	29/12
TOUCHDOWNS	50	16
Rushing	16	6
Passing	28	9
Defense/Kicking	4/2	1/0

SCORE BY PERIODS	1	2	3	4	TOTAL
COLTS	103	137	62	100	402
OPPONENTS	37	37	20	50	144

SCORING	TDR	TDP	TDR/T	PAT	FG	S	TP
Michaels				48-50	18-28		102
Matte	9	1					60
Richardson		8					48
Orr		6					36
Mackey		5					30
Mitchell		4					24
Pearson		2	2				24
Cole	3						18
Brown	2						12
Hill	1	1					12
Perkins		1					6
Boyd		1					6
Hilton		1					6
Stukes		1					6
Curtis		1					6
Morrall	1						6
COLTS	16	28	6	48-50	18-28	0	402
OPPONENTS	6	9	1	15-16	11-19	0	144

FGS	1-9	20-29	30-39	40-49	50+	TOT.
Michaels	8-9	4-6	6-6	0-5	0-2	18-28
COLTS	8-9	4-6	6-6	0-5	0-2	18-28
OPP.	3-3	3-5	3-4	2-4	0-3	11-19

Michaels: (43.27, 43.32) ((22.19, 4.9) (55) ((17.33) (17) (10.27) (16.37) (13.27, 21) (29) (48, 16, 35, 22) (37, 15, 15, 47) (53) (38) (14, 24, 50) () (30) (47, 11) (19) () (21, 25, 50, 45) ((43, 36, 31) () (45) (24, 30, 25))

RUSHING	NO.	YDS.	AVG.	LG	TD
Matte	183	662	3.6	23	9
Cole	104	418	4.0	21	3
Hill	91	360	4.0	21	1
Brown	39	159	4.1	10	2
Mackey	10	103	10.3	33	0
Pearson	19	78	4.1	13	0
Morrall	11	18	1.6	11	1
Lee	3	12	4.0	21	0
Unitas	3	-1	-0.3	5	0
COLTS	463	1809	3.9	33	16
OPPONENTS	375	1339	3.6	59†	6

RECEIVING	NO.	YDS.	AVG.	LG	TD
Mackey	45	644	14.3	45	5
Richardson	37	698	18.9	79	8
Orr	29	743	25.6	84	6
Matte	25	275	11.0	50	1
Hill	18	161	8.9	19	1
Perkins	15	227	15.1	29	1
Cole	13	75	5.8	18	0
Mitchell	6	117	19.5	41	4
Brown	4	53	13.3	18	0
Pearson	2	70	35.0	61	2
Hawkins	2	31	15.5	18	0
COLTS	196	3094	15.8	84	28
OPPONENTS	224	2405	10.7	71†	9

INTERCEPTIONS	NO.	YDS.	AVG.	LG	TD
Boyd	8	160	20.0	49	1
Volk	6	154	25.7	90	0
Lyles	5	32	6.4	11	0
Logan	3	9	3.0	9	0
Gaubatz	2	15	7.5	13	0
Curtis	2	38	19.0	38	1
Stukes	1	60	60.0	60	1
Hilton	1	13	13.0	13	1
Shinnick	1	2	2.0	2	0
COLTS	29	483	16.7	90	4
OPPONENTS	22	192	8.7	36	1

PUNTING	NO.	YDS.	AVG.	LG	BLK.
Lee	49	1935	39.5	59	1
COLTS	49	1935	39.5	59	1
OPPONENTS	78	3183	40.8	58	0

PUNT RETURNS	NO.	FC	YDS.	AVG.	LG	TD
Volk	25	7	198	7.9	24	0
Brown	16	8	125	7.8	25	0
Logan	1	1	27	27.0	27	0
COLTS	42	16	350	8.3	27	0
OPPONENTS	19	16	62	3.3	14	0

KICKOFF RETURNS	NO.	YDS.	AVG.	LG	TD
Pearson	15	527	35.1	102†	2
Brown	15	298	19.9	29	0
Cole	5	123	24.6	34	0
Matte	1	22	22.0	22	0
Porter	1	19	19.0	19	0
Logan	1	14	14.0	14	0
COLTS	38	1003	26.4	102†	2
OPPONENTS	71	1391	19.6	35	0

USUAL STARTERS
PRO BOWLERS IN BOLDFACE

OFFENSE	DEFENSE
WR Jimmy Orr	LDE Bubba Smith
LT Bob Vogel	LDT Billy Ray Smith
LG Glenn Ressler	RDT Fred Miller
C Bill Curry	RDE Ordeell Braase
RG Dan Sullivan	LLB Mike Curtis
RT Sam Ball	MLB Dennis Gaubatz
TE John Mackey	RLB Don Shinnick
WR Willie Richardson	LCB Bob Boyd
QB Earl Morrall	RCB Lenny Lyles
RB Tom Matte	LS Jerry Logan
RB Jerry Hill	RS Rick Volk

PASSING	ATT.	COMP.	YDS.	PCT.	AVG./ATT.	TD	TD%	INT.	INT%	LG	SACKED	RATING
Morrall	317	182	2909	57.4	9.18	26	8.2	17	5.4	84†	24/180	93.2
Unitas	32	11	139	34.4	4.34	2	6.3	4	12.5	37†	2/15	30.1
Ward	9	3	46	33.3	5.11	0	0.0	1	11.1	22†	3/27	11.6
Matte	1	0	0	0.0	0.00	0	0.0	0	0.0	0†	0/0	39.6
COLTS	359	196	3094	54.6	8.62	28	7.8	22	6.1	84†	29/222	84.0
OPPONENTS	432	224	2405	51.9	5.57	9	2.1	29	6.7	71†	45/367	47.5



1969

RECORD: 8-5-1 COACH: DON SHULA

SECOND - COASTAL DIVISION

HOME: 4-2-1 AWAY: 4-3

DIV: 3-3 CONF: 5-4-1 NCONF: 3-1

ADMINISTRATION

COACHING STAFF

FOOTBALL OPERATIONS

BUSINESS OPERATIONS

PLAYERS

2014 SEASON IN REVIEW

COLTS HISTORY

RECORDS

COLTS IN THE COMMUNITY

DATE	RESULTS	OPPONENT	ATTENDANCE
9/21	L 20-27	LOS ANGELES RAMS	56,864
9/28	L 14-52	@ Minnesota	47,644
10/5	W 21-14	@ Atlanta	57,806
10/13	W 24-20	PHILADELPHIA	56,864
10/19	W 30-10	@ New Orleans	80,636
10/26	L 21-24	SAN FRANCISCO	60,238
11/2	W 41-17	WASHINGTON	60,238
11/9	W 14-6	GREEN BAY	60,238
11/16	L 17-20	@ San Francisco	38,472
11/23	W 24-21	@ Chicago	45,455
11/30	W 13-6	ATLANTA	60,238
12/7	T 17-17	DETROIT	60,238
12/13	L 10-27	@ Dallas	63,191
12/21	W 13-7	@ Los Angeles Rams	73,326

TEAM STATISTICS	COLTS	OPP
TOTAL FIRST DOWNS	255	256
Rushing	99	70
Passing	140	164
Penalty	16	22
TOTAL NET YARDS	4477	4649
Avg. Per Game	319.8	332.1
Total Plays	865	891
Avg. Per Play	5.2	5.2
NET YARDS RUSHING	1490	1400
Avg. Per Game	106.4	100.0
Total Rushes	417	399
NET YARDS PASSING	2987	3249
Avg. Per Game	213.4	232.1
Tackled/Yards Lost	19/156	33/250
Gross Yards	3143	3499
Att./Completions	429/225	459/271
Completion Pct.	52.4	59.0
Had Intercepted	27	15
PUNTS/AVERAGE	57/45.3	69/38.4
PENALTIES/YARDS	62/561	74/848
FUMBLES/BALL LOST	23/12	18/10
TOUCHDOWNS	34	32
Rushing	16	8
Passing	17	20
Defense/Kicking	0/1	4/0

SCORE BY PERIODS	1	2	3	4	TOTAL
COLTS	43	80	80	76	279
OPPONENTS	48	90	76	54	268

SCORING	TDR	TDP	TDRT	PAT	FG	S	TP
Matte	11	2					78
Michaels			33-34	14-31	75		75
Mitchell	3						18
Perkins	3						18
Richardson	3						18
Cole	2	1					18
Orr	2						12
Hill	2						12
Mackey	2						12
Duncan			1				6
Havrllak	1						6
Hinton		1					6
COLTS	16	17	1	33-34	14-31	0	279
OPPONENTS	8	20	4	31-32	15-34	0	268

FGS	1-19	20-29	30-39	40-49	50+	TOT.
Michaels	5-5	3-3	3-9	3-11	0-3	14-31
COLTS	5-5	3-3	3-9	3-11	0-3	14-31
OPP.	6-6	5-5	3-9	1-13	0-1	15-34

Michaels: (15 41) (40) (52) (20,37,32) (33,57,43) (37,46) (49,12) (41) (41) (49,48,17) (38,32,13,40) (12,53) (24,42) (22,36,39,31)
OPP.: (29,41,15) (40) (33,43,44) (24,18) (35,33) (18,47) (34,50) (14,38,45,35) (46,34,44) (41,22,32,22) (30,43,34,41,12) (15,27,46) ()

RUSHING	NO.	YDS.	AVG.	LG	TD
Matte	235	909	3.9	26	11
Cole	73	204	2.8	27	2
Hill	49	143	2.9	14	2
Pearson	24	81	3.4	11	0
Havrllak	5	49	9.8	29	1
Dunn	13	45	3.5	11	0
Perkins	3	36	12.0	18	0
Unitas	11	23	2.1	13	0
Mackey	2	3	1.5	7	0
Conjar	1	0	0.0	0	0
Hinton	1	-3	-3.0	-3	0
COLTS	417	1490	3.6	29	16
OPPONENTS	399	1400	3.5	46	8

RECEIVING	NO.	YDS.	AVG.	LG	TD
Richardson	43	646	15.0	39	3
Matte	43	513	11.9	49	2
Mackey	34	443	13.3	52	2
Perkins	28	391	14.0	47	3
Orr	25	474	19.0	47	2
Hinton	13	269	20.7	46	1
Hill	11	44	4.0	12	0
Mitchell	9	199	22.1	51	3
Cole	9	65	7.2	18	1
Dunn	5	30	6.0	10	0
Pearson	4	64	16.0	37	0
Havrllak	1	5	5.0	5	0
COLTS	225	3143	14.0	52	17
OPPONENTS	271	3499	12.9	83t	20

INTERCEPTIONS	NO.	YDS.	AVG.	LG	TD
Volk	4	36	9.0	23	0
Maxwell	3	37	12.3	22	0
Grant	3	0	0.0	0	0
Austin	2	10	5.0	10	0
Gaubatz	1	11	11.0	11	0
Stukes	1	6	6.0	6	0
Logan	1	6	6.0	6	0
COLTS	15	106	7.1	23	0
OPPONENTS	27	394	14.6	57t	3

PUNTING	NO.	YDS.	AVG.	LG	BLK.
Lee	57	2580	45.3	66	0
COLTS	57	2580	45.3	66	0
OPPONENTS	69	2647	38.4	63	1

PUNT RETURNS	NO.	FC	YDS.	AVG.	LG	TD
Havrllak	13	7	56	4.3	13	0
Volk	10	6	58	5.8	14	0
Logan	8	2	41	5.1	11	0
Pearson	6	0	37	6.2	11	0
COLTS	37	15	192	5.2	14	0
OPPONENTS	35	6	182	5.2	22	0

KICKOFF RETURNS	NO.	YDS.	AVG.	LG	TD
Pearson	31	706	22.8	51	0
Duncan	19	560	29.5	92t	1
Hinton	1	24	24.0	24	0
COLTS	51	1290	25.3	92t	1
OPPONENTS	55	1135	20.6	42	0

USUAL STARTERS PRO BOWLERS IN BOLDFACE

OFFENSE	DEFENSE
WR Jimmy Orr	LDE Bubba Smith
LT Bob Vogel	LDT Billy Ray Smith
LG Glenn Ressler	RDT Fred Miller
C Bill Curry	RDE Roy Hilton
RG Dan Sullivan	LLB Bob Grant
RT Sam Ball	MLB Mike Curtis
TE John Mackey	RLB Ted Hendricks
WR Willie Richardson	LCB Charlie Stukes
QB John Unitas	RCB Tom Maxwell,
RB Tom Matte	Lenny Lyles
RB Jerry Hill,	LS Jerry Logan
Terry Cole	RS Rick Volk

PASSING	ATT.	COMP.	YDS.	PCT.	AVG./ATT.	TD	TD%	INT.	INT%	LG	SACKED	RATING
Unitas	327	178	2342	54.4	7.16	12	3.7	20	6.1	52t	12/93	64.0
Morrall	99	46	755	46.5	7.63	5	5.1	7	7.1	42t	7/63	60.0
Matte	3	1	46	33.3	15.33	0	0.0	0	0.0	46t	0/0	81.9
COLTS	429	225	3143	52.4	7.33	17	4.0	27	6.3	52t	19/156	62.8
OPPONENTS	459	271	3499	59.0	7.62	20	4.4	15	3.3	83t	33/250	80.5

1970

WORLD CHAMPIONS

RECORD: 11-2-1 COACH: DON MCCAFFERTY

FIRST - AFC EASTERN DIVISION

HOME: 5-1-1 AWAY: 6-1

DIV: 6-1-1 CONF: 8-2-1 NCONF: 3-0

DATE	RESULTS	OPPONENT	ATTENDANCE
9/20	W 16-14	@ San Diego	47,782
9/28	L 24-44	KANSAS CITY	53,911
10/4	W 14-6	@ Boston	38,235
10/11	W 24-20	@ Houston	48,050
10/18	W 29-22	@ New York Jets	63,301
10/25	W 27-3	BOSTON	60,240
11/1	W 35-0	MIAMI	60,240
11/9	W 13-10	Green Bay @ Milw.	48,063
11/15	T 17-17	BUFFALO	60,240
11/22	L 17-34	@ Miami	67,699
11/29	W 21-20	CHICAGO	60,240
12/6	W 29-10	PHILADELPHIA	60,240
12/13	W 20-14	@ Buffalo	34,346
12/19	W 35-20	NEW YORK JETS	60,240
12/26	W 17-0	CINCINNATI	51,127
1/3	W 27-17	OAKLAND	56,368
1/17	W 16-13	Dallas (at Miami)	79,204

SCORING	TDR	TDP	TDRT	PAT	FG	S	TP
con...							
Logan			2				12
Hill	2						12
Orr		2					12
Nowatzke	1						6
Perkins		1					6
Grant			1				6
Hendricks			1				6
Gardin			1				6
Duncan			1				6
COLTS	9	23	6	36-38	19-34	0	321
OPPONENTS	6	16	3	25-25	19-35	1	234
FGS	1-19	20-29	30-39	40-49	50+	TOT.	
O'Brien	3-4	6-9	4-9	6-10	0-2	19-34	
COLTS	3-4	6-9	4-9	6-10	0-2	19-34	
OPP.	4-4	8-9	2-5	5-17	0-2	19-37	

INTERCEPTIONS	NO.	YDS.	AVG.	LG	TD
Logan	6	92	15.3	33	2
Curtis, M.	5	50	10.0	18	0
Voik	4	61	15.3	31	0
Stukes	3	52	17.3	47	0
Duncan	2	56	28.0	30	0
Grant	2	39	19.5	27	1
Hendricks	1	31	31.0	31	0
May	1	18	18.0	18	0
Curtis, T.	1	0	0.0	0	0
Maxwell	0	9	9.0	9	0
COLTS	25	408	16.3	47	3
OPPONENTS	22	283	12.9	45	1
PUNTING	NO.	YDS.	AVG.	LG	BLK.
Lee	63	2819	44.7	62	1
COLTS	63	2819	44.7	62	1
OPPONENTS	78	2992	38.4	58	1

TEAM STATISTICS	COLTS	OPP
TOTAL FIRST DOWNS	242	214
Rushing	70	79
Passing	148	120
Penalty	24	15
TOTAL NET YARDS	4134	3845
Avg. Per Game	295.3	274.6
Total Plays	860	883
Avg. Per Play	4.8	4.4
NET YARDS RUSHING	1336	1439
Avg. Per Game	95.4	102.8
Total Rushes	411	390
NET YARDS PASSING	2798	2406
Avg. Per Game	199.9	171.9
Tackled/Yards Lost	33/289	41/374
Gross Yards	3087	2780
Att./Completions	416/219	452/238
Completion Pct.	52.6	52.7
Had Intercepted	22	25
PUNTS/AVERAGE	63/44.7	78/38.4
PENALTIES/YARDS	71/708	101/1032
FUMBLES/BALL LOST	25/14	14/9
TOUCHDOWNS	38	25
Rushing	9	6
Passing	23	16
Defense/Kicking	3/3	2/1

O'Brien:	(11,25,34,28)	(26)	(35)	(43,34,45)	
	(28,18,28,34)	(12,48)	(44)	(30,42,29)	
	(28,37,18)	(38,23,42)	(44)	(45,53,44,47,51)	
	(32,38)	(25)			
OPP.:	(46)	(28,17,48)	(44,13,23,47,25)		
	(48,42,40,27,9)	(41,46,38,42)	(15,46,47)		
	(49)	(20,39,31)	(36,52)	(43,46)	
	(28,45,50,27,43)	(38)	(0)	(25,29)	
RUSHING	NO.	YDS.	AVG.	LG	TD
Bulaich	139	426	3.1	15	3
Nowatzke	73	248	3.4	14	1
Maitland	74	209	2.8	24	1
Havrliak	54	159	2.9	26	0
Hill	36	115	3.2	15	2
Hinton	5	58	11.6	21	2
Jefferson	4	47	11.8	19	0
Matte	12	43	3.6	16	0
Unitas	9	16	1.8	9	0
Morrall	2	6	3.0	5	0
Perkins	2	6	3.0	4	0
Conjar	1	3	3.0	3	0
COLTS	411	1336	3.3	26	9
OPPONENTS	390	1439	3.7	45	6
RECEIVING	NO.	YDS.	AVG.	LG	TD
Hinton	47	733	15.6	40	5
Jefferson	44	749	17.0	55	7
Mackey	28	435	15.5	54	3
Mitchell	20	261	13.1	44	4
Nowatzke	16	93	5.8	17	0
Havrliak	14	141	10.1	33	0
Bulaich	11	123	11.2	20	0
Orr	10	199	19.9	29	2
Perkins	10	194	19.4	41	1
Maitland	9	67	7.4	13	1
Hill	8	62	7.8	13	0
O'Brien	1	28	28.0	28	0
Matte	1	2	2.0	2	0
COLTS	219	3087	14.1	55	23
OPPONENTS	238	2789	11.7	67	16

PUNT RETURNS	NO.	FC	YDS.	AVG.	LG	TD
Gardin	28	20	330	11.8	80t	1
Voik	3	4	15	5.0	6	0
Curtis, T.	3	1	2	0.7	2	0
Logan	2	0	4	2.0	4	0
Havrliak	0	1	0	0.0	0	0
COLTS	36	26	351	9.8	80t	1
OPPONENTS	38	9	365	9.4	77t	1
KICKOFF RETURNS	NO.	YDS.	AVG.	LG	TD	
Duncan	20	707	35.4	99t	1	
Gardin	11	265	24.1	33	0	
Nowatzke	7	93	13.3	21	0	
Havrliak	2	36	18.0	20	0	
Maitland	1	28	28.0	28	0	
Grant	1	21	21.0	21	0	
Jefferson	1	11	11.0	11	0	
Newsome	1	0	0.0	0	0	
Stukes	1	0	0.0	0	0	
COLTS	45	1161	25.8	99t	1	
OPPONENTS	58	1237	21.3	56	0	

USUAL STARTERS PRO BOWLERS IN BOLDFACE

OFFENSE	DEFENSE
WR Eddie Hinton	LDE Bubba Smith
LT Bob Vogel	LDT Billy Ray Smith
LG Glenn Ressler	RDT Fred Miller
C Bill Curry	RDE Roy Hilton
RB John Williams	LLB Bob Grant
RT Dan Sullivan	MLB Mike Curtis
TE John Mackey	LCB Ted Hendricks
WR Roy Jefferson	RCB Charlie Stukes
QB John Unitas	RSB Tom Maxwell
RB Norm Bulaich	LB Jerry Logan
RB Jerry Hill,	RS Rick Volk
Tom Nowatzke	

SCORE BY PERIODS	1	2	3	4	TOTAL
COLTS	60	110	63	88	321
OPPONENTS	61	77	48	48	234

SCORING	TDR	TDP	TDRT	PAT	FG	S	TP
O'Brien			36-38	19-34			93
Jefferson	7						42
Hinton	2	5					42
Mitchell	4						24
Mackey	3						18
Bulaich	3						18
Maitland	1	1					12

PASSING	ATT.	COMP.	YDS.	PCT.	AVG./ATT.	TD	TD%	INT.	INT%	LG	SACKED	RATING
Unitas	321	166	2213	51.7	6.89	14	4.4	18	5.6	55	19/158	65.1
Morrall	93	51	792	54.8	8.52	9	9.7	4	4.3	44	14/131	97.6
Havrliak	2	2	82	100.0	41.00	0	0.0	0	0.0	54	0/0	118.0
COLTS	416	219	3087	52.6	7.28	23	5.5	22	5.3	55	33/289	73.3
OPPONENTS	452	238	2789	52.7	6.17	16	3.5	25	5.5	67	41/374	60.4

ADMINISTRATION
COACHING STAFF
FOOTBALL OPERATIONS
BUSINESS OPERATIONS
PLAYERS
2014 SEASON IN REVIEW
COLTS HISTORY
RECORDS
COLTS IN THE COMMUNITY



1971

RECORD: 10-4 COACH: DON MCCAFFERTY
SECOND - AFC EASTERN DIVISION
HOME: 5-2 AWAY: 5-2
DIV: 6-2 CONF: 8-3 NCONF: 2-1

ADMINISTRATION

STAFF

FOOTBALL OPERATIONS

BUSINESS OPERATIONS

PLAYERS

2014 SEASON IN REVIEW

COLTS HISTORY

RECORDS

COLTS IN THE COMMUNITY

Table with columns: DATE, RESULTS, OPPONENT, ATTENDANCE. Rows include games against New York Jets, Cleveland, New England, Buffalo, etc.

Table with columns: TEAM STATISTICS, COLTS, OPP. Rows include Total First Downs, Rushing, Passing, Penalty, etc.

Table with columns: SCORE BY PERIODS, COLTS, OPPONENTS. Rows show scores by quarter and total.

Table with columns: SCORING, TDR, TDP, TDRT, PAT, FG, S, TP. Rows show player statistics for touchdowns, field goals, etc.

Table with columns: FGS, COLTS, OPPONENTS. Rows show field goal statistics for individual players and teams.

Table with columns: RUSHING, RECEIVING. Rows show rushing and receiving statistics for individual players and teams.

Table with columns: INTERCEPTIONS, NO., YDS., AVG., LG, TD. Rows show interception statistics for individual players and teams.

Table with columns: PUNTING, NO., YDS., AVG., LG, BLK. Rows show punting statistics for individual players and teams.

Table with columns: PUNT RETURNS, NO., FC, YDS., AVG., LG, TD. Rows show punt return statistics for individual players and teams.

Table with columns: KICKOFF RETURNS, NO., YDS., AVG., LG, TD. Rows show kickoff return statistics for individual players and teams.

USUAL STARTERS
PRO BOWLERS IN BOLDFACE

Table with columns: OFFENSE, DEFENSE. Rows list starting players for offense and defense, with pro bowlers in boldface.

Summary table with columns: PASSING, ATT., COMP., YDS., PCT., AVG./ATT., TD, TD%, INT., INT%, LG, SACKED, RATING. Rows show team totals for passing, rushing, and punting.

1972

RECORD: 5-9 COACH: DON MCCAFFERTY (5), JOHN SANDUSKY (9)

THIRD – AFC EASTERN DIVISION

HOME: 2-5 AWAY: 3-4

DIV: 4-4 CONF: 5-6 NCONF: 0-3

DATE	RESULTS	OPPONENT	ATTENDANCE
9/17	L 3-10	ST. LOUIS	53,652
9/24	L 34-44	NEW YORK JETS	56,626
10/1	W 17-0	@ Buffalo	46,206
10/8	L 20-23	SAN DIEGO	55,459
10/15	L 0-21	DALLAS	58,992
10/22	L 20-24	@ New York Jets	62,948
10/29	L 0-23	MIAMI	60,000
11/6	W 24-17	@ New England	60,999
11/12	L 21-24	@ San Francisco	61,214
11/19	W 20-19	@ Cincinnati	49,512
11/26	W 31-0	NEW ENGLAND	54,907
12/3	W 35-7	BUFFALO	55,390
12/10	L 10-24	@ Kansas City	44,175
12/16	L 0-16	@ Miami	80,010

TEAM STATISTICS	COLTS	OPP
TOTAL FIRST DOWNS	251	233
Rushing	97	111
Passing	124	109
Penalty	30	13
TOTAL NET YARDS	4187	4312
Avg. Per Game	299.1	308.0
Total Plays	868	853
Avg. Per Play	4.8	5.1
NET YARDS RUSHING	1894	1989
Avg. Per Game	135.3	142.1
Total Rushes	462	515
NET YARDS PASSING	2293	2323
Avg. Per Game	163.8	165.9
Tackled/Yards Lost	25/210	25/232
Gross Yards	2503	2555
Att./Completion Pct.	361/203	313/178
Completions	53.3	56.9
Had Intercepted	12	23
PUNTS/AVERAGE	57/42.1	71/39.0
PENALTIES/YARDS	58/605	84/826
FUMBLES/BALL LOST	37/22	22/13
TOUCHDOWNS	28	30
Rushing	10	15
Passing	15	15
Defense/Kicking	2/1	0/0

SCORE BY PERIODS	1	2	3	4	TOTAL
COLTS	48	70	58	59	235
OPPONENTS	57	70	47	78	252

SCORING	TDR	TDP	TDRT	PAT	FG	S	TP
O'Brien		2		24-24	13-31		75
Havrilak	2	4					36
McCauley	2	2	1				30
Mitchell, T.	4						24
Nottingham	3						18
Mitchell, L.	1	1					12
Matte		1					6
Bulaich	1						6
Munsey			1				6
Curtis			1				6
Hinton		1					6
Domres	1						6
Schlapak				4-4	0-8		4
COLTS	10	15	3	28-28	13-39	0	235
OPPONENTS	15	15	0	27-30	15-24	0	252

FGS	1-19	20-29	30-39	40-49	50+	TOT.
O'Brien	2-3	6-8	3-8	2-12	0-0	13-31
Shlapak	0-0	0-0	0-0	0-5	0-3	0-8
COLTS	2-3	6-8	3-8	2-17	0-3	13-39
OPP.	1-1	4-4	3-4	5-10	2-5	15-24

O'Brien:	(30,48,47,42,38)	(14,32,28)	(30,43,30,45)								
	(22,20)	(48,48)	(22,41,33,28,44)	(41)	(9,18)						
	0	(31,33,26)	(40,44)	0	(22)	(20)					
Shlapak:	0	0	0	0	0	(54)	(52)	(50)	0	0	(47,47)
	(45,48,46)	0									

OPP.:	(41)	(48,43,14)	(42)	(51,40,27)	(57,39,42)				
	(29)	(24)	(36)	(44)	(40,25)	(48)	(51)	(31,53)	(40,50,35)

RUSHING	NO.	YDS.	AVG.	LG	TD
McCauley	178	675	3.8	36	2
Nottingham	123	466	3.8	25	3
Mitchell, L.	45	215	4.8	14	1
Matte	33	137	4.2	18	0
Domres	30	137	4.6	15	1
Bulaich	27	109	4.0	18	1
Havrilak	12	72	6.0	32	2
Doughty	2	33	16.5	17	0
Unitas	3	15	5.0	8	0
Nowatzke	3	11	3.7	6	0
O'Brien	3	9	3.0	7	0
Mildren	3	8	2.7	5	0
Mitchell, T.	0	7	7.0	7	0
COLTS	462	1894	4.1	36	10
OPPONENTS	515	1989	3.9	32	15

RECEIVING	NO.	YDS.	AVG.	LG	TD
Mitchell, T.	40	494	12.4	34	4
Havrilak	33	571	17.3	62	4
McCauley	30	256	8.5	34	2
Nottingham	25	191	7.6	27	0
Mitchell, L.	18	147	8.2	26	1
Matte	14	182	13.0	43	1
O'Brien	11	263	23.9	43	2
Hinton	11	146	13.3	63	1
Bulaich	9	55	6.1	10	0
Speyrer	8	114	14.3	21	0
Doughty	3	31	10.3	19	0
Mosier	1	53	53.0	53	0
COLTS	203	2503	12.3	63	15
OPPONENTS	178	2555	14.3	83	15

INTERCEPTIONS	NO.	YDS.	AVG.	LG	TD
Stukes	5	23	4.6	11	0
Volk	4	86	21.5	23	0
Curtis	4	74	18.5	33	1
Logan	4	47	11.8	20	0
May	2	43	21.5	37	0
Hendricks	2	13	6.5	13	0
Laird	1	31	31.0	31	0
Hepburn	1	14	14.0	14	0
COLTS	23	331	14.4	37	1
OPPONENTS	12	169	14.1	38	0

PUNTING	NO.	YDS.	AVG.	LG	BLK.
Lee	57	2400	42.1	60	1
COLTS	57	2400	42.1	60	1
OPPONENTS	71	2766	39.0	61	1

PUNT RETURNS	NO.	FC	YDS.	AVG.	LG	TD
Laird	34	11	303	8.9	42	0
Volk	5	7	25	5.0	8	0
Logan	4	1	20	5.0	7	0
COLTS	43	19	348	8.1	42	0
OPPONENTS	29	12	204	7.0	27	0

KICKOFF RETURNS	NO.	YDS.	AVG.	LG	TD
Laird	29	843	29.1	73	0
McCauley	13	377	29.0	93t	1
Nottingham	2	38	19.0	19	0
Bulaich	1	62	62.0	62	0
Mildren	1	1	1.0	1	0
Hendricks	1	0	0.0	0	0
COLTS	47	1321	28.1	93t	1
OPPONENTS	50	1091	21.8	49	0

USUAL STARTERS

PRO BOWLERS IN BOLDFACE

OFFENSE	DEFENSE
WR Jim O'Brien	LDE Billy Newsome
LT Bob Vogel	LDT Fred Miller
LG Glenn Ressler	RDT Jim Bailey
C Bill Curry	RDE Roy Hilton
RG Dan Sullivan	MLB Ted Hendricks
RT Dennis Nelson	MLB Mike Curtis
TE Tom Mitchell	RLB Ray May
WR Sam Havrilak	LCB Charlie Stukes
QB Marty Domres	RCB Lonnie Hepburn
RB Don McCauley	LS Jerry Logan
RB Don Nottingham	RS Rick Volk
	KR Bruce Laird

PASSING	ATT.	COMP.	YDS.	PCT.	AVG./ATT.	TD	TD%	INT.	INT%	LG	SACKED	RATING
Domres	222	115	1392	51.8	6.27	11	5.0	6	2.7	62	11/96	76.6
Unitas	157	88	1111	56.1	7.08	4	2.6	6	3.8	63	14/114	70.8
Havrilak	1	0	0	0.0	0.00	0	0.0	0	0.0	0	0/0	39.6
Mildren	1	0	0	0.0	0.00	0	0.0	0	0.0	0	0/0	39.6
COLTS	381	203	2503	53.3	6.57	15	3.9	12	3.2	63	25/210	73.9
OPPONENTS	313	178	2555	56.9	8.16	15	4.8	23	7.4	83	25/232	68.8

ADMINISTRATION
 COACHING STAFF
 FOOTBALL OPERATIONS
 BUSINESS OPERATIONS
 PLAYERS
 2014 SEASON IN REVIEW
 COLTS HISTORY
 RECORDS
 COLTS IN THE COMMUNITY

1973

RECORD: 4-10 COACH: HOWARD SCHNELLENBERGER
FOURTH – AFC EASTERN DIVISION
HOME: 3-4 AWAY: 1-6
DIV: 2-6 CONF: 2-9 NCONF: 2-1

ADMINISTRATION
 STAFF
 COACHING
 FOOTBALL OPERATIONS
 BUSINESS OPERATIONS
 PLAYERS
 2014 SEASON IN REVIEW
 COLTS HISTORY
 RECORDS
 COLTS IN THE COMMUNITY

DATE	RESULTS	OPPONENT	ATTENDANCE
9/16	L 14-24	@ Cleveland	74,303
9/23	L 10-34	NEW YORK JETS	55,942
9/30	W 14-10	NEW ORLEANS	52,293
10/7	L 16-24	@ New England	57,044
10/14	L 13-31	@ Buffalo	78,875
10/21	W 29-27	@ Detroit	48,058
10/28	L 21-34	OAKLAND	59,008
11/4	L 27-31	HOUSTON	52,707
11/11	L 0-44	@ Miami	60,332
11/18	L 14-22	@ Washington	52,675
11/25	L 17-24	BUFFALO	52,250
12/2	L 17-20	@ New York Jets	61,009
12/9	W 16-3	MIAMI	58,446
12/16	W 18-13	NEW ENGLAND	52,065

TEAM STATISTICS	COLTS	OPP
TOTAL FIRST DOWNS	218	243
Rushing	121	104
Passing	79	123
Penalty	18	16
3rd Down M/A/Pct	82/203/40.4	67/175/38.3
TOTAL NET YARDS	3506	4488
Avg. Per Game	250.4	320.6
Total Plays	868	847
Avg. Per Play	4.0	5.3
NET YARDS RUSHING	2031	2089
Avg. Per Game	145.1	149.2
Total Rushes	536	491
NET YARDS PASSING	1475	2399
Avg. Per Game	105.4	171.4
Tackled/Yards Lost	32/271	25/200
Gross Yards	1746	2599
Att./Completions	300/137	331/199
Completion Pct.	45.7	60.1
Had Intercepted	25	15
PUNTS/AVERAGE	62/38.7	47/37.4
PENALTIES/YARDS	57/483	69/684
FUMBLES/BALL LOST	18/13	35/22
TOUCHDOWNS	26	39
Rushing	9	15
Passing	14	16
Defense/Kicking	1/2	6/2

SCORE BY PERIODS	1	2	3	4	TOTAL
COLTS	45	34	50	97	226
OPPONENTS	53	108	64	116	341

SCORING	TDR	TDP	TDR1	PAT	FG	S	TP
Hunt					22-24	16-28	70
Speyrer	4	1					30
Doughty	4						24
Mitchell, T.	4						24
Domres	2						12
McCauley	2						12
Mitchell, L.	2						12
Olds	2						12
Hendricks		1					6
Nottingham	1						6
Chester		1					6
White		1					6
Andrews		1					6
COLTS	9	14	3	22-24	16-28	0	190
OPPONENTS	15	16	8	38-39	23-33	0	341

FGS	1-19	20-29	30-39	40-49	50+	TOT.
Hunt	6-6	6-8	4-6	0-5	0-3	16-28
COLTS	6-6	6-8	4-6	0-5	0-3	16-28
OPP.	9-10	3-4	8-11	2-5	1-3	23-33

Hunt:	(46,33)	(17)	(27)	(38,27,38)	(19,22)	
	(14,20,29)	0	(22,38,50,36)	0	(52)	
	(49,43,23,27)	(17,50,46)	(19,43)	(16,32)		
OPP.:	(14)	(22,16)	(45,17)	(40,18)	(52)	(13,36,35)
	(27,30)	(47,38)	(13,54,14,38)			
	(35,18,37,42,29)	(36,25)	(30,32,18)	(42,10)	(52,36)	

RUSHING	NO.	YDS.	AVG.	LG	TD
Mitchell, L.	253	963	3.8	36	2
McCauley	144	514	3.6	24	2
Domres	32	126	3.9	14	2
Nottingham	28	118	4.2	20	1
Olds	26	100	3.9	17	2
Doughty	10	96	9.6	30	0
Jones	18	58	3.2	17	0
Ginn	16	47	2.9	8	0
Mildren	2	14	7.0	10	0
Havrilak	2	9	4.5	8	0
Nelson	0	3	0.0	3	0
Chester	1	1	1.0	1	0
Speyrer	1	1	1.0	1	0
Smith	1	-3	-3.0	-3	0
Lee	2	-16	-8.0	0	0
COLTS	536	2031	3.8	36	9
OPPONENTS	491	2089	4.2	78	15

RECEIVING	NO.	YDS.	AVG.	LG	TD
Doughty	25	587	23.5	66	4
Mitchell, T.	25	313	12.5	33	4
McCauley	25	186	7.4	34	0
Chester	18	181	10.1	40	1
Speyrer	17	311	18.3	47	4
Mitchell, L.	17	113	6.7	14	0
Ginn	3	2	0.7	6	0
Nottingham	2	10	5.0	5	0
Olds	2	-4	-2.0	1	0
Smith	1	37	37.0	37	0
Havrilak	1	9	9.0	9	0
Andrews	1	1	1.0	1	1
COLTS	137	1746	12.7	66	14
OPPONENTS	199	2599	13.1	66	16

INTERCEPTIONS	NO.	YDS.	AVG.	LG	TD
White	4	40	10.0	22	1
Hendricks	3	33	11.0	24	0
Kern	2	22	11.0	22	0
Oldham	2	10	5.0	7	0
Curtis	2	9	4.5	9	0
Kacmarek	1	2	2.0	2	0
Volk	1	0	0.0	0	0
COLTS	15	116	7.7	24	1
OPPONENTS	25	336	13.4	45t	4

PUNTING	NO.	YDS.	AVG.	LG	BLK.
Lee	62	2402	38.7	60	2
COLTS	62	2402	38.7	60	2
OPPONENTS	47	1758	37.4	57	1

PUNT RETURNS	NO.	FC	YDS.	AVG.	LG	TD
Laird	15	6	72	4.8	13	0
Volk	7	7	45	6.4	13	0
Kern	2	0	12	6.0	9	0
COLTS	24	13	129	5.4	13	0
OPPONENTS	28	21	280	10.0	54	0

KICKOFF RETURNS	NO.	YDS.	AVG.	LG	TD
Laird	24	547	22.8	51	0
Speyrer	17	496	29.1	101t	1
Ginn	9	198	22.0	29	0
Olds	3	14	4.7	10	0
Volk	2	16	8.0	16	0
White	1	17	17.0	17	0
Nottingham	1	17	17.0	17	0
Andrews	1	13	13.0	13	0
Munsey	1	13	13.0	13	0
McCauley	1	12	12.0	12	0
COLTS	60	1343	22.4	101t	1
OPPONENTS	42	950	22.6	60	0

USUAL STARTERS
PRO BOWLERS IN BOLDFACE

OFFENSE	DEFENSE
WR Cotton Speyrer	LDE Mike Barnes
LT Tom Drougas	LDT Jim Bailey
LG Glenn Ressler	RDT Joe Ehrmann
C Ken Mendenhall	RDE Joe Schmiesing
RT Elmer Collett	LLB Ted Hendricks
RE Dennis Nelson	MLB Mike Curtis
TE Raymond Chester	RLB Stan White
WR Glenn Doughty	LCB Rex Kern
QB Marty Domres	RCB Nelson Munsey
RB Lydell Mitchell	LS Jack Mildren
RB Don McCauley	RS Rick Volk

PASSING	ATT.	COMP.	YDS.	PCT.	AVG./ATT.	TD	TD%	INT.	INT%	LG	SACKED	RATING
Domres	191	93	1153	48.7	6.04	9	4.7	13	6.8	66t	18/145	55.2
Jones	108	43	539	39.8	4.99	4	3.7	12	11.1	51t	14/126	28.8
Speyrer	1	1	54	100.0	54.00	1	100.0	0	0.0	54t	0/0	158.3
COLTS	300	137	1746	45.7	5.82	14	4.7	25	8.3	66t	32/271	45.2
OPPONENTS	331	199	2599	60.1	7.85	16	4.8	15	4.5	66t	25/200	82.1



1974

RECORD: 2-12 COACH: HOWARD SCHNELLENBERGER (3), JOE THOMAS (11)

FITH - AFC EASTERN DIVISION

HOME: 0-7 AWAY: 2-5

DIV: 1-7 CONF: 1-10 NCONF: 1-2

DATE	RESULTS	OPPONENT	ATTENDANCE
9/15	L 0-30	@ Pittsburgh	48,890
9/22	L 13-20	GREEN BAY	41,252
9/29	L 10-30	@ Philadelphia	64,205
10/6	L 3-42	@ New England	59,502
10/13	L 14-27	BUFFALO	42,089
10/20	W 35-20	@ New York Jets	51,745
10/27	L 7-17	@ Miami	65,868
11/3	L 14-24	CINCINNATI	40,037
11/10	L 6-17	DENVER	37,959
11/17	W 17-7	@ Atlanta	41,278
11/24	L 17-27	NEW ENGLAND	38,971
12/1	L 0-6	@ Buffalo	75,325
12/8	L 16-17	MIAMI	43,553
12/15	L 38-45	NEW YORK JETS	38,168

TEAM STATISTICS	COLTS	OPP
TOTAL FIRST DOWNS	244	237
Rushing	110	120
Passing	109	101
Penalty	25	16
3rd Down M/A/Pct	98/222/44.1	87/198/43.9
TOTAL NET YARDS	3843	4126
Avg. Per Game	274.5	294.7
Total Plays	924	849
Avg. Per Play	4.2	4.9
NET YARDS RUSHING	1818	1961
Avg. Per Game	129.9	140.1
Total Rushes	450	516
NET YARDS PASSING	2025	2165
Avg. Per Game	144.6	154.6
Tackled/Yards Lost	49/399	21/183
Gross Yards	2424	2348
Att./Completions	425/221	312/180
Completion Pct.	52.0	57.7
Had Intercepted	24	10
PUNTS/AVERAGE	71/37.1	67/38.4
PENALTIES/YARDS	66/587	75/737
FUMBLES/BALL LOST	28/13	25/14
TOUCHDOWNS	22	40
Rushing	13	20
Passing	9	16
Defense/Kicking	0/0	4/0

SCORE BY PERIODS	1	2	3	4	TOTAL
COLTS	13	56	48	73	190
OPPONENTS	51	142	62	74	329

SCORING	TDR	TDP	TDRT	PAT	FG	S	TP
Linhart			22-22	12-20			58
Mitchell							42
Jones	5	2					24
Olds	1	2					18
Domres	2						12
Doughty		2					12
Chester		1					6
McCauley		1					6
Orduna		1					6
Speyrer		1					6
COLTS	13	9	0	22-22	12-20	0	190
OPPONENTS	20	16	4	38-40	17-27	0	329

FGS	1-19	20-29	30-39	40-49	50+	TOT.
Linhart	0-0	8-8	2-5	2-6	0-1	12-20
COLTS	0-0	8-8	2-5	2-6	0-1	12-20
OPP:	1-1	7-8	7-12	1-5	1-1	17-27
Linhart	0 (37.23.47)	45 (31.27)	42 (37)	37 (37)		
	0 (21.26)	37 (49)	48 (25)	52 (26.40.20)	(26)	
OPP:	(31)	(52.39)	(20.38.42)	(28.29.33.35)	(1)	
	(23.42.33)	(33.40.18)	(37)	(45)	(33.28)	
	(20.31)	(27)	(30.37.43.25)			

RUSHING	NO.	YDS.	AVG.	LG	TD
Mitchell	214	757	3.5	31	5
Olds	129	475	3.7	34	1
Jones	39	279	7.2	39	4
Domres	22	145	6.6	21	2
McCauley	30	90	3.0	15	0
Doughty	7	51	7.3	17	0
Scott	2	12	6.0	9	0
Andrews	5	6	1.2	4	0
Orduna	2	3	1.5	2	1
COLTS	450	1818	4.0	39	13
OPPONENTS	516	1961	3.8	69	20

RECEIVING	NO.	YDS.	AVG.	LG	TD
Mitchell	72	544	7.6	24	2
Chester	37	461	12.5	45	1
Doughty	24	300	12.5	27	2
Carr	21	405	19.3	57	0
Olds	21	153	7.3	18	2
Scott	18	317	17.6	45	0
McCauley	17	112	6.6	14	1
Speyrer	9	110	12.2	27	1
Smith	1	14	14.0	14	0
Orduna	1	8	8.0	8	0
COLTS	221	2424	11.0	57	9
OPPONENTS	180	2348	13.0	77	16

INTERCEPTIONS	NO.	YDS.	AVG.	LG	TD
Curtis	3	24	8.0	11	0
Volk	2	0	0.0	0	0
White	1	40	40.0	40	0
Laird	1	15	15.0	15	0
Dickel	1	5	5.0	5	0
Oldham	1	3	3.0	3	0
Nettles	1	0	0.0	0	0
COLTS	10	87	8.7	40	0
OPPONENTS	24	384	16.0	55	3

PUNTING	NO.	YDS.	AVG.	LG	BLK.
Lee	71	2634	37.1	58	1
COLTS	71	2634	37.1	58	1
OPPONENTS	67	2575	38.4	59	0

PUNT RETURNS	NO.	FC	YDS.	AVG.	LG	TD
Berra	16	2	114	7.1	14	0
Laird	11	0	30	2.7	10	0
Speyrer	8	2	54	6.8	18	0
Scott	3	1	31	10.3	14	0
Rudnick	2	0	23	11.5	12	0
Volk	1	0	1	1.0	1	0
Bertuca	1	0	0	0.0	0	0
COLTS	42	5	253	6.0	18	0
OPPONENTS	46	6	413	9.0	66	0

KICKOFF RETURNS	NO.	YDS.	AVG.	LG	TD
Speyrer	22	539	24.5	44	0
Laird	19	499	26.3	55	0
Berra	13	259	19.9	54	0
Orduna	3	68	22.7	24	0
Scott	3	61	20.3	26	0
Mayo	2	23	11.5	14	0
Andrews	1	18	18.0	18	0
McCauley	1	17	17.0	17	0
Rudnick	1	5	5.0	5	0
Oldham	1	0	0.0	0	0
COLTS	66	1489	22.6	55	0
OPPONENTS	45	903	20.1	38	0

USUAL STARTERS PRO BOWLERS IN BOLDFACE

OFFENSE	DEFENSE
WR Roger Carr	LDE Fred Cook
LT David Taylor	LDT Jim Bailey
LG Glenn Ressler	RDT Joe Ehrmann
C Ken Mendenhall	RDE John Dutton
RG Elmer Collett	LLB Tom MacLeod
RT Dennis Nelson	MLB Mike Curtis
TE Raymond Chester	RLB Stan White
WR Glenn Doughty	LCB Ray Oldham
QB Bert Jones	RCB Nelson Munsey
RB Lydell Mitchell	LS Bruce Laird
RB Bill Olds	RS Rick Volk

PASSING	ATT.	COMP.	YDS.	PCT.	AVG./ATT.	TD	TD%	INT.	INT%	LG	SACKED	RATING
Jones	270	143	1610	53.0	5.96	8	3.0	12	4.4	57	36/328	62.4
Domres	153	77	803	50.3	5.25	0	0.0	12	7.8	44	13/71	33.2
McCauley	2	1	11	50.0	5.50	1	50.0	0	0.0	11	0/0	106.3
COLTS	425	221	2424	52.0	5.70	9	2.1	24	5.6	57	49/399	52.7
OPPONENTS	312	180	2348	57.7	7.53	16	5.1	10	3.2	77	21/183	85.3

RECORDS HISTORY COLTS IN REVIEW 2014 SEASON PLAYERS OPERATIONS BUSINESS FOOTBALL COACHING ADMINISTRATION

COLTS IN THE COMMUNITY

1975

RECORD: 10-4 COACH: TED MARCHIBRODA

FIRST – AFC EASTERN DIVISION

HOME: 5-2 AWAY: 5-2

DIV: 6-2 CONF: 8-3 NCONF: 2-1

ADMINISTRATION

COACHING STAFF

FOOTBALL OPERATIONS

BUSINESS OPERATIONS

PLAYERS

2014 SEASON IN REVIEW

COLTS HISTORY

RECORDS

COLTS IN THE COMMUNITY

DATE	RESULTS	OPPONENT	ATTENDANCE
9/21	W 35-7	@ Chicago	51,678
9/28	L 20-31	OAKLAND	41,023
10/5	L 13-24	@ Los Angeles Rams	62,491
10/12	L 31-38	BUFFALO	45,791
10/19	L 10-21	@ New England	51,417
10/26	W 45-28	@ New York Jets	55,137
11/2	W 21-7	CLEVELAND	37,285
11/9	W 42-35	@ Buffalo	77,320
11/16	W 52-19	NEW YORK JETS	54,006
11/23	W 33-17	@ Miami	61,986
11/30	W 28-14	KANSAS CITY	44,151
12/7	W 21-0	@ New York Giants	49,863
12/14	W10-7 OT	MIAMI	60,548
12/21	W 34-21	NEW ENGLAND	50,801
12/27	L 10-28	@ Pittsburgh	59,053

TEAM STATISTICS		COLTS	OPP
TOTAL FIRST DOWNS		266	242
Rushing		131	101
Passing		114	124
Penalty		21	17
3rd Down M/A/Pct		105/217/48.4	84/199/42.2
TOTAL NET YARDS		4498	4173
Avg. Per Game		321.3	298.1
Total Plays		928	905
Avg. Per Play		4.8	4.6
NET YARDS RUSHING		2217	1821
Avg. Per Game		158.4	130.1
Total Rushes		536	453
NET YARDS PASSING		2281	2352
Avg. Per Game		162.9	168.0
Tackled/Yards Lost		38/325	59/496
Gross Yards		2606	2848
Att./Completions		354/211	393/193
Completion Pct.		59.6	49.1
Had Intercepted		8	29
PUNTS/AVERAGE		86/39.6	83/38.6
PENALTIES/YARDS		80/760	79/700
FUMBLES/BALL LOST		18/10	29/12
TOUCHDOWNS		52	36
Rushing		28	17
Passing		19	17
Defense/Kicking		5/0	1/1

SCORE BY PERIODS	1	2	3	4	OT	TOTAL
COLTS	96	130	72	94	3	395
OPPONENTS	34	97	52	86	0	269

SCORING	TDR	TDP	TDR/T	PAT	FG	S	TP
Mitchell	11	4					90
Linhart				51-52	10-18		81
McCaughey	10	1					66
Doughty			4				24
Olds	2	2					24
Chester			3				18
Jones	3						18
Carr		2					12
Johnson		2					12
Wallace			2				12
Cook			1				6
Domres	1						6
Leaks	1						6
Munsey			1				6
White			1				6
Kennedy		1					6
Laird						1	2
COLTS	28	19	5	51-52	10-18	1	395
OPPONENTS	17	17	2	35-36	6-10	0	269

FGS	1-9	20-29	30-39	40-49	50+	TOT.
Linhart	2-2	0-3	7-10	1-3	0-0	10-18
COLTS	2-2	0-3	7-10	1-3	0-0	10-18
OPP.	0-0	3-3	1-2	2-3	0-2	6-10
Linhart:	0 (26.31,37)	0 (39.19)	34 (36.46)	(37) 0		
OPP.:	0 (29.127)	44 (52) 0	0 (45.36)	(52,28) 0		

RUSHING	NO.	YDS.	AVG.	LG	TD
Mitchell	289	1193	4.1	70	11
Doughty	47	321	6.8	36	3
Jones	94	281	3.0	14	2
Olds	60	196	3.3	18	10
McCaughey	41	175	4.3	17	1
Leaks	4	46	11.5	20	1
Domres	1	5	5.0	5	0
Doughty	1	5	5.0	5	0
COLTS	536	2217	4.1	70	28
OPPONENTS	453	1821	4.0	66	17

RECEIVING	NO.	YDS.	AVG.	LG	TD
Mitchell	60	544	9.1	35t	4
Doughty	39	666	17.1	63	4
Chester	38	457	12.0	32	3
Olds	30	194	6.5	28t	2
Carr	23	517	22.5	90t	2
McCaughey	14	93	6.6	32	1
Johnson	4	115	28.8	68t	2
Kennedy	2	15	7.5	12	1
Leaks	1	5	5.0	5	0
COLTS	211	2606	12.4	90t	19
OPPONENTS	193	2848	14.8	91	17

INTERCEPTIONS	NO.	YDS.	AVG.	LG	TD
White	8	135	16.9	32	1
Wallace	4	126	31.5	42t	2
Mumphord	4	58	14.5	28	0
Laird	3	46	15.3	28	0
Munsey	3	36	12.0	30t	1
Oldham	2	23	11.5	13	0
Cheyunski	2	8	4.0	6	0
McLeod	1	50	50.0	50	0
Cook	1	8	8.0	8	0
Curtis	1	3	3.0	3	0
COLTS	29	493	17.0	50	4
OPPONENTS	8	111	13.9	38	0

PUNTING	NO.	YDS.	AVG.	LG	BLK.
Lee	86	3402	39.6	62	1
COLTS	86	3402	39.6	62	1
OPPONENTS	83	3204	38.6	63	3

PUNT RETURNS	NO.	FC	YDS.	AVG.	LG	TD
Stevens	36	8	396	11.0	53	0
Wallace	6	0	43	7.2	14	0
Johnson	0	4	0	0.0	0	0
Oldham	0	3	0	0.0	0	0
COLTS	42	15	439	10.5	53	0
OPPONENTS	51	5	513	10.1	46	0

KICKOFF RETURNS	NO.	YDS.	AVG.	LG	TD
Laird	31	799	25.8	65	0
Stevens	3	71	23.7	31	0
McCaughey	4	86	21.5	29	0
Johnson	7	134	19.1	30	0
Kennedy	2	36	18.0	19	0
Pratt	4	64	16.0	22	0
Wallace	1	0	0.0	0	0
COLTS	52	1190	22.9	65	0
OPPONENTS	70	1655	23.6	99t	1

**USUAL STARTERS
PRO BOWLERS IN BOLDFACE**

OFFENSE		DEFENSE	
WR Roger Carr	LDE	Fred Cook	
LT David Taylor	LDT	Mike Barnes	
LG Robert Pratt	RDT	Joe Ehrmann	
C Ken Mendenhall	RDE	John Dutton	
RG Elmer Collett	LLB	Tom MacLeod	
RT George Kunz	MLB	Jim Cheyunski	
TE Raymond Chester	RLB	Stan White	
WR Glenn Doughty	LCB	Lloyd Mumphord	
QB Bert Jones	RCB	Nelson Munsey	
RB Lydell Mitchell	LS	Bruce Laird	
RB Bill Olds	RS	Jackie Wallace	

PASSING	ATT.	COMP.	YDS.	PCT.	AVG./ATT.	TD	TD%	INT.	INT%	LG	SACKED	RATING
Jones	344	203	2483	59.0	7.22	18	5.2	8	2.3	90t	38/325	89.1
Domres	10	8	123	80.0	12.30	1	10.0	0	0.0	32t	0/0	151.3
COLTS	354	211	2606	59.6	7.36	19	5.4	8	2.3	90t	38/325	90.9
OPPONENTS	393	193	2848	49.1	7.25	17	4.3	29	7.4	91t	59/496	56.9

1976

RECORD: 11-3 COACH: TED MARCHIBRODA

FIRST – AFC EASTERN DIVISION

HOME: 6-1 AWAY: 5-2

DIV: 7-1 CONF: 11-1 NCONF: 0-2

DATE	RESULTS	OPPONENT	ATTENDANCE
9/12	W 27-13	@ New England	43,512
9/19	W 28-27	CINCINNATI	50,621
9/26	L 27-30	@ Dallas	64,237
10/3	W 42-17	TAMPA BAY	43,105
10/10	W 28-14	MIAMI	60,020
10/17	W 31-13	@ Buffalo	71,009
10/24	W 20-0	@ New York Jets	49,768
11/1	W 38-14	HOUSTON	60,020
11/7	W 37-21	@ San Diego	42,827
11/14	L 14-21	NEW ENGLAND	60,020
11/22	W 17-16	@ Miami	62,104
11/28	W 33-16	NEW YORK JETS	46,938
12/4	L 17-24	@ St. Louis	48,282
12/12	W 58-20	BUFFALO	53,729
12/19	L 14-40	PITTSBURGH	60,020

TEAM STATISTICS		COLTS	OPP
TOTAL FIRST DOWNS		301	229
Rushing		133	83
Passing		144	126
Penalty		24	20
3rd Down M/A/Pct		109/200/54.5	70/184/38.0
TOTAL NET YARDS		5236	4187
Avg. Per Game		374.0	299.1
Total Plays		956	866
Avg. Per Play		5.5	4.8
NET YARDS RUSHING		2303	1844
Avg. Per Game		164.5	131.7
Total Rushes		565	438
NET YARDS PASSING		2933	2343
Avg. Per Game		209.5	167.4
Tackled/Yards Lost		30/288	56/461
Gross Yards		3221	2804
Att./Completions		361/215	372/192
Completion Pct.		59.6	51.6
Had Intercepted		10	15
PUNTS/AVERAGE		59/39.7	79/36.9
NET PUNTING AVG.		34.8	31.1
PENALTIES/YARDS		92/786	89/770
FUMBLES/BALL LOST		25/18	32/21
TOUCHDOWNS		51	29
Rushing		26	11
Passing		24	16
Defense/Kicking		1/0	2/0

SCORE BY PERIODS	1	2	3	4	TOTAL
COLTS	72	175	77	93	417
OPPONENTS	46	84	31	85	246

SCORING	TDR	TDP	TDR/T PAT	FG	S	TP	
Linhart			49-51	20-27	109		
Carr	11				66		
McCauley	9	2			66		
Mitchell	5	3			48		
Leaks	7				42		
Doughty	5				38		
Chester	3				18		
Jones	2				12		
Lee	1				6		
Luca		1			6		
Stevens	1				6		
Troup	1				6		
Fernandes					1	2	
COLTS	26	24	1	49-51	20-27	1	417
OPPONENTS	11	16	2	27-29	15-20	0	246

FGS	1-9	20-29	30-39	40-49	50+	TOT.
Linhart	0-0	9-9	10-11	1-7	0-0	20-27
COLTS	0-0	9-9	10-11	1-7	0-0	20-27
OPP.	1-1	6-6	5-6	2-6	1-1	15-20

Linhart: (28.32) (45) (44,30,24) (32.38) (0) (21)
 (24.35) (45,25) (41,39) (40) (27)
 (34.34,44,41,31,38) (22) (24,22,36)
 OPP.: (31,27,39) (26,51) (37,18,32) (40) (0) (32,44)
 (0) (44) (41) (48,44) (20) (26) (22) (28,34)

RUSHING	NO.	YDS.	AVG.	LG	TD
Mitchell	289	1200	4.2	43	5
Leaks	118	445	3.8	42	7
McCauley	69	227	3.3	16	9
Lee	41	220	5.4	69t	1
Jones	38	214	5.6	17	2
Troup	5	-1	-0.2	6t	1
Doughty	3	7	2.3	3	0
Stevens	1	3	3.0	3	1
Lee	1	-12	-12.0	-12	0
COLTS	565	2303	4.1	69t	26
OPPONENTS	438	1844	4.2	61t	11

RECEIVING	NO.	YDS.	AVG.	LG	TD
Mitchell	60	555	9.3	40t	3
Carr	43	1112	25.9	79t	11
Doughty	40	628	15.7	41	5
McCauley	34	347	10.2	44	2
Chester	24	467	19.5	40	3
Leaks	8	43	5.4	10	0
Scott	3	35	11.7	18	0
Kennedy	1	32	32.0	32	0
Thompson	1	11	11.0	11	0
Lee	1	-9	-9.0	-9	0
COLTS	215	3221	15.0	79t	24
OPPONENTS	192	2804	14.6	67t	16

INTERCEPTIONS	NO.	YDS.	AVG.	LG	TD
Wallace	5	105	21.0	41	0
White	3	26	8.7	15	0
Oldham	2	40	20.0	33	0
Luca	2	7	3.5	7	0
Mumphord	1	22	22.0	22	0
Munsey	1	10	10.0	10	0
Cook	1	1	1.0	1	0
COLTS	15	211	14.1	41	0
OPPONENTS	10	146	14.6	31t	1

PUNTING	NO.	YDS.	AVG.	TB	IN20	LG	BLK.
Lee	59	2342	39.7	3	21	56	0
COLTS	59	2342	39.7	3	21	56	0
OPPONENTS	79	2914	36.9	7	7	60	0

PUNT RETURNS	NO.	FC	YDS.	AVG.	LG	TD
Stevens	39	9	315	7.9	44	0
Lee	1	0	0	0.0	0	0
Wallace	0	3	0	0.0	0	0
Oldham	0	1	0	0.0	0	0
COLTS	40	13	315	7.9	44	0
OPPONENTS	33	5	231	7.0	49	0

KICKOFF RETURNS	NO.	YDS.	AVG.	LG	TD
Stevens	30	710	23.7	83	0
Laird	7	143	20.4	25	0
Kennedy	4	64	16.0	23	0
Wallace	3	61	20.3	23	0
Lee	3	24	8.0	14	0
Pratt	1	21	21.0	21	0
Scott	1	20	20.0	20	0
McCauley	1	17	17.0	17	0
Novak	1	12	12.0	12	0
Huff	1	0	0.0	0	0
COLTS	52	1072	20.6	83	0
OPPONENTS	77	1716	22.3	47	0

USUAL STARTERS			
PRO BOWLERS IN BOLDFACE		DEFENSE	
WR	Roger Carr	LDE	Fred Cook
LT	David Taylor	LDT	Mike Barnes
LG	Robert Pratt	RDT	Joe Ehrmann
C	Ken Mendenhall	RDE	John Dutton
RG	Elmer Collett	LLB	Derrel Luca
RT	George Kunz	MLB	Jim Cheyonski
TE	Raymond Chester	RLB	Stan White
WR	Glenn Doughty	LCB	Lloyd Mumphord
QB	Bert Jones	RCB	Nelson Munsey
RB	Lydell Mitchell		Ray Oldham
RB	Roosevelt Leaks	SS	Bruce Laird
		FS	Jackie Wallace
		K	Toni Linhart

PASSING	ATT.	COMP.	YDS.	PCT.	AVG./ATT.	TD	TD%	INT.	INT%	LG	SACKED	RATING
Jones	343	207	3104	60.4	9.05	24	7.0	9	2.6	79t	29/284	102.5
Troup	18	8	117	44.4	6.50	0	0.0	1	5.6	32t	1/4	43.1
COLTS	361	215	3221	59.6	8.92	24	6.6	10	2.8	79t	30/288	99.5
OPPONENTS	372	192	2804	51.6	7.54	16	4.3	15	4.0	67t	56/461	74.0

ADMINISTRATION
COACHING STAFF
FOOTBALL OPERATIONS
BUSINESS OPERATIONS
PLAYERS
2014 SEASON IN REVIEW
COLTS HISTORY
RECORDS
COLTS IN THE COMMUNITY

1977

RECORD: 10-4 COACH: TED MARCHIBRODA
FIRST – AFC EASTERN DIVISION
HOME: 6-1 AWAY: 4-3
DIV: 6-2 CONF: 9-3 NCONF: 1-1

DATE	RESULTS	OPPONENT	ATTENDANCE
9/18	W 29-14	@ Seattle	58,991
9/25	W 20-12	@ New York Jets	43,439
10/2	W 17-14	BUFFALO	49,247
10/9	W 45-28	MIAMI	57,829
10/16	W 17-6	@ Kansas City	63,076
10/23	L 3-17	@ New England	60,958
10/30	W 31-21	PITTSBURGH	60,763
11/7	W 10-3	WASHINGTON	60,763
11/13	W 31-13	@ Buffalo	39,444
11/20	W 33-12	NEW YORK JETS	52,014
11/27	L 13-27	@ Denver	74,939
12/5	L 6-17	@ Miami	68,977
12/11	L 10-13	DETROIT	45,124
12/18	W 30-24	NEW ENGLAND	60,763
12/24	L31-37 2OT	OAKLAND	60,763

TEAM STATISTICS		COLTS	OPP
TOTAL FIRST DOWNS		269	210
Rushing		111	78
Passing		136	116
Penalty		22	16
3rd Down M/A/Pct		104/221/47.1	72/190/37.9
TOTAL NET YARDS		4588	3988
Avg. Per Game		327.7	284.9
Total Plays		987	852
Avg. Per Play		4.6	4.7
NET YARDS RUSHING		2123	1798
Avg. Per Game		151.6	128.4
Total Rushes		566	423
NET YARDS PASSING		2465	2190
Avg. Per Game		176.1	156.4
Tackled/Yards Lost		26/221	47/359
Gross Yards		2686	2549
Att./Completions		395/224	382/181
Completion Pct.		56.7	47.4
Had Intercepted		12	30
PUNTS/AVERAGE		84/37.4	81/36.2
NET PUNTING AVG.		29.5	31.5
PENALTIES/YARDS		77/620	78/618
FUMBLES/BALL LOST		24/14	27/17
TOUCHDOWNS		35	27
Rushing		17	11
Passing		17	10
Defense/Kicking		1/0	3/3
TIME OF POSSESSION		31:53	28:07

SCORE BY PERIODS	1	2	3	4	TOTAL
COLTS	66	85	85	59	295
OPPONENTS	41	74	33	73	221

SCORING	TDR	TDP	TDR/T	PAT	FG	S	TP
Linhart				32-35	17-26	83	48
McCauley	6	2					83
Mitchell	3	4					42
Doughty		4					24
Leaks	3	1					24
Chester		3					18
Lee	3						18
Jones	2						12
Scott		2					12
Carr	1						6
Pratt			1				6
Nettles						1	2
COLTS	17	17	1	32-35	17-26	1	295
OPPONENTS	11	10	6	24-27	11-21	1	221

FGS	1-9	20-29	30-39	40-49	50+	TOT.
Linhart	0-0	5-8	5-7	7-10	0-1	17-26
COLTS	0-0	5-8	5-7	7-10	0-1	17-26
OPP.	1-2	6-8	2-3	2-7	0-1	11-21

Linhart:	(45,38,42)	(45,44)	(41)	(44)	(40)	(24,29)
	(26,29)	(22,30)	(30,31,52)	(40,43)	(32,27)	(27,31)
	(38,28,45)					
OPP.:	(19)	(25)	(44,35)	(41)	(18)	(40)
	(45,42,26,45)	(24,52,22)	(40)	(27,29,44)		(25,29,37)
	(30)					

RUSHING	NO.	YDS.	AVG.	LG	TD
Mitchell	301	1159	3.9	64t	3
Lee	84	346	4.1	30	3
Leaks	59	237	4.0	39	3
McCauley	83	234	2.8	16	6
Jones	28	146	5.2	22	2
Doughty	2	11	5.5	16	0
Lee	2	2	1.0	0	0
Troup	7	8	1.1	7	0
COLTS	566	2123	3.8	64t	17
OPPONENTS	423	1798	4.3	77t	11

RECEIVING	NO.	YDS.	AVG.	LG	TD
Mitchell	71	620	8.7	38	4
McCauley	51	495	9.7	34t	2
Chester	31	556	17.9	78t	3
Doughty	28	435	15.5	57	4
Scott	18	267	14.8	33	2
Carr	11	199	18.1	45	1
Lee	10	60	6.0	15	0
Leaks	3	39	13.0	26t	1
Thompson, R.	1	15	15.0	15	0
COLTS	224	2686	12.0	78t	17
OPPONENTS	181	2549	14.1	68	10

INTERCEPTIONS	NO.	YDS.	AVG.	LG	TD
Blackwood	10	163	16.3	37	0
White	7	84	12.0	19	0
Laird	3	56	18.7	22	0
Thompson, N.	3	39	13.0	20	0
Munsey	3	25	8.3	14	0
MacLeod	2	37	18.5	33	0
Nettles	1	30	30.0	30	0
Simonini	1	0	0.0	0	0
COLTS	30	434	14.5	37	0
OPPONENTS	12	298	24.8	37t	1

PUNTING	NO.	YDS.	AVG.	TB	IN20	LG	BLK.
Lee	82	3142	38.3	9	19	59	2
COLTS	84	3142	37.4	9	19	59	2
OPPONENTS	81	2933	36.2	3	7	73	0

PUNT RETURNS	NO.	FC	YDS.	AVG.	LG	TD
Stevens	34	6	301	8.9	24	0
Blackwood	7	5	22	3.1	10	0
Oldham	1	3	0	0.0	0	0
COLTS	42	14	323	7.7	24	0
OPPONENTS	44	5	481	10.9	73t	1

KICKOFF RETURNS	NO.	YDS.	AVG.	LG	TD
Laird	24	541	22.5	35	0
Stevens	11	216	19.6	37	0
McCauley	5	67	13.4	20	0
Blackwood	1	24	24.0	24	0
Huff	1	15	15.0	15	0
Johnson	1	15	15.0	15	0
Griggs	1	12	12.0	12	0
Kennedy	1	9	9.0	9	0
Shiver	1	7	7.0	7	0
Griffin	1	6	6.0	6	0
Doughty	1	0	0.0	0	0
COLTS	48	912	19.0	37	0
OPPONENTS	60	1514	25.2	101t	2

USUAL STARTERS
PRO BOWLERS IN BOLDFACE

OFFENSE	DEFENSE
WR Freddie Scott	LDE Fred Cook
LT David Taylor	LDT Mike Barnes
LG Robert Pratt	RDT Joe Ehrmann
C Ken Mendenhall	RDE John Dutton
RG Ken Huff	LLB Tom MacLeod
RT George Kunz	MLB Ed Simonini
TE Raymond Chester	RLB Stan White
WR Glenn Doughty	LCB Norm Thompson
QB Bert Jones	RCB Nelson Munsey
RB Lydell Mitchell	SS Bruce Laird
RB Roosevelt Leaks	FS Lyle Blackwood
	K Toni Linhart

PASSING	ATT.	COMP.	YDS.	PCT.	AVG./ATT.	TD	TD%	INT.	INT%	LG	SACKED	RATING
Jones	393	224	2686	57.0	6.83	17	4.3	11	2.8	78t	26/221	80.8
Troup	2	0	0	0.0	0.00	0	0.0	1	50.0	0t	0/0	0.0
COLTS	395	224	2686	56.7	6.80	17	4.3	12	3.0	78t	26/221	79.4
OPPONENTS	382	181	2549	47.4	6.67	10	2.6	30	7.9	68t	47/359	45.4

1978

RECORD: 5-11 COACH: TED MARCHIBRODA

FIFTH – AFC EASTERN DIVISION

HOME: 2-6 AWAY: 3-5

DIV: 1-7 CONF: 3-9 NCONF: 2-2

DATE	RESULTS	OPPONENT	ATTENDANCE
9/4	L 0-38	@ Dallas	65,053
9/10	L 0-42	MIAMI	47,730
9/18	W 34-27	@ New England	57,284
9/24	L 17-24	@ Buffalo	55,270
10/1	L 14-17	PHILADELPHIA	50,314
10/8	W 30-17	@ St. Louis	47,479
10/15	L 10-33	NEW YORK JETS	48,136
10/22	W 7-6	DENVER	58,857
10/29	L 8-26	@ Miami	53,524
11/6	W 21-17	WASHINGTON	60,762
11/12	W 17-14	@ Seattle	61,905
11/19	L 24-45	CLEVELAND	49,570
11/26	L 14-35	NEW ENGLAND	49,404
12/3	L 16-24	@ New York Jets	50,248
12/9	L 13-35	@ Pittsburgh	41,597
12/17	L 14-21	BUFFALO	40,420

TOTAL STATISTICS	COLTS	OPP
TOTAL FIRST DOWNS	249	291
Rushing	95	153
Passing	124	119
Penalty	30	19
3rd Down M/A/Pct	74/203/36.5	119/241/49.4
Avg. Per Game	256.7	369.4
Total Plays	964	1049
Avg. Per Play	4.3	5.6
NET YARDS RUSHING	2044	3010
Avg. Per Game	127.8	188.1
Total Rushes	532	662
NET YARDS PASSING	2063	2901
Avg. Per Game	129.1	181.3
Tackled/Yards Lost	49/480	30/224
Gross Yards	2543	3125
Att./Completions	383/202	357/191
Completion Pct.	52.7	53.5
Had Intercepted	30	17
PUNTS/AVERAGE	94/37.4	80/35.7
NET PUNTING AVG.	30.6	31.6
PENALTIES/YARDS	90/771	114/1006
FUMBLES/BALL LOST	38/17	36/20
TOUCHDOWNS	31	54
Rushing	9	21
Passing	17	29
Defense/Kicking	4/1	3/1
TIME OF POSSESSION	28:32	31:28

SCORE BY PERIODS	1	2	3	4	TOTAL
COLTS	31	96	42	70	239
OPPONENTS	90	155	70	106	421

SCORING	TDR	TDP	TDRT	PAT	FG	S	TP
Linhart				27-31	8-17		51
Carr	6						36
McCauley	5						30
Leaks	2	2					24
Doughty	3						18
McCall	1	1					12
Washington	1	1					12
Alston	2						12
Blackwood		2					12
Lee	1	1					12
Troup							6
Luca			1				6
Stani		1					6
Burke						1	2
COLTS	9	17	5	27-31	8-17	1	239
OPPONENTS	21	29	4	53-54	14-24	1	421

FGS	1-9	20-29	30-39	40-49	50+	TOT.
Linhart	0-0	5-5	2-7	1-5	0-0	8-17
COLTS	0-0	5-5	2-7	1-5	0-0	8-17
OPP.	1-2	7-8	3-5	3-7	0-2	14-24

Linhart	(37) (0) (21) (46) (43,35) (27) (0) (44,38,30) (22,49) (23) (31) (30,22,41) (0) (36)
OPP.:	(18,45,48) (0) (41,21) (46,26) (26) (23,52,19,30,26) (43,33,26,27) (32) (44) (53) (45) (31) (32,22) (0)

RUSHING	NO.	YDS.	AVG.	LG	TD
Washington	240	956	4.0	29	0
Lee	81	374	4.6	24	1
Leaks	83	266	3.2	11	2
Hardeman	48	244	5.1	46	0
McCauley	44	107	2.4	10	5
Jones	9	38	4.2	14	0
Kirkland	8	35	4.4	18	0
Troup	18	25	1.4	10	1
Doughty	1	-1	-1.0	-1	0
COLTS	532	2044	3.8	46	9
OPPONENTS	662	3010	4.5	63	21

RECEIVING	NO.	YDS.	AVG.	LG	TD
Washington	45	377	8.4	33	1
McCauley	34	296	8.7	21	0
Carr	30	629	21.0	78t	6
Doughty	25	390	15.6	46	3
Alston	18	210	11.7	23t	2
Lee	13	109	8.4	24	1
McCall	11	160	14.5	34	1
Hardeman	10	88	8.8	19	0
Leaks	9	111	12.3	27	2
Stani	6	151	25.2	49	1
Johnson	1	22	22.0	22	0
COLTS	202	2543	12.6	78t	17
OPPONENTS	191	3125	16.4	91t	29

INTERCEPTIONS	NO.	YDS.	AVG.	LG	TD
Thompson	6	52	8.7	31	0
Blackwood	4	146	36.5	79t	2
Simonini	2	4	2.0	3	0
Mumphord	2	20	10.0	19	0
Luca	1	15	15.0	15	0
White	1	12	12.0	12	0
Nettles	1	0	0.0	0	0
COLTS	17	249	14.6	79t	2
OPPONENTS	30	529	17.6	53t	3

PUNTING	NO.	YDS.	AVG.	TB	IN20	LG	BLK.
Lee	92	3513	38.2	9	17	67	2
COLTS	94	3513	37.4	9	17	67	2
OPPONENTS	80	2859	35.7	7	16	79	2

PUNT RETURNS	NO.	FC	YDS.	AVG.	LG	TD
Johnson	25	10	143	5.7	17	0
Washington	7	6	37	5.3	17	0
Burke	1	0	0	0.0	0	0
McCall	1	0	37	37.0	37	0
Blackwood	1	2	2	2.0	2	0
COLTS	35	18	219	6.3	37	0
OPPONENTS	53	10	460	8.7	37	0

KICKOFF	RETURNS	NO.	YDS.	AVG.	LG	TD
Johnson	41	927	22.6	57	0	
Washington	19	499	26.3	90t	1	
McCauley	7	150	21.4	31	0	
Hardeman	3	36	12.0	15	0	
Blackwood	1	18	18.0	18	0	
Morrison	1	6	6.0	6	0	
Burke	1	2	2.0	2	0	
Van Duynne	1	0	0.0	0	0	
O'Dell	0	10	0.0	10	0	
COLTS	74	1648	22.3	90t	1	
OPPONENTS	52	1271	24.4	102t	1	

USUAL STARTERS

OFFENSE	DEFENSE
WR Roger Carr	LDE Fred Cook
LT Wade Griffin	LDT Mike Barnes
LG Robert Pratt	RODT Joe Ehrmann
C Ken Mendenhall	RDE John Dutton
RG Ken Huff	LLB Tom MacLeod
RT Bob Van Duynne	MLB Ed Simonini
TE Mack Alston	SLB Stan White
WR Glenn Doughty	LCB Norm Thompson
QB Bill Troup	RCB Doug Nettles
RB Joe Washington	SS Bruce Laird
RB Roosevelt Leaks	FS Lyle Blackwood

PASSING	ATT.	COMP.	YDS.	PCT.	AVG./ATT.	TD	TD%	INT.	INT%	LG	SACKED	RATING
Troup	296	154	1882	52.0	6.36	10	3.4	21	7.1	67t	32/340	53.6
Kirkland	41	19	211	46.3	5.15	1	2.4	8	19.5	34t	11/78	30.7
Jones	42	27	370	64.3	8.81	4	9.5	1	2.4	78t	6/62	114.2
Washington	4	2	80	50.0	20.00	2	50.0	0	0.0	54t	0/0	135.4
COLTS	383	202	2543	52.7	6.64	17	4.4	30	7.8	78t	49/480	55.9
OPPONENTS	357	191	3125	53.5	8.75	29	8.1	17	4.8	91t	30/224	90.4

RECORDS ADMINISTRATION
COACHING STAFF
FOOTBALL OPERATIONS
BUSINESS OPERATIONS
PLAYERS
2014 SEASON IN REVIEW
COLTS HISTORY
RECORDS
COLTS IN THE COMMUNITY

1979

RECORD: 5-11 COACH: TED MARCHIBRODA
FIFTH – AFC EASTERN DIVISION
HOME: 3-5 AWAY: 2-6
DIV: 3-5 CONF: 4-10 NCONF: 1-1

DATE	RESULTS	OPPONENT	ATTENDANCE	SCORING	TDR	TDP	TDR	PAT	FG	S	TP	INTERCEPTIONS	NO.	YDS.	AVG.	LG	TD		
9/2	L	0-14 @ Kansas City	50,943	Mike-Mayer				28-29	11-20	61	42	Shiver	4	85	21.3	52	0		
9/9	L26-29	OT TAMPA BAY	39,756	Washington	4	3				61	62	Blackwood	4	63	15.8	27	0		
9/16	L	10-13 @ Cleveland	73,889	McCauley	3	3				36	36	Brazier	4	49	12.3	31t	1		
9/23	L	13-17 @ Pittsburgh	49,483	Hardeman	3	1				24	24	Laird	3	101	33.7	68	0		
9/30	L	13-31 BUFFALO	37,927	McCall	4					24	24	Thompson	2	38	19.0	26	0		
10/7	W	10-8 NEW YORK JETS	37,789	Brazier			2			12	12	Nettles	2	30	15.0	30	0		
10/14	L	16-28 HOUSTON	50,990	Doughty		2				12	12	Harrison	2	6	3.0	6	0		
10/21	W	14-13 @ Buffalo	51,599	Linhardt				3-4	3-8	12	12	White	1	11	11.0	11	0		
10/28	W	31-26 NEW ENGLAND	47,042	Siani		2				12	12	Glasgow	1	-1	-1.0	-1	0		
11/4	W	38-28 CINCINNATI	41,299	Alston	1					6	6	COLTS	23	382	16.6	68	1		
11/11	L	0-19 @ Miami	58,226	DeRoo	1					6	6	OPPONENTS	19	321	16.9	57	1		
11/18	L	21-50 @ New England	61,297	Carr	1					6	6	PUNTING	NO.	YDS.	AVG.	TB	IN20	LG	BLK.
11/25	L	24-28 MIAMI	45,862	Jones	1					6	6	Dilts	99	3657	36.9	5	21	53	2
12/2	L	17-30 @ New York Jets	60,372	Leaks	1					6	6	COLTS	101	3657	36.2	5	21	53	2
12/9	L	7-10 KANSAS CITY	37,226	Glasgow			1			6	6	OPPONENTS	95	3798	40.0	11	11	62	1
12/16	W	31-7 @ New York Giants	76,671	COLTS	12	18	3	31-33	14-28	0	271	PUNT RETURNS	NO.	FC	YDS.	AVG.	LG	TD	
				OPPONENTS	15	23	4	37-42	20-28	1	351	Glasgow	44	11	352	8.0	75t	1	

TEAM STATISTICS	COLTS	OPP
TOTAL FIRST DOWNS	291	265
Rushing	97	106
Passing	158	130
Penalty	36	29
3rd Down M/A/Pct	106/257/41.2	84/217/38.7
TOTAL NET YARDS	4846	5074
Avg. Per Game	302.9	317.1
Total Plays	1117	1009
Avg. Per Play	4.3	5.0
NET YARDS RUSHING	1674	2306
Avg. Per Game	104.6	144.1
Total Rushes	515	559
NET YARDS PASSING	3172	2768
Avg. Per Game	198.3	173.0
Tackled/Yards Lost	52/403	39/312
Gross Yards	3575	3080
Att./Completions	550/313	411/203
Completion Pct.	56.9	49.4
Had Intercepted	19	23
PUNTS/AVERAGE	101/36.2	95/40.0
NET PUNTING AVG.	32.3	33.5
PENALTIES/YARDS	137/1239	112/1014
FUMBLES/BALL LOST	36/21	25/16
TOUCHDOWNS	33	42
Rushing	12	15
Passing	18	23
Defense/Kicking	1/2	1/3
TIME OF POSSESSION	30:38	29:22

COLTS	OPPONENTS
1	2
3	4
TOTAL	271
COLTS	111
OPPONENTS	57
128	88
75	75
351	351

COLTS	OPPONENTS
515	1674
3.3	2.6
12	12
OPPONENTS	559
2306	4.1
75	15

RECEIVING	NO.	YDS.	AVG.	LG	TD
Washington	82	750	9.2	43	3
McCauley	55	575	10.5	35	3
McCall	37	536	14.5	36	4
Doughty	35	510	14.6	54	2
Carr	27	400	14.8	37	1
Hardeman	25	115	4.6	14	1
Siani	15	214	14.3	31	2
Leaks	14	119	8.5	15	0
Alston	10	114	11.4	26	1
Burke	6	151	25.2	59	0
DeRoo	4	82	20.5	67	1
Garry	3	9	3.0	12	0
COLTS	313	3575	11.4	67	18
OPPONENTS	203	3080	15.2	74	23

PASSING	ATT.	COMP.	YDS.	PCT.	AVG./ATT.	TD	INT.	INT%	LG	SACKED	RATING	
Laird	457	270	2932	59.1	6.42	15	3.3	15	3.3	67t	42/326	75.3
Jones	92	43	643	46.7	6.99	3	3.3	3	3.3	24t	10/77	67.4
Washington	1	0	0	0.0	0.00	0	0.0	1	100.0	0t	0/0	0.0
COLTS	550	313	3575	56.9	6.50	18	3.3	19	3.5	67t	52/403	73.1
OPPONENTS	411	203	3080	49.4	7.49	23	5.6	23	5.6	74t	39/312	69.8

FCS	1-19	20-29	30-39	40-49	50+	TOT.
Mike-Mayer	0-0	5-7	4-5	2-8	0-0	11-20
Linhardt	0-1	2-3	1-3	0-1	0-0	3-8
COLTS	0-1	7-10	5-8	2-9	0-0	14-28
OPP.	1-1	7-8	6-8	6-10	0-1	20-28

Linhardt:	(37)	(24,49,38)	(26,32,18,28)	(0)	(0)	(0)	(0)	(0)	(0)
Mike-Mayer:	(0)	(0)	(27,24)	(20,47,33)	(41,45)	(35,34)			
	(0)	(37,44)	(41)	(28)	(0)	(42,32)	(20)		
OPP.:	(0)	(31)	(37,51,28)	(25,41)	(41)	(18,31)	(0)		
	(0)	(44,40,37)	(42,39)	(38)	(32,22)	(24,29,42)	(0)		
	(0)	(34,28,27,42,23)	(42,43)	(40)					

RUSHING	NO.	YDS.	AVG.	LG	TD
Washington	242	884	3.7	26	4
Hardeman	109	292	2.7	16	3
McCauley	59	168	2.8	13	3
Leaks	49	145	3.0	17	1
Laird	31	115	3.7	17	0
Garry	13	41	3.2	14	0
Jones	10	40	4.0	25	1
White	1	3	3.0	3	0
Dilts	1	-14	-14.0	-14	0
COLTS	515	1674	3.3	26	12
OPPONENTS	559	2306	4.1	75	15

RECEIVING	NO.	YDS.	AVG.	LG	TD
Washington	82	750	9.2	43	3
McCauley	55	575	10.5	35	3
McCall	37	536	14.5	36	4
Doughty	35	510	14.6	54	2
Carr	27	400	14.8	37	1
Hardeman	25	115	4.6	14	1
Siani	15	214	14.3	31	2
Leaks	14	119	8.5	15	0
Alston	10	114	11.4	26	1
Burke	6	151	25.2	59	0
DeRoo	4	82	20.5	67	1
Garry	3	9	3.0	12	0
COLTS	313	3575	11.4	67	18
OPPONENTS	203	3080	15.2	74	23

PUNT RETURNS	NO.	FC	YDS.	AVG.	LG	TD
Glasgow	44	11	352	8.0	75t	1
Blackwood	4	-1	-1	-0.3	2	0
Thompson	1	0	40	40.0	40	0
COLTS	49	12	391	8.0	75t	1
OPPONENTS	43	24	296	6.9	80t	1

KICKOFF RETURNS	NO.	YDS.	AVG.	LG	TD
Glasgow	50	1126	22.5	58	0
Garry	8	135	16.9	24	0
Laird	3	34	11.3	16	0
Blackwood	3	41	13.7	19	0
McCauley	2	29	14.5	17	0
Hart	1	16	16.0	16	0
Van Duyne	1	12	12.0	12	0
Griffin	1	8	8.0	8	0
Washington	1	1	1.0	1	0
COLTS	70	1402	20.0	58	0
OPPONENTS	57	1067	18.7	43	0

**USUAL STARTERS
PRO BOWLERS IN BOLDFACE**

OFFENSE	DEFENSE
WR Roger Carr	LDE Fred Cook
LT Wade Griffin	LDT Mike Barnes
LG Robert Pratt	RDT Herb Orvis
C Ken Mendenhall	RDE Ron Fernandes
RG Ken Huff	LLB Sanders Shiver
TE Jeff Hart	MLB Ed Simonini
RT Reese McCall	LB Stan White
WR Glenn Doughty	LCB Doug Nettles
QB Greg Landry	RCB Larry Brazier
RB Joe Washington	SS Bruce Laird
RB Don Hardeman	FS Lyle Blackwood

1980

RECORD: 7-9 COACH: MIKE MCCORMACK
FOURTH – AFC EASTERN DIVISION
HOME: 2-6 AWAY: 5-3
DIV: 5-3 CONF: 6-8 NCONF: 1-1

DATE	RESULTS	OPPONENT	ATTENDANCE
9/7	W 17-14	@ New York Jets	54,932
9/14	L 17-20	PITTSBURGH	57,340
9/21	L 16-21	@ Houston	50,815
9/28	W 35-21	NEW YORK JETS	35,533
10/5	W 30-17	@ Miami	55,212
10/12	W 17-12	@ Buffalo	74,853
10/19	L 21-37	NEW ENGLAND	55,346
10/26	L 10-17	ST. LOUIS	36,305
11/2	W 31-24	@ Kansas City	56,112
11/9	L 27-28	CLEVELAND	48,304
11/16	W 10-9	@ Detroit	80,638
11/23	L 21-47	@ New England	61,297
11/30	W 28-24	BUFFALO	39,880
12/7	L 33-34	@ Cincinnati	43,991
12/14	L 14-24	MIAMI	30,564
12/21	L 28-38	KANSAS CITY	29,936

TEAM STATISTICS	COLTS	OPP
TOTAL FIRST DOWNS	327	338
Rushing	128	140
Passing	174	164
Penalty	25	34
3rd Down M/A/Pct	106/223/47.5	100/213/46.9
TOTAL NET YARDS	5206	5546
Avg. Per Game	325.4	346.6
Total Plays	1056	1080
Avg. Per Play	4.9	5.1
NET YARDS RUSHING	2078	2210
Avg. Per Game	129.9	138.1
Total Rushes	527	574
NET YARDS PASSING	3128	3336
Avg. Per Game	195.5	208.5
Tackled/Yards Lost	36/281	30/240
Gross Yards	3409	3576
Att./Completions	493/272	476/260
Completion Pct.	55.2	54.6
Had Intercepted	24	17
PUNTS/AVERAGE	84/38.1	72/39.7
NET PUNTING AVG.	32.7	34.1
PENALTIES/YARDS	104/914	98/775
FUMBLES/BALL LOST	23/13	32/17
TOUCHDOWNS	46	47
Rushing	20	20
Passing	25	21
Defense/Kicking	1/0	4/2
TIME OF POSSESSION	28:29	31:31

COLTS	OPPONENTS
FGS	1-19
Mike-Mayer	0-0
COLTS	0-0
OPP.	0-0

SCORING	TDR	TD	TDRT	PAT	FG	S	TP
Mike-Mayer				43-46	12-23	79	
Dickey	11	2				78	
Carr		5				30	
McCall		5				30	
McCauley	1	4				30	
Washington	1	3				24	
Burke		3				18	
Butler		2				12	
Franklin	2					12	
Jones	2					12	
Sims	2					12	
Landry	1					6	
Siani		1				6	
Shiver			1			6	
COLTS	20	25	1	43-46	12-23	0	355
OPPONENTS	20	21	6	45-47	20-30	0	387

COLTS	OPPONENTS
FGS	1-19
Mike-Mayer	0-0
COLTS	0-0
OPP.	0-0

Mike-Mayer:	(50.46)	(23.46,20)	(30.23,29)	(0)	(45)
(21.35,49)	(35)	(50.35)	(21)	(39)	(43)
(39)	(0)	(41.37)	(43)	(32)	
(32)	(25.29)	(0)	(55.24,48)	(49.20)	
(27.29,37)	(47.30)	(27.47)	(0)		
(38.47,24.46,44)	(22.35)	(35.40,47)			
(32.21)	(34)	(32.39)			

RUSHING	NO.	YDS.	AVG.	LG	TD
Dickey	176	800	4.5	51t	11
Washington	144	502	3.5	17	1
Franklin	83	264	3.2	21	2
Sims	54	186	3.4	13	2
Jones	27	175	6.5	19	2
McCauley	35	133	3.8	12	1
Landry	7	26	3.7	14	1
Carr	1	-8	-8.0	-8	0
COLTS	527	2078	3.9	51t	20
OPPONENTS	574	2210	3.9	27	20

RECEIVING	NO.	YDS.	AVG.	LG	TD
Carr	61	924	15.1	43	5
Washington	51	494	9.7	33	3
Butler	34	574	16.9	42	2
McCauley	34	313	9.2	19	4
Dickey	25	204	8.2	32	2
McCall	18	322	17.9	47	5
Burke	14	185	13.2	19t	3
Franklin	14	112	8.0	16	0
Siani	9	174	19.3	38t	1
Sims	9	64	7.1	13	0
DeRoo	2	34	17.0	18	0
Garry	1	9	9.0	9	0
COLTS	272	3409	12.5	47	25
OPPONENTS	260	3576	13.8	77	21

INTERCEPTIONS	NO.	YDS.	AVG.	LG	TD
Laird	5	71	14.2	18	0
Glasgow	4	65	16.3	29	0
Braziel	2	87	43.5	60	0
Anderson	2	35	17.5	18	0
Shiver	1	34	34.0	34t	1
Woods	1	13	13.0	13	0
Ehrmann	1	5	5.0	5	0
Blackwood	1	0	0.0	0	0
COLTS	17	310	18.2	60	1
OPPONENTS	24	378	15.8	44	1

PUNTING	NO.	YDS.	AVG.	TB	IN20	LG	BLK.
Bragg	82	3203	39.1	5	22	59	2
COLTS	84	3203	38.1	5	22	59	2
OPPONENTS	72	2860	39.7	11	12	66	0

PUNT RETURNS	NO.	FC	YDS.	AVG.	LG	TD
Glasgow	23	15	187	8.1	20	0
Anderson	3	0	1	0.3	1	0
COLTS	26	15	188	7.2	20	0
OPPONENTS	49	13	357	7.3	56	1

KICKOFF RETURNS	NO.	YDS.	AVG.	LG	TD
Glasgow	33	743	22.5	44	0
Anderson	20	386	19.3	35	0
Dickey	4	86	21.5	28	0
Garry	3	55	18.3	24	0
Blackwood	2	41	20.5	25	0
McCauley	1	18	18.0	18	0
LaPointe	1	18	18.0	18	0
Hart	1	17	17.0	17	0
Sims	1	10	10.0	10	0
Footle	1	9	9.0	9	0
COLTS	67	1383	20.6	44	0
OPPONENTS	54	1062	19.7	98t	1

USUAL STARTERS

OFFENSE	DEFENSE
WR Roger Carr	LDE Fred Cook
LT Wade Griffin	LDT Mike Barnes
LG Robert Pratt	RDE Herb Orvis
C Ken Mendenhall	RDT Mike Ozdowski
RG Ken Huff	MLB Ed Simonini
RT Jeff Hart	MLB Ed Simonini
TE Reese McCall	RLB Mike Woods
WR Ray Butler	LCB Derrick Hatchett
QB Bert Jones	RCB Larry Braziel
RB Joe Washington	SS Bruce Laird
RB Cleveland Franklin	FS Nesby Glasgow

PASSING	ATT.	COMP.	YDS.	PCT.	AVG./ATT.	TD	TD%	INT.	INT%	LG	SACKED	RATING
Jones	446	248	3134	55.6	7.03	23	5.2	21	4.7	47	34/262	75.5
Landry	47	24	275	51.1	5.85	2	4.3	3	6.4	32	2/19	56.1
COLTS	493	272	3409	55.2	6.91	25	5.1	24	4.9	47	36/281	73.5
OPPONENTS	476	260	3576	54.6	7.51	21	4.4	17	3.6	77	30/240	78.9

RECORDS
 COLTS IN THE COMMUNITY
 2014 SEASON IN REVIEW
 COLTS HISTORY
 PLAYERS
 BUSINESS OPERATIONS
 FOOTBALL OPERATIONS
 COACHING STAFF
 ADMINISTRATION

1981

RECORD: 2-14 COACH: MIKE MCCORMACK
FOURTH – AFC EASTERN DIVISION
HOME: 1-7 AWAY: 1-7
DIV: 2-6 CONF: 2-10 NCONF: 0-4

ADMINISTRATION

COACHING STAFF

FOOTBALL OPERATIONS

BUSINESS OPERATIONS

PLAYERS

2014 SEASON IN REVIEW

COLTS HISTORY

RECORDS

COLTS IN THE COMMUNITY

DATE	RESULTS	OPPONENT	ATTENDANCE
9/6	W 29-28	@ New England	49,977
9/13	L 3-35	BUFFALO	45,772
9/20	L 10-28	@ Denver	74,804
9/27	L 28-31	MIAMI	42,452
10/4	L 17-23	@ Buffalo	77,811
10/11	L 19-41	CINCINNATI	35,881
10/18	L 14-43	SAN DIEGO	48,679
10/25	L 28-42	@ Cleveland	78,986
11/1	L 10-27	@ Miami	46,061
11/8	L 14-41	NEW YORK JETS	36,373
11/15	L 13-38	@ Philadelphia	72,200
11/22	L 24-35	ST. LOUIS	32,782
11/29	L 0-25	@ New York Jets	53,593
12/6	L 13-37	DALLAS	60,586
12/13	L 14-38	@ Washington	55,045
12/20	W 23-21	NEW ENGLAND	34,127

TEAM STATISTICS	COLTS	OPP
TOTAL FIRST DOWNS	274	406
Rushing	95	162
Passing	158	214
Penalty	21	30
3rd Down M/A/Pct	66/198/33.3	107/208/51.4
TOTAL NET YARDS	4908	6793
Avg. Per Game	306.8	424.6
Total Plays	957	1111
Avg. Per Play	5.1	6.1

NET YARDS RUSHING	COLTS	OPP
Avg. Per Game	115.6	166.6
Total Rushes	441	607
Tackled/Yards Lost	37/321	131/100
Gross Yards	3379	4228
Att./Completions	479/265	491/301
Completion Pct.	55.3	61.3
Had Intercepted	23	16

NET PUNTING AVG.	COLTS	OPP
NET PUNTING AVG.	39.4	32.1
PENALTIES/YARDS	106/91.3	101/77.6
FUMBLES/BALL LOST	27/14	28/14
TOUCHDOWNS	33	68
Rushing	11	30
Passing	21	37
Defense/Kicking	1/0	1/0
TIME OF POSSESSION	26:28	33:32

SCORE BY PERIODS	1	2	3	4	TOTAL
COLTS	63	52	75	69	259
OPPONENTS	121	186	105	121	533

SCORING	TDR	TDP	TDR/T PAT	FG	S	TP
Dickey	7	3				60
Wood			29-33	10-18		59
Butler		9				54
McMillan	3	1				24
Carr	3	3				18
McCall	2					12
McCaughey	2					12
Landry		1				6
Dixon	1	1				6
Franklin	1					6
Taylor					1	2
COLTS	11	21	1	29-33	10-18	1
OPPONENTS	30	37	1	65-68	20-31	0

FGS	1-19	20-29	30-39	40-49	50+	TOT.
Wood	2-2	2-3	3-5	3-7	0-1	10-18
COLTS	2-2	2-3	3-5	3-7	0-1	10-18
OPP.	0-0	6-7	9-11	5-12	0-1	20-31

RUSHING	NO.	YDS.	AVG.	LG	TD
Dickey	164	779	4.8	67L	7
McMillan	149	597	4.0	42	3
Dixon	73	285	3.9	41	0
Jones	20	85	4.3	17	0
Franklin	21	52	2.5	8	1
McCaughey	10	37	3.7	8	0
Landry	1	11	11.0	11	0
Garrett	2	4	2.0	3	0
Anderson	1	0	0.0	0	0
COLTS	441	1850	4.2	67L	11
OPPONENTS	607	2665	4.4	59L	30

RECEIVING	NO.	YDS.	AVG.	LG	TD
McMillan	50	466	9.3	31	1
Butler	46	832	18.1	67L	9
Carr	38	584	15.4	43	3
Dickey	37	419	11.3	50	3
McCaughey	36	347	9.6	31	2
McCall	21	314	15.0	65L	2
Dixon	17	169	9.9	41	1
Burke	10	153	15.3	24	0
Franklin	6	39	6.5	10	0
Sherwin	2	19	9.5	11	0
DeRoo	1	38	38.0	38	0
Huff	1	-1	-1.0	-1	0
COLTS	265	3379	12.8	67L	21
OPPONENTS	301	4228	14.0	75	37

INTERCEPTIONS	NO.	YDS.	AVG.	LG	TD
Braziel	3	35	11.7	27	0
Laird	3	59	19.7	24	0
Glasgow	2	35	17.5	31	0
Smith	2	11	5.5	8	0
Hatchett	2	8	4.0	8	0
Anderson	1	49	49.0	49	0
Krauss	1	10	10.0	10	0
Green	1	3	3.0	3	0
Pickney	1	0	0.0	0	0
COLTS	16	210	13.1	49	0
OPPONENTS	23	281	12.2	44	1

PUNTING	NO.	YDS.	AVG.	TB	IN20	LG	BLK.
Garrett	78	3071	39.4	2	11	57	0
COLTS	78	3071	39.4	2	11	57	0
OPPONENTS	48	1817	37.9	11	13	54	2

PUNT RETURNS	NO.	FC	YDS.	AVG.	LG	TD
Shula	10	7	50	5.0	11	0
Anderson	2	0	6	3.0	6	0
COLTS	12	7	56	4.7	11	0
OPPONENTS	44	10	402	9.1	46	0

KICKOFF RETURNS	NO.	YDS.	AVG.	LG	TD
Dixon	36	737	20.5	46	0
Williams	20	399	20.0	35	0
Anderson	20	393	19.7	30	0
Shula	5	65	13.0	16	0
Glasgow	1	35	35.0	35	0
Sims	1	22	22.0	22	0
Footo	1	0	0.0	0	0
COLTS	84	1651	19.7	46	0
OPPONENTS	43	864	20.1	34	0

USUAL STARTERS

OFFENSE	DEFENSE
WR Roger Carr	LDE Donnell Thompson
LT Wade Griffin	LDT Herb Orvis
LG Robert Pratt	RDT Anthony Green
C Ray Donaldson	RDE Mike Ozdowski
RG Ken Huff	LLB Sanders Shiver
RT Jeff Hart	MLB Joe Federspiel
TE Reese McCall	RLB Barry Krauss
WR Ray Butler	LCB Derrick Hatchett
QB Bert Jones	RCB Larry Braziel
RB Curtis Dickey	SS Bruce Laird
RB Randy McMillan	FS Nesby Glasgow

PASSING	ATT.	COMP.	YDS.	PCT.	AVG./ATT.	TD	TD%	INT.	INT%	LG	SACKED	RATING
Jones	426	244	3094	57.3	7.26	21	4.9	20	4.7	67L	31/263	76.8
Landry	29	14	195	48.3	6.72	0	0.0	1	3.4	24L	5/50	56.7
Humm	24	7	90	29.2	3.75	0	0.0	2	8.3	20L	1/8	25.4
COLTS	479	265	3379	55.3	7.05	21	4.4	23	4.8	67L	37/321	72.2
OPPONENTS	491	301	4228	61.3	8.61	37	7.5	16	3.3	75L	13/100	100.2

1982

RECORD: 0-8-1 COACH: FRANK KUSH
14TH - AMERICAN FOOTBALL CONFERENCE

HOME: 0-3-1 AWAY: 0-5

DIV: 0-5 CONF: 0-7 NCONF: 0-1-1

ADMINISTRATION

COACHING STAFF

FOOTBALL OPERATIONS

BUSINESS OPERATIONS

PLAYERS

2014 SEASON IN REVIEW

COLTS HISTORY

RECORDS

COLTS IN THE COMMUNITY

DATE	RESULTS	OPPONENT	ATTENDANCE
9/12	L 13-24	NEW ENGLAND	39,055
9/19	L 20-24	@ Miami	51,999
9/26		NEW YORK JETS	Canceled
10/3		@ Detroit	Canceled
10/10		BUFFALO	Canceled
10/17		@ Cleveland	Canceled
10/24		MIAMI	Postponed to 1/2/83
10/31		TAMPA BAY	Canceled
11/7		@ New England	Canceled
11/14		OAKLAND	Canceled
11/21	L 0-37	@ New York Jets	46,970
11/28	L 0-20	@ Buffalo	33,985
12/5	L 17-20	CINCINNATI	23,598
12/12	L 10-13	@ Minnesota	53,981
12/19	T 20-20	GREEN BAY	25,920
12/26	L 26-44	@ San Diego	49,711
1/2	L 7-34	MIAMI	19,073

SCORING	TDR	TDP	TDRT	PAT	FG	S	TP
Wood				6-6	6-10		24
Miller				5-5	4-8		17
Butler		2					12
Bouza		2					12
Krauss		1					6
Pagel	1						6
Beach		1					6
Burroughs			1				6
McMillan		1					6
Dickey		1					6
Sherwin			1				6
Dixon			1				6
COLTS	4	6	2	11-11	10-18		0
OPPONENTS	10	18	0	26-28	14-19		0

FGS	1-9	20-29	30-39	40-49	50+	TOT.
Wood	0-0	0-1	3-5	2-3	1-1	6-10
Miller	0-0	1-1	0-3	2-3	1-1	4-8
COLTS	0-0	1-2	3-8	4-6	2-2	10-18
OPP.	1-1	5-5	2-3	6-9	0-1	14-19

WOOD:	(49,37,30)	(51,48)	(32) (0)	(33,40)	(39,25)
	0 0 0				
Miller:	0 0 0 0 0 0	(23,40,44)	(46,58)	(37,36,34)	
OPP.:	(24)	(29)	(43,37,19)	(47,34,41)	(0)
	(40,40,23,40)	(40,25,47)	(45,53)	(34,25)	

RUSHING	NO.	YDS.	AVG.	LG	TD
McMillan	101	305	3.0	13	1
Dixon	58	249	4.3	32	1
Dickey	66	232	3.5	25	1
Franklin	43	152	3.5	18	0
Pagel	19	82	4.3	32	1
Butler	3	10	3.3	10	0
Stark	1	8	8.0	8	0
Wright	1	3	3.0	3	0
Schlichter	1	3	3.0	3	0
COLTS	293	1044	3.6	32	4
OPPONENTS	348	1473	4.2	54	10

RECEIVING	NO.	YDS.	AVG.	LG	TD
Bouza	22	287	13.0	34	2
Sherwin	21	280	13.3	33	0
Dickey	21	228	10.9	34	0
Dixon	20	185	9.3	24	0
Butler	17	268	15.8	53t	2
McMillan	15	90	6.0	17	0
Franklin	9	61	6.8	15	0
Henry	7	110	15.7	23	0
Beach	4	45	11.3	17	1
Smith	2	36	18.0	23	0
McCall	2	6	3.0	4	0
Wright	1	12	12.0	12	0
Krauss	1	5	5.0	5t	1
COLTS	142	1613	11.4	53t	6
OPPONENTS	138	1920	13.9	55	18

INTERCEPTIONS	NO.	YDS.	AVG.	LG	TD
Anderson, K.	2	25	12.5	25	0
Burroughs	1	94	94.0	94t	1
Bracelin	1	31	31.0	31	0
Hatchett	1	0	0.0	0	0
COLTS	5	150	30.0	94t	1
OPPONENTS	10	129	12.9	26	0

PUNTING	NO.	YDS.	AVG.	TB	IN20	LG	BLK.
Stark	46	2044	44.4	12	8	60	0
COLTS	46	2044	44.4	12	8	60	0
OPPONENTS	41	1634	39.9	5	13	67	0

PUNT RETURNS	NO.	FC	YDS.	AVG.	LG	TD
Anderson, L.	8	3	54	6.8	28	0
Glasgow	4	5	24	6.0	8	0
Bouza	2	5	0	0.0	0	0
COLTS	14	13	78	5.6	28	0
OPPONENTS	26	4	226	8.7	29	0

KICKOFF RETURNS	NO.	YDS.	AVG.	LG	TD
Anderson, L.	27	517	19.7	33	0
Dixon	11	197	17.9	27	0
Bouza	3	31	10.3	12	0
Franklin	1	8	8.0	8	0
COLTS	42	753	17.9	33	0
OPPONENTS	25	538	21.5	30	0

SACKS: Colts 11.0; Opponents 20.0; Wisniewski 2.5-18; Krauss 2-28; Bracelin 2-13; Thompson 1.5-11; Cooks 1-9; Delaney 1-9;

USUAL STARTERS

OFFENSE		DEFENSE	
WR	Matt Bouza	LDE	Donnell Thompson
LT	John Sinnott	NT	Leo Wisniewski
LG	Terry Crouch	RDE	Fletcher Jenkins
C	Ray Donaldson	LOLB	Sanders Shiver
RG	Ken Huff	LILB	Johnnie Cooks
RT	Jeff Hart	RILB	Barry Krauss
TE	Tim Sherwin	ROLB	Greg Bracelin
WR	Ray Butler	LCB	James Burroughs
QB	Mike Pagel	RCB	Derrick Hatchett
RB	Curtis Dickey	SS	Larry Anderson
RB	Randy McMillan	FS	Nesby Glasgow

PASSING	ATT.	COMP.	YDS.	PCT.	AVG./ATT.	TD	TD%	INT.	INT%	LG	SACKED	RATING
Pagel	221	111	1281	50.2	5.80	5	2.3	7	3.2	53t	16/129	62.4
Schlichter	37	17	197	45.9	5.32	0	0.0	2	5.4	24t	3/35	40.0
Humm	23	13	130	56.5	5.65	0	0.0	1	4.3	18t	1/10	55.0
Wood	1	1	5	100.0	5.00	1	100.0	0	0.0	5t	0/0	127.1
Stark	1	0	0	0.0	0.00	0	0.0	0	0.0	0t	0/0	39.6
COLTS	283	142	1613	50.2	5.70	6	2.1	10	3.5	53t	20/174	60.0
OPPONENTS	246	138	1920	56.1	7.80	18	7.3	5	2.0	55t	11/97	97.3

1983

RECORD: 7-9 COACH: FRANK KUSH
FOURTH – AFC EASTERN DIVISION
HOME: 3-5 AWAY: 4-4
DIV: 3-5 CONF: 5-9 NCONF: 2-0

RECORDS
 COLTS HISTORY
 2014 SEASON IN REVIEW
 PLAYERS
 BUSINESS OPERATIONS
 FOOTBALL OPERATIONS
 COACHING STAFF
 ADMINISTRATION

DATE	RESULTS	OPPONENT	ATTENDANCE
9/4	W 29-23 OT	@ New England	45,526
9/11	L 10-17	DENVER	52,613
9/18	L 23-28	@ Buffalo	40,937
9/25	W 22-19 OT	CHICAGO	35,708
10/2	W 34-31	@ Cincinnati	48,104
10/9	W 12-7	NEW ENGLAND	37,013
10/16	L 7-30	BUFFALO	39,765
10/23	L 7-21	MIAMI	45,768
10/30	W 22-21	@ Philadelphia	59,150
11/6	W 17-14	@ New York Jets	53,323
11/13	L 13-24	PITTSBURGH	61,479
11/20	L 0-37	@ Miami	54,482
11/27	L 23-41	@ Cleveland	65,812
12/4	L 6-10	NEW YORK JETS	35,462
12/11	L 19-21	@ Denver	74,854
12/18	W 20-10	HOUSTON	27,934

TEAM STATISTICS	COLTS	OPP
TOTAL FIRST DOWNS	272	321
Rushing	146	123
Passing	110	166
Penalty	16	32
3rd Dwn. M/A/Pct.	77/226/34.1	83/203/40.9
4th Dwn. M/A/Pct.	4/9/44.4	5/10/50.0
TOTAL NET YARDS	5018	5640
Avg. Per Game	313.6	352.5
Total Plays	1025	1045
Avg. Per Play	4.9	5.4
NET YARDS RUSHING	2695	2118
Avg. Per Game	168.4	132.4
Total Rushes	601	516
NET YARDS PASSING	2323	3522
Avg. Per Game	145.2	220.1
Tackled/Yards Lost	47/340	41/310
Gross Yards	2663	3832
Att./Completions	377/188	488/281
Completion Pct.	49.9	57.6
Had Intercepted	22	20
PUNTS/AVERAGE	91/45.3	80/41.6
NET PUNTING AVG.	36.3	37.2
PENALTIES/YARDS	120/986	79/687
FUMBLES/BALL LOST	32/11	29/16
TOUCHDOWNS	25	45
Rushing	10	13
Passing	12	31
Defense/Kicking	2/1	0/1
TIME OF POSSESSION	29:37	30:23

SCORING	TDR	TDP	TDR/T	PAT	FG	S	TP
Allegre				22-24	30-35		112
Dickey	4	3					42
McMillan	5	1					36
Henry		4					24
Butler		3					18
Anderson, L.			1				6
Cooks			1				6
Moore	1						6
Anderson, K.			1				6
Beach		1					6
Thompson						1	2
COLTS	10	12	3	22-24	30-35	1	264
OPPONENTS	13	31	1	42-45	14-23	0	354

FGS	1-9	20-29	30-39	40-49	50+	TOT.
Allegre	1-1	4-5	11-12	10-12	4-5	30-35
COLTS	1-1	4-5	11-12	10-12	4-5	30-35
OPP.	1-1	4-5	4-6	5-8	0-3	14-23

Allegre:	(25.52,33)	(32)	(28.49,45)	(37.47,45,33)
	(19.53)	(52)	(36)	(38.39,37,42,27,30)
	(46.46,37)	(0)	(31)	(26.41)
	(48.37)			(42.55,41,26.64)

OPP.:	(36.33,39)	(42)	(50)	(45.49,21)	(19)	(41)
	50,23,40,30	(0)	(62)	(49)	(42,28)	(42)
	(26,27)	(31)	(0)	(34)		

RUSHING	NO.	YDS.	AVG.	LG	TD
Dickey	254	1122	4.4	56	4
McMillan	198	802	4.1	39†	5
Pagel	54	441	8.2	33	0
Moore	57	205	3.6	13	1
Williams	28	77	2.8	13	0
Reed	2	27	13.5	18	0
Dixon	5	14	2.8	7	0
Stark	1	8	8.0	8	0
Herrmann	1	0	0.0	0	0
Krauss	1	-1	-1.0	-1	0
COLTS	601	2695	4.5	56	10
OPPONENTS	516	2118	4.1	77	13

RECEIVING	NO.	YDS.	AVG.	LG	TD
Henry	30	416	13.9	40†	4
Porter, T.	28	384	13.7	38	0
Bouza	25	385	15.4	26	0
Sherwin	25	358	14.3	30	0
Dickey	24	483	20.1	72†	3
McMillan	24	195	8.1	25	1
Butler	10	207	20.7	60	3
Oatis	6	93	15.5	25	0
Moore	6	38	6.3	16	0
Beach	5	56	11.2	16	1
Williams	4	46	11.5	19	0
Dixon	1	2	2.0	2	0
COLTS	188	2663	14.2	72†	12
OPPONENTS	281	3832	13.6	85†	31

PUNTING	NO.	YDS.	AVG.	TB	IN20	LG	BLK.
Stark	91	4124	45.3	9	20	68	0
COLTS	91	4124	45.3	9	20	68	0
OPPONENTS	80	3329	41.6	3	27	64	0

PUNTING RETURNS	NO.	FC	YDS.	AVG.	LG	TD
Anderson, L.	20	4	138	6.9	20	0
Porter, R.	14	5	104	7.4	56	0
Williams, K.	9	4	43	4.8	13	0
Glasgow	1	1	9	9.0	9	0
COLTS	44	14	294	6.7	50	0
OPPONENTS	55	7	642	11.7	60†	1

KICKOFF RETURNS	NO.	YDS.	AVG.	LG	TD
Williams, K.	20	494	24.7	90	0
Porter, R.	18	336	18.7	28	0
Anderson, L.	18	309	17.2	26	0
Dixon	2	23	11.5	14	0
Moore	2	40	20.0	23	0
Bouza	1	4	4.0	4	0
Beach	1	0	0.0	0	0
COLTS	62	1198	19.3	90	0
OPPONENTS	61	1138	18.7	38	0

SACKS:	Colts 41.0;	Opponents 47.0;	Maxwell 11-90;	
	Bracelin 5.5-50.5;	Wisniewski 5-41;	Cooks 5-33;	
	Thompson 4-27;	Ballard 2-7;	Waechter 1.5-13.5;	
	Parker 1.5-13;	Odom 1-11;	Krauss 1-9;	Glasgow 1-6;
	K. Williams 1-3;	Shiver 1-2;	K. Anderson 5-4	

USUAL STARTERS			
PRO BOWLERS IN BOLDFACE			
OFFENSE	DEFENSE		
WR Matt Bouza,	LDE	Donnell Thompson	
Tracy Porter	NT	Leo Wisniewski	
LT Karl Baldischwiller	RDE	Steve Parker	
LG Chris Hinton	LOLB	Greg Bracelin	
C Ray Donaldson	LILB	Johnie Cooks	
RG Steve Wright	RILB	Barry Krauss	
RT Jeff Hart	ROLB	Vernon Maxwell	
TE Tim Sherwin	LCB	James Burroughs	
WR Ray Butler,	RCB	Derrick Hatchett,	
Bernard Henry		Tate Randle	
QB Mike Pagel	SS	Larry Anderson	
RB Curtis Dickey	FS	Nesby Glasgow	
RB Randy McMillan			

PASSING	ATT.	COMP.	YDS.	PCT.	AVG./ATT.	TD	TD%	INT.	INT%	LG	SACKED	RATING
Pagel	328	163	2353	49.7	7.17	12	3.7	17	5.2	72†	40/278	64.0
Herrmann	36	18	256	50.0	7.11	0	0.0	3	8.3	35†	7/62	38.8
Reed	10	6	34	60.0	3.40	0	0.0	1	10.0	16†	0/0	26.7
Taylor	2	1	20	50.0	10.00	0	0.0	1	0.0	20†	0/0	45.8
Stark	1	0	0	0.0	0.00	0	0.0	0	0.0	0†	0/0	39.6
COLTS	377	188	2663	49.9	7.06	12	3.2	22	5.8	72†	47/340	59.4
OPPONENTS	488	281	3832	57.6	7.85	31	6.4	20	4.0	85†	41/310	87.4

1984

RECORD: 4-12 COACH: FRANK KUSH (15), HAL HUNTER (1)

FOURTH – AFC EASTERN DIVISION

HOME: 2-6 AWAY: 2-6

DIV: 2-6 CONF: 4-8 NCONF: 0-4

*Sellout

DATE	RESULTS	OPPONENT	ATTENDANCE
9/2	L 14-23	NEW YORK JETS	*60,398
9/9	W 35-21	@ Houston	43,820
9/16	L 33-34	ST. LOUIS	*60,274
9/23	L 7-44	@ Miami	55,413
9/30	W 31-17	BUFFALO	*60,032
10/7	L 7-35	WASHINGTON	*60,012
10/14	L 7-16	@ Philadelphia	50,277
10/21	W 17-16	PITTSBURGH	*60,026
10/28	L 3-22	@ Dallas	58,724
11/4	L 10-38	SAN DIEGO	*60,143
11/11	W 9-5	@ New York Jets	51,066
11/18	L 17-50	NEW ENGLAND	*60,009
11/25	L 7-21	@ Los Angeles Raiders	40,289
12/2	L 15-21	@ Buffalo	20,693
12/9	L 17-35	MIAMI	*60,411
12/16	L 10-16	@ New England	22,363

TEAM STATISTICS	COLTS	OPP
TOTAL FIRST DOWNS	254	343
Rushing	114	124
Passing	117	194
Penalty	23	25
3rd Dwn. M/A/Pct.	65/214/29.9	97/229/42.4
4th Dwn. M/A/Pct.	15/24/62.5	8/17/47.0
TOTAL NET YARDS	4132	5577
Avg. Per Game	258.3	348.6
Total Plays	979	1116
Avg. Per Play	4.2	5.0
NET YARDS RUSHING	2025	2007
Avg. Per Game	126.6	125.4
Total Rushes	510	559
NET YARDS PASSING	2107	3570
Avg. Per Game	131.7	223.1
Tackled/Yards Lost	58/436	42/320
Gross Yards	2543	3890
Att./Completions	411/206	515/298
Completion Pct.	50.1	57.9
Had Intercepted	22	18
PUNTS/AVERAGE	98/44.7	80/42.0
NET PUNTING AVG.	37.2	36.6
PENALTIES/YARDS	95/798	98/813
FUMBLES/BALL LOST	35/17	29/13
TOUCHDOWNS	28	50
Rushing	13	16
Passing	13	31
Defense/Kicking	1/1	3/0
TIME OF POSSESSION	27:24	32:36

SCORE BY PERIODS	1	2	3	4	TOTAL
COLTS	31	87	46	75	239
OPPONENTS	92	143	74	105	414

SCORING	TDR	TDP	TDRT	PAT	FG	S	TP
Allegre				14-14	11-18		47
Butler		6					36
McMillan	5						30
Biasucci				13-14	3-5		22
Dickey	3						18
Henry		2					12
Middleton	1	1					12
Moore	2						12
Porter		2					12
Young		2					12
Kafentzis			1				6
Pagel	1						6
Schlichter	1						6
Smith			1				6
Hurmonst						1	2
COLTS	13	13	2	27-28	14-23	1	239
OPPONENTS	16	31	3	47-50	21-23	0	414

FGS	1-9	10-29	30-39	40-49	50+	TOT.
Allegre	0-0	4-4	1-2	3-6	3-6	11-18
Biasucci	0-0	1-1	0-0	1-1	1-3	3-5
COLTS	0-0	5-5	1-2	4-7	4-9	14-23
OPP.	2-2	9-9	5-5	4-6	1-1	21-23

Allegre: 0 0 0 0 0 (52) (41) (52) (34,54)
 (44,47,46,25,45) (35,61) 0 (28,21) (52,54)
 (25,42)
 Biasucci: 0 0 (21,50) (55) (52,43) 0 0 0 0 0 0 0 0 0
 OPP.: (43,29) 0 (47,46) (27,44) (23) 0 (34,32,33)
 (53,25,43) (19,19,24) (23) (27) (28,40) 0 0 0
 (21,34,36)

RUSHING	NO.	YDS.	AVG.	LG	TD
McMillan	163	705	4.3	311	5
Dickey	131	523	4.0	30	3
Middleton	92	275	3.0	20	1
Pagel	26	149	5.7	23	1
Schlichter	19	145	7.6	22	1
Moore	38	127	3.3	18	2
Wonsley	37	111	3.0	13	0
Stark	2	0	0.0	0	0
Smith	2	-10	-5.0	-3	0
COLTS	510	2025	4.0	311	13
OPPONENTS	559	2007	3.6	30	16

RECEIVING	NO.	YDS.	AVG.	LG	TD
Butler	43	664	15.4	74	6
Porter	39	590	15.1	63	2
Bouza	22	270	12.3	22	0
McMillan	19	201	10.6	44	0
Middleton	15	112	7.5	16	1
Young	14	164	11.7	28	2
Dickey	14	135	9.6	33	0
Shenwin	11	169	15.4	26	0
Henry	11	139	12.6	19	2
Moore	9	52	5.8	12	0
Wonsley	9	47	5.2	17	0
COLTS	206	2543	12.3	74	13
OPPONENTS	298	3890	13.1	80	31

INTERCEPTIONS	NO.	YDS.	AVG.	LG	TD
Daniel	6	25	4.2	18	0
Randle	3	66	22.0	54	0
Krauss	3	20	6.7	18	0
Burroughs	3	9	3.0	6	0
Kafentzis	1	59	59.0	59	1
Glasgow	1	8	8.0	8	0
Davis	1	3	3.0	3	0
COLTS	18	190	10.6	59	1
OPPONENTS	22	423	19.2	50	2

PUNTING	NO.	YDS.	AVG.	TB	IN20	LG	BLK.
Stark	98	4383	44.7	7	21	72	0
COLTS	98	4383	44.7	7	21	72	0
OPPONENTS	80	3363	42.0	8	29	66	0

PUNT RETURNS	NO.	FC	YDS.	AVG.	LG	TD
Anderson	27	7	182	6.7	19	0
Glasgow	7	2	179	11.3	35	0
Bouza	3	3	17	5.7	11	0
Padjen	1	0	0	0.0	0	0
COLTS	38	12	278	7.3	35	0
OPPONENTS	62	15	600	9.7	38	0

KICKOFF RETURNS	NO.	YDS.	AVG.	LG	TD
Anderson	22	525	23.9	69	0
Smith	32	651	20.3	96	1
Kafentzis	5	69	13.8	22	0
Wonsley	4	52	13.0	20	0
Moore	2	19	9.5	10	0
Middleton	1	11	11.0	11	0
Hathaway	1	2	2.0	2	0
Sherwin	1	2	2.0	2	0
Radachowsky	1	0	0.0	0	0
COLTS	69	1331	19.3	96	1
OPPONENTS	42	849	20.2	45	0

SACKS: Colts 42.0; Opponents 58.0; Cooks 11.5-10.3; Maxwell 8.5-57; Wisniewski 7-45; Thompson 4-29; Odum 3-31; White 2-16; Bracelin 2-14; Winter 2-11; Krauss 1-8; Parker 1-6

USUAL STARTERS

OFFENSE		DEFENSE	
WR	Tracy Porter	LDE	Donnell Thompson
LT	Chris Hinton	NT	Leo Wisniewski
	Steve Wright	RDE	Blaize Winter
LG	Ben Utt	LOLB	Johnnie Cooks
C	Ray Donaldson	LILB	Cliff Odum
RG	Ron Solt	RILB	Barry Krauss
RT	Jim Mills	ROLB	Vernon Maxwell
TE	Dave Young	LCB	Preston Davis
WR	Ray Butler	RCB	Eugene Daniel
QB	Mike Pagel	SS	Mark Kafentzis
RB	Curtis Dickey	FS	Nesby Glasgow
RB	Randy McMillan		

PASSING	ATT.	COMP.	YDS.	PCT.	AVG./ATT.	TD	TD%	INT.	INT%	LG	SACKED	RATING
Pagel	212	114	1426	53.8	6.73	8	3.8	8	3.8	54t	28/201	71.8
Schlichter	140	62	702	44.3	5.01	3	2.1	7	5.0	54t	23/170	46.2
Herrmann	56	29	352	51.8	6.29	1	1.8	6	10.7	74t	7/65	37.8
Dickey	1	1	63	100.0	63.00	1	100.0	0	0.0	63t	0/0	158.3
Moore	1	0	0	0.0	0.00	0	0.0	0	0.0	0t	0/0	39.6
Stark	1	0	0	0.0	0.00	0	0.0	1	100.0	0t	0/0	0.0
COLTS	411	206	2543	50.1	6.19	13	3.2	22	5.4	74t	58/436	57.9
OPPONENTS	515	298	3890	57.9	7.55	31	6.0	18	3.5	80t	42/320	87.3

ADMINISTRATION
 COACHING STAFF
 FOOTBALL OPERATIONS
 BUSINESS OPERATIONS
 PLAYERS
 2014 SEASON IN REVIEW
 COLTS HISTORY
 RECORDS
 COLTS IN THE COMMUNITY



1985

RECORD: 5-11 COACH: ROD DOWHOWER

FOURTH – AFC EASTERN DIVISION

HOME: 4-4 AWAY: 1-7

DIV: 1-7 CONF: 2-10 NCONF: 3-1

*Sellout

Table with columns: DATE, RESULTS, OPPONENT, ATTENDANCE. Lists game results and attendance figures.

Table with columns: SCORING, TDR, TOP, TDRT, PAT, FG, S, TP. Shows scoring statistics for the team.

Table with columns: INTERCEPTIONS, NO., YDS., AVG., LG, TD. Shows interception statistics.

Table with columns: TEAM STATISTICS, COLTS, OPP. Shows overall team statistics.

Table with columns: FGS, ALLEGRE, COLTS, OPP. Shows field goal statistics.

Table with columns: PUNT RETURNS, NO., FC, YDS., AVG., LG, TD. Shows punt return statistics.

Table with columns: TOTAL FIRST DOWNS, RUSHING, PASSING, PENALTY. Shows first down statistics.

Table with columns: ALLEGRE, OPP. Shows quarterback statistics.

Table with columns: KICKOFF RETURNS, NO., YDS., AVG., LG, TD. Shows kickoff return statistics.

Table with columns: NET YARDS RUSHING, NET YARDS PASSING. Shows net yardage statistics.

Table with columns: RUSHING, NO., YDS., AVG., LG, TD. Shows rushing statistics.

Table with columns: RECEIVING, NO., YDS., AVG., LG, TD. Shows receiving statistics.

Table with columns: PUNTS/AVERAGE, NET PUNTING AVG. Shows punt statistics.

Table with columns: COLTS, OPPONENTS. Shows overall team performance metrics.

Table with columns: USUAL STARTERS, PRO BOWLERS IN BOLDFACE. Lists starting lineups and Pro Bowl selections.

Table with columns: PENALTIES/YARDS, FUMBLES/BALL LOST. Shows penalty and fumble statistics.

Table with columns: SCORE BY PERIODS. Shows scoring by quarter.

Table with columns: INT., INT%, LG, SACKED, RATING. Shows defensive statistics.

Table with columns: TOUCHDOWNS, DEFENSE/KICKING. Shows touchdown and kicking statistics.

Table with columns: COLTS, OPPONENTS. Shows overall team performance metrics.

Table with columns: INT., INT%, LG, SACKED, RATING. Shows defensive statistics.

Table with columns: SCORE BY PERIODS. Shows scoring by quarter.

Table with columns: COLTS, OPPONENTS. Shows overall team performance metrics.

Table with columns: INT., INT%, LG, SACKED, RATING. Shows defensive statistics.

Table with columns: SCORE BY PERIODS. Shows scoring by quarter.

Table with columns: COLTS, OPPONENTS. Shows overall team performance metrics.

Table with columns: INT., INT%, LG, SACKED, RATING. Shows defensive statistics.

Table with columns: PASSING, ATT., COMP., YDS., PCT., AVG./ATT., TD, YD%. Shows passing statistics.

Table with columns: COLTS, OPPONENTS. Shows overall team performance metrics.

Table with columns: INT., INT%, LG, SACKED, RATING. Shows defensive statistics.

Table with columns: COLTS, OPPONENTS. Shows overall team performance metrics.

Table with columns: COLTS, OPPONENTS. Shows overall team performance metrics.

Table with columns: INT., INT%, LG, SACKED, RATING. Shows defensive statistics.

1986

RECORD: 3-13 COACH: ROD DOWHOWER (13), RON MEYER (3)
 FIFTH – AFC EASTERN DIVISION
 HOME: 1-7 AWAY: 2-6

DIV: 1-7 CONF: 2-10 NCONF: 1-3

*Sellout

DATE	RESULTS	OPPONENT	ATTENDANCE
9/7	L 3-33	@ New England	55,208
9/14	L 10-30	@ Miami	51,848
9/21	L 7-24	LOS ANGELES RAMS	*59,012
9/28	L 7-26	NEW YORK JETS	56,075
10/5	L 14-35	@ San Francisco	57,252
10/12	L 14-17	NEW ORLEANS	53,512
10/19	L 13-24	@ Buffalo	50,050
10/26	L 13-17	MIAMI	*58,350
11/2	L 9-24	CLEVELAND	*57,962
11/9	L 21-30	NEW ENGLAND	*56,890
11/16	L 16-31	@ New York Jets	65,149
11/23	L 17-31	@ Houston	31,792
11/30	L 3-17	SAN DIEGO	47,950
12/7	W 28-23	@ Atlanta	30,397
12/14	W 24-14	BUFFALO	52,783
12/21	W 30-24	@ Los Angeles Raiders	41,349

TEAM STATISTICS

	COLTS	OPP
TOTAL FIRST DOWNS	278	334
Rushing	77	123
Passing	173	185
Penalty	28	26
3rd Dwn. M/A/Pct.	78/225/34.7	86/206/41.7
4th Dwn. M/A/Pct.	10/29/34.5	1/5/20.0
TOTAL NET YARDS	4700	5701
Avg. Per Game	293.8	356.3
Total Plays	1046	1051
Avg. Per Play	4.5	5.4
NET YARDS RUSHING	1491	1962
Avg. Per Game	93.2	122.6
Total Rushes	407	517
NET YARDS PASSING	3209	3739
Avg. Per Game	200.6	233.7
Tackled/Yards Lost	53/406	24/194
Gross Yards	3615	3933
Att./Completions	586/306	510/306
Completion Pct.	51.2	60.0
Had Intercepted	24	16
PUNTS/AVERAGE	81/44.7	67/40.7
NET PUNTING AVG.	36.9	35.5
PENALTIES/YARDS	99/880	100/728
FUMBLES/BALL LOST	41/20	41/19
TOUCHDOWNS	27	47
Rushing	10	14
Passing	16	28
Defense/Kicking	0/1	4/1
TIME OF POSSESSION	29:12	30:48

SCORE BY PERIODS

	1	2	3	4	TOTAL
COLTS	51	41	55	82	229
OPPONENTS	123	101	106	70	400

SCORING	TDR	TDPTDRT	PAT	FG	S	TP
Biasucci			26-27	13-25		65
Brooks		8				48
Bouza		5				30
Bentley	3					18
McMillan	3					18
Hogeboom	1					6
Trudeau	1					6
Wonsley	1					6
Gill	1					6
Daniel		1				6
Boyer	1					6
Beach	1					6
Sherwin	1					6
Leiding					1	2
COLTS	10	16	1	26-27	13-25	1 229
OPPONENTS	14	28	5	46-47	24-35	0 400

FGS	1-19	20-29	30-39	40-49	50+	TOT.
Biasucci	0-0	4-4	2-5	5-8	2-8	13-25
COLTS	0-0	4-4	2-5	5-8	2-8	13-25
OPP.	2-2	7-8	9-13	6-10	0-2	24-35

Biasucci:	(25,56)	(23)	(60)	(48)	(49,5,4)	(37,46,44)
	(39,45)	(40)	(56,5,4)	(37)	(40,27)	(52)
	(32,30,52)	(52,40,20)				
OPP.:	(38,39,49,25)	(27,45)	(46)	(34,48,47,24)		
	(30,46)	(37,50,46)	(29,37)	(51,38)		
	(38,31,24)	(32)	(34,32)	(19,43,26)		
	(19,45,26)	(46)	(20,32)			

RUSHING	NO.	YDS.	AVG.	LG	TD
McMillan	189	609	3.2	28	3
Bentley	73	351	4.8	70	3
Gill	53	228	4.3	18	1
Wonsley	60	214	3.6	46	1
Trudeau	13	21	1.6	8	1
Kiel	3	20	6.7	9	0
Hogeboom	10	20	2.0	6	1
Bouza	1	12	12.0	11	0
Capers	1	11	11.0	11	0
Brooks	4	5	1.3	12	0
COLTS	407	1491	3.7	70	10
OPPONENTS	517	1962	3.8	40	14

RECEIVING	NO.	YDS.	AVG.	LG	TD
Bouza	71	830	11.7	33	5
Brooks	65	1131	17.4	84	8
McMillan	34	289	8.5	45	0
Beach	25	265	10.6	26	1
Bentley	25	230	9.2	38	0
Boyer	22	237	10.8	38	1
Wonsley	16	175	10.9	60	0
Gill	16	137	8.6	15	0
Capers	9	118	13.1	27	0
LaFleur	7	56	8.0	11	0
Harbour	4	46	11.5	28	0
Sherwin	3	26	8.7	15	1
Murray	2	34	17.0	24	0
Martin	1	41	41.0	41	0
COLTS	300	3615	12.1	84	16
OPPONENTS	306	3933	12.9	72	28

INTERCEPTIONS	NO.	YDS.	AVG.	LG	TD
Coleman	4	36	9.0	31	0
Hicks	2	16	8.0	16	0
Bickett	2	10	5.0	10	0
Daniel, E.	2	6	3.0	3	0
Daniel, K.	2	5	2.5	5	0
Holt	1	80	80.0	80	0
Hand	1	8	8.0	8	0
Armstrong	1	4	4.0	4	0
Cooks	1	1	1.0	1	0
COLTS	16	166	10.4	80	0
OPPONENTS	24	310	12.9	40	2

PUNTING	NO.	YDS.	AVG.	TB	IN20	LG	BLK.
Stark	76	3432	45.2	5	23	63	0
Kiel	5	190	38.0	0	0	43	0
COLTS	81	3622	44.7	5	23	63	0
OPPONENTS	67	2725	40.7	4	21	60	1

PUNT RETURNS	NO.	FC	YDS.	AVG.	LG	TD
Brooks	18	7	141	7.8	18	0
Martin	17	5	109	6.4	25	0
Jackson	0	1	0	0.0	0	0
COLTS	35	13	250	7.1	25	0
OPPONENTS	52	5	533	10.3	71	1

KICKOFF RETURNS	NO.	YDS.	AVG.	LG	TD
Bentley	32	687	21.5	37	0
Martin	21	385	18.3	27	0
Brooks	8	143	17.9	24	0
Daniel, K.	5	109	21.8	30	0
Gill	5	73	14.6	28	0
Wonsley	2	31	15.5	20	0
Williams	1	15	15.0	15	0
COLTS	73	1443	19.5	37	0
OPPONENTS	44	827	19.2	41	0

SACKS: Colts 24.0; Opponents 53.0; Bickett 6-58; Hand 5-32; Thompson 4-18.5; Armstrong 3-21; Ahrens 2-26; Cooks 1-13; Odom 1-10; Broughton 1-9; Kellar 1-6.5

USUAL STARTERS			
PRO BOWLERS IN BOLDFACE		OFFENSE	DEFENSE
WR	Bill Brooks	LDE	Donnell Thompson
LT	Chris Hinton	NT	Willie Broughton,
LG	Ben Utt		Scott Kellar
C	Ray Donaldson	RDE	Jon Hand
RG	Ron Solt	LOLB	Johnie Cooks
RT	Kevin Call	LILB	Cliff Odom
TE	Pat Beach	RILB	Dave Ahrens
WR	Matt Bouza	ROLB	Duane Bickett
QB	Jack Trudeau	LCB	Leonard Coleman
RB	Randy McMillan	RCB	Eugene Daniel
TE/RB	Mark Boyer,	SS	Nesby Glasgow
	George Wonsley	FS	Dwight Hicks,
			Tate Randle
		P	Rohn Stark

PASSING	ATT.	COMP.	YDS.	PCT.	AVG./ATT.	TD	TD%	INT.	INT%	LG	SACKED	RATING
Trudeau	417	204	2225	48.9	5.34	8	1.9	18	4.3	84	29/213	53.6
Hogeboom	144	85	1154	59.0	8.01	6	4.2	6	4.2	60	18/144	81.2
Kiel	25	11	236	44.0	9.44	2	8.0	0	0.0	50	5/42	104.8
Bentley	0	0	0	0.0	0.0	0	0.0	0	0.0	0	1/7	0.0
COLTS	586	300	3615	51.2	6.17	16	2.7	24	4.1	84	53/406	62.5
OPPONENTS	510	306	3933	60.0	7.71	28	5.5	16	3.1	72	24/194	89.6

RECORDS
 2014 SEASON
 IN REVIEW
 COLTS HISTORY
 PLAYERS
 BUSINESS OPERATIONS
 FOOTBALL OPERATIONS
 COACHING STAFF
 ADMINISTRATION
 COLTS IN THE COMMUNITY

1987

RECORD: 9-6 COACH: RON MEYER
FIRST - AFC EASTERN DIVISION
HOME: 4-4 AWAY: 5-2
DIV: 5-3 CONF: 8-6 NCONF: 1-0
***Sellout**

DATE	RESULTS	OPPONENT	ATTENDANCE
9/13	L 21-23	CINCINNATI	*59,387
9/20	L 10-23	MIAMI	57,524
9/27		@ St. Louis	Canceled
10/4	W 47-6	@ Buffalo	9,860
10/11	W 6-0	NEW YORK JETS	34,927
10/18	L 7-21	@ Pittsburgh	34,627
10/25	W 30-16	NEW ENGLAND	48,850
11/1	W 19-14	@ New York Jets	60,863
11/8	L 13-16	SAN DIEGO	60,459
11/15	W 40-21	@ Miami	65,433
11/22	L 0-24	@ New England	59,906
11/29	W 51-27	HOUSTON	54,999
12/6	W 9-7	@ Cleveland	70,661
12/13	L 3-27	BUFFALO	60,253
12/20	W 20-7	@ San Diego	46,211
12/27	W 24-6	TAMPA BAY	*60,468
1/9	L 21-38	@ Cleveland	79,838

TEAM STATISTICS		COLTS	OPP
TOTAL FIRST DOWNS		285	276
Rushing		122	97
Passing		138	161
Penalty		25	18
3rd Dwn. M/A/Pct.		70/201/34.8	85/218/39.0
4th Dwn. M/A/Pct.		7/16/43.8	5/13/38.5
TOTAL NET YARDS		4995	4550
Avg. Per Game		333.0	303.3
Total Plays		968	1003
Avg. Per Play		5.2	4.5
NET YARDS RUSHING		2143	1790
Avg. Per Game		142.9	119.3
Total Rushes		497	463
NET YARDS PASSING		2852	2780
Avg. Per Game		190.1	184.0
Tackled/Yards Lost		24/190	39/313
Gross Yards		3042	3073
Att./Completions		447/255	501/250
Completion Pct.		57.0	49.9
Had Intercepted		16	20
PUNTS/AVERAGE		78/37.7	82/37.2
NET PUNTING AVG.		30.8	31.0
PENALTIES/YARDS		90/742	85/689
FUMBLES/BALL LOST		36/18	43/25
TOUCHDOWNS		31	28
Rushing		14	6
Passing		16	19
Defense/Kicking		1/0	2/1
TIME OF POSSESSION		30:10	29:50

SCORE BY PERIODS		1	2	3	4	TOTAL
COLTS		48	120	61	71	300
OPPONENTS		61	52	48	77	238

SCORING	TDR	TDP	TDR/T	PAT	FG	S	P
Biasucci				24-24	24-27	96	
Bentley	7	2				54	
Dickerson	5					30	
Bouza	4					24	
Brooks	3					18	
Murray	3					18	
Jordan			7-7		3-5	16	
Noble	2					12	
Brown	1					6	
Jones	1					6	
Sherwin	1					6	
Thompson		1				6	
Wonsley	1					6	
Leiding						2	
COLTS	14	16	1	31-31	27-32	1	300
OPPONENTS	6	19	3	25-28	15-27	0	238

FGS	1-19	20-29	30-39	40-49	50+	TOT.
Biasucci	0-0	5-6	12-12	6-7	1-2	24-27
Jordan	0-0	1-1	2-2	0-2	0-0	3-5
COLTS	0-0	6-7	14-14	6-9	1-2	27-32
OPP.	0-0	4-5	8-13	3-7	0-2	15-27

Biasucci:	(0)	(50)	(0)	(0)	(48,38,24)	(36,28,45,38,33)
	(37,27,53)	(22,32,25,23)	(46)	(36,45,49)		
	(33,37,41)	(30)	(36,41)	(30)		
Jordan:	(0)	(36)	(35,25,42,42)	(0)	(0)	(0)
	(42,20)	(27)	(0)	(46,33)	(29)	(38,31,49)
	(42,37,39)	(0)	(37,34,37)	(52,37,28,48,44)		
	(38)	(39,25)	(52)	(38,47,37)		

RUSHING	NO.	YDS.	AVG.	LG	TD
Dickerson	223	1011	4.5	53	5
Bentley	142	631	4.4	171	7
Banks	50	245	4.9	35	0
Brown	19	85	4.5	18	1
Wonsley	18	71	3.9	12	1
McLemore	17	58	3.4	9	0
Kiel	4	30	7.5	16	0
Trudeau	15	7	0.5	9	0
Hogeboom	3	3	1.0	2	0
Carver	2	3	1.5	3	0
Nugent	2	1	0.5	3	0
Brooks	2	-2	-1.0	1	0
COLTS	497	2143	4.3	53	14
OPPONENTS	463	1790	3.9	51	6

RECEIVING	NO.	YDS.	AVG.	LG	TD
Brooks	51	722	14.2	52t	3
Bouza	42	569	13.5	44t	4
Bentley	34	447	13.1	72t	2
Beach	28	239	8.5	16	0
Murray	20	339	17.0	43	3
Dickerson	13	133	10.2	28	0
Noble	10	78	7.8	18	2
Boyer	10	73	7.3	15	0
Sherwin	9	86	9.6	32	1
Banks	9	50	5.6	18	0
Bellini	5	69	13.8	19	0
Wonsley	5	48	9.6	16	0
Brandes	5	35	7.0	13	0
Kearse	3	56	18.7	21	0
Hawthorne	3	41	13.7	21	0
Jones	3	25	8.3	13	1
McLemore	2	9	2.5	5	0
Johnson	1	15	15.0	15	0
Bryant	1	12	12.0	12	0
Utt	1	-4	-4.0	-4	0
COLTS	255	3042	11.9	72t	16
OPPONENTS	250	3073	12.3	61t	19

INTERCEPTIONS	NO.	YDS.	AVG.	LG	TD
Prior	6	57	9.5	38	0
Tullis	3	0	0.0	0	0
Robinson	2	86	43.0	68	0
Daniel	2	34	17.0	34	0
Jones	2	26	13.0	23	0
Davis	1	7	7.0	7	0
Cooks	1	2	2.0	2	0
Curry	1	0	0.0	0	0
Glasgow	1	0	0.0	0	0
Perryman	1	0	0.0	0	0
COLTS	20	212	10.6	68	0
OPPONENTS	16	181	11.3	45t	1

PUNTING	NO.	YDS.	AVG.	TB	INT2	LG	BLK.
Stark	61	2440	40.0	7	12	63	2
Kiel	12	440	36.7	1	3	50	0
Colquitt	2	61	30.5	0	0	33	1
COLTS	78	2941	37.7	8	15	63	3
OPPONENTS	82	3048	37.2	15	15	57	3

PUNT RETURNS	NO.	FC	YDS.	AVG.	LG	TD
Brooks	22	9	136	6.2	17	0
Johnson	9	2	42	4.7	12	0
Tullis	4	4	27	6.8	10	0
Simmons	2	0	5	2.5	5	0
Ahrens	1	0	0	0.0	0	0
COLTS	38	12	210	5.5	17	0
OPPONENTS	39	9	376	9.6	28	0

KICKOFF RETURNS	NO.	YDS.	AVG.	LG	TD
Bentley	22	500	22.7	45	0
Daniel	10	225	22.5	29	0
Wright	10	187	18.7	27	0
Johnson	6	98	16.3	28	0
Prior	3	47	15.7	22	0
Noble	2	35	17.5	18	0
Wonsley	1	19	19.0	19	0
Perryman	1	4	4.0	4	0
COLTS	55	1115	20.3	45	0
OPPONENTS	60	1068	17.8	40	0

SACKS: Colts 39.0; Opponents 24.0; Bickett 8-62; Thompson 5-42; Cooks 5-40; Darby 3-24; Thorp 3-17; Krauss 2-18; Wright 1-16; Hand 1-14; Mattiace 1-13; Prior 1-11; Elko 1-10; Benjamin 1-9; Perryman 1-9; Glasgow 1-8; Chatman 1-7; Bullock 1-6; Leiding 1-4; Grimsley 1-3; Sally 1-0

USUAL STARTERS
PRO BOWLERS IN BOLDFACE

	OFFENSE	DEFENSE
WR	Bill Brooks	LDE Donnell Thompson
LT	Chris Hinton	NT Jerome Saly
LG	Ben Utt	RDE Jon Hand
C	Ray Donaldson	LOLB Johnnie Cooks
RG	Ron Solt	LLB Cliff Odom
RT	Kevin Call	RILB Barry Krauss
TE	Pat Beach	ROLB Duane Bickett
WR	Matt Bouza	LCB Willie Tullis
QB	Jack Trudeau,	RCB Eugene Daniel
	Gary Hogeboom	SS Nesby Glasgow
RB	Eric Dickerson	FS Freddie Robinson,
TE/RB	Tim Sherwin,	Mike Prior
	Albert Bentley,	K Dean Biasucci

PASSING	ATT.	COMP.	YDS.	PCT.	AVG./ATT.	TD	TD%	INT.	INT%	LG	SACKED	RATING
Trudeau	229	128	1587	55.9	6.93	6	2.6	6	2.6	55t	13/100	75.4
Hogeboom	168	99	1145	58.9	6.82	9	5.4	5	3.0	72t	8/63	85.0
Kiel	33	17	195	51.5	5.91	1	3.0	3	9.1	21t	0/0	41.9
Salisbury	12	8	68	66.7	5.67	0	0.0	2	16.7	11t	2/18	41.7
Nugent	5	3	47	60.0	9.40	0	0.0	0	0.0	21t	1/9	91.3
COLTS	447	255	3042	57.0	6.81	16	3.6	16	3.6	72t	24/190	75.0
OPPONENTS	501	250	3073	49.9	6.13	19	3.8	20	4.0	61t	39/313	65.2



1988

RECORD: 9-7 COACH: RON MEYER
SECOND – AFC EASTERN DIVISION

HOME: 6-2 AWAY: 3-5

DIV: 5-3 CONF: 7-5 NCONF: 2-2

*Sellout

DATE	RESULTS	OPPONENT	ATTENDANCE
9/4	L 14-17	OT HOUSTON	57,251
9/11	L 13-17	CHICAGO	*60,503
9/19	L 17-23	@ Cleveland	75,148
9/25	W 15-13	MIAMI	*59,638
10/2	L 17-21	@ New England	58,050
10/9	L 23-34	@ Buffalo	76,018
10/16	W 35-31	TAMPA BAY	53,135
10/23	W 16-0	@ San Diego	37,322
10/31	W 55-23	DENVER	*60,544
11/6	W 38-14	NEW YORK JETS	59,233
11/13	W 20-13	@ Green Bay	53,492
11/20	L 3-12	@ Minnesota	58,342
11/27	W 24-21	NEW ENGLAND	*58,157
12/4	W 31-28	@ Miami	45,236
12/10	L 16-34	@ New York Jets	46,284
12/18	W 17-14	BUFFALO	*59,908

TEAM STATISTICS

	COLTS	OPP
TOTAL FIRST DOWNS	311	315
Rushing	153	109
Passing	130	184
Penalty	28	22
3rd Dwn. M/A/Pct.	64/186/34.4	88/204/43.1
4th Dwn. M/A/Pct.	11/20/55.0	9/16/56.3
TOTAL NET YARDS	4870	5296
Avg. Per Game	304.4	331.0
Total Plays	982	1016
Avg. Per Play	5.0	5.2
NET YARDS RUSHING	2249	1694
Avg. Per Game	140.6	105.9
Total Rushes	545	447
NET YARDS PASSING	2621	3602
Avg. Per Game	163.8	225.1
Tackled/Yards Lost	34/244	30/201
Gross Yards	2865	3803
Att./Completions	403/222	539/321
Completion Pct.	55.1	59.6
Had Intercepted	22	15
PUNTS/AVERAGE	64/43.5	68/39.4
NET PUNTING AVG.	34.5	33.6
PENALTIES/YARDS	89/657	118/965
FUMBLES/BALL LOST	20/8	32/20
TOUCHDOWNS	40	38
Rushing	23	14
Passing	15	21
Defense/Kicking	1/1	1/2
TIME OF POSSESSION	30:19	29:41

SCORE BY PERIODS

	1	2	3	4	OT	TOTAL
COLTS	77	135	61	81	0	354
OPPONENTS	55	88	48	121	3	315

SCORING	TDR	TDPTDRT	PAT	FG	S	TP
Biasucci			39-40	25-32		114
Dickerson	14	1				90
Verdin	4	1				30
Bouza	4					24
Bentley	2	1				18
Brooks		3				18
Chandler	3					18
Boyer		2				12
Turner	2					12
Daniel		1				6
Hogeboom	1					6
Wonsley	1					6
COLTS	23	15	2	39-40	25-32	0 354
OPPONENTS	14	21	3	36-38	17-25	0 315

FGS	1-19	20-29	30-39	40-49	50+	TOT.
Biasucci	0-0	8-8	5-6	6-10	6-8	25-32
COLTS	0-0	8-8	5-6	6-10	6-8	25-32
OPP.	1-1	7-9	4-6	5-7	0-2	17-25

Biasucci:	(57)	(38.53)	(30)	(50.34)	(41.51)	(51.25)
	(20)	(31.49)	(40.22)	(20.44)	(51.31)	(31.29)
	(48.51)	(20.25)	(44.42)	(28)	(47)	(45)
	(52.48)					
OPP.:	(47.26)	(35)	(40.37)	(21.29)	(40)	(31)
	(52.45)	(19)	(39)	(27)	(51)	(22.20)
	(25.26)	(30.49)	(43.27)	(35.46)		

RUSHING	NO.	YDS.	AVG.	LG	TD
Dickerson	388	1659	4.3	41	14
Bentley	45	230	5.1	20	2
Chandler	46	139	3.0	29	3
Verdin	8	77	9.6	44	0
Brooks	5	62	12.4	38	0
Wonsley	26	48	1.8	4	1
Turner	16	42	2.6	14	2
Hogeboom	11	-8	-0.7	6	1
COLTS	545	2249	4.1	44	23
OPPONENTS	447	1694	3.8	29	14

RECEIVING	NO.	YDS.	AVG.	LG	TD
Brooks	54	867	16.1	53	3
Dickerson	36	377	10.5	50	1
Boyer	27	256	9.5	24	2
Bentley	26	252	9.7	21	1
Beach	26	235	9.0	23	0
Bouza	25	342	13.7	28	4
Verdin	20	437	21.9	54	4
Bellini	5	64	12.8	25	0
Baldinger	1	37	37.0	37	0
Hinton	1	1	1.0	1	0
Donaldson	1	-3	-3.0	-3	0
COLTS	222	2865	12.9	58	15
OPPONENTS	321	3803	11.8	58	21

INTERCEPTIONS	NO.	YDS.	AVG.	LG	TD
Tullis	4	36	9.0	20	0
Prior	3	46	15.3	23	0
Bickett	3	7	2.3	7	0
Goode	2	53	26.5	35	0
Daniel	2	44	22.0	41	1
Krauss	1	3	3.0	3	0
COLTS	15	189	12.6	41	1
OPPONENTS	22	291	13.2	44	1

PUNTING	NO.	YDS.	AVG.	TB	IN20	LG	BLK.
Stark	64	2784	43.5	8	15	65	0
COLTS	64	2784	43.5	8	15	65	0
OPPONENTS	68	2677	39.4	7	25	74	0

PUNT RETURNS	NO.	FC	YDS.	AVG.	LG	TD
Verdin	22	7	239	10.9	73	1
Brooks	3	0	15	5.0	8	0
Prior	1	5	0	0.0	0	0
COLTS	26	12	254	9.8	73	1
OPPONENTS	37	3	418	11.3	59	1

KICKOFF RETURNS	NO.	YDS.	AVG.	LG	TD
Bentley	39	775	19.9	40	0
Verdin	7	145	20.7	32	0
Banks	4	56	14.0	20	0
Beach	1	35	35.0	35	0
Wright	1	22	22.0	22	0
COLTS	52	1033	19.9	40	0
OPPONENTS	67	1480	22.1	95	1

SACKS: Colts 30.0; Opponents 34.0; Hand 5-34; Bickett 3.5-24; Thompson 3-30; Alston 3-22; Johnson 3-16; Darby 2-15; Armstrong 2-8; Odum 2-7; TEAM 2-16; Swoope 1-10; Herrod 1-9; Prior 1-6; Tullis 1-0; Wright 5-4

USUAL STARTERS

PRO BOWLERS IN BOLDFACE

	OFFENSE	DEFENSE	
WR	Bill Brooks	LDE	Donnell Thompson
LT	Chris Hinton	NT	Joe Klecko
LG	Randy Dixon	RDE	Jon Hand
C	Ray Donaldson	LOLB	O'Brien Alston
RG	Ben Utt	LILB	Fredd Young
RT	Joel Patten	RILB	Barry Krauss
TE	Pat Beach	ROLB	Duane Bickett
WR	Clarence Verdin	LCB	Willie Tullis,
QB	Chris Chandler		Chris Goode
RB	Eric Dickerson	RCB	Eugene Daniel
H-B	Mark Boyer	SS	Fredde Robinson
		FS	Mike Prior

PASSING	ATT.	COMP.	YDS.	PCT.	AVG./ATT.	TD	TD%	INT.	INT%	LG	SACKED	RATING
Chandler	233	129	1619	55.4	6.95	8	3.4	12	5.2	54	18/128	67.2
Hogeboom	131	76	996	58.0	7.60	7	5.3	7	5.3	58	12/88	77.7
Trudeau	34	14	158	41.2	4.65	0	0.0	3	8.8	48	2/13	19.0
Turner	4	3	92	75.0	23.00	0	0.0	0	0.0	37	2/15	116.7
Bentley	1	0	0	0.0	0.00	0	0.0	0	0.0	0	0/0	39.6
COLTS	403	222	2865	55.1	7.11	15	3.7	22	5.5	58	34/244	67.3
OPPONENTS	539	321	3803	59.6	7.06	21	3.9	15	2.8	58	30/201	82.5

RECORDS IN THE COMMUNITY
2014 SEASON IN REVIEW
PLAYERS
BUSINESS OPERATIONS
FOOTBALL OPERATIONS
COACHING STAFF
ADMINISTRATION

1989

RECORD: 8-8 COACH: RON MEYER
SECOND – AFC EASTERN DIVISION
HOME: 6-2 AWAY: 2-6
DIV: 4-4 CONF: 7-5 NCONF: 1-3
***Sellout**

DATE	RESULTS	OPPONENT	ATTENDANCE
9/10	L 24-30	SAN FRANCISCO	*60,111
9/17	L 17-31	@ Los Angeles Rams	63,995
9/24	W 13-9	ATLANTA	57,816
10/1	W 17-10	@ New York Jets	65,542
10/8	W 37-14	BUFFALO	*58,890
10/15	L 3-14	@ Denver	74,680
10/22	W 23-12	@ Cincinnati	57,642
10/29	L 20-23 OT	NEW ENGLAND	*59,356
11/5	L 13-19	@ Miami	52,680
11/12	L 7-30	@ Buffalo	79,256
11/19	W 27-10	NEW YORK JETS	*58,236
11/26	W 10-6	SAN DIEGO	*58,822
12/3	L 16-22	@ New England	32,234
12/10	W 23-17 OT	CLEVELAND	*58,550
12/17	W 42-13	MIAMI	*55,665
12/24	L 6-41	@ New Orleans	49,009

SCORING	TDR	TDPTDRT	PAT	FG	S	TP
Biasucci			31-32	21-27		94
Dickerson	7	1				48
Bentley	1	3	1			30
Brooks	4					24
Rison	4					24
Beach	2					12
Boyer	2					12
Trudeau	2					12
Verdin	1	1				12
Chandler	1					6
Dixon			1			6
Prior			1			6
Pruitt			1			6
Taylor			1			6
COLTS	11	18	5	31-33	21-27	0 298
OPPONENTS	10	15	4	29-29	32-43	1 301

INTERCEPTIONS	NO.	YDS.	AVG.	LG	TD
Taylor	7	225	32.1	50t	1
Prior	6	88	14.7	58t	1
Banks	2	13	6.5	11	0
Young	2	2	1.0	6	0
Daniel	1	34	34.0	34	0
Plummer	1	18	18.0	18	0
Bickett	1	6	6.0	6	0
Ball	1	5	5.0	5	0
COLTS	21	391	18.6	80t	2
OPPONENTS	17	345	20.3	92t	2

PUNTING	NO.	YDS.	AVG.	TB	IN20	LG	BLK.
Stark	79	3392	42.9	10	14	64	1
COLTS	80	3392	42.4	10	14	64	1
OPPONENTS	65	2702	41.6	7	19	58	2

TEAM STATISTICS	COLTS	OPP
TOTAL FIRST DOWNS	273	336
Rushing	118	126
Passing	140	192
Penalty	15	18
3rd Dwn. M/A/Pct.	72/211/34.1	95/220/43.2
4th Dwn. M/A/Pct.	7/16/43.8	4/10/40.0
TOTAL NET YARDS	4813	5611
Avg. Per Game	300.8	350.7
Total Plays	979	1109
Avg. Per Play	4.9	5.1
NET YARDS RUSHING	1853	2077
Avg. Per Game	115.8	129.8
Total Rushes	458	507
NET YARDS PASSING	2960	3534
Avg. Per Game	185.0	220.9
Tackled/Yards Lost	28/174	46/384
Gross Yards	3134	3918
Att./Completions	493/253	566/322
Completion Pct.	51.3	57.9
Had Intercepted	17	21
PUNTS/AVERAGE	80/42.4	65/41.6
NET PUNTING AVG.	32.9	34.5
FUMBLES/BALL LOST	89/704	103/772
TOUCHDOWNS	34	29
Rushing	11	10
Passing	18	15
Defense/Kicking	2/3	2/2
TIME OF POSSESSION	27:15	32:45

FGS	1-19	20-29	30-39	40-49	50+	TOT.
Biasucci	2-2	6-6	9-10	3-5	1-4	21-27
COLTS	2-2	6-6	9-10	3-5	1-4	21-27
OPP.	2-2	10-10	8-12	10-17	2-2	32-43

Biasucci:	(50,31,52)	(19)	(25,29)	(38)	(32,46,25)
	(49,55)	(27)	(32,39)	(36,48,33)	()
	(45,37,31)	(22)	(18)	(53,35)	() (41,23)
OPP.:	(38,26,31)	(40)	(19,34,27)	(26)	(40)
	(30,29,23,21)	(47,38,48,46,51)	(18)		
	(42,40,42,32)	(46,45)	(33,44,38)		
	(40,44,37,34,24,50,23)	(48,39,35)			
	(43,47,44)	(21,29)			

RUSHING	NO.	YDS.	AVG.	LG	TD
Dickerson	314	1311	4.2	21t	7
Bentley	75	299	4.0	22	1
Trudeau	35	91	2.6	17	2
Chandler	7	57	8.1	23	1
Hunter	13	47	3.6	11	0
Verdin	4	39	9.8	26	0
Rison	3	18	6.0	18	0
Ramsey	4	5	1.3	3	0
Brooks	2	-3	-1.5	0	0
Stark	1	-11	-11.0	-11	0
COLTS	458	1853	4.0	26	11
OPPONENTS	507	2077	4.1	27	10

RECEIVING	NO.	YDS.	AVG.	LG	TD
Brooks	63	919	14.6	55t	4
Rison	52	820	15.8	61	4
Bentley	52	525	10.1	61	3
Dickerson	30	211	7.0	22	1
Verdin	20	381	19.1	82t	1
Beach	14	87	6.2	17	2
Boyer	11	58	5.3	15	2
Weathers	6	62	10.3	19t	0
Pruitt	5	71	14.2	40	1
COLTS	253	3134	12.4	82t	18
OPPONENTS	322	3918	12.2	58t	15

PUNT RETURNS	NO.	FC	YDS.	AVG.	LG	TD
Verdin	23	5	296	12.9	49t	1
Rison	2	2	20	10.0	12	0
Washington	1	0	6	6.0	6	0
Prior	0	3	0	0.0	0	0
COLTS	26	10	322	12.4	49t	1
OPPONENTS	51	7	558	10.9	70t	1

KICKOFF RETURNS	NO.	YDS.	AVG.	LG	TD
Verdin	19	371	19.5	29	0
Bentley	17	328	19.3	29	0
Pruitt	12	257	21.4	49	0
Rison	8	150	18.8	30	0
Hunter	4	58	14.5	19	0
COLTS	60	1164	19.4	49	0
OPPONENTS	63	1208	19.2	48	0

SACKS: Colts 46.0; Opponents 28.0; Hand 10-85; Johnson 8.5-72.5; Bickett 8-66; Thompson 7-68; Young 2-18; Herrod 2-14; McDonald 2-13; Larson 1-15; TEAM 1-14; Armstrong 1-8; Banks 1-4; Plummer 1-4; Alston 1-1; Clancy 5-1.5

USUAL STARTERS

PRO BOWLERS IN BOLDFACE

OFFENSE	DEFENSE
WR Bill Brooks	LDE Donnell Thompson
LT Chris Hinton	NT Harvey Armstrong
LG Randy Dixon	RDE Jon Hand
C Ray Donaldson	Chip Banks
RG Ben Utt	LILB Jeff Herrod
RT Kevin Call	RILB Fred Young
TE Pat Beach	ROLB Duane Bickett
WR Andre Rison	LCB Chris Goode,
QB Jack Trudeau	John Baylor
RB Eric Dickerson	RCB Eugene Daniel
RB Albert Bentley	SS Michael Ball
	FS Mike Prior

PASSING	ATT.	COMP.	YDS.	PCT.	AVG./ATT.	TD	TD%	INT.	INT%	LG	SACKED	RATING
Trudeau	362	190	2317	52.5	6.40	15	4.1	13	3.6	71t	20/125	71.3
Chandler	80	39	537	48.8	6.71	2	2.5	3	3.8	82t	3/17	63.4
Ramsey	50	24	280	48.0	5.60	1	2.0	1	2.0	47t	4/26	63.8
Bentley	1	0	0	0.0	0.00	0	0.0	0	0.0	0t	0/0	39.6
Dickerson	0	0	0	0.0	0.00	0	0.0	0	0.0	0t	1/6	0.0
COLTS	493	253	3134	51.3	6.36	18	3.7	17	3.4	82t	28/174	69.1
OPPONENTS	556	322	3918	57.9	7.05	15	2.7	21	3.8	58t	46/384	73.0

1990

RECORD: 7-9 COACH: RON MEYER
THIRD – AFC EASTERN DIVISION
HOME: 3-5 AWAY: 4-4
DIV: 3-5 CONF: 5-7 NCONF: 2-2

*Sellout	DATE	RESULTS	OPPONENT	ATTENDANCE
	9/9	L 10-26	@ Buffalo	78,899
	9/16	L 14-16	NEW ENGLAND	49,256
	9/23	L 10-24	@ Houston	50,093
	9/30	W 24-23	@ Philadelphia	62,067
	10/7	W 23-19	KANSAS CITY	54,950
	10/21	L 17-27	DENVER	*59,850
	10/28	L 7-27	MIAMI	*59,213
	11/5	L 7-24	NEW YORK GIANTS	*58,688
	11/11	W 13-10	@ New England	28,924
	11/18	W 17-14	NEW YORK JETS	47,283
	11/25	W 34-20	@ Cincinnati	60,051
	12/2	L 17-20	@ Phoenix	31,885
	12/9	L 7-31	BUFFALO	53,268
	12/16	W 29-21	@ New York Jets	41,423
	12/22	W 35-28	WASHINGTON	58,173
	12/30	L 17-23	@ Miami	59,547

TEAM STATISTICS	COLTS	OPP
TOTAL FIRST DOWNS	245	320
Rushing	81	130
Passing	142	176
Penalty	22	14
3rd Dwn. M/A/Pct.	56/185/30.3	87/204/42.6
4th Dwn. M/A/Pct.	11/18/61.1	7/14/50.0
TOTAL NET YARDS	4155	5614
Avg. Per Game	259.7	350.9
Total Plays	874	1034
Avg. Per Play	4.8	5.4
NET YARDS RUSHING	1282	2212
Avg. Per Game	80.1	138.3
Total Rushes	305	513
NET YARDS PASSING	2873	3402
Avg. Per Game	179.6	212.6
Tackled/Yards Lost	51/424	29/203
Gross Yards	3297	3605
Att./Completions	488/297	492/301
Completion Pct.	55.1	61.2
Had Intercepted	21	9
PUNTS/AVERAGE	72/42.8	58/42.0
NET PUNTING AVG.	37.4	34.4
PENALTIES/YARDS	79/590	104/781
FUMBLES/BALL LOST	23/10	25/15
TOUCHDOWNS	33	36
Rushing	9	12
Passing	22	20
Defense/Kicking	2/0	4/0
TIME OF POSSESSION	26:27	33:33

SCORE BY PERIODS	1	2	3	4	TOTAL
COLTS	47	68	85	81	281
OPPONENTS	87	128	43	95	353

SCORING	TDR	TOPTDRT	PAT	FG	S	TP
Biasucci			32-33	17-24		83
Bentley	4	2				36
Hester		6				36
Brooks		5				30
Morgan		5				30
Dickerson	4					24
Johnson		2				12
Beach		1				6
George	1					6
Goode		1				6
Grant		1				6
Verdin		1				6
COLTS	9	22	2	32-33	17-24	0 281
OPPONENTS	12	20	4	35-36	32-43	3 353

FGS	1-19	20-29	30-39	40-49	50+	TOT.
Biasucci	1-1	5-6	7-8	2-4	2-5	17-24
COLTS	1-1	5-6	7-8	2-4	2-5	17-24
OPP:	0-0	11-11	13-17	5-10	3-5	32-43

Biasucci:	(24.29)	() (33)	(41)	(38.21, 42.18)	(32.43)	() (54.38)	(52.38)	(51.22, 26)	(49.52)	() (35.20, 37)	() (39.55)
-----------	---------	----------	------	----------------	---------	-------------	---------	-------------	---------	-----------------	-------------

OPP:	(29.44, 31.37, 43.47)	(49.39, 27.25)	(36.30)	(22.49, 44.31)	(37.39, 32.44, 35)	(39.32, 42)	(34.53)	(23.50)	(29)	(32.21, 29.40)	() (36)
------	-----------------------	----------------	---------	----------------	--------------------	-------------	---------	---------	------	----------------	----------

RUSHING	NO.	YDS.	AVG.	LG	TD
Dickerson	166	677	4.1	43	4
Bentley	137	556	4.1	26	4
Trudeau	10	28	2.8	9	0
Clark	7	10	1.4	11	0
Hester	4	9	2.3	10	0
George	11	2	0.2	6	1
COLTS	335	1282	3.8	43	9
OPPONENTS	513	2212	4.3	32	12

RECEIVING	NO.	YDS.	AVG.	LG	TD
Bentley	71	664	9.4	73	2
Brooks	62	823	13.3	75	5
Hester	54	924	17.1	64	6
Morgan	23	364	15.8	42	5
Dickerson	18	92	5.1	17	0
Verdin	14	178	12.7	45	1
Beach	12	124	10.3	21	1
Johnson	5	32	6.4	15	2
Clark	5	23	4.6	11	0
Simmons	4	33	8.3	12	0
Prior	1	40	40.0	40	0
COLTS	269	3297	12.3	75	22
OPPONENTS	301	3605	12.0	66	20

INTERCEPTIONS	NO.	YDS.	AVG.	LG	TD
Prior	3	66	22.0	36	0
Taylor	2	51	25.5	40	0
Grant	1	25	25.0	25	1
Herrod	1	12	12.0	12	0
Goode	1	10	10.0	10	0
Bickett	1	9	9.0	9	0
COLTS	9	173	19.2	40	1
OPPONENTS	21	221	10.5	35	1

PUNTING	NO.	YDS.	AVG.	TB	IN20	LG	BLK.
Verdin	71	3084	43.4	3	24	61	1
COLTS	72	3084	43.4	3	24	61	1
OPPONENTS	58	2435	42.0	2	13	68	0

PUNT RETURNS	NO.	FC	YDS.	AVG.	LG	TD
Verdin	31	3	396	12.8	36	0
Grant	2	0	6	3.0	6	0
Prior	2	6	0	0.0	0	0
Daniel	1	0	0	0.0	0	0
COLTS	36	9	402	11.2	36	0
OPPONENTS	42	15	334	8.0	32	0

KICKOFF RETURNS	NO.	YDS.	AVG.	LG	TD
Simmons	19	348	18.3	34	0
Verdin	18	350	19.4	44	0
Grant	15	280	18.7	29	0
Bentley	11	211	19.2	36	0
Ball	1	0	0.0	0	0
Janvis	1	0	0.0	0	0
COLTS	65	1189	18.3	44	0
OPPONENTS	49	961	19.6	38	0

SACKS: Colts 29.0; Opponents 51.0.; Clancy 7.5-57; Herrod 4.5-35.5; Banks 4.5-25.5; Hand 3.5-27.5; Bickett 3.5-15; Faulkner 2-17; Siragusa 2-12; Thompson 1.5-13.5

USUAL STARTERS						PRO BOWLERS IN BOLDFACE					
OFFENSE			DEFENSE			OFFENSE			DEFENSE		
WR	Bill Brooks	LDE	Donnell Thompson								
LT	Zefross Moss	NT	Harvey Armstrong								
LG	Randy Dixon	RDE	Jon Hand								
C	Ray Donaldson	LOLB	Chip Banks								
RG	Brian Baldinger	LILB	Jeff Herrod								
	Pat Tomberlin	RILB	Fredd Young								
RT	Kevin Call	ROLB	Duane Bickett								
	Brian Baldinger	LCB	Chris Goode								
TE	Pat Beach	RCB	Eugene Daniel								
WR	Jessie Hester	SS	Keith Taylor								
QB	Jeff George	FS	Mike Prior								
RB	Eric Dickerson	P	Rohn Stark								
RB	Albert Bentley	KR	Clairence Verdin								

PASSING	ATT.	COMP.	YDS.	PCT.	AVG./ATT.	TD	TD%	INT.	INT%	LG	SACKED	RATING
George	334	181	2152	54.2	6.44	16	4.8	13	3.9	75	37/320	73.8
Trudeau	144	84	1078	58.3	7.49	6	4.2	6	4.2	73	14/104	78.4
Ferguson	8	2	21	25.0	2.63	0	0.0	2	25.0	13	0/0	0.0
Herrmann	1	1	6	100.0	6.00	0	0.0	0	0.0	6	0/0	91.7
Stark	1	1	40	100.0	40.00	0	0.0	0	0.0	40	0/0	118.8
COLTS	488	269	3297	55.1	6.76	22	4.5	21	4.3	75	51/424	73.3
OPPONENTS	492	301	3605	61.2	7.33	20	4.1	9	1.8	66	29/203	89.5

RECORDS
 2014 SEASON
 IN REVIEW
 COLTS
 HISTORY
 PLAYERS
 BUSINESS
 OPERATIONS
 FOOTBALL
 OPERATIONS
 COACHING
 STAFF
 ADMINISTRATION
 RECORDS
 COLTS
 IN THE
 COMMUNITY



1991

RECORD: 1-15 COACH: RON MEYER (5), RICK VENTURI (11)

FIFTH – AFC EASTERN DIVISION

HOME: 0-8 AWAY: 1-7

DIV: 1-7 CONF: 1-11 NCONF: 0-4

*Sellout

Table with columns: DATE, RESULTS, OPPONENT, ATTENDANCE. Rows include games against New England, Miami, Los Angeles Raiders, Detroit, Seattle, Pittsburgh, New York Jets, Miami, New York Jets, Chicago, Green Bay @ Milw., Cleveland, New England, Buffalo, Tampa Bay.

Table with columns: SCORING, TDR, TDPTDRT, PAT, FG, S, TP. Rows include player names like Biasucci, Hester, Brooks, Dickerson, Manoa, Verdin and team totals for COLTS and OPPONENTS.

Table with columns: INTERCEPTIONS, NO., YDS., AVG., LG, TD. Rows include player names like Baylor, Prior, Daniel, Goode, Radevic, Herrod, Holloway, Taylor and team totals for COLTS and OPPONENTS.

TEAM STATISTICS

Table with columns: STATISTIC, COLTS, OPP. Rows include Total First Downs, Rushing, Passing, Penalty, 3rd Dwn. M/A/Pct., 4th Dwn. M/A/Pct., Total Net Yards, Avg. Per Game, Total Plays, Avg. Per Play, Net Yards Rushing, Avg. Per Game, Total Rushes, Net Yards Passing, Avg. Per Game, Tackled/Yards Lost, Gross Yards, Att./Completions, Completion Pct., Had Intercepted, PUNTS/AVERAGE, NET PUNTING AVG., PENALTIES/YARDS, FUMBLES/BALL LOST, TOUCHDOWNS, Rushing, Passing, Defense/Kicking, TIME OF POSSESSION.

Table with columns: FGS, Biasucci, COLTS, OPP, Biasucci, OPP. Rows include player names and team totals for FGS, Biasucci, COLTS, and OPPONENTS.

Table with columns: PUNTING, NO., YDS., AVG., TB, IN20, LG, BLK. Rows include player names like Stark and team totals for COLTS and OPPONENTS.

Table with columns: PUNT RETURNS, NO., FC, YDS., AVG., LG, TD. Rows include player names like Verdin, Grant, Prior and team totals for COLTS and OPPONENTS.

Table with columns: KICKOFF RETURNS, NO., YDS., AVG., LG, TD. Rows include player names like Verdin, Martin, Grant, McCloughan, McDonald, Mrosko and team totals for COLTS and OPPONENTS.

SACKS: Colts 29.0; Opponents 57.0; Thompson 5-40; Hand 5-38; Bickett 5-30; Herrod 2.5-22.5; Clancy 2.5-17.5; Goode 2-13; Siragusa 2-12; anks 1-11; Curry 1-7; Holloway 1-7; Ball 1-2; Baylor 1-2

USUAL STARTERS

Table with columns: POSITION, OFFENSE, DEFENSE. Rows include player names and positions like WR Bill Brooks, LT Zefross Moss, LG Randy Dixon, C Brian Baldinger, RG William Schultz, RT Kevin Call, TE Pat Beach, WR Jessie Hester, QB Jeff George, RB Eric Dickerson, RB Ken Clark, Anthony Johnson, LDE Donnell Thompson, NT Travis Davis, Tony Siragusa, RDE Jon Hand, Chip Banks, LILB Scott Radevic, RILB Jeff Herrod, ROLB Duane Bickett, LCB Chris Goode, RCB Eugene Daniel, SS Michael Ball, FS Keith Taylor.

Table with columns: SCORE BY PERIODS, 1, 2, 3, 4, OT, TOTAL. Rows include COLTS and OPPONENTS.

Table with columns: RUSHING, NO., YDS., AVG., LG, TD. Rows include player names like Dickerson, Clark, Manoa, Johnson, George, Perkins, Verdin, Herrmann, Huffman, Stark and team totals for COLTS and OPPONENTS.

Table with columns: RECEIVING, NO., YDS., AVG., LG, TD. Rows include player names like Brooks, Hester, Johnson, Dickerson, Clark, Verdin, Mrosko, Bentley, Martin, Beach, Huffman, Perkins, Manoa, Thornton, Cash, Coley and team totals for COLTS and OPPONENTS.

Table with columns: PASSING, ATT., COMP., YDS., PCT., AVG./ATT., TD, TD%, INT., INT%, LG, SACKED, RATING. Rows include player names like George, Herrmann, Trudeau, Hilger and team totals for COLTS and OPPONENTS.



1993

RECORD: 4-12 COACH: TED MARCHIBRODA

FIFTH – AFC EASTERN DIVISION

HOME: 2-6 AWAY: 2-6

DIV: 2-6 CONF: 4-8 NCONF: 0-4

*Sellout

Table with columns: DATE, RESULTS, OPPONENT, ATTENDANCE. Lists game dates, outcomes, opponents, and attendance figures.

Table with columns: SCORING, TDR, TDPTDRT, PAT, FG, S, TP. Lists scoring plays, touchdowns, field goals, and safeties.

Table with columns: INTERCEPTIONS, NO., YDS., AVG., LG, TD. Lists interception statistics for players.

Table with columns: PUNTING, NO., YDS., AVG., TB, IN20, LG, BLK. Lists punting statistics for players.

Table with columns: PUNT RETURNS, NO., FC, YDS., AVG., LG, TD. Lists punt return statistics for players.

Table with columns: TEAM STATISTICS, COLTS, OPP. Lists team statistics for first downs, rushing, passing, and penalties.

Table with columns: Biasucci, Rushing, Opp. Lists statistics for Biasucci and rushing performance.

Table with columns: KICKOFF RETURNS, NO., YDS., AVG., LG, TD. Lists kickoff return statistics for players.

SACKS: Colts 21.0; Opponents 29.0; Hand 5.5-31; Bickett 3.5-22; Herrod 2-19; Peguese 2-12; Siragusa 1.5-5.5; McClendon 1.5-4.5; Emlman 1-8; Stargell 1-8; Sims 1-7; Clancy 1-3; Conyatt 1-0

USUAL STARTERS

Table with columns: OFFENSE, DEFENSE. Lists usual starting players for offense and defense.

Table with columns: NET YARDS, NET YARDS RUSHING, NET YARDS PASSING, TOUCHDOWNS, PUNTS/AVERAGE, NET PUNTING AVG., PENALTIES/YARDS, FUMBLES/BALL LOST, TOUCHDOWNS, TIME OF POSSESSION. Lists various team performance metrics.

Table with columns: RUSHING, RECEIVING. Lists rushing and receiving statistics for players.

Table with columns: SCORE BY PERIODS, COLTS, OPPONENTS. Lists scores by quarter for Colts and opponents.

Table with columns: COLTS, OPPONENTS. Lists total statistics for Colts and opponents.

Table with columns: PASSING, ATT., COMP., YDS., PCT., AVG./ATT., TD, TD%, INT., INT%, LG, SACKED, RATING. Lists passing statistics for players.

ADMINISTRATION, COACHING STAFF, FOOTBALL OPERATIONS, BUSINESS OPERATIONS, PLAYERS, 2014 SEASON IN REVIEW, COLTS HISTORY, RECORDS, COLTS IN THE COMMUNITY

1994

RECORD: 8-8 COACH: TED MARCHIBRODA

THIRD – AFC EASTERN DIVISION

HOME: 5-3 AWAY: 3-5

DIV: 4-4 CONF: 8-6 NCONF: 0-2

*Sellout

DATE	RESULTS	OPPONENT	ATTENDANCE
9/4	W 45-21	HOUSTON	47,372
9/11	L 10-24	@ Tampa Bay	36,631
9/18	L 21-31	@ Pittsburgh	54,040
9/25	L 14-21	CLEVELAND	55,821
10/2	W 17-15	SEATTLE	49,876
10/9	L 6-16	@ New York Jets	64,934
10/16	W 27-17	@ Buffalo	79,404
10/23	L 27-41	WASHINGTON	*57,879
10/30	W 28-25	NEW YORK JETS	44,350
11/6	L 21-22	@ Miami	71,158
11/20	W 17-13	@ Cincinnati	55,566
11/27	L 10-12	NEW ENGLAND	43,839
12/4	W 31-19	@ Seattle	39,574
12/11	L 13-28	@ New England	57,656
12/18	W 10-6	MIAMI	*58,867
12/24	W 10-9	BUFFALO	38,458

TEAM STATISTICS

	COLTS	OPP
TOTAL FIRST DOWNS	252	311
Rushing	108	98
Passing	126	192
Penalty	18	21
3rd Dwn. M/A/Pct.	70/198/35.4	115/251/45.8
4th Dwn. M/A/Pct.	12/17/70.6	13/23/56.5
TOTAL NET YARDS	4413	5325
Avg. Per Game	275.8	332.8
Total Plays	899	1090
Avg. Per Play	4.9	4.9
NET YARDS RUSHING	2060	1646
Avg. Per Game	128.8	102.9
Total Rushes	495	463
NET YARDS PASSING	2353	3679
Avg. Per Game	147.1	229.9
Tackled/Yards Lost	28/166	29/218
Gross Yards	2519	3897
Att./Completions	376/217	598/354
Completion Pct.	57.7	59.2
Had Intercepted	14	18
PUNTS/AVERAGE	74/41.8	72/42.2
NET PUNTING AVG.	34.1	35.6
PENALTIES/YARDS	82/658	110/824
FUMBLES/BALL LOST	30/17	21/10
TOUCHDOWNS	37	34
Rushing	15	8
Passing	15	24
Defense/Kicking	5/2	2/0
TIME OF POSSESSION	28:31	31:29

SCORE BY PERIODS

	1	2	3	4	TOTAL
COLTS	82	86	73	66	307
OPPONENTS	48	81	59	132	320

SCORING	TDR	TDPTDRT	PAT	FG	S	TP
Biasucci			37-37	16-24	85	
Faulk	11	1			72	
Turner		6			36	
Dawkins		5			30	
Buchanan			3		18	
Majkowski	3				12	
Potts	1	1			18	
Bennett		1			6	
Brewer		1			6	
Cash		1			6	
Coryatt		1			6	
Humphrey		1			6	
Jackson		1			6	
COLTS	15	15	7	37-37	16-24	0 307
OPPONENTS	8	24	2	29-29	27-34	1 320

2-POINT: Colts 0-0; Opponent 2-5

FGS	1-19	20-29	30-39	40-49	50+	TOT.
Biasucci	1-1	5-5	3-7	5-9	2-2	16-24
COLTS	1-1	5-5	3-7	5-9	2-2	16-24
OPP.	1-1	12-12	7-10	7-10	0-1	27-34

Biasucci:	(42)	(26)	(0)	(46)	(35)	(47)	(34)	(33)			
	(50)	(28)	(0)	(32b)	(35)	(42)	(50)	(21)	(27)	(47)	
	(40b)	(42)	(19)	(38b)	(31)	(22)					
OPP.:	(55)	(47)	(46)	(0)	(42)	(43)	(45)	(27)	(42)	(37)	(23)
	(21)	(27)	(26)	(33)	(31)	(20)	(34)	(29)	(46)	(34)	
	(22)	(37)	(25)	(42)	(37)	(31)	(36)	(33)	(19)		
	(49)	(20)	(21)	(24)	(46)						

RUSHING	NO.	YDS.	AVG.	LG	TD
Faulk	314	1282	4.1	52	11
Potts	77	336	4.4	52	1
Harbaugh	39	223	5.7	41	0
Humphrey	18	85	4.7	27	0
Warren	18	80	4.4	34	0
Majkowski	24	34	1.4	10	3
Nagle	1	12	12.0	12	0
Toner	1	11	11.0	11	0
Turner	3	-3	-1.0	5	0
COLTS	495	2060	4.2	52	15
OPPONENTS	463	1646	3.6	40	8

RECEIVING	NO.	YDS.	AVG.	LG	TD
Turner	52	593	11.4	28	6
Faulk	52	522	10.0	85t	1
Dawkins	51	742	14.5	49	5
Cash	16	250	11.9	24	1
Jackson	8	97	12.1	22	1
Warren	3	47	15.7	29	0
Humphrey	3	19	6.3	12	0
Bailey	2	30	15.0	23	0
Baker	2	15	7.5	10	0
Arbuckle	1	7	7.0	7	0
Etheredge	1	6	6.0	6	0
COLTS	217	2519	11.6	85t	15
OPPONENTS	354	3897	11.0	65t	24

INTERCEPTIONS	NO.	YDS.	AVG.	LG	TD
Buchanan	8	221	27.6	90t	3
Tate	3	51	17.0	30	0
Ambrose	2	50	25.0	42	0
Daniel	2	6	3.0	6	0
Belser	1	31	31.0	31	0
Humphrey	1	1	1.0	1	0
Watts	1	0	0.0	0	0
COLTS	18	360	20.0	90t	3
OPPONENTS	14	174	12.4	39	2

PUNTING	NO.	YDS.	AVG.	TB	IN20	LG	BLK.
Stark	73	3092	42.4	10	22	60	1
COLTS	74	3092	41.8	10	22	60	1
OPPONENTS	72	3039	42.2	7	16	71	0

PUNT RETURNS	NO.	FC	YDS.	AVG.	LG	TD
Brewer	42	8	339	8.1	75t	1
COLTS	42	8	339	8.1	75t	1
OPPONENTS	40	9	366	9.2	38	0

KICKOFF RETURNS	NO.	YDS.	AVG.	LG	TD
Humphrey	35	783	22.4	95t	1
Brewer	18	358	19.9	34	0
Warren	2	56	28.0	38	0
Etheredge	2	23	11.5	14	0
Radecic	1	17	17.0	17	0
Toner	1	8	8.0	8	0
Jackson	1	5	5.0	5	0
Gray	0	4	0.0	4	0
COLTS	60	1254	20.9	95t	1
OPPONENTS	65	1316	20.2	47	0

SACKS: Colts 29.0; Opponents 28.0; Bennett 9-82; McCoy 6-52; Siragusa 5-30; Alberts 2-13; Herrod 1-10; Nunn 1-10; McDonald 1-7; Buchanan 1-6; Coryatt 1-4; Noga 1-3; Entman 1-1

USUAL STARTERS
PRO BOWLERS IN BOLDFACE

OFFENSE	DEFENSE
WR Sean Dawkins	LDE Bernard Whittington
LT Will Wolford	LDT Tony McCoy
LG Randy Dixon	RDT Tony Siragusa
C Kirk Lowdermilk	RDE Tony Bennett
RG Joe Staysniak	LLB Stephen Grant
RT Zefross Moss	MLB Jeff Herrod
TE Kerry Cash	RLB Quentin Coryatt
WR Floyd Turner	LCB Ray Buchanan
QB Jim Harbaugh	RCB Eugene Daniel
RB Marshall Faulk	SS David Tate
RB Roosevelt Potts	FS Jason Belser

PASSING	ATT.	COMP.	YDS.	PCT.	AVG./ATT.	TD	TD%	INT.	INT%	LG	SACKED	RATING
Harbaugh	202	125	1440	61.9	7.13	9	4.5	6	3.0	85t	17/72	85.8
Majkowski	152	84	1010	55.3	6.64	6	3.9	7	4.6	29t	9/76	69.8
Nagle	21	8	69	38.1	3.29	0	0.0	1	4.8	23t	2/18	27.7
Warren	1	0	0	0.0	0.00	0	0.0	0	0.0	0t	0/0	39.6
COLTS	376	217	2519	57.7	6.70	15	4.0	14	3.7	85t	28/166	75.9
OPPONENTS	598	354	3897	59.2	6.52	24	4.0	18	3.0	65t	29/218	79.4

RECORDS IN THE COMMUNITY

1996

RECORD: 9-7 COACH: LINDY INFANTE
 THIRD – AFC EASTERN DIVISION
 HOME: 6-2 AWAY: 3-5
 DIV: 4-4 CONF: 6-6 NCONF: 3-1

*Sellout

DATE	RESULTS	OPPONENT	ATTENDANCE
9/1	W	20-13 ARIZONA	48,133
9/8	W	21-7 @ New York Jets	63,534
9/15	W	25-24 @ Dallas	63,021
9/23	W	10-6 MIAMI	*60,891
10/6	L	13-16 OT @ Buffalo	79,401
10/13	W	26-21 BALTIMORE	*56,978
10/20	L	9-27 NEW ENGLAND	*58,725
10/27	L	16-31 @ Washington	54,254
11/3	L	19-26 SAN DIEGO	*58,484
11/10	L	13-37 @ Miami	66,623
11/17	W	34-29 NEW YORK JETS	48,322
11/24	L	13-27 @ New England	58,226
12/1	W	13-10 OT BUFFALO	*53,804
12/5	W	37-10 PHILADELPHIA	52,689
12/15	W	24-19 @ Kansas City	71,136
12/22	L	24-31 @ Cincinnati	49,389
12/29	L	14-42 @ Pittsburgh	58,078

TEAM STATISTICS

	COLTS	OPP
TOTAL FIRST DOWNS	288	305
Rushing	89	108
Passing	172	189
Penalty	27	8
3rd Dwn M/A/Pct	81/215 37.7	88/221 39.8
4th Dwn M/A/Pct	5/12 41.7	11/15 73.3
TOTAL NET YARDS	4744	5403
Avg. Per Game	296.5	337.7
Total Plays	1000	1022
Avg. Per Play	4.7	5.3
NET YARDS RUSHING	1448	1760
Avg. Per Game	90.5	110.0
Total Rushes	420	459
NET YARDS PASSING	3296	3643
Avg. Per Game	206.0	227.7
Tackled/Yds Lost	43/248	29/182
Gross Yards	3544	3825
Att./Completions	537/311	534/318
Completion Pct.	57.9	59.6
Had Intercepted	11	13
PUNTS/AVERAGE	68/45.7	81/43.5
NET PUNTING AVG.	39.0	36.3
PENALTIES/YARDS	76/615	121/970
FUMBLES/BALL LOST	24/13	20/10
TOUCHDOWNS	30	38
Rushing	9	12
Passing	16	25
Defense/Kicking	4/1	0/1
TIME OF POSSESSION	30:44	29:16

SCORE BY PERIODS

	1	2	3	4	OT	TOTAL
COLTS	57	94	65	98	3	317
OPPONENTS	60	123	66	82	3	334

SCORING	TDR	TDP	TDRT	PAT	FG	2P	S	TP
Blanchard					27-27	36-40		135
Harrison		8						48
Faulk	7							42
Dilger		4						24
Belser			2					12
Bailey			1					6
Crockett	1							6
Daniel			1					6
Dawkins	1							6
Harbaugh	1							6
Herrod			1					6
Pollard	1							6
Stablein	1							6
Warren	1							6
Dent							1	2
COLTS	9	16	5	27	27-36	40-0	0	1317
OPPONENT12	25	1	33	34	23-28	0	1	334

2-Point: Colts 0-3; Opponent 1-4

FGS	1-19	20-29	30-39	40-49	50+	TOT.
Blanchard	1-1	11-11	8-9	11-14	5-5	36-40
COLTS	1-1	11-11	8-9	11-14	5-5	36-40
OPP.	0-0	12-12	7-7	3-6	1-3	23-28

Blanchard:	(23 40)	(0)	(23 25 52 43)	(18)	(46 44 41)		
	(27 30)	(21 35 38)	(21 49 42 51)				
	(47 39 33 20)	(48 22)	(25 49 37 50)				
	(42 50)	(33 41 25 49)	(30 42 51)	(22)	(32)		
OPP.:	(24 29 46)	(0)	(62 40 57)	(24 29 53)			
	(42 37 39)	(0)	(44 36)	(20)	(28 30 47 22)		
	(44)	(23)	(26 22)	(24)	(31)	(30 30)	(25)

RUSHING	NO.	YDS.	AVG.	LG	TD
Faulk	198	587	3.0	43	7
Warren	67	230	3.4	53	1
Harbaugh	48	192	4.0	21	1
Groce	46	184	4.0	24	0
Crockett	31	164	5.3	25	0
Workman	24	70	2.9	11	0
Harrison	3	15	5.0	15	0
Justin	2	7	3.5	6	0
Bell	1	-1	-1.0	-1	0
COLTS	420	1448	3.4	53	9
OPPONENTS	459	1760	3.8	32	12

RECEIVING	NO.	YDS.	AVG.	LG	TD
Harrison	64	836	13.1	41	8
Faulk	56	428	7.6	30	0
Dawkins	54	751	13.9	42	1
Dilger	42	503	12.0	51	4
Warren	22	174	7.9	17	0
Bailey	18	302	16.8	40	0
Stablein	18	192	10.7	30	1
Groce	13	106	8.2	24	0
Crockett	11	96	8.7	32	1
Pollard	6	86	14.3	48	1
Workman	4	36	9.0	18	0
Stock	2	24	12.0	13	0
Doering	1	10	10.0	10	0
COLTS	311	3544	11.4	51	16
OPPONENTS	318	3825	12.0	95	25

INTERCEPTIONS	NO.	YDS.	AVG.	LG	TD
Belser	4	81	20.3	44	2
Daniel	3	35	11.7	35	1
Buchanan	2	32	16.0	32	0
Herrod	1	68	68.0	68	1
Watts	1	21	21.0	21	0
Morrison	1	20	20.0	20	0
Alberts	1	19	19.0	19	0
COLTS	13	276	21.2	68	4
OPPONENTS	11	133	12.1	36	0

PUNTING	NO.	YDS.	AVG.	TB	IN20	LG	BLK.
Gardocki	68	3105	45.7	2	23	61	0
COLTS	68	3105	45.7	2	23	61	0
OPPONENTS	81	3525	43.5	7	22	65	0

PUNT RETURNS	NO.	FC	YDS.	AVG.	LG	TD
Harrison	18	9	177	9.8	31	0
Buchanan	12	3	201	16.8	82	0
Stablein	6	2	56	9.3	30	0
Stock	5	1	13	2.6	9	0
COLTS	41	15	447	10.9	82	0
OPPONENTS	38	15	413	10.9	71	0

KICKOFF RETURNS	NO.	YDS.	AVG.	LG	TD
Bailey	43	1041	24.2	95	1
Stock	12	254	21.2	28	0
Warren	3	54	18.0	18	0
Buchanan	1	20	20.0	20	0
Groce	1	18	18.0	18	0
Hetherington	1	16	16.0	16	0
COLTS	61	1403	23.0	95	1
OPPONENTS	67	1666	24.9	70	0

SACKS: Colts 29.0; Opponents 43.0; Dent 6.5-42; Bennett 6-26; McCoy 5-36; Whittington 3-23; Siragusa 2-21; Belser 1-7; Alexander 1-6; Grant 1-5; Martin 1-5; Tate 1-3; Team 1-2; Buchanan 0.5-6

USUAL STARTERS
 PRO BOWLERS IN BOLDFACE

OFFENSE	DEFENSE
WR Sean Dawkins	LDE Bernard Whittington
LT Kipp Vickers,	LDT Tony McCoy
Troy Auzenne	
LG Doug Widell	RDT Tony Siragusa
C Kirk Lowdermilk	RDE Tony Bennett
RG Eric Mahlum	LLB Stephen Grant
RT Jason Mathews	MLB Jeff Herrod
TE Ken Dilger	RLB Quentin Coryatt,
	Steve Morrison
WR Marvin Harrison	LGB Ray Buchanan
QB Jim Harbaugh	RCB Eugene Daniel
RB Marshall Faulk	SS David Tate
RB Cliff Groce	FS Jason Belser
K Cary Blanchard	P Chris Gardocki

PASSING	ATT.	COMP.	YDS.	PCT.	AVG./ATT.	TD	TD%	INT.	INT%	LG	SACKED	RATING
Harbaugh	405	232	2630	57.3	6.49	13	3.2	11	2.7	51	36/190	76.3
Justin	127	74	839	58.3	6.61	2	1.6	0	0.0	38	7/158	83.4
Bell	5	5	75	100.0	15.00	1	20.0	0	0.0	30	0/110	158.3
COLTS	537	311	3544	57.9	6.60	16	3.0	11	2.0	51	43/248	79.2
OPPONENTS	534	318	3825	59.6	7.16	25	4.7	13	2.4	95	29/182	87.0

2014 SEASON IN REVIEW
 COLTS HISTORY
 RECORDS
 COMMUNITY
 PLAYERS
 BUSINESS OPERATIONS
 FOOTBALL OPERATIONS
 COACHING STAFF
 ADMINISTRATION



1997

RECORD: 3-13 COACH: LINDY INFANTE

FIFTH - AFC EASTERN DIVISION

HOME: 2-6 AWAY: 1-7

DIV: 2-6 CONF: 2-10 NCONF: 1-3

ADMINISTRATION

COACHING STAFF

FOOTBALL OPERATIONS

BUSINESS OPERATIONS

PLAYERS

2014 SEASON IN REVIEW

COLTS HISTORY

RECORDS

COLTS IN THE COMMUNITY

*Sellout DATE	RESULTS	OPPONENT	ATTENDANCE
8/31	L 10-16	@ Miami	70,813
9/7	L 6-31	NEW ENGLAND	53,632
9/14	L 3-31	SEATTLE	49,194
9/21	L 35-37	@ Buffalo	55,340
10/5	L 12-16	NEW YORK JETS	48,295
10/12	L 22-24	@ Pittsburgh	57,925
10/20	L 6-9	BUFFALO	*61,139
10/26	L 19-35	@ San Diego	63,177
11/2	L 28-31	TAMPA BAY	58,512
11/9	L 13-28	CINCINNATI	58,473
11/16	W 41-38	GREEN BAY	*60,928
11/23	L 10-32	@ Detroit	62,803
11/30	L 17-20	@ New England	58,507
12/7	W 22-14	@ New York Jets	61,168
12/14	W 41-0	MIAMI	*61,282
12/21	L 28-39	@ Minnesota	54,107

TEAM STATISTICS	COLTS	OPP
TOTAL FIRST DOWNS	301	280
Rushing	109	95
Passing	171	163
Penalty	21	22
3rd Dwn M/A/Pct	83/219 37.9	83/199 41.7
4th Dwn M/A/Pct	10/20 50.0	4/14 28.6
TOTAL NET YARDS	4869	4854
Avg. Per Game	304.3	303.4
Total Plays	1035	928
Avg. Per Play	4.7	5.2
NET YARDS RUSHING	1727	2034
Avg. Per Game	107.9	127.1
Total Rushes	450	438
NET YARDS PASSING	3142	2820
Avg. Per Game	196.4	176.3
Tackled/Yds Lost	62/418	37/247
Gross Yards	3560	3067
Att./Completions	523/317	453/261
Completion Pct.	60.6	57.6
Had Intercepted	17	12
PUNTS/AVERAGE	67/45.3	64/46.1
NET PUNTING AVG.	36.2	39.1
PENALTIES/YARDS	106/880	102/861
FUMBLES/BALL LOST	23/11	23/13
TOUCHDOWNS	31	46
Rushing	10	18
Passing	16	26
Defense/Kicking	4/1	1/1
TIME OF POSSESSION	32:56	27:04

SCORE BY PERIODS	1	2	3	4	OT	TOTAL
COLTS	62	103	50	98	0	313
OPPONENTS	74	141	65	121	0	401

SCORING TDR	TDP	TORT	PAT	FG	2P	S	TP
Blanchard			21-21	32-41			117
Faulk	7	1					48
Harrison	6				2		40
Bailey	3						18
Dilger	3						18
Dawkins	2						12
Warren	2						12

PASSING	ATT.	COMP.	YDS.	PCT.	AVG./ATT.	TD	TD%
Harbaugh	309	189	2060	61.2	6.67	10	3.2
Justin	140	83	1046	59.3	7.47	5	3.6
Holcomb	73	45	454	61.6	6.22	1	1.4
Warren	1	0	0	0.0	0.00	0	0.0
COLTS	523	317	3560	60.6	6.81	16	3.1
OPPONENTS	453	261	3067	57.6	6.77	26	5.7

Stablein	1				1	8
Alexander	1					6
Belser	1					6
Blackmon	1					6
Crockett	1					6
Fontenot	1					6
McElroy	1					6
Pollard					1	2
Team						1 2
COLTS	10	16	5	21-21	32-41	4 1 313
OPPONENT	18	26	2	42-44	27-31	0 1 401
2-Point:	Colts 4-10; Opponent 0-2					

FGS	1-19	20-29	30-39	40-49	50+	TOT.
Blanchard	0-0	9-9	12-14	10-15	1-3	32-41
COLTS	0-0	9-9	12-14	10-15	1-3	32-41
OPP.	2-2	10-10	8-9	4-6	3-4	27-31

Blanchard:	(42, 45, 58, 35)	(45, 38, 46)
	(39, 36, 49, 22, 25)	(48, 37, 27, 35, 42)
	(51, 39, 32)	(43, 36, 30)
	(30, 42, 45)	(42, 42, 41, 35, 20, 35, 24, 42)
	(38, 20, 42)	(21, 50, 27, 21)
OPP.:	(23, 34, 19)	(21, 27, 27, 53, 37, 23, 23)
	(22, 47, 32, 27)	(45, 35, 34, 31, 45, 40b)
	(36)	(18)
	(38, 52, 55)	(32, 48)
	(42)	(50)
	(29, 25)	

RUSHING	NO.	YDS.	AVG.	LG	TD
Faulk	264	1054	4.0	45	7
Crockett	95	300	3.2	20	1
Harbaugh	36	206	5.7	18	0
Warren	28	80	2.9	11	2
Groce	10	66	6.6	29	0
Bailey	3	20	6.7	18	0
Holcomb	5	5	1.0	3	0
Justin	6	2	0.3	3	0
Potts	1	1	1.0	1	0
Harrison	2	-7	-3.5	0	0
COLTS	450	1727	3.8	45	10
OPPONENTS	438	2034	4.6	80t	18

RECEIVING	NO.	YDS.	AVG.	LG	TD
Harrison	73	866	11.9	44	6
Faulk	68	804	11.8	51	2
Dilger	47	471	10.0	58	1
Bailey	27	380	14.1	43	3
Stablein	26	329	12.7	22	3
Stablein	25	253	10.1	30	1
Warren	20	192	9.6	31	0
Crockett	15	112	7.5	19	0
Pollard	10	116	11.6	28	0
Stutzker	3	22	7.3	11	0
Doering	2	12	6.0	8	0
Glenn	1	3	3.0	3	0
COLTS	317	3560	11.2	58	16
OPPONENTS	261	3067	11.8	74	26

INTERCEPTIONS	NO.	YDS.	AVG.	LG	TD
Belser	2	121	60.5	50t	1
Coryatt	2	3	1.5	3	0
C. Gray	2	0	0.0	0	0
Alexander	1	43	43.0	43t	1
Mathis	1	31	31.0	31	0
Johnson	1	18	18.0	18	0
Clark	1	14	14.0	14	0
Blackmon	1	2	2.0	2	0
Morrison	1	2	2.0	2	0
COLTS	12	234	19.5	52t	2
OPPONENTS	17	285	16.8	43	0

PUNTING	NO.	YDS.	AVG.	TB	INTO	LG	BLK.
Cardocki	67	3034	45.3	6	18	72	0
COLTS	67	3034	45.3	6	18	72	0
OPPONENTS	64	2948	46.1	10	14	65	0

PUNT RETURNS	NO.	FC	YDS.	AVG.	LG	TD
Cardocki	17	9	133	7.8	20	0
Jacquet	13	0	96	7.4	17	0
Bailey	1	0	19	19.0	19	0
Harrison	0	1	0	0.0	0	0
COLTS	31	10	248	8.0	20	0
OPPONENTS	43	8	491	11.4	63	0

KICKOFF RETURNS	NO.	YDS.	AVG.	LG	TD
Bailey	55	1206	21.9	61	0
Jacquet	8	156	19.5	27	0
Hetherington	2	23	11.5	23	0
Neal	1	23	23.0	23	0
Warren	1	19	19.0	19	0
Groce	1	15	15.0	15	0
COLTS	68	1442	21.2	61	0
OPPONENTS	64	1544	24.1	53	1

SACKS: Colts 37.0; Opponents 62.0; Football 10.5-65.5; Johnson 4.5-38; Fontenot 4.5-28; Bennett 3-13; Blackmon 3-22; McCoy 2.5-21.5; Coryatt 2-7; Montgomery 1-16; Alexander 1-12; Shello 1-8; Belser 1-7; Burroughs 1-5; Morrison 1-4; Team 1-0

USUAL STARTERS

OFFENSE	DEFENSE
WR Sean Dawkins	LDE Al Fontenot
LT Adam Meadows	LDT Tony McCoy
LG Doug Widell	RDT Ellis Johnson
C Jay Leeuwenburg	RDE Dan Footman
RG Tarik Glenn	LLB Elijah Alexander, Steve Morrison
RT Tony Mandarich	MLB Stephen Grant
TE Ken Dilger	RLB Quentin Coryatt
WR Marvin Harrison	LCB Carlton Glenn
QB Jim Harbaugh	RCB Damon Watts, Dedic Mathis
RB Marshall Faulk	SS Robert Blackmon
RB Zack Crockett	FS Jason Belser

PASSING	ATT.	COMP.	YDS.	PCT.	AVG./ATT.	TD	TD%	INT.	INT%	LG	SACKED	RATING
Harbaugh	309	189	2060	61.2	6.67	10	3.2	4	1.3	58	41/256	86.2
Justin	140	83	1046	59.3	7.47	5	3.6	5	3.6	44	10/186	79.6
Holcomb	73	45	454	61.6	6.22	1	1.4	8	11.0	41	11/176	44.3
Warren	1	0	0	0.0	0.00	0	0.0	0	0.0	0	0/110	39.6
COLTS	523	317	3560	60.6	6.81	16	3.1	17	3.3	58	62/418	77.6
OPPONENTS	453	261	3067	57.6	6.77	26	5.7	12	2.6	74	37/247	86.4

1998

RECORD: 3-13 COACH: JIM MORA
FIFTH – AFC EASTERN DIVISION
HOME: 3-5 AWAY: 0-8
DIV: 1-7 CONF: 3-9 NCONF: 0-4

*Sellout	DATE	RESULTS	OPPONENT	ATTENDANCE
9/6	L	15-24	MIAMI	*60,587
9/13	L	6-29	@ New England	60,068
9/20	L	6-44	@ New York Jets	79,469
9/27	L	13-19 OT	NEW ORLEANS	48,480
10/4	W	17-12	SAN DIEGO	51,988
10/11	L	24-31	BUFFALO	52,938
10/18	L	31-34	@ San Francisco	68,486
11/1	L	16-21	NEW ENGLAND	58,056
11/8	L	14-27	@ Miami	73,400
11/15	W	24-23	NEW YORK JETS	55,520
11/22	L	11-34	@ Buffalo	49,032
11/29	L	31-38	@ Baltimore	68,898
12/6	L	21-28	@ Atlanta	61,141
12/13	W	39-26	CINCINNATI	55,179
12/20	L	23-27	@ Seattle	58,703
12/27	L	19-27	CAROLINA	58,182

TEAM STATISTICS	COLTS	OPP
TOTAL FIRST DOWNS	298	341
Rushing	77	131
Passing	190	181
Penalty	31	29
3rd Down: M/A/Pct.	71/202 35.1	89/208 42.8
4th Down: M/A/Pct.	4/10 40.0	3/9 33.3
TOTAL NET YARDS	5116	5832
Avg. Per Game	319.8	364.5
Total Plays	982	1043
Avg. Per Play	5.2	5.6
NET YARDS RUSHING	1486	2566
Avg. Per Game	92.9	160.4
Total Rushes	384	544
NET YARDS PASSING	3630	3266
Avg. Per Game	226.9	204.1
Tackled/Yards Lost	22/109	38/231
Gross Yards	3739	3497
Att./Completions	576/326	461/275
Completion Pct.	56.6	59.7
Had Intercepted	28	8
PUNTS/AVERAGE	79/45.4	68/44.6
NET PUNTING AVG.	37.1	36.6
PENALTIES/YARDS	106/853	108/917
FUMBLES/BALL LOST	10/5	29/11
TOUCHDOWNS	33	52
Rushing	7	20
Passing	26	27
Defense/Kicking	0/0	3/2
POSSESSION AVG.	27.47	32.13

SCORE BY PERIODS	1	2	3	4	OT	TOTAL
COLTS	105	69	47	89	0	310
OPPONENTS	60	170	61	147	6	444

SCORING	TDR	TDP	TDRT	PAT	FG	P	S	TP
Vanderjagt				23-23	27-31			104
Faulk	6	4						60
Harrison		7						44
Small		7						42
Pollard		4						28
Warren	1	1						12
Dilger		1				1		8
Green		1						6
Pathon		1						6
COLTS	7	26	0	23-23	27-32	1	0	304
OPPONENTS	20	27	4	44-45	28-37	0	0	434
2-Point: Colts 4-10, Opponents 2-6								
FGS	1-19	20-29	30-39	40-49	50+	TOT.		
Vanderjagt	1-1	8-8	4-4	8-9	6-9	27-31		
COLTS	1-1	8-8	4-4	8-9	6-9	27-31		
OPP.	1-1	12-13	5-5	8-12	2-6	28-37		

Vanderjagt:	(51,27,20)	(43,24)	(52,19)	(48,40)	(51,40)
	(22,33)	(43,41)	(38,53)	(50)	(31,63)
	(27,53,52)	(60)	(32,48,20)	(22,28,47,42)	
OPP.:	(22,51)	(19,23,52,42)	(36)	(22,20)	
	(50,47,25)	(53,39)	(27,43,24)		
	(21,33)	(37,40,25,47)	(35,24)	(43,48,47)	
	(47)	(41,26)	(42,53,52,30)	(44,27)	

RUSHING	NO.	YDS.	AVG.	LG	TD
Faulk	324	1319	4.1	68T	6
Manning	15	62	4.1	15	0
Warren	25	61	2.4	14	1
Elias	8	24	3.0	8	0
Heyward	6	15	2.5	8	0
Crockett	2	5	2.5	5	0
Small	1	2	2.0	2	0
Pathon	3	-2	-0.7	4	0
COLTS	384	1486	3.9	68T	7
OPPONENTS	544	2566	4.7	51	20

RECEIVING	NO.	YDS.	AVG.	LG	TD
Faulk	86	908	10.6	78T	4
Harrison	59	776	13.2	61T	7
Pathon	50	511	10.2	45	1
Small	45	681	15.1	53	7
Dilger	31	303	9.8	27	1
Pollard	24	309	12.9	44T	4
Green	15	177	11.8	25	1
Warren	11	44	4.0	12	1
Elias	1	11	11.0	11	0
Heyward	1	9	9.0	9	0
Banta	1	7	7.0	7	0
Greene	1	2	2.0	2	0
Crockett	1	1	1.0	1	0
COLTS	326	3739	11.5	78T	26
OPPONENTS	275	3497	12.7	82T	27

INTERCEPTIONS	NO.	YDS.	AVG.	LG	TD
Clark	1	30	30.0	30	0
Montgomery	1	22	22.0	22	0
Belsler	1	19	19.0	19	0
Blackmon	1	14	14.0	14	0
Alexander	1	12	12.0	12	0
Barber	1	0	0.0	0	0
Burris	1	0	0.0	0	0
Poole	1	0	0.0	0	0
COLTS	8	97	12.1	30	0
OPPONENTS	28	35	12.6	59T	2

PUNTING	NO.	YDS.	AVG.	TB	IN20	LG	BLK.
Gardocki	79	3583	45.4	10	23	62	0
COLTS	79	3583	45.4	10	23	62	0
OPPONENTS	68	3032	44.6	10	21	73	0

PUNT RETURNS	NO.	FC	YDS.	AVG.	LG	TD
Bailey	19	4	176	9.3	33	0
Poole	12	6	107	8.9	16	0
Belsler	1	0	53	53.0	53	0
McGuire	2	1	4	2.0	4	0
COLTS	34	11	340	10.0	53	0
OPPONENTS	42	16	451	10.7	40	0

KICKOFF RETURNS	NO.	YDS.	AVG.	LG	TD
Bailey	34	759	22.3	44	0
Elias	14	317	22.6	29	0
Warren	8	152	19.0	26	0
Hetherington	5	71	14.2	20	0
McGuire	4	75	18.8	28	0
Clark	3	38	12.7	15	0
Dilger	1	14	14.0	14	0
Pollard	1	4	4.0	4	0
Morrison	1	2	2.0	2	0
COLTS	71	1432	20.2	44	0
OPPONENTS	65	1687	26.0	99T	1

SACKS: Colts 38.0; Opponents 22.0; Johnson 8-34; McCoy 6-27; Berry 4-27; Whittington 4-23; Chester 3-19; Barber 2-26; Montgomery 2-23; Tuinei 2-12; Belsler 1-13; Chorak 1-7; Morrison 1-6; Shello 1-6; Blackmon 1-1; Fontenot 1-0

USUAL STARTERS			
PRO BOWLERS IN BOLDFACE			
OFFENSE		DEFENSE	
WR Jerome Pathon	LDE	Bernard Whittington	
LT Tarik Glenn	LDT	Tony McCoy	
LG Steve McKinney	RDT	Ellis Johnson	
C Jay Leeuwenburg	RDE	Bertrand Berry	
RG Tony Mandarich	LLB	Steve Morrison	
RT Adam Meadows	MLB	Jeff Herrod	
TE Ken Dilger		Michael Barber	
WR Marvin Harrison	RLB	Elijah Alexander	
QB Peyton Manning	LCB	Jeff Burris	
RB Marshall Faulk	RCB	Tyrone Poole	
H-B Marcus Pollard	SS	Robert Blackmon	
	FS	Jason Belsler	

PASSING	ATT.	COMP.	YDS.	PCT.	AVG./ATT.	TD	TD%	INT.	INT%	LG	SACKED	RATING
Manning	575	326	3739	56.7	6.50	26	4.5	28	4.9	78T	22/109	71.2
Small	1	0	0	0.0	0.00	0	0.0	0	0.0	0	0/0	39.6
TEAM	576	326	3739	56.6	6.49	26	4.5	28	4.9	78T	22/109	71.1
OPPONENTS	461	275	3497	59.7	7.59	27	5.9	8	1.7	82T	38/231	95.7

ADMINISTRATION
 COACHING STAFF
 FOOTBALL OPERATIONS
 BUSINESS OPERATIONS
 PLAYERS
 2014 SEASON IN REVIEW
 COLTS HISTORY
 RECORDS
 COLTS IN THE COMMUNITY

1999

RECORD: 13-3 COACH: JIM MORA
FIRST – AFC EASTERN DIVISION
HOME: 7-1 AWAY: 6-2
DIV: 5-3 CONF: 9-3 NCONF: 4-0

ADMINISTRATION
 STAFF
 COACHING
 FOOTBALL OPERATIONS
 BUSINESS OPERATIONS
 PLAYERS
 2014 SEASON IN REVIEW
 COLTS HISTORY
 RECORDS
 COLTS IN THE COMMUNITY

*Sellout DATE	RESULTS	OPPONENT	ATTENDANCE
9/12	W 31-14	BUFFALO	*56,238
9/19	L 28-31	@ New England	59,640
9/26	W 27-19	@ San Diego	56,942
10/10	L 31-34	MIAMI	*56,810
10/17	W 16-13	@ New York Jets	78,112
10/24	W 31-10	CINCINNATI	*55,996
10/31	W 34-24	DALLAS	*56,860
11/7	W 25-17	KANSAS CITY	*56,689
11/14	W 27-19	@ New York Giants	78,081
11/21	W 44-17	@ Philadelphia	65,521
11/28	W 13-6	NEW YORK JETS	*56,689
12/5	W 37-34	@ Miami	74,096
12/12	W 20-15	NEW ENGLAND	*56,975
12/19	W 24-21	WASHINGTON	*57,013
12/26	W 29-28	@ Cleveland	72,618
1/2	L 6-31	@ Buffalo	61,959
1/16	L 16-19	TENNESSEE	*57,097

TEAM STATISTICS	COLTS	OPP
TOTAL FIRST DOWNS	327	304
Rushing	89	92
Passing	200	192
Penalty	38	20
3rd Down: M/A/Pct.	73/186 39.2	73/208 35.1
4th Down: M/A/Pct.	2/6 33.3	7/16 43.8
TOTAL NET YARDS	5726	5221
Avg. Per Game	357.9	326.3
Total Plays	979	1008
Avg. Per Play	5.8	5.2
NET YARDS RUSHING	1660	1715
Avg. Per Game	103.8	107.2
Total Rushes	419	406
NET YARDS PASSING	4066	3506
Avg. Per Game	254.1	219.1
Tackled/Yards Lost	14/116	41/269
Gross Yards	4182	3775
Att./Completions	546/338	561/328
Completion Pct.	61.9	58.5
Had Intercepted	17	10
PUNTS/AVERAGE	60/41.1	83/41.4
NET PUNTING AVG.	60/30.6	83/35.3
PENALTIES/YARDS	81/683	130/1093
FUMBLES/BALL LOST	25/11	22/13
TOUCHDOWNS	46	36
Rushing	15	12
Passing	26	21
Defense/Kicking	2/3	3/0
POSSESSION AVG.	30:45	29:15

SCORE BY PERIODS	1	2	3	4	OT	TOTAL
COLTS	112	114	88	109	0	423
OPPONENTS	51	109	63	110	0	333

SCORING	TDR	TDP	TDRT	PAT	FG	2P	S	TP
Vanderjagt				43-43	34-38			145
James	13	4						102
Harrison	12					1		74
Wilkins	4	3						42
Pollard	4							24
Dilger	2							12
Manning	2							12
Blevins			1					6
Cota			1					6
COLTS	15	26	5	43-43	34-38	1	0	423
OPPONENTS	12	21	3	31-31	26-29	2	0	333
2-Point: Colts 1-3, Opponents 2-5								
FGS	1-19	20-29	30-39	40-49	50+	TOT.		
Vanderjagt	2-2	10-10	11-13	10-11	1-2	34-38		
COLTS	2-2	10-10	11-13	10-11	1-2	34-38		
OPP.	1-1	9-9	11-11	4-7	1-1	26-29		

Vanderjagt:	(45.35)	(36.35)	55.42	(41)	(31.18)	27	
	(22.37)	(43.30)	33.27	(47.34)	29.37	(40.35)	
	(45.29)	34	(22.37)	(44.48)	53	(28.31)	(43)
	(41.19)	21	(27.24)				
OPP:	(36.29)	26	(50)	(37.27)	21.43	(43.45)	39
	(32)	(24)	(38.47)	(33.42)	(48)	(33.30)	
	(31.32)	(28.28)	26	(23.32)	49	(19)	

RUSHING	NO.	YDS.	AVG.	LG	TD
James	369	1553	4.2	72	13
Manning	35	73	2.1	13	2
Elias	13	28	2.2	8	0
Harrison	1	4	4.0	4	0
Wilkins	1	2	2.0	2	0
COLTS	419	1660	4.0	72	15
OPPONENTS	406	1715	4.2	28	12

RECEIVING	NO.	YDS.	AVG.	LG	TD
Harrison	115	1663	14.5	57	12
James	62	586	9.5	54	4
Wilkins	42	565	13.5	80	4
Dilger	40	479	12.0	30	2
Pollard	34	374	11.0	33	4
Green	21	287	13.7	50	0
Pathon	14	163	11.6	38	0
Shields	4	37	9.3	21	0
Elias	4	16	4.0	7	0
Jones	1	8	8.0	8	0
Greene	1	4	4.0	4	0
COLTS	338	4182	12.4	80	26
OPPONENTS	328	3775	11.5	62	21

INTERCEPTIONS	NO.	YDS.	AVG.	LG	TD
Poole	3	85	28.3	38	0
Blevins	2	115	57.5	74	1
Burris	2	83	41.5	55	0
Wooten	1	4	4.0	4	0
Randolph	1	0	0.0	0	0
R. Thomas	1	0	0.0	0	0
COLTS	10	287	28.7	74	1
OPPONENTS	17	189	11.1	37	2

PUNTING	NO.	YDS.	AVG.	TB	IN20	LG	BLK.
Smith	58	2467	42.5	8	16	61	2
COLTS	60	2467	41.1	8	16	61	2
OPPONENTS	83	3437	41.4	6	24	59	0

PUNT RETURNS	NO.	FC	YDS.	AVG.	LG	TD
Wilkins	41	17	388	9.5	39	1
Pathon	0	1	0	0.0	0	0
COLTS	41	18	388	9.5	39	1
OPPONENTS	29	7	469	16.2	76	0

KICKOFF RETURNS	NO.	YDS.	AVG.	LG	TD
Wilkins	51	1134	22.2	97	1
Pathon	6	123	20.5	31	0
Elias	5	82	16.4	21	0
Muhammad	2	41	20.5	22	0
Austin	1	0	0.0	0	0
Greene	1	14	14.0	14	0
Shields	1	3	3.0	3	0
Belser	0	0	0.0	0	0
COLTS	67	1397	20.9	97	1
OPPONENTS	83	1822	22.0	50	0

SACKS: Colts 41.0; Opponents 14.0; Bratzke 12-70; E. Johnson 7.5-46.5; Bennett 5-31; Peterson 3-23; M. Thomas 3-23; Burris 2-12; King 1.5-3.5; Chester 1-18; Royal 1-13; Belser 1-7; Whittington 1-7; Berry 1-6; Poole 1-5; Blevins 1-4

USUAL STARTERS PRO BOWLERS IN BOLDFACE

OFFENSE	DEFENSE
WR Terrence Wilkins	LDE Shawn King
LT Tarik Glenn	LDT Bernard Whittington
LG Steve McKinney	RDT Ellis Johnson
C Larry Moore	RDE Chad Bratzke
RG Waverly Jackson	LLB Cornelius Bennett
RT Adam Meadows	MLB Michael Barber
TE Ken Dilger	RLB Mike Peterson
WR Marvin Harrison	LCB Jeff Burris
QB Peyton Manning	RCB Tyrone Poole
RB Edgerrin James	SS Chad Cota
TE Marcus Pollard	FS Jason Belser

PASSING	ATT.	COMP.	YDS.	PCT.	AVG./ATT.	TD	TD%	INT.	INT%	LG	SACKED	RATING
Manning	533	331	4135	62.1	7.76	26	4.9	15	2.8	80	14/116	90.7
Walsh	13	7	47	53.8	3.62	0	0.0	2	15.4	11	0/0	22.4
COLTS	546	338	4182	61.9	7.66	26	4.8	17	3.1	80	14/116	88.5
OPPONENTS	561	328	3775	58.5	6.73	21	3.7	10	1.8	62	41/269	83.9

2000

RECORD: 10-6 COACH: JIM MORA
SECOND – AFC EASTERN DIVISION
HOME: 6-2 AWAY: 4-4
DIV: 5-3 CONF: 8-4 NCONF: 2-2

*Sellout

DATE	RESULTS	OPPONENT	ATTENDANCE
9/3	W 27-14	@ Kansas City	78,357
9/10	L 31-38	OAKLAND	*56,769
9/25	W 43-14	JACKSONVILLE	*56,816
10/1	W 18-16	@ Buffalo	72,617
10/8	L 16-24	@ New England	60,292
10/15	W 37-24	@ Seattle	63,593
10/22	W 30-23	NEW ENGLAND	*56,828
10/29	W 30-18	DETROIT	*56,971
11/5	L 24-27	@ Chicago	66,944
11/12	W 23-15	NEW YORK JETS	*56,657
11/19	L 24-26	@ Green Bay	59,869
11/26	L 14-17	MIAMI	*56,935
12/3	L 17-27	@ New York Jets	78,138
12/11	W 44-20	BUFFALO	*56,671
12/17	W 20-13	@ Miami	73,884
12/24	W 31-10	MINNESOTA	*56,672
12/30	L 17-23 OT	@ Miami	73,193

TEAM STATISTICS	COLTS	OPP
TOTAL FIRST DOWNS	357	310
Rushing	111	109
Passing	213	177
Penalty	33	24
3rd Down: M/A/Pct.	94/201 46.8	84/217 38.7
4th Down: M/A/Pct.	9/10 90.0	10/14 71.4
TOTAL NET YARDS	6141	5357
Avg. Per Game	383.8	334.8
Total Plays	1026	1018
Avg. Per Play	6.0	5.3
NET YARDS RUSHING	1859	1935
Avg. Per Game	116.2	120.9
Total Rushes	435	446
NET YARDS PASSING	4282	3422
Avg. Per Game	267.6	213.9
Tackled/Yards Lost	20/131	42/252
Gross Yards	4413	3674
Att./Completions	571/357	530/317
Completion Pct.	62.5	59.8
Had Intercepted	15	14
PUNTS/AVERAGE	65/44.7	82/42.7
NET PUNTING AVG.	65/36.4	82/36.2
PENALTIES/YARDS	89/866	103/820
FUMBLES/BALL LOST	20/14	16/8
TOUCHDOWNS	50	37
Rushing	14	13
Passing	33	22
Defense/Kicking	3/0	1/1
POSSESSION AVG.	29:33	30:27

SCORE BY PERIODS	1	2	3	4	OT	TOTAL
COLTS	73	117	84	155	0	429
OPPONENTS	52	106	86	82	0	326

SCORING	TDR	TDP	TDRT	PAT	FG	2P	S	TP
Vanderjagt				46-46	25-27			121
James	13	5				1	110	
Harrison	14						84	
Pollard	3					1	20	
Dilger	3						18	
Pathon	3						18	
Wilkins	3						18	
Burris		1					6	
Finn	1						6	
Green	1						6	
Holley		1					6	
Manning	1						6	
Muhammad			1				6	
Bratzke						1	2	
J. Williams							2	

COLTS 14 33 3 46-46 25-27 2 2 429
OPPONENTS 13 22 2 33-33 21-28 1 1 326
2-Point: Colts 2-4, Opponents 3-4

FGS	1-19	20-29	30-39	40-49	50+	TOT.
Vanderjagt	1-1	6-6	13-13	5-6	0-1	25-27
COLTS	1-1	6-6	13-13	5-6	0-1	25-27
OPP.	1-1	11-14	4-4	4-6	1-3	21-28

Vanderjagt:	(23 40)/(47,31)	(41,22)/(45)
	(33 33 34)	(23 38 40)/(36)/(19)
	(26 38 35)/(38)/(59)(32)	(37 23 39)
	(48 31)(28)	
OPP:	(0/50 24)/(19 30 27)(21)(21,51)	
	(27 26 28)	(29 21)/(41 37)/(47,51)
	(42 28)(28)	(49 45 21)(29 46)
	(25 31)(31)	

RUSHING	NO.	YDS.	AVG.	LG	TD
James	387	1709	4.4	30	13
Manning	37	116	3.1	14	1
Gordon	4	13	3.3	6	0
Smith	1	11	11.0	11	0
Wilkins	3	8	2.7	6	0
Pathon	1	3	3.0	3	0
Finn	1	1	1.0	1	0
al-Jabbar	1	-2	-2.0	-2	0
COLTS	435	1859	4.3	30	14
OPPONENTS	446	1935	4.3	55	13

RECEIVING	NO.	YDS.	AVG.	LG	TD
Harrison	102	1413	13.9	78	14
James	63	594	9.4	60	5
Pathon	50	646	12.9	38	3
Dilger	47	538	11.4	32	3
Wilkins	43	569	13.2	43	3
Pollard	30	439	14.6	50	3
Green	18	201	11.2	34	1
Finn	4	13	3.3	6	1
COLTS	357	4413	12.4	78	33
OPPONENTS	317	3674	11.6	50	22

INTERCEPTIONS	NO.	YDS.	AVG.	LG	TD
Burris	4	38	9.5	27	1
MacKlin	2	35	17.5	35	0
Peterson	2	8	4.0	5	0
Cota	2	3	1.5	3	0
Muhammad	1	40	40.0	40	1
Poole	1	1	1.0	1	0
Washington	1	1	1.0	1	0
Johnson	1	-1	-1.0	-1	0
COLTS	14	125	8.9	40	2
OPPONENTS	15	212	14.1	43	1

PUNTING NO.	YDS.	AVG.	TB	INTO	LG	BLK.	
Smith	65	2906	44.7	9	20	65	0
COLTS	65	2906	44.7	9	20	65	0
OPPONENTS	82	3503	42.7	9	20	70	1

PUNT RETURNS	NO.	FC	YDS.	AVG.	LG	TD
Wilkins	29	13	240	8.3	36	0
P. Williams	7	1	108	15.4	40	0
Muhammad	2	0	4	2.0	4	0
COLTS	38	14	352	9.3	40	0
OPPONENTS	28	21	357	12.8	80	0

KICKOFF RETURNS	NO.	YDS.	AVG.	LG	TD
Pathon	26	583	22.4	48	0
Wilkins	15	279	18.6	30	0
P. Williams	12	238	19.8	29	0
Muhammad	2	45	22.5	26	0
Holley	1	10	10.0	10	0
Dilger	1	0	0.0	0	0
MacKlin	1	0	0.0	0	0
COLTS	58	1155	19.9	48	0
OPPONENTS	73	1736	23.8	92	1

SACKS: Colts 42.0; Opponents 20.0; Bratzke 7.5-69; M. Thomas 5.0-32; Belsler 5.0-25; Johnson 5.0-25; Burris 3.0-19; J. Williams 3.0-18.5; Bennett 3.0-17; Chester 2.5-7.5; Washington 2.0-13; Scioli 2.0-7; Holsey 2.0-6; Hollier 1.0-7; Whittington 1.0-6

USUAL STARTERS			
PRO BOWLERS IN BOLDFACE		OFFENSE	DEFENSE
WR	Jerome Pathon	LDE	Bernard Holsey
LT	Tarik Glenn	LDT	Bernard Whittington
LG	Steve McKinney	RDT	Ellis Johnson
C	Jeff Saturday	RDE	Chad Bratzke
RG	Larry Moore	LLB	Cornelius Bennett
RT	Adam Meadows	MLB	Dwight Hollier
TE	Ken Dilger	RLB	Mike Peterson
WR	Marvin Harrison	LCB	Jeff Burris
QB	Peyton Manning	RCB	Tyrone Poole
RB	Edgerrin James	SS	Chad Cota
TE	Marcus Pollard	FS	Jason Belsler

PASSING	ATT.	COMP.	YDS.	PCT.	AVG./ATT.	TD	TD%	INT.	INT%	LG	SACKED	RATING
Manning	571	357	4413	62.5	7.73	33	5.8	15	2.6	78	20/131	94.7
COLTS	571	357	4413	62.5	7.73	33	5.8	15	2.6	78	20/131	94.7
OPPONENTS	530	317	3674	59.8	6.93	22	4.2	14	2.6	50	42/252	83.6

ADMINISTRATION
 COACHING STAFF
 FOOTBALL OPERATIONS
 BUSINESS OPERATIONS
 PLAYERS
 2014 SEASON IN REVIEW
 COLTS HISTORY
 RECORDS
 COLTS IN THE COMMUNITY



2001

RECORD: 6-10 COACH: JIM MORA
FOURTH - AFC EASTERN DIVISION

HOME: 3-5 AWAY: 3-5

DIV: 3-5 CONF: 5-7 NCONF: 1-3

ADMINISTRATION

COACHING STAFF

FOOTBALL OPERATIONS

BUSINESS OPERATIONS

PLAYERS

2014 SEASON IN REVIEW

COLTS HISTORY

RECORDS

COLTS IN THE COMMUNITY

*Sellout

Table with columns: DATE, RESULTS, OPPONENT, ATTENDANCE. Rows include games against New York Jets, Buffalo, New England, Oakland, New England, Kansas City, Buffalo, Miami, New Orleans, San Francisco, Baltimore, Miami, Atlanta, New York Jets, St. Louis, Denver.

TEAM STATISTICS

Table with columns: TEAM STATISTICS, COLTS, OPP. Rows include Total First Downs, Rushing, Passing, Penalty, 3rd Down, 4th Down, Total Net Yards, Net Yards Rushing, Net Yards Passing, Penalties/Yards, Fumbles/Ball Lost, Touchdowns, Possession Avg.

SCORE BY PERIODS

Table with columns: COLTS, OPPONENTS, 1, 2, 3, 4, OT, TOTAL. Values: COLTS 70 160 109 74 0 413; OPPONENTS 61 200 66 159 0 486

Table with columns: SCORING, TDR, TDP, TDRT, PAT, FG, 2P, S, TP. Rows include Vanderjagt, Harrison, Rhodes, Pollard, Manning, James, Pathon, Dilger, Burris, Insley, Nwokorie, Wilkins, McDougal, COLTS, OPPONENTS.

2-Point: Colts 3-5, Opponents 1-4

Table with columns: FGS, Vanderjagt, COLTS, OPP. Rows include FGS 1-19 20-29 30-39 40-49 50+, Vanderjagt 0-0 7-8 6-6 12-16 3-4 28-34, COLTS 0-0 7-8 6-6 12-16 3-4 28-34, OPP 0-0 8-8 9-10 13-15 0-3 30-36

Table with columns: Vanderjagt, OPP. Rows include Vanderjagt (37)(45)(47 34)(46, 42, 25, 42, 24)(49, 50, 42, 34, 41, 25, 52, 41)(54)(33, 25)(35, 40)(39, 21)(45, 50, 43, 48)(22, 40, 45, 22, 25), OPP: (22)(48, 37, 49)(47, 48, 35)(39, 42, 59, 37)(43, 48, 22)(43b)(31, 31)(46, 48)(30, 46)(26, 30, 29, 27, 46)(35, 32)(47, 22, 48, 46, 24, 50)(54, 25)

Table with columns: RUSHING, Rhoads, James, Manning, McDougal, Harrison, Pathon, COLTS, OPPONENTS. Rows include RUSHING NO. YDS. AVG. LG TD, Rhoads 233 1104 4.7 771 9, James 151 662 4.4 291 3, Manning 35 157 4.5 331 4, McDougal 17 48 2.8 12 0, Harrison 1 3 3.0 3 0, Pathon 1 -8 -8.0 -8 0, COLTS 438 1966 4.5 771 16, OPPONENTS 455 2115 4.6 561 20

Table with columns: RECEIVING, Harrison, Pollard, Wilkins, Rhoads, Dilger, Wayne, Pathon, James, Insley, Simmons, McDougal, McKinney, COLTS, OPPONENTS. Rows include RECEIVING NO. YDS. AVG. LG TD, Harrison 109 1524 14.0 68 15, Pollard 47 739 15.7 861 8, Wilkins 34 332 9.8 28 0, Rhoads 34 224 6.6 19 0, Dilger 32 343 10.7 44 1, Wayne 27 345 12.8 43 0, Pathon 24 330 13.8 601 2, James 24 193 8.0 27 0, Insley 14 165 11.8 26 1, Simmons 2 17 8.5 12 0, McDougal 1 10 10.0 10 0, McKinney 1 5 5.0 5 0, COLTS 349 4227 12.1 861 27, OPPONENTS 311 3857 12.4 911 30

Table with columns: INTERCEPTIONS, Burris, Macklin, Cota, Peterson, Harper, Phillips, Bashir, Walls, COLTS, OPPONENTS. Rows include INTERCEPTIONS NO. YDS. AVG. LG TD, Burris 3 69 23.0 301 1, Macklin 3 15 5.0 11 0, Cota 2 21 10.5 12 0, Peterson 2 18 9.0 13 0, Harper 2 17 8.5 14 0, Phillips 1 18 18.0 18 0, Bashir 1 0 0.0 0 0, Walls 1 0 0.0 0 0, COLTS 15 158 10.5 301 1, OPPONENTS 23 545 23.7 781 6

Table with columns: PUNTING, Smith, COLTS, OPPONENTS. Rows include PUNTING NO. YDS. AVG. TB IN20 LG BLK, Smith 68 3023 44.5 12 12 65 0, COLTS 68 3023 44.5 12 12 65 0, OPPONENTS 67 2861 42.7 6 26 59 0

Table with columns: PUNT RETURNS, Wilkins, Insley, Harper, COLTS, OPPONENTS. Rows include PUNT RETURNS NO. FC YDS. AVG. LG TD, Wilkins 21 4 219 10.4 781 1, Insley 7 8 71 10.1 33 0, Harper 1 0 0 0 0 0, COLTS 29 12 290 10.0 781 1, OPPONENTS 35 13 486 13.9 67 1

Table with columns: KICKOFF RETURNS, Wilkins, McDougal, Rhoads, Finn, Simmons, Nwokorie, Insley, Pathon, Cota, COLTS, OPPONENTS. Rows include KICKOFF RETURNS NO. YDS. AVG. LG TD, Wilkins 44 1007 22.9 50 0, McDougal 16 362 22.6 40 0, Rhoads 14 356 25.4 881 1, Finn 3 29 9.7 13 0, Simmons 2 27 13.5 15 0, Nwokorie 2 15 7.5 9 0, Insley 1 23 23.0 23 0, Pathon 1 13 13.0 13 0, Cota 1 0 0.0 0 0, COLTS 84 1832 21.8 881 1, OPPONENTS 87 2006 23.1 64 0

SACKS: Colts 40.0; Opponents 30.0; Bratzke 8.5-4.5; Washington 8.0-28.5; Nwokorie 5.0-19.5; Sciolli 4.0-39.0; Johnson 3.5-38.5; Williams 3.0-21.0; Peterson 1.5-8.5; Thomas 1.5-7.5; Sword 1.0-24.0; Peter 1.0-8.0; Phillips 1.0-7.0; Morris 1.0-4.0; Bird 0.5-1.5; Macklin 0.5-1.5

USUAL STARTERS PRO BOWLERS IN BOLDFACE

Table with columns: OFFENSE, DEFENSE. Rows include WR Reggie Wayne, LT Tarik Glenn, LG Steve McKinney, C Jeff Saturday, RG Larry Moore, RT Adam Meadows, TE Ken Dilger, WR Marvin Harrison, QB Peyton Manning, RB Dominic Rhodes, TE Marcus Pollard, LDE Brad Sciolli, LDT Josh Williams, RDT Ellis Johnson, RDE Chad Bratzke, LLB Marcus Washington, MLB Rob Morris, RLB Mike Peterson, LCB Jeff Burris, RCB David Macklin, SS Chad Cota, FS Idrees Bashir

Table with columns: PASSING, Manning, Pypien, Dilger, COLTS, OPPONENTS, ATT., COMP., YDS., PCT., AVG./ATT., TD, TD%, INT., INT%, LG, SACKED, RATING. Values: Manning 547 343 4131 62.7 7.55 26 4.8 23 4.2 861 29/232 84.1, Pypien 9 5 57 55.6 6.33 0 0.0 0 0.0 211 1/6 74.8, Dilger 1 1 39 100.0 39.00 1 100.0 0 0.0 391 0/0 158.3, COLTS 557 349 4227 62.7 7.59 27 4.8 23 4.1 861 30/238 84.9, OPPONENTS 509 311 3857 61.1 7.58 30 5.9 15 2.9 911 40/257 91.9

2002

RECORD: 10-6 COACH: TONY DUNGY
 SECOND – AFC SOUTH DIVISION
 HOME: 5-3 AWAY: 5-3
 DIV: 4-2 CONF: 8-4 NCONF: 2-2

*Sellout

DATE	RESULTS	OPPONENT	ATTENDANCE
9/8 W	28-25	@ Jacksonville	56,595
9/15 L	13-21	MIAMI	*56,650
9/22 W	23-3	@ Houston	69,204
10/6 W	28-21	CINCINNATI	*56,570
10/13 W	22-20	BALTIMORE	*56,174
10/21 L	10-28	@ Pittsburgh	62,800
10/27 L	21-26	@ Washington	80,169
11/3 L	15-23	TENNESSEE	*56,752
11/10 W	35-13	@ Philadelphia	65,660
11/17 W	20-3	DALLAS	*57,057
11/24 W	23-20 OT	@ Denver	75,075
12/1 W	19-3	HOUSTON	*56,820
12/8 L	17-27	@ Tennessee	68,804
12/15 W	28-23	@ Cleveland	73,098
12/22 L	27-44	NEW YORK GIANTS	*56,579
12/29 W	20-13	JACKSONVILLE	*56,755
1/4 L	0-41	@ New York Jets	78,524

TEAM STATISTICS	COLTS	OPP
TOTAL FIRST DOWNS	324	279
Rushing	93	114
Passing	213	148
Penalty	18	17
3rd Down: M/A/Pct.	102/227 44.9	74/198 37.4
4th Down: M/A/Pct.	13/17 76.5	10/21 47.6
TOTAL NET YARDS	5616	4909
Avg. Per Game	351.0	306.8
Total Plays	1048	963
Avg. Per Play	5.4	5.1
NET YARDS RUSHING	1561	1992
Avg. Per Game	97.6	124.5
Total Rushes	434	459
NET YARDS PASSING	4055	2917
Avg. Per Game	253.4	182.3
Tackled/Yards Lost	23/145	36/243
Gross Yards	4200	3160
Att./Completions	591/392	468/288
Completion Pct.	66.3	61.5
Had Intercepted	19	10
PUNTS/AVERAGE	67/39.9	74/41.7
NET PUNTING AVG.	67/34.9	74/36.0
PENALTIES/YARDS	91/730	102/746
FUMBLES/BALL LOST	26/13	37/17
TOUCHDOWNS	40	36
Rushing	12	16
Passing	27	19
Defense/Kicking	1/0	1/0
TIME OF POSSESSION	30:52	29:08

SCORE BY PERIODS	1	2	3	4	OT	TOTAL
COLTS	55	75	59	157	3	349
OPPONENTS	83	94	64	72	0	313

SCORING	TDR	TDP	TDRT	PAT	FG	2P	S	TP
Vanderjagt				34-34	23-31			103
Harrison	11					1		68
Mungro	8							48
Pollard	6					1		38
Wayne	4							24
James	2	1				1	20	20
Ismail	3							18
Manning	2							12
Roberg	1							6
Washington		1						6
R. Williams	1							6
COLTS	12	17	1	34-34	23-31	3	0	349
OPPONENTS	16	19	1	32-34	21-26	1	0	313
2-Point:	Colts 3-6, Opponents 1-2							

FGS	1-19	20-29	30-39	40-49	50+	TOT.
Vanderjagt	1-1	7-8	6-7	6-12	3-3	23-31
COLTS	1-1	7-8	6-7	6-12	3-3	23-31
OPP.	0-0	11-12	6-6	3-4	1-4	21-26

Vanderjagt:	(33b)	(25.23)	(26.39)	(47.37)	(0)
	(39.50)	(43.25)	(38.48)	(41.46)	(48)
	(23.48)	(42.32)	(41.54)	(51.31)	(46)
	(44.44)	(20.27)	(19.27)		
OPP.:	(52.27)	(28.54)	(24.00)	(41.51)	(48)
	(40.23)	(41.22)	(28.34)	(39.34)	(20)
	(21.52)	(34.35)	(29.29)	(20.32)	(23)

RUSHING	NO.	YDS.	AVG.	LG	TD
James	277	989	3.6	20	2
Mungro	97	336	3.5	49	8
Manning	38	148	3.9	13	2
R. Williams	11	35	3.2	10	0
Walters	2	33	16.5	17	0
Harrison	2	10	5.0	8	0
Finn	5	8	1.6	5	0
Denison	2	2	1.0	3	0
COLTS	434	1561	3.6	49	12
OPPONENTS	459	1992	4.3	67	16

RECEIVING	NO.	YDS.	AVG.	LG	TD
Harrison	143	1722	12.0	69	11
James	61	354	5.8	23	1
Wayne	49	716	14.6	49	4
Ismail	44	462	10.5	42	3
Pollard	43	478	11.1	41	6
Walters	18	207	11.5	27	0
Mungro	13	81	6.2	11	0
Davenport	8	70	8.8	22	0
Finn	6	31	5.2	12	0
Roberg	2	17	8.5	15	1
Wiggins	2	17	8.5	9	0
R. Williams	1	20	20.0	20	1
D. Smith	1	14	14.0	14	0
Haddad	1	11	11.0	11	0
COLTS	392	4200	10.7	69	27
OPPONENTS	288	3160	11.0	82	19

INTERCEPTIONS	NO.	YDS.	AVG.	LG	TD
Peterson	3	96	32.0	53	0
Bashir	2	4	2.0	4	0
Harris	2	0	0.0	0	0
Washington	1	40	40.0	40	1
Macklin	1	30	30.0	30	0
Gibson	1	0	0.0	0	0
COLTS	10	170	17.0	53	1
OPPONENTS	19	225	11.8	46	0

PUNTING	NO.	YDS.	AVG.	TB	IN20	LG	BLK.
Smith	66	2672	40.5	9	26	69	1
COLTS	67	2672	39.9	9	26	69	1
OPPONENTS	74	3083	41.7	7	23	64	0

PUNT RETURNS	NO.	FC	YDS.	AVG.	LG	TD
Walters	35	15	270	7.7	34	0
Walker	2	0	6	3.0	5	0
Crosby	0	0	6	0.0	6	0
Haddad	0	1	0	0.0	0	0
COLTS	37	16	282	7.6	34	0
OPPONENTS	27	17	156	5.8	53	0

KICKOFF RETURNS	NO.	YDS.	AVG.	LG	TD
Walters	53	1150	21.7	44	0
Walker	3	50	16.7	28	0
Denson	2	38	19.0	20	0
Haddad	2	19	9.5	14	0
R. Williams	2	35	17.5	21	0
Doering	1	2	2.0	2	0
D. Smith	1	16	16.0	16	0
COLTS	64	1310	20.5	44	0
OPPONENTS	74	1515	20.5	67	0

SACKS: Colts 36.0, Opponents 23.0; Freeney 13.0-92; Sciolli 7.0-41; Bratzke 6.0-41; Morris 3.0-23; Washington 2.0-13; Brock 1.0-9; Cannida 1.0-5; Gibson 1.0-11; Mallard 1.0-7; J. Williams 1.0-1

USUAL STARTERS			
PRO BOWLERS IN BOLDFACE		OFFENSE	DEFENSE
WR	Qadry Ismail	LDE	Chad Bratzke
LT	Tarik Glenn	LDT	Brad Sciolli
LG	Rick DeMulling	RDT	Larry Tripplett
C	Jeff Saturday	RDE	Dwight Freeney
RG	Ryan Diem	LLB	Mike Peterson
RT	Adam Meadows	MLB	Rob Morris
TE	Marcus Pollard	RLB	Marcus Washington
WR	Marvin Harrison	LCB	Walt Harris
QB	Peyton Manning	RCB	David Macklin
RB	Edgerin James	SS	David Gibson
TE	Joe Dean Davenport	FS	Idrees Bashir
WR	Reggie Wayne		

PASSING	ATT.	COMP.	YDS.	PCT.	AVG./ATT.	TD	TD%	INT.	INT%	LG	SACKED	RATING
Manning	591	392	4200	66.3	7.11	27	4.6	19	3.2	69	23/145	88.8
COLTS	591	392	4200	66.3	7.11	27	4.6	19	3.2	69	23/145	88.8
OPPONENTS	468	288	3160	61.5	6.75	19	4.1	10	2.1	82	36/243	86.1

ADMINISTRATION
 COACHING STAFF
 FOOTBALL OPERATIONS
 BUSINESS OPERATIONS
 PLAYERS
 2014 SEASON IN REVIEW
 COLTS HISTORY
 RECORDS
 COLTS IN THE COMMUNITY



2003

RECORD: 12-4 COACH: TONY DUNGY

FIRST - AFC SOUTH DIVISION

HOME: 5-3 ROAD: 7-1

DIV: 5-1 CONF: 9-3 NCONF: 3-1

*Sellout

Table with columns: DATE, RESULTS, OPPONENT, ATTENDANCE. Lists game dates, scores, opponents, and attendance figures.

Table with columns: SCORING, TDR, TDP, TDRT, PAT, FG, 2P, S, TP. Lists scoring plays, touchdowns, field goals, and punts.

Table with columns: INTERCEPTIONS, NO., YDS., AVG., LG, TD. Lists interception statistics for players.

Table with columns: PUNTING, NO., YDS., AVG., TB, IN20, LG, BLK. Lists punting statistics for players.

Table with columns: PUNT RETURNS, NO., FC, YDS., AVG., LG, TD. Lists punt return statistics for players.

Table with columns: KICKOFF RETURNS, NO., YDS., AVG., LG, TD. Lists kickoff return statistics for players.

SACKS: Colts 31.0, Opponents 19.0; Freeney 11.0-89; Washington 6.0-41; Mathis 3.5-30; Bratzke 3.0-14; Brock 2.0-8; Team 1.0-12; J. Williams 1.0-11; Brackett 1.0-9; Triplett 1.0-6.5; Thornton 1.0-2; Reagor 0.5-2.5

USUAL STARTERS PRO BOWLERS IN BOLDFACE

Table with columns: OFFENSE, DEFENSE. Lists starting players for offense and defense, including pro bowlers in boldface.

Table with columns: TEAM STATISTICS, COLTS, OPP. Lists various team statistics for the Colts and their opponents.

Table with columns: FGS, 1-19, 20-29, 30-39, 40-49, 50+, TOT. Lists field goal statistics by range.

Table with columns: VANDERJAGT, (22,46,45), (29,41,23,48), (46,36,29), (41,42), (29,39,22), (31,29,22), (50,44,25), (27,26,27), (31), (24), (40,29), (21,35,36,23,26), (43), (40), (39,43), (19,20), (1), (46,49,41,37), (38,43), (60,62b), (29,23,47), (1), (23), (1), (43), (48), (43), (40,40), (24), (36)

Table with columns: RUSHING, NO., YDS., AVG., LG, TD. Lists rushing statistics for players.

Table with columns: RECEIVING, NO., YDS., AVG., LG, TD. Lists receiving statistics for players.

Table with columns: SCORE BY PERIODS, 1, 2, 3, 4, OT, TOTAL. Lists scores by quarter and total score.

Table with columns: PASSING, ATT., COMP., YDS., PCT., AVG./ATT., TD, TD%. Lists passing statistics for players.

Table with columns: INT., INT%, LG, SACKED, RATING. Lists interception statistics for players.

Table with columns: INT., INT%, LG, SACKED, RATING. Lists interception statistics for players.

2004

RECORD: 12-4 COACH: TONY DUNGY

FIRST – AFC SOUTH DIVISION

HOME: 7-1 ROAD: 5-3

DIV: 5-1 CONF: 8-4 NCONF: 4-0

*Sellout DATE	RESULTS	OPPONENT	ATTENDANCE
9/9	L 24-27	@ New England	68,756
9/19	W 31-17	@ Tennessee	68,932
9/26	W 45-31	GREEN BAY	*57,280
10/3	W 24-17	@ Jacksonville	73,114
10/10	W 35-14	OAKLAND	*57,230
10/24	L 24-27	JACKSONVILLE	*56,615
10/31	L 35-45	@ Kansas City	78,312
11/8	W 31-28	MINNESOTA	*57,307
11/14	W 49-14	HOUSTON	*56,511
11/21	W 41-10	@ Chicago	61,908
11/25	W 41-9	@ Detroit	63,107
12/5	W 51-24	TENNESSEE	*57,278
12/12	W 23-14	@ Houston	70,762
12/19	W 20-10	BALTIMORE	*57,240
12/26	W 34-31 OT	SAN DIEGO	*57,330
1/2	L 14-33	@ Denver	75,149
1/9	W 49-24	DENVER	*56,609
1/16	L 3-20	@ New England	68,756

TEAM STATISTICS	COLTS	OPP
TOTAL FIRST DOWNS	379	331
Rushing	94	103
Passing	238	209
Penalty	47	19
3rd Down: M/A/Pct.	70/164 42.7	91/217 41.9
4th Down: M/A/Pct.	4/7 57.1	9/28 32.1
TOTAL NET YARDS	6475	5929
Avg. Per Game	404.7	370.6
Total Plays	968	1042
Avg. Per Play	6.7	5.7
NET YARDS RUSHING	1852	2037
Avg. Per Game	115.8	127.3
Total Rushes	427	440
NET YARDS PASSING	4623	3892
Avg. Per Game	288.9	243.3
Tackled/Yards Lost	14/109	45/340
Gross Yards	4732	4232
Att./Completions	527/353	557/364
Completion Pct.	67.0	65.4
Had Intercepted	10	19
PUNTS/AVERAGE	54/45.2	52/42.7
NET PUNTING AVG.	54/36.8	52/37.9
PENALTIES/YARDS	106/801	116/877
FUMBLES/BALL LOST	19/7	36/17
TOUCHDOWNS	66	39
Rushing	10	12
Passing	51	26
Defense/Kicking	3/2	0/1
TIME OF POSSESSION	28:40	31:20

SCORE BY PERIODS	1	2	3	4	OT	TOTAL
COLTS	120	157	118	124	3	522
OPPONENTS	78	102	73	98	0	351

SCORING TDR	TDP	TDRT	PAT	FG	2P	S	TP
Vanderjagt				59-60	20-25		119
Harrison	15						90
Wayne	12						72
Stokley	10						60
James	9				1		56
Pollard	6						36
Clark	5						30
Mungro	3						18
Rhodes	1	1					12
David	1						6
Hutchins	1						6
Morris	1						6
Sanders	1						6
Byrant				5-5	0-1		5
COLTS	10	51	5	64-65	20-26	1	0 522
OPPONENTS	12	26	1	36-36	25-31	3	0 351

2-Point: Colts 1-1, Opponents 3-3

FGS	1-19	20-29	30-39	40-49	50+	TOT.
Vanderjagt	0-0	6-6	9-11	5-7	0-1	20-25
Bryant	0-0	0-0	0-0	0-1	0-0	0-1
COLTS	0-0	6-6	9-11	5-8	0-1	20-26
OPP.	0-0	6-6	7-9	9-11	3-5	25-31

Vanderjagt:	(32,48)	(28,45)	(46,0)	(34)	(5,4)	(35)	(39)
	(34,20)	((47,20,37)	(30,43,44)				
	(24,33,33)	(36,26,23,47,30)					

Bryant:	OPP.:
0000(44)000000000000	(32,43)
	(39)
	(38,52)
	(35,48,42,22)
	(26,32,26,53)
	(32)
	(42,23)
	(55)
	(51)
	(20,34,48,32)
	(45,43)
	((42,31)
	(50)
	(45,23,40,40)

RUSHING	NO.	YDS.	AVG.	LG	TD
James	334	1548	4.6	40	9
Rhodes	53	254	4.8	55	1
Manning	25	38	1.5	19	0
Mungro	5	19	3.8	8	0
Smith	1	2	2.0	2	0
Wayne	1	-4	-4.0	-4	0
Sorgi	8	-5	-0.6	2	0
COLTS	427	1852	4.3	55	10
OPPONENTS	440	2037	4.6	47	12

RECEIVING	NO.	YDS.	AVG.	LG	TD
Harrison	86	1113	12.9	59	15
Wayne	77	1210	15.7	71	12
Stokley	68	1077	15.8	69	10
James	51	483	9.5	56	0
Pollard	29	309	10.7	31	6
Clark	25	423	16.9	80	5
Mungro	7	36	5.1	16	3
Hartsock	4	33	8.3	17	0
Rhodes	2	24	12.0	20	0
Pyatt	2	12	6.0	7	0
Moorehead	1	7	7.0	7	0
Walters	1	5	5.0	5	0
COLTS	353	4732	13.4	80	51
OPPONENTS	364	4232	11.6	79	26

INTERCEPTIONS	NO.	YDS.	AVG.	LG	TD
David	4	36	9.0	34	1
Harper	3	12	4.0	12	0
June	2	71	35.5	71	0
Doss	2	32	16.0	32	0
Brackett	2	2	1.0	2	0
Hutchins	1	77	77.0	77	1
Morris	1	17	17.0	17	0
Thornton	1	5	5.0	5	0
Bacon	1	0	0.0	0	0
Jefferson	1	0	0.0	0	0
Nelson	1	0	0.0	0	0
COLTS	19	252	13.3	77	2
OPPONENTS	10	191	19.1	65	0

PUNTING	NO.	YDS.	AVG.	TB	IN20	LG	BLK.
Smith	54	2443	45.2	3	21	62	0
COLTS	54	2443	45.2	3	21	62	0
OPPONENTS	52	2220	42.7	4	16	64	0

PUNT RETURNS	NO.	FC	YDS.	AVG.	LG	TD
David	8	4	50	6.3	13	0
Pyatt	8	5	47	5.9	13	0
Walters	7	6	40	5.7	14	0
Moorehead	1	0	34	34.0	34	0
COLTS	24	15	171	7.1	34	0
OPPONENTS	29	13	395	13.6	91	1

KICKOFF RETURNS	NO.	YDS.	AVG.	LG	TD
Rhodes	48	1188	24.8	88	1
Pyatt	10	230	23.0	32	0
Mungro	7	111	15.9	24	0
Walters	1	16	16.0	16	0
Peko	0	0	0.0	0	0
COLTS	66	1545	23.4	88	1
OPPONENTS	92	1960	21.3	71	0

SACKS: Colts 45.0, Opponents 14.0; Freeney 16.0-120; Mathis 10.5-90; Brock 6.5-48; Reagar 5.0-24; Morris 3.0-18; Socoli 2.0-32; Thomas 1.0-6; Doss 1.0-2

USUAL STARTERS			
PRO BOWLERS IN BOLDFACE			
OFFENSE	DEFENSE		
WR Reggie Wayne	LDE Raheem Brock		
LT Tarik Glenn	LDT Montae Reagar		
LG Rick DeMulling	RDT Josh Williams		
C Jeff Saturday	RDE Dwight Freeney		
RG Jake Scott/Tupe Peko	LLB David Thornton		
RT Ryan Diem	MLB Rob Morris		
TE Marcus Pollard	RLB Cato June		
WR Marvin Harrison	LCB Nick Harper		
QB Peyton Manning	RCB Jason David		
RB Edgerrin James	SS Mike Doss		
TE Dallas Clark	FS Idrees Bashir		

PASSING	ATT.	COMP.	YDS.	PCT.	AVG./ATT.	TD	TD%	INT.	INT%	LG	SACKED	RATING
Manning	497	336	4557	67.6	9.17	49	9.9	10	2.0	80	13/101	121.1
Sorgi	29	17	175	58.6	6.03	2	6.9	0	0.0	71	1/8	99.1
Saturday	1	0	0	0.0	0.00	0	0.0	0	0.0	0	0/0	39.6
COLTS	527	353	4732	67.0	8.98	51	9.7	10	1.9	80	14/109	119.7
OPPONENTS	557	364	4232	65.4	7.60	26	4.7	19	3.4	79	45/340	89.5

2014 SEASON IN REVIEW
 COLTS HISTORY
 RECORDS
 COMMUNITY
 PLAYERS
 BUSINESS OPERATIONS
 FOOTBALL OPERATIONS
 COACHING STAFF
 ADMINISTRATION

2005

RECORD: 14-2 COACH: TONY DUNGY
FIRST – AFC SOUTH DIVISION
HOME: 7-1 ROAD: 7-1
DIV: 6-0 CONF: 11-1 NCONF: 3-1
***Sellout**

DATE	RESULTS	OPPONENT	ATTENDANCE
9/11	W 24-7	@ Baltimore	70,501
9/18	W 10-3	JACKSONVILLE	*56,460
9/25	W 13-6	CLEVELAND	*57,127
10/2	W 31-10	@ Tennessee	69,149
10/9	W 28-3	@ San Francisco	68,048
10/17	W 45-28	ST. LOUIS	*57,307
10/23	W 38-20	@ Houston	70,621
11/7	W 40-21	@ New England	68,756
11/13	W 31-17	HOUSTON	*57,209
11/20	W 45-37	@ Cincinnati	65,995
11/28	W 26-7	PITTSBURGH	*57,442
12/4	W 35-3	TENNESSEE	*57,228
12/11	W 26-18	@ Jacksonville	67,164
12/18	L 17-26	SAN DIEGO	*57,389
12/24	L 13-28	@ Seattle	67,855
1/1	W 17-13	ARIZONA	*57,211
1/15	L 18-21	PITTSBURGH	*57,449

SCORING	TDR	TDP	TDRT	PAT	FG	2P	S	TP
Vanderjagt					52-52	23-25		121
James	13	1						84
Harrison	12							72
Wayne	5							24
Clark	4							30
Rhodes	4							18
Fletcher	3							24
Walters	3							12
June		2						18
Utecht		2						12
Carthon	1							6
Reagar			1					6
Stokley			1					6
Tripplett				1				6
Rayner					0-1			0
COLTS	18	31	4	52-52	23-26	0	0	439
OPPONENTS	17	1	1	24-24	19-27	2	2	247

2-Point: Colts 0-1, Opponents 2-3

FGS	1-19	20-29	30-39	40-49	50+	TOT.
Vanderjagt	1-1	9-9	6-7	7-8	0-1	23-26
Rayner	0-0	0-0	0-0	0-0	0-1	0-1
COLTS	1-1	9-9	6-7	7-8	0-1	23-26
OPP.	0-0	8-8	3-5	8-12	0-2	19-27

Vanderjagt:	(20/41)	(20/23)	(20/42)	(22/36)
	(35/20)	(45/19)	(29/48)	(44/28/0)
	(40/34)	(38/46)	(32/24)	(31/32/44)
Rayner:	0/0	0/0	0/0	0/0
OPP.:	(38/47)	(45/42)	(28/40)	(22/34)
	(29/49)	(0/24)	(43/41)	(44/51)
	(27/36)	(20/48)	(49/57)	(28/42)

RUSHING	NO.	YDS.	AVG.	LG	TD
James	360	1506	4.2	33	13
Rhodes	40	118	3.0	24	4
Manning	33	45	1.4	12	0
Carthon	13	18	1.4	7	1
Mungro	7	15	2.1	7	0
Sorgi	12	1	0.1	6	0
COLTS	465	1703	3.7	33	18
OPPONENTS	398	1762	4.4	83t	19

RECEIVING	NO.	YDS.	AVG.	LG	TD
Wayne	83	1055	12.7	66t	5
Harrison	82	1146	14.0	80t	12
James	44	337	7.7	20	1
Stokley	41	543	13.2	45	1
Clark	37	488	13.2	56	4
Fletcher	18	202	11.2	23	3
Walters	14	152	10.9	39	3
Rhodes	12	88	7.3	15	0
Morehead	7	75	10.7	24	2
Utecht	3	59	19.7	26t	0
Mungro	3	28	9.3	17	0
Hartsock	2	8	4.0	7	0
Carthon	1	10	10.0	10	0
COLTS	347	4191	12.1	80t	31
OPPONENTS	343	3469	10.1	68t	17

INTERCEPTIONS	NO.	YDS.	AVG.	LG	TD
June	5	115	23.0	36	2
Brackett	3	50	16.7	31	0
Harper	3	41	13.7	21	0
David	2	13	6.5	13	0
Doss	2	8	4.0	8	0
Gardner	1	16	16.0	16	0
Jackson	1	16	16.0	16	0
Sanders	1	0	0.0	0	0
COLTS	18	259	14.4	36	2
OPPONENTS	11	136	12.4	36	0

PUNTING	NO.	YDS.	AVG.	TB	IN20	LG	BLK.
Smith	52	2301	44.3	5	23	58	0
COLTS	52	2301	44.3	5	23	58	0
OPPONENTS	67	2791	41.7	7	17	62	0

PUNT RETURNS	NO.	FC	YDS.	AVG.	LG	TD
Walters	21	25	172	8.2	29	0
Harrison	1	0	10	10.0	10	0
David	1	0	0	0.0	0	0
Jackson	1	0	0	0.0	0	0
COLTS	24	25	182	7.6	29	0
OPPONENTS	25	15	272	10.9	29	0

KICKOFF RETURNS	NO.	YDS.	AVG.	LG	TD
Rhodes	41	855	20.9	39	0
Carthon	5	92	18.4	25	0
Mungro	2	39	19.5	22	0
Jefferson	1	11	11.0	11	0
Walters	1	13	13.0	13	0
Utecht	1	7	7.0	7	0
COLTS	51	1017	19.9	39	0
OPPONENTS	89	1978	22.2	89t	1

SACKS: Colts 46.0, Opponents 20.0; Mathis 11.5-11.0; Freeman 11.0-71.5; Brock 6.5-52.5; Reagar 5.5-21; Tripplett 4.0-26; Thomas 3.0-23 Thornton 2.0-7; Brackett 1.0-0; Gardner 1.0-5; Labinojo 0.5-2

USUAL STARTERS PRO BOWLERS IN BOLDFACE

OFFENSE	DEFENSE
WR Reggie Wayne	LDE Raheem Brock
LT Tarik Glenn	LDT Corey Simon
LG Ryan Lilja	RDT Montae Reagar
C Jeff Saturday	RDE Dwight Freeney
RG Jake Scott	LLB David Thornton
RT Ryan Diem	MLB Gary Brackett
TE Dallas Clark	RLB Cato June
WR Marvin Harrison	LCB Nick Harper
QB Peyton Manning	RCB Jason David
RB Edgerrin James	SS Mike Doss
TE Bryan Fletcher	FS Bob Sanders

SCORE BY PERIODS	1	2	3	4	OT	TOTAL
COLTS	90	122	119	108	0	439
OPPONENTS	61	63	47	76	0	247

PASSING	ATT.	COMP.	YDS.	PCT.	AVG./ATT.	TD	TD%	INT.	INT%	LG	SACKED	RATING
Manning	453	305	3747	67.3	8.27	28	6.2	10	2.2	80t	17/81	104.1
Sorgi	61	42	444	68.9	7.28	3	4.9	1	1.6	45	3/14	99.4
Smith	1	0	0	0.0	0.00	0	0.0	0	0.0	0	0/0	39.6
COLTS	515	347	4191	67.4	8.14	31	6.0	11	2.1	80t	20/95	103.3
OPPONENTS	509	343	3469	67.4	6.82	17	3.3	18	3.5	68t	46/318	83.0

2006

WORLD CHAMPIONS

RECORD: 12-4 COACH: TONY DUNGY

FIRST – AFC SOUTH DIVISION

HOME: 8-0 ROAD: 4-4

DIV: 3-3 CONF: 9-3 NCONF: 3-1

*Sellout

DATE	RESULTS	OPPONENT	ATTENDANCE
9/10	W 26-21	@ New York Giants	78,622
9/17	W 43-24	HOUSTON	*56,614
9/24	W 21-14	JACKSONVILLE	*57,041
10/1	W 31-28	@ New York Jets	77,190
10/8	W 14-13	TENNESSEE	*57,021
10/22	W 36-22	WASHINGTON	*57,274
10/29	W 34-31	@ Denver	76,767
11/5	W 27-20	@ New England	68,756
11/12	W 17-16	BUFFALO	*57,306
11/19	L 14-21	@ Dallas	63,706
11/26	W 45-21	PHILADELPHIA	*57,296
12/3	L 17-20	@ Tennessee	69,143
12/10	L 17-44	@ Jacksonville	67,164
12/18	W 34-16	CINCINNATI	*57,292
12/24	L 24-27	@ Houston	70,132
12/31	W 27-22	MIAMI	*57,310
1/6	W 23-8	KANSAS CITY	*57,215
1/13	W 15-6	@ Baltimore	71,162
1/21	W 38-34	NEW ENGLAND	*57,433
2/4	W 29-17	Chicago (at Miami)	74,512

TEAM STATISTICS	COLTS	OPP
TOTAL FIRST DOWNS	376	325
Rushing	112	150
Passing	241	150
Penalty	23	25
3rd Down: M/A/Pct.	105/187 56.1	90/191 47.1
4th Down: M/A/Pct.	0/4 0.0	1/14 7.6
TOTAL NET YARDS	6070	5316
Avg. Per Game	379.4	332.3
Total Plays	1011	959
Avg. Per Play	6.0	5.5
NET YARDS RUSHING	1762	2768
Avg. Per Game	110.1	173.0
Total Rushes	439	519
NET YARDS PASSING	4308	2548
Avg. Per Game	269.3	159.3
Tackled/Yards Lost	15/89	25/157
Gross Yards	4397	2705
Att./Completions	557/362	415/266
Completion Pct.	65.0	64.1
Had Intercepted	9	15
PUNTS/AVERAGE	48/43.4	47/43.3
NET PUNTING AVG.	48/34.5	47/36.8
PENALTIES/YARDS	86/718	86/667
FUMBLES/BALL LOST	13/10	28/11
TOUCHDOWNS	50	41
Rushing	17	20
Passing	31	16
Defense/Kicking	1/1	2/3
TIME OF POSSESSION	29:32	30:28

SCORE BY PERIODS	1	2	3	4	OT	TOTAL
COLTS	68	138	106	115	0	427
OPPONENTS	44	127	59	130	0	360

SCORING	TDR	TDP	TORT	PAT	FG	2P	3P	TP
Vinateri					38-38	25-28		113
Harrison	12							72
Wayne	9					1		56
Addai	7	1						48
Rhodes	5							30
Clark	4							24
Manning	4							24
Fletcher	2							12
Gramatica				9-9	1-1			12
Carthon	1							6
Hayden		1						6
Klecko	1							6
Moorehead	1							6
Stokley	1							6
Wilkins		1						6
Smith			0-1					6
COLTS	17	31	2	47-48	26-29	1	0	427
OPPONENTS	20	16	5	40-40	24-35	1	0	360

2-Point: Colts 1-2, Opponents 1-1

FGS	1-19	20-29	30-39	40-49	50+	TOT.
Vinateri	1-1	3-3	12-13	9-10	0-1	25-28
Gramatica	0-0	1-1	0-0	0-0	0-0	1-1
COLTS	1-1	4-4	12-13	9-10	0-1	26-29
OPP.	0-0	8-9	5-8	10-17	1-1	24-35

Vinateri:	(26 32 48 32)	(39 43 38)	(0)(0)(0)(30 19 47)
	(42 30 48 37)	(23 37 31 46)	(31)(0)(44)
	(53 20)(41)	(30 44)	(33)(46 34)

Gramatica:	(0)(0)(0)(0)(0)(0)(0)(0)(0)(0)
OPP.:	(40)(43)(24 49)(0)(22 47)(49 35)(49)
	(49 36 26)(22 30 43 41)(43 46)(36)
	(25 60)(48 48 34 46)(27 30 28)(42 48)
	(28 38 42 27 34)

RUSHING	NO.	YDS.	AVG.	LG	TD
Addai	226	1081	4.8	41	7
Rhodes	187	641	3.4	17	5
Manning	23	36	1.6	12	4
Carthon	3	4	1.3	3t	1
COLTS	439	1762	4.0	41	17
OPPONENTS	519	2768	5.3	76	20

RECEIVING	NO.	YDS.	AVG.	LG	TD
Harrison	95	1366	14.4	68t	12
Wayne	86	1310	15.2	51t	9
Addai	40	325	8.1	21t	1
Utecht	37	377	10.2	26	0
Rhodes	36	251	7.0	27	0
Clark	30	367	12.2	40	4
Fletcher	18	202	11.2	26	2
Stokley	8	85	10.6	23	1
Moorehead	8	82	10.3	36	1
Proehl	3	30	10.0	13	0
Klecko	1	2	2.0	2t	1
COLTS	362	4397	12.1	68t	31
OPPONENTS	266	2705	10.2	46	16

INTERCEPTIONS	NO.	YDS.	AVG.	LG	TD
Harper	3	18	6.0	19	0
June	3	14	4.7	8	0
Doss	2	47	23.5	31	0
David	2	16	8.0	16	0
Bethea	1	38	38.0	38	0
Jackson	1	24	24.0	24	0
Boiman	1	0	0.0	0	0
Giordano	1	0	0.0	0	0
Sanders	1	0	0.0	0	0
COLTS	15	157	10.5	38t	0
OPPONENTS	9	136	15.1	39t	1

PUNTING NO.	YDS.	AVG.	TB	IN20	LG	BLK.
Smith	47	2085	44.4	5	14	6t 1
COLTS	48	2085	43.4	5	14	6t 1
OPPONENTS	47	2036	43.3	5	17	6t 3

PUNT RETURNS	NO.	FC	YDS.	AVG.	LG	TD
Wilkins	21	13	193	9.2	82t	1
Rushing	2	2	14	7.0	8t	0
COLTS	23	15	207	9.0	82t	1
OPPONENTS	25	9	327	13.1	87t	1

KICKOFF RETURNS	NO.	YDS.	AVG.	LG	TD
Wilkins	52	1272	24.5	70	0
Rushing	2	67	33.5	47	0
Carthon	2	21	10.5	21	0
Da.Reid	1	3	3.0	3	0
Hayden	1	1	1.0	1	0
Dorsey	0	4	0.0	4	0
COLTS	58	1368	23.6	70	0
OPPONENTS	78	2029	26.0	103t	2

SACKS: Colts 25.0, Opponents 15.0; Mathis 9.5-68.5; Freeny 5.5-35.5; Brock 3.0-13.5; McFarland 2.5-11.5; June 1.0-3.0; Reagor 1.0-5.0; Thomas 1.0-8.0; Team 1.0-7.0; Schobel 0.5-5.0

USUAL STARTERS PRO BOWLERS IN BOLDFACE

OFFENSE	DEFENSE
WR Reggie Wayne	LDE Robert Mathis
LT Tarik Glenn	LDT Anthony McFarland
LG Dylan Gandy	RDT Raheem Brock
C Jeff Saturday	RDE Dwight Freeny
RG Jake Scott	LLB Gilbert Gardner
RT Ryan Diem	MLB Gary Brackett
TE Dallas Clark	RLB Cato June
WR Marvin Harrison	LCB Nick Harper
QB Peyton Manning	RCB Jason David
RB Dominic Rhodes	SS Antoine Bethea
H-B Ben Utecht	FS Marlin Jackson

PASSING	ATT.	COMP.	YDS.	PCT.	AVG./ATT.	TD	TD%	INT.	INT%	LG	SACKED	RATING
Manning	557	362	4397	65.0	7.89	31	5.6	9	1.6	68t	14/86	101.0
Addai	0	0	0	0.0	0.00	0	0.0	0	0.0	0	1/3	0.0
COLTS	557	362	4397	65.0	7.89	31	5.6	9	1.6	68t	15/89	101.0
OPPONENTS	415	266	2705	64.1	6.52	16	3.9	15	3.6	46t	25/157	80.4

ADMINISTRATION
 COACHING STAFF
 FOOTBALL OPERATIONS
 BUSINESS OPERATIONS
 PLAYERS
 2014 SEASON IN REVIEW
 COLTS HISTORY
 RECORDS
 COLTS IN THE COMMUNITY



2007

RECORD: 13-3 COACH: TONY DUNGY

FIRST – AFC SOUTH DIVISION

HOME: 6-2 ROAD: 7-1

DIV: 5-1 CONF: 9-3 NCONF: 4-0

*Sellout

DATE	RESULTS	OPPONENT	ATTENDANCE
9/6	W 41-10	NEW ORLEANS	*57,361
9/16	W 22-20	@ Tennessee	69,143
9/23	W 30-24	@ Houston	70,765
9/30	W 38-20	DENVER	*57,274
10/7	W 33-14	TAMPA BAY	*57,202
10/22	W 29-7	@ Jacksonville	67,164
10/28	W 31-7	@ Carolina	74,005
11/4	L 20-24	NEW ENGLAND	*57,540
11/11	L 21-23	@ San Diego	67,726
11/18	W 13-10	KANSAS CITY	*57,294
11/22	W 31-13	@ Atlanta	69,845
12/2	W 28-25	JACKSONVILLE	*57,302
12/9	W 44-20	@ Baltimore	70,513
12/16	W 21-14	@ Oakland	62,000
12/23	W 38-15	HOUSTON	*57,262
12/30	L 10-16	TENNESSEE	*57,202
1/13	L 24-28	SAN DIEGO	*56,950

SCORING	TDR	TDP	TDRT	PAT	FG	2P	S	TP
Vinatieri					49-51	23-29		118
Addai	12	3					1	92
Clark			11					66
Wayne			10					60
Keith	3	1						24
Gonzalez			3					18
Manning	3							18
Brckett				1				6
C.Dawson	1							6
Giordano				1				6
Harrison				1				6
Lawton				1				6
Rushing				1				6
Thorpe				1				6
Utecht				1				6
Fletcher							1	2
Freaney							1	2

INTERCEPTIONS	NO.	YDS.	AVG.	LG	TD
Brackett	4	128	32.0	49	0
Bethea	4	47	11.8	30	0
Hayden	3	17	5.7	20	0
Giordano	2	89	44.5	83	1
Sanders	2	32	16.0	29	0
Boiman	2	28	14.0	26	0
Session	2	3	1.5	3	0
Keiaho	1	11	11.0	11	0
Bullitt	1	0	0.0	0	0
Jackson	1	0	0.0	0	0
COLTS	22	355	16.1	83	1
OPPONENTS	14	136	9.7	37	0

TEAM STATISTICS	COLTS	OPP
TOTAL FIRST DOWNS	357	288
Rushing	119	111
Passing	212	162
Penalty	26	15
3rd Down: M/A/Pct.	100/203 49.3	94/208 45.2
4th Down: M/A/Pct.	6/10 60.0	14/25 56.0
TOTAL NET YARDS	5739	4475
Avg. Per Game	358.7	279.7
Total Plays	1020	980
Avg. Per Play	5.6	4.6
NET YARDS RUSHING	1706	1711
Avg. Per Game	106.6	106.9
Total Rushes	446	454
NET YARDS PASSING	4033	2764
Avg. Per Game	417.2	172.8
Tackled/Yards Lost	23/139	28/162
Gross Yards	4172	2926
Att./Completions	551/355	498/325
Completion Pct.	64.4	65.3
Had Intercepted	14	22
PUNTS/AVERAGE	52/41.9	56/44.2
NET PUNTING AVG.	52/34.2	56/38.5
PENALTIES/YARDS	67/515	85/722
FUMBLES/BALL LOST	14/5	27/15
TOUCHDOWNS	54	31
Rushing	19	10
Passing	32	16
Defense/Kicking	2/1	1/4
TIME OF POSSESSION	29:49	30:11

COLTS	19	32	3	49-51	23-29	2	2	450	
OPPONENTS	16	5	27	27-15	20	2	0	262	
2-Point:	Colts 2-3, Opponents 2-4								
FGS	1-19	20-29	30-39	40-49	50+	TOT.			
Vinatieri	1-1	14-15	8-10	0-2	0-1	23-29			
COLTS	1-1	14-15	8-10	0-2	0-1	23-29			
OPP.	0-0	1-1	10-10	3-7	1-2	15-20			
Vinatieri:	(33,33)	(22,39,20,36)	(36,28,35)	(22)					
	(27,35)	(36,20)	(50,21,25)	(42,29)					
	(49,38)	(27,24)	(24)	(22,19)	(29,37)				
OPP.:	(52,34)	(30,36)	(33)	(35,22)	(44)	(34)	(33)		
	(43,47,45)	(34,30)	(46,47)	(49)	(40,54)	(33)			

PUNTING	NO.	YDS.	AVG.	TB	INT	LG	BLK.
Smith	52	2181	41.9	5	18	63	0
COLTS	52	2181	41.9	5	18	63	0
OPPONENTS	56	2474	44.2	2	24	65	1

PUNT RETURNS	NO.	FC	YDS.	AVG.	LG	TD
Rushing	19	14	249	13.1	90	1
Thorpe	6	0	31	5.2	29	0
COLTS	25	14	280	11.2	90	1
OPPONENTS	22	13	305	13.9	74	1

KICKOFF RETURNS	NO.	YDS.	AVG.	LG	TD
Rushing	31	714	23.0	47	0
Thorpe	15	318	21.2	40	0
Lawton	5	95	19.0	22	0
Keith	1	15	15.0	15	0
Reid	1	15	15.0	15	0
COLTS	53	1157	21.8	47	0
OPPONENTS	81	2029	25.0	94	3

SACKS: Colts 28.0, Opponents 23.0; Mathis 7.0-50.0; Freaney 3.5-15.5; Sanders 3.5-17.0; Brock 2.5-14.5; Pitcock 1.5-6.5; Charleston 1.0-0.0; K. Dawson 1.0-5.0; Hagler 1.0-2.0; Johnson 1.0-6.0; Klecko 1.0-9.0; Rice 1.0-8.0; Thomas 1.0-5.0; Team 1.0-8.0; Brackett 0.5-0.0; Jackso 0.5-5.5; Keiaho 0.5-5.5; Reid 0.5-4.5

USUAL STARTERS
PRO BOWLERS IN BOLDFACE

	OFFENSE	DEFENSE
WR	Reggie Wayne	LDE Robert Mathis
LT	Tony Ugoh	LDT Raheem Brock
LG	Ryan Lilja	RDT Ed Johnson
C	Jeff Saturday	RDE Dwight Freaney
RG	Jake Scott	LLB Rocky Boiman
RT	Ryan Diem	MLB Fry Brackett
TE	Dallas Clark	RLB Garry Keiaho
WR	Anthony Gonzalez	LCB Kelvin Hayden
QB	Peyton Manning	RCB Marlin Jackson
RB	Joseph Addai	SS Antoine Bethea
H-B	Ben Utecht	FS Bob Sanders

SCORE BY PERIODS	1	2	3	4	OT	TOTAL
COLTS	90	146	118	96	0	450
OPPONENTS	67	67	41	87	0	262

RUSHING	NO.	YDS.	AVG.	LG	TD
Addai	261	1072	4.1	23	12
Keith	121	533	4.4	22	3
C.Dawson	30	64	2.1	12	1
Clark	2	29	14.5	15	0
Lawton	5	13	2.6	4	0
Wayne	1	4	4.0	4	0
Sorgi	6	-4	-0.7	1	0
Manning	20	-5	-0.3	4	3
COLTS	446	1706	3.8	23	19
OPPONENTS	454	1711	3.8	32	10
RECEIVING	NO.	YDS.	AVG.	LG	TD
Wayne	104	1510	14.5	64	10
Clark	58	616	10.6	39	11
Addai	41	364	8.9	73	3
Gonzalez	37	576	15.6	57	3
Utecht	31	364	11.7	30	1
Harrison	20	247	12.4	42	1
Fletcher	18	143	7.9	21	0
Keith	13	77	5.9	14	1
Thorpe	12	70	5.8	12	1
Moorehead	8	65	8.1	16	0
Aromashodu	7	96	13.7	28	0
Lawton	4	29	7.3	11	1
C.Dawson	2	15	7.5	9	0
COLTS	355	4172	11.8	73	32
OPPONENTS	325	2926	9.0	55	16

PASSING	ATT.	COMP.	YDS.	PCT.	AVG./ATT.	TD	TD%	INT.	INT%	LG	SACKED	RATING
Manning	515	337	4040	65.4	7.84	31	6.0	14	2.7	73	21/124	98.0
Sorgi	36	18	132	50.0	3.67	1	2.8	0	0.0	12	2/15	68.3
COLTS	551	355	4172	64.4	7.57	32	5.8	14	2.5	73	23/139	96.1
OPPONENTS	498	325	2926	65.3	5.88	16	3.2	22	4.4	55	28/162	73.3

2008
RECORD: 12-4 COACH: TONY DUNGY
SECOND – AFC SOUTH DIVISION
HOME: 6-2 ROAD: 6-2
DIV: 4-2 CONF: 10-2 NCONF: 2-2

*Sellout	^Roof/Window Open	#Roof Open/Window Closed	@Roof Closed/Window Open	DATE	RESULTS	OPPONENT	ATTENDANCE
				9/7	L 13-29	CHICAGO	*66,822
				9/14	W 18-15	@ Minnesota	63,585
				9/21	L 21-23	JACKSONVILLE	*65,938
				10/5	W 31-27	@ Houston	70,118
				10/12	W 31-3	BALTIMORE	*66,153
				10/19	L 14-34	@ Green Bay	71,010
				10/27	L 21-31	@ Tennessee	69,143
				11/2	W 18-15	NEW ENGLAND	*66,508
				11/9	W 24-20	@ Pittsburgh	64,043
				11/16	W 33-27	HOUSTON	*66,201
				11/23	W 23-20	@ San Diego	68,428
				11/30	W 10-6	@ Cleveland	72,411
				12/7	W 35-3	CINCINNATI	*66,402
				12/14	W 31-21	DETROIT	*66,281
				12/18	W 21-24	@ Jacksonville	65,648
				12/28	W 33-0	TENNESSEE	*66,721
1/3	L17-23 OT	@ San Diego					68,082

TEAM STATISTICS		COLTS	OPP
TOTAL FIRST DOWNS		321	305
Rushing		80	119
Passing		220	165
Penalty		21	21
3rd Down: M/A/Pct.101/201		50.2	100/211 47.4
4th Down: M/A/Pct.		11/16 68.8	3/7 42.9
TOTAL NET YARDS		5368	4975
Avg. Per Game		335.5	310.9
Total Plays		969	983
Avg. Per Play		5.5	5.1
NET YARDS RUSHING		1274	1966
Avg. Per Game		79.6	122.9
Total Rushes		370	472
NET YARDS PASSING		4094	3009
Avg. Per Game		255.9	188.1
Tackled/Yards Lost		14/86	30/200
Gross Yards		4180	3209
Att./Completions		585/393	481/329
Completion Pct.		67.2	68.4
Had Intercepted		12	15
PUNTS/AVERAGE		53/44.2	53/44.9
NET PUNTING AVG.		53/38.8	53/39.0
PENALTIES/YARDS		86/619	68/543
FUMBLES/BALL LOST		13/5	24/11
TOUCHDOWNS		45	28
Rushing		13	18
Passing		27	6
Defense/Return/Kicking		4/1/0	4/0/0
TIME OF POSSESSION		28:39	31:21

SCORE BY PERIODS	1	2	3	4	OT	TOTAL
COLTS	98	71	81	127	0	377
OPPONENTS	45	111	67	75	0	298

SCORING	TDR	TDPDTRT	PAT	FG	2P	S	TP
Vinatieri			43-43	20-25			103
Rhodes	6	3			1		56
Addai	5	2					42
Wayne	6				1		38
Clark	6						36
Harrison	5						30
Gonzalez	4						24
Brackett		1					6
Hayden		1					6
Manning	1						6
Mathis		1					6
Ratliff		1					6
Richard		1					6
Santi		1					6
Simpson	1						6
COLTS	13	27	5	43-43	20-25	2	0
OPPONENTS	18	6	4	25-25	33-38	2	1

2-Point: Colts 2-2, Opponents 2-3
FGS 1-19 20-29 30-39 40-49 50+ TOT.
 Vinatieri 0-0 3-3 11-13 4-7 2-2 20-25
COLTS 0-0 3-3 11-13 4-7 2-2 20-25
OPP. 1-1 11-11 9-11 9-12 3-3 33-38

Vinatieri:	(39,34)(30,47)(46,49)(37)(45B)(52)(36)
	(40,38,32,31)(23,38,51)(30,45)(31)
	(30,45)(28,21,38)
OPP.:	(41,25)(45,27,53,46,28,48)(26,21,51)
	(37,43)(37)(31,36,29)(34,44,43,48)
	(29,35,25)(42,24)(28,34)(35,47)(34,25,34)
	(19)(51,30)(44)(48)

RUSHING	NO.	YDS.	AVG.	LG	TD
Addai	155	544	3.5	23	5
Rhodes	152	538	3.5	38	6
Ball	13	83	6.4	23	0
Simpson	15	45	3.0	10	1
Davenport	8	26	3.3	8	0
Manning	20	21	1.1	12	1
Hart	2	9	4.5	7	0
Sorgi	5	8	1.6	12	0
COLTS	370	1274	3.4	38	13
OPPONENTS	472	1966	4.2	71	18

RECEIVING	NO.	YDS.	AVG.	LG	TD
Wayne	82	1145	14.0	65	6
Clark	77	848	11.0	33	6
Harrison	60	636	10.6	67	5
Gonzalez	57	664	11.6	58	4
Rhodes	45	302	6.7	29	3
Addai	25	206	8.2	55	2
Robinson	19	166	8.7	23	0
Santi	10	64	6.4	13	1
Davenport	4	54	13.5	33	0
Garcon	4	23	5.8	12	0
Simpson	3	30	10.0	15	0
Tammie	3	12	4.0	6	0
Hart	1	18	18.0	18	0
Hall	1	9	9.0	9	0
Ball	1	5	5.0	5	0
C.Johnson	1	-2	-2.0	-2	0
COLTS	393	4180	10.6	75	27
OPPONENTS	329	3209	9.8	61	6

INTERCEPTIONS	NO.	YDS.	AVG.	LG	TD
Bullitt	4	7	1.8	3	0
Hayden	3	135	45.0	85	1
Ratliff	2	37	18.5	35	1
Jennings	2	9	4.5	6	0
Bethae	2	0	0.0	0	0
Hughes	1	16	16.0	16	0
Sanders	1	0	0.0	0	0
COLTS	15	204	13.6	85	2
OPPONENTS	12	294	24.5	99	3

PUNTING	NO.	YDS.	AVG.	TB	IN20	LG	BLK.
Smith	53	2345	44.2	2	23	64	0
COLTS	53	2345	44.2	2	23	64	0
OPPONENTS	53	2381	44.9	9	17	75	0

PUNT RETURNS	NO.	FC	YDS.	AVG.	LG	TD
Ratliff	16	12	89	5.6	19	0
Forsett	4	1	36	9.0	25	0
Garcon	1	0	5	5.0	5	0
Harrison	1	0	2	2.0	2	0
COLTS	22	13	132	6.0	25	0
OPPONENTS	27	11	249	9.2	39	0

KICKOFF RETURNS	NO.	YDS.	AVG.	LG	TD
Garcon	22	475	21.6	39	0
Simpson	15	344	22.9	46	0
Forsett	11	248	22.5	28	0
Davenport	5	107	21.4	26	0
Roby	5	101	20.2	25	0
Reid	1	12	12.0	12	0
K.Dawson	1	11	11.0	11	0
Tammie	1	11	11.0	11	0
Harrison	1	3	3.0	3	0
Wheeler	1	0	0.0	0	0
COLTS	63	1312	20.8	46	0
OPPONENTS	70	1700	24.3	50	0

SACKS: Colts 30.0, Opponents 14.0; Mathis 11.5-66.5; Freeny 10.5-78.5; Brock 3.5-28.0; Reid 2.0-12.0; Howard 1.5-6.0; Cu, Johnson 1.0-9.0.

USUAL STARTERS			
PRO BOWLERS IN BOLDFACE		OFFENSE	DEFENSE
WR	Reggie Wayne	LDE	Raheem Brock
LT	Tony Ugoh	LDT	Eric Foster
LG	Charlie Johnson	ROT	Keyunta Dawson
C	Jeff Saturday	RDE	Dwight Freeny
RG	Mike Pollak	LLB	Clint Session
RT	Ryan Diem	MLB	Gary Brackett
TE	Dallas Clark	RLB	Freddy Keiaho
WR	Marvin Harrison	LCB	Kelvin Hayden
QB	Peyton Manning	RCB	Marlin Jackson
RB	Joseph Addai	SS	Antoine Bethae
H-B	Gijon Robinson	FS	Melvin Bullitt
		DE-Robert Mathis	
		Made Pro Bowl	

PASSING	ATT.	COMP.	YDS.	PCT.	AVG./ATT.	TD	TD%	INT.	INT%	LG	SACKED	RATING
Manning	555	371	4002	66.8	7.21	27	4.9	12	2.2	75	14/86	95.0
Sorgi	30	22	178	73.3	5.93	0	0.0	0	0.0	33	0/0	87.9
COLTS	585	393	4180	67.2	7.15	27	4.6	12	2.1	75	14/86	94.7
OPPONENTS	481	329	3209	68.4	6.67	6	1.2	15	3.1	61	30/200	78.0

ADMINISTRATION
 COACHING STAFF
 FOOTBALL OPERATIONS
 BUSINESS OPERATIONS
 PLAYERS
 2014 SEASON IN REVIEW
 COLTS HISTORY
 RECORDS
 COLTS IN THE COMMUNITY

2009

AFC CHAMPIONS

RECORD: 14-2 COACH: JIM CALDWELL

FIRST – AFC SOUTH DIVISION

HOME: 7-1 ROAD: 7-1

DIV: 6-0 CONF: 10-2 NCONF: 4-0

*Sellout *Roof/Window Open #Roof Open/Window Closed @Roof Closed/Window Open

DATE	RESULTS	OPPONENT	ATTENDANCE
9/13	W 14-12	JACKSONVILLE	*^65,757
9/21	W 27-23	@ Miami	66,227
9/27	W 31-10	@ Arizona	62,692
10/4	W 34-17	SEATTLE	*#66,112
10/11	W 31-9	@ Tennessee	69,143
10/25	W 42-6	@ St. Louis	60,108
11/1	W 18-14	SAN FRANCISCO	*#66,229
11/8	W 20-17	HOUSTON	*#66,033
11/15	W 35-34	NEW ENGLAND	*67,476
11/22	W 17-15	@ Baltimore	71,320
11/29	W 35-27	@ Houston	70,990
12/6	W 27-17	TENNESSEE	*66,321
12/13	W 28-16	DENVER	*67,248
12/17	W 35-31	@ Jacksonville	63,753
12/27	L 15-29	NEW YORK JETS	*67,222
1/3	L 7-30	@ Buffalo	69,848
1/16	W 20-3	BALTIMORE	*67,535
1/24	W 20-17	NEW YORK JETS	*67,650
2/7	L 17-31	New Orleans (at Miami)	74,059

TEAM STATISTICS		COLTS	OPP
TOTAL FIRST DOWNS		339	320
Rushing		69	106
Passing		241	203
Penalty		29	11
3rd Down: M/A/Pct.		95/193 49.2	104/231 45.0
4th Down: M/A/Pct.		5/11 45.5	6/19 31.6
TOTAL NET YARDS		5809	5427
Avg. Per Game		363.1	339.2
Total Plays		980	1084
Avg. Per Play		5.9	5.0
NET YARDS RUSHING		1294	2024
Avg. Per Game		80.9	126.5
Total Rushes		366	467
NET YARDS PASSING		4515	3403
Avg. Per Game		282.2	212.7
Tackled/Yards Lost		13/90	34/228
Gross Yards		4605	3631
Att./Completions		601/402	583/372
Completion Pct.		66.9	63.8
Had Intercepted		19	16
PUNTS/AVERAGE		64/44.3	65/44.4
NET PUNTING AVG.		64/37.8	65/40.5
PENALTIES/YARDS		74/546	92/889
FUMBLES/BALL LOST		11/5	20/10
TOUCHDOWNS		53	31
Rushing		16	10
Passing		34	19
Defense/Kicking		2/1	1/1
TIME OF POSSESSION		27:40	32:20

SCORE BY PERIODS	1	2	3	4	OT	TOTAL
COLTS	96	147	58	115	0	416
OPPONENTS	66	105	52	84	0	307

SCORING	TDR	TD/PT	PAT	FG	2P	S	TP
Addai	10	3					78
Clark	10						60
Stover			33/33	9/11			60
Wayne	10						60
Collie	7						42
Vinatieri			17/18	7/9			38
Garcon	4						24
Brown	3						18
Simpson	2	1					16
Hart	1						6
Lacey			1				6
Session			1				6
COLTS	16	34	3	50-51	16-20	0	0 416
OPPONENTS	10	19	2	27-27	30-36	2	0 307

2-Point: Colts 0-2, Opponents 2-4

FGS	1-19	20-29	30-39	40-49	50+	TOT.
Stover	0-0	2-2	5-6	2-2	0-1	9-11
Vinatieri	1-1	3-3	1-2	2-2	0-1	7-9
COLTS	1-1	5-5	6-8	4-4	0-2	16-20
OPP.	0-0	4-4	13-14	11-14	2-4	30-36

Stover:	000000	38	33	31	40	22	37	(25)	(32)
	(43.52)	36	0	0	0	0	0	0	0
Vinatieri:	(52)	(43.48)	(32.26)	(37.19)	(38)	(49)	(43.46)		
	(30.45)	(56.42)	(31.36)	(46.44)	(38.36)	(30.20)			
	(35.33)	(20)	(42.28)	(50.57)	(35.43)	(31.33)	(36)		

RUSHING	NO.	YDS.	AVG.	LG	TD
Addai	219	828	3.8	211	10
Brown	78	281	3.6	45	3
Simpson	15	102	6.8	311	2
Hart	26	70	2.7	15	1
Clark	2	11	5.5	7	0
Garcon	2	10	5.0	17	0
Painter	3	4	1.3	10	0
Collie	2	1	0.5	2	0
Manning	19	-13	-0.7	3	0
COLTS	366	1294	3.5	45	16
OPPONENTS	467	2024	4.3	641	10

RECEIVING	NO.	YDS.	AVG.	LG	TD
Wayne	100	1264	12.6	651	10
Clark	100	1106	11.1	801	10
Collie	60	676	11.3	391	7
Addai	51	336	6.6	25	3
Garcon	47	765	16.3	66	4
Brown	11	169	15.4	72	0
Robinson	9	62	6.9	19	0
Santi	8	107	13.4	31	0
Hart	5	54	10.8	14	0
Baskett	4	28	7.0	9	0
Tammie	3	35	11.7	21	0
Simpson	3	1	0.3	5	0
Cloherly	1	2	2.0	2	0
COLTS	402	4605	11.5	801	34
OPPONENTS	372	3631	9.8	631	19

INTERCEPTIONS	NO.	YDS.	AVG.	LG	TD
Bethae	4	19	4.8	19	0
Lacey	3	53	17.7	35t	1
Session	2	35	17.5	27t	1
Jennings	2	13	6.5	13	0
Sanders	1	29	29.0	29	0
Brackett	1	8	8.0	8	0
Hayden	1	6	6.0	6	0
Jackson	1	3	3.0	3	0
Powers	1	1	1.0	1	0
COLTS	16	167	10.4	35t	2
OPPONENTS	19	229	12.1	42	0

PUNTING	NO.	YDS.	AVG.	TB	IN20	LG	BLK.
McAfee	64	2837	44.3	6	21	60	0
COLTS	64	2837	44.3	6	21	60	0
OPPONENTS	65	2883	44.4	5	25	59	0

PUNT RETURNS	NO.	FC	YDS.	AVG.	LG	TD
Rushing	21	22	119	5.7	22	0
Silva	7	1	32	4.6	7	0
Jennings	1	0	0	0.0	0	0
COLTS	29	23	151	5.2	22	0
OPPONENTS	36	15	301	8.4	69	0

KICKOFF RETURNS	NO.	YDS.	AVG.	LG	TD
Simpson	38	898	23.6	93t	1
Rushing	7	127	18.1	22	0
Giguere	5	122	24.4	36	0
Brown	1	21	21.0	21	0
Collie	1	8	8.0	8	0
Dawson	1	14	14.0	14	0
Robinson	1	10	10.0	10	0
Silva	1	19	19.0	19	0
COLTS	55	1219	22.2	93t	1
OPPONENTS	60	1519	25.3	106t	1

SACKS: Colts 34.0, Opponents 13.0; Freeney 13.5-95.5; Mathis 9.5-57.0; Brock 3.5-31.5; Foster 2.5-19.0; Brackett 1.0-7.0; A. Johnson 1.0-3.0; Kelaho 1.0-5.0; Wheeler 1.0-0.0; Muir 0.5-5.0; Session 0.5-5.0

USUAL STARTERS PRO BOWLERS IN BOLDFACE

OFFENSE	DEFENSE
WR Reggie Wayne	LDE Robert Mathis
LT Charlie Johnson	LDT Dan Muir
LG Ryan Lilja	RDT Antonio Johnson
C Jeff Saturday	RDE Dwight Freeney
RG Kyle DeVan	LLB Clint Session
RT Ryan Diem	MLB Gary Brackett
TE Dallas Clark	RLB Philip Wheeler
WR Pierre Garcon	LCB Kelvin Hayden
QB Peyton Manning	RCB Jerraud Powers
RB Joseph Addai	SS Antoine Bethea
H-B Gijon Robinson	FS Melvin Bullitt

PASSING	ATT.	COMP.	YDS.	PCT.	AVG./ATT.	TD	TD%	INT.	INT%	LG	SACKED	RATING
Manning	571	393	4500	68.8	7.88	33	5.8	16	2.8	80t	10/74	99.9
Painter	28	8	83	28.6	2.96	0	0.0	2	7.1	22t	3/16	9.8
Addai	1	1	22	100.0	22.00	1	100.0	0	0.0	22t	0/0	158.3
Wayne	1	0	0	0.0	0.00	0	0.0	1	100.0	---	0/0	0.0
COLTS	601	402	4605	66.9	7.66	34	5.7	19	3.2	80t	13/90	95.4
OPPONENTS	583	372	3631	63.8	6.23	19	3.3	16	2.7	63t	34/228	80.6

2010

RECORD: 10-6 COACH: JIM CALDWELL

FIRST – AFC SOUTH DIVISION

HOME: 6-2 ROAD: 4-4

DIV: 4-2 CONF: 8-4 NCONF: 2-2

*Sellout ^Roof/Window Open #Roof Open/Window Closed @Roof Closed/Window Open				SCORING TDR TDP TRT PAT FG 2P S TP											INTERCEPTIONS NO. YDS. AVG. LG TD						
9/12	L	24-34	@ Houston	70,974	Vinatieri					51-51	26-28				129	Hayden	2	56	28.0	31t	2
9/19	W	38-14	NEW YORK GIANTS	*#67,275	Collie	8									48	Powers	2	11	5.5	11	0
9/26	W	27-13	@ Denver	76,401	Garcon	6									36	Francisco	2	10	5.0	11	0
10/3	L	28-31	@ Jacksonville	63,111	J. James	6									36	Lacey	1	44	44.0	44	0
10/10	W	19-9	KANSAS CITY	*66,869	Wayne	6									36	Hagler	1	35	35.0	35	0
10/17	W	27-24	@ Washington	87,883	White	5									30	Bethea	1	31	31.0	31	0
11/1	W	30-17	HOUSTON	*66,363	Addai	4									24	Bullitt	1	19	19.0	19	0
11/7	L	24-26	@ Philadelphia	69,144	Tammie	4									24	COLTS	10	206	20.6	44	2
11/14	W	23-17	CINCINNATI	*67,404	Clark	3									18	OPPONENTS	17	277	16.3	47	4
11/21	L	28-31	@ New England	68,756	Brown	2									12						
11/28	L	14-36	SAN DIEGO	*66,085	Hayden			2							12						
12/5	L	35-38 OT	DALLAS	*67,471	Hagler			1							6						
12/9	W	30-28	@ Tennessee	69,143	Hart	1									6						
12/19	W	34-24	JACKSONVILLE	*67,147	Moala			1							6						
12/26	W	31-26	@ Oakland	52,567	Robinson			1							6						
1/2	W	23-20	TENNESSEE	*67,188	Smith			1							6						
1/8	L	16-17	NEW YORK JETS	*65,332	COLTS	13	33	5	51-51	26-28	0	0	435								

TEAM STATISTICS		COLTS	OPP
TOTAL FIRST DOWNS		366	314
Rushing		111	111
Passing		253	190
Penalty		26	13
3rd Down: M/A/Pct.	91/204	44.6	78/200 39.0
4th Down: M/A/Pct.	5/8	62.5	8/18 44.4
TOTAL NET YARDS		6092	5465
Avg. Per Game		380.8	341.6
Total Plays		1088	1010
Avg. Per Play		5.6	5.4
NET YARDS RUSHING		1483	2032
Avg. Per Game		92.7	127.0
Total Rushes		393	445
NET YARDS PASSING		4609	3433
Avg. Per Game		288.1	214.6
Tackled/Yards Lost		16/91	30/194
Gross Yards		4700	3627
Att./Completions		679/450	535/356
Completion Pct.		66.3	66.5
Had Intercepted		17	10
PUNTS/AVERAGE		69/42.2	67/44.4
NET PUNTING AVG.		69/35.5	67/41.0
PENALTIES/YARDS		79/709	95/812
FUMBLES/BALL LOST		14/8	24/11
TOUCHDOWNS		51	42
Rushing		13	14
Passing		33	22
Defense/Kicking		4/1	4/2
TIME OF POSSESSION		30:19	

SCORE BY PERIODS	1	2	3	4	OT	TOTAL
COLTS	78	160	68	129	0	435
OPPONENTS	70	89	115	111	3	388

2-Point: Colts 0-0, Opponents 1-1										
FGS	1-19	20-29	30-39	40-49	50+	TOT.				
Vinatieri	0-0	8-8	9-10	9-10	0-0	26-28				
COLTS	0-0	8-8	9-10	9-10	0-0	26-28				
OPP.	0-0	9-9	10-10	7-9	5-8	31-36				

Vinatieri: (20,38)(38,33)(20,24,47,42)										
(38,43,48)(33,48,23,36)(37,28,47,23)										
(0)(21,28,47)(34,37)(30)(48,44,43)										
OPP.:	(30,49)(25,34)(59)(45,35,43,51)(48,39)									
(53)(22,21,31,44)(27)(25)(28,33,50,30,20)										
(30,48,46,38)(22)(59,38,54,51,45)										
(26,42,61)										

RUSHING	NO.	YDS.	AVG.	LG	TD
D. Brown	129	497	3.9	49	2
Addai	116	495	4.3	46	4
Hart	43	185	4.3	35	1
Rhodes	37	172	4.6	15	0
J. James	46	112	2.4	11	6
Manning	18	18	1.0	27	0
Garcon	2	6	3.0	11	0
D. Moore	2	-2	-1.0	11	0
COLTS	393	1483	3.8	49	13
OPPONENTS	445	2032	4.6	62	14

RECEIVING	NO.	YDS.	AVG.	LG	TD
Wayne	111	1355	12.2	50	6
Garcon	67	784	11.7	57t	6
Tammie	67	631	9.4	30	4
Collie	58	649	11.2	73t	8
Clark	37	347	9.4	50t	3
White	36	355	9.9	33	5
D. Brown	20	205	10.3	25	0
Addai	19	124	6.5	15	0
J. James	9	63	7.0	11	0
B. James	6	40	6.7	17	0
Hart	6	25	4.2	10	0
Gonzalez	5	67	13.4	34	0
Eldridge	5	39	7.8	10	0
Robinson	3	12	4.0	16	1
Rhodes	1	4	4.0	14	0
COLTS	450	4700	10.4	73t	33
OPPONENTS	356	3627	10.2	61	22

PUNTING	NO.	YDS.	AVG.	TB	IN20	LG	BLK.
McAfee	65	2731	42.0	7	21	66	0
Kapinos	4	178	44.5	1	2	55	0
COLTS	69	2909	42.2	8	23	66	0
OPPONENTS	67	2978	44.4	1	23	65	1

PUNT RETURNS	NO.	FC	YDS.	AVG.	LG	TD
White	10	14	80	8.0	18	0
Powers	8	4	63	7.9	13	0
B. James	7	3	35	5.0	14	0
K. Moore	6	3	36	6.0	16	0
COLTS	31	24	214	6.9	18	0
OPPONENTS	28	22	299	10.7	78t	1

KICKOFF RETURNS	NO.	YDS.	AVG.	LG	TD
Tryon	14	299	21.4	39	0
B. James	14	229	16.4	26	0
D. Moore	12	257	21.4	33	0
Rhodes	12	252	21.0	27	0
C. Brown	5	102	20.4	23	0
K. Moore	5	102	20.4	27	0
J. James	3	16	5.3	16	0
Hagler	1	41	41.0	41t	1
Foster	1	12	12.0	12	0
COLTS	67	1310	19.6	41t	1
OPPONENTS	73	1880	25.8	99t	1

SACKS: Colts 30.0, Opponents 16.0; Mathis 11.0-59.5; Freeny 10.0-74.0; Foster 3.5-30.5; Angerer 1.0-8.0; Team 1.0-8.0; Session 1.0-7.0; Hagler 1.0-1.0; Brackett 0.5-4.0; Bethea 0.5-1.0; A. Johnson 0.5-1.0

USUAL STARTERS PRO BOWLERS IN BOLDFACE

OFFENSE		DEFENSE	
WR Reggie Wayne	LDE Robert Mathis		
LT Charlie Johnson	LDT Fili Moala		
LG Kyle DeVan	RDT Dan Muir		
C Jeff Saturday	RDE Dwight Freeny		
RG Mike Pollak	LLB Pat Angerer		
RT Ryan Diem	MLB Gary Brackett		
TE Jacob Tammie	RLB Kavell Conner		
WR Pierre Garcon	LCB Kelvin Hayden		
QB Peyton Manning	RCB Jerraud Powers		
RB Donald Brown	SS Antoine Bethea		
H-B Brody Eldridge	FS Aaron Francisco		

PASSING	ATT.	COMP.	YDS.	PCT.	AVG./ATT.	TD	TD%	INT.	INT%	LG	SACKED	RATING
Manning	679	450	4700	66.3	6.92	33	4.9	17	2.5	73t	16/91	91.9
COLTS	679	450	4700	66.3	6.92	33	4.9	17	2.5	73t	16/91	91.9
OPPONENTS	535	356	3627	66.5	6.78	22	4.1	10	1.9	61	30/194	91.7

ADMINISTRATION
 COACHING STAFF
 FOOTBALL OPERATIONS
 BUSINESS OPERATIONS
 PLAYERS
 2014 SEASON IN REVIEW
 COLTS HISTORY
 RECORDS
 COLTS IN THE COMMUNITY

2011

RECORD: 2-14 COACH: JIM CALDWELL
FOURTH – AFC SOUTH DIVISION
HOME: 2-6 ROAD: 0-8
DIV: 2-4 CONF: 2-10 NCONF: 0-4

*Sellout	*Roof/Window Open	#Roof Open/Window Closed	@Roof Closed/Window Open	DATE	RESULTS	OPPONENT	ATTENDANCE	SCORING	TDR	TDP	TDRT	PAT	F6	2P	S	TP
				9/11	L	@ Houston	71,444	Vinatieri			24/24	23/27				93
				9/18	L	CLEVELAND	*@65,035	Garcon	6							36
				9/25	L	PITTSBURGH	*66,309	Brown	5							30
				10/3	L	@ Tampa Bay	63,972	Wayne	4							24
				10/9	L	KANSAS CITY	*A65,088	Clark	2							12
				10/16	L	@ Cincinnati	52,068	Carter	2							12
				10/23	L	@ New Orleans	73,012	Addai	1							6
				10/30	L	@ Tennessee	69,143	Anderson		1						6
				11/6	L	ATLANTA	*A65,218	Tamme	1							6
				11/13	L	JACKSONVILLE	*@64,619	Powers			1					6
				11/27	L	CAROLINA	*63,928	Collie	1							6
				12/4	L	@ New England	68,756	Lacey			1					6
				12/11	L	@ Baltimore	71,187	COLTS	8	14	3	24/24	23/27	0	0	243
				12/18	W	TENNESSEE	*64,271	OPPONENTS	19	25	5	49/49	29/34	0	0	430
				12/22	W	HOUSTON	*64,159	2-Point:	Colts 0-1, Opponents 0-0							
				1/1	L	@ Jacksonville	62,481	FGS	1-19	20-29	30-39	40-49	50+	TOT.		

INTERCEPTIONS	NO.	YDS.	AVG.	LG	TD
Lefeged	2	25	12.5	25	0
Powers	2	19	9.5	13	1
Lacey	1	32	32.0	32	1
Brackett	1	27	27.0	27	0
Bullitt	1	15	15.0	15	0
Angerer	1	0	0.0	0	0
COLTS	8	118	14.8	32t	2
OPPONENTS	14	119	8.5	42t	1

PUNTING	NO.	YDS.	AVG.	TB	IN20	LG	BLK.
McAfee	88	4098	46.6	3	21	64	1
COLTS	88	4098	46.0	3	21	64	1
OPPONENTS	74	3230	43.6	7	26	60	0

PUNT RETURNS	NO.	FC	YDS.	AVG.	LG	TD
Garcon	16	8	44	2.8	20	0
Lefeged	9	4	42	4.7	21	0
White	7	10	22	3.1	13	0
Powers	0	1	0	0	0	0
COLTS	32	23	108	3.4	21	0
OPPONENTS	48	18	550	11.5	79t	1

KICKOFF RETURNS	NO.	YDS.	AVG.	LG	TD
Lefeged	31	578	18.6	51	0
COLTS	31	578	18.6	51	0
OPPONENTS	19	584	30.7	76	0

SACKS: Colts 29.0, Opponents 35.0; Mathis 9.5-71.5; Freeny 8.5-87.5; Anderson 3.0-5.0; Brayton 2.0-6.0; Moala 2.0-2.0; Hughes 1.0-5.0; Mathews 1.0-9.0; Wheeler 1.0-6.0; Angerer 1.0-0.0

USUAL STARTERS IN BOLDFACE

OFFENSE	DEFENSE
WR Reggie Wayne	LDE Robert Mathis
LT Anthony Castonzo	LDT Fili Moala
LG Joe Reitz	RDT Antonio Johnson
C Jeff Saturday	RDE Dwight Freeny
RG Ryan Diem	SLB Phillip Wheeler
RT Jeff Linkenbach	MLB Pat Angerer
TE Dallas Clark	WLB Kavell Conner
WR Pierre Garcon	LCB Jacob Lacey
QB Curtis Painter	RCB Jerrard Powers
RB Joseph Addai	SS David Caldwell
H-B Brody Eldridge	FS Antoine Bethea

TEAM STATISTICS	COLTS	OPP
TOTAL FIRST DOWNS	258	343
Rushing	69	136
Passing	170	193
Penalty	19	14
3rd Down: M/A/Pct.	74/214 34.6	98/216 45.4
4th Down: M/A/Pct.	4/11 36.4	3/6 50.0
TOTAL NET YARDS	4589	5935
Avg. Per Game	286.8	370.9
Total Plays	951	1062
Avg. Per Play	4.8	5.6
NET YARDS RUSHING	1594	2303
Avg. Per Game	99.6	143.9
Total Rushes	382	540
NET YARDS PASSING	2995	3632
Avg. Per Game	187.2	227.0
Tackled/Yards Lost	35/228	29/192
Gross Yards	3223	3824
Att./Completions	534/302	493/351
Completion Pct.	56.6	71.2
Had Intercepted	14	8
PUNTS/AVERAGE	89/46.6	74/43.6
NET PUNTING AVG.	89/38.8	74/40.3
PENALTIES/YARDS	76/549	84/804
FUMBLES/BALL LOST	24/15	15/9
TOUCHDOWNS	25	49
Rushing	8	19
Passing	14	25
Defense/Kicking	3/0	4/1
TIME OF POSSESSION	26:13	33:47

Vinatieri:	(37)	39	27	52	36	(21)	25	(45)	43	(53)
(46)	52	(1)	22	(1)	42	(43)	31	(31)	22	(47)
(2)	32	42	47	31	(48)	20				
OPP.:	25	29	20	23	48	36	44	38	(46)	(46)
	(20)	43	(23)	47	(51)	50	(24)	44	(45)	(31)
	(40)	45	(41)	39	(36)	(53)	21	(44)	35	(31)
	(25)	32	47	39						

RUSHING	NO.	YDS.	AVG.	LG	TD
Brown	134	645	4.8	80t	5
Addai	118	433	3.7	16	1
Carter	101	377	3.7	42	2
Painter	17	107	6.3	24	0
Garcon	4	28	7.0	18	0
Orlovsky	6	5	0.8	7	0
Collins	2	-1	-0.5	0	0
COLTS	382	1594	4.2	80t	8
OPPONENTS	540	2303	4.3	56t	19

RECEIVING	NO.	YDS.	AVG.	LG	TD
Wayne	75	960	12.8	56t	4
Garcon	70	947	13.5	87t	6
Collie	54	514	9.5	27	1
Clark	34	352	10.4	21	2
Tamme	19	177	9.3	29	1
Brown	16	86	5.4	17	0
Addai	15	93	6.2	12	0
Eldridge	9	45	5.0	8	0
Carter	5	18	3.6	7	0
Felton	2	16	8.0	9	0
Hill	2	10	5.0	5	0
Mahaffey	1	5	5.0	5	0
COLTS	302	3223	10.7	87t	14
OPPONENTS	351	3824	10.9	81t	25

SCORE BY PERIODS	1	2	3	4	OT	TOTAL
COLTS	19	89	36	99	0	243
OPPONENTS	108	129	92	101	0	430

PASSING	ATT.	COMP.	YDS.	PCT.	AVG./ATT.	TD	TD%	INT.	INT.%	LG	SACKED	RATING
Painter	243	132	1541	54.3%	6.3	6	2.5%	9	3.7%	87t	16/104	66.6
Orlovsky	193	122	1201	63.2%	6.2	6	3.1%	4	2.1%	40	14/84	82.4
Collins	98	48	481	49.0%	4.9	2	2.0%	1	1.0%	36	5/40	65.9
COLTS	534	302	3223	56.6%	6.0	14	2.6%	14	2.6%	87t	35/228	72.2
OPPONENTS	493	351	3824	71.2%	7.8	25	5.1%	8	1.6%	81t	29/192	103.9

2012

RECORD: 11-5 COACH: CHUCK PAGANO
SECOND – AFC SOUTH DIVISION
HOME: 7-1 ROAD: 4-4
DIV: 4-2 CONF: 8-4 NCONF: 3-1

*Sellout	^Roof/Window Open	#Roof Open/Window Closed	@Roof Closed/Window Open
9/9	L 21-41	@ Chicago	62,341
9/16	W 23-20	MINNESOTA	**63,912
9/23	L 17-22	JACKSONVILLE	**63,536
10/7	W 30-27	GREEN BAY	*67,020
10/14	L 9-35	@ New York Jets	79,088
10/21	W 17-13	CLEVELAND	**64,560
10/28	W 19-13 OT	@ Tennessee	69,143
11/4	W 23-20	MIAMI	*66,479
11/8	W 27-10	@ Jacksonville	63,272
11/18	L 24-59	@ New England	68,756
11/25	W 20-13	BUFFALO	*64,366
12/2	W 35-33	@ Detroit	63,887
12/9	W 27-23	TENNESSEE	*64,688
12/16	L 17-29	@ Houston	71,702
12/23	W 20-13	@ Kansas City	62,938
12/30	W 28-16	HOUSTON	*66,957
1/6	L 9-24	@ Baltimore	71,379

TEAM STATISTICS	COLTS	OPP
TOTAL FIRST DOWNS	360	325
Rushing	110	102
Passing	208	190
Penalty	42	33
3rd Down: M/A/Pct.	98/229 42.8	75/197 38.1
4th Down: M/A/Pct.	7/8 87.5	3/7 42.9
TOTAL NET YARDS	5799	5988
Avg. Per Game	362.4	374.3
Total Plays	1109	995
Avg. Per Play	5.2	6.0
NET YARDS RUSHING	1671	2200
Avg. Per Game	104.4	137.5
Total Rushes	440	428
NET YARDS PASSING	4128	3788
Avg. Per Game	258.0	236.8
Tackled/Yards Lost	41/246	32/189
Gross Yards	4374	3977
Att./Completions	628/339	535/334
Completion Pct.	54.0	62.4
Had Intercepted	18	12
PUNTS/AVERAGE	74/47.3	71/47.0
NET PUNTING AVG.	74/40.3	71/41.2
PENALTIES/YARDS	94/801	128/1208
FUMBLES/BALL LOST	21/9	11/3
TOUCHDOWNS	40	42
Rushing	11	14
Passing	23	23
Defense/Kicking	4/2	3/2
TIME OF POSSESSION	30:36	29:24

SCORE BY PERIODS	1	2	3	4	OT	TOTAL
COLTS	93	96	81	81	6	357
OPPONENTS	69	144	78	96	0	387

SCORING	TDR	TDP	TDRT	PAT	FG	2P	S	TP
Vinatieri								115
Hilton	7	1						48
Luck	5							30
Wayne		5						30
Allen		3						18
Avery		3						18
Ballard	2	1						18
Carter	3							18
Butler		2						12
Fleener	2							12
D. Brown	1					1		8
Brazill	1							6
Freeman		1						6
Karim		1						6
M. Moore	1							6
Vaughn		1						6
COLTS	11	23	6	37/37	26/33	1	0	357
OPPONENTS	14	23	5	39/39	32/41	0	0	387

FGS	1-19	20-29	30-39	40-49	50+	TOT.
Vinatieri	1-1	8-8	4-7	9-10	4-7	26-33
COLTS	1-1	8-8	4-7	9-10	4-7	26-33
OPPONENTS	0-0	6-6	15-16	8-11	3-8	32-41

Vinatieri:	(37/26,45,53)(36,37)(24,53,50,28)
	(20,50,47)(38,20,37b,44)
	(48,23,54b,47,43)(31,41)(47,58)(25,19)
	(53,40)(26)(48,36)()
OPP.:	(35,26)(51,29)(44,47,26)(52,51)()
	(39,45,30)(37,31)(44,40)(36,31)(33,31)
	(48,33,52,31)(57,40,31,25)
	(29,35,50,27,46,33)(47,43,47)
	(51,37,37,52)

RUSHING	NO.	YDS.	AVG.	LG	TD
Ballard	211	814	3.9	26	2
D. Brown	108	417	3.9	19	1
Luck	62	255	4.1	19	5
Carter	32	122	3.8	20	3
Hilton	5	29	5.8	19	0
M. Moore	13	20	1.5	6	0
Avery	4	9	2.3	7	0
Allen	3	5	1.7	3	0
R. Hughes	1	5	5.0	5	0
Wayne	1	-5	-5.0	-5	0
COLTS	440	1671	3.8	26	11
OPPONENTS	428	2200	5.1	861	14

RECEIVING	NO.	YDS.	AVG.	LG	TD
Wayne	106	1355	12.8	33	5
Hilton	50	781	13.0	48	3
Hilton	60	861	17.2	701	7
Allen	45	521	11.6	40	3
Fleener	26	281	10.8	261	2
Ballard	17	152	8.9	19	1
Brazill	11	186	16.9	421	1
D. Brown	9	93	10.3	39	0
M. Moore	6	77	12.8	32	1
Adams	2	26	13.0	13	0
Saunders	2	15	7.5	11	0
D. Carter	1	13	13.0	13	0
Jones	1	8	8.0	8	0
Collie	1	6	6.0	6	0
R. Hughes	1	3	3.0	3	0
Palmer	1	-4	-4.0	-4	0
COLTS	339	4374	12.9	701	23
OPPONENTS	334	3977	11.9	801	23

INTERCEPTIONS	NO.	YDS.	AVG.	LG	TD
Butler	4	101	25.3	51	2
Davis	3	26	8.7	26	0
Zbikowski	1	20	20.0	20	0
Freeman	1	4	4.0	41	1
Vaughn	1	3	3.0	31	1
Mathis	1	1	1.0	1	0
Powers	1	0	0.0	0	0
COLTS	12	155	12.9	51	4
OPPONENTS	18	406	22.6	871	3

PUNTING	NO.	YDS.	AVG.	TB	IN20	LG	BLK.
McAfee	73	3500	47.9	7	26	64	1
COLTS	73	3500	47.9	7	26	64	1
OPPONENTS	71	3340	47.0	5	24	66	0

PUNT RETURNS	NO.	FC	YDS.	AVG.	LG	TD
Hilton	26	18	300	11.5	751	1
Brazill	2	1	12	6.0	8	0
Zbikowski	0	1	0	0.0	0	0
COLTS	28	20	312	11.1	751	1
OPPONENTS	32	14	375	11.7	681	1

KICKOFF RETURNS	NO.	YDS.	AVG.	LG	TD
Vaughn	10	209	20.9	40	0
Karim	9	328	36.4	1011	1
Hilton	7	118	16.9	26	0
Zbikowski	6	123	20.5	34	0
Lefeged	4	68	17.0	19	0
Brazill	3	50	16.7	20	0
M. Moore	3	50	16.7	24	0
Sowell	1	11	11.0	11	0
COLTS	43	957	22.3	1011	1
OPPONENTS	34	841	24.7	50	0

SACKS: Colts 32.0, Opponents 41.0; Mathis 8.0-54.0; Freney 5-24.0; J. Hughes 4-18.0; Bethea 2-8.0; Freeman 2-17.0; Redding 2-12.0; Conner 1-0.0; Davis 1-3.0; Fokou 1-6.0; Geathers 1-9.0; Gordy 1-14.0; Guy 1-8.0; Nevis 1-8.0; Westerman 1-2.0; Zbikowski 1-6.0

USUAL STARTERS PRO BOWLERS IN BOLDFACE

OFFENSE	DEFENSE
WR Reggie Wayne	DE Cory Redding
LT Anthony Castonzo	NT Antonio Johnson
LG Joe Reitz	DT Fili Moala
C Samson Satele	SLB Robert Mathis
RG Mike McGlynn	MIKE Kavell Conner
RT Winston Justice	WILL Jerrell Freeman
TE Coby Fleener	RUSH Dwight Freney
WR Donnie Avery	RCB Cassius Vaughn
QB Andrew Luck	LCB Vontae Davis
F Dwayne Allen	SS Tom Zbikowski
RB Vick Ballard	FS Antoine Bethea

PASSING	ATT.	COMP.	YDS.	PCT.	AVG./ATT.	TD	TD%	INT.	INT.%	LG	SACKED	RATING
Luck	627	339	4374	54.1	6.9	23	3.7	18	2.9	701	41/246	76.5
Hilton	1	0	0	0.0	0.0	0	0.0	0	0.0	0	0/0	39.6
COLTS	628	339	4374	54.0	6.9	23	3.7	18	2.9	701	41/246	76.4
OPPONENTS	535	334	3977	62.4	7.4	23	4.3	12	2.2	801	32/189	90.1

RECORDS
 COLTS IN THE COMMUNITY
 2014 SEASON IN REVIEW
 PLAYERS
 OPERATIONS
 BUSINESS
 FOOTBALL OPERATIONS
 COACHING STAFF
 ADMINISTRATION

2013

RECORD: 11-5 COACH: CHUCK PAGANO
FIRST – AFC SOUTH DIVISION
HOME: 6-2 ROAD: 5-3
DIV: 6-0 CONF: 9-3 NCONF: 2-2

ADMINISTRATION
COACHING STAFF
FOOTBALL OPERATIONS
BUSINESS OPERATIONS
PLAYERS
2014 SEASON IN REVIEW
COLTS HISTORY
RECORDS
COLTS IN THE COMMUNITY

*Sellout	*Roof/Window Open	#Roof Open/Window Closed	#Roof Closed/Window Open	SCORING	TDR	TDP	TDRT	PAT	F6	2P	S	TP
9/8	W 21-17	OAKLAND	*65,412	Vinatieri			34/34	35/40				139
9/15	L 20-24	MIAMI	**65,406	D.Brown	6	2						48
9/22	W 27-7	@ San Francisco	*69,732	Hilton		5						30
9/29	W 37-3	@ Jacksonville	59,695	Fleener	4					2		28
10/6	W 34-28	SEATTLE	*66,608	Luck	4							24
10/14	L 9-19	@ San Diego	*57,954	Richardson	3	1						24
10/20	W 39-33	DENVER	**67,196	Wayne					1			12
11/3	W 27-24	@ Houston	*71,778	Bradshaw	2							12
11/10	L 8-38	ST. LOUIS	*66,004	Whalen		2						12
11/14	W 30-27	@ Tennessee	*69,143	Brazill	2							12
11/24	L 11-40	@ Arizona	*60,882	Rogers		2						12
12/1	W 22-14	TENNESSEE	*65,502	Heyward-Bey	1					1		8
12/8	L 28-42	@ Cincinnati	*62,507	Allen			1					6
12/15	W 25-3	HOUSTON	*65,470	Butler								6
12/22	W 23-7	@ Kansas City	*75,396	Havill			1					6
12/29	W 30-10	JACKSONVILLE	*66,008	Redding							1	2
1/4	W 45-44	KANSAS CITY	*63,551	Mathis								2
1/11	L 22-43	@ New England	*68,756	Mathis								2

TEAM STATISTICS	COLTS	OPP
TOTAL FIRST DOWNS	318	319
Rushing	88	101
Passing	191	191
Penalty	39	27
3rd Down: M/A/Pct.	80/213 37.6	79/210/37.6
4th Down: M/A/Pct.	3/10 30.0	10/19/52.6
TOTAL NET YARDS	5468	5713
Avg. Per Game	341.8	357.1
Total Plays	1023	1026
Avg. Per Play	5.3	5.6
NET YARDS RUSHING	1743	2002
Avg. Per Game	108.9	125.1
Total Rushes	409	448
NET YARDS PASSING	3725	3711
Avg. Per Game	232.8	231.9
Tackled/Yards Lost	32/227	42/248
Gross Yards	3952	3959
Att./Completions	582/350	536/324
Completion Pct.	60.1	60.4
Had Intercepted	10	15
PUNTS/AVERAGE	77/45.4	75/45.6
NET PUNTING AVG.	38.0	39.7
PENALTIES/YARDS	66/576	112/990
FUMBLES/BALL LOST	14/4	26/12
TOUCHDOWNS	40	38
Rushing	15	14
Passing	23	21
Defense/Kicking	1/1	2/1
TIME OF POSSESSION	29:41	30:19

SCORE BY PERIODS	1	2	3	4	OT	TOTAL
COLTS	70	117	106	95	0	391
OPPONENTS	102	102	66	66	0	336

SCORING	TDR	TDP	TDRT	PAT	F6	2P	S	TP
Vinatieri								139
D.Brown	6	2						48
Hilton		5						30
Fleener	4							28
Luck	4							24
Richardson	3	1						24
Wayne					1			12
Bradshaw	2							12
Whalen		2						12
Brazill	2							12
Rogers		2						12
Heyward-Bey	1							8
Allen								6
Butler			1					6
Havill		1						6
Redding			1					6
Mathis								2
COLTS	15	23	2	34/34	35/40	4	2	391
OPPONENTS	14	21	3	37/37	23/30	0	1	336

2-Point: Colts 4-6, Opponents 0-1

FGS	1-19	20-29	30-39	40-49	50+
A.Vinatieri	0/0	6/6	10/11	15/17	4/6
COLTS	0/0	6/6	10/11	15/17	4/6
OPPONENTS	0/0	3/4	9/9	7/12	4/5

Vinatieri: (0/52 30.38)(43.41.51)(22.46.28)(41.49)
(30.50.51)(27.52.42)(42.30.35)(48.30.50)
(27.47.48.45.37.49)(44)(37.43.40)
(34.46.45.30)(23.26.39)

OPP: (48.38)(54)(63)(42.48)(36.41.46)
(31.33.34.50)(31.47)(49.43.43.55)(32)
(25.38)(28)(48.50.21.25)(0)(49)(47)(37)

RUSHING	NO.	YDS.	AVG.	LG	TD
D. Brown	102	537	5.3	51	6
Richardson	157	458	2.9	22	3
Luck	63	377	6.0	29	4
Bradshaw	41	186	4.5	27	2
Ballard	13	63	4.8	12	0
Choice	11	44	4.0	8	0
Herron	5	33	6.6	22	0
Heyward-Bey	3	26	8.7	30	0
Havill	7	7	1.0	4	0
Hilton	2	6	3.0	3	0
Wayne	1	5	5.0	5	0
Lynch	1	3	3.0	3	0
Rogers	1	0	0.0	0	0
Hasselbeck	2	-2	-1.0	-1	0
COLTS	409	1743	4.3	51	15
OPPONENTS	448	2002	4.5	56	14

RECEIVING	NO.	YDS.	AVG.	LG	TD
Hilton	82	1083	13.2	73	5
Fleener	52	608	11.7	44	4
Wayne	38	503	13.2	35	2
Heyward-Bey	29	309	10.7	27	1
Richardson	28	265	9.5	24	1
D.Brown	27	214	7.9	33	2
Whalen	24	259	10.8	25	2
Havill	18	128	7.1	20	2
Rogers	14	192	13.7	69	2
Brazill	12	161	13.4	29	2
Bradshaw	7	42	6.0	14	2
Doyle	5	19	3.8	8	0
Saunders	4	46	11.5	18	0
Jones	2	34	17.0	21	0
Herron	1	57	57.0	57	0
Allen	1	20	20.0	20	1
Hughes	1	6	6.0	6	0
Choice	1	5	5.0	5	0
Cunningham	1	4	4.0	4	0
Reed	1	2	2.0	2	0
Satele	1	0	0.0	0	0
Ballard	1	-5	-5.0	-5	0
COLTS	350	3952	11.3	73	23
OPPONENTS	324	3959	12.2	81	21

INTERCEPTIONS	NO.	YDS.	AVG.	LG	TD
Butler	4	79	19.8	41	1
Vaughn	3	9	3.0	8	0
Bethae	2	48	24.0	46	0
Freeman	2	13	6.5	13	0
Toler	1	26	26.0	26	0
Gordy	1	7	7.0	7	0
Angerer	1	4	4.0	4	0
Davis	1	0	0.0	0	0
COLTS	15	186	12.4	46	1
OPPONENTS	10	91	9.1	32	1

PUNTING NO.	YDS.	AVG.	TB	IN20	LG	BLK.
McAfee	76	3459	46.0	7	27	65
COLTS	76	3499	45.4	7	27	65
OPPONENTS	75	3423	45.6	6	24	70

PUNT RETURNS	NO.	FC	YDS.	AVG.	LG	TD
Hilton	17	12	159	9.4	34	0
Whalen	8	7	104	13.0	51	0
Rainey	4	4	29	7.3	18	0
Brazill	3	2	25	8.3	17	0
Butler	1	0	9	9.0	9	0
COLTS	33	25	326	9.9	51	0
OPPONENTS	29	17	396	13.7	98	1

KICKOFF RETURNS	NO.	YDS.	AVG.	LG	TD
Reed	24	590	24.6	39	0
Rainey	6	131	21.8	27	0
Vaughn	5	142	28.4	33	0
Brazill	3	57	19.0	21	0
Williams	1	28	28.0	28	0
Choice	1	28	28.0	28	0
Whalen	1	22	22.0	22	0
Herron	1	13	13.0	13	0
Adongo	1	0	0.0	0	0
COLTS	43	1011	23.5	39	0
OPPONENTS	43	1085	25.2	56	0

SACKS: Colts 42.0, Opponents 32.0; Mathis 19.5-120.5; Freeman 5.5-22.5; Redding 4.5-14.5; Walden 3.0-23.0; Jean Francois 2.5-19.5; Werner 2.5-15.0; Moala 1.5-4.0; Bethae 1.0-12.0; Sheppard 1.0-9.0; Angerer 0.5-4.0; Mathews 0.5-4.0

USUAL STARTERS			
PRO BOWLERS IN BOLDFACE		OFFENSE	DEFENSE
WR	T.Y. Hilton	DE	Cory Redding
LT	Anthony Castonzo	NT	Aubrayo Franklin
LG	Hugh Thornton	DT	Ricky Jean Francois
C	Samson Satele	SLB	Erik Walden
RG	Mike McClaym	MIKE	Pat Angerer
RT	Gosder Cherilus	WLL	Jerrrell Freeman
TE	Coby Fleener	RUSH Robert Mathis	
WR	Darrius Heyward-Bey	LCB	Greg Toler
QB Andrew Luck		RCB	Vontae Davis
FB	Stanley Havill	SS	Antoine Bethae
RB	Trent Richardson	FS	LaRon Landry
LS Matt Overton			

PASSING	ATT.	COMP.	YDS.	PCT.	AVG./ATT.	TD	TD%
Luck	570	343	3822	60.2	6.7	23	4.0
Hasselbeck	12	7	130	58.3	10.8	0	0.0
COLTS	582	350	3952	60.1	6.8	23	4.0
OPPONENTS	536	324	3959	60.4	7.4	21	3.9

INT.	INT.%	LG	SACKED	RATING
9	1.6	73	32/227	87.0
1	8.3	57	0/0	61.1
10	1.7	73	32/227	86.5
15	2.8	81	42/248	84.6

2014

RECORD: 11-5 COACH: CHUCK PAGANO
FIRST – AFC SOUTH DIVISION
HOME: 6-2 ROAD: 5-3
DIV: 6-0 CONF: 9-3 NCONF: 2-2

*Sellout ^Roof/Window Open #Roof Open/Window Closed @Roof Closed/Window Open

DATE	RESULTS	OPPONENT	ATTENDANCE
9/7	L 24-31	@ Denver	*76,939
9/15	L 27-30	PHILADELPHIA	*64,871
9/21	W 44-17	@ Jacksonville	60,601
9/28	W 41-17	TENNESSEE	*^64,757
10/5	W 20-13	BALTIMORE	*#65,258
10/9	W 33-28	@ Houston	*71,787
10/19	W 27-0	CINCINNATI	*#66,539
10/26	L 34-51	@ Pittsburgh	*62,479
11/3	W 40-24	@ New York Giants	*77,975
11/16	L 20-42	NEW ENGLAND	*66,751
11/23	W 23-3	JACKSONVILLE	*64,328
11/30	W 49-27	WASHINGTON	*65,352
12/7	W 25-24	@ Cleveland	*67,431
12/14	W 17-10	HOUSTON	*65,148
12/21	L 7-42	@ Dallas	*91,899
12/28	W 27-10	@ Tennessee	*69,143
1/4	W 26-10	CINCINNATI	*63,385
1/11	W 24-13	@ Denver	*76,867
1/18	L 7-45	@ New England	*68,756

SCORING	TDR	TDP	TDRT	PAT	FG	2P	3P	TP
Vinatieri				50/50	30/31			140
Allen	8							48
Bradshaw	2	6						48
Fleener	8							48
Hilton	7							42
Nicks	4							24
Luck	3							18
Moncrief	3							18
Richardson	3							18
Doyle	2							12
Wayne	2							12
Castonzo	1							6
Herron	1							6
Jackson		1						6
Tipton		1						6
Toler		1						6
COLTS	9	42	2	50/50	30/31	0	0	458
OPPONENTS	14	27	5	46/46	15/19	0	1	369
2-Point: Colts 0-3, Opponents 0-0								

PUNTING	NO.	YDS.	AVG.	TB	INTO	LG	BLK.
McAfee	69	3221	46.7	3	30	61	0
COLTS	69	3221	46.7	3	30	61	0
OPPONENTS	90	4271	47.5	7	30	79	1

PUNT RETURNS	NO.	FC	YDS.	AVG.	LG	TD
Whalen	26	17	187	7.2	22	0
Cribbs	19	8	125	6.6	18	0
COLTS	45	25	312	6.9	22	0
OPPONENTS	35	19	205	5.9	37	0

KICKOFF RETURNS	NO.	YDS.	AVG.	LG	TD
Cribbs	19	608	32.0	76	0
Whalen	15	379	25.3	32	0
Herron	3	78	26.0	32	0
Hilton	1	0	0.0	0	0
COLTS	38	1065	28.0	76	0
OPPONENTS	26	587	22.6	52	0

SACKS: Colts 41.0, Opponents 29.0; Newsome 6.5-41.5; Walden 6.0-30.0; D. Jackson 4.0-29.0; Werner 4.0-20.0; Redding 3.5-33.0; Jean Francois 3.0-15.0; Kerr 3.0-6.0; Landry 2.5-19.5; Freeman 1.5-8.5; Jones 1.5-15.5; S. Brown 1.0-11.0; A. Jackson 1.0-2.0; Quarles 1.0-6.0; Toler 1.0-16.0; McNary 0.5-4.0; Team 1.0-6.0

TEAM STATISTICS	COLTS	OPP
TOTAL FIRST DOWNS	371	309
Rushing	80	103
Passing	251	175
Penalty	40	31
3rd Down: M/A/Pct.	89/217 41.0	67/201 33.3
4th Down: M/A/Pct.	6/15 40.0	4/17 23.5
TOTAL NET YARDS	6506	5483
Avg. Per Game	406.6	342.7
Total Plays	1105	1007
Avg. Per Play	5.9	5.4
NET YARDS RUSHING	1612	1814
Avg. Per Game	100.8	113.4
Total Rushes	415	423
NET YARDS PASSING	4894	3669
Avg. Per Game	305.9	229.3
Sacked/Yards Lost	29/168	41/263
Gross Yards	5062	3932
Att./Completions	661/410	543/320
Completion Pct.	62.0	58.9
Had Intercepted	16	12
PUNTS/AVERAGE	69/46.7	90/47.5
NET PUNTING AVG.	42.8	42.4
PENALTIES/YARDS	105/848	101/866
FUMBLE/BALL LOST	31/15	29/14
TOUCHDOWNS	53	46
Rushing	9	14
Passing	42	27
Returns	2	5
TIME OF POSSESSION	31:54	28:06

Vinatieri:	25	46	27	48	43	25	31	30	38	34
	27	34	23	50	31	23	48	31	48	43
	31	53	46	20	32	51	33	29	0	0
	23	46	26							
OPP.:	21	31	38	23	36	41	36	52	27	37
	38	0	28	25	29	40	39	53	52	31

RUSHING	NO.	YDS.	AVG.	LG	TD
Richardson	159	519	3.3	27	3
Bradshaw	90	425	4.7	29	2
Herron	78	351	4.5	49t	1
Luck	64	273	4.3	20	3
Hilton	2	20	10.0	15	0
Tipton	10	18	1.8	9	0
Moncrief	4	17	4.3	7	0
Hasselbeck	8	-11	-1.4	0	0
COLTS	415	1612	3.9	49t	9
OPPONENTS	423	1814	4.3	52	14

RECEIVING	NO.	YDS.	AVG.	LG	TD
Hilton	82	1345	16.4	73t	7
Wayne	64	779	12.2	80	2
Fleener	51	774	15.2	73t	8
Nicks	38	405	10.7	29	4
Bradshaw	38	300	7.9	22	6
Moncrief	32	444	13.9	79t	3
Allen	29	395	13.6	41t	8
Richardson	27	229	8.5	24	0
Herron	21	173	8.2	26	0
Doyle	18	118	6.6	20	2
Tipton	6	68	11.3	32	1
Whalen	2	23	11.5	18	0
Castonzo	1	1	1.0	1t	1
Cribbs	1	8	8.0	8	0
COLTS	410	5062	12.3	80	42
OPPONENTS	320	3932	12.3	63t	27

INTERCEPTIONS	NO.	YDS.	AVG.	LG	TD
Adams	5	24	4.8	10	0
Davis	4	72	18.0	42	0
Toler	2	47	23.5	47t	1
Gordy	1	0	0.0	0	0
COLTS	12	143	11.9	47t	1
OPPONENTS	16	250	15.6	46	3

SCORE BY PERIODS	1	2	3	4	OT	TOTAL
COLTS	87	141	122	108	0	458
OPPONENTS	54	124	90	101	0	369

PASSING	ATT.	COMP.	YDS.	PCT.	AVG./ATT.	TD	TD%	INT.	INT%	LG	SACKED	RATING
Luck	616	380	4761	61.7	7.73	40	6.5	16	2.6	80	27/161	96.5
Hasselbeck	44	30	301	68.2	6.84	2	4.5	0	0.0	32	2/7	102.6
McAfee	1	0	0	0.0	0.00	0	0.0	0	0.0	---	0/0	39.6
COLTS	661	410	5062	62.0	7.66	42	6.4	16	2.4	80	29/168	96.8
OPPONENTS	543	320	3932	58.9	7.24	27	5.0	12	2.2	63t	41/263	88.7

ADMINISTRATION
 COACHING STAFF
 FOOTBALL OPERATIONS
 BUSINESS OPERATIONS
 PLAYERS
 2014 SEASON IN REVIEW
 COLTS HISTORY
 RECORDS
 COLTS IN THE COMMUNITY

COLTS PRESEASON RESULTS

(All Games on Saturday Night unless otherwise indicated; * denotes OT)

ADMINISTRATION

1947 RECORD: 0-2

 8/22 20-29 L 7,018
 8/29 0-28 L 33,106

1948 RECORD: 1-2

8/8 21-27 L 15,000

8/22 14-42 L 35,139

8/27 21-17 W 13,417

COACHING STAFF

1949 RECORD: 3-1

8/10 28-12 W 2,953

8/16 14-28 L 35,000

8/19 5-0 W 9,000

EXHIBITION GAME

10/9 31-10 W 4,000

FOOTBALL OPERATIONS

1950 RECORD: 0-7

8/13 27-30 L 15,000

8/19 7-34 L 21,000

8/24 17-21 L 17,000

8/30 14-27 L 6,000

9/2 21-70 L 16,380

9/4 17-42 L 22,500

9/10 14-16 L 17,191

BUSINESS OPERATIONS

1953 RECORD: 3-3

8/15 7-10 L 14,000

8/22 10-7 W 7,000

8/26 13-6 W 15,000

9/7 21-23 L 20,000

9/12 6-10 L 12,000

9/20 9-3 W 22,800

2014 SEASON IN REVIEW

1954 RECORD: 4-1

8/14 10-0 W 10,031

8/22 27-21 W 11,750

9/10 16-21 L 10,000

9/15 20-2 W 18,581

9/18 49-14 W 19,380

COLTS HISTORY

1955 RECORD: 3-2-1

 8/13 6-21 L 8,006
 — 61-0 W —

8/30 28-28 T 23,280

9/6 14-17 L 20,000

9/10 24-14 W 11,872

9/18 44-17 W 20,754

RECORDS

1956 RECORD: 3-2

8/11 24-13 W 17,575

8/20 10-28 L 21,000

8/25 37-16 W 12,500

9/9 14-19 L 21,876

9/16 21-13 W 28,471

COLTS IN THE COMMUNITY

OPPONENT

 Buffalo Bills (Hershey, Pa.)
 Cleveland Browns (Akron, Ohio-Rubber Bowl)

OPPONENT

 Los Angeles Dons (Portland, Ore.-Multnomah/Civic Stadium)
 San Francisco 49ers (Kezar Stadium) Sun
 Cleveland Browns (Toledo, Ohio-Glass Bowl)

OPPONENT

 Buffalo Bills (Wilmington, Del.-Blue Rock Stadium)
 Brooklyn-NY Yankees (Babe Ruth Stadium)
 Brooklyn-NY Yankees (Allentown, Pa.-Taylor Stadium)

Charlotte Clippers (Charlotte, NC-Charlotte Memorial Stadium)

OPPONENT

 Pittsburgh Steelers (Memorial Stadium) Sun
 Cleveland Browns (Cincinnati, Ohio-Nippert Stadium)
 Chicago Bears (Memorial Stadium) Thu
 San Francisco 49ers (Memorial Stadium) Wed
 Los Angeles Rams (San Antonio, Texas-Alamo Stadium)
 NY Yanks (Shreveport, La.-Fairgrounds Stadium) Mon
 Green Bay Packers (Fairgrounds Stadium) Sun

OPPONENT

 Philadelphia Eagles (Norfolk, Va.-Foreman Field) Fri
 Chicago Cardinals (Lubbock, Texas-Jones Stadium) Fri
 Pittsburgh Steelers (Rochester, NY-St. Thomas Aquinas HS) Wed
 Cleveland Browns (Akron, Ohio-Rubber Bowl) Mon
 NY Giants (St. Louis, Mo.-Busch Stadium)
 Washington Redskins (Memorial Stadium) Sun

OPPONENT

 Philadelphia Eagles (Hershey, Pa.)
 Pittsburgh Steelers (Forbes Field) Sun
 Pittsburgh Steelers (Tulsa, Okla.-Skelly Stadium) Fri
 Chicago Cardinals (Comiskey Park) Wed
 Washington Redskins (Memorial Stadium)

OPPONENT

 Philadelphia Eagles (Hershey, Pa.)
 Fort Belvoir (Westminster, Md.-Westminster HS)
 Washington Redskins (Memorial Stadium) Tue
 NY Giants (Minneapolis, Minn.-Parade Stadium) Tue
 Chicago Cardinals (Comiskey Park)
 Pittsburgh Steelers (Buffalo, NY-Civic Stadium) Sun

OPPONENT

 Philadelphia Eagles (Hershey, Pa.)
 NY Giants (Boston, Mass.-Braves Field) Mon
 Pittsburgh Steelers (Cincinnati, Ohio-Nippert Stadium)
 Philadelphia Eagles (Louisville, Ky.-Fairgrounds Stadium) Sun
 Washington Redskins (Memorial Stadium) Sun

1957 RECORD: 2-2-1

8/17 17-10 W 17,026

8/24 24-24 T 12,000

9/8 14-24 L 34,352

9/15 27-9 W 17,216

9/21 21-27 L 21,182

OPPONENT

 Philadelphia Eagles (Hershey, Pa.)
 Chicago Bears (Cincinnati, Ohio-Nippert Stadium)
 Washington Redskins (Memorial Stadium) Sun
 Chicago Cardinals (Louisville, Ky.-Fairgrounds Stadium) Sun
 Chicago Cardinals (St. Louis, Mo.-Busch Stadium)

1958 RECORD: 2-3-1

8/16 28-30 L 17,000

8/23 31-31 T 14,000

8/29 7-27 L 18,131

9/6 10-13 L 10,000

9/14 27-21 W 11,111

9/21 42-21 W 18,747

OPPONENT

 Philadelphia Eagles (Hershey, Pa.)
 Chicago Cardinals (Austin, Tx.-Memorial Stadium)
 Washington Redskins (Memorial Stadium) Fri
 Pittsburgh Steelers (Buffalo, NY-Civic Stadium)
 NY Giants (Memorial Stadium) Sun
 NY Giants (Louisville, Ky.-Fairgrounds Stadium) Sun

1959 RECORD: 4-2

8/14 29-0 W 70,000

8/21 28-3 W 55,000

8/28 23-10 W 22,409

9/4 30-21 W 39,555

9/13 13-35 L 15,928

9/20 17-31 L 16,671

OPPONENT

 College All-Stars (Chicago, Ill.-Soldier Field) Fri
 NY Giants (Dallas, Texas-Cotton Bowl) Fri
 Washington Redskins (Memorial Stadium) Fri
 Pittsburgh Steelers (Miami, Fla.-Orange Bowl) Fri
 Philadelphia Eagles (Franklin Field) Sun
 Chicago Cardinals (Louisville, Ky.-Fairgrounds Stadium) Sun

1960 RECORD: 3-3

8/12 32-7 W 70,000

8/19 14-10 W 40,000

8/26 21-31 L 14,000

9/2 28-34 L 33,265

9/12 30-7 W 6,218

9/17 21-35 L 20,125

OPPONENT

 College All-Stars (Chicago, Ill.-Soldier Field) Fri
 Dallas Cowboys (Cotton Bowl) Fri
 St. Louis Cardinals (Charleston, SC-Johnson Hagood Stadium) Fri
 Pittsburgh Steelers (Miami, Fla.-Orange Bowl) Fri
 Washington Redskins (Memorial Stadium) Tue
 Philadelphia Eagles (Hershey, Pa.)

1961 RECORD: 3-2

8/12 20-24 L 15,000

8/18 13-3 W 10,203

8/26 41-7 W 20,302

9/1 24-35 L 19,000

9/10 49-20 W 50,787

OPPONENT

 Pittsburgh Steelers (Roanoke, Va.-Victory Stadium)
 Minnesota Vikings (Memorial Stadium) Fri
 Washington Redskins (Norfolk, Va.-Foreman Field)
 Dallas Cowboys (Norman, Okla.-Owen Field) Fri
 NY Giants (New Haven, Ct.-Yale Bowl) Sun

1962 RECORD: 3-2

8/11 56-28 W 18,530

8/16 34-14 W 25,632

8/25 24-10 W 14,000

9/2 13-24 L 29,544

9/9 9-20 L 8,962

OPPONENT

 Philadelphia Eagles (Hershey, Pa.)
 Washington Redskins (D.C. Stadium) Thu
 Dallas Cowboys (Roanoke, Va.-Victory Stadium)
 Minnesota Vikings (Metropolitan Stadium) Sun
 Pittsburgh Steelers (Forbes Field) Sun

1963 RECORD: 4-1

8/10 26-21 W 18,597

8/17 21-7 W 83,218

8/24 17-14 W 18,000

8/31 27-21 W 22,000

9/7 7-14 L 51,218

OPPONENT

 Philadelphia Eagles (Hershey, Pa.)
 Cleveland Browns (Cleveland Municipal Stadium)
 Pittsburgh Steelers (Atlanta, Ga.-Ponce de Leon Stadium)
 Washington Redskins (Norfolk, Va.-Foreman Field)
 Chicago Bears (New Orleans, La.-Tulane Stadium)

1964 RECORD: 3-1-1
 8/8 28-17 W 18,500 Philadelphia Eagles (Hershey, Pa.)
 8/14 28-28 T 46,852 Detroit Lions (Tiger Stadium) Fri
 8/21 21-30 L 32,069 St. Louis Cardinals (Busch Stadium) Fri
 8/27 41-14 W 45,016 Washington Redskins (D.C. Stadium) Thu
 9/6 48-17 W 10,000 Pittsburgh Steelers (Canton, Ohio-Fawcett Stadium-HOF) Sun

1965 RECORD: 5-0
 8/14 22-10 W 75,229 St. Louis Cardinals (New Orleans, La.-Tulane Stadium)
 8/20 23-3 W 48,035 Detroit Lions (Tiger Stadium) Fri
 8/28 38-10 W 47,186 Pittsburgh Steelers (Atlanta, Ga.-Ponce de Leon Stadium)
 9/4 33-23 W 22,117 Washington Redskins (Norfolk, Va.-Foreman Field)
 9/11 33-14 W 11,540 Philadelphia Eagles (Hershey, Pa.)

1966 RECORD: 5-0
 8/3 35-0 W 45,805 Washington Redskins (D.C. Stadium) Wed
 8/13 31-17 W 41,352 Philadelphia Eagles (New Orleans, La.-Tulane Stadium)
 8/19 33-7 W 28,304 St. Louis Cardinals (Busch Memorial Stadium) Fri
 8/26 24-17 W 83,418 Cleveland Browns (Cleveland Municipal Stadium) Fri
 9/1 20-0 W 39,766 Detroit Lions (Tiger Stadium) Fri

1967 RECORD: 4-1
 8/13 33-3 W 29,313 Boston Patriots (Harvard Stadium) Sun
 8/21 5-9 L 34,054 St. Louis Cardinals (Busch Memorial Stadium) Mon
 8/26 14-5 W 38,367 Detroit Lions (Tiger Stadium)
 8/31 23-17 W 47,008 Washington Redskins (D.C. Stadium) Fri
 9/9 33-7 W 58,492 Dallas Cowboys (Cotton Bowl)

1968 RECORD: 5-1
 8/3 14-12 W 51,154 Oakland Raiders (Oakland-Alameda County Coliseum)
 8/10 10-0 W 31,917 Chicago Bears (Birmingham, Ala.-Legion Field) Fri
 8/16 15-13 W 45,810 Washington Redskins (D.C. Stadium) Fri
 8/23 7-14 L 34,082 Detroit Lions (Tiger Stadium) Fri
 8/31 22-13 W 63,202 Miami Dolphins (Orange Bowl)
 9/7 16-10 W 69,520 Dallas Cowboys (Cotton Bowl)

1969 RECORD: 6-0
 8/2 26-6 W 52,171 San Diego Chargers (Jack Murphy Stadium)
 8/9 34-30 W 51,246 Oakland Raiders (Oakland-Alameda County Coliseum)
 8/15 33-29 W 47,015 Houston Oilers (Astrodome) Fri
 8/22 20-7 W 45,750 Buffalo Bills (War Memorial) Fri
 8/30 23-10 W 52,680 Miami Dolphins (Orange Bowl)
 9/14 23-7 W 58,975 Dallas Cowboys (Cotton Bowl) Sun

1970 RECORD: 4-2
 8/8 33-21 W 53,519 Oakland Raiders (Oakland-Alameda County Coliseum)
 8/14 17-3 W 38,341 Kansas City Chiefs (Municipal Stadium) Fri
 8/22 24-7 W 42,499 Denver Broncos (Mile High Stadium)
 8/29 13-20 L 73,533 Miami Dolphins (Orange Bowl)
 9/5 20-14 W 34,500 Detroit Lions (Raleigh, NC-Carter Stadium)
 9/12 14-17 L 46,045 Washington Redskins (RFK Stadium)

1971 RECORD: 3-4
 7/30 24-17 W 52,289 College All-Stars (Chicago, Ill.-Soldier Field) Fri
 8/7 3-10 L 16,771 Kansas City Chiefs (Memorial Stadium)
 8/14 21-13 W 17,593 Chicago Bears (Memorial Stadium)
 8/22 20-23 L 91,745 Detroit Lions (Ann Arbor, Mich.-Michigan Stadium) Sun
 8/28 20-14 W 46,045 Washington Redskins (RFK Stadium)
 9/3 14-27 L 22,291 Dallas Cowboys (Memorial Stadium) Fri
 9/11 3-24 L 50,212 Oakland Raiders (Jacksonville, Fla.-Gator Bowl)

1972 RECORD: 3-3
 8/4 3-33 L 42,864 Washington Redskins (Tampa, Fla.-Tampa Stadium) Fri
 8/14 0-16 L 53,627 Oakland Raiders (Oakland-Alameda County Coliseum) Sun
 8/21 23-17 W 76,882 Kansas City Chiefs (Arrowhead Stadium) Sun
 8/26 16-13 W 37,221 Pittsburgh Steelers (Tampa, Fla.-Tampa Stadium) Fri
 9/1 17-24 L 40,238 Detroit Lions (Tampa, Fla.-Tampa Stadium) Fri
 9/10 20-13 W 49,605 Denver Broncos (Mile High Stadium) Sun

1973 RECORD: 2-4
 8/4 7-34 L 50,350 Pittsburgh Steelers (Three Rivers Stadium)
 8/11 20-34 L 57,122 Atlanta Falcons (Fulton County Stadium)
 8/18 32-28 W 33,174 Detroit Lions (Memphis, Tenn.-Liberty Bowl)
 8/25 3-20 L 54,947 Washington Redskins (RFK Stadium)
 9/1 9-20 L 41,571 Houston Oilers (Astrodome)
 9/9 17-10 W 41,860 Denver Broncos (Mile High Stadium) Sun

1974 RECORD: 1-4
 8/9 3-6 L 6,792 Detroit Lions (Memorial Stadium) Fri
 8/17 37-3 W 25,116 Cleveland Browns (Tampa, Fla.-Tampa Stadium)
 8/26 16-20 L 29,987 Chicago Bears (Memorial Stadium) Mon
 8/31 7-23 L 39,668 Atlanta Falcons (Fulton County Stadium)
 9/6 6-7 L 29,704 Washington Redskins (RFK Stadium) Fri

1975 RECORD: 2-4
 8/9 23-20 W 35,269 Denver Broncos (Mile High Stadium)
 8/16 3-10 L 43,097 Atlanta Falcons (Lincoln, Neb.-Memorial Stadium)
 8/22 10-31 L 32,081 Pittsburgh Steelers (Memorial Stadium) Fri
 8/30 3-27 L 60,643 New Orleans Saints (Louisiana Superdome)
 9/8 26-21 W 30,505 Houston Oilers (Astrodome) Mon
 9/12 10-24 L 30,110 Washington Redskins (Memorial Stadium) Fri

1976 RECORD: 2-4
 7/31 21-0 W 20,304 Cleveland Browns (Lincoln, Neb.-Memorial Stad.)
 8/6 20-3 W 35,575 Washington Redskins (Memorial Stadium) Fri
 8/14 14-25 L 54,338 Chicago Bears (Soldier Field)
 8/20 20-26 L *38,879 New Orleans Saints (Memorial Stadium) Fri
 8/28 7-21 L 24,986 Atlanta Falcons (Fulton County Stadium)
 9/2 9-24 L 54,217 Detroit Lions (Pontiac Silverdome) Thu

1977 RECORD: 3-3
 8/5 8-14 L 40,059 Denver Broncos (Mile High Stadium)
 8/14 14-7 W 37,189 Houston Oilers (Astrodome) Sun
 8/19 29-7 W 45,529 Minnesota Vikings (Memorial Stadium) Fri
 8/27 21-23 L 54,835 Dallas Cowboys (Texas Stadium)
 9/2 21-10 W 40,695 Detroit Lions (Memorial Stadium) Fri
 9/10 0-14 L 47,032 Tampa Bay Buccaneers (Tampa Stadium)

1978 RECORD: 1-3
 8/5 10-22 L 41,819 Pittsburgh Steelers (Memorial Stadium)
 8/12 12-23 L 64,139 Tampa Bay Buccaneers (Tampa Stadium)
 8/18 16-17 L 42,731 Washington Redskins (Memorial Stadium) Fri
 8/26 13-7 W 49,718 Detroit Lions (Pontiac Silverdome)

1979 RECORD: 2-2
 8/3 17-14 W 36,733 Philadelphia Eagles (Memorial Stadium) Fri.
 8/11 3-24 L 43,056 Cleveland Browns (Cleveland Municipal Stadium)
 8/17 17-31 L 44,251 Philadelphia Eagles (Veterans Stadium) Fri
 8/24 17-7 W 36,434 Detroit Lions (Memorial Stadium) Fri

ADMINISTRATION
 COACHING STAFF
 FOOTBALL OPERATIONS
 BUSINESS OPERATIONS
 PLAYERS
 2014 SEASON IN REVIEW
 COLTS HISTORY
 RECORDS
 COLTS IN THE COMMUNITY

1980 RECORD: 2-2
 8/9 3-13 L 31,636
 8/16 17-3 W 53,314
 8/22 37-20 W 27,163
 8/29 35-51 L 51,103

1981 RECORD: 0-4
 8/8 23-24 L 46,792
 8/15 17-20 L 40,716
 8/22 7-13 L 44,937
 8/28 17-31 L 55,794

1982 RECORD: 3-2
 8/7 14-30 L 23,379
 8/14 19-14 W 31,985
 8/21 34-3 W 56,748
 8/28 15-37 L 52,471
 9/4 26-17 W 58,972

1983 RECORD: 2-2
 8/4 15-0 W 42,359
 8/13 10-7 W 56,061
 8/20 14-27 L 32,205
 8/26 7-10 L 37,420

1984 RECORD: 1-3
 8/4 3-24 L 37,559
 8/11 26-20 W 60,236
 8/18 0-31 L 68,951
 8/25 17-34 L 54,479

1985 RECORD: 2-2
 8/10 19-7 W 60,014
 8/17 24-13 W 46,252
 8/24 3-20 L 71,406
 8/30 21-31 L 60,006

1986 RECORD: 1-3
 8/8 14-21 L 55,443
 8/16 21-38 L 66,030
 8/23 20-13 W 57,921
 8/30 20-23 L* 57,969

1987 RECORD: 3-1
 8/15 22-19 W 45,753
 8/22 13-37 L 49,304
 8/29 17-6 W 51,975
 9/5 23-16 W 50,111

1988 RECORD: 3-1
 8/6 20-7 W 44,258
 8/13 25-21 W 53,720
 8/20 18-6 W 54,117
 8/25 20-21 L 73,957

1989 RECORD: 4-0
 8/12 31-7 W 57,771
 8/19 24-23 W 30,218
 8/26 30-0 W 54,750
 9/2 38-34 W 55,128

1990 RECORD: 0-4
 8/11 7-16 L 51,044
 8/17 10-13 L 52,475
 8/27 16-17 L 47,999
 8/31 14-17 L 54,796

OPPONENT
 Washington Redskins (Memorial Stadium)
 Green Bay Packers (Milwaukee County Stadium)
 NY Giants (Memorial Stadium) Fri
 Atlanta Falcons (Fulton County Stadium) Fri

OPPONENT
 New Orleans Saints (Louisiana Superdome)
 NY Giants (Giants Stadium)
 Washington Redskins (Memorial Stadium)
 Seattle Seahawks (Kingdome) Fri

OPPONENT
 Minnesota Vikings (Canton, Ohio-Fawcett Stadium-HOF)
 NY Giants (Memorial Stadium)
 Atlanta Falcons (Tempe, Ariz.-Sun Devil Stadium)
 Pittsburgh Steelers (Three Rivers Stadium)
 Chicago Bears (Soldier Field)

OPPONENT
 Houston Oilers (Astrodome) Thu
 Minnesota Vikings (HHH Metrodome)
 NY Giants (Giants Stadium)
 Atlanta Falcons (Fulton County Stadium) Fri

OPPONENT
 Miami Dolphins (Orange Bowl)
 NY Giants (Hoosier Dome)
 Denver Broncos (Mile High Stadium)
 Green Bay Packers (Lambeau Field)

OPPONENT
 Seattle Seahawks (Hoosier Dome)
 Chicago Bears (Soldier Field)
 Denver Broncos (Mile High Stadium)
 Cincinnati Bengals (Hoosier Dome) Fri

OPPONENT
 Seattle Seahawks (Kingdome) Fri
 Chicago Bears (Soldier Field)
 Detroit Lions (Hoosier Dome)
 Minnesota Vikings (Hoosier Dome)

OPPONENT
 Detroit Lions (Pontiac Silverdome)
 Minnesota Vikings (HHH Metrodome)
 Houston Oilers (Hoosier Dome)
 Tampa Bay Buccaneers (Hoosier Dome)

OPPONENT
 Tampa Bay Buccaneers (Tampa Stadium)
 Green Bay Packers (Hoosier Dome)
 New Orleans Saints (Hoosier Dome)
 Denver Broncos (Mile High Stadium) Thu

OPPONENT
 New Orleans Saints (Louisiana Superdome)
 Green Bay Packers (Lambeau Field)
 Tampa Bay Buccaneers (Hoosier Dome)
 Denver Broncos (Hoosier Dome)

OPPONENT
 Denver Broncos (Hoosier Dome)
 Seattle Seahawks (Kingdome) Fri
 Philadelphia Eagles (Hoosier Dome) Mon
 New Orleans Saints (Louisiana Superdome) Fri

1991 RECORD: 1-3
 8/2 3-10 L 75,375
 8/10 7-17 L 47,943
 8/17 34-28 W 45,963
 8/23 21-23 L 52,687

1992 RECORD: 2-2
 8/8 34-14 W 42,786
 8/15 10-27 L 43,727
 8/22 0-20 L 55,362
 8/28 21-10 W 65,557

1993 RECORD: 2-2
 8/7 16-13 W* 45,055
 8/14 7-24 L 42,792
 8/20 18-7 W 43,642
 8/27 10-41 L 56,811

1994 RECORD: 4-0
 8/5 13-9 W 40,469
 8/13 26-21 W 49,089
 8/20 17-14 W 45,650
 8/25 24-7 W 39,052

1995 RECORD: 3-1
 8/4 21-34 L 39,946
 8/12 20-17 W 38,006
 8/19 20-17 W* 55,624
 8/24 29-7 W 45,626

1996 RECORD: 3-2
 7/27 10-7 W 23,376

8/3 25-28 L 45,024
 8/10 12-16 L 12,851
 8/17 15-13 W 39,930
 8/24 30-6 W 49,081

1997 RECORD: 2-2
 8/1 20-16 W 47,913
 8/9 17-23 L 56,447

8/16 3-45 L 52,844
 8/21 16-3 W 47,417

1998 RECORD: 2-2
 8/8 21-24 L 52,645
 8/17 30-27 W 36,598
 8/22 3-33 L 47,820
 8/27 20-17 W 42,852

1999 RECORD: 3-1
 8/7 6-9 L 37,721
 8/14 20-17 W 41,998
 8/21 37-7 W 41,788
 9/2 31-28 W 41,074

2000 RECORD: 3-2
 7/29 13-20 L 47,985
 8/5 16-28 L 68,578
 8/12 17-0 W 20,105

8/19 24-23 W 87,145
 8/24 32-30 W 51,337

2001 RECORD: 2-2
 8/11 28-21 W 45,089
 8/18 26-27 L 48,165
 8/24 21-28 L 63,804
 8/30 23-17 W 42,032

OPPONENT
 Denver Broncos (Mile High Stadium) Fri
 Seattle Seahawks (Hoosier Dome)
 New Orleans Saints (Hoosier Dome)
 Philadelphia Eagles (Veterans Stadium) Fri

OPPONENT
 New England Patriots (Hoosier Dome)
 Seattle Seahawks (Hoosier Dome)
 Cincinnati Bengals (Riverfront Stadium)
 Kansas City Chiefs (Arrowhead Stadium) Fri

OPPONENT
 Seattle Seahawks (Kingdome)
 Cincinnati Bengals (Hoosier Dome)
 Los Angeles Raiders (Hoosier Dome) Fri
 Green Bay Packers (Lambeau Field) Fri

OPPONENT
 Seattle Seahawks (RCA Dome) Fri
 Cincinnati Bengals (Riverfront Stadium)
 Pittsburgh Steelers (Three Rivers Stadium)
 Cleveland Browns (RCA Dome) Thu

OPPONENT
 Cincinnati Bengals (RCA Dome) Fri
 Seattle Seahawks (Kingdome)
 Green Bay Packers (Lambeau Field)
 Chicago Bears (RCA Dome) Thu

OPPONENT
 New Orleans Saints (Canton, Ohio-Fawcett Stadium-HOF)

Cincinnati Bengals (Riverfront Stadium)
 Houston Oilers (Astrodome)
 Seattle Seahawks (RCA Dome)
 Green Bay Packers (RCA Dome)

OPPONENT
 Cincinnati Bengals (RCA Dome) Fri
 San Diego Chargers (Qualcomm Stadium)

Seattle Seahawks (Kingdome)
 Detroit Lions (RCA Dome) Thu

OPPONENT
 Seattle Seahawks (Kingdome)
 Cincinnati Bengals (Cinergy Field) Mon
 San Diego Chargers (RCA Dome)
 Detroit Lions (RCA Dome) Thu

OPPONENT
 Chicago Bears (Soldier Field)
 Cincinnati Bengals (RCA Dome)
 New Orleans Saints (Louisiana Superdome)
 Seattle Seahawks (RCA Dome) Thu

OPPONENT
 Atlanta Falcons (RCA Dome)
 Seattle Seahawks (Husky Stadium)
 New Orleans Saints (West Lafayette, Ind.-Ross-Ade Stadium)
 Pittsburgh Steelers (Mexico City, Mex.-Azteca Stadium)
 Minnesota Vikings (RCA Dome) Thu

OPPONENT
 Seattle Seahawks (RCA Dome)
 Detroit Lions (RCA Dome)
 Minnesota Vikings (HHH Metrodome) Fri
 Cincinnati Bengals (Paul Brown Stadium) Thu

2002 RECORD: 2-2
 8/10 28-10 W 52,902
 8/17 10-22 L 40,860
 8/24 19-7 W 41,406
 8/30 21-25 L 67,247

OPPONENT
 Seattle Seahawks (Seahawks Stadium)
 Cincinnati Bengals (RCA Dome)
 Buffalo Bills (RCA Dome)
 New Orleans Saints (Louisiana Superdome) Fri

2003 RECORD: 3-1
 8/9 18-20 L 52,634
 8/15 21-7 W 37,469
 8/25 28-23 W 72,510
 8/29 21-20 W 38,534

OPPONENT
 Chicago Bears (Champaign, Illinois-Memorial Stadium)
 Seattle Seahawks (RCA Dome) Fri
 Denver Broncos (Invesco Field at Mile High Stadium) Mon
 Cincinnati Bengals (RCA Dome) Fri

2004 RECORD: 2-2
 8/14 21-17 W 33,281
 8/21 7-31 L 44,834
 8/28 30-17 W 56,356
 9/3 13-16 L 53,567

OPPONENT
 San Diego Chargers (Qualcomm Stadium)
 NY Jets (RCA Dome)
 Buffalo Bills (RCA Dome)
 Cincinnati Bengals (Paul Brown Stadium) Fri

2005 RECORD: 0-5
 8/6 21-27 L 45,203
 8/13 10-17 L 56,045
 8/20 17-24 L 52,704
 8/27 24-37 L 74,152
 9/2 0-38 L 59,781

OPPONENT
 Atlanta Falcons (Tokyo, Japan, Tokyo Dome)
 Buffalo Bills (RCA Dome)
 Chicago Bears (RCA Dome)
 Denver Broncos (Invesco Field at Mile High Stadium)
 Cincinnati Bengals (Paul Brown Stadium) Fri

2006 RECORD: 1-3
 8/10 17-19 L 60,620
 8/20 17-30 L 56,596
 8/26 27-14 W 58,228
 9/1 3-20 L 56,512

OPPONENT
 St. Louis Rams (Edward Jones Dome) Thu
 Seattle Seahawks (RCA Dome) Sun
 New Orleans Saints (Jackson, Miss., Mississippi Veterans Memorial Stadium)
 Cincinnati Bengals (RCA Dome) Fri

2007 RECORD: 1-3
 8/9 10-23 L 60,175
 8/20 24-27 L 56,769
 8/25 37-10 W 57,101
 9/1 6-14 L 65,243

OPPONENT
 Dallas Cowboys (Texas Stadium) Thu
 Chicago Bears (RCA Dome) Mon
 Detroit Lions (RCA Dome)
 Cincinnati Bengals (Paul Brown Stadium) Fri

2008 RECORD: 1-4
 8/3 16-30 L 22,216
 8/9 20-23 L* 70,492
 8/16 16-9 W 59,693
 8/24 7-20 L 65,333
 8/28 7-27 L 64,931

OPPONENT
 Washington Redskins (Canton, Ohio, Fawcett Stadium) Sun
 Carolina Panthers (Bank of America Stadium)
 Atlanta Falcons (Georgia Dome)
 Buffalo Bills (Lucas Oil Stadium) Sun
 Cincinnati Bengals (Lucas Oil Stadium) Thu

2009 RECORD: 1-3
 8/14 3-13 L 65,484
 8/20 23-15 W 64,516
 8/29 17-18 L 37,011
 9/3 7-38 L 56,527

OPPONENT
 Minnesota Vikings (Lucas Oil Stadium) Fri
 Philadelphia Eagles (Lucas Oil Stadium) Thu
 Detroit Lions (Ford Field)
 Cincinnati Bengals (Paul Brown Stadium) Thu

2010 RECORD: 0-4
 8/15 17-37 L 65,664
 8/19 21-34 L 39,583
 8/26 24-59 L 68,987
 9/2 28-30 L 65,622

OPPONENT
 San Francisco 49ers (Lucas Oil Stadium) Sun
 Buffalo Bills (Toronto, Canada, Rogers Centre) Thu
 Green Bay Packers (Lambeau Field) Thu
 Cincinnati Bengals (Lucas Oil Stadium) Thu

2011 RECORD: 1-3
 8/13 10-33 L 55,461
 8/19 3-16 L 64,753
 8/26 21-24 L 65,285
 9/1 17-13 W 39,797

OPPONENT
 St. Louis Rams (Edward Jones Dome)
 Washington Redskins (Lucas Oil Stadium) Fri
 Green Bay Packers (Lucas Oil Stadium) Fri
 Cincinnati Bengals (Paul Brown Stadium) Thu

2012 RECORD: 2-2
 8/12 38-3 W 64,133
 8/19 24-26 L 54,559
 8/25 17-30 L 60,047
 8/30 20-16 W 65,035

OPPONENT
 St. Louis Rams (Lucas Oil Stadium) Sun
 Pittsburgh Steelers (Heinz Field) Sun
 Washington Redskins (FedExField)
 Cincinnati Bengals (Lucas Oil Stadium) Thu

2013 RECORD: 2-2
 8/11 20-44 L 66,181
 8/18 20-12 W 75,491
 8/24 27-6 W 65,626
 8/29 10-27 L 49,229

OPPONENT
 Buffalo Bills (Lucas Oil Stadium) Sun
 New York Giants (MetLife Stadium) Sun
 Cleveland Browns (Lucas Oil Stadium)
 Cincinnati Bengals (Paul Brown Stadium) Thu

2014 RECORD: 0-4
 8/7 10-13 L 78,160
 8/16 26-27 L 65,350
 8/23 17-23 L 65,565
 8/28 7-35 L 42,020

OPPONENT
 New York Jets (MetLife Stadium) Thu
 New York Giants (MetLife Stadium) Sat
 New Orleans Saints (Lucas Oil Stadium) Sat
 Cincinnati Bengals (Paul Brown Stadium) Thu

PRESEASON SERIES RECORDS
Won 149, Lost 140, Tied 4

	Won	Lost	Tied	First Meeting		Won	Lost	Tied	First Meeting
Arizona Cardinals.....	6	5	1	1953	Minnesota Vikings.....	4	6	0	1961
Atlanta Falcons.....	2	8	0	1973	New England Patriots.....	2	0	0	1967
Buffalo Bills.....	3	4	0	1969	New Orleans Saints.....	7	6	0	1975
Carolina Panthers.....	0	1	0	2008	New York Giants.....	8	6	0	1953
Chicago Bears.....	5	8	1	1957	New York Jets.....	0	2	0	2004
Cincinnati Bengals.....	8	15	0	1985	Oakland Raiders.....	4	2	0	1968
Cleveland Browns.....	6	2	0	1953	Philadelphia Eagles.....	10	9	0	1953
College All-Stars.....	3	0	0	1959	Pittsburgh Steelers.....	11	10	0	1953
Dallas Cowboys.....	5	4	0	1960	St. Louis Rams.....	1	2	0	2006
Denver Broncos.....	6	7	0	1970	San Diego Chargers.....	2	2	0	1969
Detroit Lions.....	13	7	1	1964	San Francisco 49ers.....	0	1	0	2010
Green Bay Packers.....	5	4	0	1980	Seattle Seahawks.....	9	9	0	1981
Kansas City Chiefs.....	3	1	0	1970	Tampa Bay Buccaneers.....	3	2	0	1977
Miami Dolphins.....	2	2	0	1968	Tennessee Titans.....	5	2	0	1969
					Washington Redskins.....	15	13	1	1953

ADMINISTRATION
 COACHING STAFF
 FOOTBALL OPERATIONS
 BUSINESS OPERATIONS
 PLAYERS
 2014 SEASON IN REVIEW
 COLTS HISTORY
RECORDS
 COLTS IN THE COMMUNITY

ALL-TIME SERIES RECORDS

(HOME GAMES IN BLUE; PLAYOFF GAMES IN **BOLD**; *OT;
RECORDS DENOTE THE RESPECTIVE WON-LOSS MARKS OF EACH TEAM ENTERING THE GAME)

COLTS vs. ARIZONA

Points-Allowed: 319-273

Regular Season: 8-7
Home: 213-162

Home: 6-4
Away: 106-111

Away: 2-3
Colts Longest Series Streaks: Won 4, Lost 4

DATE	RECORDS		RESULTS	DATE	RECORDS		RESULTS	DATE	RECORDS		RESULTS
	COLTS	OP			COLTS	OP			COLTS	OP	
11/19/61	4-5	4-5	16-0 W	10/8/78	1-4	0-5	30-17 W	12/20/92	7-7	4-10	16-13 W
10/12/64	3-1	3-0-1	47-27 W	10/26/80	4-3	2-5	10-17 L	9/1/96	0-0	0-0	20-13 W
11/17/68	8-1	5-3-1	27-0 W	11/22/81	1-10	4-7	24-35 L	11/1/06	13-2	5-10	17-13 W
9/17/72	0-0	0-0	3-10 L	9/16/84	1-1	1-1	33-34 L	9/27/09	2-0	1-1	31-10 W
12/4/76	10-2	8-4	17-24 L	12/2/90	5-6	3-8	17-20 L	11/24/13	7-3	6-4	11-40 L

STADIUMS: Memorial 3-3 Hoosier/RCA 3-1 Busch Memorial 1-1 Sun Devil 0-1 University of Phoenix Stadium 1-1
CARDINALS: Chicago 1953-59 St. Louis 1960-87 Phoenix/Arizona 1988-present

COLTS vs. ATLANTA

Points-Allowed: 408-230

Regular Season: 13-2
Home: 194-111

Home: 6-1
Away: 214-119

Away: 7-1
Colts Longest Series Streaks: Won 10, Lost 1

DATE	RECORDS		RESULTS	DATE	RECORDS		RESULTS	DATE	RECORDS		RESULTS
	COLTS	OP			COLTS	OP			COLTS	OP	
11/13/66	6-2	0-8	19-7 W	10/5/69	0-2	1-1	21-14 W	12/6/98	2-10	10-2	21-28 L
9/17/67	0-0	0-0	38-31 W	11/30/69	6-4	3-7	13-6 W	12/16/01	4-8	6-6	41-27 W
11/12/67	6-0-2	1-6-1	49-7 W	11/17/74	1-8	2-7	17-7 W	12/14/03	10-3	3-10	38-7 W
9/23/68	1-0	0-1	28-20 W	12/7/86	0-13	6-6-1	28-23 W	11/22/07	8-2	3-7	31-13 W
12/1/68	10-1	2-9	44-0 W	9/24/89	0-2	1-1	13-9 W	11/6/11	0-9	4-3	7-31 L

Sweeps: Colts (3): 1967,68,69
STADIUMS: Memorial 3-0 Hoosier/RCA 3-0 Lucas Oil 0-1 Grant Field 1-0 Fulton County 5-0 Georgia Dome 1-1

COLTS vs. BALTIMORE

Points-Allowed: 316-243

Regular Season: 8-3
Home: 139-70

Home: 5-0
Away: 177-173

Away: 3-3
Colts Longest Series Streaks: Won 8, Lost 2
Playoffs: 2-1

DATE	RECORDS		RESULTS	DATE	RECORDS		RESULTS	DATE	RECORDS		RESULTS
	COLTS	OP			COLTS	OP			COLTS	OP	
10/13/96	4-1	2-3	26-21 W	9/11/05	0-0	0-0	24-7 W	1/16/10	14-2	10-7	20-3 W
11/29/98	2-9	4-7	31-38 L	1/13/07	13-4	13-3	15-6 W	12/11/11	0-13	9-3	10-24 L
12/2/01	4-6	7-4	27-39 L	12/9/07	10-2	4-8	44-20 W	16/13	11-5	10-6	9-24 L
10/13/02	3-1	2-2	22-20 W	10/12/08	2-2	2-2	31-3 W	10/5/14	2-2	3-1	20-13 W
12/19/04	10-3	8-5	20-10 W	11/22/09	9-0	5-4	17-15 W				

STADIUMS: Hoosier/RCA 3-0 Lucas Oil 3-0 Raven's Stadium at Camden Yard/PSINet/M&T Bank 4-4

COLTS vs. BUFFALO

Points-Allowed: 1298-1390

Regular Season: 31-35-1 Home: 18-14-1
Home: 696-664 Away: 602-726

Away: 13-21
Colts Longest Series Streaks: Won 6, Lost 6

DATE	RECORDS		RESULTS	DATE	RECORDS		RESULTS	DATE	RECORDS		RESULTS
	COLTS	OP			COLTS	OP			COLTS	OP	
11/15/70	7-1	3-5	17-17 T	10/4/81	1-3	12-12	17-23 L	1/2/94	4-11	11-4	10-30 L
12/13/70	9-2-1	3-8-1	20-14 W	11/28/82	0-3	2-1	0-20 L	10/16/94	2-4	4-2	27-17 W
10/10/71	2-1	0-3	43-0 W	9/18/83	1-1	1-1	23-28 L	12/24/94	7-8	7-8	10-9 W
12/5/71	8-3	1-10	24-0 W	10/16/83	4-2	4-2	7-30 L	9/17/95	1-1	1-1	14-20 L
10/1/72	0-2	1-1	17-0 W	9/30/84	1-3	0-4	31-17 W	11/5/95	5-3	5-3	10-16 L
12/3/72	4-7	3-8	35-7 W	12/2/84	4-9	1-12	15-21 L	10/6/96	4-0	3-1	13-16 L*
10/14/73	1-3	3-1	13-31 L	10/6/85	1-3	0-4	49-17 W	12/1/96	6-6	9-3	13-10 W*
11/25/73	2-8	5-5	17-24 L	10/20/85	2-4	0-6	9-21 L	9/21/97	0-3	1-2	35-37 L
10/13/74	0-4	3-1	14-27 L	10/19/86	0-6	1-5	13-24 L	10/20/97	0-6	3-3	16-9 L
12/1/74	2-9	8-3	0-6 L	12/14/86	1-13	4-10	24-14 W	10/11/98	1-4	1-3	24-31 L
10/12/75	1-2	3-0	31-38 L	10/4/87	0-2	1-1	47-6 W	11/22/98	2-8	6-4	11-34 L
11/9/75	3-4	5-2	42-35 W	12/13/87	7-5	6-6	3-27 L	9/12/99	0-0	0-0	31-14 W
10/17/76	4-1	2-3	31-13 W	10/9/88	1-4	4-1	23-34 L	1/2/00	13-2	10-5	6-31 L
12/12/76	10-3	2-11	58-20 W	12/18/88	8-7	12-3	17-14 W	10/1/00	2-1	2-1	18-16 W
12/2/77	2-0	0-2	17-14 W	10/8/89	2-2	3-1	37-14 W	12/11/00	7-6	7-6	44-20 W
11/13/77	7-1	2-6	31-13 W	11/12/89	4-5	6-3	17-30 L	9/23/01	1-0	0-1	42-26 W
9/24/78	1-2	0-3	17-24 L	9/9/90	0-0	0-0	10-26 L	11/4/01	3-3	1-5	30-14 W
12/17/78	5-10	4-11	14-21 L	12/9/90	5-7	10-2	17-31 L	11/23/03	8-2	4-6	17-14 W
9/30/79	0-4	2-2	13-31 L	10/13/91	0-6	5-1	16-42 L	11/12/06	8-0	3-5	17-16 W
10/21/79	1-6	3-4	13-13 W	12/15/91	1-13	12-2	17-35 L	1/3/10	14-1	5-10	7-30 L
10/12/80	3-2	5-0	17-12 W	9/20/92	1-1	2-0	10-38 L	11/25/12	6-4	4-6	20-13 W
11/30/80	6-6	9-3	28-24 W	11/29/92	4-7	9-2	16-13 W*				
9/13/81	1-0	11-10	13-35 L	11/21/93	3-6	7-2	19-23 L				

Sweeps: Colts (8): 1971,72,76,77,80,94,00,01 Bills (11): 1973,74,78,81,83,90,91,93,95,97,98

Splits (11): 1975,79,84-89,92,96,99

STADIUMS: Memorial 5-7-1 Hoosier/RCA 12-7 Lucas Oil 1-0 War Memorial 3-0 Rich/Ralph Wilson 10-21



COLTS vs. CAROLINA

Points-Allowed: 99-97

Regular Season: 1-4

Home: 3-0

Home: 0-3

Away: 41-20

Away: 1-1

Colts Longest Series Streaks: Won 1, Lost 3

DATE	RECORDS		RESULTS	DATE	RECORDS		RESULTS	DATE	RECORDS		RESULTS
	COLTS	OP			COLTS	OP			COLTS	OP	
12/3/95	7-5	5-7	10-13 L	10/12/03	5-0	4-0	20-23 L*	11/27/11	0-10	2-8	19-27 L
12/27/98	3-12	3-12	19-27 L	10/28/07	6-0	4-2	31-7 W				

STADIUMS: Hoosier/RCA 0-2 Lucas Oil 0-1 Clemson Memorial 0-1 Bank of America Stadium 1-0

COLTS vs. CHICAGO

Points-Allowed: 898-866

Regular Season: 22-19

Home: 426-403

Home: 11-9

Away: 443-446

Away: 11-10

Playoffs: 1-0 (Neutral Site)

Colts Longest Series Streaks: Won 7, Lost 6

DATE	RECORDS		RESULTS	DATE	RECORDS		RESULTS	DATE	RECORDS		RESULTS
	COLTS	OP			COLTS	OP			COLTS	OP	
9/27/53	0-0	0-0	13-9 W	10/2/60	1-0	1-0	42-7 W	10/8/67	3-0	1-2	24-3 W
10/11/53	1-1	1-1	16-14 W	11/13/60	5-2	3-2-1	24-20 W	10/6/68	3-0	1-2	28-7 W
10/10/54	1-1	1-1	9-28 L	10/15/61	2-2	2-2	10-24 L	11/23/69	5-4	1-8	24-21 W
11/21/54	1-7	4-4	13-28 L	10/29/61	3-3	4-2	20-21 L	11/29/70	7-2-1	4-6	21-20 W
9/25/55	0-0	0-0	23-17 W	10/21/62	3-2	3-2	15-35 L	9/21/75	0-0	0-0	35-7 W
10/16/55	3-0	0-3	10-38 L	11/25/62	5-5	6-4	0-57 L	9/25/83	1-2	1-2	22-19 W*
9/30/56	0-0	0-0	28-21 W	10/6/63	1-2	3-0	3-10 L	12/8/85	3-10	12-1	10-17 L
10/21/56	1-2	2-1	27-58 L	11/3/63	3-4	6-1	7-17 L	9/11/88	0-1	1-0	13-17 L
10/5/57	1-0	0-1	21-10 W	9/27/64	1-1	1-1	52-0 W	11/17/91	1-9	8-2	17-31 L
11/17/57	4-3	3-4	29-14 W	11/8/64	7-1	2-6	40-24 W	11/5/00	6-2	1-7	24-27 L
10/4/58	1-0	1-0	51-38 W	11/7/65	6-1	4-3	26-21 W	11/21/04	6-3	4-5	41-10 W
11/6/58	6-1	5-2	17-0 W	12/5/65	9-1-1	7-4	0-13 L	2/4/07	15-4	15-3	29-17 W
10/3/59	1-0	0-1	21-26 L	10/9/66	2-1	1-2	17-27 L	9/7/08	0-0	0-0	13-29 L
10/18/59	2-1	1-2	21-7 W	12/4/66	7-4	4-5-2	21-16 W	9/9/12	0-0	0-0	21-41 L

Sweeps: Colts (6): 1953,57,58,60,64 Bears (4): 1954,61,62,63

Splits (5): 1955,56,59,65,66

STADIUMS: Memorial 11-6 Hoosier/RCA 0-2 Lucas Oil 0-1 Wrigley Field 9-7 Soldier Field 2-3 Dolphin Stadium 1-0

COLTS vs. CINCINNATI

Points-Allowed: 736-607

Regular Season: 17-10

Home: 431-318

Home: 10-6

Away: 305-289

Away: 7-4

Playoffs: 2-0

Colts Longest Series Streaks: Won 7, Lost 3

DATE	RECORDS		RESULTS	DATE	RECORDS		RESULTS	DATE	RECORDS		RESULTS
	COLTS	OP			COLTS	OP			COLTS	OP	
12/26/70	11-2-1	8-6	17-0 W	10/22/89	3-3	4-2	23-12 W	10/6/02	2-1	0-4	28-21 W
11/19/72	2-7	5-4	20-19 W	10-19 W	4-6	6-4	34-20 W	11/20/05	9-0	7-2	45-37 W
11/3/74	1-6	4-3	18-24 L	12/27/92	8-7	5-10	21-17 W	12/18/06	10-3	8-5	34-16 W
9/19/76	1-0	1-0	28-27 W	9/12/93	0-1	0-1	9-6 W	12/7/08	8-4	1-10-1	35-3 W
11/4/79	3-6	2-7	38-28 W	11/20/94	4-6	2-8	17-13 W	11/14/10	5-3	2-6	23-17 W
12/7/80	7-6	4-9	33-34 L	9/3/95	0-0	0-0	21-24 L*	10/6/11	0-5	3-2	17-27 L
10/11/81	1-4	3-2	19-41 L	12/22/96	9-6	7-8	24-31 L	12/8/13	8-4	8-4	28-42 L
12/5/82	0-4	3-1	17-20 L	11/9/97	0-9	2-7	13-28 L	10/19/14	4-2	3-1-1	27-0 W
10/2/83	2-2	1-3	34-31 W	12/13/98	2-11	2-11	39-26 W	1/4/14	11-5	10-5-1	20-10 W
9/13/87	0-0	0-0	21-23 L	10/24/99	3-2	1-5	31-10 W				

STADIUMS: Memorial 3-3 Hoosier/RCA 4-3 Lucas Oil 4-0 Riverfront/Cinergy 7-2 Paul Brown Stadium 1-2

COLTS vs. CLEVELAND

Points-Allowed: 602-640

Regular Season: 14-14

Home: 268-314

Home: 6-9

Away: 334-326

Away: 8-5

Playoffs: 2-2

Colts Longest Series Streaks: Won 5, Lost 6

DATE	RECORDS		RESULTS	DATE	RECORDS		RESULTS	DATE	RECORDS		RESULTS
	COLTS	OP			COLTS	OP			COLTS	OP	
11/11/56	2-3	2-4	21-7 W	9/16/79	0-2	2-0	10-13 L	9/26/93	1-1	3-0	23-10 W
11/11/59	4-1	3-2	31-38 L	11/9/80	5-4	6-3	27-28 L	9/25/94	1-2	2-1	14-21 L
10/14/62	2-2	2-2	36-14 W	10/25/81	1-6	3-4	28-42 L	12/26/99	12-2	2-13	29-28 W
12/27/64	12-2	10-3-1	0-27 L	11/27/83	6-6	7-5	23-41 L	12/15/02	8-5	7-6	28-23 W
10/20/68	5-0	2-3	20-30 L	11/2/86	0-8	5-3	9-24 L	9/7/03	0-0	0-0	9-6 W
12/29/68	14-1	11-4	34-0 W	12/6/87	6-5	7-4	9-7 W	9/25/05	3-0	1-1	13-6 W
9/26/71	1-0	1-0	13-14 L	1/9/88	9-6	10-5	21-38 L	11/30/08	7-4	4-7	10-6 W
12/26/71	10-4	9-5	20-3 W	9/19/88	0-2	1-1	17-23 L	9/18/11	0-1	0-1	19-27 L
9/16/73	0-0	0-0	14-24 L	12/10/89	6-7	7-5-1	23-17 W*	10/21/12	2-3	1-5	17-13 W
11/2/75	2-4	0-6	21-7 W	12/1/91	1-11	5-7	0-31 L	12/7/14	8-4	7-5	25-24 W
11/19/78	5-6	5-6	24-45 L	9/6/92	0-0	0-0	14-3 W				

STADIUMS: Memorial 1-5 Hoosier/RCA 4-3 Lucas Oil 1-1 Municipal/Cleveland 5-7 Cleveland Browns Stadium 5-0

BROWNS: Cleveland 1953-95, 1999-present

COLTS vs. DALLAS

Points-Allowed: 268-384

Regular Season: 5-10

Home: 121-160

Home: 3-4

Away: 131-211

Away: 2-6

Playoffs: 1-0 (Neutral Site)

Colts Longest Series Streaks: Won 3, Lost 6

DATE	RECORDS		RESULTS	DATE	RECORDS		RESULTS	DATE	RECORDS		RESULTS
	COLTS	OP			COLTS	OP			COLTS	OP	
10/30/60	3-2	0-5	45-7 W	9/4/78	0-0	0-0	0-38 L	11/17/02	5-4	3-6	20-3 W
12/3/67	9-0-2	8-3	23-17 W	12/6/81	1-12	10-3	13-37 L	11/19/06	9-0	5-4	14-21 L
12/13/69	7-4-1	9-2-1	10-27 L	10/28/84	3-5	5-3	3-22 L	12/5/10	6-5	3-8	28-31 L*
1/17/71	13-2-1	12-4	16-13 W	10/10/93	2-2	2-2	3-27 L	1/18/14	10-4	10-4	7-42 L
10/15/72	1-3	3-1	0-21 L	9/15/96	2-0	1-1	25-24 W				
9/26/76	2-0	2-0	27-30 L	10/31/99	4-2	4-2	34-24 W				

STADIUMS: Memorial 1-2 Hoosier/RCA 2-1 Lucas Oil 0-1 Cotton Bowl 1-1 Texas 1-4 AT&T 0-1 Orange Bowl 1-0

ADMINISTRATION

COACHING STAFF

FOOTBALL OPERATIONS

BUSINESS OPERATIONS

PLAYERS

2014 SEASON IN REVIEW

COLTS HISTORY

RECORDS

COLTS IN THE COMMUNITY



COLTS vs. DENVER

Points-Allowed: 550-515

Regular Season: 9-12

Home: 346-249

Home: 6-5

Away: 204-266

Away: 3-7

Colts Longest Series Streaks: Playoffs: 3-0

Playoffs: 3-0

Won 6, Lost 4

Table with columns: DATE, RECORDS (COLTS, OP), RESULTS, DATE, RECORDS (COLTS, OP), RESULTS, DATE, RECORDS (COLTS, OP), RESULTS. Includes game logs from 11/10/74 to 10/31/88.

Sweeps: Broncos (1): 1983
STADIUMS: Memorial 1-2 Hoosier/RCA 5-3 Lucas Oil 2-0 Mile High 0-5 INVESCO Field/Sports Authority Field 4-2

COLTS vs. DETROIT

Points-Allowed: 895-811

Regular Season: 21-18-2

Home: 476-389

Home: 11-9-1

Away: 419-422

Away: 10-9-1

Colts Longest Series Streaks: Won 4, Lost 4

Table with columns: DATE, RECORDS (COLTS, OP), RESULTS, DATE, RECORDS (COLTS, OP), RESULTS, DATE, RECORDS (COLTS, OP), RESULTS. Includes game logs from 10/3/53 to 10/11/59.

Sweeps: Colts (3): 1958,59,63 Lions (5): 1953,54,56,60,62
STADIUMS: Memorial 8-8-1 Hoosier/RCA 2-1 Lucas Oil 1-0 Briggs/Tiger 7-8-1 Silverdome 1-1 Ford Field 2-0

COLTS vs. GREEN BAY

Points-Allowed: 960-935

Regular Season: 21-20-1

Home: 570-453

Home: 13-8-1

Away: 390-482

Away: 8-12

Colts Longest Series Streaks: Playoffs: 0-1

Won 4, Lost 5

Table with columns: DATE, RECORDS (COLTS, OP), RESULTS, DATE, RECORDS (COLTS, OP), RESULTS, DATE, RECORDS (COLTS, OP), RESULTS. Includes game logs from 10/18/53 to 10/9/60.

Sweeps: Colts (4): 1955,58,59,64 Packers (6): 1953,54,62,63,65,66
STADIUMS: Memorial 9-8-1 Hoosier/RCA 3-0 Lucas Oil 1-0 Green Bay City Field 0-1 Lambeau 3-7 County 5-5

COLTS vs. HOUSTON

Points-Allowed: 714-508

Regular Season: 22-4

Home: 382-200

Home: 13-0

Away: 332-308

Away: 9-4

Colts Longest Series Streaks: Won 9, Lost 1

Table with columns: DATE, RECORDS (COLTS, OP), RESULTS, DATE, RECORDS (COLTS, OP), RESULTS, DATE, RECORDS (COLTS, OP), RESULTS. Includes game logs from 9/22/02 to 9/17/06.

Sweeps: Colts (8): 2002-05,07-09,13-14 Texans (0):
STADIUMS: Hoosier/RCA 6-0 Lucas Oil 7-0 Reliant Stadium 9-4

ADMINISTRATION

COACHING STAFF

FOOTBALL OPERATIONS

BUSINESS OPERATIONS

PLAYERS

2014 SEASON IN REVIEW

COLTS HISTORY


RECORDS

COLTS IN THE COMMUNITY

COLTS vs. JACKSONVILLE
Points-Allowed: 714-525

Regular Season: 20-8 Home: 10-4 Away: 10-4
Home: 311-220 Away: 403-305
Colts Longest Series Streaks: Won 5, Lost 3

DATE	RECORDS		RESULTS	DATE	RECORDS		RESULTS	DATE	RECORDS		RESULTS
	COLTS	OP			COLTS	OP			COLTS	OP	
12/10/95	7-6	3-10	41-31 W	9/24/06	2-0	2-0	21-14 W	11/13/11	0-9	2-6	3-17 L
9/25/00	1-1	2-1	43-14 W	12/10/06	10-2	7-5	17-44 L	1/1/12	2-13	4-11	13-19 L
9/8/02	0-0	0-0	28-25 W	10/22/07	5-0	4-1	29-7 W	9/23/12	1-1	0-2	17-22 L
12/29/02	9-6	6-9	20-13 W	12/2/07	9-2	8-3	28-25 W	11/8/12	5-3	1-7	27-10 W
9/21/03	2-0	0-2	23-13 W	9/21/08	7-1	0-2	21-23 L	9/29/13	2-1	0-3	37-3 W
11/9/03	7-1	1-7	23-28 L	12/18/08	10-4	5-9	31-24 W	12/29/13	10-5	4-11	30-10 W
10/3/04	2-1	3-0	24-17 W	9/13/09	0-0	0-0	14-12 W	9/21/14	0-2	0-2	44-17 W
10/24/04	4-1	4-2	24-27 L	12/17/09	13-0	7-6	35-31 W	11/23/14	6-4	1-9	23-3 W
9/18/05	1-0	1-0	10-3 W	10/3/10	2-1	1-2	28-31 L				
12/11/05	12-0	9-3	26-18 W	12/19/10	7-6	8-5	34-24 W				

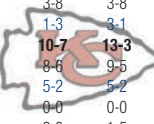


Sweeps: Colts (5): 2002,05,07,09,13-14 Jaguars (1): 2011
Splits (6): 2003,04,06,08,10,12
STADIUMS: Hoosier/RCA 6-1 Lucas Oil 4-3 Jacksonville Municipal/Alltel/EverBank 10-4

COLTS vs. KANSAS CITY
Points-Allowed: 512-465

Regular Season: 12-8 Home: 5-4 Away: 7-4
Home: 235-213 Away: 277-252
Colts Longest Series Streaks: Won 7, Lost 2

DATE	RECORDS		RESULTS	DATE	RECORDS		RESULTS	DATE	RECORDS		RESULTS
	COLTS	OP			COLTS	OP			COLTS	OP	
9/28/70	1-0	0-1	24-44 L	11/24/85	3-8	3-8	7-20 L	10/31/04	4-2	2-4	35-45 L
12/10/72	5-7	6-6	10-24 L	10/7/90	1-3	3-1	23-19 W	1/6/07	12-4	9-7	23-8 W
11/30/75	6-4	5-5	28-14 W	1/7/96	10-7	13-3	10-7 W	11/18/07	7-2	4-5	13-10 W
10/16/77	4-0	0-4	17-6 W	12/15/96	8-6	9-5	24-19 W	10/10/10	2-2	3-0	19-9 W
9/27/79	0-0	0-0	0-14 L	11/7/99	5-2	5-2	25-17 W	10/9/11	0-4	1-3	24-28 L
12/9/79	4-10	6-8	7-10 L	9/3/00	0-0	0-0	27-14 W	12/23/12	9-5	2-12	20-13 W
11/2/80	4-4	4-4	31-24 W	10/25/01	2-3	1-5	35-28 W	12/22/13	9-5	11-3	23-7 W
12/21/80	7-8	7-8	28-38 L	1/11/04	13-4	13-3	38-31 W	1/4/14	11-5	11-5	45-44 W




Sweeps: Chiefs (1): 1979
Splits (1): 1980
STADIUMS: Memorial 1-3 Hoosier/RCA 4-0 Lucas Oil 2-1 Arrowhead 9-4

COLTS vs. MIAMI
Points-Allowed: 1230-1627

Regular Season: 25-45 Home: 14-22 Away: 11-23
Home: 658-728 Away: 572-899
Colts Longest Series Streaks: Won 5, Lost 14

DATE	RECORDS		RESULTS	DATE	RECORDS		RESULTS	DATE	RECORDS		RESULTS
	COLTS	OP			COLTS	OP			COLTS	OP	
11/1/70	5-1	4-2	35-0 W	11/1/81	1-7	5-2-1	10-27 L	10/24/93	2-3	4-1	27-41 L
11/22/70	7-1-1	5-4	17-34 L	9/19/82	0-1	1-0	20-24 L	11/6/94	4-5	6-2	21-22 L
11/21/71	7-2	7-1-1	14-17 L	1/2/83	0-7-1	6-2	7-34 L	12/18/94	6-8	9-5	10-6 W
12/11/71	9-3	9-2-1	14-3 W	10/23/83	4-3	4-3	7-21 L	10/8/95	2-2	4-0	27-24 W*
1/2/72	11-4	11-3-1	0-21 L	11/20/83	6-5	7-4	0-37 L	11/26/95	6-5	6-5	36-28 W
10/29/72	1-5	6-0	0-23 L	9/23/84	1-2	3-0	7-44 L	9/23/96	3-0	3-0	10-6 W
12/16/72	5-8	13-0	0-16 L	12/9/84	4-10	12-2	17-35 L	11/10/96	5-4	4-5	13-37 L
11/11/73	2-6	7-1	0-44 L	9/15/85	0-1	0-1	13-30 L	8/31/97	0-0	0-0	10-16 L
12/9/73	2-10	11-1	16-3 W	11/17/85	3-7	6-4	20-34 L	12/14/97	2-12	9-5	41-0 W
10/27/74	1-5	4-2	7-17 L	9/14/86	0-1	0-1	10-30 L	9/6/98	0-0	0-0	15-24 L
12/8/74	2-10	9-3	16-17 L	10/26/86	0-7	2-5	13-17 L	11/8/98	1-7	5-3	14-27 L
11/23/75	5-4	7-2	33-17 W	9/20/87	0-1	0-1	10-23 L	10/10/99	2-1	2-0	31-34 L
12/14/75	8-4	9-3	10-7 W*	11/15/87	4-4	4-4	40-21 W	12/5/99	9-2	8-3	37-34 W
10/10/76	3-1	2-2	28-14 W	9/25/88	0-3	1-2	15-13 W	11/26/00	7-4	8-3	14-17 L
11/22/76	8-2	5-5	17-16 W	12/4/88	7-6	5-8	31-28 W	12/17/00	8-6	10-4	20-13 W
10/9/77	3-0	3-0	45-28 W	11/5/89	4-4	4-4	13-19 L	12/30/00	10-6	11-5	17-23 L*
12/5/77	9-2	8-3	6-17 L	12/17/89	7-7	8-6	42-13 W	11/11/01	4-3	5-2	24-27 L
9/10/78	0-1	0-1	0-42 L	10/28/90	2-4	5-1	7-27 L	12/10/01	4-7	8-3	6-41 L
10/29/78	3-5	5-3	8-26 L	12/30/90	7-8	11-4	17-23 L	9/15/02	1-0	1-0	13-21 L
11/11/79	4-6	6-4	0-19 L	9/8/91	0-1	0-1	6-17 L	11/2/03	6-1	4-2	23-17 W
11/25/79	4-8	7-5	24-28 L	11/3/91	0-8	3-5	6-10 L	12/31/06	11-4	6-9	27-22 W
10/5/80	2-2	3-1	30-17 W	10/25/92	3-3	6-0	31-20 W	9/21/09	1-0	0-1	27-23 W
12/14/80	7-7	7-7	14-24 L	11/8/92	4-4	6-2	0-28 L	11/4/12	4-3	4-3	23-20 W
9/27/81	1-2	3-0	28-31 L	9/5/93	0-0	0-0	20-24 L	9/5/13	1-0	1-0	20-24 L



Sweeps: Colts (4): 1975,76,88,95 Dolphins (15): 1972,74,78,79,81-86,90,91,93,98,01
Splits (13): 1970,71,73,77,80,87,89,92,94,96,97,99,00
STADIUMS: Memorial 6-8 Hoosier/RCA 7-13 Lucas Oil 1-1 Orange Bowl 3-15 Joe Robbie/Pro Player/LandShark 8-10

ADMINISTRATION
COACHING STAFF
FOOTBALL OPERATIONS
BUSINESS OPERATIONS
PLAYERS
2014 SEASON IN REVIEW
COLTS HISTORY
RECORDS
COLTS IN THE COMMUNITY



COLTS vs. MINNESOTA

Points-Allowed: 609-496

Regular Season: 15-7-1

Home: 319-188

Home: 10-0

Away: 290-308

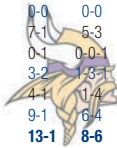
Away: 5-7-1

Colts Longest Series Streaks:

Playoffs: 1-0

Won 5, Lost 5

Table with columns: DATE, RECORDS (COLTS, OP), RESULTS, DATE, RECORDS (COLTS, OP), RESULTS, DATE, RECORDS (COLTS, OP), RESULTS. Includes game dates from 10/1/61 to 11/15/64.



Sweeps: Colts (4): 1962,63,65,66 Stadiums: Memorial 8-0 Hoosier/RCA 2-0 Lucas Oil 1-0 Metropolitan 4-4-1 HHH Metrodome 1-3 Splits (2): 1961,64

COLTS vs. NEW ENGLAND

Points-Allowed: 1486-1967

Regular Season: 28-46

Home: 792-894

Home: 16-21

Away: 694-1073


Away: 12-25

Colts Longest Series Streaks:

Playoffs: 1-4

Won 3, Lost 7

Table with columns: DATE, RECORDS (COLTS, OP), RESULTS, DATE, RECORDS (COLTS, OP), RESULTS, DATE, RECORDS (COLTS, OP), RESULTS. Includes game dates from 10/4/70 to 10/9/83.



Sweeps: Colts (5): 1970,72,81,83,95 Patriots (12): 1974,80,84-86,89,91,94,96,97,98,01 Splits (14): 1971,73,75-79,87,88,90,92,93,99,00 Stadiums: Memorial 8-6 Hoosier/RCA 7-14 Lucas Oil 2-1 Harvard 1-0 Schaefer/Sullivan/Foxboro 9-21 Gillette 2-8

COLTS vs. NEW ORLEANS

Points-Allowed: 261-282

Regular Season: 5-6

Home: 112-66

Home: 3-2

Away: 132-185

Away: 2-4

Colts Longest Series Streaks:

Playoffs (Neutral): 0-1

Won 3, Lost 5

Table with columns: DATE, RECORDS (COLTS, OP), RESULTS, DATE, RECORDS (COLTS, OP), RESULTS, DATE, RECORDS (COLTS, OP), RESULTS. Includes game dates from 12/10/67 to 10/12/86.



STADIUMS: Memorial 2-0 Hoosier/RCA 1-2 Tulane 1-0 Louisiana/Mercedes-Benz Superdome 1-4 Sun Life 0-1

COLTS vs. NEW YORK GIANTS

Points-Allowed: 410-305

Regular Season: 9-6

Home: 151-149

Home: 2-3

Away: 259-156

Away: 7-3

Colts Longest Series Streaks:

Playoffs: 2-0

Won 4, Lost 2

Table with columns: DATE, RECORDS (COLTS, OP), RESULTS, DATE, RECORDS (COLTS, OP), RESULTS, DATE, RECORDS (COLTS, OP), RESULTS. Includes game dates from 10/2/54 to 9/15/63.



STADIUMS: Memorial 2-1 Hoosier/RCA 0-2 Lucas Oil 1-0 Polo Grounds 0-1 Yankee 3-1 Shea 1-0 Giants 3-1 MetLife 1-0

ADMINISTRATION, COACHING STAFF, FOOTBALL OPERATIONS, BUSINESS OPERATIONS, PLAYERS IN REVIEW, COLTS HISTORY, RECORDS, COLTS IN THE COMMUNITY

COLTS vs. NEW YORK JETS

Points-Allowed: 1412-1474

Regular Season: 40-27

Home: 20-14

Home: 19-14

Away: 640-735

Away: 21-13

Colts Longest Series Streaks:

Playoffs: 1-3

Won 6, Lost 4

DATE	RECORDS		RESULTS	DATE	RECORDS		RESULTS	DATE	RECORDS		RESULTS
	COLTS	OP			COLTS	OP			COLTS	OP	
1/12/69	15-1	12-3	7-16 L	11/29/81	1-11	7-4-1	0-25 L	10/9/94	2-3	2-3	6-16 L
10/18/70	3-1	1-3	29-22 W	11/21/82	0-2	1-1	0-37 L	10/30/94	3-5	4-3	28-25 W
12/19/70	10-2-1	4-9	35-20 W	11/6/83	5-4	4-5	17-14 W	9/10/95	0-1	0-1	27-24 W
9/19/71	0-0	0-0	22-0 W	12/4/83	6-7	6-7	6-10 L	10/29/95	4-3	2-6	17-10 W
11/14/71	6-2	3-5	14-13 W	9/2/84	0-0	0-0	14-23 L	9/8/96	1-0	0-1	21-7 W
9/24/72	0-1	1-0	34-44 L	11/11/84	3-7	6-4	9-5 W	11/11/96	5-5	1-9	34-29 W
10/22/72	1-4	3-2	20-24 L	9/29/85	1-2	2-1	20-25 L	10/5/97	0-4	3-2	12-16 L
9/23/73	0-1	0-1	10-34 L	11/3/85	3-5	6-2	17-35 L	12/7/97	1-12	8-5	22-14 W
12/2/73	2-9	3-8	17-20 L	9/28/86	0-3	2-1	7-26 L	9/20/98	0-2	0-2	6-44 L
10/20/74	0-5	1-4	35-20 W	11/16/86	0-10	9-1	16-31 L	11/15/98	1-8	6-3	24-23 W
12/15/74	2-11	6-7	38-45 L	10/11/87	1-2	2-1	6-0 W	10/17/99	2-2	1-3	16-13 W
10/26/75	1-4	2-3	45-28 W	11/1/87	3-3	3-3	19-14 W	11/28/99	8-2	4-6	13-6 W
11/16/75	4-4	2-6	52-19 W	11/6/88	4-5	5-3-1	38-14 W	11/12/00	6-3	6-3	23-15 W
10/24/76	5-1	1-5	20-0 W	12/10/88	8-6	6-7-1	16-34 L	12/3/00	7-5	8-4	17-27 L
11/28/76	9-2	3-8	33-16 W	10/1/89	1-2	1-2	17-10 W	9/9/01	0-0	0-0	45-24 W
9/25/77	1-0	0-1	20-12 W	11/19/89	4-6	2-8	27-10 W	12/23/01	5-8	8-5	28-29 L
11/20/77	8-1	2-7	33-12 W	11/18/90	3-6	4-6	17-14 W	1/4/03	10-6	9-7	0-41 L
10/15/78	2-4	3-3	10-33 L	12/16/90	5-8	4-9	29-21 W	11/16/03	7-2	3-6	38-31 W
12/3/78	5-8	7-6	16-24 L	10/20/91	0-7	3-4	6-17 L	10/1/06	3-0	2-1	31-28 W
10/7/79	0-5	2-3	10-8 W	11/10/91	0-9	5-4	28-27 W	12/27/09	14-0	7-7	15-29 L
12/2/79	4-9	5-8	17-30 L	10/11/92	2-2	1-4	6-3* W	1/24/10	15-2	11-7	30-17 W
9/7/80	0-0	0-0	17-14 W	12/13/92	6-7	4-9	10-6 W	1/8/11	10-6	11-5	16-17 L
9/28/80	1-2	0-3	35-21 W	11/14/93	3-5	4-4	17-31 L	10/14/12	2-2	2-3	9-35 L
11/8/81	1-8	4-4-1	14-41 L	12/5/93	3-8	7-4	9-6 W				

Sweeps: Colts (13): 1970,71,75-77,80,87,89,90,92,95,96,99 Jets (6): 1972,73,78,81,85,86
Spits (12): 1974,79,83,84,88,91,93,94,97,98,00,01
STADIUMS: Memorial 7-6 Hoosier/RCA 12-7 Lucas Oil 1-2 Shea 8-6 Giants 13-7 MetLife 0-1 Orange Bowl 0-1

COLTS vs. OAKLAND

Points-Allowed: 347-356

Regular Season: 6-7

Home: 204-211

Home: 2-4

Away: 143-145

Away: 4-3

Colts Longest Series Streaks:

Playoffs: 1-1

Won 4, Lost 4

DATE	RECORDS		RESULTS	DATE	RECORDS		RESULTS	DATE	RECORDS		RESULTS
	COLTS	OP			COLTS	OP			COLTS	OP	
1/3/71	12-2-1	9-4-2	27-17 W	11/25/84	4-8	8-4	7-21 L	10/14/01	2-1	3-1	18-23 L
11/28/71	7-3	7-1-2	37-14 W	12/21/86	2-13	8-7	30-24 W	10/10/04	3-1	2-2	35-14 W
10/28/73	2-4	3-2-1	21-34 L	9/15/91	6-2	1-1	0-16 L	12/16/07	11-2	4-9	21-14 W
9/28/75	1-0	1-0	20-31 L	10/22/95	4-2	5-2	17-30 L	12/26/10	8-6	7-7	31-26 W
12/24/77	10-4	11-3	31-37 L*	9/10/00	1-0	1-0	31-38 L	9/8/13	0-0	0-0	21-17 W

STADIUMS: Memorial 1-3 Hoosier/RCA 1-2 Lucas Oil 1-0 Oakland/Alameda County/McAfee Coliseum 3-1
 LA Memorial Coliseum 1-2
RAIDERS: Los Angeles 1982-94

COLTS vs. PHILADELPHIA

Points-Allowed: 451-387

Regular Season: 10-8

Home: 220-152

Home: 5-3

Away: 231-235

Away: 5-5

Colts Longest Series Streaks:

Playoffs: 0-5

Won 2, Lost 3

DATE	RECORDS		RESULTS	DATE	RECORDS		RESULTS	DATE	RECORDS		RESULTS
	COLTS	OP			COLTS	OP			COLTS	OP	
11/15/53	3-4	4-2-1	14-45 L	10/1/78	1-3	2-2	14-17 L	12/5/96	7-6	8-5	37-10 W
11/21/65	8-1	3-6	34-24 W	11/15/81	1-9	8-2	13-38 L	11/21/99	7-2	3-7	44-17 W
9/24/67	1-0	1-0	38-6 W	10/30/83	4-4	4-4	22-21 W	11/10/02	4-4	6-2	35-13 W
10/13/69	1-2	1-2	24-20 W	10/14/84	2-4	2-4	7-16 L	11/26/06	9-1	5-5	45-21 W
12/6/70	8-2-1	2-8-1	29-10 W	9/30/90	0-3	1-2	24-23 W	11/7/10	5-2	4-3	24-26 L
9/29/74	0-2	1-1	10-30 L	12/19/93	4-9	5-8	10-20 L	9/15/14	0-1	1-0	27-30 L

STADIUMS: Memorial 3-1 Hoosier/RCA 2-1 Lucas Oil 1-0 Connie Mack 0-1 Franklin Field 1-0
 Veterans 4-3 Lincoln Financial 0-1

COLTS vs. PITTSBURGH

Points-Allowed: 448-662

Regular Season: 6-15

Home: 206-233

Home: 4-5

Away: 242-429

Away: 2-10

Colts Longest Series Streaks:

Playoffs: 0-5

Won 2, Lost 9

DATE	RECORDS		RESULTS	DATE	RECORDS		RESULTS	DATE	RECORDS		RESULTS
	COLTS	OP			COLTS	OP			COLTS	OP	
11/3/57	3-2	3-2	13-19 L	9/14/80	1-0	1-0	17-20 L	12/29/96	9-7	10-6	14-42 L
9/29/68	2-0	0-2	41-7 W	11/13/83	6-4	8-2	13-24 L	10/12/97	0-5	3-2	22-24 L
10/31/71	4-2	3-3	34-21 W	10/21/84	2-5	4-3	17-16 W	10/21/02	4-1	2-3	10-28 L
9/15/74	0-0	0-0	0-30 L	9/8/85	0-0	0-0	3-45 L	11/28/05	10-0	7-3	26-7 W
12/27/75	10-4	12-2	10-28 L	10/18/87	2-2	2-2	7-21 L	1/15/06	14-2	12-5	18-21 L
12/19/76	11-3	10-4	14-40 L	10/6/91	0-5	2-2	3-21 L	11/9/08	4-4	6-2	24-20 W
10/30/77	5-1	4-2	31-21 W	11/22/92	4-6	7-3	14-30 L	9/25/11	0-2	1-1	20-23 L
12/9/78	5-9	12-2	13-35 L	9/18/94	1-1	1-1	21-31 L	10/26/14	5-2	4-3	34-51 L
9/23/79	0-3	3-0	13-17 L	1/14/96	11-7	12-5	16-20 L				

STADIUMS: Memorial 2-4 Hoosier/RCA 2-2 Lucas Oil 0-1 Pitt 1-0 Three Rivers 0-11 Heinz 1-2

ADMINISTRATION
 COACHING STAFF
 FOOTBALL OPERATIONS
 BUSINESS OPERATIONS
 PLAYERS
 2014 SEASON IN REVIEW
 COLTS HISTORY
 RECORDS
 COLTS IN THE COMMUNITY



COLTS vs. ST. LOUIS

Points-Allowed: 936-950

Regular Season: 23-18-2

Home: 546-482

Home: 14-6-2

Away: 390-468

Away: 9-12

Colts Longest Series Streaks: Won 6, Lost 3

Table with columns: DATE, RECORDS (COLTS, OP), RESULTS, DATE, RECORDS (COLTS, OP), RESULTS, DATE, RECORDS (COLTS, OP), RESULTS. Rows list game dates and outcomes from 11/22/53 to 12/11/60.

Sweeps: Colts (5): 1959,62,64,65,68 Rams (1): 1953
Splits (9): 1954,56-58,60,61,63,66,69
STADIUMS: Memorial 12-4-2 Hoosier/RCA 2-1 Lucas Oil 0-1 LA Memorial Coliseum 8-10 Anaheim 0-1
RAMS: Dome at America's Center/Edward Jones 1-1 Los Angeles 1953-94

COLTS vs. SAN DIEGO

Points-Allowed: 499-665

Regular Season: 9-16

Home: 233-394

Home: 3-11

Away: 266-271

Away: 6-5

Colts Longest Series Streaks: Won 3, Lost 5

Playoffs: 1-2

Table with columns: DATE, RECORDS (COLTS, OP), RESULTS, DATE, RECORDS (COLTS, OP), RESULTS, DATE, RECORDS (COLTS, OP), RESULTS. Rows list game dates and outcomes from 9/20/70 to 10/23/88.

Sweeps: Chargers (1): 1992
Splits (1): 1987
STADIUMS: Memorial 0-2 Hoosier/RCA 3-9 Lucas Oil 0-1 Jack Murphy/Qualcomm 7-6

COLTS vs. SAN FRANCISCO

Points-Allowed: 1016-843

Regular Season: 25-18

Home: 532-405

Home: 14-7

Away: 484-438

Away: 11-11

Colts Longest Series Streaks: Won 13, Lost 5

Table with columns: DATE, RECORDS (COLTS, OP), RESULTS, DATE, RECORDS (COLTS, OP), RESULTS, DATE, RECORDS (COLTS, OP), RESULTS. Rows list game dates and outcomes from 11/29/53 to 11/27/60.

Sweeps: Colts (8): 1959,61,63-68 49ers (4): 1953,56,60,69
Splits (5): 1954,55,57,58,62
STADIUMS: Memorial 12-5 Hoosier/RCA 1-2 Lucas Oil 1-0 Kezar 9-8 Candlestick/3COM/Monster Park 2-3

COACHING ADMINISTRATION
FOOTBALL OPERATIONS
BUSINESS OPERATIONS
PLAYERS IN REVIEW
COLTS HISTORY
RECORDS
COLTS IN THE COMMUNITY

COLTS vs. SEATTLE
Points-Allowed: 241-248

Regular Season: 7-4
Home: 88-91

Home: 3-1
Away: 153-157

Away: 4-3
Colts Longest Series Streaks: Won 2, Lost 2

DATE	RECORDS		RESULTS	DATE	RECORDS		RESULTS	DATE	RECORDS		RESULTS
	COLTS	OP			COLTS	OP			COLTS	OP	
9/18/77	0-0	0-0	29-14 W	10/2/94	1-3	3-1	17-15 W	12/24/05	13-1	12-2	13-28 L
11/27/78	4-6	5-5	17-14 W	9/14/97	0-2	0-2	3-31 L	10/4/09	3-0	1-2	34-17 W
9/29/91	0-4	1-3	3-31 L	12/20/98	3-11	7-7	23-27 L	10/6/13	3-1	4-0	34-28 W
12/4/94	5-7	5-7	31-19 W	10/15/00	3-2	2-4	37-24 W				

Sweeps: Colts (1): 1994
STADIUMS: Hoosier/RCA 2-1 Lucas Oil 2-0 Kingdome 3-2 Husky Stadium 1-0 Qwest Field 0-1

COLTS vs. TAMPA BAY
Points-Allowed: 311-265

Regular Season: 7-5
Home: 188-128

Home: 4-2
Away: 123-137

Away: 3-3
Colts Longest Series Streaks: Won 3, Lost 2

DATE	RECORDS		RESULTS	DATE	RECORDS		RESULTS	DATE	RECORDS		RESULTS
	COLTS	OP			COLTS	OP			COLTS	OP	
10/3/76	2-1	0-3	42-17 W	10/16/88	1-5	2-4	35-31 W	11/2/97	0-8	5-3	28-31 L
9/9/79	0-1	1-0	26-29 L*	12/22/91	1-14	2-13	3-17 L	10/6/03	4-0	2-1	38-35 W*
12/15/85	3-11	2-12	31-23 W	10/4/92	1-2	3-1	24-14 W	10/7/07	4-0	3-1	33-14 W
12/27/87	8-6	4-10	24-6 W	9/11/94	1-0	0-1	10-24 L	10/3/11	0-3	2-1	17-24 L

STADIUMS: Memorial 1-1 Hoosier/RCA 3-1 Tampa 2-2 Raymond James 1-1

COLTS vs. TENNESSEE
Points-Allowed: 1036-776

Record: 27-13
Home: 619-393

Home: 16-6
Away: 417-383

Away: 11-7
Colts Longest Series Streaks: Won 7, Lost 3

Playoffs: 0-1
Colts Longest Series Streaks: Won 7, Lost 3

DATE	RECORDS		RESULTS	DATE	RECORDS		RESULTS	DATE	RECORDS		RESULTS
	COLTS	OP			COLTS	OP			COLTS	OP	
10/11/70	2-1	2-1	24-20 W	1/16/00	13-3	14-3	16-19 L	12/28/08	11-4	13-2	23-0 W
11/4/73	2-5	0-7	27-31 L	11/3/02	4-3	3-4	15-23 L	10/11/09	4-0	0-4	31-9 W
11/1/76	6-1	4-3	38-14 W	12/8/02	8-4	7-5	17-27 L	12/6/09	11-0	5-6	27-17 W
10/14/79	1-5	4-2	16-28 L	9/14/03	1-0	1-0	33-7 W	12/9/10	6-6	5-7	30-28 W
9/21/80	1-1	1-1	16-21 L	12/7/03	9-3	9-3	29-27 W	1/2/11	9-6	6-9	23-20 W
12/18/83	6-9	2-13	20-10 W	9/19/04	0-1	1-0	31-17 W	10/30/11	0-7	3-3	10-27 L
9/9/84	0-1	0-1	35-21 W	12/5/04	8-3	4-7	51-24 W	12/18/11	0-13	7-6	27-13 W
12/22/85	4-11	5-10	34-16 W	10/2/05	3-0	1-2	31-10 W	10/28/12	3-3	3-4	19-13 W*
11/23/86	0-11	2-9	17-31 L	12/4/05	11-0	3-8	35-3 W	12/9/12	8-4	4-8	27-23 W
11/29/87	5-5	6-4	51-27 W	10/8/06	4-0	0-4	14-13 W	11/14/13	6-3	4-5	30-27 W
9/4/88	0-0	0-0	14-17 L*	12/3/06	10-1	4-7	17-20 L	12/1/13	7-4	5-6	22-14 W
9/23/90	0-2	0-2	10-24 L	9/16/07	1-0	1-0	22-20 W	9/28/14	1-2	1-2	41-17 W
9/13/92	1-0	0-1	10-20 L	12/30/07	13-2	9-6	10-16 L	12/28/14	10-5	2-13	27-10 W
9/4/94	0-0	0-0	45-21 W	10/27/08	3-3	6-0	21-31 L				

Sweeps: Colts (7): 2003,04,05,09,10,12,13-14 Titans (1): 2002
STADIUMS: Memorial 2-2 Hoosier/RCA 7-5 Lucas Oil 7-0 Astrodome 2-3 Coliseum/LP Field 9-4
OILERS: Houston 1960-96
TITANS: 1999-present

COLTS vs. WASHINGTON
Points-Allowed: 780-602

Regular Season: 20-10
Home: 480-317

Home: 14-3
Away: 300-285

Away: 6-7
Colts Longest Series Streaks: Won 9, Lost 3

DATE	RECORDS		RESULTS	DATE	RECORDS		RESULTS	DATE	RECORDS		RESULTS
	COLTS	OP			COLTS	OP			COLTS	OP	
10/25/53	2-2	2-1-1	27-17 W	12/1/63	5-6	3-8	36-20 W	10/7/84	2-13	3-2	7-35 L
10/31/54	1-4	0-5	21-24 L	12/13/64	11-2	6-7	45-17 W	12/22/90	6-8	9-5	35-28 W
10/23/55	3-1	2-2	13-14 L	10/17/65	3-1	0-4	38-7 W	11/7/93	3-4	1-6	24-30 L
12/23/56	4-7	6-5	19-17 W	11/6/66	5-2	5-3	37-10 W	10/23/94	3-4	1-6	27-41 L
11/10/57	3-3	2-4	21-17 W	10/29/67	4-0-2	2-2-2	17-13 W	10/27/96	5-2	6-1	16-31 L
10/26/58	4-0	2-2	35-10 W	11/2/69	3-3	4-1-1	41-17 W	12/19/99	11-2	8-5	24-21 W
11/8/59	4-2	2-4	24-27 L	11/18/73	2-7	6-3	14-22 L	10/27/02	4-2	2-4	21-26 L
9/25/60	0-0	0-0	20-0 W	11/7/77	6-1	4-3	10-3 W	10/22/06	5-0	2-4	36-22 W
11/26/61	5-5	0-9-1	27-6 W	11/6/78	3-6	7-2	21-17 W	10/17/10	3-2	3-2	27-24 W
12/8/62	5-7	5-5-2	34-21 W	12/13/81	1-13	6-8	14-38 L	11/30/14	7-4	3-8	49-27 W

STADIUMS: Memorial 10-1 Hoosier/RCA 3-2 Lucas Oil 1-0 Griffith 1-2 D.C./RFK 4-4 FedEx 1-1

TOTAL:	RECORDS	POINTS (COLTS-OPPONENTS)
Memorial Stadium	122-91-5	5,071-4,347
Hoosier/RCA Dome	111-88-0	4,445-4,057
Lucas Oil Stadium	44-17-0	1,495-1,188
HOME WON-LOSS-TIED	277-196-5	11,011-9,592
Opposing Sites	229-250-2	9,714-10,760
Neutral Fields	2-2-0	69-77
WON-LOSS-TIED	508-448-7	20,794-20,429

*Neutral Fields (Four Super Bowls in Orange Bowl/Dolphin/Sun Life Stadium)

ADMINISTRATION
COACHING STAFF
FOOTBALL OPERATIONS
BUSINESS OPERATIONS
PLAYERS
2014 SEASON IN REVIEW
COLTS HISTORY
RECORDS
COLTS IN THE COMMUNITY





COLTS IN THE COMMUNITY



COLTS IN THE COMMUNITY

SHARING THE HEART BEHIND THE HORSESHOE

The Indianapolis Colts take great pride in playing an active role in the community and are committed to corporate citizenship throughout Indiana.

Leading by example, we hope to encourage and inspire our fellow Hoosiers to participate in the practice of giving back.

Our goal is to create lasting philanthropic partnerships and to maximize those relationships for the betterment of our community, thus, building a legacy of goodwill as we share the heart behind the horseshoe.

Here are just a few upcoming events this year that fans can get involved in:

- Saturday, August 22 Fill the Boot
- Thursday, September 3 Dayspring Center Collection
- Friday, September 18 The BIG Kickoff with United Way on Monument Circle
- Monday, September 21 School Supply Collection, benefiting Teacher's Treasures
- Friday, October 2 Pinking of the Canal
- Sunday, October 4 Backpack Attack
- Sunday, October 25 HopeLine Cell Phone Collection (presented by Verizon Wireless)
- Sunday, November 8 Toy Collection (presented by BOSE)
- Sunday, November 29 SACKing Hunger Food Drive (presented by Meijer)
- Saturday, December 12 Bleed Blue Blood Drive and Health Fair
- Sunday, December 20 Books for Youth Book Collection (presented by Cargo Services, Inc.)
- Sunday, January 3 Damar Services Collection



Visit www.colts.com/community for more information on all of the team's outreach efforts.



Education and Literacy

Throughout the year, the Colts empower young people with the gift of knowledge by providing books and tutoring for students who otherwise may not be able to afford those resources.

- **Books for Youth** has collected more than 850,000 books to fill backpacks for foster children.
- **Colts Day in Schools** provides more than 2,000 free books for students with a special reading appearance from Colts players.
- **Blue's School Shows** offer free educational shows to more than 100 Indiana schools every year.



ADMINISTRATION

COACHING STAFF

FOOTBALL OPERATIONS

BUSINESS OPERATIONS

PLAYERS

2014 SEASON IN REVIEW

COLTS HISTORY

RECORDS

COLTS IN THE COMMUNITY



COLTS IN THE COMMUNITY

SHARING THE HEART BEHIND THE HORSESHOE




Play 60

The Colts are dedicated to decreasing the childhood obesity epidemic in Indiana through our community outreach efforts. Sixty minutes. Every day. That's the simple message of the NFL Play 60 platform that the Colts share with local youth while providing the resources they need to live active, healthy lives.

Visit www.colts.com/PLAY60 for more information about the PLAY 60 initiative.

- **Fuel Up to PLAY 60** teaches youth the value of eating healthy to stay fit.
- More than 25,000 youth across the state participate in **Youth Football** camps, clinics, combines and grant programs which promote health, fitness and sports at all ages.
- **The PLAY 60 Challenge** is a six-week program that asks youth and families to be active at least 60 minutes each day.
- **Hispanic Heritage Month Clinic** provides a free football clinic for local Hispanic youth.
- The Colts annual **Hometown Huddle** establishes safe, renovated fitness rooms at local community centers.
- **Project Playground** engages the entire community to build a Colts-themed neighborhood playground each year.
- **The Colts PLAY 60 Zone** is a traveling fitness area designed to promote the PLAY 60 message and provide fun activities for youth throughout Central Indiana and at local community events.



ADMINISTRATION

COACHING
STAFFFOOTBALL
OPERATIONSBUSINESS
OPERATIONS

PLAYERS

2014 SEASON
IN REVIEWCOLTS
HISTORY

RECORDS

COLTS IN THE
COMMUNITY



COLTS IN THE COMMUNITY

SHARING THE HEART BEHIND THE HORSESHOE

ADMINISTRATION

COACHING
STAFF

FOOTBALL
OPERATIONS

BUSINESS
OPERATIONS

PLAYERS

2014 SEASON
IN REVIEW

COLTS
HISTORY

RECORDS

COLTS IN THE
COMMUNITY



Volunteerism

The Colts Community Tuesday program connects players with the opportunity to serve the community every Tuesday, using their only day off from practice. We also recognize our fans throughout the year who give their time and talent to make a difference in communities across Indiana.


- **Anthem Angels** recognizes individuals who have gone above the call of duty in their community.
- **Huntington Heroes** gives youth from a local community center a VIP experience at training camp.
- **Horseshoe Helpings** provides Thanksgiving meals to more than 2,000 low-income families.
- **Student All-Star Grants** offers grants for youth to complete a service project in their community.

2014 Player Awards

Punter Pat McAfee earned the **Colts Man of the Year** honor in 2014. McAfee and quarterback Matt Hasselbeck were also the recipients of the **Byron "Whizzer" White Award**.

These awards are given annually to a player who exemplifies a legacy of excellence on and off the field and who shows service to the team, community and country. The Colts Man of Year award is in honor of the late Chicago Bears running back Walter Payton and the Byron "Whizzer" White award is a tribute to the late Supreme Court Justice and former NFL Player, Byron "Whizzer" White.

As the Colts recipient of the **Ed Block Courage Award**, tight end Dwayne Allen was chosen by his teammates as the player who most exemplified principles of sportsmanship, professionalism, strength and courage during the season.





COLTS IN THE COMMUNITY

SHARING THE HEART BEHIND THE HORSESHOE



Holiday Outreach

The holiday season is a great time for giving and spreading joy. During the months of November and December, the Colts reach out to the community through various programs that ensure families receive gifts for the holidays. From hunger relief to providing toys to children in need and giving the gift of life through a blood drive, the Colts strive to spread good spirits to all.

- Each year, the Colts partner with the Indiana Blood Center to present the largest blood drive in Indiana - the **Bleed Blue Blood Drive and Health Fair**.
- Prior to each Colts home game, **Gameday Collections** gather donations for charities from fans and visitors.
- Through the annual **Holiday Caroling** event, Colts players and staff help spread cheer to hospitalized children within the community.
- Through **Shop with a Colt**, the team joins Meijer to give underserved youth a special shopping spree with players and staff.



ADMINISTRATION

COACHING
STAFFFOOTBALL
OPERATIONSBUSINESS
OPERATIONS

PLAYERS

2014 SEASON
IN REVIEWCOLTS
HISTORY

RECORDS

COLTS IN THE
COMMUNITY



COLTS IN THE COMMUNITY

SHARING THE HEART BEHIND THE HORSESHOE

Military Outreach

During the month of November, the Indianapolis Colts join the National Football League's "Salute to Service" initiative to recognize and honor the notable military service to our country. Through Military Appreciation Month, families of service men and women are acknowledged for their sacrifices in various ways.

- November marks the month for "*Salute to Service*" as the Colts join the NFL in recognizing Military Appreciation by hosting the American Red Cross *Holiday Mail for Our Heroes* program.
- The Colts honor U.S. servicemen and women throughout the year with ticket donations and care packages.
- To celebrate Veterans Day, the Colts and local students decorate 200 footballs with messages of thanks and deliver care packages to Richard L. Roudebush VA Medical Center.
- The Colts Community Spokesperson and Iraq War Veteran, **Josh Bleill**, travels the country throughout the year to share his story of faith and courage.



ADMINISTRATION

COACHING STAFF

FOOTBALL OPERATIONS

BUSINESS OPERATIONS

PLAYERS

2014 SEASON IN REVIEW

COLTS HISTORY

RECORDS

COLTS IN THE COMMUNITY



COLTS IN THE COMMUNITY

SHARING THE HEART BEHIND THE HORSESHOE



Breast Cancer Awareness

Throughout the month of October, the Indianapolis Colts support breast cancer awareness by joining forces with the NFL's "A Crucial Catch" campaign. These initiatives recognize survivors of this disease while also raising awareness.

- **Breast Cancer Awareness** encourages annual screenings for women and raising awareness during the month of October.
- The Colts host an annual **Pinking of the Canal** event that includes live music, pink posters, Colts Cheerleaders, lunch and the dyeing of the canal in downtown Indianapolis.
- One home game in October will be dedicated to breast cancer awareness in the annual **A "Crucial Catch" Game** that incorporates many pink elements.
- Fans can nominate a current breast cancer victim for their chance to win a day to **"Pamper Her Pink"** courtesy of the Colts.



ADMINISTRATION

COACHING
STAFFFOOTBALL
OPERATIONSBUSINESS
OPERATIONS

PLAYERS

2014 SEASON
IN REVIEWCOLTS
HISTORY

RECORDS

COLTS IN THE
COMMUNITY



BLUE: THE OFFICIAL MASCOT OF THE INDIANAPOLIS COLTS

Blue, the official mascot of the Indianapolis Colts, is now in his 10th season providing game day entertainment, skits and sideline antics for Colts fans.

When he's not at Lucas Oil Stadium, Blue is busy traveling the entire state of Indiana bringing joy to all Colts fans. With 350 appearances last year, it's hard to miss him in your community. For the 2014-15 school year, Blue performed 115 school shows and visited 45,370 students.

You can book Blue for your next event by calling 317-808-5264 or by visiting www.colts.com/blue.

Follow Blue on twitter @blue and Instagram @bluecoltsmascot



COLTS IN MOTION

Colts In Motion is the official traveling museum of the Indianapolis Colts. Colts In Motion travels throughout Indiana making more than 170 appearances each year. To request this free attraction for your next event, visit: www.colts.com/cim.

Colts In Motion Features:

- Six interactive televisions.
- Connect with Colts social media.
- Feel the difference between Astro Turf and Field Turf.
- Up-close view of the Nike equipment worn on game days.
- Lucas Oil Stadium and Indiana Farm Bureau Football Center facts and photos.
- Colts Cheerleader uniform display.
- Colts, NFL and Super Bowl fun facts and trivia.
- Learn what the Colts are doing in the community.
- Size up your grip against the handprints of Andrew Luck and T.Y. Hilton.
- See game worn gear from some of the Colts most memorable moments.
- Test your arm at the QB Challenge Inflatable.
- And more features.



COLTS IN THE COMMUNITY
RECORDS
COLTS HISTORY
2014 SEASON IN REVIEW
PLAYERS
BUSINESS OPERATIONS
FOOTBALL OPERATIONS
COACHING STAFF
ADMINISTRATION



THE 2015 INDIANAPOLIS COLTS CHEERLEADERS

The Indianapolis Colts Cheerleaders are entering their 32nd season with the organization. The Colts Cheerleaders continue to serve as ambassadors for the organization year-round. Preparations for auditions begin with workshops in late February and continue through the final round of auditions in April. Hundreds of women auditioned for 28 spots on the 2015 team. This meant intense competition throughout the audition process, which included fitness testing, a football test, technique scores and a personal interview. This process was put in place to continue to build on the strong foundation of squads in Colts Cheer history.



Besides performing for more than 63,000 fans in Lucas Oil Stadium at every home game, these women serve the community in numerous ways. The Indianapolis Colts Cheerleaders attend events all over Indiana and travel to military bases around the world. In 2014, several of the ladies had the distinct honor of spending a week in Puerto Rico and Curacao entertaining our service men and women.

The Colts Cheerleaders also commit themselves to being positive role models for little girls and young women alike. The Colts Junior Cheer Program consists of girls ages 6-14. The Junior Cheerleaders are instructed on basic fundamentals of dance, discuss confidence, responsibility, positive self-esteem, and teamwork, and have the opportunity to perform at various charitable events and on select game days at Lucas Oil Stadium. Each year the Junior Cheerleaders take part in making holiday cards for military troops, the SACKing Hunger Canned



Food Drive, and the WISH Tree Toy Drive. In addition to the Junior Cheer Program, the Colts Cheerleaders had the amazing opportunity to work with Down Syndrome Indiana and Fierce Allstar Angels, serving the down syndrome and special needs community through dance.

The Indianapolis Colts Cheerleading program offers women the opportunity to network with friends while continuing their passion for dance and performing. The sacredness of being a professional cheerleader allows them to form deep and long lasting bonds. In addition, the program offers the chance to serve in numerous capacities across the state, travel outside the country through military tours and calendar photo shoots, and grow in their personal lives. These ladies are both cheerleaders for the Indianapolis Colts and the Indianapolis community. They are the "Sweethearts of the Horseshoe."



ADMINISTRATION

COACHING
STAFFFOOTBALL
OPERATIONSBUSINESS
OPERATIONS

PLAYERS

2014 SEASON
IN REVIEWCOLTS
HISTORY

RECORDS

COLTS IN THE
COMMUNITY



INDIANAPOLIS COLTS RADIO NETWORK

For the 29th season, Colts fans will have the chance to listen to games from legendary play-by-play voice **Bob Lamey**. Joining Lamey in the booth for his third season is former Indianapolis quarterback **Jim Sorgi** who spent six seasons in a Colts uniform. Also in his third season on the sideline is **Matt Taylor** who is the game day producer and manager of radio production and the network for the club. The broadcast team of Lamey, Sorgi and Taylor will be featured on flagship stations WFNI (1070 The Fan), WLHK (97.1 HANK FM) and 47 stations on the Vectren Radio Network.



Lamey's association with the Colts began during the team's inaugural season in 1984. He was broadcasting games until 1991 and then resumed his duties in 1995. Lamey is well known in the region as the former play-by-play voice of the Indianapolis Racers (1974-1977) and the Indiana Pacers (1977-1984). He was inducted into the Indiana Sports Broadcasters and Writers Hall of Fame in 2008.

"It's always a pleasure to broadcast Colts games to the greatest fans in the NFL," said Lamey. "I always reflect on two of my biggest thrills during my tenure with this team. The first was the AFC Championship Game victory over the Patriots leading to Super Bowl XLII. The second is the Monday celebration following the Super Bowl win. Every seat was taken in the RCA Dome and I've never heard a sports venue as loud as that was even hours before the team arrived."


Sorgi was drafted by the Colts in 2004 out of Wisconsin and spent six years in Indianapolis. He was a member of two AFC Championship squads in 2006 and 2009. Sorgi also spent one season in New York as a member of the Giants.

The nine-hour gameday broadcast includes a pregame show that features a segment with Colts Head Coach Chuck Pagano, player interviews and a preview of the upcoming contest. A postgame show follows the conclusion of the game with sound from Pagano and key players and a call-in show with fans.


For more information on the Colts Radio Network, visit: www.Colts.com.



Bob Lamey



Jim Sorgi



Matt Taylor

INDIANAPOLIS COLTS RADIO AFFILIATES

Station	Frequency	City	Station	Frequency	City	Station	Frequency	City
WASK	98.7 FM	LAFAYETTE	WNDA	1570 AM	NEW ALBANY	WPGW	1440 AM	PORTLAND
WBIW	1340 AM	BEDFORD	WLRS	1600 AM	EMINENCE, KY	WREB	94.3 FM	GREENCASTLE
WBRT	1320 AM	BARDSTOWN, KY	WOWO	1190 FM	FT. WAYNE	WZDM	92.1 FM	VINCENNES
WDAN	1490 AM	DANVILLE, IL	WROI	92.1 FM	ROCHESTER	WWBL	106.5 FM	WASHINGTON
WMYK	98.5 FM	PERU/KOKOMO	WAOR	102.7 FM	WARSAW	WYFX	106.7 FM	MT VERNON
WFEF	95.9 FM	MICHIGAN CITY	WRZQ	107.3 FM	COLUMBUS	WAXL	103.3 FM	SANTA CLAUSE
WFNI	1070 AM	INDIANAPOLIS	WSMM	102.3 FM	NEW CARLISLE/ SOUTH BEND	WRZR	94.5 FM	LOGOOTEETEE
WLT	105.3 FM	EVANSVILLE	WZOW	97.7 FM	GOSHEN	WORX	96.7 FM	MADISON
WGBF	1280 AM	EVANSVILLE	WCJZ	105.7 FM	TELL CITY, OWENSBORO KY	WMXQ	93.5 FM	ALEXANDRIA
WGCL	1370 AM	BLOOMINGTON	WVLN	740 AM	OLNEY, IL	WXFN	102.9 FM	MUNCIE
WIBN	98.1 FM	OXFORD	WVVR	105.5 FM	TERRE HAUTE	WCRA	1090 AM	EFFINGHAM, IL
WIMC	103.9 FM	CRAWFORDSVILLE	WYNG	94.9 FM	MT CARMEL, IL		100.5 FM	EFFINGHAM, IL
WJCP	1460 AM	NORTH VERNON	WMRS	107.7 FM	MONTICELLO		99.5 FM	EFFINGHAM, IL
WJOT	105.9 FM	WABASH	WHBE	680 AM	LOUISVILLE, KY	WLTJ	1550 AM	NEW CASTLE
WQLK	96.1 FM	RICHMOND	WHBE	105.7 FM	EMINENCE, KY	WFNI	107.5 FM	INDIANAPOLIS - FLAGSHIP
WLHK	97.1 FM	INDIANAPOLIS	WZBD	92.7 FM	BERNE			
WMRI	860 AM	MARION						
WSLM	97.9 FM	SALEM						



2015 NFL PRESEASON SCHEDULE

HALL OF FAME WEEKEND

SUNDAY, AUGUST 9	TIME (ET)
PITTSBURGH VS. MINNESOTA	8:00 PM

FIRST WEEK

THURSDAY, AUGUST 13	TIME (ET)
NEW ORLEANS AT BALTIMORE	7:30 PM
N.Y. JETS AT DETROIT	7:30 PM
GREEN BAY AT NEW ENGLAND	7:30 PM
WASHINGTON AT CLEVELAND	8:00 PM
MIAMI AT CHICAGO	8:00 PM
DALLAS AT SAN DIEGO	10:00 PM

FRIDAY, AUGUST 14	TIME (ET)
TENNESSEE AT ATLANTA	7:00 PM
CAROLINA AT BUFFALO	7:00 PM
N.Y. GIANTS AT CINCINNATI	7:30 PM
PITTSBURGH AT JACKSONVILLE	7:30 PM
ST. LOUIS AT OAKLAND	10:00 PM
DENVER AT SEATTLE	10:00 PM

SATURDAY, AUGUST 15	TIME (ET)
TAMPA BAY AT MINNESOTA	8:00 PM
SAN FRANCISCO AT HOUSTON	8:00 PM
KANSAS CITY AT ARIZONA	9:00 PM

SUNDAY, AUGUST 16	TIME (ET)
INDIANAPOLIS AT PHILADELPHIA	1:00 PM

SECOND WEEK

THURSDAY, AUGUST 20	TIME (ET)
DETROIT AT WASHINGTON	7:30 PM
BUFFALO AT CLEVELAND	8:00 PM

FRIDAY, AUGUST 21	TIME (ET)
ATLANTA AT N.Y. JETS	7:30 PM
SEATTLE AT KANSAS CITY	8:00 PM

SATURDAY, AUGUST 22	TIME (ET)
MIAMI AT CAROLINA	7:00 PM
BALTIMORE AT PHILADELPHIA	7:00 PM
CHICAGO AT INDIANAPOLIS	7:30 PM
NEW ENGLAND AT NEW ORLEANS	7:30 PM
JACKSONVILLE AT N.Y. GIANTS	7:30 PM
DENVER AT HOUSTON	8:00 PM
OAKLAND AT MINNESOTA	8:00 PM
SAN DIEGO AT ARIZONA	10:00 PM

SUNDAY, AUGUST 23	TIME (ET)
GREEN BAY AT PITTSBURGH	8:00 PM
DALLAS AT SAN FRANCISCO	8:00 PM
ST. LOUIS AT TENNESSEE	8:00 PM

MONDAY, AUGUST 24	TIME (ET)
CINCINNATI AT TAMPA BAY	8:00 PM

THIRD WEEK

FRIDAY, AUGUST 28	TIME (ET)
NEW ENGLAND AT CAROLINA	7:30 PM
DETROIT AT JACKSONVILLE	8:00 PM
TENNESSEE AT KANSAS CITY	8:00 PM

SATURDAY, AUGUST 29	TIME (ET)
PITTSBURGH AT BUFFALO	4:00 PM
MINNESOTA AT DALLAS	7:00 PM
ATLANTA AT MIAMI	7:00 PM
N.Y. JETS AT N.Y. GIANTS	7:00 PM
CLEVELAND AT TAMPA BAY	7:00 PM
WASHINGTON AT BALTIMORE	7:30 PM
CHICAGO AT CINCINNATI	7:30 PM
PHILADELPHIA AT GREEN BAY	8:00 PM
INDIANAPOLIS AT ST. LOUIS	8:00 PM
SEATTLE AT SAN DIEGO	8:00 PM
SAN FRANCISCO AT DENVER	9:00 PM

SUNDAY, AUGUST 30	TIME (ET)
HOUSTON AT NEW ORLEANS	4:00 PM
ARIZONA AT OAKLAND	8:00 PM

FOURTH WEEK

THURSDAY, SEPTEMBER 3	TIME (ET)
BALTIMORE AT ATLANTA	7:00 PM
NEW ORLEANS AT GREEN BAY	7:00 PM
CINCINNATI AT INDIANAPOLIS	7:00 PM
TAMPA BAY AT MIAMI	7:00 PM
PHILADELPHIA AT N.Y. JETS	7:00 PM
BUFFALO AT DETROIT	7:30 PM
N.Y. GIANTS AT NEW ENGLAND	7:30 PM
CAROLINA AT PITTSBURGH	7:30 PM
JACKSONVILLE AT WASHINGTON	7:30 PM
CLEVELAND AT CHICAGO	8:00 PM
HOUSTON AT DALLAS	8:00 PM
KANSAS CITY AT ST. LOUIS	8:00 PM
MINNESOTA AT TENNESSEE	8:00 PM
ARIZONA AT DENVER	9:00 PM
SAN DIEGO AT SAN FRANCISCO	10:00 PM
OAKLAND AT SEATTLE	10:00 PM



2015 NFL SCHEDULE

(ALL TIMES EASTERN)

WEEK 1

THURSDAY, SEPTEMBER 10	TIME
PITTSBURGH AT NEW ENGLAND	8:30 PM

SUNDAY, SEPTEMBER 13

INDIANAPOLIS AT BUFFALO	1:00 PM
GREEN BAY AT CHICAGO	1:00 PM
KANSAS CITY AT HOUSTON	1:00 PM
CAROLINA AT JACKSONVILLE	1:00 PM
CLEVELAND AT N.Y. JETS	1:00 PM
SEATTLE AT ST. LOUIS	1:00 PM
MIAMI AT WASHINGTON	1:00 PM
NEW ORLEANS AT ARIZONA	4:05 PM
DETROIT AT SAN DIEGO	4:05 PM
BALTIMORE AT DENVER	4:25 PM
CINCINNATI AT OAKLAND	4:25 PM
TENNESSEE AT TAMPA BAY	4:25 PM
N.Y. GIANTS AT DALLAS	8:30 PM

MONDAY, SEPTEMBER 14

PHILADELPHIA AT ATLANTA	7:10 PM
MINNESOTA AT SAN FRANCISCO	10:20 PM

WEEK 2

THURSDAY, SEPTEMBER 17	TIME
DENVER AT KANSAS CITY	8:25 PM

SUNDAY, SEPTEMBER 20

NEW ENGLAND AT BUFFALO	1:00 PM
HOUSTON AT CAROLINA	1:00 PM
ARIZONA AT CHICAGO	1:00 PM
SAN DIEGO AT CINCINNATI	1:00 PM
TENNESSEE AT CLEVELAND	1:00 PM
DETROIT AT MINNESOTA	1:00 PM
TAMPA BAY AT NEW ORLEANS	1:00 PM
ATLANTA AT N.Y. GIANTS	1:00 PM
SAN FRANCISCO AT PITTSBURGH	1:00 PM
ST. LOUIS AT WASHINGTON	1:00 PM
MIAMI AT JACKSONVILLE	4:05 PM
BALTIMORE AT OAKLAND	4:05 PM
DALLAS AT PHILADELPHIA	4:25 PM
SEATTLE AT GREEN BAY	8:30 PM

MONDAY, SEPTEMBER 21

N.Y. JETS AT INDIANAPOLIS	8:30 PM
---------------------------	---------

WEEK 3

THURSDAY, SEPTEMBER 24	TIME
WASHINGTON AT N.Y. GIANTS	8:25 PM

SUNDAY, SEPTEMBER 27

CINCINNATI AT BALTIMORE	1:00 PM
NEW ORLEANS AT CAROLINA	1:00 PM
OAKLAND AT CLEVELAND	1:00 PM
ATLANTA AT DALLAS	1:00 PM
TAMPA BAY AT HOUSTON	1:00 PM
SAN DIEGO AT MINNESOTA	1:00 PM
JACKSONVILLE AT NEW ENGLAND	1:00 PM
PHILADELPHIA AT N.Y. JETS	1:00 PM
PITTSBURGH AT ST. LOUIS	1:00 PM
INDIANAPOLIS AT TENNESSEE	1:00 PM
SAN FRANCISCO AT ARIZONA	4:05 PM
BUFFALO AT MIAMI	4:25 PM
CHICAGO AT SEATTLE	4:25 PM
DENVER AT DETROIT	8:30 PM

MONDAY, SEPTEMBER 28

KANSAS CITY AT GREEN BAY	8:30 PM
--------------------------	---------

WEEK 4

(BYES: TENNESSEE, NEW ENGLAND)

THURSDAY, OCTOBER 1

BALTIMORE AT PITTSBURGH	8:25 PM
-------------------------	---------

SUNDAY, OCTOBER 4

N.Y. JETS AT MIAMI (LONDON)	9:30 AM
HOUSTON AT ATLANTA	1:00 PM
N.Y. GIANTS AT BUFFALO	1:00 PM
OAKLAND AT CHICAGO	1:00 PM
KANSAS CITY AT CINCINNATI	1:00 PM
JACKSONVILLE AT INDIANAPOLIS	1:00 PM
CAROLINA AT TAMPA BAY	1:00 PM
PHILADELPHIA AT WASHINGTON	1:00 PM
CLEVELAND AT SAN DIEGO	4:05 PM
ST. LOUIS AT ARIZONA	4:25 PM
MINNESOTA AT DENVER	4:25 PM
GREEN BAY AT SAN FRANCISCO	4:25 PM
DALLAS AT NEW ORLEANS	8:30 PM

MONDAY, OCTOBER 5

DETROIT AT SEATTLE	8:30 PM
--------------------	---------

WEEK 5

(BYES: CAROLINA, MIAMI, MINNESOTA, N.Y. JETS)

THURSDAY, OCTOBER 8

INDIANAPOLIS AT HOUSTON	8:25 PM
-------------------------	---------

SUNDAY, OCTOBER 11

WASHINGTON AT ATLANTA	1:00 PM
CLEVELAND AT BALTIMORE	1:00 PM
SEATTLE AT CINCINNATI	1:00 PM
ST. LOUIS AT GREEN BAY	1:00 PM
CHICAGO AT KANSAS CITY	1:00 PM



SUNDAY, OCTOBER 11 (con't)	TIME
NEW ORLEANS AT PHILADELPHIA	1:00 PM
JACKSONVILLE AT TAMPA BAY	1:00 PM
BUFFALO AT TENNESSEE	1:00 PM
ARIZONA AT DETROIT	4:05 PM
NEW ENGLAND AT DALLAS	4:25 PM
DENVER AT OAKLAND	4:25 PM
SAN FRANCISCO AT N.Y. GIANTS	8:30 PM

MONDAY, OCTOBER 12	TIME
PITTSBURGH AT SAN DIEGO	8:30 PM

WEEK 6

(BYES: DALLAS, OAKLAND, ST. LOUIS, TAMPA BAY)

THURSDAY, OCTOBER 15	TIME
ATLANTA AT NEW ORLEANS	8:25 PM

SUNDAY, OCTOBER 18	TIME
CINCINNATI AT BUFFALO	1:00 PM
DENVER AT CLEVELAND	1:00 PM
CHICAGO AT DETROIT	1:00 PM
HOUSTON AT JACKSONVILLE	1:00 PM
KANSAS CITY AT MINNESOTA	1:00 PM
WASHINGTON AT N.Y. JETS	1:00 PM
ARIZONA AT PITTSBURGH	1:00 PM
MIAMI AT TENNESSEE	1:00 PM
CAROLINA AT SEATTLE	4:05 PM
SAN DIEGO AT GREEN BAY	4:25 PM
BALTIMORE AT SAN FRANCISCO	4:25 PM
NEW ENGLAND AT INDIANAPOLIS	8:30 PM

MONDAY, OCTOBER 19	TIME
N.Y. GIANTS AT PHILADELPHIA	8:30 PM

WEEK 7

(BYES: CHICAGO, CINCINNATI, DENVER, GREEN BAY)

THURSDAY, OCTOBER 22	TIME
SEATTLE AT SAN FRANCISCO	8:25 PM

SUNDAY, OCTOBER 25	TIME
BUFFALO AT JACKSONVILLE (LONDON)	9:30 AM
MINNESOTA AT DETROIT	1:00 PM
NEW ORLEANS AT INDIANAPOLIS	1:00 PM
PITTSBURGH AT KANSAS CITY	1:00 PM
HOUSTON AT MIAMI	1:00 PM
N.Y. JETS AT NEW ENGLAND	1:00 PM
CLEVELAND AT ST. LOUIS	1:00 PM
ATLANTA AT TENNESSEE	1:00 PM
TAMPA BAY AT WASHINGTON	1:00 PM
OAKLAND AT SAN DIEGO	4:05 PM
DALLAS AT N.Y. GIANTS	4:25 PM
PHILADELPHIA AT CAROLINA	8:30 PM

MONDAY, OCTOBER 26	TIME
BALTIMORE AT ARIZONA	8:30 PM

WEEK 8

(BYES: BUFFALO, JACKSONVILLE, PHILADELPHIA, WASHINGTON)

THURSDAY, OCTOBER 29	TIME
MIAMI AT NEW ENGLAND	8:25 PM

SUNDAY, NOVEMBER 1	TIME
DETROIT AT KANSAS CITY (LONDON)	9:30 AM
TAMPA BAY AT ATLANTA	1:00 PM
SAN DIEGO AT BALTIMORE	1:00 PM
MINNESOTA AT CHICAGO	1:00 PM
ARIZONA AT CLEVELAND	1:00 PM
TENNESSEE AT HOUSTON	1:00 PM
N.Y. GIANTS AT NEW ORLEANS	1:00 PM
CINCINNATI AT PITTSBURGH	1:00 PM
SAN FRANCISCO AT ST. LOUIS	1:00 PM
N.Y. JETS AT OAKLAND	4:05 PM
SEATTLE AT DALLAS	4:25 PM
GREEN BAY AT DENVER	8:30 PM

MONDAY, NOVEMBER 2	TIME
INDIANAPOLIS AT CAROLINA	8:30 PM

WEEK 9

(BYES: ARIZONA, BALTIMORE, DETROIT, HOUSTON, KANSAS CITY, SEATTLE)

THURSDAY, NOVEMBER 5	TIME
CLEVELAND AT CINCINNATI	8:25 PM

SUNDAY, NOVEMBER 8	TIME
MIAMI AT BUFFALO	1:00 PM
GREEN BAY AT CAROLINA	1:00 PM
ST. LOUIS AT MINNESOTA	1:00 PM
WASHINGTON AT NEW ENGLAND	1:00 PM
TENNESSEE AT NEW ORLEANS	1:00 PM
JACKSONVILLE AT N.Y. JETS	1:00 PM
OAKLAND AT PITTSBURGH	1:00 PM
ATLANTA AT SAN FRANCISCO	4:05 PM
N.Y. GIANTS AT TAMPA BAY	4:05 PM
DENVER AT INDIANAPOLIS	4:25 PM
PHILADELPHIA AT DALLAS	8:30 PM

MONDAY, NOVEMBER 9	TIME
CHICAGO AT SAN DIEGO	8:30 PM

WEEK 10

(BYES: ATLANTA, INDIANAPOLIS, SAN DIEGO, SAN FRANCISCO)

THURSDAY, NOVEMBER 12	TIME
BUFFALO AT N.Y. JETS	8:25 PM

SUNDAY, NOVEMBER 15	TIME
JACKSONVILLE AT BALTIMORE	1:00 PM
DETROIT AT GREEN BAY	1:00 PM
MIAMI AT PHILADELPHIA	1:00 PM
CLEVELAND AT PITTSBURGH	1:00 PM
CHICAGO AT ST. LOUIS	1:00 PM
DALLAS AT TAMPA BAY	1:00 PM



SUNDAY, NOVEMBER 15 (con't)	TIME
CAROLINA AT TENNESSEE	1:00 PM
NEW ORLEANS AT WASHINGTON	1:00 PM
MINNESOTA AT OAKLAND	4:05 PM
KANSAS CITY AT DENVER	4:25 PM
NEW ENGLAND AT N.Y. GIANTS	4:25 PM
ARIZONA AT SEATTLE	8:30 PM

MONDAY, NOVEMBER 16	TIME
HOUSTON AT CINCINNATI	8:30 PM

WEEK 11

(BYES: CLEVELAND, NEW ORLEANS, N.Y. GIANTS, PITTSBURGH)

THURSDAY, NOVEMBER 19	TIME
TENNESSEE AT JACKSONVILLE	8:25 PM

SUNDAY, NOVEMBER 22	TIME
INDIANAPOLIS AT ATLANTA	1:00 PM
ST. LOUIS AT BALTIMORE	1:00 PM
WASHINGTON AT CAROLINA	1:00 PM
DENVER AT CHICAGO	1:00 PM
OAKLAND AT DETROIT	1:00 PM
N.Y. JETS AT HOUSTON	1:00 PM
DALLAS AT MIAMI	1:00 PM
GREEN BAY AT MINNESOTA	1:00 PM
TAMPA BAY AT PHILADELPHIA	1:00 PM
CINCINNATI AT ARIZONA	4:05 PM
SAN FRANCISCO AT SEATTLE	4:25 PM
KANSAS CITY AT SAN DIEGO	8:30 PM

MONDAY, NOVEMBER 23	TIME
BUFFALO AT NEW ENGLAND	8:30 PM

WEEK 12

THURSDAY, NOVEMBER 26	TIME
PHILADELPHIA AT DETROIT	12:30 PM
CAROLINA AT DALLAS	4:30 PM
CHICAGO AT GREEN BAY	8:30 PM

SUNDAY, NOVEMBER 29	TIME
MINNESOTA AT ATLANTA	1:00 PM
ST. LOUIS AT CINCINNATI	1:00 PM
NEW ORLEANS AT HOUSTON	1:00 PM
TAMPA BAY AT INDIANAPOLIS	1:00 PM
SAN DIEGO AT JACKSONVILLE	1:00 PM
BUFFALO AT KANSAS CITY	1:00 PM
MIAMI AT N.Y. JETS	1:00 PM
OAKLAND AT TENNESSEE	1:00 PM
N.Y. GIANTS AT WASHINGTON	1:00 PM
ARIZONA AT SAN FRANCISCO	4:05 PM
PITTSBURGH AT SEATTLE	4:25 PM
NEW ENGLAND AT DENVER	8:30 PM

MONDAY, NOVEMBER 30	TIME
BALTIMORE AT CLEVELAND	8:30 PM

WEEK 13

THURSDAY, DECEMBER 3	TIME
GREEN BAY AT DETROIT	8:25 PM

SUNDAY, DECEMBER 6	TIME
HOUSTON AT BUFFALO	1:00 PM
SAN FRANCISCO AT CHICAGO	1:00 PM
CINCINNATI AT CLEVELAND	1:00 PM
BALTIMORE AT MIAMI	1:00 PM
SEATTLE AT MINNESOTA	1:00 PM
CAROLINA AT NEW ORLEANS	1:00 PM
N.Y. JETS AT N.Y. GIANTS	1:00 PM
ARIZONA AT ST. LOUIS	1:00 PM
ATLANTA AT TAMPA BAY	1:00 PM
JACKSONVILLE AT TENNESSEE	1:00 PM
KANSAS CITY AT OAKLAND	4:05 PM
DENVER AT SAN DIEGO	4:05 PM
PHILADELPHIA AT NEW ENGLAND	4:25 PM
INDIANAPOLIS AT PITTSBURGH	8:30 PM

MONDAY, DECEMBER 7	TIME
DALLAS AT WASHINGTON	8:30 PM

WEEK 14

THURSDAY, DECEMBER 10	TIME
MINNESOTA AT ARIZONA	8:25 PM

SUNDAY, DECEMBER 13	TIME
ATLANTA AT CAROLINA	1:00 PM
WASHINGTON AT CHICAGO	1:00 PM
PITTSBURGH AT CINCINNATI	1:00 PM
SAN FRANCISCO AT CLEVELAND	1:00 PM
NEW ENGLAND AT HOUSTON	1:00 PM
INDIANAPOLIS AT JACKSONVILLE	1:00 PM
SAN DIEGO AT KANSAS CITY	1:00 PM
TENNESSEE AT N.Y. JETS	1:00 PM
BUFFALO AT PHILADELPHIA	1:00 PM
DETROIT AT ST. LOUIS	1:00 PM
NEW ORLEANS AT TAMPA BAY	1:00 PM
OAKLAND AT DENVER	4:05 PM
DALLAS AT GREEN BAY	4:25 PM
SEATTLE AT BALTIMORE	8:30 PM

MONDAY, DECEMBER 14	TIME
N.Y. GIANTS AT MIAMI	8:30 PM

WEEK 15

THURSDAY, DECEMBER 17	TIME
TAMPA BAY AT ST. LOUIS	8:25 PM

SATURDAY, DECEMBER 19	TIME
N.Y. JETS AT DALLAS	8:25 PM



SUNDAY, DECEMBER 20	TIME
KANSAS CITY AT BALTIMORE	1:00 PM
HOUSTON AT INDIANAPOLIS	1:00 PM
ATLANTA AT JACKSONVILLE	1:00 PM
CHICAGO AT MINNESOTA	1:00 PM
TENNESSEE AT NEW ENGLAND	1:00 PM
CAROLINA AT N.Y. GIANTS	1:00 PM
ARIZONA AT PHILADELPHIA	1:00 PM
BUFFALO AT WASHINGTON	1:00 PM
GREEN BAY AT OAKLAND	4:05 PM
CLEVELAND AT SEATTLE	4:05 PM
DENVER AT PITTSBURGH	4:25 PM
MIAMI AT SAN DIEGO	4:25 PM
CINCINNATI AT SAN FRANCISCO	8:30 PM

MONDAY, DECEMBER 21	TIME
DETROIT AT NEW ORLEANS	8:30 PM

WEEK 16

THURSDAY, DECEMBER 24	TIME
SAN DIEGO AT OAKLAND	8:25 PM

SATURDAY, DECEMBER 26	TIME
WASHINGTON AT PHILADELPHIA	8:25 PM

SUNDAY, DECEMBER 27	TIME
CAROLINA AT ATLANTA	1:00 PM
DALLAS AT BUFFALO	1:00 PM
SAN FRANCISCO AT DETROIT	1:00 PM
CLEVELAND AT KANSAS CITY	1:00 PM
INDIANAPOLIS AT MIAMI	1:00 PM
N.Y. GIANTS AT MINNESOTA	1:00 PM
JACKSONVILLE AT NEW ORLEANS	1:00 PM
NEW ENGLAND AT N.Y. JETS	1:00 PM
CHICAGO AT TAMPA BAY	1:00 PM
HOUSTON AT TENNESSEE	1:00 PM
GREEN BAY AT ARIZONA	4:25 PM
ST. LOUIS AT SEATTLE	4:25 PM
PITTSBURGH AT BALTIMORE	8:30 PM

MONDAY, DECEMBER 28	TIME
CINCINNATI AT DENVER	8:30 PM

WEEK 17

SUNDAY, JANUARY 3	TIME
NEW ORLEANS AT ATLANTA	1:00 PM
N.Y. JETS AT BUFFALO	1:00 PM
TAMPA BAY AT CAROLINA	1:00 PM
DETROIT AT CHICAGO	1:00 PM
BALTIMORE AT CINCINNATI	1:00 PM
PITTSBURGH AT CLEVELAND	1:00 PM
WASHINGTON AT DALLAS	1:00 PM
MINNESOTA AT GREEN BAY	1:00 PM
JACKSONVILLE AT HOUSTON	1:00 PM
TENNESSEE AT INDIANAPOLIS	1:00 PM
OAKLAND AT KANSAS CITY	1:00 PM
NEW ENGLAND AT MIAMI	1:00 PM
PHILADELPHIA AT N.Y. GIANTS	1:00 PM
SEATTLE AT ARIZONA	4:25 PM
SAN DIEGO AT DENVER	4:25 PM
ST. LOUIS AT SAN FRANCISCO	4:25 PM

* - SUNDAY NIGHT GAMES IN WEEKS 5-16 SUBJECT TO CHANGE; WEEK 17 GAME TBD

POSTSEASON

SATURDAY, JANUARY 9 AND SUNDAY, JANUARY 10
AFC AND NFC WILD CARD PLAYOFFS

SATURDAY, JANUARY 16 AND SUNDAY, JANUARY 17
AFC AND NFC DIVISIONAL PLAYOFFS

SUNDAY, JANUARY 24
AFC AND NFC CHAMPIONSHIP GAMES

SUNDAY, JANUARY 31
PRO BOWL

SUNDAY, FEBRUARY 7
SUPER BOWL 50

GET THE POWER OF THE PROS!

Morgan Lucas
NHRA
Drag Racer



Andrew Luck
Indianapolis Colts
Quarterback



The pros know that power makes the difference between success and failure. The same holds true for your engine. If it coughs, sputters and loses power, you're not going very far. That's why the pros choose **Lucas Fuel Treatment**. It cleans injectors and carbs, neutralizes the effects of poor quality fuel and increases power and efficiency. Get **Lucas Fuel Treatment - It Works!**



LUCAS OIL

LucasOil.com • 800.342.2512



For Lucas Oil Stadium Apparel, visit LucasOilGear.com

THE PERFECT BEER FOR
HORSEING AROUND WITH
THE BOYS IN BLUE.



It's gameday, get #UPFORWHATEVER



ENJOY RESPONSIBLY
© 2015 A-B, Bud Light® Beer, St. Louis, MO

THE PERFECT BEER FOR
WHATEVER HAPPENS.

THE PERFECT BEER FOR

AROUND WITH

THE PERFECT BEER FOR