

INDIANAPOLIS

COLTS

1996





Get all the benefits of your
Marsh® Fresh I·D·E·A Card® and a **Visa®**
card combined into one.

**It's the credit card that earns you FREE
groceries, and does a whole lot more.**

Now when you choose plastic, you'll also get paper in the form of a 1% rebate in Marsh Dollars that can be redeemed for FREE groceries at any Marsh Supermarket. You'll earn Marsh Dollars on every purchase you make with your Fresh IDEA Visa Card, every place you use it.

For example, purchase airline tickets at your travel agent, and you'll earn Marsh Dollars to cruise our aisles. Or buy a sweater at the mall and earn Marsh Dollars for some hot deals on groceries. In fact, you'll earn a 1% rebate on any purchase at more than 12 million acceptance locations for Visa worldwide, including Marsh.

APPLICATIONS AVAILABLE AT STORE OFFICE

SEASON SCHEDULE

INDIANAPOLIS COLTS 1996 SEASON SCHEDULE

Date	Opponent	Time
PRESEASON		
Saturday, July 27	NEW ORLEANS SAINTS at Canton, Ohio	1:30 p.m.
Saturday, August 3	at Cincinnati Bengals	6:30 p.m.
Saturday, August 10	at Houston Oilers	7:00 p.m.
Saturday, August 17	SEATTLE SEAHAWKS	7:00 p.m.
Saturday, August 24	GREEN BAY PACKERS	7:00 p.m.
REGULAR SEASON		
Sunday, September 1	ARIZONA CARDINALS	12:00 p.m.
Sunday, September 8	at New York Jets	12:00 p.m.
Sunday, September 15	at Dallas Cowboys	3:00 p.m.
Monday, September 23	MIAMI DOLPHINS	8:00 p.m.
Sunday, September 29	OPEN DATE	
Sunday, October 6	at Buffalo Bills	3:00 p.m.
Sunday, October 13	BALTIMORE RAVENS	7:00 p.m.
Sunday, October 20	NEW ENGLAND PATRIOTS	12:00 p.m.
Sunday, October 27	at Washington Redskins	1:00 p.m.
Sunday, November 3	SAN DIEGO CHARGERS	1:00 p.m.
Sunday, November 10	at Miami Dolphins	1:00 p.m.
Sunday, November 17	NEW YORK JETS	1:00 p.m.
Sunday, November 24	at New England Patriots	1:00 p.m.
Sunday, December 1	BUFFALO BILLS	1:00 p.m.
Thursday, December 5	PHILADELPHIA EAGLES	8:00 p.m.
Sunday, December 15	at Kansas City Chiefs	1:00 p.m.
Sunday, December 22	at Cincinnati Bengals	1:00 p.m.

HOME GAMES

All Times Local to Indianapolis

INDEX

Alumni	132-137	Overtime History	146
Biographies:		Records:	
Administration/Scouts	15-19	Attendance	152-153
Assistant Coaches	7-14	Individual	154-173
Chernoff, Michael	4	Seasonal	190-191
Draft Choices	78-81	Team	174-186
Infante, Lindy	6	Results:	
Irsay, Jim	4	Preseason	194-197
Irsay, Robert	3	Regular Season	198-243
Tobin, Bill	5	Review of 1995:	
Veteran Players	21-77	Game Summaries	84-100
Building the Colts	83	Statistics:	
Championship		Individual	103,106-108
Games/Teams	126-131	Team	104-105
Colts Lasts	192	Roster	Insert
Draft History	138-146	Schedule:	
Hall of Fame Colts	116-118	Colts	1
History of the Colts	109-115	NFL	250-252
Honors:		Series Records	244-249
All-Pro	118	Trade History	147-150
Pro Bowl	122	Travel Headquarters	14
League Contacts	82	NFL Stadiums	100

The Colts' logo and the name Indianapolis Colts are trademarks of the Indianapolis Colts, Inc.

DIRECTORY

INDIANAPOLIS COLTS ADMINISTRATION

FRONT OFFICE

Robert Irsay	President Emeritus
James Irsay	Senior Executive Vice President, General Manager and Chief Operating Officer
Michael G. Chernoff	Executive Vice President and Chief Financial Officer
Bill Tobin	Vice President and Director of Football Operations
Bob Terpening	Assistant General Manager
Kurt Humphrey	Controller
Pete Ward	Director of Operations
Craig Kelley	Director of Public Relations
Larry Hall	Ticket Manager
Rene Longoria	Director of Sales
Todd Stewart	Assistant Director of Public Relations
Dave Filar	Purchasing Administrator
Jon Scott	Equipment Manager
Mike Mays	Assistant Equipment Manager
Marty Heckscher	Video Director
John Starliper	Assistant Video Director
Nicole Kucharski	Administrative Assistant
Todd Melloh	Sales Account Manager

COACHING STAFF

Lindy Infante	Head Coach
Tom Batta	Tight Ends/Quality Control
Greg Blache	Defensive Line
Ron Blackledge	Offensive Line
Chuck Bresnahan	Linebackers
Fred Bruney	Defensive Assistant
Charlie Davis	Assistant to the Offensive Line Coach
Buddy Geis	Assistant Quarterbacks, Offensive Assistant
Gene Huey	Running Backs
Jim Johnson	Defensive Coordinator
Hank Kuhlmann	Special Teams
Jimmy Robinson	Wide Receivers
Pat Thomas	Secondary
Tom Zupancic	Strength and Conditioning

PERSONNEL

Clyde Powers	Director of Pro Player Personnel
George Boone	Director of Collegiate Player Personnel
Nesby Glasgow	Pro Scout
John Goeller	Area Scout
Mike Butler	Area Scout
Duke Tobin	Area Scout
Ron Toman	Area Scout
Paul Roell	BLESTO Scout
William "Rip" Scherer	Area Scout
Ken Geiger	Consultant

MEDICAL STAFF

Hunter Smith	Head Trainer
Dave Hammer	Assistant Trainer
Dave Walston	Assistant Trainer
K. Donald Shelbourne, MD	Team Physician and Orthopedic Surgeon
Arthur C. Rettig, MD	Orthopedic Surgeon
Doug Robertson, MD	Physician

OFFICE STAFF

Barbara Allison	General Manager Secretary
Carol Ballinger	Receptionist
Cathy Catellier	Head Coach Secretary
Mary Clugston	Bookkeeper
Kristi Dorman	Ticket Office
Debbie Finn	Scouting
Pam Humphrey	Public Relations
Sue Kelly	Personnel Secretary
George Kirkland	Building and Grounds
Traci Morgan	Operations
Khahn Nguyen	Mail Clerk/Office Assistant
Susie Peters	Coaching
Beverly Slater	Bookkeeper
Wade Smith	Building and Grounds
Jennifer Weber	Ticket Office
Skyler Webster	Building and Grounds

INDIANAPOLIS COLTS

PO Box 535000
Indianapolis, IN 46253
(317) 297-2658—Switchboard
(317) 297-7000—Ticket Office

The Colts 1996 Media Guide was compiled by the Indianapolis Colts' Public Relations Department and is meant to serve as an information source for the media and NFL fans. Editorial assistance, Terry Musolf, John Turney, Joe Cronin, Joe Horrigan, Elias Sports Bureau. Printing by Sport Graphics.

ROBERT IRSAY

President Emeritus

"The greatest thrill I've had in football was on April 2, 1984, when I walked into the Hoosier Dome with Mayor (Bill) Hudnut in front of all those fans," says Robert Irsay of the 20,000 people who showed up to welcome the Colts to Indianapolis. "It is my intention," Irsay continues, "for the Colts to be a vital contributing member of the greater Indianapolis community."



Irsay became owner of the Colts on July 26, 1972, when he traded his recently-acquired Los Angeles Rams to Carroll Rosenbloom for the Colt franchise. Irsay had purchased the Rams from the estate of Dan Reeves.

Irsay was born on March 5, 1923, in Chicago's northern "Bucktown" section. He worked his way through the University of Illinois, where he earned a Bachelor of Science degree in mechanical engineering. (While attending Illinois, he was an Illini football teammate of former Colt Alex Agase.)

From 1941 to 1945, he served in the United States Marine Corps., after which he worked for a mechanical contracting company in Chicago.

In 1952 he formed the Robert Irsay Company of Skokie, Ill. After building the business into one of the largest and most respected heating, ventilating and air conditioning companies in the world, Irsay sold his company to a firm listed on the New York Stock Exchange in 1971. He remained associated with the firm until 1978 when he formed Colt Construction and Development Co., and its affiliate, Colt Developers, Co., which are diversified construction and development companies.

Irsay is an active supporter of many charitable organizations. Among these are: Big Brothers, Little Sisters of the Poor, the Noble Center, Christamore House, Black Expo, the Mental Health Association and Cystic Fibrosis Foundation in Indianapolis; Foundation for Children with Learning Disabilities, New York, New York; Stritch School of Medicine at Loyola University in Chicago; and the Troubled Children's Foundation Center in Hialeah, Fla. He makes further donations through the Colts as a member of NFL Properties which dedicates a major portion of its earnings to NFL Charities.

Irsay has two sons, Tom (42) and Jim (37), the club's general manager.

OFFICERS

JIM IRSAY

Senior Executive Vice President, General Manager and Chief Operating Officer

Jim Irsay is in his first season as Senior Executive Vice President, General Manager and Chief Operating Officer. He was named to the post in April of 1996 after serving the previous 12 years as Vice President and General Manager. Irsay has been involved in all aspects of the day-to-day operations of the Colts since joining the club in January of 1982.

Irsay, 37, was added to the personnel department in 1983 and took over as general manager in early 1984, following the Colts move to Indianapolis.

Irsay is dedicated to bringing winning football to the City of Indianapolis and is very involved in many National Football League circles. Irsay currently is a member of the league's eight-man Realignment Working Group and the Super Bowl Policy Committee. He has also participated on the Working Club Executive and Pro-College Relations Committees with the NFL.

Irsay received his bachelor's degree in broadcast journalism from Southern Methodist University, where he played linebacker for a year and a half as a walk-on before an ankle injury ended his career. Jim was born on June 13, 1959 in Lincolnwood, Ill. He attended Loyola Academy in Wilmette, Ill., where he played golf, boxed and became an avid weight-conditioner. He ran in the Grandma's Marathon in Duluth, Minn. in July of 1991.

Jim is an active member of the Indianapolis community and is involved with Big Brothers of Indianapolis. He is a corporate member of the Indiana Sports Corporation, and he serves on the Board of Directors of the Noble Center for Retarded Citizens in Indianapolis. Additionally, in 1990, Irsay wrote and helped produce the song, "Colors", a musical tribute to Ryan White.

Jim and his wife, Meg, have three daughters, Carlie (15), Casey (13) and Kalen (9).



MICHAEL G. CHERNOFF

Executive Vice President-Chief Financial Officer

Michael Chernoff was named Executive Vice President-Chief Financial Officer in April of 1996. Since March of 1975, Chernoff has been vice president and general counsel for Robert Irsay's various business concerns including the Colt football team.

The Glencoe, Ill. native received his bachelor's degree from the University of Chicago in 1956 and then stayed on at Chicago to receive his Doctor of Law degree in 1959. Chernoff was in private practice until 1974 when he became vice president and general counsel to a Fortune 500 company, one year before joining Irsay. Chernoff's legal background includes extensive work in corporate law, securities, real estate and taxes. He has also played a key role in negotiating commercial, player and other contracts, including the contract which put the Colts in Indianapolis.

Chernoff, who resides in Chicago with his wife, Eunice, has three children, Susan, Steve and Robert.



BILL TOBIN

Vice President and Director of Football Operations

Bill Tobin is in his third season as Vice President and Director of Football Operations of the Colts. Tobin joined the Colts on January 7, 1994 following 18 seasons with the Chicago Bears from 1975-93.

Tobin's duties with the Colts encompass all football operations, including evaluating personnel, conducting the annual draft, monitoring waivers and free agent availabilities and overseeing the coaching staff.

Tobin was instrumental in the club's acquisition of key free agents Flipper Anderson, Tony Bennett, Cary Blanchard, Chris Gardocki, Jim Harbaugh, David Tate and Floyd Turner. He also oversees the club's annual draft. Eleven of the club's 15 total picks from the 1994 and 1995 drafts concluded the 1995 season on the team's active roster, including running back Marshall Faulk. Faulk was named 1995 Pro Bowl MVP and earned consensus NFL Rookie-of-the-Year honors, marking the third time a running back drafted in the first round earned Rookie-of-the-Year honors in Tobin's initial season with a club (1971, John Brockington, Green Bay; 1975, Walter Payton, Chicago).

Tobin's first season in Indianapolis saw the Colts post an 8-8 record, doubling their win total from the previous season. Tobin's second season saw the Colts post a 9-7 regular season mark and clinch a playoff berth for the first time since 1987. The club then posted road playoff victories over San Diego (35-20) and Kansas City (10-7), marking the first post-season wins for the club since 1971. Faulk, Harbaugh and LT-Will Wolford earned trips to the Pro Bowl, and Harbaugh became only the second quarterback in club history (Johnny Unitas, 1958/1965) to lead the NFL in quarterback rating (100.7). Tobin was also instrumental in hiring Lindy Infante as the club's offensive coordinator. Infante will serve as head coach in 1996.

Tobin, 55, brought 23 years of NFL scouting and personnel experience to the Colts. He played an active part in selection processes that landed 15 Bears draft choices and three free agents in the Pro Bowl since 1980. Tobin's accomplishments received special acknowledgement in an April, 1992 article in *The Wall Street Journal*.

Tobin joined Chicago under the leadership of Jim Finks as Director of Pro Scouting in 1975 and held that post until being named Director of Player Personnel in 1984. Tobin was promoted to Vice President of Player Personnel following the 1986 season. Seven of the last nine Bears teams during Tobin's tenure participated in the playoffs. The 1985 Chicago squad posted a 15-1 regular season record prior to defeating New England, 46-10, in Super Bowl XX.

During Tobin's stint in Chicago, 19 of the club's 20 top draft picks were productive, with nine earning Pro Bowl nominations. The 1975 draft netted running back Walter Payton as the fourth overall pick. Payton played with Chicago through 1987, finishing with an NFL-record 16,726 career rushing yards and nine Pro Bowl nominations. The thrust to sign 1990 first-round choice Mark Carrier, who earned defensive rookie of the year and Pro Bowl honors, during the draft was a Tobin idea that has become a practice by several clubs in subsequent drafts.

Prior to joining Chicago, Tobin spent four years with Green Bay. He was a regional scout during 1971-72 and Director of Pro Scouting during 1973-74. Working under his college coach, Dan Devine, Tobin assisted in drafting four Rookies of the Year: John Brockington, Chester Marcol, Willie Buchanon and Don Woods.

Tobin excelled as a running back at Missouri from 1959-62. He was tabbed MVP of the 1962 Bluebonnet Bowl, a 14-10 Missouri victory over Georgia Tech. Tobin was the Houston Oilers' Rookie of the Year in 1963 before joining Edmonton (CFL) for three seasons. He was a graduate assistant at Missouri (1964-66), where he earned a masters in education. Tobin's final playing stop was with Orlando of the old Continental League.

Tobin was born on February 16, 1941 in Burlington Junction, Missouri. Bill and his wife, Dusene, have three children, Laurie (28), Kerry (27) and Duke (25).



COACHES

LINDY INFANTE

Head Coach

Lindy Infante is in his second season with the Colts and his first as head coach. Infante's coaching resume includes 27 years of coaching experience with 15 in the professional ranks. His 15 years in professional football include six as a head coach, five as an offensive assistant and four as an offensive coordinator.

Infante previously served as the Colts offensive coordinator in 1995. His imprint resulted in improvement in virtually every significant category from 1994. The Colts improved from 27th to 22nd in total offense, from 28th to 23rd in passing offense and from 18th to 16th in scoring. The Colts placed three offensive players (Marshall Faulk, Jim Harbaugh, Will Wolford) in the Pro Bowl for the first time since 1989.

Under Infante's tutelage, Harbaugh led the NFL in passing rating (100.7) and became the first Colts quarterback named to the Pro Bowl since 1976 (Bert Jones). Harbaugh's rating was the second-highest in club history (Jones, 102.5, 1976) and matched Johnny Unitas (1958, 1965) as the only Colts quarterbacks to top the NFL in passing rating. Harbaugh (7) and QB-Craig Erickson (1) had eight combined 100+ rating games, thus Colts quarterbacks enjoyed 100+ ratings in half of the club's regular season games.

Infante helped seven players total more than 15 receptions, tying for the most with 15+ receptions since 1986 (8). In addition, five players had at least three TD receptions for the first time since 1980, and TE-Ken Dilger (42-635, 4 TDs) set a Colts rookie tight end reception record (John Mackey, 35, 1963).

Infante served as head coach of the Green Bay Packers from 1988-91. He was named NFL Coach of the Year in 1989 by the Associated Press and The Sporting News and NFC Coach of the Year by United Press International, the Pro Football Writers Association of America, Football News and College and Pro Football Newsweekly after guiding Green Bay to a 10-6 record.

Green Bay's 10 wins marked the club's most since 1972, and the Packers six-game improvement from a 4-12 record in 1988 equaled the best one-season turnaround in team history. The 1989 Packer offense was the second most productive in team history (5,780) and ranked fifth in the NFL in passing (4,048). Infante helped QB-Don Majkowski earn a Pro Bowl spot after leading the NFL in completions (353), attempts (599) and yards (4,318). His spread-the-ball-around offensive philosophy resulted in eight Packers totaling 20 or more receptions in 1988, six in 1989, seven in 1990 and five in 1991.

Infante, 55, was a three-year letterman (1960-62) as a running back at Florida. He was named third-team All-SEC in 1962 and helped lead Florida to the Gator Bowl. In 1963, he was a 12th-round selection of the Cleveland Browns and an 11th-round choice of the Buffalo Bills of the American Football League. He signed with Buffalo, was released before the season began and then played briefly with the Hamilton Tiger Cats of the Canadian Football League.

He entered the coaching ranks as an assistant on the staff of Miami Senior High School in 1965. He served as freshman coach at Florida from 1966-68 and coached the Gators' offensive backs from 1969-71. Infante served as offensive coordinator and assistant head coach at Memphis State from 1972-74 before joining the staff of the Charlotte Hornets of the World Football League in 1975. He was offensive coordinator at Tulane in 1976 and 1979, a tenure sandwiched around a two-year stint as receivers coach with the New York Giants (1977-78).

Infante left Tulane for the Cincinnati Bengals (1980-82). He served as quarterbacks/receivers coach in 1980-81. His 1981 Bengal unit posted an AFC-best 12-4 mark and set team records for passing yardage (3,995) and total yards (5,968) en route to an appearance in Super Bowl XVI. He helped QB-Ken Anderson to a league high 98.5 passing rating while earning NFL MVP



honors. Infante was named the team's first ever offensive coordinator prior to the 1982 season. He helped the Bengals reach the playoffs with a 7-2 record in the strike shortened season, and Anderson earned his second consecutive Pro Bowl berth.

Infante served as head coach of the Jacksonville Bulls of the United States Football League in 1984-85. He served as offensive coordinator/quarterbacks coach with Cleveland in 1986-87. His 1986 offense helped the club to an AFC-best 12-4 mark and posted the fourth most points in club history (391) while setting eight NFL and 15 club offensive playoff records. His 1987 unit finished third in the league in scoring (390) and fifth in passing (3,455). Both clubs reached the AFC Championship game, losing to Denver on each occasion. Cleveland's 22 wins from 1986-87 were an AFC best.

Indianapolis' 20-16 loss to Pittsburgh in the 1996 AFC Championship Game literally marked the third time Infante has missed the Super Bowl as an offensive coordinator in the closing seconds. In the 1987 AFC Championship Game, Denver defeated Cleveland, 23-20, in overtime after tying the contest on a five-yard pass from QB-John Elway to WR-Mark Jackson with 0:37 remaining to culminate a 15-play, 98-yard drive. In the 1988 AFC Championship Game, Denver defeated the Browns 38-33. Trailing 38-31, Browns' RB-Earnest Byner fumbled at the Denver three-yard-line with 1:05 remaining.

Gelindo Infante was born on May 27, 1940 in Miami, Fla. He and his wife, Stephanie, have two sons, Brett (25) and Brad (24).

College: Florida 1959-62.

Playing Career: Hamilton Tiger Cats (CFL) 1963.

Coaching Career: Florida 1966-71; Memphis State 1972-74; Charlotte Hornets (WFL) 1975; Tulane 1976, 1979; New York Giants 1977-78; Cincinnati Bengals 1980-82; Jacksonville Bulls (USFL) 1984-85 (Head Coach); Cleveland Browns 1986-87; Green Bay Packers 1988-91 (Head Coach); Indianapolis Colts 1995.

TOM BATTA, Tight Ends/Quality Control

Tom Batta is in his third season with the Colts and his second under the position of tight ends/quality control. He helped Ken Dilger set a Colts rookie tight end record last season for most seasonal receptions with 42 (John Mackey, 35, 1963). Batta coached the club's special teams in 1994.

Batta served from 1984-93 with Minnesota. He joined the Vikings in 1984 as defensive line coach. Batta served as a defensive assistant/special teams coach in 1985 under Bud Grant before taking the role of special teams/tight ends coach under Jerry Burns from 1986-91. Batta worked with special teams on Dennis Green's staff during the 1992 and 1993 seasons. Batta was a part of five Minnesota squads to reach the playoffs.

Batta, 53, entered the collegiate coaching ranks at Akron University after leading Warren Harding High School in Warren, Ohio to the state championship. He moved to Colorado as defensive line coach from 1974-78. Batta served as defensive coordinator at Kansas (1979-82) and North Carolina State (1983) before joining the Vikings.

Batta played three years on the offensive and defensive lines at Kent State (1961-63). He earned his bachelor's degree in health and physical education at Kent State and a master's in education at Akron.

Batta was born October 6, 1942 in Youngstown, Ohio. He is married to the former Liz Sundstrom, of Conneaut, Ohio. They have two sons, Jeff (29) and Tom (27).



College: Kent State 1961-63.

Coaching Career: Akron 1973; Colorado 1974-78; Kansas 1979-82; North Carolina State 1983; Minnesota Vikings 1984-93; Indianapolis Colts 1994-present.

COACHES

GREG BLACHE, Defensive Line

Greg Blache is in his third season as defensive line coach of the Colts. Blache previously served in the same capacity with Green Bay from 1988-93. The Colts ranked 28th in the NFL in rushing defense and total defense in 1993 prior to Blache's arrival. Blache's imprint on the defensive line helped the Colts rushing defense improve to 12th in 1994 and to sixth in 1995 and the club's overall defense from 20th in 1994 to tie-7th in 1995.

Blache, 47, entered coaching following a freshman-season leg injury at Notre Dame. He served as a student assistant with Notre Dame in the defensive backfield, then was elevated to a full-time assistant in 1973. Blache served there until moving to Tulane in 1976. He worked at Tulane for five seasons before returning to Notre Dame as running backs coach in 1981. He was the defensive line coach with the Irish from 1982-83. Blache joined Lindy Infante with the Jacksonville Bulls (USFL) from 1984-85. He served assistantships at Southern University (1986) and Kansas (1987) before joining the Packers.

Blache entered Notre Dame as a defensive back. He earned a bachelor's degree in sociology and a master's degree in secondary education at Notre Dame.

Blache was born March 9, 1949 in New Orleans, La. He is married to the former Lynn Olsen of Green Bay, Wisc. They have six children, Greg, Jr. (26), Jennifer (21), Christopher (20), Sarah (19), Corinne (18) and Matthew (17).



College: Notre Dame.

Coaching Career: Notre Dame 1973-75, 1981-83; Tulane 1976-80; Jacksonville Bulls (USFL) 1984-85; Southern 1986; Kansas 1987; Green Bay Packers 1988-93; Indianapolis Colts 1994-present.

RON BLACKLEDGE, Offensive Line

Ron Blackledge is in his fifth season with the Colts. Blackledge joined the Colts in 1992 after spending the previous 10 seasons as offensive line coach with the Pittsburgh Steelers.

Blackledge, 58, entered the coaching ranks as an assistant coach at Canton (OH) South High School in 1960. He moved to Timken (1963-65) and Glenwood (1966-67) High Schools in Canton before assuming offensive line coaching duties at Ashland College in 1968. Blackledge served in the same capacity at the University of Cincinnati (1970-72), Kentucky (1973-75) and Princeton (1976) before taking the offensive coordinator position at Kent State in 1977. He was head coach at Kent State from 1979-81 before joining Chuck Noll's Pittsburgh staff in 1982.

Blackledge was a tight end and defensive end at Bowling Green from 1957-59 and is a member of the school's Hall of Fame. He has a bachelor's degree in physical education and a master's degree in guidance and physical education from Ohio University.

Blackledge was born April 15, 1938 in North Canton, Ohio. He is married to the former Linda Saccucci of Canton, Ohio. They have three children, Todd (35), Michelle (32) and Traci (25).



College: Bowling Green 1957-59.

Coaching Career: Ashland 1968-69; Cincinnati 1970-72; Kentucky 1973-75; Princeton 1976; Kent State 1977-81 (Head Coach 1979-81); Pittsburgh Steelers 1982-91; Indianapolis Colts 1992-present.

Geis saw action at Northern Arizona as a freshman wide receiver before transferring to Lock Haven University and earning a degree in health and physical education. He earned a master's degree in education administration at Arizona.

Geis was born September 16, 1946. He is married to the former Jere Cox of Altoona, Pa. They have two children, Adam, 21, a junior on the football and baseball teams at Duke, and Jeni, 17.

College: Northern Arizona, 1965. Lock Haven University.

Coaching Career: University of Arizona 1974-76; Tulane 1977-82; Jacksonville Bulls (USFL) 1984-85; Memphis State 1986-87; Green Bay Packers 1988-91; Duke 1993; Tulane 1994; Memphis Mad Dogs (CFL) 1995.

GENE HUEY, Running Backs

Gene Huey is in his fifth season as running backs coach of the Colts. He has helped Marshall Faulk earn two consecutive Pro Bowl berths while rushing for 2,360 yards and 22 touchdowns and posting 108-977, four TDs receiving.

Huey joined the Colts after spending 1988-91 as an assistant at Ohio State. Huey tutored wide receivers for three seasons before working with the running backs in his final year with the Buckeyes.

Huey, 49, began his coaching career at Wyoming, his alma mater, as a graduate assistant in 1970. He was named head freshman coach in 1972.

Huey moved to New Mexico in 1974 as receivers coach, then joined the staff of Tom Osborne at Nebraska following the 1977 season. Huey coached receivers at Nebraska until joining John Cooper's staff at Arizona State in 1987. He then moved with Cooper to Ohio State in 1988.

Huey played both defensive back and wide receiver at Wyoming, setting 13 receiving records. He is the only player in Western Athletic Conference history to win all-conference offensive and defensive honors. He was a co-captain and played on three conference championship teams.

Huey was born July 20, 1947 in Uniontown, Pa. and is married to the former Dyan McClain of Boston, Mass. They reside in Indianapolis with their daughter, Laura Elizabeth (8/15/95).



College: Wyoming 1966-69.

Coaching Career: Wyoming 1970-74; New Mexico 1975-77; Nebraska 1978-86; Arizona State 1987; Ohio State 1988-91; Indianapolis Colts 1992-present.

JIM JOHNSON, Defensive Coordinator

Jim Johnson is in his third season with the Colts and his first as defensive coordinator. He served as the Colts' linebackers coach from 1994-95. The Colts ranked 28th in the NFL in rushing defense and total defense in 1993 prior to Johnson's arrival. Johnson's imprint on the linebackers helped the Colts rushing defense improve to 12th in 1994 to sixth in 1995 and the club's overall defense from 20th in 1994 to tie-7th in 1995.

Johnson served the previous eight seasons with Phoenix. He coached the defensive line from 1986-89 and the secondary from 1990-93. He tutored Phoenix Pro Bowlers Tim McDonald and Robert Massey.

Johnson, 54, has 28 years of collegiate and professional coaching experience. His pro stops were with Oklahoma (1984) and Jacksonville (1985) of the USFL prior to joining the Cardinals. Johnson's professional playing career



COACHES

spanned two seasons as a tight end with Buffalo (1963-64). Johnson landed his first collegiate post as head coach at Missouri Southern from 1967-68. He then served four-year tenures at Drake (1969-72) and Indiana (1973-76) before moving to Notre Dame from 1977-83. Johnson was part of the Irish staff that captured the 1977 national championship. He has coached in six bowl games: 1971 Pecan, 1972 Pioneer, 1977 and 1978 Cotton, 1980 Sugar and 1982 Liberty.

Johnson played quarterback at Missouri from 1959-62, winning all-conference and team MVP honors as a senior. He played in the Orange and Bluebonnet Bowls. Johnson earned a bachelor's degree in education and a master's degree in physical education at Missouri.

Johnson was born May 26, 1941 in Maywood, Ill. He is married to the former Victoria Jean Howell of Upland, Calif. They have two children, Scott (32) and Michelle (29).

College: Missouri 1959-62.

Playing Career: Buffalo Bills 1963-64.

Coaching Career: Missouri Southern 1967-68 (Head Coach); Drake 1969-72; Indiana 1973-76; Notre Dame 1977-83; Oklahoma Outlaws (USFL) 1984; Jacksonville Bulls (USFL) 1985; Phoenix Cardinals 1986-93; Indianapolis Colts 1994-present.

HANK KUHLMANN, Special Teams

Hank Kuhlmann is in his third season with the Colts, his second as special teams coach. He coached the club's tight ends in 1994.

Kuhlmann, 58, has 30 years of collegiate or professional experience. He began his coaching career at his alma mater, Missouri. He served from 1962-65 as freshman coach before being promoted to running backs coach and working through the 1971 season. Kuhlmann joined Green Bay in 1972 as special teams coach. He worked with Green Bay through 1974, then joined Dan Devine at Notre Dame (1975-77) as running backs and special teams coach. Kuhlmann was part of the Irish 1977 staff that won the national championship. He returned to the NFL from 1978-82 as running backs and special teams coach of Chicago. He joined Birmingham (USFL) from 1983-85 as assistant head coach/offensive coordinator. He joined Phoenix in 1986 as running backs coach. Kuhlmann served the final five games of the 1989 season as interim head coach, succeeding Gene Stallings. He worked with the Cardinals as a scout in 1990. Kuhlmann served in 1991 as offensive coordinator and running backs coach with Tampa Bay.

Kuhlmann was a running back at Missouri from 1956-59. He was a catcher in the St. Louis Cardinals baseball organization from 1959-62. Kuhlmann earned a bachelor's degree and a master's degree in physical education at Missouri.

Kuhlmann was born October 6, 1937 in Webster Groves, Missouri. He is married to the former Donna Pickles of St. Louis, Mo. They have two children, Jeff (27) and Tracey (19).



College: Missouri 1956-59.

Coaching Career: Missouri 1962-71; Green Bay Packers 1972-74; Notre Dame 1975-77; Chicago Bears 1978-82; Birmingham Stallions (USFL) 1983-85; Phoenix Cardinals 1986-90; Tampa Bay Buccaneers 1991; Indianapolis Colts 1994-present.

JIMMY ROBINSON, Receivers

Jimmy Robinson is in his third season as receivers coach of the Colts. He has helped WR-Sean Dawkins improve his receptions and yardage in each of the last three seasons. Robinson previously served in the same capacity for Atlanta from 1990-93. He helped Andre Rison and Michael Haynes lead the NFL in tandem touchdown receptions in 1991 and 1992 and Rison and Mike Pritchard in 1993.



Robinson, 43, entered the coaching ranks following an NFL playing career that included stops with Atlanta (1975), the New York Giants (1976-79), San Francisco (1980) and Denver (1981). His first role came as receivers/tight ends coach of the Memphis Showboats (USFL) from 1983-85. He moved to his alma mater, Georgia Tech, as receivers coach from 1987-89 before joining the Falcons in the same capacity.

Robinson was a standout receiver at Georgia Tech from 1971-75. He notched 101 career receptions for 1,687 yards and 13 touchdowns. He was added to the school's Hall of Fame in 1981 and named to the school's All-Time Team in 1992. He earned a bachelor's degree in industrial management at Georgia Tech.

Robinson was born January 3, 1953 in New York, N.Y. He is married to the former Karen Gresham of Rome, Ga. They have four children, Jamie (18), Jessica (15), Jim (10) and Katie (8).

College: Georgia Tech 1972-74.

Playing Career: Atlanta Falcons 1975; New York Giants 1976-79; San Francisco 49ers 1980; Denver Broncos 1981.

Coaching Career: Memphis Showboats (USFL) 1984-85; Georgia Tech 1987-89; Atlanta Falcons 1990-93; Indianapolis Colts 1994-present.

PAT THOMAS, Secondary

Pat Thomas is in his third season as secondary coach of the Colts. Thomas served 1990-92 with Houston in the same capacity, his first professional coaching post. Prior to Thomas' arrival the Colts ranked 28th in overall defense and 27th in scoring defense in 1993. In his two-year tenure, the club has improved to tie-7th in overall defense and fifth in scoring.



Thomas, 41, played defensive back seven seasons with the Los Angeles Rams (1976-82). He was a two-time Pro Bowl (1978, 1980) choice who earned All-NFC and All-Pro accolades during those respective seasons. Thomas had 26 career interceptions, including a season-best eight in 1978. He joined the Rams as a second-round choice in the 1976 draft.

Thomas launched his coaching career as defensive backs coach under Jack Pardee with the Houston Gamblers (USFL) from 1983-84. He joined Pardee's staff at the University of Houston from 1985-89. In 1989, Thomas' defensive backs helped Houston finish sixth in the nation by allowing just 13.6 points per game.

Thomas starred at defensive back for Texas A&M from 1972-75. He had a then-school record 13 interceptions and twice earned All-America honors. Thomas played in the Hula and Japan Bowls. He earned a bachelor's degree in marketing.

COACHES

Thomas was born September 1, 1954 in Plano, Texas. He is married to the former Lenith Lalee Gibson of Rockdale, Texas. They have three children, Pat, Jr. (20), Tamara (17) and Joshua (14).

College: Texas A&M 1972-75.

Playing Career: LA Rams 1976-82.

Coaching Career: Houston Gamblers (USFL) 1984-85; Houston 1985-89; Houston Oilers 1990-92; Indianapolis Colts 1994-present.

TOM ZUPANCIC, Strength and Conditioning

Tom Zupancic is in his 13th season as strength and conditioning coach of the Colts. He was named the NFL's Strength and Conditioning coach-of-the-year in 1995 and was given the Sagamore of the Wabash award by Indiana Governor Evan Bayh in 1996.

A fixture in Indianapolis for years as the owner and operator of his own gymnasium, he came to the club after being an alternate on both the 1980 and 1984 USA Greco Roman Olympic wrestling teams. Zupancic, a product of Cathedral High School (1973) and Indiana Central University (1978), was a three-time collegiate wrestling champion and a four-year grid letterman.

Zupancic has been a part of four USA National Wrestling Teams to Europe. He was a member of two USA World Teams, while also winning Canadian, AAU and USWF National Wrestling Championships. Zupancic owns an undefeated record in 86 state, regional and national power-lifting exhibitions since 1974.

In addition, Zupancic, 40, ranks 14th in the world among alltime super heavyweights with a 600-pound bench press (set in 1988). Zupancic finished second in the 1993 Strongest Man in America competition. He won the WPF World Bench Press Championships in 1990 with a 600-pound lift. Zupancic is the author of a book entitled *Strength and Conditioning for Football and Then Some* and is active in charitable and public appearances. Along with lifting demonstrations, he gives talks on goal-setting and positive thinking. He was also a feature subject on HBO's "Inside the NFL" during the 1986 season.

Zupancic was born September 14, 1955 in Indianapolis. He is married to the former Carrie Oldham of Shelbyville, Ind. They have three children, Katie (7), Jake (5) and John Thomas (3).



College: Indiana Central 1975-78.

Coaching Career: Indianapolis Colts 1984-present.

COLTS 1996 HOTELS

Game	Hotel	Phone
Hall of Fame Game	Ramada Plaza Hotel-Akron	216-384-1500
Houston	Westin-Galleria	713-960-8100
New York Jets	Sheraton Meadowlands	201-896-0500
Dallas	Marriott Quorum	214-661-2800
Buffalo	Marriott	716-689-6900
Washington	Loews L'Enfant Plaza	202-484-1000
Miami	Ft. Lauderdale Airport Hilton	954-920-3300
New England	Marriott-Providence	401-272-2400
Kansas City	Westin Crown Center	816-474-4400
Cincinnati	Westin	513-621-7700

BOB TERPENING, Assistant General Manager

Bob Terpening, whose association with the Colts goes back to 1970, was promoted to assistant general manager of the club in May of 1984.

Terpening began working with the Colts in 1970 grading films during his tenure as the head football coach at Baltimore City College H.S. In 1971 he joined the New England Patriots' scouting department. In 1977 Terpening returned to the Colts as a college scout and in January of 1982 was named Director of Pro Personnel. He held that position until his elevation to assistant general manager.

Terpening received his bachelor's degree from Shepherd College in West Virginia and then earned his master's degree from the University of West Virginia. He also did additional graduate study at John's Hopkins.

Terpening and his wife, Virginia, have two sons, Chris (24) and Matt (20). The family resides in Carmel.



PETE WARD, Director of Operations

In his 15th year with the Colts, Pete Ward is responsible for various operational and administrative functions. Ward joined the Colts in 1981 as an intern in the public relations department, and was named Administrative Assistant in 1982 following his graduation from the University of Virginia. He was named Director of Operations shortly after the Colts' arrival in Indianapolis in April, 1984. Born in New Orleans, Louisiana, Ward resides with his wife, Lena, daughter, Madyson (2), and son, Sam (1) in Zionsville.



HUNTER SMITH, Head Trainer

Hunter Smith is in his 14th year with the Colts. He was named the club's head athletic trainer in June of 1984. Smith served as the Colts' assistant trainer during the 1983 season following a one-year stint as the head trainer at William and Mary in 1982.

A Certified Athletic Trainer by the National Athletic Trainers Association, Smith presently serves on the Executive Board of the Professional Football Athletic Trainers Society and is on the Executive Council of the Indiana Athletic Trainers Association.

Prior to joining the staff at William and Mary, Smith served 10 years as an assistant professor in physical education and head athletic trainer at Salisbury State College.

Smith earned his bachelor's degree in physical education from Florida State in 1971 and a master's degree in physical education and health from Tennessee Tech one year later. He served on the Board of Directors of the National Athletic Trainers Association from 1982 to 1984. Smith and Dave Hammer were honored as the 1990 Pro Football Athletic Training Staff of the Year by the Professional Football Athletic Trainers Society. Born August 5, 1949, in Salisbury, Md., he and his wife, Susan, have three children, Kelly (15), Brian (13) and Kevin (13).



ADMINISTRATION

DAVE HAMMER, Assistant Trainer

Dave Hammer is in his 13th season as assistant trainer, having joined the club in July of 1984. He currently serves on the NATA Honors and Awards Sub-Committee and the PFATS Public Relations Committee. Hammer earned a master's degree in physical education at Syracuse in 1984, where he served as a graduate assistant trainer. He also attended West Virginia from 1977-82 as a member of the undergraduate athletic training curriculum. Hammer spent the 1981 training camp as a member of the Colts' summer staff, along with serving with the club during parts of the 1981-83 seasons. Hammer and Hunter Smith were honored as the 1990 Pro Football Athletic Training Staff of the Year by the Professional Football Athletic Trainers Society. Born in Pittsburgh, Pa. on May 10, 1959, Dave and his wife, Sharon, reside with their children, Christopher (7), and Ashlee (4) in Indianapolis.



DAVE WALSTON, Assistant Trainer

Dave Walston is in his fourth season with the Colts, his first as a full-time assistant trainer. Walston earned a master's degree from West Virginia University and a bachelor's degree from Salisbury State College. He previously served as head athletic trainer at Bowie State University (1988-90) in Bowie, Maryland, and at Morningside College (1990-92) in Sioux City, Iowa. Born in Denton, Maryland, on January 14, 1964, Walston is single and resides in Indianapolis.



JON SCOTT, Equipment Manager

Jon Scott is in his 15th season with the Colts. Scott joined the Colts in March, 1982 as assistant equipment manager and was elevated to head of the club's equipment staff in November of the same year. Before joining the Colts on a full-time basis, Scott worked as assistant equipment manager at Arizona State University for two years. His association with the Colts began when he worked as an assistant to the equipment manager during the club's 1979 and 1980 summer training camps. Scott received a bachelor's degree in Physical Education from Michigan State University in 1979 where he served as a student equipment manager from 1975-79. Born on December 18, 1956, Scott is a native of East Lansing, Michigan. Jon and his wife, Mischelle, reside with their children, Amber (17), Brooke (16) and Ian (5) in Avon.



MIKE MAYS, Assistant Equipment Manager

Mike Mays is in his sixth season as the Colts' assistant equipment manager. Mays joined the club full-time in June of 1991. His association with the Colts began in 1986 as a member of the club's summer training camp staff. He worked part-time as an equipment assistant during the 1989 and 1990 seasons. A native of Frankton, Ind., Mays was born March 11, 1962 and attended Anderson University. He is single and resides in Indianapolis.



CLYDE POWERS, Director of Pro Player Personnel

Clyde Powers is in his 16th season with the Colts organization, his third as Director of Pro Player Personnel. He is in his 14th season as a member of the Colts' Personnel Department after working for two seasons as an assistant coach for special assignments. He served from 1982 to 1985 as a College Scout before being named Director of Pro Personnel on May 31, 1985. He remained in that capacity until 1987. He also served in that capacity in 1993. Powers joined the Colts after six years in the NFL as a defensive back with the New York Giants and Kansas City. He was a fifth-round 1974 draft pick of the Giants. He played four seasons with the Giants and briefly for the Chiefs in 1978. Powers lettered three years (1971-73) at Oklahoma and helped the Sooners to a 32-2-1 record while earning All-Big Eight honors at cornerback as a senior. He was born August 19, 1951 in Pascagoula, Mississippi.



GEORGE BOONE, Director of College Player Personnel

George Boone is in his third season as Director of College Player Personnel with the Colts. He joined the organization on January 15, 1994. Boone served as Director of Player Personnel for the St. Louis and Phoenix Cardinals from 1973-91. During his tenure with the Cardinals, Boone managed the club's scouting and drafting, along with coordinating the team's work with the National Scouting Combine. Before joining the Cardinals, Boone held a scouting position with Central-Eastern Professional Association, a service also used by NFL clubs. He first joined the Cardinals in 1968 as assistant player personnel director. Boone was a three-year starter at offensive and defensive end at Kentucky from 1957-59. He earned bachelor's and master's degrees in education at Kentucky, where he was an assistant coach from 1960-65. He is married to the former Dedee Leet of Lexington, Ky. They have five children.



NESBY GLASGOW, Pro Scout

Nesby Glasgow is in his third season as a pro scout for the Colts. He joined the club in that capacity in August of 1994. Glasgow played professionally for 14 seasons in the National Football League. He played nine seasons as a defensive back with the Colts (1979-87) after being an eighth round selection in the 1979 draft. Glasgow saw action in 127 games with 114 starts and topped the club in punt return yardage in 1979 and 1980 while leading the team in tackles from 1981-83. Glasgow concluded his career with the Seattle Seahawks (1988-92), seeing action in 77 games with 30 starts. He played collegiately at Washington. Glasgow is married to the former Dona J. Knight of Philadelphia, Pa. They reside with their children, Nesby Avione, 15, Brandon Lamar, 14, and Nicole Donielle, 11, in Indianapolis.



ADMINISTRATION/SCOUTS

MIKE BUTLER, Area Scout

Mike Butler is in his 10th season with the Colts. He joined the club in 1987 from the Pittsburgh Steelers, where he was a member of the personnel department since 1983. Butler was a fullback and center at West Virginia. He received his bachelor's degree in fine arts at Indiana University (Pa.) in 1983. Butler, 37, is the son of Jack Butler, a former all-pro defensive back for the Pittsburgh Steelers and current director of the BLESTO Scouting Combine. Butler is single and resides in Pittsburgh, Pa.



JOHN GOELLER, Area Scout

John Goeller is in his 12th season as a member of the Colts scouting department. He joined the Colts in June of 1985 as a college scout after serving as a regional scout for BLESTO since 1983. Goeller entered scouting after serving eight years as a coach on the high school and collegiate level. Goeller was an assistant coach at Austin Peay from 1976-78 before serving a graduate assistantship at Florida State in 1978. He then moved to Monroe (N.C.) High School as head football coach from 1979-83. Goeller, 41, was a three-year starter at defensive tackle at North Carolina State. He was tabbed defensive MVP in the 1973 Liberty Bowl in a 31-18 Wolfpack victory over Kansas. Goeller is married to the former Caryl Schratz of Pittsburgh. They have one son, Jon Micah.



PAUL ROELL, BLESTO Scout

Paul Roell is in his sixth season with the Colts. He joined the club in 1991 after previously serving as an intern with Pittsburgh Total Scouting, a division of the Pittsburgh Steelers headed by Art Rooney, Jr. Roell played defensive back at Ohio Northern and attended Ohio State University for three years prior to transferring to Robert Morris and earning a degree in sport management in 1990. He scouted high school football in western Pennsylvania for Metro Index Scouting from 1987-89 and worked in the pro scouting division for BLESTO in 1990. Roell, 31, is married to the former Stacey Alcott of Oakley, Calif. They reside in Kansas City, Mo. with their daughter Victoria Rae.



WILLIAM "RIP" SCHERER, Area Scout

Rip Scherer is in his sixth season with the Colts. He joined the club in 1991 after previously working as a part-time scout for Pittsburgh Total Scouting. Scherer graduated from Penn State in 1949 after playing four years of football. He spent 25 years coaching high school football in Pennsylvania and three seasons in New Jersey. He served as Coordinator of Physical Activities at Moon High School in Moon Township, Pa. from 1969-91. Scherer, 70, is married to the former June Jacob. They have seven children: Rip Jr., Christine, Connie, Cynthia, June, Sandy and Scott.



DUKE TOBIN, Area Scout

Duke Tobin is in his second season with the Colts after joining the club in August of 1995. Tobin quarterbacked John Hersey High School to the Illinois 6A state championship while earning All-America honors by *Street and Smith*. Tobin lettered as a quarterback at Illinois in 1990 before transferring to Colorado and lettering in 1992-93. After earning a bachelor's degree in business administration from Colorado, Tobin played in the Arena Football League with the Orlando Predators in 1994 and the Memphis Pharoahs in 1995. Born September 15, 1970 in New Britain, Conn., Tobin is single and resides in Indianapolis.



RON TOMAN, Area Scout

Ron Toman is in his third season with the Colts after joining the club prior to the 1994 season. Toman lettered as a quarterback and defensive back at Missouri in 1959. He entered the collegiate coaching ranks as the head coach of Missouri Southern J.C. in 1963 where his teams posted a three-year record of 26-4. Toman was an assistant coach at Wichita State (1966-67), N.E. Missouri (1968-69) and Tulane (1970-75). He coached quarterbacks at Notre Dame (1976-80), Texas (1981-85), Northwestern (1986-87) and Akron (1990-91).

While with the Irish, Toman tutored quarterback Joe Montana. Toman, 61, is married to the former Bobbie Dickerson. They have five children, Steve, Matt, Julie, Jill and Scott.



COLTS COMPLEX



The Colts' home is located on 32 acres of land just west of I-465 on 56th Street. Built at a cost of more than 4 million, the complex features three practice fields including two natural-turf fields and one AstroTurf surface.

The 43,500 square foot structure includes: spacious locker rooms; a steam room; a sauna; a 12' x 12' sunken hydrotherapy tank; a 24' x 78' training room; a 34' x 23' vestibule and lobby; and a 20' x 17' working press area. Three racquetball courts and a quarter-mile outdoor running track provides for cardiovascular exercise. The Colts moved into the facility in August of 1985.

Additionally, in November, 1994, the Colts christened a new indoor practice facility to the memory of Roberta Irsay and the courage of Tom Irsay. The practice field is regulation size. The building measures 420' x 220' x 70' and covers 92,400 square feet.

COLTS ALL-TIME HEAD COACHES/ASSISTANTS

HEAD COACH	YEARS	RECORD	ASSISTANTS
Cecil Isbell	1947-49	9-22-1	Nick Campofreda; Don Edmunds; Andy Hewlitt; Joel Hunt; John Taylor (1947); Tom Stidman (1947-48); Lou Defilippo (1948); Bill Conkright; Walter Driskill; Mike Michalske; Charles O'Rourke (1949)
*1 Walter Driskill	1949	1-7	
Clem Crowe	1950	1-11	Joel Hunt; Wayne Millner; Rocco Pirro
Keith Molesworth	1953	3-9	Otis Douglas; Ray Richards; Nick Wasyluk
Weeb Ewbank	1954-62	61-52-1	Russ Murphy; Joe Thomas (1954); Frank Cumiskey; Charles Winner (1954-62); Tom Hughes (1955); Frank Lauterbur (1955-56); Herman Ball (1956-62); John Bridgers; Bob Shaw (1957-58); Don McCafferty; John Sandusky (1959-62)
Don Shula	1963-69	73-26-4	Gino Marchetti; Jim Mutscheller; Bill Pellington (1963); Charles Winner (1963-65); Don McCafferty; John Sandusky (1963-69); Bill Arnsperger; Dick Bielski (1964-69); Chuck Noll (1966-68); Bob Boyd (1969)
Don McCafferty	1970-72	26-11-1	Lou Rymkus (1970); Dick Bielski; Bob Boyd; Hank Bullough; John Idzik; John Sandusky (1970-72); Bob (Red) Miller (1971-72)
*2 John Sandusky	1972		
Howard Schnellenberger	1973-74	4-13	Ray Callahan; Bobby Franklin; Dick Voris (1973); Pete McCulley; George Sefcik; George Young (1973-74); Don Doll; Frank Lauterbur; Jerry Smith (1974)
*3 Joe Thomas	1974	2-9	
Ted Marchibroda	1975-79	41-36	Pete McCulley; Jerry Smith (1975-76); Frank Lauterbur (1975-77); Whitey Dovell (1975-78); Maxie Baughan; George Boutselis (1975-79); Dick Bielski; Ed Khayat (1977-79); Ralph Hawkins (1978); John Symank; Ernie Zwahlen (1979)
Mike McCormack	1980-81	9-23	Dick Bielski; George Boutselis; John Idzik; Ed Khayat; John Symank; Joe Vitt; Chuck Weber; Ray Wietecha (1980-81); Bob Boyd; Clyde Powers (1981)
Frank Kush	1982-84	11-28-1	Bud Carson (1982); Bob Valsente (1982-83); Zeke Bratkowski; Gunther Cunningham; Hal Hunter; Richard Mann; Roger Theder; Rick Venturi; Mike Westhoff (1982-84); George Catavolos; Tom Zupancic (1984)
*4 Hal Hunter	1984	0-1	
Rod Dowhower	1985-86	5-24	Steve Sidwell (1985); John Becker; George Catavolos; George Hill; Tom Lovat; Billie Matthews; Chip Myers; Keith Rowen; Rick Venturi; Tom Zupancic (1985-86); John Marshall (1986)
*5 Ron Meyer	1986	3-0	
Ron Meyer	1987-91	33-36	John Becker; George Hill; Tom Lovat; John Marshall; Chip Myers; Keith Rowen (1987-88); Leon Burnett; George Catavolos; Rick Venturi; Tom Zupancic (1987-91); Greg Briner (1989); Larry Kennan; Dante Scarnecchia (1989-90); Milt Jackson; Bill Muir; Brad Seely (1989-91); Dave Ahrens; Sylvester Croom; Steve Furness (1991)
*6 Rick Venturi	1991	1-10	
Ted Marchibroda	1992-95	32-35	Alex Gibbs (1992); George Catavolos; Dwain Painter; Francis Peay; Jay Robertson; Brad Seely; Rick Venturi (1992-93); Nick Nicolau (1992-94); Ron Blackledge; Gene Huey; Tom Zupancic (1992-95); Fred Bruney (1993-95); Tom Batta; Greg Blache; Jim Johnson; Hank Kuhlmann; Jimmy Robinson; Pat Thomas; Vince Tobin (1994-95); Lindy Infante (1995)

*1 Succeeded Isbell for last eight games


*2 Succeeded McCafferty for last nine games

*3 Succeeded Schnellenberger for last eleven games

*4 Succeeded Kush for last game

*5 Succeeded Dowhower for last three games

*6 Succeeded Meyer for last eleven games



INDIANAPOLIS COLTS



VETERAN PLAYERS

51 TREV ALBERTS

Linebacker 6-4 245

Nebraska

3rd Year With Colts

D1b-1994 (5th overall)

Born: August 8, 1970



GAMES STARTED/PLAYED: (1994, 0/5); (1995, 3/15) Total 3/20

PRO: Pick was obtained from L.A. Rams for D1-94 (7th) and D3-94 (83rd) draft picks (both acquired in QB-Jeff George trade to Atlanta).

1995: Posted 49 tackles, 29 solo, 14 hits, eight pressures, seven passes defended, two sacks (nine yards) and one forced fumble...added six special teams tackles, three solo...had three starts, opening at RDE vs. Cincinnati 9/3 and at Jets 9/10 while earning first career start at LLB vs. San Diego 12/17 in place of injured Stephen Grant...missed finale vs. New England 12/23 after suffering concussion in prior outing vs. San Diego...named club's Man-of-the-Year for Community Service by Thundering Herd Fan Club...had season-high eight tackles, five solo, and one pass broken up vs. San Diego...posted six tackles, five solo, four hits and two sacks while seeing extensive action in 3-3-5 alignment vs. San Francisco 10/15...had key play on 4th-goal from Colt 1, forcing RB-Derek Loville behind line enabling FS-Jason Belser to make tackle as first half ended...had six tackles, five solo, and one hit at New England 11/19...had five tackles, three solo, one pressure and one pass broken up 10/8 at Miami...had forced fumble at Buffalo 9/17...career totals include 58 total tackles, 10 pressures, eight passes defended, four sacks (22 yards) and two forced fumbles. **POST-SEASON:** Saw reserve action in all three games...posted 17 tackles, seven solo, two pressures and one hit...added three special teams tackles, two solo...had four tackles, three solo, one hit and one pressure at San Diego 12/31...had five tackles, one solo, and one pressure at Kansas City 1/7/96...added two special teams tackles, one solo...had eight tackles, three solo, at Pittsburgh 1/14/96...added one solo special teams tackle.

CAREER NOTES: 1994: Saw primary action in passing situations...was inactive for first eleven games after suffering dislocated right elbow in preseason 8/5 vs. Seattle...had surgery 8/25...returned to practice 11/11...posted nine total tackles, six solo, two sacks (13 yards), three pressures, three hits and one forced fumble...had six tackles, three solo, one sack (seven yards) and one pressure vs. New England 11/27 for top game...had sack (six yards) and forced fumble 12/24 vs. Buffalo.

ALBERTS/AUZENNE

COLLEGE: Four-year letterman and two-year starter...career totals included 248 tackles, 105 solo, 69 QB pressures, 42 tackles for losses (242 yards), 29.5 sacks (196 yards), six interceptions, five fumbles recovered and five forced fumbles...led Huskers to Big 8 titles and Orange Bowl berth as sophomore, junior and senior...started every game at ROLB as **senior**, was consensus first-team All-America, and was winner of Dick Butkus award given to nation's top linebacker...was CFA/Hitachi Scholar-Athlete, GTE Academic All-America and was National Football Foundation Hall of Fame Postgraduate scholarship recipient...topped club in tackles with 96, 47 solo...added 38 QB pressures, 21 tackles for loss (99 yards), 15 sacks (88 yards) and three forced fumbles...sack total tied school single-season record...had three sacks vs. Florida State in Orange Bowl...earned first-team All-Big Eight honors while starting each game at ROLB as **junior**...finished third on team with 73 tackles, 27 solo...added 17 QB pressures, eleven tackles for losses (50 yards), 3.5 sacks (25 yards), one forced fumble and one recovered fumble...saw reserve action at each game at ROLB as **sophomore**...had 53 tackles, 21 solo, 12 QB pressures, nine tackles for losses (60 yards), seven sacks (50 yards), three fumbles recovered and one forced fumble...named Big Eight Defensive Newcomer-of-the-Year as **freshman** reserve LB...totaled 26 tackles, 10 solo, four sacks (33 yards), four tackles for losses (33 yards) and one recovered fumble...was redshirt in 1989...holds degree in speech communications.

PERSONAL: Full name is Trev Alberts...born in Cedar Falls, Ia....attended Northern High School...helped track team win four state titles and helped lead basketball team to state tourney finals...earned undergraduate degree in August of 1993...awarded \$18,000 postgraduate scholarship from National Football Foundation and Hall of Fame...worked as college football analyst on ESPN2 while injured in 1994...also has local weekly show during season on Indianapolis NBC affiliate...Alberts and his wife, Angela, reside in Indianapolis, Ind.

75 TROY AUZENNE

Offensive Tackle 6-7 300
California
1st Year With Colts, 5th in NFL
UFA (Chicago) - 1996
Born: June 26, 1969



GAMES STARTED/PLAYED: (1992, 16/16); (1993, 11/11); (1994, 3/11); (1995, 0/11) Total 30/49

PRO: Signed by Colts as UFA from Chicago on February 28, 1996...originally was D2-92 by Chicago, the 49th selection overall.

1995: Did not play 9/17 at Tampa Bay, 9/24 at St. Louis, 10/15 at Jacksonville, 12/17 vs. Tampa Bay and 12/24 vs. Philadelphia...saw most extended action 11/5 vs. Pittsburgh, playing entire second half and overtime at LT for injured Andy Heck...saw primary action in other 10 games in goalline situations and special teams.

CAREER NOTES: **1994:** Saw action at LT and RT...did not play 9/4 vs. Tampa Bay, 9/18 vs. Minnesota, 11/20 vs. Detroit, 11/27 at Arizona and 12/24 vs. New England...earned starts at LT 10/23 at Detroit and 10/31 vs. Green Bay...started at RT 11/13 at Miami...saw action in goalline situations in playoffs 1/1/95 at Minnesota and 1/7/95 at San Francisco. **1993:** Was inactive for first five games after injuring knee in preseason finale 8/27 vs. Giants...started at RT 10/25 vs. Minnesota...started final 10 games at LT. **1992:** Started at LT and

AUZENNE/BAILEY

became first Bears' offensive rookie since Jim Covert in 1983 to start 16 games.

HONORS: 1992: Pro Football Weekly, College and Pro Football Weekly, and Football News NFL All-Rookie.

COLLEGE: Four-year starter...named first-team All-America as senior...anchored line which averaged 214.6 rushing ypg....capped career with Citrus Bowl win over Clemson...was second-team All-Pac 10 as junior...participated in 835 of 843 offensive plays (99.1%)...helped lead team to Copper Bowl win over Wyoming...started nine games at LT as sophomore...started final eight games at LT as freshman...redshirted in 1987...liberal arts major.

PERSONAL: Full name is Troy Anthony Auzenne...born in El Monte, Calif....attended Bishop Amat High School...single...resides in Chicago, Ill.

80 AARON BAILEY

Wide Receiver 5-10 183

Louisville

3rd Year With Colts

Free Agent-1994

Born: October 24, 1971



GAMES STARTED/PLAYED: (1994, 0/13); (1995, 3/15) Total 3/28

PRO: Signed by Colts as FA on May 5, 1994.

1995: Earned starts 10/22 at Oakland, 10/29 vs. Jets, and 11/5 vs. Buffalo...ranked fifth on team in receptions and yards with 21-379, three TDs...was 21-495, one TD, 23.6 avg. as kickoff returner...was 4-51 at Buffalo 9/17 for top receptions game...was 3-87 vs. Buffalo for top yardage game...had season-long 45-yard grab vs. Buffalo...was 3-48, one TD receiving 10/8 at Miami...had all three receptions on fourth quarter TD tying drive...had 21t from QB-Jim Harbaugh to tie score at 24-24 with 1:09 remaining...was 3-37 receiving at Oakland...had 34-yard reverse to set up TD 11/26 vs. Miami for seasonal rushing totals and had 34t from QB-Jim Harbaugh...had big play day 12/10 at Jacksonville...had 95t KOR to open game, only fourth opening KORt in club history...had 14t reception from QB-Craig Erickson...also had 37-yard return in second quarter for 2-132, 66.0 KOR avg. **POST-SEASON:** Saw reserve action in all three games...was 3-46 receiving and 6-114, 19.0 KOR avg....had three solo special teams tackles...was 2-22.0 KOR avg. at San Diego 12/31...did not have any receptions...had three solo special teams tackles...was 2-37 receiving at Kansas City 1/7/96...was 1-9 receiving and 4-17.5 KOR avg. at Pittsburgh 1/14/96...barely missed connection from QB-Jim Harbaugh on final play of game from Steeler 29 yard-line.

CAREER NOTES: 1994: Did not play 9/11 at Tampa Bay and 9/18 at Pittsburgh...was inactive 10/23 vs. Washington...was 2-30 receiving...was 1-7 vs. Houston 9/4 and 1-23 vs. Buffalo 12/24...had two special teams tackles, one solo.

COLLEGE: Started final season in two-year career at Louisville...career totals included 39-883, five TDs receiving, 3-32 rushing, 51-23.2 KOR and 24-11.5, one TD PR...was 26-531, four TDs as senior flanker, along with 26-23.9 KOR and 10-13.0, one TD PR...was 6-175, two TDs receiving (6t, 63t) and had 67t PR vs. Memphis State in 54-28 win...receiving yardage was most by a school WR since 1970...saw action in Liberty Bowl win over Michigan State...started 2 of 10 games as junior...was 13-352, one TD receiving, 25-22.4 KOR and 14-10.4 PR...played two years at College of DuPage in Glen Ellyn, Ill....physical education major.

PERSONAL: Full name is Aaron Duane Bailey...born in Ann Arbor, Mich....lettered in football, track and basketball at Pioneer High School...named to All-Decade Team of the 1980s by the Detroit Free-Press...led grid team to state title as junior...single...resides in Louisville, Ky.

CAREER STATISTICS

Year	RECEIVING					RUSHING				
	No.	Yds.	Avg.	LG	TD	No.	Yds.	Avg.	LG	TD
1994	2	30	15.0	23	0	0	0	0.0	0	0
1995	21	379	18.0	45	3	1	34	34.0	34	0
TOTAL	23	409	17.8	45	3	1	34	34.0	34	0

CAREER BEST

Receptions: 4 at Buffalo 9/17/95
 Yards: 87 vs. Buffalo 11/5/95
 Longest: 45 vs. Buffalo 11/5/95
 TDs: 1 at Miami 10/8/95
 vs. Miami 11/26/95
 at Jacksonville 12/10/95

KICKOFF RETURNS

Year	No.	Yds.	Avg.	LG	TD
1994	0	0	0.0	0	0
1995	21	495	23.6	95t	1
TOTAL	21	495	23.6	95t	1

CAREER BEST

Number: 4 vs. Miami 11/26/95
 vs. San Diego 12/17/95
 Yards: 132 at Jacksonville 12/10/95
 Longest: 95t at Jacksonville 12/10/95
 TDs: 1 at Jacksonville 12/10/95

83 BRADFORD BANTA

Tight End 6-6 260
Southern California
3rd Year With Colts
D4-1994 (106th overall)
Born: December 14, 1970



GAMES STARTED/PLAYED: (1994, 0/16); (1995, 2/16) Total 2/32

1995: Earned starts 10/1 vs. St. Louis and 11/19 at New England as club opened in two-TE alignment...had seasonal and career receiving totals of 1-6 vs. San Diego 12/17...had three solo special teams tackles...saw primary action as long snapper and in short yardage situations...had solo special teams tackles 10/29 vs. Jets, 11/5 vs. Buffalo and 12/23 vs. New England. **POST-SEASON:** Saw reserve and special teams action in all three games...did not have any receptions.

CAREER NOTES: 1994: Did not have any receptions...saw primary action as long snapper and in blocking situations...ranked seventh on team with nine special teams tackles, six solo.

COLLEGE: Four-year letterman and two-year starter...career receiving statistics included 47-491, four TDs...named honorable mention All-Pac Ten as **senior** after totaling 31-284, two TDs...reception total is Trojan TE single-season record...earned All-Pac Ten honorable mention as **junior** starter...was 8-114, one TD...spent most of **sophomore** year as backup, but started three games...was 7-75 receiving...served as reserve for majority of **freshman** season but earned three starts and totaled 1-18, one TD receiving...was sidelined for remainder of season after suffering broken leg vs. UCLA...was red-shirted in 1989...communications major.

PERSONAL: Full name is Dennis Bradford Banta...born in Baton Rouge, La....lettered in basketball, football and track at University High School...was Parade grid All-American as senior...Banta and his wife, Alice, reside in Indianapolis, Ind.

29 JASON BELSER**Defensive Back 5-9 188****Oklahoma****5th Year With Colts****Draft-8a, 1992 (197th overall)****Born: May 28, 1970**

GAMES STARTED/PLAYED: (1992, 2/16); (1993, 16/16); (1994, 12/13); (1995, 16/16) Total 46/61

1995: Started all 16 games at FS...posted 109 tackles, 60 solo, seven passes defended, two fumbles forced, two fumbles recovered, one interception (0 yards) and one pressure...tackle total was fourth on team and second among DBs...added two solo special teams tackles...had 12 tackles, four solo, 11/5 vs. Buffalo...had 10 total tackles 9/3 vs. Cincinnati (four solo), 9/10 at Jets (six solo), and 10/15 vs. San Francisco (eight solo)...had nine tackles, eight solo, and three passes broken up 12/10 at Jacksonville...also was 1-15 for first career KOR...posted nine tackles, six solo, two passes broken up and one interception (0 yards) vs. New England 12/23...int. of QB-Drew Bledsoe at Patriots 34 with 0:47 remaining helped seal victory...had forced fumbles 11/19 at New England and 12/3 at Carolina...recovered fumbles 10/22 at Oakland and at New England...career totals include 397 total tackles, 25 passes defended, six interceptions (72 yards), six recovered fumbles, two forced fumbles and two pressures.

POST-SEASON: Started all three games at FS...had 16 tackles, eight solo, two interceptions (68 yards) and one pass defended...had five tackles, three solo, and two 4th quarter interceptions (68 yards) at San Diego 12/31...int. and 36-yard return led to Colts final TD...two ints. tied club playoff record shared by four others while 68 return yards ranked second (76, Johnny Sample, 12/27/59)...had three tackles, one solo, at Kansas City 1/7/96...had eight tackles, four solo, and one pass broken up at Pittsburgh 1/14/96.

CAREER NOTES: **1994:** Started games 2-7 at SS and games 11-16 at FS...granted roster exemption for first two games after agreeing to terms 8/24...did not play 10/30 vs. Jets due to knee injury...saw reserve action 11/6 at Miami...ranked second among DBs, sixth on club with 106 total tackles, 47 solo, seven passes defended, two hits, one interception (31 yards) and one pressure...had three double-digit tackle outings and 10 games of seven or more tackles...had 15 tackles, six solo, 9/18 at Pittsburgh and 15 tackles, five solo, 11/27 vs. New England for top tackle outings...had 10 tackles, four solo, 10/23 vs. Washington...had interception vs. Buffalo 12/24...had five special teams tackles, four solo. **1993:** One of seven Colts to start all 16 games...started first eleven games at FS before moving to SS for final five games...ranked third on team and first among DBs with 127 tackles, 94 solo, four passes defended, three recovered fumbles and one interception (14 yards)...tackle total was most by Colts DB since 1984 (Nesby Glasgow; 134, 88 solo)...had five double-digit tackle outings and posted seven or more tackles 12 times...had 13 tackles, 10 solo, 11/29 vs. San Diego and 13 tackles, seven solo, with one pass defended 12/19 vs. Philadelphia for top games...had interception 9/5 vs. Miami...had recovered fumbles 10/3 at Denver, 11/21 at Buffalo and 1/2/94 vs. Buffalo...ranked T3rd on club with 12 special teams tackles, eight solo. **1992:** Earned starts 9/13 vs. Houston and 11/29 vs. Buffalo in multiple DB alignment...had 55 tackles, seven passes defended, three interceptions (27 yards) and one recovered fumble...interception total was most by Colts rookie since 1984 (Eugene Daniel, 6)...had nine tackles, six solo, and one pass defended 11/1 vs. Miami for top game...had recovered fumble 9/20 at Buffalo...had interceptions 10/18 vs. San Diego (25 yards), 11/22 at Pittsburgh (-1 yard) and vs. Buffalo (seven yards)...ranked second on club in special teams tackles with 15, seven solo.

COLLEGE: Four-year letterman who started final three years at SS...became only second DB in school history to record 200 career tackles (214, 140 solo).

BELSER/BENNETT

along with 16 passes defended, 13 interceptions (216 yards, one TD), five fumbles recovered, four fumbles forced and three sacks (22 yards)...earned All-Big Eight honors as **senior** with 75 tackles, 52 solo, five interceptions (72 yards), seven passes defended and three sacks...was honorable mention All-America as **junior** by The Football News and The Poor Man's Guide...started at CB and SS, totaling 66 tackles, 42 solo, nine passes defended, four interceptions (105 yards), three fumbles recovered and two fumbles forced...was second-team All-Big Eight as **sophomore** with 62 tackles, 38 solo, four interceptions (39 yards), one forced fumble and one fumble recovered...was special teams standout who saw action in all backfield positions as **freshman**...had eleven tackles...communications major.

PERSONAL: Full name is Jason Daks Belser...born in Kansas City, Mo....attended Raytown South High School...played RB, CB, S, PK and P...father, Caesar, played with Kansas City (1968-71) and San Francisco (1974) and was member of Super Bowl IV champion Chiefs...single...resides in Kansas City, Mo.

CAREER STATISTICS

INTERCEPTIONS

Year	No.	Yds.	Avg.	LG	TD
1992	3	27	9.0	25	0
1993	1	14	14.0	14	0
1994	1	31	31.0	31	0
1995	1	0	0.0	0	0
TOTAL	6	72	12.0	31	0

CAREER BEST

Number:	1	six times
Yards:	31	vs. Buffalo 12/24/94
Longest:	31	vs. Buffalo 12/24/94

56 TONY BENNETT

Linebacker 6-2 250

Mississippi

3rd Year With Colts, 7th in NFL

UFA (Green Bay)-1994

Born: July 1, 1967



GAMES STARTED/PLAYED: (1990, 0/14); (1991, 16/16); (1992, 16/16); (1993, 7/10); (1994, 15/16); (1995, 16/16) Total 70/88 Total with Colts 31/32

PRO: Signed by Colts as UFA on March 25, 1994...was a D1-90 of Green Bay, the 18th selection overall...pick was obtained from Cleveland via 1989 draft day trade.

1995: Started first two games 9/3 vs. Cincinnati and 9/10 at Jets at LDE...started final 14 games at RDE...ranked first among DL and seventh on team in tackles with 83, 51 solo...topped club in sacks (10.5-67.5), hits (38) and pressures (17)...also had five passes defended, three forced fumbles and one fumble recovery...sack total was second-highest individual total since club's 1984 move to Indy (11.5, LB-Johnie Cooks, 1984)...has 52.5 sacks in last 74 games...named club's Co-Defensive Player-of-the-Year by Thundering Herd Fan Club...had season-high eight solo tackles 10/8 at Miami...had seven tackles, five solo, four pressures, three hits and two sacks (six yards) at Oakland 10/22...had seven tackles, two solo, and three hits at Jacksonville 12/10...had six tackles, three solo, three hits, one pressure and one recovered fumble at Jets...had 32t fumble return for third career score in third quarter to spark 21-point comeback win...had six tackles, five solo, three sacks (13

BENNETT

yards), three hits, one pressure, one pass broken up and one forced fumble in 36-28 win vs. Miami 11/26 to earn AFC Defensive Player-of-the-Week honors...first quarter sack and forced fumble of QB-Dan Marino set up Colts second TD...sack of Marino in end zone for safety in third quarter gave Colts 26-14 lead...also had six tackles 9/17 at Buffalo (three solo), 11/5 vs. Buffalo (three solo) and 12/3 at Carolina (two solo)...had other sacks 10/1 vs. St. Louis (2-21 yards), 10/15 vs. San Francisco (1-0), 10/29 vs. Jets (1-8), 12/23 vs. New England (1-17) and 11/19 at New England (0.5-2.5)...had other forced fumbles vs. San Francisco and at New England...career totals include 440 total tackles, 55.5 sacks (390.5 yards), 26 hurries, 14 forced fumbles, 14 passes defended and five recovered fumbles. **POST-SEASON:** Started all three games at RDE...posted 22 tackles, 12 solo, five hits, four passes defended and three pressures...had eight tackles, four solo, three pressures, three passes broken up and one hit at San Diego 12/31...had seven tackles, four solo, one hit and one pass broken up at Kansas City 1/7/96...had seven tackles, four solo, and three hits at Pittsburgh 1/14/96.

CAREER NOTES: 1994: Had 15 starts at RDE...did not start 11/6 at Miami...ranked eighth on team and third among DL in tackles with 89, 48 solo...led club with 35 hits and 9.0 sacks (82 yards) while ranking T3rd with nine pressures and T4th with eight passes defended...added two forced fumbles and one fumble recovery...had six games of seven or more tackles...had eleven tackles, nine solo, two sacks (15 yards) and one forced fumble 9/18 at Pittsburgh...sack and FF of QB-Neil O'Donnell led to 78t return by LB-Quentin Coryatt, the longest FR in team history...had eleven tackles, six solo, and five hits 12/11 at New England...had sack (14 yards) and forced fumble 12/4 at Seattle...had sack (three yards) and 75t fumble return 9/4 vs. Houston, the second-longest FR in club history...was 2-24 sacks at Buffalo 10/16...had other sacks 9/25 vs. Cleveland (nine yards), 10/9 at Jets (eight yards) and 12/24 vs. Buffalo (nine yards). **1993:** Started seven of 10 outings for Green Bay...missed first six games due to contractual stalemate...started playoff contests 1/8/94 at Detroit and 1/16/94 at Dallas and led team with three post-season sacks while tallying 20 post-season tackles, 13 solo...finished season with 53 tackles, 44 solo...was third on team with 6.5 sacks, trailing teammates Reggie White (13.0) and Bryce Paup (11.0)...ended holdout on 10/27 and was activated 10/31 vs. Chicago...had seven tackles, 2.5 sacks and a forced fumble vs. Raiders 12/26 for top game...earned first start 11/21 vs. Detroit...had two sacks at San Diego 12/12. **1992:** Earned 12 starts at ROLB and four at RDE...led team in sacks (13.5), forced fumbles (4) and fumble recoveries (3) while ranking third in tackles with 91, 52 solo...sack total topped club for second consecutive season and ranked T6th in NFL...had season-high 10 tackles vs. Cincinnati 9/20...had 3.5 sacks 11/8 at Giants...named Defensive Player-of-the-Month for November...had 18t fumble return 12/6 vs. Detroit. **1991:** Led team while placing T3rd in NFC with 13 sacks (83.5 yards)...finished third on team in tackles with 111, 70 solo...tied for team-high honors with three forced fumbles...had 11 sacks in final 10 games...had three two-sack efforts (10/17 vs. Bears, 10/27 at Tampa Bay, 11/24 vs. Indianapolis)...had season-high nine tackles on four occasions (9/29 at Rams, 11/17 vs. Minnesota, 11/24 vs. Indianapolis, 12/15 vs. Lions). **1990:** Posted 13 tackles, eight solo, three sacks (22 yards), one forced fumble and one batted pass...sack total was most by a Packer rookie linebacker since 1986 (Tim Harris, 7.5)...had five tackles and a forced fumble 12/22 vs. Detroit for top game...registered first career sack in season opener 9/9 vs. Rams.

HONORS: 1995: AFC Defensive Player-of-the-Week 11/26 vs. Miami.

COLLEGE: Four-year letterman and two-year starter...redshirted in 1985...named to Ole Miss' Team-of-the-Century (1893-1993)...posted 207 career tackles, 137 solo, 19 sacks and 29 tackles for losses...named second-team All-America by *The Sporting News* as **senior** after totaling 11 sacks and 14 tackles for losses...earned All-SEC honors by UPI and SEC coaches...voted SEC Defensive Player-of-the-Week for 15-tackle, one-sack effort in win over Memphis State...switched to OLB prior to **junior** season and won starting position...led team with seven sacks...became only second Division 1-A player ever to score a defensive extra point (two points) by recovering a blocked conversion vs. Tennessee in 1988 and racing 92 yards...physical education and recreation major.

PERSONAL: Full name is Tony Lydell Bennett...born in Clarksdale, Miss....won six letters, three each in football and track at Coahoma County High School...set state discus record (158'10") and finished second in state shot put competition (54'4")...brother, Charles, played for Miami Dolphins (1987) and CFL's Saskatchewan Roughriders (1985)...is an avid hunter and outdoorsmen...single...resides in Indianapolis, Ind.

14 CARY BLANCHARD

Kicker 6-1 227

Oklahoma State

2nd Year With Colts, 4th in NFL

Free Agent-1995

Born: November 5, 1968



GAMES STARTED/PLAYED: (1992, 0/11); (1993, 0/16); (1995, 0/12) Total 0/39 Total with Colts 0/12

PRO: Signed with Colts as FA on October 3, 1995...originally signed as FA by Dallas on April 30, 1991...waived on August 5, 1991...signed as FA by New Orleans on July 7, 1992...waived on August 31, 1992...signed by New Orleans to practice squad on September 2, 1992...terminated on September 3, 1992...signed by New Orleans to practice squad on September 7, 1992...deleted from practice squad on September 9, 1992...signed by New Orleans to practice squad on September 12, 1992...signed to active roster from practice squad on September 14, 1992...waived on September 26, 1992...claimed off waivers by NY Jets on September 28, 1992...waived on June 23, 1994...signed by Minnesota as FA on July 12, 1994...waived on August 28, 1994...signed by New Orleans as FA on April 18, 1995...waived on August 27, 1995.

1995: Signed with Colts after tryouts with eight different teams since being waived in June of 1994...was 19-24 FGs and 25-25 PATs for team-high 82 points...named club's Comeback Player-of-the-Year by Thundering Herd Fan Club...made first nine FGs as Colt and ranked fourth in club history with .792 FG pct. (.889, Dean Biasucci, 1987; .857, Raul Allegre, 1983; .839, Biasucci, 1993)...hit 27-yard FG 4:58 into overtime to give Colts 27-24 victory 10/8 at Miami in first game...named AFC Special Teams Player-of-the-Week 10/15 vs. San Francisco...was 4-4 FGs, hitting from 32, 46, 45 and 41 in 18-17 win...45-yard FG gave Colts 15-14 lead with 1:31 remaining in third quarter...41-yard FG lifted Colts to 18-17 lead with 2:36 remaining in game...became first Colt to have game-deciding late FGs in consecutive games...was 3-4 FGs 12/17 vs. San Diego, with career-long 50-yarder tying score with 0:48 remaining...had 30-yard FG with 5:51 remaining for winning points in playoff clinching 10-7 victory 12/23 vs. New England...had 47-yard FG 12/3 at Carolina...hit from 46 yards 10/29 vs. Jets. **POST-SEASON:** Saw action in all three games...was 4-7 FGs and 7-7 PATs for 19 points...was 5-5 PATs at San Diego 12/31...was 1-3 FGs and 1-1 PATs at Kansas City 1/7/96...had 30-yard FG with 2:48 remaining in third quarter for decisive points...was 3-4 FGs and 1-1 PATs at Pittsburgh 1/14/96.

CAREER NOTES: **1993:** Was 17-26 FGs and 31-31 PATs for Jets...was 5-5 PATs with 42-yard field goal in 45-7 victory over New England 9/26...scored all six points on field goals of 33 and 23 yards in 6-0 victory over New England 11/28...45-yard field goal gave Jets a 3-0 victory at Washington 12/11...was 33-48 FGs in 27 games as Jet in 1992-93. **1992:** Led Jets in scoring and finished 12th in AFC with 65 points in 12 games...in first game kicked field goals of 47, 40, and 37 yards in 30-21 victory over New England 10/4...was *Pro Football Weekly's* "Golden Toe of the Week"...made kicks of 19 and 35 yards in 10-6 loss to Colts 12/13...connected on his first nine career field goal attempts...was 3-3 on PATs and kicked a 47-yard, 4th quarter FG to help seal 26-14 victory over Miami 11/1...with Sacramento hit 5-8 field goals and 17-17

BLANCHARD/BUCHANAN

PATs...connected on two field goals in 21-17 win over Orlando in the World Bowl.

HONORS: 1995: AFC Special Teams Player-of-the-Week 10/15 vs. San Francisco.

COLLEGE: Was three-time All-Big Eight choice at Oklahoma State...ranks second on Cowboys' all-time list with 315 points (Barry Sanders, 330)...2-time honorable mention All-America...played in the 1991 Blue-Gray Game...set NCAA season records in 1990 for consecutive PAT (67) and most PAT in a season (67)...also punted and averaged over 40 yards a kick in 1990 (40.8) and 1989 (40.0).

PERSONAL: Full name is Robert Cary Blanchard...born in Fort Worth, Texas...lettered in football and baseball at L.D. Bell High School in Hurst, Texas...attended Oklahoma State to play football and baseball...was offered scholarship from SMU for soccer and from LSU for baseball...played third base and was teammate of Robin Ventura (Chicago White Sox)...Blanchard and his wife, Mindy, reside with their children, Blake and Bayli, in Stillwater, Okla.

CAREER STATISTICS

Year	FGM-FGA	PCT	PATs	PCT	LG	PTS
1992 Jets	16-22	72.7	17-17	100.0	47	65
1993 Jets	17-26	65.4	31-31	100.0	45	82
1995	19-24	79.2	25-25	100.0	50	82
TOTALS	52-72	72.2	73-73	100.0	50	229

34 RAY BUCHANAN

Defensive Back 5-9 195

Louisville

4th Year With Colts

Draft-3, 1993 (65th overall)

Born: September 29, 1971



GAMES STARTED/PLAYED: (1993, 5/16); (1994, 16/16); (1995, 16/16) Total 37/48

PRO: Pick was obtained from L.A. Rams for D3-93 (73rd) and D5-93 (127th) draft picks.

1995: Started each game at LCB...ranked sixth on team and third among DBs in tackles with 105, 68 solo...led team with 18 passes defended...had two interceptions (60 yards), two hits, one sack (eight yards), one fumble recovered and one pressure...was 16-113, 7.1 avg. as punt returner...had 10 solo tackles 9/17 at Buffalo...had 10 tackles, two solo, two hits, one pressure and one pass broken up 10/15 vs. San Francisco...had 10 tackles, eight solo, and two passes broken up 12/17 vs. San Diego...had nine tackles, four solo, and one pass broken up 10/1 vs. St. Louis...had eight tackles, seven solo, and two passes broken up 10/22 at Oakland...had season-high three passes broken up 12/3 at Carolina and 12/23 vs. New England...had interceptions at New Orleans (60 yards) and at Carolina...had sack at New England...recovered fumble vs. Cincinnati...was 4-16 PR 11/19 at New England for season-high attempts...was 3-38 PR vs. New England for season-high yardage total...had season-long 17-yard punt returns at Carolina and vs. New England...had 22-yard kickoff return 11/26 vs. Miami...career totals include 307 total tackles, 46 passes defended, 14 interceptions (326 yards), two sacks (14 yards), two recovered fumbles and one pressure. **POST-SEASON:** Started all three games at LCB...posted 18 tackles, eight solo, three passes defended and one hit...was 5-67, 13.4 PR avg....had five tackles, two solo, and three passes broken up at San Diego 12/31...was 2-52 PR, including club playoff record 46-yarder to San Diego 27 that set up Colts first TD...had five tackles, two solo, at Kansas City 1/7/96...was 2-10 PR...had eight tackles, four solo, and one hit at Pittsburgh 1/14/96...was 1-5 PR.

CAREER NOTES: 1994: Started first 10 games at FS before opening at LCB for final six contests...ranked fourth on club, first among DBs with 137 tackles, 73 solo...solo total was second on team (Jeff Herrod, 94)...led team with 19 passes defended and eight interceptions (221 yards)...had three hits, one fumble recovery and one sack (six yards)...concluded season with int. in six of final seven games...seasonal int. total was third-highest in NFL (Eric Turner, Cleveland; Aeneas Williams, Arizona, 9) and tied RCB-Eugene Daniel (8, 1985) for most by Colt since 1977 (Lyle Blackwood, 10), while 221 return yards was third-most in NFL (Deion Sanders, San Francisco, 303; Stanley Richard, San Diego, 224) and was second-most in team history (225, Keith Taylor, 1989)...had seven thefts in seven games at LCB...previous club LCBs needed 69 games to notch seven ints....posted six double-digit tackle outings...had season-high 16 tackles, seven solo, 9/18 at Pittsburgh...had 12 tackles, nine solo, and one interception (one yard) vs. Buffalo 12/24...had 28t int. 11/6 at Miami after making seasonal LCB debut in 4th quarter...named AFC Defensive Player-of-the-Week 12/4 at Seattle with 11 tackles, nine solo, one sack (six yards), one interception (37t), one hit, one recovered fumble and one pass defended...had two interceptions (113 yards) at New England 12/11 to set club record with an interception in fifth consecutive game (4; Carl Taseff, 1958; Don Shinnick, 1959-60; Charlie Stukes, 1971)...had T3rd longest int. return in team history with 90t while 113 return yards marked only third 100+ game in team history (121, Milt Davis at Chicago, 11-17-57; 116, Andy Nelson vs. Green Bay, 11-2-58)...set club record with third seasonal TD via int. (2, five times)...had int. in end zone with 0:54 remaining to thwart final Cincinnati drive and preserve 17-13 win 11/20...had other ints. 9/4 vs. Houston (22 yards) and 11/27 vs. New England (20 yards). **1993:** Started final five contests at FS...ranked second among DBs with 65 tackles, 44 solo...led club with four interceptions (45 yards) and had nine passes defended...had season-high 14 tackles, 10 solo, one pass defended and one int. 12/19 vs. Philadelphia...had int. 10/31 vs. New England to preserve 9-6 win...was 1-28 ints. and had TD saving tackle 12/5 at Jets in 9-6 win...had interception 11/21 at Buffalo.

HONORS: 1993: Football News NFL All-Rookie Team. **1994:** AFC Defensive Player-of-the-Week 12/4 at Seattle...UPI AFC Second Team.

COLLEGE: Four-year letterman who started final three seasons...started at FS after shifting from CB as freshman...career totals included 273 tackles, 177 solo, 15 interceptions (159 yards), 13 passes defended, six blocked kicks, three fumbles recovered, three fumbles forced and one sack, along with 18-9.1 PR and 3-19.0 KOR...had 95 tackles, 55 solo, four interceptions (61 yards), 10 passes defended, three fumbles recovered and two fumbles forced as **senior**...had 108 tackles, 68 solo, and a school seasonal record eight interceptions (89 yards) as **junior**...had 59 tackles, 46 solo, three interceptions (nine yards), two passes defended and four blocked kicks (3 punts, 1 FG) as **sophomore**...was Fiesta Bowl Defensive MVP vs. Alabama with two tackles, one fumble recovered and a recovery of a blocked punt for a touchdown in 34-7 win...had eleven stops as **freshman** reserve CB...communications major.

PERSONAL: Full name is Raymond Louis Buchanan...born in Chicago, Ill....four-year letterman in track and football at Proviso East (Ill.) High School...brother, Richard, was WR at Northwestern (1987-90)...Buchanan and his wife, Sheree, reside with their daughter, Destinee (3/11/92), and son, Raymond, Jr. (12/8/93), in Indianapolis, Ind.

CAREER STATISTICS

INTERCEPTIONS

Year	No.	Yds.	Avg.	LG	TD
1993	4	45	11.3	28	0
1994	8	221	27.6	90t	3
1995	2	60	30.0	60	0
TOTAL	14	326	23.3	90t	3

CAREER BEST

Number:	2	at New England 12/11/94
Yards:	113	at New England 12/11/94
Longest:	90t	at New England 12/11/94
TDs:	1	at Miami 11/6/94 at Seattle 12/4/94 at New England 12/11/94

BUCHANAN/CLARKS/CORYATT

PUNT RETURNS						KICKOFF RETURNS				
Year	No.	Yds.	Avg.	LG	TD	No.	Yds.	Avg.	LG	TD
1995	16	113	7.1	17	0	1	22	22.0	22	0
TOTAL	16	113	7.1	17	0	1	22	22.0	22	0

PUNT RETURNS						KICKOFF RETURNS					
Number:	4	at New England 11/19/95				Number:	1	vs. Miami 11/29/95			
Yards:	38	vs. New England 12/23/95				Yards:	22	vs. Miami 11/29/95			
Longest:	17	at Carolina 12/3/95 vs. New England 12/23/95				Longest:	22	vs. Miami 11/29/95			

35 CONRAD CLARKS

Defensive Back 5-10 218

Northeast Louisiana

2nd Year With Colts

Free Agent-1995

Born: April 21, 1969



GAMES STARTED/PLAYED: (1995, 0/6) Total 0/6

PRO: Signed with Colts as FA on April 27, 1995.

1995: Saw special teams action 10/8 at Miami, 10/15 vs. San Francisco, 10/22 at Oakland, 12/10 at Jacksonville, 12/17 vs. San Diego and 12/23 vs. New England...was inactive for other 10 games...ranked T3rd on team in special teams tackles with 10, seven solo...had season-high three special teams tackles, two solo, vs. San Francisco...had two solo special teams tackles at Miami...had two special teams tackles, one solo, vs. San Diego. **POST-SEASON:** Had one solo special teams tackle as reserve in all three games.

COLLEGE: Two-year starter...career totals included 22 games with 21 starts, 163 tackles, 121 solo, nine passes broken up, seven tackles for losses and two fumbles recovered...was honorable mention All-America and first-team All-Independent by The NFL Draft Report as **senior**...started first three games at SS and final eight contests at FS...had 94 tackles, 70 solo, six passes broken up, five tackles for losses and one fumble recovered...posted school single-game record 25 tackles, 21 solo, vs. Nevada...saw action in eleven games with 10 starts at SS as **junior**...posted 69 tackles, 51 solo, three passes broken up, two tackles for losses and one recovered fumble...transferred from Pearl River (Miss.) Community College...career totals included 125 tackles and 19 passes broken up...led team to 10-1 record while manning FS position as **sophomore**...saw action at CB as **freshman**...physical education major.

PERSONAL: Full name is Conrad Clarks...born in Franklin, La....attended Franklin High School...single...resides in Monroe, La.

55 QUENTIN CORYATT


Linebacker 6-3 250

Texas A&M

5th Year With Colts

Draft-1b, 1992 (2nd overall)

Born: August 1, 1970



GAMES STARTED/PLAYED: (1992, 7/7); (1993, 16/16); (1994, 16/16); (1995, 16/16) Total 55/55

PRO: Pick obtained by Colts in trade with Tampa Bay for QB-Chris Chandler.

1995: Started at RLB...1995 marked first time Coryatt played same position two seasons consecutively...started at LILB in 3-4 scheme as rookie in 1992, MLB in 4-3 scheme in 1993 and RLB in 4-3 scheme in 1994...ranked second on club with 163 total tackles while topping club with 86 solo tackles...added 16 hits, seven passes defended, six pressures, 2.5 sacks (five yards), three fumbles recovered, one forced fumble and one interception (six yards)...had six solo special teams tackles...named club's Co-Defensive Player-of-the-Year along with DL-Tony Bennett by Thundering Herd Fan Club...had nine double-digit tackle outings and has 23 for career...had season-high 19 tackles, 10 solo, two passes broken up and one sack vs. San Francisco 10/15...posted 14 tackles, eight solo, and one pass broken up 11/5 vs. Buffalo...had 13 tackles, four solo, one hit; one pressure and one pass broken up 12/10 at Jacksonville...posted 12 tackles, six solo, two pressures, first career interception (six yards), one pass broken up and one hit 12/17 vs. San Diego...had 12 tackles, two solo, 10/8 at Miami...totaled 11 tackles, eight solo, and one pressure 10/29 vs. NY Jets...had 10 tackles, six solo, two hits and 0.5 sacks (0 yards) at Buffalo 9/17...had 10 tackles, four solo, two hits, one pressure and one forced fumble 9/3 vs. Cincinnati...posted 10 tackles, three solo, one hit and one recovered fumble 10/1 vs. St. Louis...had other sack 12/23 vs. New England (1-5)...recovered fumbles 11/19 at New England and 11/26 vs. Miami and forced fumble 12/3 at Carolina...exited games in third quarter at Jets 9/10 (groin) and at Carolina (achilles) with injuries...career totals include 508 total tackles, 25 passes defended, 17 pressures, 6.5 sacks (30 yards), five recovered fumbles, four forced fumbles and one interception (six yards). **POST-SEASON:** Started all three games at RLB...posted 30 tackles, 18 solo, two hits, one pressure, one pass defended and one interception (10 yards)...had four special teams tackles, three solo...had seven tackles, three solo, and one pressure at San Diego 12/31...had team-high 12 tackles, eight solo, and one interception (10 yards) at Kansas City 1/7/96...added two solo special teams tackles...had 11 tackles, seven solo, two hits and one pass broken up at Pittsburgh 1/14/96...added two special teams tackles, one solo.

CAREER NOTES: 1994: Started at RLB in 4-3 scheme...ranked third on club with 141 total tackles, 61 solo...had eight hits, six passes defended, two pressures, one sack (four yards) and one fumble recovery...had seven double-digit tackle games...had season-high 14 tackles, eight solo, and one fumble recovery 9/18 at Pittsburgh...set record for longest fumble return in team history with 78t...had 13 tackles, five solo, 9/25 vs. Cleveland...had 13 tackles, four solo, 11/6 at Miami and 11/27 vs. New England...suffered stretched brachial plexus on game's first play 10/30 at Jets and missed remainder of contest...had sack 9/4 vs. Houston. **1993:** Started at MLB in 4-3 scheme...led team in tackles with 150, 96 solo...became first player other than LB-Jeff Herrod to lead team in total tackles since LB-Duane Bickett (1988)...had eleven passes defended, eight hurries, one sack and one forced fumble...posted team season-high 17 tackles, seven solo, 11/29 vs. San Diego...had 13 tackles, eight solo, two passes defended, one sack and one hurry 9/12 at Cincinnati...had forced fumble 1/2/94 vs. Buffalo. **1992:** Started at LILB in 3-4 scheme...missed final nine games after suffering displaced bone in left wrist 10/25 at Miami...had surgery and pin inserted 10/26...totaled 54 tackles, 41 solo, two sacks (21 yards), two forced fumbles, one recovered fumble, one QB pressure and one pass defended...ranked second on team in tackles at time of injury...had eleven tackles, nine solo, one forced fumble and one pass defended 9/20 at Buffalo for top game...had two sacks 9/6 vs. Cleveland.

HONORS: 1992: Pro Football Weekly/Pro Football Writers Association NFL All-Rookie Team.

COLLEGE: Two-year starter who earned All-America and All-SWC honors as junior and senior at ILB...career totals included 184 tackles, 106 solo, 16 tackles for losses (72 yards), 7.5 sacks, three recovered fumbles and one forced fumble...was first-team All-America choice of The Poor Man's Guide and consensus all-conference pick as **senior** with 92 tackles, 50 solo, eleven tackles for losses (46 yards), 4.5 sacks, three passes defended, one forced fumble and one recovered fumble...helped lead team to Cotton Bowl...was honorable mention All-America by The Poor Man's Guide as **junior**...totaled 92 tackles, 56 solo, 18 QB pressures, five tackles for losses (26 yards), three sacks and two fumble recoveries...helped lead team to Holiday Bowl...kinesiology major.

PERSONAL: Full name is Quentin John Coryatt...born in St. Croix, Virgin

CORYATT/CROCKETT/DANIEL

Islands...lettered in football, baseball and track at Lee High School in Baytown, Tex....single...resides in Sugarland, Tex.

32 ZACK CROCKETT

Running Back 6-2 246
Florida State
2nd Year With Colts
Draft-3, 1995 (79th overall)
Born: December 2, 1972



GAMES STARTED/PLAYED: (1995, 0/16) Total 0/16

1995: Saw reserve and special teams action in 16 games...elevated to starter for playoffs for injured FB-Roosevelt Potts...had six special teams tackles, four solo...was 1-0 vs. San Diego 12/17 for seasonal rushing totals...totaled 2-35 receiving...was 1-16 vs. Buffalo 11/5 and 1-19 vs. San Diego. **POST-SEASON:** Saw action in all three games, starting final two...was 20-161, two TDs rushing and 6-37 receiving...entered wildcard matchup at San Diego 12/31 with one career rush for 0 yards...totaled 13-147, two TDs rushing and 2-10 receiving...had 33 and 66 yard TD runs...set club playoff marks for rushing yards, yards per carry (11.3) and longest rush (66), while 157 total yards ranked second all-time (178, Raymond Berry, 12/28/58)...11.3 rushing avg. was third-highest in NFL playoff history (15.9, Elmer Angsman, Chicago Cardinals vs. Philadelphia 12/28/47; 15.85, Keith Lincoln, San Diego vs. Boston 1/5/64)...was 6-12 rushing and 2-5 receiving at Kansas City 1/7/96...was 1-2 rushing and 2-22 receiving at Pittsburgh 1/14/96.

COLLEGE: Two-year letterman and one-year starter...career totals included 22 games with eleven starts and 111-481, 12 TDs rushing...named first-team All-Atlantic Coast Conference and second-team All-America by The Poor Man's Guide as **senior**...started eleven games and was 83-341, eleven TDs rushing, 14-165 receiving...converted 10-14 first downs on third/fourth down rushes...became first FSU fullback since 1984 to rush for 100+ yards in a game after 19-123 rushing with 1t and 14t scores vs. Maryland...had 24t rush vs. Wake Forest, 1t vs. North Carolina, 1t and 2t rushes vs. Miami and 1t, 4t and 1t rushes vs. Duke for other scores...redshirted in 1993...saw reserve action in eleven games as **junior** and totaled 28-140, one TD rushing...was season-high 8-52 with 32t vs. Maryland...saw extensive action on special teams...transferred from Hinds (Raymond, Miss.) Community College...started 10 games as **sophomore** and totaled 239-967, eleven TDs rushing...was All-America, all-state and all-region choice...saw action in 10 games with seven starts as **freshman**...was 172-801, seven TDs...criminology major.

PERSONAL: Full name is Zack Crockett...born in Pompano Beach, Fla....was first-team all-district and second-team all-state at Ely High School...brother, Henri, is MLB at Florida State...single...resides in Tallahassee, Fla.

38 EUGENE DANIEL

Defensive Back 5-11 178
Louisiana State
13th Year With Colts
Draft-8, 1984 (205th overall)
Born: May 4, 1961



GAMES STARTED/PLAYED: (1984, 13/15); (1985, 16/16); (1986, 15/15); (1987, 11/12); (1988, 15/16); (1989, 14/15); (1990, 15/15); (1991, 16/16); (1992, 13/14); (1993, 16/16); (1994, 15/16); (1995, 16/16) Total 175/182

1995: Started at RCB...had 46 tackles, 31 solo...tied for team lead with three interceptions (142 yards) while ranking second with 16 passes defended...had one forced fumble...182 career games played ranks fifth in club history while 31 career ints. are T5th all-time...had season-high six tackles, three solo, 10/8 at Miami...had five tackles, three solo, and three passes defended 9/3 vs. Cincinnati...had five tackles, three solo, 10/15 vs. San Diego...had 97t int. return 10/29 vs. Jets on final play of first half to give Colts 17-3 lead and was longest return in club history...also had ints. 11/26 vs. Miami (0 yards) and 12/10 at Jacksonville (45 yards)...had forced fumble 10/15 vs. San Francisco...career totals include 720 tackles, 182 passes defended, 31 interceptions (383 yards), six forced fumbles, four recovered fumbles, four sacks (50 yards) and one pressure. **POST-SEASON:** Saw reserve action in all three games...had three tackles, one solo, one interception (13 yards) and one pass defended...had one assisted tackle and one pass broken up at San Diego 12/31...had one interception at Kansas City 1/7/96...had two tackles, one solo, at Pittsburgh 1/14/96.

CAREER NOTES: **1994:** Was reserve 10/23 vs. Washington with hip injury...ranked fourth among DBs in tackles with 78, 57 solo...was T2nd with 14 passes defended while adding two interceptions (six yards) and one forced fumble...had nine tackles, seven solo, and one pass broken up at Miami 11/6 for top game...tackled Jets' WR-Rob Moore for no gain on 4th-1 at Colt 38 with 1:35 remaining to preserve 28-25 win 10/30...had interceptions 10/2 vs. Seattle and 12/11 at New England (six yards)...had forced fumble 11/20 at Cincinnati. **1993:** Ranked eighth on club in tackles with 63, 47 solo...had one interception (17 yards) and led team with 14 passes defended...had eight tackles, seven solo, 9/12 at Cincinnati for top game...had int. with 1:01 remaining to set up winning FG 12/5 at Jets. **1992:** Was inactive 9/6 vs. Cleveland and 9/13 vs. Houston due to knee injury...saw reserve action 9/20 at Buffalo...had 56 tackles, 49 solo, 14 passes defended, two sacks (six yards) and one interception...had six tackles, four solo, and one sack (two yards) 11/15 vs. New England...had interception 10/4 at Tampa Bay. **1991:** Totaled 58 tackles, 38 solo, 10 passes defended, three interceptions (22 yards) and one fumble forced...had seven tackles, three solo, vs. Miami 11/3 for top outing...interceptions came 9/22 vs. Detroit (10 yards), 10/6 vs. Pittsburgh and 10/20 vs. Jets (12 yards). **1990:** Started 15 games at RCB...was inactive 10/7 vs. Kansas City due to knee injury suffered at Philadelphia 9/30...had 59 tackles, 48 unassisted...led team with 18 passes defended, while also forcing one fumble. **1989:** Missed starts 11/19 vs. Jets and 11/26 vs. San Diego due to virus...was inactive vs. Jets, but subbed vs. San Diego...had 51 tackles, 41 solo, one interception (34 yards), 14 passes defended, one forced fumble and one fumble recovered...had six stops 9/24 vs. Atlanta, 10/15 at Denver and 11/12 at Buffalo for top tackle games. **1988:** Did not start 10/9 at Buffalo...had 65 tackles, 52 solo, 13 passes defended and two interceptions (44 yards)...had 41t interception 10/16 vs. Tampa Bay for deciding score in 35-31 win. **1987:** Missed weeks three through five and start 11/1 at Jets...had 39 tackles, 30 solo, 17 passes defended and two interceptions (34 yards)...was last player to intercept Dan Fouts at San Diego 12/20...had five unassisted tackles in 1/9/88 Divisional Playoffs at Cleveland. **1986:** Missed contest 11/16 at Jets...had 69 stops, 52 solo, two interceptions, a team-high 15 passes defended and one fumble recovery...returned blocked punt 13 yards for TD with :20 remaining 12/7 at Atlanta in Colts' 28-23 win. **1985:** Led club for second straight season while ranking T2nd in NFL with eight interceptions (53 yards)...had 74 tackles, 65 solo, and 23 passes defended...named All-AFC by The Football News...was 3-45 interceptions and had fumble recovery for 25 yards vs. Green Bay 10/27 to earn AFC Defensive Player-of-the-Week honors...three interceptions tied Colts' single-game record...had one interception, nine tackles and a blocked FG vs. Denver 10/13...had two recovered fumbles and one forced fumble. **1984:** Stepped in at RCB and picked off a team-high six passes...had two thefts in debut 9/2 vs. Jets...had 62 tackles, 45 unassisted, 14 passes defended and five special teams tackles.

HONORS: **1985:** The Football News All-AFC Team...AFC Defensive Player of the Week 10/27 vs. Green Bay.

COLLEGE: Four-year letterman...signed as QB out of high school, but was con-

DANIEL/DAWKINS

verted to DB...career totals included 156 total tackles...was LSU's seventh-leading tackler in 1983 with 66 while adding four interceptions (22 yards)...helped Tigers reach 1982 Orange Bowl as sophomore...holds degree in marketing.

PERSONAL: Full name is Eugene Daniel...born in Baton Rouge, La....attended Robert E. Lee High School...single...resides in Atlanta, Ga.

CAREER STATISTICS

INTERCEPTIONS

Year	No.	Yds.	Avg.	LG	TD
1984	6	25	4.2	18	0
1985	8	53	6.6	29	0
1986	2	6	3.0	3	0
1987	2	34	17.0	38	0
1988	2	44	22.0	41 t	1
1989	1	34	34.0	34	0
1990	0	0	0.0	0	0
1991	3	22	7.3	12	0
1992	1	0	0.0	0	0
1993	1	17	17.0	17	0
1994	2	6	3.0	6	0
1995	3	142	47.3	97 t	1
TOTAL	31	383	12.4	97 t	2

CAREER BEST

Number:	3	vs. Green Bay 10/27/85
Yards:	97	vs. NY Jets 10/29/95
Longest:	97t	vs. NY Jets 10/29/95
TDs:	1	vs. Tampa Bay 10/16/88 vs. NY Jets 10/29/95

87 SEAN DAWKINS

Wide Receiver 6-4 211

California

4th Year With Colts

Draft-1, 1993 (16th overall)

Born: February 3, 1971



GAMES STARTED/PLAYED: (1993, 7/16); (1994, 16/16); (1995, 13/16) Total 36/48

1995: Did not start 9/3 vs. Cincinnati, 9/10 at Jets and 10/1 vs. St. Louis...was backup for first two games before assuming No. 1 spot after season-ending injury to WR-Flipper Anderson...did not start vs. St. Louis as club opened in two-TE alignment...ranked first on club in receiving yards (784), second in receptions (52) and T3rd in TDs (3)...posted career seasonal bests in receptions and yards...Dawkins and RB-Marshall Faulk are only Colts with receptions in last 32 games...has receptions in 33 consecutive games and 41 of 48 career games...was 7-77 at Miami 10/8 for top receptions game...was 6-63 in fourth quarter and overtime scoring drives...totaled 6-123 vs. San Diego 12/17 for fourth career 100+ outing and top yardage game...five of six receptions produced first downs and all catches led to scores...was 4-101 at New England 11/19...had 40-yard grabs from QB-Jim Harbaugh in each half, both setting up TDs...was 6-81 at Carolina 12/3...was 4-71 with season-long 52 yarder at Oakland 10/22...connected with Harbaugh on 15t at Jets, 5t vs. Miami 11/26 and 31t at Carolina 12/3 for scoring receptions. **POST-SEASON:** Started all three games...was 13-182, one TD receiving...was 2-49, one TD at San Diego 12/31...had 42t from QB-Jim Harbaugh on 3rd-7 for 21-17 lead with 0:47 remaining in third quarter...was 4-37 receiving at Kansas City 1/7/96...was 7-96 receiving with long of 30 at Pittsburgh 1/14/96.

DAWKINS/DILGER

CAREER NOTES: 1994: Ranked first on club in receiving yards, second in TDs and third in receptions with 51-742, five TDs...Dawkins and RB-Marshall Faulk were only Colts with receptions in each game...was 6-105 at Buffalo 10/16 for top seasonal yardage outing...was 7-85, one TD 11/17 vs. New England for top reception outing...had 23t from QB-Don Majkowski...was 5-99 with season-long 49-yarder vs. Seattle 10/2...was 5-78 with 19t from QB-Jim Harbaugh 9/18 at Pittsburgh...was 5-68, one TD at Cincinnati 11/20...had 8t from Majkowski with 1:54 remaining for winning score in 17-13 victory...other scores were 24t from Harbaugh 10/23 vs. Washington and 16t from Majkowski 12/4 at Seattle...joined WR-Floyd Turner (52) and Faulk (52) to form only fourth 50+ seasonal reception trio in club history (1989, Brooks (63)/Andre Rison (52)/Albert Bentley (52); 1990, Bentley (71)/Brooks (62)/Jessie Hester (54); 1993, Reggie Langhorne (85)/Hester (64)/Anthony Johnson (55). **1993:** Earned starts in three-WR sets 9/5 vs. Miami, 10/10 vs. Dallas, 10/24 at Miami, 10/31 vs. New England, 11/7 at Washington, 12/12 at Giants and 12/19 vs. Philadelphia...was 26-430, one TD receiving...ranked fourth on club in receiving yards and fifth in receptions...was 8-144 including season-long 68-yard reception vs. Dallas for top game...first career reception was 25t from QB-Jack Trudeau in rookie debut vs. Miami.

COLLEGE: Three-year letterman and two-year starter who totaled 129-2,124, 31 TDs receiving for career...career TD totals are school record, while yardage ranks 2nd and receptions 5th...selected first-team All-America by Associated Press, The Sporting News, the Walter Camp Foundation and the Football Writers Association with 65-1,070, 14 TDs as **junior**, all school seasonal records...was unanimous All-Pac Ten choice...was 6-156, one TD vs. Washington, 9-144, two TDs vs. Stanford, 9-142 vs. Arizona and 9-130, three TDs vs. San Jose State...had three TDs vs. Southern Cal and two scores vs. UCLA...was 45-778, 12 TDs as **sophomore**...was 6-139, two TDs against Stanford for top game...helped team to Citrus Bowl win over Clemson...was 19-276, five TDs as **freshman**...helped team to Copper Bowl win over Wyoming...business major.

PERSONAL: Full name is Sean Russell Dawkins...born in Red Bank, N.J....attended Homestead (Calif.) High School...lettered in track and was league champion in 200- (21.7) and 400-meter (48.5), both school records...also ran 4x100 relays...single...resides in Berkeley, Calif.

CAREER STATISTICS

RECEIVING

Year	No.	Yds.	Avg.	LG	TD
1993	26	430	16.5	68	1
1994	51	742	14.5	49	5
1995	52	784	15.1	52	3
TOTAL	129	1956	15.2	68	9

CAREER BEST

Receptions:	8	vs. Dallas 10/10/93
Yards:	144	vs. Dallas 10/10/93
Longest:	68	vs. Dallas 10/10/93
TDs:	1	(9 times)

85 KEN DILGER

Tight End 6-5 259

Illinois

2nd Year With Colts

Draft-2, 1995 (48th overall)

Born: February 2, 1971



GAMES STARTED/PLAYED: (1995, 13/16) Total 13/16

DILGER

1995: Started final 13 games after opening season as reserve...posted 42-635, four TDs receiving to eclipse receiving totals of three Colts tight ends in 1994 (18-203, one TD)...became only fourth tight end in club history (Kerry Cash, 1992-93; John Mackey, 1965-68; Tom Mitchell, 1972) to post 40+ receptions in season...had reception in every game except 12/3 at Carolina...named club's Rookie-of-the-Year by Thundering Herd Fan Club...Dilger outperformed three TEs chosen ahead of him in 1995 draft (Kyle Brady, 9th overall by Jets, 26-252-2 TDs; Mark Bruener, 27th overall by Pittsburgh, 26-238-3 TDs; Christian Fauria, 39th overall by Seattle, 17-181-1 TD)...was 7-125, one TD vs. San Francisco 10/15 for top receptions and yardage game, with 15t from QB-Jim Harbaugh...marked first 100-yard receiving game by Colts TE since 12/13/92 (Kerry Cash, 7-104 at Jets) and most yardage by Colts TE since 9/17/67 (John Mackey, 8-126 vs. Atlanta)...also had season-long 42-yarder...was 5-74 with long of 36 in playoff clinching win vs. New England 12/23...was 5-31, one TD receiving at New England, with 3t from Harbaugh...was 4-92 at Miami 10/8 with grabs of 38 and 25 yards...was 3-67 on fourth quarter and overtime scoring drives...was 4-55 vs. Jets 10/29...had 39-yard receptions 11/5 vs. Buffalo and 11/26 vs. Miami...had 16t from QB-Craig Erickson at Jacksonville 12/10 and 13t from Harbaugh 12/17 vs. San Diego for other scores...recovered onside kick at Jacksonville which led to Colts final TD. **POST-SEASON:** Started all three games...was 3-39, one TD receiving...was 2-9, one TD receiving at San Diego 12/31, with 2t grab from Harbaugh...did not have any receptions at Kansas City 1/7/96...was 1-30 receiving at Pittsburgh 1/14/96.

HONORS: 1995: College and Pro Football Newsweekly, Football News and Pro Football Weekly/PFWA NFL All-Rookie.

COLLEGE: Four-year letterman and three-year starter...career totals included 39 games with 33 starts, 81-1,008, eight TDs receiving...named honorable mention All-America as **senior**...was 41-547, five TDs while starting eleven games...was 6-114 for season-high receptions and yardage outing vs. Minnesota...was 5-78 with 1t vs. Penn State...was 5-48 with 4t vs. Wisconsin...was 5-78 vs. Northern Illinois...was 4-44 with 22t vs. Northwestern...climaxed career with 7-60 and 17t performance in 30-0 Liberty Bowl victory over East Carolina...started eleven games as **junior** totaling 17-212, two TDs receiving...was 4-68 with 17t vs. Michigan for season-high receptions and yardage outing...was 3-33 vs. Purdue...was 2-31 with 26t vs. Northwestern...was 2-17 vs. Iowa and 2-11 vs. Missouri...saw reserve action in six games in injury-plagued **sophomore** season and posted 6-42 receiving...was 3-18 vs. Michigan for top game...was honorable mention All-Big Ten and named team's Most Improved Player as **freshman**...started eleven games and totaled 17-207, one TD receiving...set school freshman seasonal receiving yardage record...was 5-77 vs. Iowa...had season-long 27-yard reception vs. Houston...had 8t vs. East Carolina...was 1-5 vs. UCLA in John Hancock Sun Bowl...redshirted in 1990...worked as QB and LB on scout team before moving to TE...sat out 1989 to work, enrolling in school in time for 1990 spring practice...holds degree in marketing.

PERSONAL: Full name is Kenneth Ray Dilger...born in Mariah Hill, Ind....was team captain as QB at Heritage Hills High School...passed for school career record 3,750 yards...set school seasonal marks with 2,005 yards and 23 TDs/5 ints. as senior...also earned all-conference honors in basketball and baseball...Dilger and his wife, Heidi, reside in Indianapolis, Ind.

CAREER STATISTICS

RECEIVING

Year	No.	Yds.	Avg.	LG	TD
1995	42	635	15.1	42	4
TOTAL	42	635	15.1	42	4

CAREER BEST

Receptions:	7	vs. San Francisco 10/15/95
Yards:	125	vs. San Francisco 10/15/95
Longest:	42	vs. San Francisco 10/15/95
TDs:	1	vs. San Francisco 10/15/95 at New England 11/19/95 at Jacksonville 12/10/95 vs. San Diego 12/17/95

74 SETH DITTMAN**Offensive Tackle 6-7 300****Stanford****1st Year With Colts, 1st in NFL****Free Agent-1995****Born: July 23, 1972****GAMES STARTED/PLAYED: (1995, 0/0) Total 0/0**

PRO: Signed by Colts as FA on December 19, 1995...originally signed as FA by Miami on April 28, 1995...waived on August 21, 1995...signed by Green Bay to practice squad on August 29, 1995...waived on September 5, 1995...signed by Green Bay to practice squad on October 18, 1995...waived on November 7, 1995.

1995: Did not see any game action...was inactive 12/23 vs. New England in regular season finale...finished season No. 3 on depth chart at RT.

POST-SEASON: Inactive for all three games.

COLLEGE: Four-year letterman and two-year starter...played in all eleven games as **senior**...named honorable mention All-Pac 10 and first-team Academic All-Pac 10...started eleven games as **junior**...played in eleven games as a **sophomore** and started three...saw limited action as **freshman**...civil engineering major.

PERSONAL: Full name is Seth Derryck Dittman...born in Newberg, Oregon...attended Tigard High School...named honorable mention All-America by USA Today as senior...named first-team All-State defensive lineman...also competed in basketball and track...single...resides in Tigard, Ore.

7 CRAIG ERICKSON**Quarterback 6-2 209****Miami (Florida)****2nd Year With Colts, 5th in NFL****Trade-Tampa Bay, 1995****Born: May 17, 1969****GAMES STARTED/PLAYED: (1992, 0/6); (1993, 15/16); (1994, 15/15); (1995, 3/6) Total 33/43 Total with Colts 3/6**

PRO: Obtained in trade from Tampa Bay for D1-96 (22nd) draft pick...originally was D5-91 by Philadelphia, the 131st selection overall...did not sign and was D4-92 by Tampa Bay, the 86th selection overall.

1995: Started 9/3 vs. Cincinnati, 9/10 at Jets and 12/10 at Jacksonville...was 50-83-586, 3 TDs/4 ints....totaled 9-14 rushing...was 19-31-196, 1 TD/3 ints. vs. Cincinnati...had 16t to WR-Flipper Anderson on opening series...removed from game in 4th quarter...was 12-18-141, one int. at Jets...removed from game in third quarter...was active but did not play in game's 3-6...saw reserve action in game's 7-9...saw reserve action 10/22 at Oakland and was 1-1-(-2) passing...saw action in second half 10/29 vs. Jets in place of injured Harbaugh...was 0-2 passing and was sacked 3-21...was 9-15-122 vs. Buffalo 11/5...led five-play, 40-yard FG scoring drive in third quarter...did not play in game 10 and was inactive third-QB in game's 11-13...was 9-16-129, two TDs in 41-31 win as starter at Jacksonville...had 14t to WR-Aaron Bailey and 16t to TE-Ken Dilger...had season-long 15-yard scramble on 3rd-5 from Colts 35 to keep first TD drive alive...was active but did not play in game's 15-16. **POST-SEASON:** Was active but did not play in all three games.

CAREER NOTES: 1994: Started 15 games, 14 at QB for Tampa Bay...started at

ERICKSON/FAULK

WR 10/23 at San Francisco and did not play 11/6 vs. Chicago...was 225-399-2,919, 16 TDs/10 ints. for Tampa Bay...set club record and finished fourth in NFC with 2.51 int. pct....82.5 QB rating was second-best in club history (85.3, Steve DeBerg, 1987) while 7.32 yds. per att. was third-best in team history and ranked fourth in NFL...was first Buc passer with more TDs than int. since 1987 (DeBerg 14/7)...was 19-24-313, three TDs 9/11 vs. Indianapolis...79.2 comp. pct. was career-best while yardage total ranked second...had 71t, 53, and 44t passes to WR-Charles Wilson 12/11 vs. Rams. **1993:** Did not start 9/5 vs. Kansas City...was 233-457-3,054, 18 TDs/21 ints....TD total was sixth in NFL...was 26-96 rushing...was 18-28-318 with four TDs 10/31 at Atlanta...was 21-34-295 at Raiders 12/19. **1992:** Was 15-26-121...was 5-6-51 vs. Minnesota 11/8 for top game...had season-long 24-yard pass to RB-Reggie Cobb 12/13 vs. Atlanta.

COLLEGE: Four-year letterman (1987-90)...career totals included 33 games with 18 starts and 420-752-6,056, 46 TDs/22 ints. for 123.44 rating...ranks second in school history in attempts, third in completions and yardage and fourth in TDs...helped Hurricanes to four-year record of 44-4 and two national championships...was 225-393-3,363, 22 TDs/7 ints. as **senior** starter...led team to 10-2 record, Cotton Bowl victory over Texas and No. 3 national ranking...was 147-273-2,007, 16 TDs/13 ints. as **junior** starter...led 'Canes to 11-1 record, Sugar Bowl victory over Alabama and national championship...was 26-49-379, 6 TDs/1 int. as **sophomore** reserve...helped 'Canes to 11-1 record, Orange Bowl victory over Nebraska and No. 2 national ranking...was 22-37-307, 2 TDs/1 int. as **freshman** reserve...helped team to 12-0 record, Orange Bowl victory over Oklahoma and national championship...holds business degree.

PERSONAL: Full name is Craig Neil Erickson...born in Boynton Beach, Fla....attended Cardinal Newman High School in West Palm Beach, Fla....qualified for National Honor Society...father, Neil, was backup QB under Ara Parseghian at Northwestern...grandfather, Charles C. Hartwig, was All-America guard at Pitt in 1934...active in D.A.R.E. program...hobbies include golf and fishing...single...resides in Tampa, Fla.

CAREER STATISTICS

Year	Att.-Comp.	Yds.	PASSING					No.	RUSHING			
			Pct.	Int.	LG	TD	Rat.		Yds.	Avg.	LG	TD
1992 TB	26- 15	121	57.7	0	24	0	69.6	1	-1	-1.0	-1	0
1993 TB	457-233	3054	51.0	21	67t	18	66.4	26	96	3.7	15	0
1994 TB	399-225	2919	56.4	10	71t	16	82.5	26	68	2.6	17	1
1995	83- 50	586	60.2	4	39	3	73.7	9	14	1.6	15	0
TOTAL	965-523	6680	54.2	35	71t	37	73.8	62	177	2.9	17	1

CAREER BEST

PASSING

Attempts:	41	vs. San Diego 1/2/94
Completions:	22	at Seattle 11/20/94
Yards:	318	at Atlanta 10/31/93
Longest:	71t	vs. LA Rams 12/11/94
TDs:	4	at Atlanta 10/31/93

28 MARSHALL FAULK

Running Back 5-10 211

San Diego State

3rd Year With Colts

D-1a, 1994 (2nd overall)

Born: February 26, 1973



GAMES STARTED/PLAYED: (1994, 16/16); (1995, 16/16) Total 32/32

1995: Started all 16 games and earned second consecutive Pro Bowl spot...was 289-1,078, 11 TDs rushing and 56-475, three TDs receiving...led team in rushing attempts, rushing yardage and receptions while ranking third in receiving yardage...named team Offensive Player-of-the-Year by Thundering Herd Fan Club...has receptions in 32 consecutive games, the ninth-longest in club history...ranked 5th in AFC, 12th in NFL, in rushing...ranked 3rd in AFC, 11th in NFL, with 1,553 total yards from scrimmage...11 rushing TDs were third in AFC, T4th in NFL, while 14 total TDs ranked T4th in AFC, T7th in NFL...14 TDs was T5th most in club single-season history...joined RB-Curtis Dickey (1980-81) as only Colts to open career with two consecutive 10+ TD seasons...became 13th NFL RB to post 1,000+ rushing seasons in first two years...joined RB-Lydell Mitchell (1975-77) and RB-Eric Dickerson (1987-89) as only Colts with consecutive 1,000+ rushing seasons...ranks 10th in Colts career rushing...helped club rank seventh in AFC rushing, 11th in NFL (115.9 ypg.), and post nine 100+ outings while outrushing 10 of 16 opponents...Colts outrushed only 10 of 64 opponents from 1990-93 but have outrushed 21 of 32 since arrival of Faulk (11, 1994)...had 24 rushes of 10+ yards, 13 of 15+, six of 20+ and five of 30+...345 combined rushes and receptions were sixth-highest seasonal total in club history...289 rushing attempts ranked third in AFC, 11th in NFL...totaled 31.6 seasonal percentage of club's net offense (1,553/4,919)...figured in 345 of club's 961 total plays (35.9%), 289 of 478 rushing attempts (60.5%) and 1,078 of 1,855 rushing yards (58.1%)...had 97.1 avg. yards from scrimmage...Faulk and WR-Sean Dawkins were only Colts to post reception in each game. **GAME HIGHLIGHTS:** Was 19-177, three TDs rushing and 5-45 receiving vs. St. Louis 10/1 for top career game...rushing and yards from scrimmage (222) were personal bests...became first Colt to have two three-TD outings (also 9/4/94 vs. Houston)...rushing was sixth-best team single-game total while yards from scrimmage placed fourth all-time...had 32t in first quarter, 33t in second quarter and 1t in third quarter...tied Lenny Moore's club record (6-122, 11/26/61 at Washington) for fewest carries to surpass 100 yards (6-113)...helped club rush for 200+ yards (235) for first time since 12/4/88 at Miami (221)...was 21-81 rushing and 8-58, one TD receiving at Jets 9/10...had 14t from QB-Jim Harbaugh with 2:38 remaining for tying score...had rushing and receiving TD in same game at Buffalo 9/17 for first time in career (13t rush and 18t reception from Harbaugh)...had 7t and 9t rushes 10/22 at Oakland...was 25-87, one TD rushing and 5-36 receiving 11/5 vs. Buffalo...had 4t rush in first quarter...was 17-98, one TD rushing, 3-21 receiving 11/12 at New Orleans...had 6t rush in second quarter for Colts first score...was 24-96, one TD rushing and 8-71 receiving 11/19 at New England...had 10t rush in second quarter...was 22-95 rushing, 5-38, one TD receiving 11/26 vs. Miami...had 7t reception from Jim Harbaugh...had season-long 40-yard rush in fourth quarter to set up final TD...reached 1,000 seasonal rushing yards on 16th carry 12/10 at Jacksonville...had 1t rushes at Jacksonville and 12/17 vs. San Diego for other scores...left game 12/23 vs. New England late in first quarter with bruised knee and did not return. **POST-SEASON:** Was 1-16 rushing...was 1-16 rushing at San Diego 12/31...left game with bruised knee after initial carry and did not return...underwent successful arthroscopy on left knee 1/5/96 for removal of two articular loose bodies...was inactive at Kansas City and at Pittsburgh.

CAREER NOTES: 1994: Named 1995 Pro Bowl starter and consensus NFL Offensive Rookie-of-the-Year after posting 314-1,282, 11 TDs rushing and 52-522, one TD receiving...was eighth Colts' rookie named to Pro Bowl and set eight club rookie marks while tying another...became fourth player in club history and first rookie to post 1,000+ rushing campaign...rushing total ranked third in AFC, fifth in NFL, and was third best club seasonal total and 10th-highest NFL rookie total ever...total yards from scrimmage (1,804) was second in AFC, fourth in NFL, and represented second-highest club mark and fourth-highest NFL rookie total ever...was second in AFC, third in NFL, in rushing TDs while placing T1st in AFC, T4th in NFL, with 12 total TDs...helped club notch highest rushing output (2,060) since 1988 (2,249) and rank 3rd in AFC, 4th in NFL, with 128.8 ypg....team surpassed 100+ rushing 12 times (most since 14 in 1988), and posted 15 rushing TDs (most since 23 in 1988)...had 31 rushes of 10+ yards, 18 of 15+, 12 of 20+ and five of 30+...366 combined rushes and receptions were third-highest seasonal total in club history...314 rushing attempts ranked seventh in NFL and were fifth-most ever by NFL rookie...tallied 40.9 seasonal percentage of club's net offense (1,804/4,413), ranking second in NFL (Barry Sanders; 2,166/5,002, 43.3%) and second in team history (Eric

FAULK

Dickerson; 2,036/4,870, 41.8%, 1988)...figured in 366 of club's 899 plays (40.7%), 314 of 495 rushing attempts (63.4%) and 1,282 of 2,060 rushing yards (62.2%)...had 112.75 avg. yards from scrimmage for seventh-highest club seasonal total...Faulk and WR-Sean Dawkins were only Colts to post reception in each game...joined Dawkins (51) and WR-Floyd Turner (52) to form only fourth 50+ seasonal reception trio in club history (1989, Bill Brooks (63)/Andre Rison (52)/Albert Bentley (52); 1990, Bentley (71)/Brooks (62)/Jessie Hester (54); 1993, Reggie Langhorne (85)/Hester (64)/Anthony Johnson (55). **GAME HIGHLIGHTS:** Was 23-143, three TDs rushing and 1-31 receiving in debut vs. Houston 9/4...three TDs set Colt rookie single-game record while 143 yards ranked as third-highest Colt rookie debut (Alan Ameche, 194 vs. Detroit, 9/25/55; Randy McMillan, 146 at New England, 9/6/81) and fifth-highest NFL rookie debut since 1970 (193, Ottis Anderson vs. Dallas, 1979; 167, William Andrews vs. New Orleans, 1979; 153, Billy Sims vs. Rams, 1980; McMillan at New England)...had scoring runs of 1, 2 and 11 yards...had 52-yard rush...was 18-104 rushing and 7-82 receiving for 186 yards from scrimmage at Tampa Bay 9/11...had 30-yard rush and 47-yard reception...joined Ameche as only Colt rookies and only seventh player in NFL history to open career with two consecutive 100+ rushing outings...was 26-90, two TDs rushing and 4-23 receiving vs. Seattle 10/2...had 5t rush in first quarter and 1t rush on fourth down in third quarter...was 20-93 rushing and 4-26 receiving at NY Jets 10/9...was 22-86 rushing and 8-127, one TD receiving vs. Washington 10/23...had 85t from Harbaugh, the fifth-longest reception in team history and second-longest by running back (88t, Tom Matte vs. Atlanta, 9/17/67)...213 yards from scrimmage was highest single-game rookie total in club history (212, Lenny Moore vs. Green Bay, 10/28/56)...was 24-110, 2 TDs rushing and 2-21 receiving vs. Jets 10/30...was 7-77 rushing in fourth quarter...had 29t run on 4th-1 at Jet 29 with 8:27 remaining to give Colts 28-18 lead...had 31-yard run with 1:35 remaining to ice contest...had 1t rush in third quarter...was 27-129, one TD rushing and 1-9 receiving at Seattle 12/4...had 45t rush in 1st quarter...surpassed Ameche (961, 1955) on first carry of game for rookie seasonal rushing record...tallied fourth seasonal 100+ rushing performance to set club rookie record (Ameche, 3, 1955)...had 1t rushes 9/25 vs. Cleveland, 11/6 at Miami and 11/20 at Cincinnati for other scores. **PRO BOWL:** Only rookie to appear...named Most Valuable Player after setting four records...posted 13-180, 14.8 avg., one TD rushing and 2-27 receiving for 207 yards from scrimmage...had fourth quarter runs of 41 and 49t off fake punt for final AFC TD in 41-13 win...set Pro Bowl records for rushing yardage (O.J. Simpson, 16-112, 1973), highest avg. gain per att. (7.0 avg.; Simpson, 1973; Ottis Anderson, 10-70, 1981), yards from scrimmage (170, Simpson, 112 rush/3-58 receiving, 1973) and longest run from scrimmage (Lawrence McCutcheon, 41, 1976)...helped AFC establish single-game records for rushing yards (400) and total yards (552).

HONORS: 1994: Pro Bowl Most Valuable Player...PFWA, The Sporting News, Football Digest, Sports Illustrated, College and Pro Football Newsweekly, NEA NFL Rookie-of-the-Year...AP, Pro Football Weekly NFL Offensive Rookie-of-the-Year...UPI AFC Rookie-of-the-Year...Football News All-Rookie...AP, College and Pro Football Newsweekly, Football Digest NFL All-Pro Second Team...Football News, UPI All-AFC. **1995:** Pro Bowl...AP NFL All-Pro Second Team...UPI All-AFC Second-Team...AFC Offensive Player-of-the-Week 10/1 vs. St. Louis...Miller Lite NFL Player-of-the-Week 10/1 vs. St. Louis.

COLLEGE: Three-time consensus All-America...career totals included school-record 766-4,589, 57 TDs rushing and 82-973, five TDs receiving...had career avg. of 148.0 ypg...rushed for 100+ yards in 23 of 32 career outings, including 200+ seven times and 300+ twice...had at least one TD in 27 outings, two or more 16 times and three or more eleven times...named consensus first-team All-America while starting 12 games as **junior**...ranked fifth in NCAA rushing with 300-1,530, 21 TDs...ranked second on team with career-high 47-644, three TDs receiving...was second in nation in scoring (12.0 ppg.) and third in all-purpose yards (181.2 ypg.)...finished fourth in 1993 Heisman Trophy balloting...was 32-252, two TDs vs. Brigham Young for top yardage outing...was 8-205, two TDs receiving at Fresno State for top career receiving yardage game...was consensus All-America while starting 10 games as **sophomore**...became only fifth player in NCAA history and first since Cornell's Ed Marinaro (1970-71) to record back-to-back rushing titles with 265-1,630, 15 TDs rushing...added 18-128 receiving...finished second in 1992 Heisman Trophy balloting...joined Herschel Walker as only players to surpass 3,000

career rushing yards after sophomore season...rushed 43-300, four TDs vs. Hawaii for top outing...was 27-220, three TDs vs. USC...was consensus All-America while seeing action in 10 games as **freshman**...was 201-1,429, 21 TDs rushing, 17-201, two TDs receiving...became first freshman in NCAA history to lead nation in scoring (15.6 ppg.) and rushing (158.8 ypg.)...named UPI Freshman-of-the-Year...finished ninth in 1991 Heisman Trophy balloting, the second-highest freshman ranking ever (Walker, 3rd, 1980)...was only third freshman ever named first-team Associated Press All-America (Tony Dorsett, 1973; Walker, 1980)...set NCAA freshman records for highest per game rushing average (158.8), most rushing TDs (21), most total TDs (23) and most points (140)...tied Emmitt Smith for earliest game for freshman to surpass 1,000 rushing yards by doing so in seventh game...rushed 37-386, seven TDs vs. Pacific in only second career game to set NCAA standard for most single-game rushing yards and TDs by freshman...rushing total has since been broken...was 30-157, one TD rushing, 9-42 receiving vs. Tulsa in Freedom Bowl...did not redshirt...public administration major.

PERSONAL: Full name is Marshall William Faulk...born in New Orleans, La....saw action as RB, QB, WR and CB and lettered in track at George Washington Carver HS...worked part-time with school's custodial staff...grew up in the Desire Housing Project in New Orleans' Ninth Ward...worked at Latham and Watkins law firm in San Diego during summers...sends footballs after each TD to his mother in New Orleans...prior to 1996 season, she had received 63 from college and 26 from the NFL...along with corporate sponsors, contributes \$2,000 for each TD to the Marshall Plan, founded to support inner city youth in Indianapolis, New Orleans and San Diego...chose San Diego State because school offered him chance to play RB...single...resides in San Diego, Calif.

CAREER STATISTICS

Year	No.	RUSHING				RECEIVING				
		Yds.	Avg.	LG	TD	No.	Yds.	Avg.	LG	TD
1994	314	1282	4.1	52	11	52	522	10.0	85t	1
1995	289	1078	3.7	40	11	56	475	8.5	34	3
TOTAL	603	2360	3.9	52	22	108	997	9.2	85t	4

CAREER BEST

Carries: 27	at Seattle 12/4/94	Receptions: 8	vs. Washington 10/23/94
Yards: 177	vs. St. Louis 10/1/95		at NY Jets 9/10/95
Longest: 52	vs. Houston 9/4/94		at New England 11/19/95
TDs: 3	vs. Houston 9/4/94	Yards: 127	vs. Washington 10/23/94
	vs. St. Louis 10/1/95	Longest: 85t	vs. Washington 10/23/94
		TDs: 1	vs. Washington 10/23/94
			at NY Jets 9/10/95
			at Buffalo 9/17/95
			vs. Miami 11/26/95

FAULK'S 1994 GAME-BY-GAME STATISTICS

Opponent	RUSHING					RECEIVING				
	No.	Yds.	Avg.	LG	TD	No.	Yds.	Avg.	LG	TD
HOUSTON	23	143	6.2	52	3	1	31	31.0	31	0
@Tampa Bay	18	104	5.8	30	0	7	82	11.7	47	0
@Pittsburgh	15	61	4.1	17	0	1	11	11.0	11	0
CLEVELAND	22	61	2.8	11	1	4	27	6.8	14	0
SEATTLE	26	90	3.5	23	2	4	23	5.8	13	0
@N.Y. Jets	20	93	4.7	15	0	4	26	6.5	12	0
@Buffalo	26	64	2.5	13	0	2	22	11.0	13	0
WASHINGTON	22	86	3.9	38	0	8	127	15.9	85t	1
N.Y. JETS	24	110	4.6	31	2	2	21	10.5	15	0
@Miami	14	69	4.9	23	1	5	43	8.6	12	0
@Cincinnati	16	28	1.8	5	1	1	7	7.0	7	0
NEW ENGLAND	11	48	4.4	17	0	5	42	8.4	18	0
@Seattle	27	129	4.8	45t	1	1	9	9.0	9	0
@New England	17	50	2.9	7	0	2	16	8.0	13	0
MIAMI	16	64	4.0	24	0	2	15	7.5	11	0
BUFFALO	17	82	4.8	28	0	3	20	6.7	9	0
TOTAL	314	1282	4.1	52	11	52	522	10.0	85t	1

FAULK/FRAZIER

FAULK'S 1995 GAME-BY-GAME STATISTICS

Opponent	RUSHING					RECEIVING				
	No.	Yds.	Avg.	LG	TD	No.	Yds.	Avg.	LG	TD
CINCINNATI	19	49	2.6	11	0	3	41	13.7	34	0
@N.Y. Jets	21	81	3.9	18	0	8	58	7.3	14t	1
@Buffalo	15	47	3.1	14	1	2	23	11.5	18t	1
ST. LOUIS	19	177	9.3	33t	3	5	45	9.0	18	0
@Miami	16	42	2.6	14	0	2	17	8.5	9	0
SAN FRANCISCO	20	61	3.1	8	0	1	6	6.0	6	0
@Oakland	14	41	2.9	19	2	5	58	11.6	30	0
N.Y. JETS	15	30	2.0	7	0	1	1	1.0	1	0
BUFFALO	25	87	3.5	16	1	5	36	7.2	15	0
@New Orleans	17	98	5.8	30	1	3	21	7.0	15	0
@New England	24	96	4.0	17	1	8	71	8.9	26	0
MIAMI	22	95	4.3	40	0	5	38	7.6	12	1
@Carolina	20	53	2.7	8	0	2	12	6.0	9	0
@Jacksonville	22	54	2.5	19	1	1	4	4.0	4	0
SAN DIEGO	15	48	3.2	16	1	3	31	10.3	16	0
NEW ENGLAND	5	19	3.8	12	0	2	13	6.5	8	0
TOTAL	289	1078	3.7	40	11	56	475	8.5	34	3

MARSHALL FAULK VS. THE NFL

Opponent	Games	Rushes	Yards	Avg. Per Rush	Avg. Per Game	Long	TD
Buffalo	4	83	280	3.4	70.0	28	2
Carolina	1	20	53	2.7	53.0	8	0
Cincinnati	2	35	77	2.2	38.5	11	1
Cleveland	1	22	61	2.8	61.0	11	1
Houston	1	23	143	6.2	143.0	52	3
Jacksonville	1	22	54	2.5	54.0	19	1
Miami	4	68	270	4.0	67.5	40	1
N.Y. Jets	4	80	314	3.9	78.5	31	2
New England	4	57	213	3.7	53.3	17	1
New Orleans	1	17	98	5.8	98.0	30	1
Oakland	1	14	41	2.9	41.0	19	2
Pittsburgh	1	15	61	4.1	61.0	17	0
San Diego	1	15	48	3.2	48.0	16	1
Seattle	2	53	219	4.1	109.5	45t	3
St. Louis	1	19	177	9.3	177.0	33t	3
San Francisco	1	20	61	3.1	61.0	8	0
Tampa Bay	1	18	104	5.8	104.0	30	0
Washington	1	22	86	3.9	86.0	38	0

FAULK'S 100-YARD RUSHING GAMES

Yards	Opponent	Date	Rushes	Avg.	Long	TD
177	St. Louis	10/ 1/95	19	9.3	33t	3
143	Houston	9/ 4/94	23	6.2	52	3
129	@Seattle	12/ 4/94	27	4.8	45t	1
110	N.Y. Jets	10/30/94	24	4.6	31	2
104	@Tampa Bay	9/11/94	18	5.8	30	0

31 DERRICK FRAZIER

Defensive Back 5-11 178

Texas A&M

1st Year With Colts, 4th in NFL

Free Agent-1996

Born: April 29, 1970



GAMES STARTED/PLAYED: (1993, 0/0); (1994, 0/12); (1995, 4/7) Total 4/19
 PRO: Signed by Colts as FA on April 11, 1996...originally was D3-93 by

Philadelphia, the 75th selection overall.

1995: Started first four games at RCB for Philadelphia...did not play 10/1 at New Orleans...saw reserve and special teams action 10/8 vs. Washington, 10/15 at Giants, and 12/24 at Chicago...was inactive for games 8-15...had 26 tackles, 23 solo, five passes defensed and one interception...had one special teams tackle...career totals include 30 tackles, 25 solo, seven passes defensed, one interception and one fumble recovery.

CAREER NOTES: 1994: Primary role was as reserve CB and special teamer...had four tackles, two solo, two passes defensed and one fumble recovery...also posted seven special teams tackles. **1993:** Spent entire season on injured reserve after suffering torn anterior cruciate ligament in left knee in first preseason game 8/1/93 vs. New Orleans at Tokyo.

COLLEGE: Three-year starter...career totals included 146 tackles, 36 passes broken up and eight interceptions...named All-Southwest Conference as **senior** after recording 41 tackles and three ints....also was 29-10.4 PR avg....majored in educational kinesiology.

PERSONAL: Full name is Derrick Lothair Frazier...born in Houston, Tex....attended Clements High School (Sugarland, Tex.)...hobbies include bicycling and video games...single...resides in Houston, Tex.

17 CHRIS GARDOCKI

Punter 6-1 200

Clemson

2nd Year With Colts, 6th in NFL

UFA (Chicago)-1995

Born: February 7, 1970



GAMES STARTED/PLAYED: (1991, 0/4); (1992, 0/16); (1993, 0/16); (1994, 0/16); (1995, 0/16) Total 0/68

PRO: Signed by Colts as UFA on February 25, 1995...originally was D3-91 by Chicago, the 78th selection overall.

1995: Was 63-2681, 42.6 avg., 7 TB/16 In20...had 12 games with 40.0+ gross average...had five games with 40.0 net avg....ranked seventh in AFC, 11th in NFL, in gross avg....named club's Special Teams Player-of-the-Year by Thundering Herd Fan Club...was 8-42.1 avg. at Carolina for season-high punts while 337 gross yards was career-best...was 7-43.9 avg. at Buffalo...had two 69-yard punts for career-high and T3rd longest in club history...had 13 punts of 50+ yards...boomed 56-yard punt 12/10 at Jacksonville and had 55-yarders vs. Cincinnati 9/3 and vs. Jets 10/29...had three special teams tackles, two solo...had two tackles, one solo, 10/15 vs. San Francisco...had one solo tackle 12/17 vs. San Diego...career totals include 27 TBs/86 In20. **POST-SEASON:** Was 15-40.4 avg., 2 TB/3 In 20...was 5-37.4 avg., 1 TB/2 In20 with long of 39 at San Diego 12/31...was 6-36.5 avg., 0 TB/1 In20 with long of 47 at Kansas City 1/7/96...was 4-50.0 avg., 1 TB with long of 53 in AFC Championship Game at Pittsburgh 1/14/96.

CAREER NOTES: 1994: Was 76-37.8 avg., 9 TB/23 In20 for Chicago...was 6-42.2 avg. with three In 20 at Detroit 10/23...was 5-44.8 avg. 12/18 vs. Rams...had season-long 57-yarder 10/31 vs. Green Bay...handled majority of kickoff duties...was 3-38.7 avg. in playoffs 1/1/95 vs. Minnesota...was 4-36.8 avg. in playoffs 1/7/95 at San Francisco. **1993:** Was 80-38.5 avg., 2 TB/28 In 20...38 fair catches and two TBs were NFL-best...opponents 115 return yards on 22 kicks were lowest in NFL...posted career-highs in punts and yards with 8-38.3 avg. 9/12 at Minnesota...forced five fair catches and had four In20 10/10 at Philadelphia...had season-long 58-yarder 12/18 vs. Denver...handled all but one kickoff. **1992:** Was 79-42.9 avg., 9 TB/19 In20...avg. was best by Bear since 1967 (Bobby Joe Green, 42.9)...had only one TB in 43 punts on road...earned game ball after 4-45.5 avg. 10/18 vs. Tampa Bay...had career-

GARDOCKI/GRANT

long 61-yarder 9/27 vs. Atlanta...had 43-yard pass off fake punt to Mark Green 10/25 at Green Bay. **1991:** Did not have any punts but handled kickoffs for final four games and 12/29/91 vs. Dallas.

COLLEGE: Three-year letterman as punter and place kicker...career totals included 63-89 FGs and 72-72 PATs...ranks third in school history in career kick scoring with 261 points...named first-team All-ACC as **junior** with 43.4 punting avg...was 22-28 FGs and 30-30 PATs...was first-team All-ACC as **sophomore** after going 22-29 FGs, 41-41 PATs with 43.0 punting avg....was second-team All-ACC as **freshman**...was 19-32 FGs and 1-1 PATs...majored in recreation and tourism.

PERSONAL: Full name is Chris Allen Gardocki...born in Stone Mountain, Ga....attended Redan High School in Stone Mountain...along with his wife created the board game Team NFL Trivia Blitz, featuring 1,200 questions in the categories of rules, trivia and hypotheticals...Gardocki and his wife, Sally, reside with their son, Christopher Cole (2/15/96) in Indianapolis, Ind.

CAREER STATISTICS

PUNTING

Year	No.	Yds.	Avg.	TB	In 20	LG	Blk.
1991 Chi.	0	0	0.0	0	0	0	0
1992 Chi.	79	3393	42.9	9	19	61	0
1993 Chi.	80	3080	38.5	2	28	58	0
1994 Chi.	76	2871	37.8	9	23	57	0
1995	63	2681	42.6	7	16	69	0
TOTAL	298	12025	40.4	27	86	69	0

CAREER SINGLE-GAME BEST

Most Punts:	8	at Minnesota 9/12/93
Most Punting Yardage:	337	at Carolina 12/3/95
Longest Punt:	69	at Buffalo 9/17/95 (twice)
Inside 20:	4	at Philadelphia 10/10/93

59 STEPHEN GRANT

Linebacker 6-0 240
 West Virginia
 5th Year With Colts
 Draft-10, 1992 (253rd overall)
 Born: December 23, 1969



GAMES STARTED/PLAYED: (1992, 0/16); (1993, 0/16); (1994, 12/16); (1995, 15/15) Total 27/63

1995: Did not play 12/17 vs. San Diego due to ankle injury suffered 12/10 at Jacksonville...ranked third on team with 145 tackles, 68 solo...added seven pressures, five passes defended, three hits, three fumbles recovered, two sacks (13 yards) and one interception (nine yards) along with six special teams tackles, three solo...had eight double-digit tackle outings...had season-high 14 tackles, seven solo, and one sack (10 yards) 11/26 vs. Miami...had 13 tackles, seven solo, and first career interception (nine yards) 10/22 at Oakland...had 12 tackles, five solo, 9/17 at Buffalo and 10/15 vs. San Francisco...also recovered fumble at Buffalo...had 12 tackles, three solo, and one sack (three yards) 11/12 at New Orleans...posted 11 tackles, five solo, 10/1 vs. St. Louis...totaled 11 tackles, seven solo, 10/29 vs. Jets...had 10 tackles, six solo, 9/3 vs. Cincinnati...recovered fumble at Jets 9/10 to set up game tying TD drive...had other fumble recovery 12/3 at Carolina...career statistics include 316 total tackles, 11 QB pressures, 10 passes defended, four recovered fumbles, two sacks (13 yards), two forced fumbles and one interception (nine yards). **POST-SEASON:** Started all three games at LLB...had 31 tackles, 14 solo, one inter-

ception (13 yards) and one solo special teams tackle...had nine tackles, two solo, and one interception at San Diego 12/31...posted 11 tackles, six solo, at Kansas City 1/7/96...had 11 tackles, six solo, at Pittsburgh 1/14/96...added one solo special teams tackle.

CAREER NOTES: **1994:** Started final 12 games at LLB after entering season with no career starts...ranked second on team in tackles with 161, 70 solo...had eleven hits, five passes defensed, four pressures, two fumbles forced and one fumble recovered...had nine double-digit tackle outings and led or tied for team-high tackle honors four times...had career-high 18 tackles, nine solo, 10/9 at Jets...had 17 tackles, seven solo, and two pressures 1/2/94 vs. Buffalo...had 16 tackles, 10 solo, and four hits 10/23 vs. Washington...had 16 tackles, eight solo, 11/6 at Miami...had forced fumble and recovered fumble which led to Colts TD 11/20 at Cincinnati...had other forced fumble 12/11 at New England...ranked T2nd in special teams tackles with 19, 10 solo. **1993:** Saw majority of action on special teams and ranked first on club with 22 special teams tackles, nine solo...had four special teams tackles, two solo, 9/5 vs. Miami for top outing...had lone solo tackle at linebacker 10/3 at Denver. **1992:** Saw primary action as special teamer...ranked third on club in special teams tackles with 14, seven solo...had nine defensive tackles, five solo...posted three tackles, two solo, as reserve 11/1 at San Diego and 11/22 at Pittsburgh...had three tackles, one solo, 11/8 vs. Miami...had top special teams performance 10/25 at Miami with three tackles, two solo.

COLLEGE: Four-year letterman and three-year starter...career totals included 437 tackles, 16 passes defensed, 14 tackles for losses (60 yards), five sacks and two interceptions (33 yards)...served as **senior** captain and led team with 147 tackles, 94 solo, two sacks and eight tackles for losses (36 yards)...was honorable mention All-America by *The Football News* and second-team All-East by AP as **junior**...had 141 tackles, 91 solo, six passes defensed, two sacks and two interceptions...had 102 tackles, 53 solo, as **sophomore**...only true **freshman** to see action in 1988...totaled 55 tackles, 33 solo, as reserve ILB...sociology and anthropology major...earned Athletic Director's Academic Honor Roll recognition.

PERSONAL: Full name is Stephen Mitchell Grant...born in Miami, Fla....attended Southridge High School...is an ordained minister who gives sermons to various area churches...Grant and his wife, Leslie, reside with their son, Michael (1/11/95) in Indianapolis, Ind.

30 DERWIN GRAY

Defensive Back 5-11 210
Brigham Young
4th Year With Colts
Draft-4a, 1993 (92nd overall)
Born: April 9, 1971



GAMES STARTED/PLAYED: (1993, 0/11); (1994, 2/16); (1995, 0/16) Total 2/43

PRO: Pick was obtained from Chicago for D4-93 (100th) and D6-93 (156th) draft picks.

1995: Saw reserve and special teams action in each game...saw primary action in nickle situations and on special teams...had 12 tackles, seven solo, three hits, one pass defensed and one interception (10 yards)...had four tackles, two solo, and one interception 10/15 vs. San Francisco...int. led to Colts TD...posted three tackles, one solo, and one forced fumble 11/19 at New England...ranked first on team in special teams tackles with 20, 13 solo...had three special teams tackles, two solo, vs. Jets 10/29 for top game...had two solo special teams tackles 11/5 vs. Buffalo and 12/10 at Jacksonville...recovered fumbled punt at Jacksonville two-yard line which led to Colts TD...career totals include 36 total tackles, three passes defensed, one interception (10 yards) and one recovered fumble. **POST-SEASON:** Saw reserve action in all three games...had two special teams tackles, one solo...did not have any

GRAY/GROCE

tackles at San Diego 12/31...had one assisted special teams tackle at Kansas City 1/7/96...had one solo special teams tackle at Pittsburgh 1/14/96.

CAREER NOTES: **1994:** Started first two games of season at SS...posted 24 tackles, 13 solo, and two passes defended...had team-high nine tackles, three solo, and one pass defended in first career start 9/4 vs. Houston...had six tackles, four solo, as starter 9/11 at Tampa Bay...saw majority of action on special teams, finishing T2nd with 19 total tackles, 14 solo...had four tackles, three solo, 11/6 at Miami for top special teams performance. **1993:** Was inactive for first four contests and did not play 10/10 vs. Dallas...did not have any defensive statistics...had one assisted special teams tackle.

COLLEGE: Four-year letterman who started final three seasons at FS...career totals included 281 tackles, 134 solo, 14 interceptions (103 yards, 2 TDs), 29 passes defended, four fumbles forced and three fumbles recovered (1 TD)...was Jim Thorpe Award nominee as **senior** with 80 tackles, 47 solo, five interceptions (13 yards), eleven passes defended, one fumble forced and one fumble recovered...had 127 tackles, 49 solo, three interceptions (33 yards), nine passes defended, two fumbles forced and two fumbles recovered as **junior** to earn All-WAC second-team honors...played through concussion and shoulder sprain at mid-season...had 71 tackles, 37 solo, six interceptions (57 yards, 2 TDs), eight passes defended and one fumble forced as **sophomore**...played most of season with cast on fractured wrist...was reserve and special teamer as **freshman**...holds degree in sports business management.

PERSONAL: Full name is Derwin Lamont Gray...born in San Antonio, Tex....earned first-team all-state honors at Judson-Converse High School...Gray and his wife, Vicki, reside with their daughter, Presley (6-17-96), in Indianapolis, Ind.

33 CLIF GROCE

Running Back 5-11 245

Texas A&M

2nd Year With Colts

Free Agent-1995

Born: July 30, 1972



GAMES STARTED/PLAYED: (1995, 0/1) Total 0/1

PRO: Signed by Colts to active roster from practice squad on December 8, 1995...originally signed by Colts as FA on April 27, 1995...waived on August 22, 1995...signed by Colts to practice squad on August 28, 1995.

1995: Saw reserve action in finale 12/23 vs. New England for only action...listed third on depth chart at FB for first two games...elevated to second after season-ending injury to starting FB-Roosevelt Potts...used in blocking situations...was active but did not play 12/10 at Jacksonville...was inactive 12/23 vs. San Diego but sang National Anthem prior to game. **POST-SEASON:** Saw special teams action in all three games.

COLLEGE: Four-year letterman and two-year starter...career totals included 44 games with 22 starts, 102-525, one TD rushing and 33-398, two TDs receiving...started eleven games as **senior** and was 22-121 rushing and 9-131 receiving...had 34 knockdown blocks...saw action in eleven games with 10 starts as **junior**...totaled 28-126 rushing and 16-138, one TD receiving...had 24 knockdown blocks...saw reserve action in eleven games as **sophomore**...was 30-185, one TD rushing and 5-82 receiving...had 13 knockdown blocks...saw action in eleven games with one start as **freshman**...was 22-93 rushing and 3-47, one TD receiving...business major.

PERSONAL: Full name is Clifton Allen Groce...born in College Station, Tex....attended A&M Consolidated High School...single...resides in College Station, Tex.

4 JIM HARBAUGH

Quarterback 6-3 215

Michigan

3rd Year With Colts, 10th in NFL

Free Agent-1994

Born: December 23, 1963



GAMES STARTED/PLAYED: (1987, 0/6); (1988, 2/8); (1989, 5/12); (1990, 14/14); (1991, 16/16); (1992, 13/16); (1993, 15/15); (1994, 9/12); (1995, 12/15) **Total 86/114 Total with Colts 21/27**

PRO: Signed with Colts as FA on April 8, 1994...originally was D1-87 of Chicago, the 26th selection overall...waived by Chicago on March 16, 1994.

1995: Earned first career Pro Bowl bid after posting NFL-high 100.7 passing rating...became only second Colt (Bert Jones, 102.5, 1976) and 15th player in NFL history to post 100+ rating (14 prior QBs combined for 20 seasons of 100+)...posted seven 100+ rating games and was only second Colt to lead league in rating (Johnny Unitas, 1958, 1965)...named team Most Valuable Player by Thundering Herd Fan Club...totaled 200-314-2,575, 17 TDs/5 ints. passing and 52-235, two TDs rushing...TDs were career seasonal best and were most by Colt since 1981 (Jones, 21)...yardage was second-highest seasonal total...rushing marked best seasonal total by Colts QB since 1983 (Mike Pagel, 441) and sixth-best all-time...led NFL with 8.20 yds./att...63.7 completion percentage set club seasonal mark while ranking fourth in NFL...five ints. were fewest in NFL and were fewest in Colts history (200+ attempts)...was 88-139-1,190, 7 TDs/3 ints. in first halves of games for 98.3 rating...was 112-175-1,385, 10 TDs/2 ints. in second halves for 102.7 rating...ranked second in NFL with 4th-quarter rating of 103.8 and totals of 68-112-917, 7 TDs/1 int...1.6 int. pct. ranked second in club history (1.48, Jeff George, 1993)...+12 TD:int. ratio was 4th-best club seasonal mark (+18, Unitas, 32:14, 1959; +15, Jones, 24:9, 1976; +13, Unitas, 19:6, 1964; +12, Unitas, 19:7, 1958)...Colts posted 7-5 record when Harbaugh started, 6-3 when he started and played entire game, and 3-4 otherwise...has 46-40 career record as starter, 17-12 vs. AFC and 29-28 vs. NFC...has top two comp. pct. seasons in club history (63.7, 1995; 61.9, 1994)...ranks 28th in NFL history with career rating of 78.6...became only sixth player ever to lead NCAA and NFL in passing rating (John Brodie, Charlie Conerly, Tommy Kramer, Brian Sipe, Steve Young). **GAME 1:** Entered game 9/3 vs. Cincinnati with 11:15 remaining and Colts trailing 21-13...posted 9-13-86, one TD passing and 2-22 rushing...led team on 51-yard drive resulting in missed FG...marched team 14-68-3:39 on next possession...had 11-yard scramble on 3rd-30 from Colt 46 and 34-yard pass to RB-Marshall Faulk on 4th-19 from Bengal 43...hit WR-Flipper Anderson with 5t on 4th-5 with 0:03 remaining...hit WR-Floyd Turner on two point conversion pass to knot score 21-21. **GAME 2:** Came off bench 9/10 at Jets and led club to record tying win...entered game with 13:08 remaining in third quarter and Colts trailing 24-3...was 11-16-123, two TDs passing and 3-13 rushing for 131.0 rating...comeback win from 21 points down tied for greatest in club history (11/9/75 at Buffalo)...led 12-play, 80-yard drive with 16t strike to WR-Sean Dawkins with 8:46 remaining to cut deficit to 24-17...led 7-play, 75-yard drive with 14t strike to RB-Marshall Faulk with 2:38 remaining to tie score 24-24...marched team 7-plays, 28-yards and had 24-yard pass to Dawkins on 3rd-10 from Colt 37 in overtime to set up game winning field goal. **GAME 3:** Earned first start of season and totaled 19-33-241, one TD passing and 4-22 rushing 9/17 at Buffalo...had 18t strike to RB-Marshall Faulk. **GAME 4:** Earned second consecutive start vs. St. Louis 10/1...was 11-19-146, one int. passing and 5-14 rushing...had 52-yard pass to RB-Roosevelt Potts to set up Colts second score...had streak of 100 passes without int. broken in second quarter. **GAME 5:** Was 25-33-319, three TDs/0 ints. for 135.8 rating in leading Colts to 27-24 overtime win 10/8 at previously unbeaten Miami...yardage total was career-high while TDs tied career-most...led Colts from 24-3 third quarter deficit, matching the greatest comeback in club history (9/10/95 at Jets, 11/9/75 at Buffalo)...was 20-24-278, three TDs on four second half possessions in leading team to three TDs and one field goal...had 3t strike to WR-Floyd Turner

HARBAUGH

on 4th down to cap 14-play, 85-yard drive and cut deficit to 24-10...had 47t to Turner to cap six-play, 80-yard drive and cut deficit to 24-17 with 6:37 remaining...had 21t to WR-Aaron Bailey to cap 12-play, 76-yard drive and tie game at 24-24 with 1:09 remaining...marched club nine plays, 57-yards on opening overtime possession to set up winning 27-yard field goal by K-Cary Blanchard. **GAME 6:** Was 12-18-175, one TD/one int. 10/15 vs. San Francisco in 18-17 win...was 4-4 rushing...had 15t to TE-Ken Dilger for Colts TD...had 42 and 33-yard passes to Dilger, both leading to FGs...led club on 10-play, 62-yard drive for winning FG with 2:36 remaining...had 33-yard pass to Dilger and 16-yard pass to WR-Floyd Turner on 3rd-15 from Colts 47. **GAME 7:** Was 16-25-202 at Oakland 10/22...had 30-yard pass to RB-Marshall Faulk to lead to FG and 52-yard strike to WR-Sean Dawkins to lead to Colts first TD...was 2-12 rushing. **GAME 8:** Was 9-14-87 passing, 5-13, one TD rushing 10/29 vs. Jets...played sparingly in second half after aggravating previous groin injury late in first half...had 4t rush on third down with 4:26 remaining in first half for Colts lone TD. **GAME 9:** Started and posted 4-7-75 vs. Buffalo 11/5...led Colts on eight-play, 76-yard TD drive set up by 45-yard strike to WR-Aaron Bailey...exited game late in first quarter with strained groin and saw action on only one more play. **GAME 10:** Did not start 11/12 at New Orleans due to injured groin but entered game with 0:17 remaining in third quarter and Colts trailing 14-7...marched club 73 yards in five plays and tied game with 40t pass to RB-Roosevelt Potts...after Saints FG put Colts behind 17-14, led team 57 yards in eleven plays on next drive before K-Cary Blanchard was wide left from 41 yards with 0:08 remaining...was 5-7-97, one TD passing, 2-10 rushing for 153.3 rating...both incompletions were drops. **GAME 11:** Was 20-26-232, two TDs/one int. in 24-10 win at New England 11/19...had 113.0 rating for game...played entire game for first time in four weeks due to lingering groin injury...was 13-14-147, one TD at half in staking Colts to 17-3 lead...completed first eleven passes, the fourth-longest streak in club history (17, Bert Jones vs. Jets, 12/15/74; 12, Harbaugh vs. New England 12/23/95; 12, Johnny Unitas vs. Atlanta, 11/27/67)...76.9 completion percentage was the sixth-highest single-game total in club history...had 40-yard passes to WR-Sean Dawkins in each half, both leading to TDs...led team on TD drives of 8-plays/80-yards, 5-plays/65-yards, and 7-plays, 73-yards...had 3t to TE-Ken Dilger and 14t to WR-Floyd Turner...40-yard pass to Dawkins on third-three from Colts 34 in fourth quarter led to the club's final score. **GAME 12:** Was 12-18-180, three TDs passing, 8-47, one TD rushing in 36-28 win vs. Miami 11/26...win marked Colts first seasonal sweep of Miami since 1988...had 138.9 rating for game...rushes tied career single-game high...had 5t to WR-Sean Dawkins to cap 9-play, 77-yard drive...had 34t to WR-Aaron Bailey to cap 3-play, 37-yard drive...had 7t to RB-Marshall Faulk to cap 5-play, 49-yard drive...had fourth down 1t rush with 1:58 remaining to give Colts 36-20 cushion...had four rushing first downs and reached 2,000 career rushing yards on six-yard third quarter rush...had nine-yard rush on third-seven from Miami 15 to keep final TD drive alive...including final two quarters and overtime of first game and first half of second game, Harbaugh totaled 28-34-423, six TDs for 158.1 rating (NFL perfect is 158.3)...led Colts to six TDs and two FGs in 48-0 scoring blitz. **GAME 13:** Was 7-12-102, 1 TD/1 int. at Carolina 12/3...left game in third quarter after suffering right knee sprain...injured after seven-yard rush...played one more possession...had 31t to WR-Sean Dawkins for 7-0 Colts lead...had 33-yard strike to WR-Aaron Bailey to set up FG. **GAME 14:** Was active but did not play 12/10 at Jacksonville after having arthroscopic surgery on right knee to remove cartilage on 12/4. **GAME 15:** Was 20-43-285, 1 TD/1 Int. vs. San Diego 12/17...led club on 11-play, 81-yard scoring drive, capped with 13t to TE-Ken Dilger...had 36-yard pass to WR-Sean Dawkins to set up score...led club on 10-play, 85-yard drive in fourth quarter...had pass to WR-Floyd Turner on two-point conversion for 21-21 tie...led club on 8-play, 37-yard drive capped with 50-yard K-Cary Blanchard FG for 24-24 tie. **GAME 16:** Was 20-30-225, one TD in 10-7 playoff clinching win vs. New England 12/23...had 13t to WR-Floyd Turner to tie game with 2:59 remaining in third quarter...was 7-7-69 on drive...had 12 consecutive completions to tie Unitas for second-most in club history (17, Bert Jones vs. Jets, 12/15/74)...led club on 9-play, 43-yard drive for winning FG with 5:51 remaining...was 3-17 rushing...had 17-yard pass to RB-Lamont Warren in first quarter to give NFL a record 100,001 total passing yards for 1995 season. **POST-SEASON:** Was 49-87-554, 4 TDs/2 ints. and 20-87, one TD rushing...had 81.3 passing rating...was 16-27-175, 2 TDs/1 int. at San Diego 12/31...was 5-10, one TD rushing...had 2t to TE-Ken Dilger

and 42t to WR-Sean Dawkins...had 3t rush on third down for 35-20 lead with 6:55 remaining...was 12-27-112, 1 TD/1 int. and 9-48 rushing at Kansas City 1/7/96...had 5t pass to WR-Floyd Turner to culminate 18-play, 77-yard drive...had 18-yard scramble on 3rd-11 at Colts 22 to keep drive alive...was 21-33-267, one TD at Pittsburgh 1/14/96...was 6-29 rushing...had 47t strike to WR-Floyd Turner for 16-13 Colts lead with 8:46 remaining...with 1:30 remaining and trailing 20-16, marched club 55 yards in nine plays before desperation pass to WR-Aaron Bailey from Steeler 29 yard-line fell incomplete on final play.

CAREER NOTES: 1994: Started games 1-8 and 12/18 vs. Miami...did not play 10/30 vs. Jets, 11/20 at Cincinnati, 11/27 vs. New England and 12/11 at New England...saw action as reserve 11/6 at Miami, 12/4 at Seattle and 12/24 vs. Buffalo...was 125-202-1,440, 9 TDs/6 ints. passing while ranking third on club in attempts and yards with 39-223 rushing...was 18-22-206, two TDs for top game in 27-17 win 10/16 at Buffalo...win was club's first at Buffalo in non-strike season since 1980...81.8 comp. pct. was second-best single-game mark (min. 20 att.) in club history (Unitas, 85.0, 17-20-370, four TDs at Atlanta 11/12/67) and helped club to all-time team single-game best 83.3 pct. (20-24)...had 6t to WR-Floyd Turner and 10t to TE-Kerry Cash...was 19-24-206, one int. at Tampa Bay 9/11 for top completion game...was 15-27-181 vs. Seattle 10/2 for top attempts game...was 11-18-186, 2 TDs/2 ints. 10/23 vs. Washington...had 24t to WR-Sean Dawkins and 85t to RB-Marshall Faulk...pass to Faulk was personal career-long and fifth-longest in club history...entered game 12/24 vs. Buffalo as reserve and had 13t to Turner to spark 10-9 win, the club's first seasonal sweep of Buffalo since 1980...was game's leading rusher 9/25 vs. Cleveland with 4-63 including 41-yarder, the third-longest rush by QB in club history (George Talianferro, 50 and 43t, vs. Rams 11-22-53)...had 13t to RB-Roosevelt Potts vs. Cleveland, 4t and 9t to Turner 9/4 vs. Houston and 19t to Dawkins 9/18 at Pittsburgh for other scoring passes.

1993: Started 15 games for Chicago...did not play 12/18 vs. Denver due to hand injury...totaled 200-325-2,002, 7 TDs/11 ints....was 20-31-202, two ints. 10/25 vs. Minnesota for top yardage game...left with Bears' career records for completions (1,023), attempts (1,759), completion percentage (58.2%), interception percentage (3.18%) and consecutive passes without an interception (173; 10/28/90-12/9/90)...ranked second in Bears history in passing yards (11,567; Sid Luckman, 14,687)...ranked third in career QB rating (74.2)...had career record of 35-30 as starter.

1992: Saw action in 16 games with 13 starts...did not start 11/29 at Cleveland, 12/7 at Houston and 12/27 at Dallas...totaled 202-358-2,486, 13 TDs/12 int....was 25-45-260, 2 int. for top completion and attempts game 9/13 at New Orleans...was 13-26-304, 2 TD/1 int. for top yardage game 10/18 vs. Tampa Bay...was 18-24-280, 2 TDs 9/27 vs. Atlanta...set Bears record with 13 straight completions in 16-23-194, 1 TD outing vs. Green Bay 10/25.

1991: Became first Bears QB to start all 16 games since Vince Evans in 1981...was 275-478-3,121, 15 TDs/16 ints....completions and attempts set Bears seasonal record while yardage was second-highest seasonal total...was 28-42-303, 1 TD 9/23 vs. Jets for top yardage game...was 27-47-244, 4 int. 11/28 at Detroit for top attempts and completion outing...set Bears post-season record for single-game completions and attempts with 22-44-218, 1 TD/2 int. performance 12/29 vs. Dallas.

1990: Started 14 games...missed final two games of season and playoffs on injured reserve with shoulder injury...was 180-312-2,178, 10 TDs/6 int....was 18-25-248, 2 TDs 10/14 vs. Rams for top yardage outing...was 23-39-208, 1 TD 12/2 vs. Detroit for top completions and attempts game.

1989: Saw action in 12 games with five starts...did not see action 9/10 vs. Cincinnati, 10/2 vs. Philadelphia, 10/15 vs. Houston and 11/26 at Washington...earned starts 11/5 at Green Bay, 11/12 at Pittsburgh, 11/19 vs. Tampa Bay, 12/17 vs. Green Bay and 12/24 at San Francisco...was 111-178-1,204, 5 TDs/9 ints....set Bears record for highest seasonal completion percentage (62.4)...was 20-28-205, 3 TDs vs. Green Bay for top outing.

1988: Saw action in eight games with two starts...did not play games 1-2, 4-5, 7-8, 10 and 16...earned starts 12/5 at Rams and 12/11 vs. Detroit...was 47-97-514, 2 int....was 18-26-174 vs. Detroit for top game.

1987: Saw reserve action in six contests...was 8-11-62 at San Francisco 12/14 for seasonal passing totals.

HONORS: 1995: Pro Bowl...Pro Football Weekly NFL Comeback Player-of-the-Year...Football News and UPI All-AFC...UPI AFC Offensive Player-of-the-Year...Football Digest NFL Second-Team All-Pro...AFC Offensive Player-of-the-Year by Kansas City Committee of 101...AFC Offensive Player-of-

HARBAUGH/HARPER

the-Month (October)...AFC Offensive Player-of-the-Week 10/8 at Miami...Miller Lite NFL Player-of-the-Week 9/10 at Jets and 10/8 at Miami.

COLLEGE: Four-year letterman (1983-86)...ranks second in school history in completions (387), completion percentage (62.4), and passing yards (5,449) while ranking third in attempts (620) and fourth in TDs (31)...earned All-Big Ten honors as **senior** while setting school single-season records for completions (180), attempts (277) and yards (2,729)...had 10 TD tosses...ranked second in nation with 157.0 QB rating...set school record with eleven 150+ passing games...named academic All-Big Ten...helped team to 11-2 record and Rose Bowl berth...was 145-227-1,976, 18 TDs while leading NCAA in passing efficiency as **junior**...set school record for highest single-game completion percentage (92.3%) with 12-13 outing 11-9-85 vs. Purdue...helped lead team to 10-1-1 record and Fiesta Bowl victory over Nebraska...led club to 3-1 start as **sophomore** before missing remainder of season with broken arm...club earned Holiday Bowl berth...helped lead team to Sugar Bowl berth as **freshman**...red-shirted in 1982...holds degree in communications.

PERSONAL: Full name is James Joseph Harbaugh...born in Toledo, Ohio...attended Palo Alto (Ca.) High School...hobbies include golf, basketball and playing cards...father, Jack, is head football coach and Jim is certified by NCAA as an assistant coach at Western Kentucky University...Jim recruits the states of Florida and Indiana...brother, John, is running backs/special teams coach at the University of Cincinnati...appeared on The Tonight Show with Jay Leno during week of Super Bowl XXX...Harbaugh and his wife, Miah, reside with their son, Jay (6/14/89), in Indianapolis, Ind.

CAREER STATISTICS

Year	PASSING								RUSHING			
	Att.-Comp.	Yds.	Pct.	Int.	LG	TD	Rat.	No.	Yds.	Avg.	LG	TD
1987 Chi	11- 8	62	72.7	0	21	0	86.2	4	15	3.8	9	0
1988 Chi	97- 47	514	48.5	2	56	0	55.9	19	110	5.8	19	1
1989 Chi	178- 111	1204	62.4	9	49	5	70.5	45	276	6.1	26	3
1990 Chi	312- 180	2178	57.7	6	80	10	81.9	51	321	6.3	17	4
1991 Chi	478- 275	3121	57.5	16	84t	15	73.7	70	338	4.8	20	2
1992 Chi	358- 202	2486	56.4	12	83	13	76.2	47	272	5.8	17	1
1993 Chi	325- 200	2002	61.5	11	48	7	72.1	60	277	4.6	25	4
1994	202- 125	1440	61.9	6	85t	9	85.8	39	223	5.7	41	0
1995	314- 200	2575	63.7	5	52	17	100.7	52	235	4.5	21	2
TOTAL	2275-1348	15582	59.3	67	85t	76	78.6	387	2067	5.3	41	17

CAREER BEST

PASSING		RUSHING	
Attempts: 47	at Detroit 11/28/91	Carries: 8	vs. Detroit 12/10/89
Completions: 28	vs. NY Jets 9/23/91		at Green Bay 10/25/92
			at Kansas City 11/21/93
Yards: 319	at Miami 10/8/95	Yards: 63	vs. Cleveland 9/25/94
Longest: 85t	vs. Washington 10/23/94	Longest: 41	vs. Cleveland 9/25/94
TDs: 3	vs. Green Bay 12/17/89	TDs: 1	17 times
	at Miami 10/8/95		
	vs. Miami 11/26/95		

73 SHAWN HARPER

Offensive Tackle 6-3 288

Indiana

2nd Year With Colts

Free Agent-1995

Born: July 9, 1968



GAMES STARTED/PLAYED: (1995, 0/8) Total 0/8

HARPER/HERROD

PRO: Signed by Colts as FA on July 22, 1995...originally was D4-92 by LA Rams, the 87th selection overall...placed on injured reserve on September 2, 1992...signed by Rams to practice squad on October 8, 1992...placed on injured reserve on August 24, 1993...waived on December 28, 1993...signed as FA by Houston on June 22, 1994...waived on August 28, 1994.

1995: Saw action as reserve...was active but did not play in game's 1-3...was inactive in game's 4-7...did not play in game eight...saw first action of season in reserve role in game nine 11/5 vs. Buffalo...saw special teams action 11/12 at New Orleans, 11/19 at New England, 11/26 vs. Miami and 12/3 at Carolina...saw extensive action in second half 12/10 at Jacksonville at RT in place of injured Jason Mathews...saw special teams action 12/17 vs. San Diego and 12/23 vs. New England...played in spring for Frankfort Galaxy of WFLA.

POST-SEASON: Inactive for all three games.

CAREER NOTES: 1993: Spent entire season on Rams injured reserve. **1992:** Spent first half of season with Rams on injured reserve...toiled second half of season on practice squad.

COLLEGE: Two-year starter...started 19 games at OT...started all eleven games as **senior**...climaxed career in 24-0 win over Baylor in Copper Bowl...started first eight games as **junior** before missing final three regular season games with sprained knee...returned as reserve in Peach Bowl vs. Auburn...was red-shirt in 1989...transferred from North Iowa Community College...criminal justice major.

PERSONAL: Full name is Shawn Aaron Harper...born in Columbus, Ohio...attended Independence High School...single...resides in Columbus, Ohio.

54 JEFF HERROD

Linebacker 6-0 249

Mississippi

9th Year With Colts

Draft-9, 1988 (243rd overall)

Born: July 29, 1966



GAMES STARTED/PLAYED: (1988, 0/16); (1989, 14/15); (1990, 13/13); (1991, 14/14); (1992, 16/16); (1993, 14/14); (1994, 15/15); (1995, 16/16)
Total 102/119

1995: Started at MLB...led team in tackles for sixth time in seven seasons...posted 186 tackles, 83 solo, five hits, five passes defended, three forced fumbles and two pressures...had 11 double-digit tackle outings and has 65 for career (8-1989, 9-1990, 10-1991, 6-1992, 9-1993, 12-1994)...led club in tackles seven times and has topped team in stops in 53 of last 102 starts...had 17 tackles, three solo, 9/10 at Jets for top tackle outing...had 16 tackles, eight solo, and one pressure 10/29 vs. Jets...surpassed LB-Duane Bickett (1,052; 1985-1993) for most career tackles in Indianapolis Colts history...had 14 tackles, eight solo, 10/8 at Miami, 11/12 at New Orleans and 12/10 at Jacksonville...had 13 tackles, six solo, and one forced fumble 9/3 vs. Cincinnati...had other forced fumbles 9/17 at Buffalo and 10/22 at Oakland...career totals include 1,157 total tackles, 26 pressures, 20 passes defended, 15 sacks (131 yards), seven forced fumbles, four recovered fumbles and four interceptions (70 yards). **POST-SEASON:** Started all three games at MLB...posted 35 tackles, 11 solo, two passes defended, one interception (17 yards), one forced fumble and one pressure...had team-high 14 tackles, five solo, and one pass broken up at San Diego 12/31...posted team-high 12 tackles, four solo, one pass broken up and one forced fumble at Kansas City 1/7/96...had nine tackles, two solo, one pressure and one interception at Pittsburgh 1/14/96.

CAREER NOTES: 1994: Started at MLB in 4-3 scheme...was inactive 12/4 at Seattle due to ankle and back injuries...led team in tackles with career-high 200, 94 solo...added four pressures, two passes defended, one sack (10 yards), one hit and one forced fumble...led club in tackles six times and had 12

HERROD/HUMPHREY

double-digit tackle outings...had season-high 20 tackles 11/20 at Cincinnati (10 solo) and 11/27 vs. New England (seven solo)...had 18 tackles, eight solo, 10/9 at Jets...had 17 tackles, eight solo, 11/6 at Miami...had sack (10 yards) and forced fumble 9/4 vs. Houston. **1993:** Started at weakside LB in 4-3 scheme...was inactive 9/5 vs. Miami and 9/12 at Cincinnati after dislocating left ankle in preseason 8/14 vs. Cincinnati...ranked second on team to MLB-Quentin Coryatt in tackles with 142, 94 solo, the first time since 1988 Herrod did not top team in tackles...had four QB pressures, two sacks (19 yards), two passes defensed, one interception (29 yards) and one recovered fumble...had season-high 15 tackles, eleven solo, and two sacks 12/19 vs. Philadelphia...recovered fumble in end zone for TD with 1:19 remaining 9/26 vs. Cleveland to ice 23-10 win...had interception 11/14 vs. Jets. **1992:** Had first 16-start season of career...played final eight contests with shoulder bruise...posted 138 tackles, 99 solo, six passes defensed, five QB pressures, two sacks (21 yards) and one interception (four yards)...led team in tackles six times...had 14 tackles, 11 solo, one QB pressure and one pass defensed 10/4 at Tampa Bay...had 14 tackles, nine solo, and one sack (13 yards) 11/15 vs. New England...had interception at San Diego 11/1. **1991:** Started at RILB...was inactive 10/6 vs. Pittsburgh and 10/13 at Buffalo due to ankle injury suffered 9/29 at Seattle...led team in tackles with 160, 105 unassisted...added 2.5 sacks (22.5 yards), two QB pressures, one interception (25 yards), two passes defensed and three fumble recoveries...led or tied in tackles eleven times...posted 16 tackles twice (9/22 vs. Detroit, 13 solo; 12/8 at New England, 11 solo). **1990:** Started 13 games at LILB...missed game 9/9 at Buffalo while unsigned...missed games 9/23 at Houston and 9/30 at Philadelphia with pelvic injury...led team in tackles with 155, 95 unassisted, along with 4.5 sacks (35.5 yards), seven QB pressures, five passes defensed, one interception (12 yards) and one forced fumble...had team- and seasonal-high 16 tackles three times (10/21 vs. Denver, nine solo; 11/18 vs. Jets, nine solo; 12/30 at Miami, seven solo). **1989:** Started 14 of 15 games...was inactive 9/17 at Rams and did not start 9/24 vs. Atlanta due to groin injury suffered in 9/10 opener vs. San Francisco...led team with 154 tackles, 104 unassisted, along with two sacks (14 yards), two forced fumbles and two passes defensed...had 19 tackles, 14 solo, 10/29 vs. New England for top game. **1988:** Saw action in 16 contests as reserve and special teamer...filled in as back-up in nickel situations...had 30 special teams tackles, including 21 on kickoff unit...had 22 defensive tackles, 18 solo, and one sack.

COLLEGE: Four-year letterman and three-year starter...named to Ole Miss' Team-of-the-Century (1893-1993)...career totals included 528 career tackles, 256 solo, seven fumbles forced, five fumbles recovered and three interceptions...had 22 career games with double-digit tackle totals...had 150 tackles as **senior**, 78 solo, four passes defensed and one interception...named Defensive Player-of-the-Game in Blue-Gray contest with 17 tackles...was AP All-SEC second-team as **junior** with 168 tackles...was Football News third-team All-America as **sophomore** with 136 tackles...saw action in eight games as **freshman**...sports management major.

PERSONAL: Full name is Jeff Sylvester Herrod...born in Birmingham, Ala....earned three letters in football and one in basketball at Banks High School...is first cousin of actor, "Mr. T"...Herrod has three children, Marcus (11/27/83), Jeff Jr. (11/4/88) and Shauntel (1/14/90), and resides in Indianapolis, Ind.

25 RONALD HUMPHREY

Running Back 5-10 211
Mississippi Valley State
5th Year With Colts, 3rd in NFL
Free Agent-1993
Born: March 3, 1969



GAMES STARTED/PLAYED: (1992, 0/0); (1993, 0/0); (1994, 0/15); (1995, 0/11) Total 0/26

HUMPHREY/JOHNSON

PRO: Signed with Colts as FA on February 4, 1993...originally was D8-92, the 212th selection overall (pick was obtained in package from L.A. Raiders in RB-Eric Dickerson trade)...waived on August 25, 1992...signed by Colts to practice squad on September 2, 1992...deleted from practice squad on January 4, 1993.

1995: Was inactive for game's 11-15 with injured ribs...saw primary action on special teams and as backup RB...was 21-21.6 KOR avg., 2-6 rushing and 2-11 receiving...had two solo special teams tackles...was 1-5 rushing 11/12 at New Orleans...left game with injured ribs after rush...was 1-1 rushing and 1-6 receiving 12/23 vs. New England...was 1-5 receiving 11/5 vs. Buffalo...was 5-89 KOR 10/22 at Oakland for season-high attempts and yardage game...had season-long 64-yard return 9/3 vs. Cincinnati. **POST-SEASON:** Saw reserve action in all three games...was 5-10 rushing, 1-(-2) receiving and 3-50, 16.7 KOR avg...was 1-28 KOR and 1-(-2) receiving at San Diego 12/31...was 4-11 rushing and 2-22 KOR at Kansas City 1/7/96...was 1-(-1) rushing at Pittsburgh 1/14/96.

CAREER NOTES: 1994: Was inactive 12/24 vs. Buffalo with groin injury...saw primary action as kickoff returner with 35-783, 22.4 avg., one TD...was 18-85 rushing and 3-19 receiving...was 3-139, one TD KOR 9/18 at Pittsburgh...had 95t to open game, the ninth-longest in club history and only third KORt to open game...was 4-101 vs. New England 11/27 and 5-99 vs. Washington 10/23...was 2-41 rushing 10/30 vs. Jets for top yardage game...had 14-yard rush to Jets' three to set up first quarter TD...had season-long 27-yard rush to Jets' 12 to set up third quarter TD...had receptions at Pittsburgh (12 yards), 10/16 at Buffalo (three yards) and 12/18 vs. Miami (four yards). **1993:** Spent entire season on injured reserve with hand injury. **1992:** Spent entire season on Colts practice squad.

COLLEGE: Three-year starter...career totals included 348-2,190, 15 TDs rushing...was 120-660, six TDs rushing and 20-190 receiving as senior...passed for two TDs...was 86-763, four TDs rushing and 7-67 receiving as junior...8.9 rushing avg. set school seasonal mark...missed sophomore season with leg injury...totaled 142-767, five TDs rushing as freshman to earn SWAC Freshman-of-the-Year honors...was career-high 27-170 rushing against Texas Southern...criminal justice major.

PERSONAL: Full name is Ronald Lynn Humphrey...born in Marland, Tex....was all-conference grid performer and member of track team at Forest Brooks High School...nickname is "Showtime"...single...resides in Houston, Tex.

CAREER STATISTICS

Year	RUSHING					KICKOFF RETURNS				
	No.	Yds.	Avg.	LG	TD	No.	Yds.	Avg.	LG	TD
1994	18	85	4.7	27	0	35	783	22.4	95t	1
1995	2	6	3.0	5	0	21	453	21.6	64	0
Total	20	91	4.6	27	0	56	1236	22.1	95t	1

CAREER BEST

Carries: 5	at Tampa Bay 9/11/94	Number: 5	vs. Washington 10/23/94
Yards: 41	vs. NY Jets 10/30/94		at Oakland 10/22/95
Longest: 27	vs. NY Jets 10/30/94	Yards: 139	at Pittsburgh 9/18/94
		Longest: 95t	at Pittsburgh 9/18/94
		TDs: 1	at Pittsburgh 9/18/94

62 ELLIS JOHNSON

Defensive End/Tackle 6-2 292

Florida

2nd Year With Colts

Draft-1, 1995 (15th overall)

Born: October 30, 1973



GAMES STARTED/PLAYED: (1995, 2/16) Total 2/16

JOHNSON/JUSTIN

1995: Saw action in 16 games, earning starts at LDT 9/10 at Jets and 9/17 at Buffalo in place of injured Tony Siragusa...posted 35 tackles, 14 solo, 23 hits, 16 pressures, 4.5 sacks (26 yards) and one pass defended...had five tackles, two solo, one pressure and one sack (seven yards) 12/17 vs. San Diego...had five assisted tackles, four hits and one pressure at Jets...had four tackles, three solo, four hits and 0.5 sacks (0 yards) at Buffalo...had other sacks 10/15 vs. San Francisco (six yards), 11/5 vs. Buffalo (six yards) and 12/10 at Jacksonville (seven yards). **POST-SEASON:** Saw action in three games with one start...had four tackles, three solo, six hits and two pressures...had three tackles, two solo, two hits and one pressure at San Diego 12/31...started in place of ill RDT-Tony Siragusa at Kansas City 1/7/96...saw action on all but one play and posted one solo tackle, three hits and one pressure...had one hit at Pittsburgh 1/14/96.

COLLEGE: Four-year letterman and three-year starter...career totals included 44 games with 26 starts, 165 total tackles, 112 solo, 102.5 big plays, 49 pressures, 36.5 tackles for losses (198 yards), 17.5 sacks (134 yards), 10 passes broken up, six forced fumbles and one fumble recovered...started all 12 games at LT and was defensive co-captain as **senior** for SEC Champions...totaled 62 tackles, 41 solo, 49.5 batted passes, 26 pressures, 14.5 tackles for losses (91 yards), 6.5 sacks (63 yards) and five forced fumbles...saw action in 12 games with nine starts as **junior**...earned eight starts at RT and one start at LT...posted 55 tackles, 39 solo, 38 big plays, 17 pressures, 15 tackles for losses (76 yards) and seven sacks (47 yards)...saw action in 10 games with five starts at LT as **sophomore**...posted 32 tackles, 22 solo, 13 big plays, six tackles for losses (30 yards), five pressures and three sacks (23 yards)...saw reserve action in 10 games as **freshman** and posted 16 tackles, 10 solo, two big plays, one sack (one yard) and one tackle for loss (one yard)...linguistics major.

PERSONAL: Full name is Ellis Bernard Johnson...born in Wildwood, Fla....saw action at FB, OT, DT, NG, DE and LB as senior at Wildwood High School...flies model airplanes as a regular hobby...studied African dialect of Yorùbá while at University of Florida...Johnson and his wife, Simone, reside with their daughter, Nichole, in Gainesville, Fla.

11 PAUL JUSTIN

Quarterback 6-4 211

Arizona State

3rd Year With Colts, 2nd in NFL

Free Agent-1994

Born: May 19, 1968



GAMES STARTED/PLAYED: (1991, 0/0); (1995, 1/3) Total 1/3

PRO: Signed by Colts as FA on January 12, 1995...originally was D7-91 by Chicago, the 190th selection overall...waived on August 26, 1991...signed by Chicago to practice squad on August 28, 1991...deleted from practice squad on December 30, 1991...signed by Chicago as FA on April 20, 1992...waived on August 31, 1992...signed by Colts as FA on April 11, 1994...waived on August 28, 1994...signed by Colts to practice squad on August 30, 1994...contract expired on December 31, 1994.

1995: Saw action in three games, earning lone start 11/12 at New Orleans...was inactive 3rd-QB in game's 1-8 and 14-16...was active but did not play 11/19 at New England and 11/26 vs. Miami...totaled 20-36-212, two interceptions passing and 3-1 rushing...was 10-13-90 passing in first career start at New Orleans...led team on five-play, 39-yard scoring drive in second quarter...long pass was 19 yards to WR-Floyd Turner...left game late in third quarter with bruised knee...saw first career action 11/5 vs. Buffalo...entered game late in first quarter and was 3-6-51, one int....left game on second series with bruised right shoulder...entered game 12/3 at Carolina with 7:10 remaining in third quarter in relief of injured QB-Jim Harbaugh...led club on final six possessions and was 7-17-71, one int. passing and 1-2 rushing...spent spring toiling for Frankfurt Galaxy in World League...named league offensive MVP...seasonal totals included

JUSTIN/LEEUWENBURG

172-278-2,394, 17 TDs/12 ints....passed for World League record 435 yards vs. Barcelona...named MVP of World Bowl '95 Championship game with 18-36-308, 3 TD/1 int. in 26-22 victory over Amsterdam. **POST-SEASON:** Was inactive 3rd QB in all three games.

CAREER NOTES: 1994: Spent entire season on Colts practice squad. **1993:** Played for Arizona Rattlers of Arena Football League. **1992:** Did not play football. **1991:** Spent entire season on Chicago practice squad.

COLLEGE: Four-year letterman and three-year starter...career totals included 33 games with 24 starts and 418-752-5,761, 34 TDs/26 ints. passing...was 131-252-1,876, 10 TDs/10 ints. as **senior**...started eight games...missed three games in mid-season with dislocated shoulder...was 34-63-474, 2 TDs/1 int. vs. Houston for top game...completions and attempts were career-highs...was 183-314-2,591, 17 TDs/10 ints. as **junior**...started 10 games...earned Sports Illustrated National Offensive Player-of-the-Week after 33-47-534, four TD passes in 44-39 win vs. Washington State...was 84-150-1,063, 5 TDs/2 ints. as **sophomore**...saw action in eight games with five starts...moved into starting lineup in season's seventh game...saw action in eight games with one start as **freshman** and totaled 20-36-231, 2 TDs/4 ints....redshirted in 1986...majored in justice studies.

PERSONAL: Full name is Paul Justin...born in Schaumburg, Ill....attended Schaumburg High School...single...resides in Schaumburg, Ill.

CAREER STATISTICS

Year	PASSING								RUSHING			
	Att.-Comp.	Yds.	Pct.	Int.	LG	TD	Rat.	No.	Yds.	Avg.	LG	TD
1995	36-20	212	55.6	2	20	0	49.8	3	1	0.3	2	0
TOTAL	36-20	212	55.6	2	20	0	49.8	3	1	0.3	2	0

CAREER BEST

PASSING					RUSHING				
Attempts:	17	at	Carolina	12/3/95	Carries:	2	at	New Orleans	11/12/95
Completions:	10	at	New Orleans	11/12/95	Yards:	2	at	Carolina	12/3/95
Yards:	90	at	New Orleans	11/12/95	Longest:	2	at	Carolina	12/3/95
Longest:	19	at	New Orleans	11/12/95					

58 JAY LEEUWENBURG

Center/Guard 6-3 297

Colorado

1st Year With Colts, 5th in NFL

UFA (Chicago)-1996

Born: June 18, 1969



GAMES STARTED/PLAYED: (1992, 0/12); (1993, 16/16); (1994, 16/16); (1995, 16/16) **Total 48/60**

PRO: Signed by Colts as UFA on February 21, 1996...originally was D9-92 by Kansas City, the 244th selection overall...waived on August 31, 1992...claimed off waivers by Chicago on September 1, 1992.

1995: Started all 16 games at RG...has started 48 consecutive games, the last 32 at RG...along with C-Jerry Fontenot were only Bears to start every game for last three seasons...helped Bears surrender NFL low 15 sacks...helped Bears rank fourth in NFC rushing, 9th in NFL and sixth in NFC total offense, ninth in NFL.

CAREER NOTES: 1994: Started all 16 games at RG...handled kick and punt snapping duties. **1993:** Started all 16 games (six at LT, 10 at RT)...worked all pre-season at center and guard but started season at LT following injury to Troy Auzenne. **1992:** Saw reserve action in 12 games...was inactive for first game and was active but did not play in game's 2-4...saw primary action in

LEEUWENBURG/MAHLUM/MANDARICH

next nine games as special teamer...saw significant action in final three games at LG and RG.

COLLEGE: Three-year starter...started every game despite breaking bone in right hand in second game of year as **senior**...led club to 8-3-1 record and Blockbuster Bowl...helped team to 11-1-1 record and Associated Press National Championship while starting every game as **junior**...helped team to 11-1 record and Big Eight championship while starting every game as **sophomore**...saw reserve action in six games as **freshman** as team went 8-4 and earned Freedom Bowl berth...redshirted in 1987...had highest grade point average on team...holds degree in English.

PERSONAL: Full name is Jay Robert Leeuwenburg...born in St. Louis, Mo....lettered in basketball, football and wrestling at Kirkwood High School...involved in Diabetes Foundation...flew to Washington, D.C. in 1995 off-season to testify before House Appropriations Committee regarding money allocated to fight diabetes...father, Richard, played tackle for Chicago Bears in 1965...Leeuwenburg and his wife, Ingher, reside with their daughter, Cora (6-16-96), in Indianapolis, Ind.

63 ERIC MAHLUM

Center 6-4 289

California

3rd Year With Colts

D2-1994 (32nd overall)

Born: December 6, 1970



GAMES STARTED/PLAYED: (1994, 2/16); (1995, 7/7) Total 9/23

1995: Started first seven games at RG...suffered sprained left knee 10/22 at Oakland and was inactive for final nine games...helped club surpass 100+ rushing in five of seven games including 36-235, three TD effort vs. St. Louis 10/1...rushing total was first 200+ outing by club since 12/4/88 (@Miami, 221). **POST-SEASON:** Was active but did not play at San Diego 12/31...saw reserve action at RG at Kansas City 1/7/96...helped club rush 39-147...saw reserve action at Pittsburgh 1/14/96.

CAREER NOTES: 1994: Earned first career start 10/9 at Jets in place of injured RG-Randy Dixon and helped club rush 29-141...started in place of injured Dixon 12/24 vs. Buffalo and helped club rush 27-145...saw extensive action as reserve 12/18 vs. Miami and helped club rush 30-143.

COLLEGE: Four-year letterman and three-year starter...started all 12 games at center as **senior**...received 78% grade for blocking consistency with 41 knock-down blocks...started eleven games at center as **junior**...helped club average 389.3 yards per game...did not allow a sack all season...was honorable mention All-Pac Ten as **sophomore** starter at RG...helped team average 446.1 yards per game...helped club amass 601 total yards vs. USC...had "fumblerooski" rushes of 19 yards vs. USC and 16 yards in Florida Citrus Bowl victory vs. Clemson...moved to center in spring drills following season...saw reserve action at offensive guard as **freshman**...helped lead team to Copper Bowl victory over Wyoming...was redshirt in 1989...business major.

PERSONAL: Full name is Eric Arnold Mahlum...born in San Diego, Calif....attended Pacific Grove High School...Mahlum and his wife, Becky, reside in Indianapolis, Ind.

79 TONY MANDARICH

Offensive Lineman 6-5 317

Michigan State

1st Year With Colts, 5th in NFL

Free Agent-1996

Born: September 23, 1966



GAMES STARTED/PLAYED: (1989, 0/14); (1990, 16/16); (1991, 15/15);

(1992, 0/0) Total 31/45**PRO:** Signed by Colts as FA on February 22, 1996...originally was D1-89 by Green Bay, the 2nd selection overall.**CAREER NOTES:** **1992:** Spent entire season on Reserve/Non-Football Illness list due to thyroid problem/post-concussion syndrome. **1991:** Started first 15 games at RT...suffered slight ligament tear in left ankle 12/15 vs. Detroit and missed season finale 12/21 at Minnesota. **1990:** Started entire season at RT. **1989:** Missed first two games after signing late and receiving roster exemption...helped team finish T1st in NFC Central and finish with 10-6 record.**COLLEGE:** Four-year letterman and three-year starter at LT...was unanimous first-team All-America as **senior** as team reached Gator Bowl...named "College Lineman of the Year" by Washington D.C. and Columbus (Ohio) Touchdown clubs...helped team post 246 rushing ypg....was first-team All-America as **junior** by Football News and College and Pro Football Newsweekly...also was Big Ten Conference Lineman of the Year...helped team to Big Ten title and 20-17 win over Southern Cal in Rose Bowl...earned honorable mention All-Big Ten as **sophomore** starter...saw reserve action as **freshman**...majored in communications.**PERSONAL:** Full name is Ante Josip (Tony Joseph) Mandarich...born in Oakville, Ontario, Canada...lettered in baseball, basketball, football and wrestling at Kent (Ohio) Roosevelt High School...owns Carlisle Golf and Country Club in Toronto, Canada...Mandarich and his wife, Amber-Lynn, reside with their daughter, Holly Rachel (4/15/91), in Traverse City, Mich.

67 JASON MATHEWS

Offensive Tackle 6-5 290**Texas A&M****3rd Year With Colts****D3-1994 (67th overall)****Born: February 9, 1971****GAMES STARTED/PLAYED: (1994, 0/10); (1995, 16/16) Total 16/26****1995:** Started at RT...helped club rank seventh in AFC rushing, 11th in NFL (115.9 ypg.) and post nine 100+ outings while outrushing 10 of 16 opponents...helped RB-Marshall Faulk rank 5th in AFC rushing, 12th in NFL with 289-1,078, 11 TDs...paved way for 36-235, three TD rushing effort while allowing no sacks vs. St. Louis 10/1...rushing total was first 200+ outing by club since 12/4/88 (at Miami, 221)...sat out second half 12/10 at Jacksonville after suffering concussion. **POST-SEASON:** Helped club rush 29-178, three TDs and total 333 net yards at San Diego 12/31...helped club rush 39-147 at Kansas City 1/7/96...helped club rush 23-83 and total 328 total net yards at Pittsburgh 1/14/96.**CAREER NOTES:** **1994:** Finished season second on depth chart at RT...was inactive for games four and 7-11...saw majority of action in blocking situations and on special teams...saw extensive second half action at RT 12/11 at New England and 12/24 vs. Buffalo.**COLLEGE:** Three-year letterman and two-year starter...was **senior** starter at RT...helped team rush for an average of 234.3 yards per game and capture SWC championship and Cotton Bowl berth...started 10 games at RT as **junior**...helped Aggies score on 30 of 32 drives inside the 10-yard line while claiming SWC championship and Cotton Bowl berth...moved from defensive line to tight end for **sophomore** season...used strictly as blocker in two tight end formations...did not have any receptions...sat out 1990 season after transferring from Brigham Young...was scout team performer as **freshman** at BYU in 1989...agricultural economics major.**PERSONAL:** Full name is Samuel Jason Mathews...born in Orange, Tex....lettered in basketball, football and track at Bridge City High School...Mathews and his wife, Kim, reside in Indianapolis, Ind.

61 TONY McCOY**Defensive Tackle 6-0 282****Florida****5th Year With Colts****Draft-4b, 1992 (105th overall)****Born: June 10, 1969**

GAMES STARTED/PLAYED: (1992, 3/16); (1993, 0/6); (1994, 15/15); (1995, 16/16) **Total 34/53**

PRO: Pick was obtained in package from L.A. Raiders in RB-Eric Dickerson trade.

1995: Started game's 1 and 4-16 at LDT and game's 2-3 at RDT...had 80 tackles, 41 solo, 35 hits, 11 pressures, 2.5 sacks (15.5 yards), one forced fumble and one pass defensed...ranked second on team in hits and third in pressures...named team's Hard Nosed Player-of-the-Year by Thundering Herd Fan Club...had eight tackles, four solo, four hits, one pressure and one sack (six yards) vs. Jets 10/29 for top game...had eight tackles, six solo, one hit and one pressure 11/12 at New Orleans...had seven tackles, five solo, three hits, one pressure, one forced fumble and one pass broken up at Jets...had seven tackles, five solo, 9/3 vs. Cincinnati...posted six tackles, two solo, 10/15 vs. San Francisco...had five tackles, four solo, and 1.5 sacks (9.5 yards) 11/19 at New England...had four hits 10/1 vs. St. Louis, 11/26 vs. Miami, and 12/10 at Jacksonville...career totals include 183 total tackles, 27 pressures, 9.5 sacks (77.5 yards), three passes defensed, two forced fumbles and two recovered fumbles. **POST-SEASON:** Posted 20 tackles, 12 solo, two hits, one pressure and one sack (0 yards)...had five tackles, four solo, at San Diego 12/31...had 11 tackles, five solo, one hit and one pressure at Kansas City 1/7/96...had four tackles, three solo, one hit and one sack at Pittsburgh 1/14/96.

CAREER NOTES: 1994: Was inactive 9/18 at Pittsburgh with sprained knee suffered 9/11 at Tampa Bay...voted as Colts' recipient of Noble Max award, bestowed to an individual who has exceeded normal expectations or has overcome adversity...named winner of Ed Block Courage Award by vote of teammates, an annual recognition of courageous play by an individual...ranked seventh on team, second among DL with 92 total tackles, 55 solo...led team in pressures (16) while ranking second with six sacks (52 yards) and 31 hits...added two passes defensed, one forced fumble and one recovered fumble...had seven games of seven or more total tackles...had season-high 10 tackles, four solo, and one hit 11/6 at Miami for top tackle outing...had nine solo tackles and one sack (six yards) 10/16 at Buffalo...had two sacks (eleven yards) 12/18 vs. Miami...had sack (20 yards) and forced fumble 9/4 vs. Houston which led to DE-Tony Bennett 75t fumble return...had sack (eight yards) and recovered fumble 12/4 at Seattle...had other sack (seven yards) 11/27 vs. New England. **1993:** Saw reserve action 9/5 vs. Miami, 10/24 at Miami, 10/31 vs. New England, 11/14 vs. Jets, 11/21 at Buffalo and 11/29 vs. San Diego...was inactive games 2-5, 12, and 14-16...was activated but did not see action 11/7 at Washington and 12/12 at Giants...had seasonal total of one tackle at Miami. **1992:** Earned starts 10/25 at Miami, 11/1 at San Diego and 11/8 vs. Miami...totaled 10 tackles, five solo, one sack (10 yards) and one recovered fumble...had three tackles, one solo, at Miami for top game...had sack 9/6 vs. Cleveland...recovered fumble on Buccaneer 39 led to Colts final TD in 24-14 win 10/4 at Tampa Bay.

COLLEGE: Four-year performer who started 22 of 40 career appearances, including final two seasons at RDT...began career as middle guard before switching to RDT as sophomore...career statistics included 124 tackles, 32 for losses (164 yards), 17 sacks (144 yards), four fumbles recovered and two fumbles forced...had 67 tackles, 17.5 for losses (91 yards), 7.5 sacks (52 yards), one forced fumble and one fumble recovered as **senior** to earn Associated Press first-team All-SEC honors and honorable mention All-America by The Football News...started eight of 10 games as **junior** and totaled 36 tackles, four for losses, 6.5 sacks (42 yards), two fumbles recovered and

one forced fumble...missed final game and all of 1990 season due to suspension...was reserve RDT as **sophomore**, totaling 14 tackles and two sacks (eleven yards)...appeared in seven games as **freshman**, totaling seven tackles, one fumble recovered and one sack...sociology major.

PERSONAL: Full name is Anthony Bernard McCoy...born in Orlando, Fla....attended Evans High School...McCoy and his wife, Jodie, reside in Orlando, Fla.

57 DEVON McDONALD

Linebacker 6-4 240

Notre Dame

4th Year With Colts

Draft-4b, 1993 (107th overall)

Born: November 8, 1969



GAMES STARTED/PLAYED: (1993, 0/16); (1994, 3/16); (1995, 0/15)

Total 3/47

PRO: Pick was obtained in package from Pittsburgh for D2-93 (44th) draft pick.

1995: Saw primary action on special teams...was inactive 10/1 vs. St. Louis with foot injury...had 18 tackles, five solo, and one hit...saw extensive action at RLB 9/10 at Jets after injury to Quentin Coryatt and posted season-high six tackles, three solo...filled in for injured LLB-Stephen Grant 10/8 at Miami and posted four assisted tackles...had three tackles, one solo, 12/23 vs. New England...ranked second on club in special teams tackles with 13, nine solo...had season-high three special teams tackles, two solo, 11/19 at New England...career totals include 62 total tackles, three hurries, one sack (seven yards) and one pass defended. **POST-SEASON:** Saw reserve action in three games and had one solo special teams tackle...saw special teams action and limited action on base defense at San Diego 12/31...had one solo special teams tackle at Kansas City 1/7/96...did not have any tackles at Pittsburgh 1/14/96.

CAREER NOTES: 1994: Started game's 2-4 at LLB in 4-3 scheme...had 42 tackles, 22 solo, four hits, two pressures, one sack (seven yards), one pass defended and one forced fumble...had season-high nine tackles, five solo, while seeing action at RLB for injured Quentin Coryatt vs. Jets 10/30...had eight tackles, three solo, including five tackles for loss while seeing extensive action for injured Coryatt 10/9 at Jets...had sack of QB-Dan Marino 11/6 at Miami...led team in special teams tackles with 25, 15 solo...had season-high five special teams tackles, three solo, 9/4 vs. Houston. **1993:** Saw reserve action in all 16 games...had two tackles, one solo...had one solo tackle 9/5 vs. Miami and one assisted tackle 12/26 at New England...ranked T3rd on club with 12 special teams tackles, six solo.

COLLEGE: Four-year performer who started final three seasons and most of freshman year...started at LE as senior, RE as junior and OLB as sophomore and freshman...career totals included 182 tackles, 91 solo, 40 tackles for losses (154 yards), 16 sacks, four fumbles recovered, three fumbles forced and two passes defended...posted 47 tackles, 30 solo, 15 tackles for losses (94 yards), 8.5 sacks and one pass defended as **senior**...had 60 tackles, 29 solo, 13 tackles for losses (20 yards), three fumbles forced, 2.5 sacks and one fumble recovered as **junior**...had 41 tackles, 24 solo, six tackles for losses, two fumbles recovered and one sack as **sophomore**...totaled 34 tackles, eight solo, five tackles for losses, four sacks, one fumble recovered and one pass defended as **freshman**...had five stops vs. Colorado in 21-6 Orange Bowl win for 1989 National Championship...was redshirt in 1988...American Studies major.

PERSONAL: Full name is Devon Linton McDonald...born in Kingston, Jamaica...lettered in football, basketball and track at John F. Kennedy High School in Patterson, N.J....twin brother, Ricardo, was D2-92 of Cincinnati and has been starting LB with Bengals the last four seasons (1992-95)...single...resides in Indianapolis, Ind.

McELROY/McLEMORE

40 RAY McELROY

Defensive Back 5-11 207

Eastern Illinois

2nd Year With Colts

Draft-4, 1995 (114th overall)

Born: July 31, 1972



GAMES STARTED/PLAYED: (1995, 0/16) Total 0/16

1995: Finished season third on depth chart at LCB...saw primary action on special teams and in nickle situations...totaled three tackles, two solo, one pressure, one hit and one pass defended...posted two tackles, one solo, 10/8 at Miami...had one solo tackle 12/10 at Jacksonville...had pass defended and pressure 12/17 vs. San Diego...ranked third on team in special teams tackles with 12, nine solo...had season-high three special teams tackles 9/10 at Jets (three solo) and 11/19 at New England (two solo). **POST-SEASON:** Saw reserve action in all three games and had two tackles, one solo, one interception (0 yards) and three special teams tackles, one solo...had one assisted tackle and one interception at San Diego 12/31...int. in end zone with 0:17 remaining in first half ended Charger scoring threat...saw action in nickle situations at Kansas City 1/7/96...had one assisted special teams tackle...also recovered fumble by PR-Tamarick Vanover at Colts 45 late in first half...had one solo tackle on base defense at Pittsburgh 1/14/96...had two special teams tackles, one solo.

COLLEGE: Four-year letterman and three-year starter...career totals included 43 games with 34 starts, 195 tackles, 116 solo, 23 passes broken up, 10 tackles for losses and five interceptions (39 yards)...was 46-1,055, 22.9 KOR avg....started eleven games at RCB as **senior** and totaled 76 tackles, 45 solo, 10 passes broken up, seven tackles for losses and one interception...was 14-266, 19.0 avg. KOR...was standout performer on track team, capturing 400-meter hurdles (52.82) at Central Collegiate Conference meet...saw action in eleven games with 10 starts at RCB as **junior** and posted 40 tackles, 28 solo, 10 passes broken up and four interceptions (39 yards)...int. total ranked second in conference...started eleven games as **sophomore** and totaled 58 tackles, 32 solo...was 16-348, 21.8 avg. KOR...finished fourth in both indoor and outdoor conference finals...finished sixth in 200-meter indoor meet and ran winning leg on 1600-meter outdoor relay team...saw action in 10 games with two starts as **freshman**...had 21 tackles, eleven solo, and led Gateway Conference with 16-441, 27.6 KOR avg....redshirted in 1990...marketing major.

PERSONAL: Full name is Raymond Edward McElroy...born in Bellwood, Ill....lettered in football and track at Proviso West High School...single...resides in Charleston, Ill.

92 THOMAS McLEMORE

Defensive End 6-5 261

Southern University

2nd Year With Colts, 5th in NFL

Free Agent-1995

Born: March 14, 1970



GAMES STARTED/PLAYED: (1992, 1/11); (1993, 0/4); (1994, 1/2); (1995, 0/2) Total 2/19

PRO: Signed by Colts as FA on March 28, 1995...originally was D3-92 by Detroit, the 81st selection overall...waived on August 30, 1993...claimed off waivers by Cleveland on August 31, 1993...waived on October 20,

McLEMORE/MORRISON

1993...signed by Cleveland as FA on October 28, 1993...waived on November 10, 1993...signed by Cleveland as FA on November 19, 1993...became UFA on February 15, 1995.

1995: Saw reserve and special teams action 10/1 vs. St. Louis for seasonal action...switched from TE to LDE during week three of preseason...was inactive for first three games...switched back to TE prior to week four of regular season...had one assisted special teams tackle vs. St. Louis before exiting game in first quarter with dislocated shoulder...placed on injured reserve 10/8 with foot injury.

CAREER NOTES: 1994: Saw action in two games with one start for Cleveland...did not have any receptions...earned start 10/13 at Houston as club opened in two TE alignment...saw reserve action 12/24 vs. Seattle...was inactive for game's 1-5, 7-15 and playoffs. **1993:** Saw special teams action in first four games...was inactive for 10 games...did not have any receptions. **1992:** Saw action in eleven games with one start for Detroit...was 2-12 receiving...was on injured reserve first five games with shoulder injury...was 1-6 receiving in first pro start 11/15 at Pittsburgh...was 1-6 vs. Chicago 12/20.

COLLEGE: Three-year starter...was 15-151, two TDs while starting eleven games as senior.

PERSONAL: Full name is Thomas Tyree McLemore...born in Shreveport, La....attended Huntington High School...enlisted with Marine Reserves summer after freshman year at Southern...trained as mortar specialist and was called to active duty on February 5, 1991 because of Gulf War and served until mid-May at Camp Pendleton, Calif...single...resides in Shreveport, La.

52 STEVE MORRISON

Linebacker 6-3 243

Michigan

2nd Year With Colts

Free Agent-1995

Born: December 28, 1971



PRO: Signed by Colts as FA on April 27, 1995.

1995: Saw primary action on special teams...was inactive for game's 1-3 and 14-16...did not have any tackles on base defense...had five special teams tackles, three solo...had two solo special teams tackles 11/12 at New Orleans...had one solo tackle 11/19 at New England with assisted tackles 10/8 at Miami and 10/15 vs. San Francisco. **POST-SEASON:** Inactive for all three games.

COLLEGE: Four-year letterman and three-year starter...career totals included 36 games with 31 starts, 333 tackles, 212 solo, 16 tackles for losses (32 yards), nine passes broken up, six interceptions (76 yards), four fumbles recovered, two forced fumbles and two sacks (10 yards)...was team captain and started eleven games at ILB as **senior**...was semi-finalist for Butkus Award, given to nation's top LB...led team with 122 tackles, 73 solo, seven tackles for losses, three passes broken up, three fumbles recovered, two forced fumbles, one interception (13 yards) and one sack (eight yards)...helped team reach Holiday Bowl...saw action in four games with three starts as **junior**...bothered most of season with left foot injury...had 27 tackles, 19 solo...helped team reach Hall of Fame Bowl...started eleven games as **sophomore** and totaled team-high 117 tackles, 76 solo, with eight tackles for losses, two interceptions (14 yards) and one sack (two yards)...received Roger Zatkoff Award, given annually to team's top LB...helped team reach Rose Bowl...saw action in seven games with five starts as **freshman**...posted 55 tackles, 38 solo, and three interceptions (49 yards)...missed four games with fractured left fibula...helped team reach Rose Bowl...granted medical redshirt in 1990 after suffering severe left calf bruise...saw action in three games with one start before missing final seven games...had 12 tackles, six solo...sports management and communications major.

MORRISON/NUNN

PERSONAL: Full name is Steve Craig Morrison...born in Birmingham, Mich....attended Brother Rice High School...was two-way performer, seeing action at FB and LB...also set school record with 72-yard punt...was all-state in lacrosse as junior after scoring 40 goals...single...resides in Ann Arbor, Mich.

93 FREDDIE JOE NUNN

Defensive End 6-5 262

Mississippi

3rd Year With Colts, 12th in NFL

Free Agent-1994

Born: April 9, 1962



GAMES STARTED/PLAYED: (1985, 16/16); (1986, 16/16); (1987, 12/12); (1988, 16/16); (1989, 12/12); (1990, 16/16); (1991, 16/16); (1992, 9/11); (1993, 10/16); (1994, 6/11); (1995, 1/10) Total 130/152 Total with Colts 7/21

PRO: Signed by Colts as FA on September 21, 1994...originally was D1-85 of St. Louis, the 18th selection overall.

1995: Earned lone start 9/17 at Buffalo...was inactive for game's 9-14...had five tackles, two solo, one pressure and one hit...had four tackles, two solo, and one pressure 9/10 at Jets for top game...had one assisted tackle and one hit 10/8 at Miami...career totals include 472 total tackles, 67 sacks, four pressures and one pass defensed. **POST-SEASON:** Saw reserve action in three games and had one solo tackle, two pressures and one sack (eight yards)...had three solo special teams tackles...had one sack (eight yards) and one pressure at San Diego 12/31...had one solo special teams tackle...saw action for one play on base defense at Kansas City 1/7/96...had two solo special teams tackles...had one pressure at Pittsburgh 1/14/96.

CAREER NOTES: 1994: Saw action in eleven games with six starts...missed first three games while unsigned...was inactive for final two games with fractured right arm...earned starts at LDE in games 5-10...posted 28 tackles, seven solo, 10 hits, three pressures, one sack (10 yards) and one pass defensed...had five tackles, one solo, 10/9 at Jets...had sack 11/20 at Cincinnati. **1993:** Started 10 of 16 games for Cardinals...saw action at LDE first seven games, then switched to RDE for remainder of season...totaled 27 tackles, 18 solo, 23 QB hurries, two forced fumbles and one fumble recovery...was second on team with 6.5 sacks...posted season-high five tackles 9/26 at Detroit with two sacks and two hurries...had fumble recovery 9/12 at Washington...had other sacks 11/7 vs. Philadelphia and 12/26 vs. N.Y. Giants. **1992:** Recorded 28 tackles, 19 solo, and four sacks...collected six tackles, one sack and one fumble recovery 9/13 vs. Philadelphia...did not play 10/18 vs. New Orleans due to flu, breaking a string of 109 consecutive starts...did not play 11/22 vs. Dallas, 11/29 at Washington, 12/6 vs. San Diego and 12/12 vs. Giants with left knee sprain. **1991:** Posted 72 tackles and 6.5 sacks with career-best and team-high six forced fumbles...had season-high 10 tackles 11/3 at Dallas...had six tackles 12/15 at Denver and 12/22 vs. New Orleans...had two sacks 10/20 vs. Atlanta. **1990:** Posted 47 tackles and nine sacks...forced team-best five fumbles and finished second with 16 hurries...had season-best six tackles 12/6 at Dallas with forced fumble and recovery. **1989:** Started 12 games...missed weeks 4-7 because of league suspension...posted 34 tackles, five sacks and one fumble recovery...credited with season-high seven tackles 9/24 vs. Giants. **1988:** Started all 16 games...posted 53 total tackles and 14 sacks...sack total ranked second among NFC defensive lineman (Reggie White, 16.5)...led team in sacks and hurries (27) while playing every down from scrimmage...recorded three sacks 10/30 in 16-10 win at Dallas while limiting Pro Bowler Herschel Walker to 87 yards, his lowest total of the season. **1987:** Started all 12 games...recorded 46 tackles, 45 solo, and 11 sacks...top outing was 10/25 vs. Giants with 10 tackles and two sacks...also collected 2.5 sacks 11/22 at Philadelphia. **1986:** Started all 16 games and recorded 48 tackles and seven sacks...posted two sacks 12/7 at

Philadelphia and 11/16 vs. New Orleans. **1985:** Started all 16 games as rookie and totaled 84 tackles, 67 solo...recorded six or more stops on 10 occasions...had eight tackles in NFL debut 9/9 vs. Cleveland.

HONORS: 1988: AP honorable mention All-NFL...UPI All-NFC second-team.

COLLEGE: Four-year letterman and three-year starter...named to Ole Miss' Team-of-the-Century (1893-1993)...posted 201 tackles, 147 solo, and nine sacks...named first team All-America, first team All-SEC and three-time SEC defensive player-of-the-week as senior while leading team to 1983 Independence Bowl, the Rebs first bowl appearance since 1971...named defensive MVP in Hula Bowl...also played in Senior Bowl...physical education major.

PERSONAL: Full name is Freddie Joe Nunn...born in Noxubee, Miss....lettered in football, basketball, baseball and track at Nanih Waiya High School...Nunn and his wife, Vikki, reside with their daughter, Frederica Victoria (10/25/89) and son, Victor Fredrick (7/27/92) in St. Louis, Mo.

1 BOBBY OLIVE

Wide Receiver 5-11 170

Ohio State

2nd Year With Colts

Free Agent-1995

Born: April 22, 1969



GAMES STARTED/PLAYED: (1995, 0/1) Total 0/1

PRO: Signed by Colts as FA from Washington practice squad on September 14, 1995...originally was D11-91 by Kansas City, the 300th selection overall...waived on August 26, 1991...signed by Kansas City to practice squad on November 21, 1991...waived on January 6, 1992...signed by Atlanta as FA on March 9, 1992...waived on August 25, 1992...signed by Cleveland as FA on July 23, 1994...waived on August 12, 1994...signed by Washington as FA on July 11, 1995...waived on August 27, 1995...signed by Washington to practice squad on August 29, 1995.

1995: Saw reserve action with no receptions 10/22 at Oakland for seasonal totals...was inactive for game's 4-6 and 8-16...helped lead Frankfurt to World League title in spring of 1995...was only unanimous all-league offensive choice...led league in receptions and yardage with 57-899, two TDs receiving...was teammate of Colts QB and World League MVP Paul Justin.

POST-SEASON: Was inactive for all three games.

COLLEGE: Four-year letterman and three-year starter...career totals included 83-1,301, 10 TDs receiving...was 37-589, seven TDs while starting every game at SE as **senior**...helped team reach Liberty Bowl...was 19-324, one TD while starting five games as **junior**...helped team reach Hall of Fame Bowl...posted 14-17.5 KOR avg....started 10 contests as **sophomore** and posted 25-370, two TDs receiving...was 17-6.1 PR avg....joined team as walk-on as **freshman**...saw action in eight games and posted 2-18 receiving vs. Oregon for seasonal reception totals...holds degree in communications.

PERSONAL: Full name is Bobby Leo Olive, Jr...born in Paris, Tenn....earned eight letters in football, basketball and track at Frederick Douglass High School in Atlanta, Ga....single...resides in Atlanta, Ga.

99 MIKE PELTON

Defensive Tackle 6-2 305

Auburn

2nd Year With Colts, 2nd in NFL

Free Agent-1995

Born: December 13, 1971



GAMES STARTED/PLAYED: (1995, 0/0) Total 0/0

PELTON/POLLARD

PRO: Signed by Colts as FA on September 21, 1995...originally was D5-95 pick by Kansas City in the 1995 draft, the 155th selection overall...waived on August 22, 1995...signed by New Orleans to practice squad on August 29, 1995...waived on September 19, 1995.

1995: Was inactive for game's 4-16 after signing with club. **POST-SEASON:** Did not see any action...inactive at San Diego 12/31...was active but did not play at Kansas City 1/7/96...inactive at Pittsburgh 1/14/96.

COLLEGE: Four-year letterman...career totals included 294 tackles, 155 solo, 18 tackles for losses, 15 sacks, seven fumble recoveries and four forced fumbles...named first-team All-SEC and second-team All-America by Associated Press as **senior**...posted 107 tackles, 60 solo, 10 sacks and four recovered fumbles...named SEC Defensive Player-of-the-Week after 14 tackle, two sack performance vs. Mississippi...saw action in each game with three starts as **junior**...posted 73 tackles, 43 solo, and five sacks while leading Tigers to 11-0 record...switched to DT in spring after seeing action at LB during first two seasons...saw reserve LB action in each game as **sophomore**...had 31 tackles, 16 solo...saw action in each game with lone start vs. Vanderbilt as **freshman**...had 83 tackles, 37 solo...posted career-high 23 tackles, 13 solo, vs. Vanderbilt...was redshirt in 1990.

PERSONAL: Full name is Michael Jerome Pelton...born in Goshen, Ala....lettered in football and basketball at Goshen High School...single...resides in Goshen, Ala.

81 MARCUS POLLARD

Tight End 6-4 257

Bradley

2nd Year With Colts

Free Agent-1995

Born: February 8, 1972



GAMES STARTED/PLAYED: (1995, 0/8) Total 0/8

PRO: Signed by Colts to active roster from practice squad on October 10, 1995...originally signed by Colts as FA on January 24, 1995...waived on August 22, 1995...signed by Colts to practice squad on August 28, 1995.

1995: Was inactive for game's 8-10...saw action in game's 6-7 and 11-16...did not have any receptions...saw primary action on special teams, totaling six tackles, four solo...had two solo special teams tackles vs. New England 12/23...had two special teams tackles, one solo, 11/26 vs. Miami. **POST-**

SEASON: Saw reserve action in two games...had one assisted special teams tackle...was inactive at San Diego 12/31...saw special teams action at Kansas City 1/7/96 and at Pittsburgh 1/14/96...had one assisted special teams tackle.

COLLEGE: Did not play college football...two-year starter at power forward in basketball...career totals included 58 games, 49 starts, 424 points (7.3 avg.) and 289 rebounds (5.0 avg.)...saw action in 31 games with 27 starts as **senior**...totaled 211 points (6.8 avg.) and 147 rebounds (4.7 avg.)...saw action in 27 games with 22 starts as **junior**...posted 213 points (7.9 avg.) and 142 rebounds (5.3 avg.)...transferred to Bradley after starting two years at Seward County Community College (Liberal, Kan.)...averaged 15 ppg. and 9.5 rpg. as sophomore...criminal justice major.

PERSONAL: Full name is Marcus LaJuan Pollard...born in Valley, Ala....attended Valley High School...single...resides in Peoria, Ill.

42 ROOSEVELT POTTS

Running Back 6-0 250

Northeast Louisiana

4th Year With Colts

Draft-2, 1993 (49th overall)

Born: January 8, 1971



GAMES STARTED/PLAYED: (1993, 15/16); (1994, 15/16); (1995, 15/15) Total 45/47

PRO: Pick was obtained in package from Pittsburgh for D2-93 (44th) draft pick.

1995: Started first 15 games while serving primary role as lead blocker for RB-Marshall Faulk...suffered torn anterior cruciate ligament in fourth quarter vs. San Diego 12/17...had surgery 12/18 and was placed on injured reserve 12/19...ranked second on team in attempts and yardage with 65-309 rushing...was 21-228, one TD receiving...was 9-73 rushing 9/3 vs. Cincinnati for top attempts and yardage outing...had 37-yard run in fourth quarter for second-longest career rush...was 7-30 rushing and 3-77 receiving 10/1 vs. St. Louis for top all-purpose game...had career-long 52-yard reception from QB-Jim Harbaugh to set up second quarter TD...was 7-17 rushing 9/17 at Buffalo...was 4-47 with 35-yard rush 10/8 at Miami...had 33-yard rush 10/22 at Oakland...was 3-44, one TD receiving 11/12 at New Orleans...had 40t reception from QB-Jim Harbaugh to tie game 14-14 in fourth quarter.

CAREER NOTES: 1994: Did not start 11/20 at Cincinnati as club opened in two-TE alignment...was 77-336, one TD rushing to rank second on club in attempts and yards...was 26-251, one TD receiving to rank fourth on club in receptions and receiving yards...served as lead blocker for RB-Marshall Faulk...was 6-74 with career-long 52-yard rush 11/27 vs. New England for top yardage game...was team's leading rusher 11/20 at Cincinnati with 11-45 effort...had 8t rush 9/11 at Tampa Bay for first career TD...was 6-87 vs. Cleveland 9/25 for career-best receptions and yardage game...also had career-long 30-yard reception and 13t from QB-Jim Harbaugh for first career scoring reception. **1993:** Only non-start was opening game 9/5 vs. Miami...posted team-high 179-711 rushing...was 26-189 receiving...had fourth-highest NFL rookie rushing total (Jerome Bettis, Rams, 1,429; Reggie Brooks, Washington, 1,063; Ron Moore, Phoenix, 1,018) and was one of only six rookies to lead respective clubs in rushing (Bettis; Brooks; Moore; Derek Brown, New Orleans; Greg Robinson, Raiders)...led club in rushing in 10 of 15 starts...was 18-113 vs. Dallas 10/10 for top yardage game...was 14-102 at halftime...34-yard rush against Cowboys was Colts longest rushing play of season...became first Colts rookie RB to post 100+ outing since Randy McMillan (16-146 at New England 9/6/81), a span of 188 games...was 14-100 vs. Buffalo 1/2/94...was 23-86 vs. New England 10/31 for top attempts game...was 3-51 receiving with consecutive 24-yard receptions vs. Denver 10/3 for top receiving yardage game...was 5-2 receiving 11/7 at Washington for season-high receptions outing.

COLLEGE: Three-year starter...career statistics included 658-3,061, 17 TDs rushing, 58-538, one TD receiving...career rushing total is school record...only rusher in school history to record two 1,000+ seasons...totaled 201-1,004, eleven TDs rushing, 24-262, one TD receiving as **senior**...named third-team All-America and first-team All-SLC after 239-1,103, five TDs rushing, 22-171 receiving as **junior**...rushed career-high 28-166 vs. North Texas State...totaled 218-954, one TD rushing, 12-105 receiving as **sophomore**...set school mark with five consecutive 100+ rushing yardage outings...missed **freshman** year as Prop 48...education major.

PERSONAL: Full name is Roosevelt Bernard Potts...born in Rayville, La....attended Rayville High School...rated state's top prospect by Lindy's Southeastern recruiting guide...single...resides in Rayville, La.

POTTS/SIRAGUSA

CAREER STATISTICS

Year	RUSHING					RECEIVING				
	No.	Yds.	Avg.	LG	TD	No.	Yds.	Avg.	LG	TD
1993	179	711	4.0	34	0	26	189	7.3	24	0
1994	77	336	4.4	52	1	26	251	9.7	30	1
1995	65	309	4.8	37	0	21	228	10.9	52	1
TOTAL	321	1356	4.2	52	1	73	668	9.2	52	2

CAREER BEST

Carries: 23 vs. New England 10/31/93	Receptions: 6 vs. Cleveland 9/25/94
Yards: 113 vs. Dallas 10/10/93	Yards: 87 vs. Cleveland 9/25/94
Longest: 52 vs. New England 11/27/94	Longest: 52 vs. St. Louis 10/1/95
TDs: 1 at Tampa Bay 9/11/94	TDs: 1 vs. Cleveland 9/25/94 at New Orleans 11/12/95

98 TONY SIRAGUSA

Defensive Tackle 6-3 320

Pittsburgh

7th Year With Colts

Free Agent-1990

Born: May 14, 1967



GAMES STARTED/PLAYED: (1990, 6/14); (1991, 6/13); (1992, 12/16); (1993, 14/14); (1994, 16/16); (1995, 14/14) **Total 68/87**

PRO: Signed with Colts as FA on April 30, 1990.

1995: Started 14 games at RDT...was inactive 9/10 at Jets and 9/17 at Buffalo with knee injury suffered 9/3 vs. Cincinnati...had 70 tackles, 44 solo, 11 hits, nine passes defensed, six pressures, two sacks (14 yards) and two forced fumbles...posted season-high 12 tackles, nine solo, one hit and one pressure 12/3 at Carolina for top game...had eight tackles, seven solo, 12/23 vs. New England...had six tackles, three solo, two passes broken up, one forced fumble and one hit 11/19 at New England...had six tackles, two solo, and one hit 11/5 vs. Buffalo...had one sack (seven yards) and one forced fumble 10/15 vs. San Francisco...had other sack (seven yards) along with blocked field goal 12/10 at Jacksonville...career totals include 401 total tackles, 32 pressures, 16 passes defensed, 15.5 sacks (97.5 yards), eight forced fumbles and four recovered fumbles. **POST-SEASON:** Had 14 tackles, eight solo, three passes defensed, one pressure and one hit...had six tackles, four solo, one hit and one pressure at San Diego 12/31...was inactive with flu at Kansas City 1/7/96...had eight tackles, four solo, and three passes broken up at Pittsburgh 1/14/96.

CAREER NOTES: 1994: Opened each game at RDT...ranked fifth on team and first among DL with 108 total tackles, 64 solo...ranked third on team with five sacks (30 yards) and 17 hits while tying for third with nine pressures...had six passes defensed, led club with three forced fumbles and had one fumble recovery...had eight or more tackles on five occasions...had 12 tackles, nine solo, and one hit 11/27 vs. New England...had 12 tackles, six solo, four hits, two sacks (14 yards), two pressures, two forced fumbles and one recovered fumble 12/4 at Seattle...had 12 tackles, seven solo, and one hit 9/18 at Pittsburgh...had sack (six yards) and forced fumble 10/16 at Buffalo...had sack (eight yards) of QB-Rick Mirer with 4:56 remaining to thwart late Seahawk drive in 17-15 Colts win 10/2...had other sack (two yards) 10/30 vs. Jets. **1993:** Started at RDT...was inactive 11/21 at Buffalo and 11/29 vs. San Diego due to ankle injury...ranked sixth on team in tackles, second among DL with 76, 51 solo...had two QB pressures, 1.5 sacks (5.5 yards) and one forced fumble...had season-high 10 tackles, four solo, 12/26 at New England...had sack (three yards) and forced fumble 10/31 vs. New England...had one-half

SIRAGUSA/STABLEIN

sack (2.5 yards) 9/12 at Cincinnati...batted pass 9/5 vs. Miami resulted in DB-Jason Belser int. and subsequent Colts FG. **1992:** Saw action as reserve 9/13 vs. Houston, 10/25 at Miami, 11/1 at San Diego and 11/8 vs. Miami...had 65 tackles, 47 solo, 12 QB pressures, three sacks (24 yards), one recovered fumble and one pass defended...had nine tackles, eight solo, and a recovered fumble 12/27 at Cincinnati for top game...fourth quarter fumble recovery led to Colts winning TD...totaled nine tackles, six solo, and two QB pressures 11/22 at Pittsburgh...had sacks 9/6 vs. Cleveland (four yards), 12/6 at New England (four yards) and 12/13 at Jets (16 yards). **1991:** Saw action in 13 games, starting six...was inactive 9/8 at Miami and did not play 9/15 at Raiders and 9/22 vs. Detroit...had 46 tackles, 24 solo, two sacks (12 yards), two QB pressures, one fumble forced and one fumble recovered...had eight tackles, five solo, and one sack 10/20 vs. Jets for top game...had forced fumble 12/22 at Tampa Bay...had other sack (12 yards) vs. Pittsburgh 10/6...recovered fumble that led to Colts TD 12/8 at New England. **1990:** Started 11/11 at New England, 11/18 vs. Jets, 11/25 at Cincinnati, 12/2 at Phoenix, 12/16 at Jets and 12/30 at Miami...recorded 36 tackles, 24 unassisted, two sacks (12 yards), one QB pressure, one forced fumble and one recovered fumble...had top game vs. Jets with eight tackles, five solo.

COLLEGE: A part-time starter since 1986...came back in 1989 after missing 1988 season with knee injury...had 60 tackles, 40 solo, as senior...ranked third on club with 5.5 sacks and 13 tackles for losses...played in Hula Bowl and Martin Luther King Classic following season...was second-team All-East by AP...administration of justice major.

PERSONAL: Full name is Anthony Siragusa...born in Kenilworth, N.J....attended David Brearly High School...had 39-yard punting avg. and was 15-18 PAT...lettered three years in wrestling and was state champion with 97-1 career record...had pet boa constrictor and tarantula with college roommate DL-Burt Grossman...Siragusa and his wife, Kathy, reside in Kenilworth, N.J.

86 BRIAN STABLEIN

Wide Receiver 6-1 193

Ohio State

4th Year With Colts, 3rd in NFL

Free Agent-1993

Born: April 14, 1970



GAMES STARTED/PLAYED: (1993, 0/0); (1994, 0/0); (1995, 0/15) Total 0/15

PRO: Signed by Colts as FA on March 4, 1994...originally was D8-93 by Denver, the 210th selection overall...waived on August 23, 1993...signed by Colts to practice squad on September 9, 1993.

1995: Was 8-95 receiving...had four special teams tackles, two solo...totaled 2-20 receiving 9/17 at Buffalo and 2-18 at Oakland 10/22...was 1-16 vs. San Diego 12/17, 1-15 vs. Buffalo 11/5, 1-14 at New Orleans 11/12 and 1-12 vs. Cincinnati 9/3 for other receptions...recovered onside kicks late in game to preserve wins 10/1 vs. St. Louis, 11/26 vs. Miami and 12/10 at Jacksonville.

POST-SEASON: Had post-season totals of 1-18 receiving at Pittsburgh 1/14/96...saw reserve action at San Diego 12/31 and at Kansas City 1/7/96.

CAREER NOTES: **1994:** Did not see any game action...spent first seven games on inactive list after suffering dislocated left elbow on punt return in preseason finale 8/25 vs. Cleveland...was active but did not play 10/23 vs. Washington and 12/4 at Seattle...was inactive for games 9-12 and 14-16. **1993:** Spent final 15 games of season on practice squad.

COLLEGE: Four-year letterman...career receiving totals included 96-1,289, four TDs...was 53-643, two TDs receiving and 16-99 PR as **senior**...receptions ranked fourth in conference...earned Paul Warfield award as senior and junior, given annually to the team's outstanding receiver...had at least one reception in each game as **junior** while totaling 26-381 receiving and ranking third in con-

STABLEIN/TATE

ference with 18-154 PR...totaled 10-161, one TD receiving as **sophomore**...was 7-104, one TD receiving as **freshman**...redshirted in 1988 after joining team as walk-on...helped lead team to Florida Citrus Bowl (1992), Hall of Fame Bowl (1991, 1989) and Liberty Bowl (1990) during career...marketing major.

PERSONAL: Full name is Brian Patrick Stablein...born in Erie, Pa....three-year letterman in football and track at McDowell High School...brother, Chris, was teammate at Ohio State (1987-90)...brother, Scott, served with U.S. Marines in Persian Gulf with Operation Desert Storm...brother, Todd, plays basketball at Gannon University...single...resides in Indianapolis, Ind.

CAREER STATISTICS

RECEIVING

Year	No.	Yds.	Avg.	LG	TD
1995	8	95	11.9	16	0
TOTAL	8	95	11.9	16	0

CAREER BEST

Receptions:	2	at Buffalo 9/17/95 at Oakland 10/22/95
Yards:	20	at Buffalo 9/17/95
Longest:	16	vs. San Diego 12/17/95

49 DAVID TATE

Defensive Back 6-1 209

Colorado

3rd Year With Colts, 9th in NFL

UFA (N.Y. Giants)-1994

Born: November 22, 1964



GAMES STARTED/PLAYED: (1988, 4/16); (1989, 4/14); (1990, 1/16); (1991, 0/16); (1992, 3/16); (1993, 1/14); (1994, 8/16); (1995, 16/16) Total 37/124
Total with Colts 24/32

PRO: Signed by Colts as UFA on July 20, 1994...originally was D8-88 of Chicago, the 208th selection overall...signed by N.Y. Jets as FA on May 4, 1993...waived on August 30, 1993...signed as FA by N.Y. Giants on September 1, 1993.

1995: Started at SS...ranked fourth on team and first among DBs in total tackles with 129, 65 solo...added nine passes defended, three pressures, two forced fumbles, two hits and one fumble recovered...had season-high 13 tackles, seven solo, 10/8 at Miami...had 12 tackles, seven solo, 12/17 vs. San Diego...posted 12 tackles, six solo, 10/29 vs. Jets...had 10 total tackles 11/12 at New Orleans (six solo), 12/10 at Jacksonville (seven solo) and 12/23 vs. New England (five solo)...had forced fumble and recovered fumble 9/10 at Jets...had other forced fumble 11/19 at New England...career totals include 477 total tackles, 27 passes defended, 11 interceptions (133 yards), six forced fumbles, three pressures and two recovered fumbles. **POST-SEASON:** Started all three games at SS...had 20 tackles, six solo, three passes defended and one hit...posted 11 tackles, three solo, and one pass broken up at San Diego 12/31...posted three tackles, two solo, and one pass broken up at Kansas City 1/7/96...had six tackles, one solo, one pass broken up and one hit at Pittsburgh 1/14/96.

CAREER NOTES: 1994: Started final eight games at SS...ranked ninth on club, third among DBs in total tackles with 80, 30 solo...had 77 tackles, 29 solo, in final eight games...ranked second on team with three interceptions (51 yards)...had eight passes defended, two forced fumbles and one hit...had season-high 13 tackles, seven solo, and one interception (14 yards) at Miami 11/6...had 10 tackles, six solo, one interception (30 yards), one pass broken up and one forced fumble in first start of season 10/30 vs. Jets...int. of QB-

Boomer Esiason led to first quarter TD...had other interception (seven yards) 12/11 at New England...had forced fumble 12/18 vs. Miami...posted seven special teams tackles, four solo. **1993:** Saw action in 14 games for Giants, earning start 10/10 at Washington...totaled 30 tackles, 25 solo, one interception (12 yards) and six passes defended...saw primary action on special teams and in nickel/dime defensive packages...had eight tackles and an interception at Washington for top game. **1992:** Saw action in all 16 games with three starts for Chicago...had 49 tackles, 22 solo, two forced fumbles and one fumble recovery. **1991:** Saw primary action as nickel back and special teams performer...had 30 tackles, 14 solo, four passes defended and two interceptions (35 yards)...had five tackles and 28-yard interception 9/23 vs. Jets. **1990:** Earned lone start 12/16 at Detroit...had 54 tackles, 30 solo...had season-high 10 tackles 12/9 at Washington. **1989:** Posted 60 tackles, 28 solo, and one interception...had career-high 18 tackles 12/24 at San Francisco...had eleven tackles 10/2 vs. Philadelphia and 12/17 vs. Green Bay...had interception vs. Philadelphia. **1988:** Had 45 tackles, 20 solo, while finishing second on club with four interceptions (35 yards)...earned game ball as starter 10/16 vs. Dallas after totaling five tackles and two interceptions...had interception 10/2 vs. Buffalo.

COLLEGE: Four-year letterman and two-year starter at CB...started final two years while seeing reserve action as safety and WR during freshman and sophomore seasons.

PERSONAL: Full name is David Tate...born in Buffalo Grove, Ill....attended Mullen High School in Denver, Colo....single...resides in Denver, Colo.

71 KIPP VICKERS

Offensive Lineman 6-2 297

Miami (Florida)

4th Year With Colts, 2nd in NFL

Free Agent-1993

Born: August 27, 1969



GAMES STARTED/PLAYED: (1993, 0/0); (1994, 0/0); (1995, 0/9) Total 0/9

PRO: Signed by Colts to active roster from practice squad on December 19, 1994...originally signed by Colts as FA on April 30, 1993...waived on August 30, 1993...signed by Colts to practice squad on September 1, 1993...signed by Colts to active roster from practice squad on December 21, 1993...waived on August 28, 1994...signed by Colts to practice squad on August 31, 1994...waived on November 1, 1994...signed by Colts to practice squad on November 16, 1994.

1995: Saw reserve action in nine games...was active but did not play in first six games and 11/12 at New Orleans...saw extensive action at RT 10/22 at Oakland, at LG 11/15 vs. Buffalo and at LG and RG 12/3 at Carolina...participated with Frankfurt Galaxy of WFLA in spring. **POST-SEASON:** Saw action in three games with one start...saw reserve OL duty at San Diego 12/31...started and saw extensive duty at LG at Kansas City 1/7/96...helped club rush 39-147...saw extensive reserve action at RT at Pittsburgh 1/14/96...helped club rush 23-83.

CAREER NOTES: 1994: Did not see action in any games...spent games 1-9 and 11-15 on practice squad...dressed but did not play in season finale 12/24 vs. Buffalo. **1993:** Spent first 14 games on practice squad...signed to active roster 12/21...was inactive 12/26 at New England and 1/2/94 vs. Buffalo.

COLLEGE: Four-year letterman and one-year starter...named second-team All-Big East as **senior**...began season as starting weak tackle before switching to starting strong guard...filled post vacated by graduation of All-America Leon Searcy...**junior** campaign was first on offensive front after three seasons on defense...played both strong and weak guard...saw action in eleven games as **sophomore**, earning one start...saw reserve action on defensive line as backup to late Shane Curry, totaling 18 tackles, five solo, and six QB

VICKERS/WARREN

pressures...recorded two tackles in Mobil Cotton Bowl win over Texas...saw reserve action at defensive tackle in eleven games as **freshman**...totaled six tackles, one solo...criminal justice major.

PERSONAL: Full name is Kipp E. Vickers...born in Holiday, Fla....attended Tarpon Springs High School...Vickers and his wife, Tracy, reside with their children, Treme (10/28/90), Trinity (5/15/92) and Tajay (11/2/94) in Indianapolis, Ind.

21 LAMONT WARREN

Running Back 5-11 211

Colorado

3rd Year With Colts

D6-1994 (164th overall)

Born: January 4, 1973



GAMES STARTED/PLAYED: (1994, 0/11); (1995, 1/12) Total 1/23

1995: Saw primary action as backup RB and kickoff returner...was inactive for game's 8-11 with thigh injury suffered 10/22 at Oakland...was 47-152, one TD rushing, 17-159 receiving and 15-21.0 KOR avg....earned first start of career 12/23 vs. New England...became feature back late in first quarter after RB-Marshall Faulk exited with bruised knee...was 22-90 rushing and 6-67 receiving...rushing attempts, rushing yards and receiving yards were personal single-game best while receptions tied personal best...42-yard run in fourth quarter was Colts longest rush of season...had 18-yard reception on lone TD drive...was 6-12, one TD rushing 12/10 at Jacksonville...had 2t rush in fourth quarter for first career score...was 5-14 rushing 10/1 vs. St. Louis...was 6-50 receiving and 4-26.0 KOR avg. with season-long 34-yarder vs. Cincinnati 9/3...was 4-18.3 KOR avg. at Miami 10/8...had three special teams tackles, two solo. **POST-SEASON:** Started all three games...was 45-134 rushing, 13-100 receiving and 2-19.0 KOR avg....was 10-5 rushing, 4-45 receiving and 2-19.0 KOR avg. at San Diego 12/31...was 20-76 rushing, 2-18 receiving for 94 yards from scrimmage at Kansas City 1/7/96...was 15-53 rushing and 7-37 receiving at Pittsburgh 1/14/96.

CAREER NOTES: 1994: Was inactive for games 4-8...was 18-80 rushing, 3-47 receiving...was season-high 5-50 rushing 12/4 at Seattle...had season-long 34-yard burst on fourth quarter TD drive...was 3-28 rushing 12/18 vs. Miami...had 23-yard run on fourth quarter FG drive...had 29-yard reception on fourth quarter scoring drive 11/20 at Cincinnati...had seasonal KOR total of 2-56 vs. Buffalo 12/24.

COLLEGE: Three-year starter...career totals included 488-2,242, 22 TDs rushing, 38-432, one TD receiving...helped team reach Aloha, Fiesta and Blockbuster Bowls...was Football News honorable mention All-America and second-team All-Big Eight as **junior**...started seven games and totaled 183-900, seven TDs rushing and 15-184, one TD receiving...topped 100-yards rushing five times...was 34-182 rushing vs. Oklahoma with 34t pass to WR-Charles Johnson...was 148-512, eight TDs rushing and 12-131 receiving while starting nine games as **sophomore**...was second-team All-Big Eight as **freshman**...started final six games of season...was 157-830, seven TDs rushing and 11-117 receiving...rushing total was highest freshman total in school history and seventh-highest in Big Eight history...communications major.

PERSONAL: Full name is Lamont Warren...born in Indianapolis, Ind....attended Dorsey High School in Inglewood, Calif....finished second in state in 400-meter dash (47.5)...lettered on Buffaloes track team in 1992-93...member of NCAA champion mile relay team (3:09.67)...single...resides in Los Angeles, Calif.

CAREER STATISTICS

Year	RUSHING					RECEIVING				
	No.	Yds.	Avg.	LG	TD	No.	Yds.	Avg.	LG	TD
1994	18	80	4.4	34	0	3	47	15.7	29	0
1995	47	152	3.2	42	1	17	159	9.4	18	0
TOTAL	65	232	3.6	42	1	20	206	10.3	29	0

CAREER BEST

Carries: 22 vs. New England 12/23/95
Receptions: 6 vs. Cincinnati 9/3/95
Yards: 90 vs. New England 12/23/95
vs. New England 12/23/95
Longest: 42 vs. New England 12/23/95
Yards: 67 vs. New England 12/23/95
TDs: 1 at Jacksonville 12/10/95
Longest: 29 at Cincinnati 11/20/94

KICKOFF RETURNS

Year	No.	Yds.	Avg.	LG	TD
1994	2	56	28.0	38	0
1995	15	315	21.0	34	0
TOTAL	17	371	21.8	38	0

CAREER BEST

Number: 4 vs. Cincinnati 9/3/95
at Miami 10/8/95
Yards: 104 vs. Cincinnati 9/3/95
Longest: 38 vs. Buffalo 12/24/94

36 DAMON WATTS

Defensive Back 5-10 175
Indiana
3rd Year With Colts
Free Agent-1994
Born: April 8, 1972



GAMES STARTED/PLAYED: (1994, 8/16); (1995, 0/13) Total 8/29
PRO: Signed by Colts as FA on July 12, 1994.

1995: Saw reserve action in 13 games...was inactive for game's 5-7 with toe injury...saw primary action in nickle situations and on special teams...had 10 tackles, six solo, one interception (nine yards), one pass defensed, one pressure and one hit...had two tackles 9/17 at Buffalo (one solo), 11/5 vs. Buffalo (one solo), 11/12 at New Orleans (two solo) and 11/26 vs. Miami (one solo)...had interception (nine yards) 10/1 vs. St. Louis to mark Rams first turnover of season...suffered dislocated toe on play and did not return...had tackle of QB-Bubby Brister in open field at Colt 18 late in game 10/29 vs. Jets to save long run...tied for third on club with 10 special teams tackles, seven solo...had two solo special teams tackles 9/3 vs. Cincinnati...career statistics include 84 total tackles, eight passes defensed, two interceptions (nine yards) and one pressure. **POST-SEASON:** Saw reserve action in all three games...had four tackles, three solo, and one solo special teams tackle for post-season tackle totals at San Diego 12/31...did not have any tackles at Kansas City 1/7/96 and at Pittsburgh 1/14/96.

CAREER NOTES: 1994: Started season opener 9/4 vs. Houston as club opened in five-DB alignment...earned starts at LCB in games 4-10...ranked fifth among DBs in tackles with 74, 43 solo...had seven passes defensed, one interception (0 yards) and one hit...had five multiple tackle outings...had personal season-best and game-high 14 tackles, eight solo, 10/16 at Buffalo...had 12 tackles, nine solo, one interception and one pass broken up vs. Cleveland...ranked fourth on club with 18 special teams tackles, 15 solo...had three special teams tackles 11/20 at Cincinnati (three solo) and 12/4 at Seattle (two solo).

COLLEGE: Four-year letterman and three-year starter...career totals included 145 tackles, 97 solo, six interceptions, five passes defensed and four fumbles recovered...played in six games as **senior**, starting four...totaled 16 tackles,

WATTS/WEST/WHITTINGTON

eleven solo...missed two games due to ankle injury...missed final three games and Independence Bowl for disciplinary reasons...started all eleven games at FS as **junior** and ranked second on team with 66 tackles, 48 solo...started eleven games as **sophomore** and led team with three interceptions while placing eighth in tackles with 52, 32 solo...was one of only two true **freshman** to earn a letter...posted eleven tackles, six solo, and two interceptions (25 yards)...holds degree in sports communications.

PERSONAL: Full name is Damon Shanel Watts...born in Indianapolis, Ind....lettered in football and basketball at Lawrence North High School...was teammate of Boston Celtics' Eric Montross while starting at guard on 1989 Indiana state championship basketball team...in 1994 Watts and DL-Bernard Whittington were first Indiana University players to earn spot on Colts active roster since club's 1984 move to Indianapolis...Watts and his wife, Veronica, reside with their daughter, Alisha (10/10/88), in Indianapolis, Ind.

72 DEREK WEST

Offensive Tackle 6-8 312

Colorado

2nd Year With Colts

Draft-5, 1995 (149th overall)

Born: March 28, 1972



GAMES STARTED/PLAYED: (1995, 0/3) Total 0/3

1995: Saw reserve action 11/5 vs. Buffalo, 12/3 at Carolina and 12/10 at Jacksonville for seasonal action...was inactive for game's 1-7...was active but did not play 10/29 vs. Jets and game's 10-12 and 15-16. **POST-SEASON:** Saw reserve action in one game...was active but did not play at San Diego 12/31...saw special teams action at Kansas City 1/7/96 and at Pittsburgh 1/14/96.

COLLEGE: Four-year letterman and three-year starter...helped team's offense rank third nationally in rushing as **senior** with 291.5 ypg....returned to team in fall after undergoing foot surgery following spring drills...started every game at RT as **junior**...earned Victory Club choice, given to Colorado lineman who grades above 80% for blocking consistency...accomplished feat eight times with overall seasonal grade of 77%...started all season at LT as **sophomore** in addition to lining up as deep snapper for placements...saw action on 700 plays while helping team avg. 400.8 ypg....saw action in six games as **freshman**, participating in 114 plays...bothered late in year with shoulder injury and underwent ankle surgery after season...redshirted in 1990...business major...earned school "Academic Starters" honors twice and was member of 1991 Big Eight Academic team...one of eleven student-athletes named to College Football Association's "Good Works" team for community service.

PERSONAL: Full name is Derek West...born in Denver, Colo....three-year letterman in baseball, basketball and football at Pomona (Arvada, Colo.) High School...was honorable mention McDonald's All-America choice in basketball...father, Bob, played basketball and baseball at Colorado while brother, Ryan, was OT at Colorado State...single...resides in Indianapolis, Ind.

95 BERNARD WHITTINGTON

Defensive End 6-6 283

Indiana

3rd Year With Colts

Free Agent-1994

Born: August 20, 1971



GAMES STARTED/PLAYED: (1994, 8/13); (1995, 13/16) Total 21/29

PRO: Signed by Colts as FA on May 5, 1994.

1995: Saw action in 16 games with 13 starts...saw reserve action for first three games...had 57 tackles, 30 solo, 12 hits, seven pressures, two sacks (11 yards), one pass defended, one forced fumble and one recovered fumble...had career-high 10 tackles, four solo, 11/5 vs. Buffalo...had six tackles 10/8 at Miami (four solo) and 12/17 vs. San Diego (five solo)...had five tackles, three solo, 9/17 at Buffalo...had four tackles, two solo, and one forced fumble 11/12 at New Orleans...had sacks 10/22 at Oakland (seven yards) and 11/19 at New England (four yards)...had recovered fumble 10/15 vs. San Francisco...had partially blocked 48-yard field goal 12/3 at Carolina...career statistics include 111 total tackles, 17 hurries, two sacks (11 yards), one forced fumble, one recovered fumble and one pass defended. **POST-SEASON:** Started three games at LDE...had 12 tackles, five solo, two hits and one pressure...had five tackles, three solo, and one hit at San Diego 12/31...had two tackles, one solo, and one pressure at Kansas City 1/7/96...had five tackles, one solo, and one hit at Pittsburgh 1/14/96.

CAREER NOTES: **1994:** Saw reserve action in games 1-3 and 8-9...was inactive games 5-7...earned starts at LDE 9/25 vs. Cleveland, 11/20 at Cincinnati and 11/27 vs. New England...earned starts at RDE 11/6 at Miami and in final four games...posted 54 tackles, 19 solo, 10 pressures and five hits...had season-high 10 tackles, two solo, at Miami...had seven tackles, three solo, at Cincinnati.

COLLEGE: Four-year letterman and two-year starter...career statistics included 109 tackles, 82 solo, 19 tackles for loss (66 yards) and six passes broken up...had 33 tackles, 26 solo, and nine tackles for loss (27 yards) as **senior** starter...received team's Howard Brown Award for spirit...started every game as **junior** and totaled 43 tackles, 36 solo, and seven tackles for losses (28)...had 20 tackles, 12 solo, and two tackles for loss (five yards) as **sophomore** reserve...saw action as reserve outside linebacker and member of special teams as **freshman**...had 13 tackles, eight solo, and one tackle for loss (six yards)...was redshirted in 1989...holds degree in sport management.

PERSONAL: Full name is Bernard M. Whittington...born in St. Louis, Mo....played guard, tight end and defensive end at Hazelwood East High School...is an accomplished pianist who often plays in hotel lobbies to relax on road trips and has performed at Indianapolis night clubs...in 1994 Whittington and DB-Damon Watts became first Indiana University players to earn spot on Colts active roster since club's 1984 move to Indianapolis...single...resides in Indianapolis, Ind.

64 DOUG WIDELL

Offensive Guard 6-4 291

Boston College

1st Year With Colts, 8th in NFL

UFA (Detroit)-1996

Born: September 23, 1966



GAMES STARTED/PLAYED: (1989, 10/16); (1990, 16/16); (1991, 16/16); (1992, 16/16); (1993, 9/16); (1994, 16/16); (1995, 11/11) Total 94/107

PRO: Signed by Colts as UFA on March 16, 1996...originally was D2-89 of Denver, the 41st selection overall...traded to Green Bay on August 24, 1993 for D7-94 (RB-Butler By'not'e)...signed by Detroit as UFA on June 2, 1994.

1995: Made adjustment from RG to LG for Detroit...was inactive with ankle injury 9/17 vs. Arizona, 9/25 vs. San Francisco, 12/17 vs. Jacksonville and 12/23 at Tampa Bay...was active but did not play 10/8 vs. Cleveland...missed game due to injury for first time in career vs. Arizona...snapped streak of 98 consecutive games...helped RB-Barry Sanders rank second in NFL in rushing yards (1,500) and total yards from scrimmage (1,898) as Lions reached play-offs.

CAREER NOTES: **1994:** Started at RG and missed only one down all season (12/10 vs. Jets)...helped Lions lead NFC and rank second in NFL with 2,070 rushing yards...helped Sanders post 10 100+ rushing outings and lead NFL in rushing (1,883)...started in playoffs 12/31 at Green Bay. **1993:** Started final eight games at LG...was backup at both guard positions and saw special teams action in first half of season...started at LG in playoffs 1/8/94 at Detroit and 1/16/94 at Dallas. **1992:** Started at RG for Denver...ended his Bronco career

WIDELL/WILMOT/WORKMAN

with 58 consecutive starts at RG...was one of only two offensive players to start each game for Denver from 1990-92 (RT-Ken Lanier). **1991:** Started at RG for regular season and playoffs 1/4/92 vs. Houston and 1/12/92 at Buffalo. **1990:** Started at RG. **1989:** Started final 10 games of rookie season...made first start 10/22 at Seattle...started all three post-season games, including Super Bowl XXIV vs. San Francisco.

HONORS: 1989: College and Pro Football Newsweekly NFL All-Rookie.

COLLEGE: Three-year letterman and two-year starter...started at RT as senior...took place of older brother Dave...started at RG as junior...helped club to 9-3 record and Hall of Fame Bowl victory over Georgia as sophomore reserve...was redshirt as freshman...holds degree in marketing.

PERSONAL: Full name is Douglas Joseph Widell...born in Hartford, Ct...attended South Catholic High School...played with his brother, Dave, from 1990-92 to form only sixth brother combination in NFL history to play for same team...Dave has played with Dallas (1988-89), Denver (1990-94) and Jacksonville (1995)...Widell and his wife, Colleen, reside with their daughter, Morgan, in Aurora, Colo.

96 TREVOR WILMOT


Linebacker 6-2 228

Indiana

2nd Year With Colts

Free Agent-1995

Born: October 30, 1972



GAMES STARTED/PLAYED: (1995, 0/7) Total 0/7

PRO: Signed by Colts to active roster from practice squad on November 10, 1995...originally signed by Colts as FA on April 27, 1995...waived on August 22, 1995...signed by Colts to practice squad on August 28, 1995.

1995: Saw reserve action in final seven games...spent first nine games on practice squad...had four special teams tackles, three solo...had two special teams tackles, one solo, 11/19 at New England...had one solo special teams tackle 12/10 at Jacksonville...recovered onside kick at Jaguars 44 with Colts leading 27-17...recovery led to TD. **POST-SEASON:** Saw special teams action in all three games...had two solo special teams tackles...did not have any tackles at San Diego 12/31...had one solo special teams tackle at Kansas City 1/7/96...forced fumble of PR-Tamarick Vanover that was recovered by Ray McElroy late in first half at Colts 45...had one solo special teams tackle at Pittsburgh 1/14/96.

COLLEGE: Two-year letterman...career statistics included 106 tackles, 71 solo, and three passes broken up...started as senior and posted 78 tackles, 55 solo...had career-high 18 tackles vs. Wisconsin...saw reserve action as junior and posted 28 tackles, 16 solo, and one pass broken up...did not play as sophomore or freshman...sport management major.

PERSONAL: Full name is Trevor Wilmot...born in Evanston, Ill...attended Evanston Township High School...single...resides in Bloomington, Ind.

46 VINCE WORKMAN

Running Back 5-10 215

Ohio State

2nd Year With Colts, 8th in NFL

Free Agent-1995

Born: May 9, 1968



GAMES STARTED/PLAYED: (1989, 0/15); (1990, 0/15); (1991, 0/16); (1992, 10/10); (1993, 10/16); (1994, 8/15); (1995, 0/10) Total 28/97 Total with Colts 0/1

PRO: Signed by Colts as FA on November 14, 1995...originally was D5-89 of Green Bay, the 127th selection overall...signed by Packers to practice squad on December 22, 1992...signed as RFA by Tampa Bay on May 3, 1993...waived on August 27, 1995...signed as FA by Carolina on August 30, 1995...waived on November 7, 1995.

1995: Saw reserve action 11/19 at New England for seasonal Colts action...was 9-26 rushing and saw action on kickoff return unit...was inactive 11/26 vs. Miami and 12/3 at Carolina before having surgery for herniated disc in neck and being placed on injured reserve 12/5...totaled 35-139, one TD rushing and 13-74 receiving while seeing reserve action in nine games for Carolina...was 5-48 rushing and 8-41 receiving 9/17 vs. St. Louis for top game...had 5t rush 10/15 vs. Jets for lone score of season.

CAREER NOTES: 1994: Was 79-291 rushing and 11-82 receiving for Tampa Bay...was inactive at Seattle 11/20...was 15-81 at Chicago 9/4 for season-best yardage game...rushing total ranked second on team. **1993:** Saw action in all 16 games with 10 starts and was 78-284, two TDs rushing...was 54-411, 2 TDs receiving...had seasonal KOR average of 5-13.4...reception total was most by Tampa Bay running back since 1984 (85, James Wilder). **1992:** Saw action in 10 games with 10 starts for Green Bay and was 159-631, two TDs...rushes and yardage were career highs...was 47-290 receiving...missed final six games after injuring shoulder vs. Raiders 11/15...at time of injury, ranked 4th in NFC in receptions and 10th in rushing yards...tallied 100+ total yards in six of first eight games. **1991:** Rushed 71-237, seven TDs...was 46-371, four TDs receiving...had seasonal KOR avg. of 8-17.4...11 TDs were most by Packer running back since 1978 (12, Terrell Middleton)...tied for fifth in non-kicker NFC scoring...had rushing TD in six of final nine games. **1990:** Rushed 8-51...was 4-30, 1 TD receiving...was 14-15.0 avg. on kick returns...was 5-40 vs. Rams 9/9, including 31-yarder that set up winning score...scored first NFL receiving touchdown vs. Raiders 11/11. **1989:** Did not play in opener vs. Tampa Bay 9/10...had season-long 46-yard KOR versus Rams 9/24...scored on 1-yard TD run at Detroit 11/12.

COLLEGE: Three-year letterman (1985-87)...career statistics included 412-1882, 13 TDs rushing and 54-584, two TDs receiving...tallied 31-21.9 avg. on KORs and 6-4.5 on punt returns...rushed 210-1030, eight TDs as sophomore for best seasonal rushing totals.

PERSONAL: Full name is Vincent Innocent Workman...born in Buffalo, New York...was Parade All-America at Dublin (Ohio) High School where he also lettered in track...tallied 4070 yards and 68 TDs...involved with United Way and donated \$10,000 to his high school...has coached Little League baseball team...nickname is "Pookie"...has three children, Tyler, Vince III, and Jacque.

CAREER STATISTICS

Year	RUSHING					RECEIVING				
	No.	Yds.	Avg.	LG	TD	No.	Yds.	Avg.	LG	TD
1989 G.B.	4	8	2.0	3	1	0	0	0	0	0
1990 G.B.	8	51	6.4	31	0	4	30	7.5	9	1
1991 G.B.	71	237	3.3	30t	7	46	371	8.1	25	4
1992 G.B.	159	631	4.0	44	2	47	290	6.2	21	0
1993 T.B.	78	284	3.6	21	2	54	411	7.6	42	2
1994 T.B.	79	291	3.7	18	0	11	82	7.5	23	0
1995	44	165	3.8	14	1	13	74	5.7	14	0
TOTAL	443	1667	3.8	44	13	175	1258	7.2	42	7

CAREER BEST

Carries: 26 vs. Pittsburgh 9/27/92 **Receptions:** 12 vs. Minnesota 9/6/92
Yards: 101 at Detroit 11/1/92 **Yards:** 84 at Cleveland 10/18/92
Longest: 44 vs. Philadelphia 11/15/92 **Longest:** 42t at Atlanta 10/31/93
TDs: 1 13 times **TDs:** 1 7 times

1996 DRAFT


PROFILES OF COLTS 1996 DRAFT SELECTIONS

MARVIN HARRISON
Draft-1 (19th overall)

6-0 181

Born: August 25, 1972

Wide Receiver
Syracuse



COLLEGE: Four-year letterman and three-year starter...career totals included 42 games with 30 starts and 135-2,718, 20 TDs receiving...also was 42-12.9 avg., 2 TDs PR...ranked first in school history in receiving yards, second in TDs (22, Rob Moore, 1987-89), second in avg. (20.7, Tommy Kane, 1985-87) and third in yards/game...was consensus All-Big East as **senior** after starting 11 games and posting 56-1,131, eight TDs receiving...led conference, set school record and ranked eighth in nation with 102.8 receiving ypg....ranked third in nation with 22-16.8 avg., two TDs PR...tied school seasonal reception mark (Shelby Hill, 1993) while joining Moore as only Orangemen to post 1000+ yards receiving...was 5-69 rushing...helped club finish with national ranking of 19 by Associated Press and 16 by USA Today/CNN...was 9-213 with 96t vs. West Virginia...96t was longest reception in school history...was 8-184 with 30t reception and 94t PR vs. Minnesota...posted 4-138 vs. East Carolina...was 6-120 with 66t and 8t receptions vs. Rutgers...had 43t vs. Temple...had 16t and 5t grabs vs. Pittsburgh...was 4-112 PR with 62t vs. Boston College...capped career with 7-173 and 56t and 38t receptions in 41-0 win over Clemson in Gator Bowl...started 10 games as **junior** and posted 36-761, five TDs receiving, 5-68, one TD rushing and 18-9.2 PR avg....was 9-191 with 55t and 53t grabs vs. Temple...totaled 3-146 with 78t and 48t grabs vs. Oklahoma...was 5-113 vs. Virginia Tech and 5-107 vs. Pittsburgh...saw action in 11 games with nine starts as **sophomore** and was 41-813, seven TDs receiving...was 7-180 with 57t vs. East Carolina...posted 7-155 with 13t vs. Rutgers...was 4-128 with 37t and 4t vs. Pittsburgh...saw reserve action in 10 games as **freshman** and posted 2-13 receiving vs. Temple for seasonal receiving totals...redshirted in 1991...holds degree in retailing...pick was obtained in package from Atlanta in QB-Jeff George trade.

PERSONAL: Full name is Marvin Daniel Harrison...born in Philadelphia, Pa....attended Roman Catholic High School...was three-time Maxwell Award winner, given to city's top player...also lettered three years in basketball...single...resides in Syracuse, N.Y.

CAREER STATISTICS


Year	RECEIVING					PUNT RETURNS				
	No.	Yds.	Avg.	LG	TD	No.	Yds.	Avg.	LG	TD
1992	2	13	6.5	13	0	1	5	5.0	5	0
1993	41	813	19.8	64	7	1	3	3.0	3	0
1994	36	761	21.1	78t	5	18	165	9.2	27	0
1995	56	1131	20.2	96t	8	22	369	16.8	94t	2
TOTAL	135	2718	20.1	96t	20	42	542	12.9	94t	2

DEDRIC MATHIS
Draft-2 (51st overall)

5-10 196

Born: September 26, 1973

Defensive Back
Houston



COLLEGE: Four-year letterman and two-year starter...career totals included 37 games with 21 starts, 185 total tackles, 129 solo, 19 passes defended, five interceptions (42 yards), one forced fumble and one fumble recovered...started 11 games at RCB as **senior** and totaled 57 tackles, 42 solo, 11 passes defended, five interceptions (42 yards) and one forced fumble...had seven tackles, five solo, three passes defended, one interception and one forced fumble vs. Florida...had seven tackles, four solo, and one interception vs. Texas Tech...posted seven tackles, five solo, and two passes defended vs. Texas...had six solo tackles vs. Texas A&M...had five hits, three solo, and one interception vs. Kansas and Texas Christian...saw action in 11 games with nine starts at FS as **junior**...ranked third on team in tackles with 91, 61 solo, six passes defended and one recovered fumble...had season-high 14 tackles, 10 solo, vs. Southern Methodist...posted 10 solo tackles vs. Texas Tech...had 10 solo tackles and one fumble recovery vs. Texas

1996 DRAFT

Christian...saw action in 11 games at LCB with one start as **sophomore** and totaled 26 tackles, 20 solo...had six solo tackles vs. Michigan...had four tackles, three solo, vs. Texas...added three tackles vs. Southern California, Tulsa and Rice...saw reserve action in final four games as a **freshman**...had 11 tackles, six solo, and two passes defended...had four tackles, three solo, vs. Rice and four assisted tackles vs. Texas Tech...technology major.

PERSONAL: Full name is Dedric Mathis...born in Cuero, Texas...attended Cuero High School...saw action at CB, FS, RB and WR...also lettered in basketball and track...brother, Wayne, played minor league baseball in New York Mets organization...single...resides in Houston, Tex.


SCOTT SLUTZKER **Tight End**
Draft-3 (82nd overall) **Iowa**
6-4 254
Born: December 20, 1972



COLLEGE: Four-year letterman and three-year starter...career totals included 41 games with 23 starts and 91-1,195, five TDs receiving...saw action in 11 games with 10 starts as **senior**...totaled 35-509, one TD receiving...was 8-167 vs. Penn State for career-high yardage outing...totaled 8-63 vs. Illinois...was 5-86 with 39t vs. Northwestern...was 4-63 vs. Michigan State...posted 4-66 in 38-18 win over Washington in Sun Bowl...saw action in nine games with four starts as **junior**...missed two games with ankle injury...totaled 27-379, two TDs receiving...was 8-80 with 1t vs. Penn State...was 6-63 with 11t vs. Michigan to earn Chevrolet Player-of-the-Game honors...posted 5-90 vs. Oregon...was 3-93 vs. Northwestern...saw action in 11 games with nine starts while helping team to Hula Bowl as **sophomore**...recorded 29-307, two TDs receiving...was 7-85 with 3t vs. Northwestern...was 6-43 vs. Illinois...was 4-45 with 5t vs. Michigan...posted 3-47 with game-winning two-point conversion reception in 26-25 win over Tulsa...saw reserve action in 11 games as **freshman**...did not have any receptions but recorded 10 tackles, six solo, on special teams...was redshirt in 1991...sociology major.

PERSONAL: Full name is Scott Slutzker...born in Hasbrouck Heights, N.J....attended Hasbrouck Heights High School...lettered in baseball, basketball and football...single...resides in Iowa City, Iowa.

BRIAN MILNE **Running Back**
Draft-4 (115th overall) **Penn State**
6-3 257
Born: January 7, 1973



COLLEGE: Three-year letterman...career totals included 33 games with eight starts, 114-512, 16 TDs rushing and 32-229 receiving...saw action in 11 games with five starts as **senior**...totaled 39-151, four TDs rushing and 15-141 receiving...rushed 7-43 with 1t score vs. Michigan State for season-high yardage total...also posted 4-19 receiving...was 4-28 rushing with 18t vs. Rutgers...had two 1t rushes vs. Temple...was 2-50 receiving vs. Indiana and 2-41 receiving vs. Iowa...closed career with 12-82 rushing performance in 43-14 win over Auburn in Outback Bowl...saw action in 11 games with three starts as **junior** and posted 56-267, eight TDs rushing and 15-78 receiving...was 8-43 with 1t rush vs. Southern Cal...was 5-63 with 49-yard rush and 4t run vs. Temple...named Chevrolet Player-of-the-Game in 35-31 win over Illinois after posting 1t, 5t and 3t rushes...had 11t vs. Northwestern and 1t vs. Rutgers...was 9-36 rushing with 1t in 38-20 Rose Bowl win over Oregon...saw reserve action in 11 games as **sophomore** and totaled 19-94, four TDs rushing and 2-10 receiving...was 5-56 with 10t rush vs. Maryland...had 4t vs. Illinois, 2t vs. Indiana and 1t vs. Northwestern...was 3-13 rushing in Citrus Bowl...won NCAA discus championship (200'5")...set school record (207'5") in capturing discus in Penn Relays...did not play football as **freshman** after undergoing emergency appendectomy in the spring...concentrated on track and finished second in Big 10 and 13th in NCAA is discus...won gold medal in discus at World Junior Track Championship in Seoul, South Korea...also handled shot put (55'11") and 35-pound weight (56'6")...was redshirt in 1991...majored in health and human development.

PERSONAL: Full name is Brian Fitzsimons Milne...born in Waterford, Pa....attended LeBoeuf (Pa.) High School...set state records in discus and shot put...missed senior season while recovering from Hodgkin's Disease...single...resides in College Station, Pa.

1996 DRAFT

STEVE MARTIN
Draft-5 (151st overall)
6-4 292
Born: May 31, 1974

Defensive Tackle
Missouri



COLLEGE: Four-year starter...career totals included 43 games with 36 starts, 244 total tackles, 165 solo, 33 tackles for losses, 17 sacks (107 yards), four forced fumbles and three fumbles recovered...started 10 games at NT as **senior** and posted 83 tackles, 50 solo, 13 tackles for losses, six sacks (34 yards) and two forced fumbles...had 14 tackles, seven solo, one forced fumble and one sack (five yards) vs. Kansas...posted 12 tackles, seven solo, vs. Colorado...had 11 tackles, nine solo, two sacks (four yards) and blocked PAT vs. Kansas State...had 10 tackles, seven solo, and one sack (four yards) vs. Oklahoma...had nine tackles, six solo, one sack (eight yards) and one forced fumble vs. Oklahoma State...started 11 games at NT as **junior** and posted 88 tackles, 70 solo, 12 tackles for losses, eight sacks (54 yards) and one fumble recovered...sack total tied school single-season record...had career-high 13 tackles, 12 solo, and one sack (four yards) vs. Iowa State...posted 11 tackles, nine solo, and one sack vs. Kansas...had eight solo tackles, six QB pressures and three sacks (20 yards) vs. Houston...saw action in 11 games with 10 starts at NT as **sophomore** and totaled 38 tackles, 25 solo, two forced fumbles, two recovered fumbles and one sack (five yards)...had seven tackles, one forced fumble and one recovered fumble vs. Oklahoma State...had six solo tackles vs. Iowa State...saw action in 11 games with five starts at strongside DT as **freshman**...posted 35 tackles, 20 solo, and two sacks (14 yards)...named first-team freshman All-America by Football News...had eight tackles, five solo, and one sack (nine yards) vs. Oklahoma State...had five tackles, three solo, vs. Nebraska...agriculture major.

PERSONAL: Full name is Steven Albert Martin...born in St. Paul, Minn....attended Jefferson City (Mo.) High School...helped lead team to two state titles in football while ranking second in state as senior and fourth as junior in wrestling heavyweight division...single...resides in Columbia, Mo.

KEITH CONLIN
Draft-6a (191st overall)
6-7 314
Born: November 9, 1972

Offensive Tackle
Penn State



COLLEGE: Four-year letterman...started all year at RT as **senior**...also handled deep snapping duties...posted 38 knockdown blocks in helping offense average 420.3 ypg. ...had six knockdown blocks as team amassed 661 yards vs. Rutgers...helped team gain 519 yards vs. Iowa...helped team to 43-14 win over Auburn in Outback Bowl...lined up at RT as **junior**...offensive line allowed only five sacks all season...helped team register 689 yards and 31 first downs vs. Minnesota and 534 yards vs. Southern Cal...helped team rush for 309 yards vs. Iowa and 244 yards in 38-20 Rose Bowl victory over Oregon...saw action at both LG and RG as **sophomore**...earned only start at RG vs. Maryland...played in season-high 56 snaps as team amassed 526 yards rushing, the most yardage ever under Joe Paterno and the second-most in school history...saw reserve action at both guard and tackle as **freshman**, seeing action in 72 plays...saw action in a season-high 27 plays vs. Brigham Young...redshirted in 1991...history major.

PERSONAL: Full name is Keith Arthur Conlin...born in Glenside, Pa....attended LaSalle High School...lettered in basketball, football and track...brother, Chris, saw action in 24 games with two starts for Colts in 1990-91...single...resides in College Station, Pa.

MIKE CAWLEY
Draft-6b (205th overall)
6-1 206
Born: August 28, 1972

Quarterback
James Madison



COLLEGE: Three-year starter...career totals included 34 games with 33 starts, 479-863-6,482, 42 TDs/30 ints. passing and 336-767, 22 TDs rushing...started 11 games as **senior** and was 196-361-2,459, 17 TDs/11 ints. while leading school to Division 1-AA playoffs...added 99-70, four TDs rushing...was 23-40-329 with 11t and 1t rushes and game-winning 17t pass in 28-27 overtime win over Villanova...was 18-35-273, three TDs vs. New Hampshire...was 19-36-230, one TD vs.

1996 DRAFT

McNeese State...started 13 games and totaled 152-263-2,035, 11 TDs/8 ints. passing and 140-589, 12 TDs rushing as **junior**...was 15-29-249, one TD vs. Marshall...totaled 16-31-241, two TDs vs. Troy State...was 18-27-230, one TD vs. VMI...had 56t and 50t passes vs. MTSU...had 41t and 1t rushes vs. New Hampshire...saw action in 10 games with nine starts as **sophomore** and posted 131-239-1,988, 14 TDs/11 ints. passing and 97-108, six TDs rushing...missed season opener due to right shoulder separation...was 18-24-320, three TDs vs. New Hampshire...was 28-44-313, three TDs vs. Connecticut...played one series for Syracuse as **freshman** before transferring to James Madison...redshirted in 1991...finance major...pick was obtained from NFL as a compensatory selection.

PERSONAL: Full name is Michael Rodney Cawley...born in Mount Lebanon, Pa.... lettered in baseball, basketball and track at Mount Lebanon High School... single...resides in Harrisonburg, Va.

ADRIAN ROBINSON **Defensive Back**
Draft-7 (232nd overall) **Baylor**
6-2 213
Born: July 25, 1974



COLLEGE: Three-year starter...career totals included 34 games with 26 starts, 213 tackles, 157 solo, 12 passes defended, 11 interceptions (177 yards), three forced fumbles, two fumbles recovered and one sack (15 yards)...started 11 games at SS as **senior** and totaled 73 tackles, 52 solo, seven passes defended and four interceptions (26 yards)...posted 13 tackles, 10 solo, and one interception (15 yards) vs. Mississippi State...had 12 tackles, eight solo, vs. Texas...had 10 tackles and one interception while forcing a fumble and recovering it in end zone for score vs. Rice...had eight tackles and forced fumble vs. Houston...had eight tackles vs. Texas A&M...had two interceptions vs. Texas Christian...started nine games at SS as **junior**...missed two games with leg injury...posted 96 tackles, 72 solo, three interceptions (129 yards) and one sack (15 yards)...had 13 tackles, nine solo, one sack, one forced fumble, one recovered fumble and one interception (16 yards) vs. Southern Cal...posted 11 tackles vs. Oklahoma State and had eight tackles, five solo, vs. Louisiana Tech...had seven tackles and an 89t interception return vs. Texas Christian...had 24t interception vs. San Jose State...had five tackles, three solo, vs. Washington State in Alamo Bowl...saw action in 11 games with six starts at SS as **sophomore**...registered 44 tackles, 33 solo, and four interceptions (22 yards)...totaled eight tackles, seven solo, vs. Fresno State...had seven solo tackles vs. Texas A&M...was 2-21 ints. vs. Texas...saw reserve action in three games at quarterback as **freshman**...was 1-1-46, one TD passing vs. Texas Christian for seasonal totals...added 14-62, two TDs rushing...was 8-50 rushing with 13t and 7t scores vs. Southern Methodist...hampered by right knee sprain in spring drills following season...general studies major.

PERSONAL: Full name is Adrian Robinson...born in Edna, Texas...attended Edna High School...single...resides in Waco, Texas.

NATIONAL FOOTBALL LEAGUE

NATIONAL FOOTBALL LEAGUE

410 Park Ave., New York, N.Y. 10022
(212) 758-1500

Commissioner	Paul Tagliabue
President	Neil Austrian
Executive Vice President/League Counsel	Jay Moyer
Executive Vice President/Labor Relations Chairman NFLMC	Harold Henderson
Senior Vice President/Communications and Government Affairs	Joe Browne
Senior Vice President/Broadcasting and Network Television	Val Pinchbeck, Jr.
Senior Vice President/League and Football Development	Roger Goodell
Chief Financial Officer	Tom Spock
Vice President/Internal Audit	Tom Sullivan
Executive Director/Special Events	Jim Steeg
Vice President/General Counsel	Dennis Curran
Director of International Public Relations	Pete Abitante
Director of Communications	Greg Aiello
Director of Player Personnel/Football Operations	Joel Bussert
Director of Administration	John Buzzeo
Director of Broadcasting Services	Dick Maxwell
Director of Officiating	Jerry Seeman
Executive Director of Club Administration and Stadium Management	Joe Ellis
League Secretary	Jan Van Duser
Director of Security	Milt Ahlerich
AFC Director of Information	Leslie Hammond
NFC Director of Information	Reggie Roberts

NFL PUBLIC RELATIONS DIRECTORS

Arizona	Paul Jensen	(602) 379-0101
Atlanta	Charlie Taylor	(404) 945-1111
Baltimore	Kevin Byrne	(410) 654-6200
Buffalo	Denny Lynch	(716) 648-1800
Carolina	Charlie Dayton	(704) 358-7000
Chicago	Bryan Harlan	(708) 295-6600
Cincinnati	Jack Brennan	(513) 621-3550
Dallas	Rich Dalrymple	(214) 556-9900
Denver	Jim Saccomano	(303) 649-9000
Detroit	Bill Keenist	(313) 335-4131
Green Bay	Lee Rimmel	(414) 496-5700
Houston	Dave Pearson	(713) 881-3500
Indianapolis	Craig Kelley	(317) 297-2658
Jacksonville	Dan Edwards	(904) 633-6000
Kansas City	Robert Moore	(816) 924-9300
Miami	Harvey Greene	(305) 620-5000
Minnesota	Dave Pelletier	(612) 828-6500
New England	Don Lowery	(508) 543-8200
New Orleans	Rusty Kasmiersky	(504) 731-1799
New York Giants	Pat Hanlon	(201) 935-8111
New York Jets	Frank Ramos	(516) 538-6600
Oakland Raiders	Al LoCasale	(510) 567-9000
Philadelphia	Ron Howard	(215) 463-2500
Pittsburgh	Rob Boulware	(412) 323-1200
San Diego	Bill Johnston	(619) 280-2111
San Francisco	Rodney Knox	(408) 562-4949
Seattle	Dave Neubert	(206) 827-9777
St. Louis	Rick Smith	(314) 982-7267
Tampa Bay	Chip Namias	(813) 870-2700
Washington	Mike McCall	(703) 478-8900

Other Public Relations Contacts

Elias Sports Bureau	Seymour Siwoff	(212) 869-1530
Hall of Fame	Don Smith	(216) 456-8207
ABC-TV	Mark Mandel	(212) 456-4867
FOX	Vince Wladika	(212) 556-2452
NBC-TV	Ed Markey	(212) 664-2014
CBS-TV	Lou D'Ermilio	(212) 975-1077
ESPN	Chris LaPlaca	(203) 585-2239
TNT	John Prenty	(404) 827-1735

HOW THE COLTS WERE BUILT

Year	Draft	Trade/Waivers	Free Agents
1984	Eugene Daniel (8)		
1988	Jeff Herrod (9)		
1990			Tony Siragusa
1992	Quentin Coryatt (1b) Tony McCoy (4b) Jason Belser (8a) Ronald Humphrey (8b) Stephen Grant (10)		
1993	Sean Dawkins (1) Roosevelt Potts(2) Ray Buchanan (3) Derwin Gray (4a) Devon McDonald (4b)		
1994	Marshall Faulk (1a) Trev Alberts (1b) Eric Mahlum (2) Jason Mathews (3) Bradford Banta (4) Lamont Warren (6)		Aaron Bailey Tony Bennett-UFA (GB) Jim Harbaugh Freddie Joe Nunn Brian Stablein David Tate-UFA (NYG) Floyd Turner-UFA (NO) Kipp Vickers Damon Watts Bernard Whittington
1995	Ellis Johnson (1) Ken Dilger (2) Zack Crockett (3) Ray McElroy (4) Derek West (5)	Craig Erickson (TR-TB)	Cary Blanchard Conrad Clarks Seth Dittman Chris Gardocki-UFA (Chi) Clif Groce Shawn Harper Paul Justin Thomas McLemore Steve Morrison Bobby Olive Mike Pelton Marcus Pollard Terry Smith Trevor Wilmot Vince Workman

1995 REVIEW

FINAL 1995 REGULAR SEASON STANDINGS

AMERICAN FOOTBALL CONFERENCE

Eastern Division

	W	L	T	Pct.	Pts.	OP
Buffalo	10	6	0	.625	350	335
Indianapolis*	9	7	0	.563	331	316
Miami*	9	7	0	.563	398	332
New England	6	10	0	.375	294	377
N.Y. Jets	3	13	0	.188	233	384

Central Division

	W	L	T	Pct.	Pts.	OP
Pittsburgh	11	5	0	.688	407	327
Cincinnati	7	9	0	.438	349	374
Houston	7	9	0	.438	348	324
Cleveland	5	11	0	.313	289	356
Jacksonville	4	12	0	.250	275	404

Western Division

	W	L	T	Pct.	Pts.	OP
Kansas City	13	3	0	.813	358	241
San Diego*	9	7	0	.563	321	323
Seattle	8	8	0	.500	363	366
Denver	8	8	0	.500	388	345
Oakland	8	8	0	.500	348	332

NATIONAL FOOTBALL CONFERENCE

Eastern Division

	W	L	T	Pct.	Pts.	OP
Dallas	12	4	0	.750	435	291
Philadelphia*	10	6	0	.625	318	338
Washington	6	10	0	.375	326	359
N.Y. Giants	5	11	0	.313	290	340
Arizona	4	12	0	.250	275	422

Central Division

	W	L	T	Pct.	Pts.	OP
Green Bay	11	5	0	.688	404	314
Detroit*	10	6	0	.625	436	336
Chicago	9	7	0	.563	392	360
Minnesota	8	8	0	.500	412	385
Tampa Bay	7	9	0	.438	238	335

Western Division

	W	L	T	Pct.	Pts.	OP
San Francisco	11	5	0	.688	457	258
Atlanta*	9	7	0	.563	362	349
St. Louis	7	9	0	.438	309	418
Carolina	7	9	0	.438	289	325
New Orleans	7	9	0	.438	319	348

*Wild Card qualifier for playoffs

Wild Card Playoff Games:

BUFFALO 37, Miami 22
Indianapolis 35, SAN DIEGO 20

Divisional Playoff Games:

PITTSBURGH 40, Buffalo 21
Indianapolis 10, KANSAS CITY 7

Championship Game:

PITTSBURGH 20, Indianapolis 16

Wild Card Playoff Games:

PHILADELPHIA 58, Detroit 37
GREEN BAY 37, Atlanta 20

Divisional Playoff Games:

Green Bay 27, SAN FRANCISCO 17
DALLAS 30, Philadelphia 11

Championship Game:

DALLAS 38, Green Bay 27

Super Bowl XXX

Dallas 27, Pittsburgh 17
at Sun Devil Stadium (Tempe, Arizona)

COLTS SEASON REVIEW

Preseason (Won 3, Lost 1)

Date	Opponent	Colts-Opp.	Record	Attendance
8/ 4	CINCINNATI	L 21-34	0-1	39,946
8/12	@Seattle	W 20-17	1-1	38,006
8/19	@Green Bay	W 20-17 (OT)	2-1	55,624
8/24	CHICAGO	W 29- 7	3-1	45,626

Regular Season (Won 9, Lost 7)

9/ 4	HOUSTON	W 45-21	1-0	47,372
9/ 3	CINCINNATI	L 21-24 (OT)	0-1	42,445
9/10	@N.Y. Jets	W 27-24 (OT)	1-1	65,134
9/17	@Buffalo	L 14-20	1-2	62,499
10/ 1	ST. LOUIS	W 21-18	2-2	58,616
10/ 8	@Miami	W 27-24 (OT)	3-2	68,471
10/15	SAN FRANCISCO	W 18-17	4-2	60,273
10/22	@Oakland	L 17-30	4-3	53,543
10/29	N.Y. JETS	W 17-10	5-3	49,250
11/ 5	BUFFALO	L 10-16	5-4	59,612
11/12	@New Orleans	L 14-17	5-5	44,122
11/19	@New England	W 24-10	6-5	59,544
11/26	MIAMI	W 36-28	7-5	60,414
12/ 3	@Carolina	L 10-13	7-6	49,841
12/10	@Jacksonville	W 41-31	8-6	66,099
12/17	SAN DIEGO	L 24-27	8-7	55,318
12/23	NEW ENGLAND	W 10- 7	9-7	54,685

WEEK ONE: Cincinnati Bengals 24, Indianapolis Colts 21 (Overtime)

September 3, 1995

RCA Dome (42,445)

12:00 p.m.

K-Doug Pelfrey's 47-yard field goal with 12:24 remaining in overtime lifted Cincinnati to a 24-21 victory over Indianapolis. The Colts trailed 21-10 in the fourth quarter but tied the game behind QB-Jim Harbaugh. After a field goal narrowed the deficit to 21-13, Harbaugh's five-yard strike to WR-Flipper Anderson and an ensuing two-point conversion pass to WR-Floyd Turner knotted the score with 0:03 remaining. Cincinnati won the overtime coin toss and marched 54 yards in six plays for the winning kick. Pelfrey's five field goals tied a record for most by a Colts opponent. Cincinnati's second-quarter touchdown was the first allowed by the Colts at home in 13 quarters, the second longest streak in club history.

Bengals	3	10	8	0	3	24
Colts	7	3	0	11	0	21

Scoring Summary

Colts 1 - 6:52	Anderson 16 pass from Erickson (Cofer kick)	12-78	8:08	7- 0
C 1 - 2:41	Pelfrey 25 FG	8-30	2:57	7- 3
C 2 - 12:41	Pickens 3 pass from Blake (Pelfrey kick)	6-49	2:20	7-10
Colts 2 - 4:47	Cofer 27 FG	16-61	7:54	10-10
C 2 - 0:55	Pelfrey 44 FG	10-55	1:38	10-13
C 3 - 10:46	Pelfrey 32 FG	9-59	4:14	10-16
C 3 - 3:56	Safety-ball snapped out of end zone			10-18
C 3 - 0:57	Pelfrey 38 FG	6-26	2:59	10-21
Colts 4 - 13:02	Cofer 40 FG	7-13	2:55	13-21
Colts 4 - 0:03	Anderson 5 pass from Harbaugh (Turner pass from Harbaugh)	14-68	3:39	21-21
C OT - 12:24	Pelfrey 47 FG	6-54	2:36	21-24

TEAM STATISTICS

	Bengals	Colts
First Downs	18	24
Rushes/Yards	23-87	31-144
Net Passing Yards	249	246
Total Net Yards	336	390
Passing (A-C-I)	34-19-0	43-28-3
Times Thrown-Yards Lost	0-0	4-36
Punts-Avg.	4-39.0	1-55.0
Fumbles/Lost	1-1	3-0
Penalties	5-30	4-64
Time of Possession	23:59	38:37

INDIVIDUAL LEADERS:

Rushing —	Bengals:	Green 17-65; Blake 1-14; Joseph 3-9; Cothran 1-2; Hill 1-(-3)
	Colts:	Potts 9-73; Faulk 19-49; Harbaugh 2-22; Erickson 1-0
Passing —	Bengals:	Blake 33-19-249-1-0 Sacked: 0-0 Bieniemy 1-0-0-0-0 Sacked: 0-0
	Colts:	Erickson 31-19-196-1-3 Sacked: 2-13 Harbaugh 12-9-86-1-0 Sacked: 2-23
Receiving —	Bengals:	McGee 6-118; Scott 5-68; Pickens 5-39, 1 TD; Green 2-22; Joseph 1-2
	Colts:	Anderson 6-67, 2 TD; Warren 6-50; Turner 5-44; Faulk 3-41; Dawkins 3-24; Arbuckle 2-23; Potts 1-17; Stablein 1-12; Dilger 1-4

1995 REVIEW

WEEK TWO: Indianapolis Colts 27, New York Jets 24 (Overtime)

September 10, 1995

Giants Stadium (65,134)

4:00 p.m.

K-Mike Cofer's 52-yard field goal 4:27 into overtime climaxed a miraculous comeback as Indianapolis downed the Jets 27-24. The Colts overcame a 24-3 third quarter deficit, and the 21-point comeback matched the largest in club history (11/9/75 at Buffalo, 42-35). QB-Jim Harbaugh entered the game in the third quarter and was 11-16-123, two TDs. The Jets led 24-3 before LB-Tony Bennett's 32-yard fumble return closed the gap to 24-10. Harbaugh marched the Colts 80 yards and connected with WR-Sean Dawkins on a 15-yard score. He then drove the club 75 yards and had a 14-yard strike to RB-Marshall Faulk with 2:38 remaining. The victory marked the first time the team had consecutive overtime games in the regular season. Cofer's 52-yarder was the longest overtime-deciding field goal in NFL history.

Colts	0	3	7	14	3	27
Jets	14	3	7	0	0	24

Scoring Summary

NY	1 -	5:52	Wilson 5 pass from Esiason (Lowery kick)	15-80	9:08	0-7
NY	1 -	3:51	Smith 49 interception return (Lowery kick)			0-14
NY	2 -	11:41	Lowery 28 FG	8-64	3:11	0-17
Colts	2 -	0:27	Cofer 20 FG	11-73	3:25	3-17
NY	3 -	13:14	Chrebet 5 pass from Esiason (Lowery kick)	3-24	1:30	3-24
Colts	3 -	2:11	Bennett 32 fumble return (Cofer kick)			10-24
Colts	4 -	8:46	Dawkins 16 pass from Harbaugh (Cofer kick)	12-80	5:52	17-24
Colts	4 -	2:38	Faulk 14 pass from Harbaugh (Cofer kick)	7-75	3:02	24-24
Colts OT-	10:33		Cofer 52 FG	7-28	2:39	27-24

TEAM STATISTICS

	Jets	Colts
First Downs	21	25
Rushes/Yards	32-146	31-122
Net Passing Yards	198	239
Total Net Yards	344	361
Passing (A-C-I)	30-19-0	34-23-1
Times Thrown-Yards Lost	0-0	4-25
Punts-Avg.	4-45.0	1-48.0
Fumbles/Lost	4-3	2-2
Penalties	10-100	5-42
Time of Possession	30:57	33:30

INDIVIDUAL LEADERS:

Rushing —	Jets:	Baxter 8-18; Murrell 11-52; Moore 7-45; Esiason 4-18; Anderson 2-13
	Colts:	Faulk 21-81; Potts 4-26; Harbaugh 3-13; Warren 2-2; Erickson 1-0
Passing —	Jets:	Esiason 30-19-198-2-0 Sacked: 0-0
	Colts:	Erickson 18-12-141-0-1 Sacked: 3-25 Harbaugh 16-11-123-2-0 Sacked: 1-0
Receiving —	Jets:	Wilson 5-60, 1 TD; Murrell 4-68; Brady 4-37; Chrebet 2-14, 1 TD; Moore 2-7; Anderson 1-9; Baxter 1-3
	Colts:	Faulk 8-58, 1 TD; Dawkins 5-60, 1 TD; Turner 4-41; Anderson 2-44; Bailey 1-29; Dilger 1-18; Potts 1-9; Warren 1-5

WEEK THREE: Buffalo Bills 20, Indianapolis Colts 14

September 17, 1995

Rich Stadium (62,499)

1:00 p.m.

K-Steve Christie booted two second-half field goals, and the Bills' defense kept Indianapolis off the board in the final two quarters as Buffalo defeated the Colts 20-14. The Colts battled throughout, but had eleven penalties and surrendered five sacks. RB-Marshall Faulk had a rushing and receiving score for the first time in his career. QB-Jim Harbaugh earned his first start of the season. Trailing 17-14, the Colts had a chance to tie but K-Mike Cofer's 39-yard field goal attempt was wide left with 8:01 remaining. Christie then hit from 38 yards

for a 20-14 Bills lead. Harbaugh marched the Colts to the Buffalo 34 with 0:45 remaining but suffered four incompletions, and Buffalo ran out the clock.

Colts	7	7	0	0	14
Bills	7	7	3	3	20

Scoring Summary

Colts 1 - 7:15	Faulk 13 run (Cofer kick)	12-65	7:45	7- 0
B 1 - 0:20	Gardner fumble recovery in end zone (Christie kick)	14-80	6:55	7- 7
Colts 2 - 6:18	Faulk 18 pass from Harbaugh (Cofer kick)	3-50	1:22	14- 7
B 2 - 4:36	Thomas 2 run (Christie kick)	5-75	1:42	14-14
B 3 - 7:50	Christie 35 FG	14-74	4:28	14-17
B 4 - 4:27	Christie 38 FG	4- 4	2:07	14-20

TEAM STATISTICS

	Bills	Colts
First Downs	17	17
Rushes/Yards	29-60	28-91
Net Passing Yards	201	205
Total Net Yards	261	296
Passing (A-C-I)	35-19-0	33-19-0
Times Thrown-Yards Lost	1-0	5-36
Punts-Avg.	6-37.3	7-43.9
Fumbles/Lost	2-1	3-1
Penalties	8-50	11-112
Time of Possession	26:33	33:27

INDIVIDUAL LEADERS:

Rushing — Bills:	Holmes 7-32; Thomas 19-25, 1 TD; Kelly 2-4; Reed 1-(-1)
Colts:	Faulk 15-47, 1 TD; Harbaugh 4-22; Potts 7-17; Warren 2-5
Passing — Bills:	Kelly 35-19-201-0-0 Sacked: 1-0
Colts:	Harbaugh 33-19-241-1-0 Sacked: 5-36
Receiving — Bills:	Johnson 7-38; Reed 6-95; Armour 3-48; Thomas 2-7; Copeland 1-13
Colts:	Dawkins 4-68; Bailey 4-51; Dilger 2-34; Faulk 2-23, 1 TD; Stablein 2-20; Potts 2-15; Arbuckle 2-10; Turner 1-20

WEEK FOUR: Indianapolis Colts 21, St. Louis Rams 18

October 1, 1995

RCA Dome (58,616)

12:00 p.m.

RB-Marshall Faulk posted 222 yards from scrimmage while rushing for three touchdowns to lead Indianapolis to a 21-18 win over previously undefeated St. Louis. Faulk's rushing total was the sixth-best in club history while his yards from scrimmage placed fourth all-time. He was named AFC Offensive Player-of-the Week. RDE-Tony Bennett had two sacks to spearhead a Colts' defense that limited St. Louis to 16-37 rushing. WR-Isaac Bruce paced St. Louis with 8-181, two TDs receiving.

Rams	7	3	0	8	18
Colts	7	7	7	0	21

Scoring Summary

SL 1 - 13:13	Bruce 4 pass from Miller (McLaughlin kick)	3-77	1:47	0- 7
Colts 1 - 8:53	Faulk 32 run (Cofer kick)	3-41	1:17	7- 7
SL 2 - 14:57	McLaughlin 29 FG	8-58	4:37	7-10
Colts 2 - 14:10	Faulk 33 run (Cofer kick)	2-85	0:47	14-10
Colts 3 - 4:28	Faulk 1 run (Cofer kick)	7-46	4:32	21-10
SL 4 - 0:52	Bruce 34 pass from Miller (Bruce pass from Miller)	7-84	2:15	21-18

TEAM STATISTICS

	Rams	Colts
First Downs	16	16
Rushes/Yards	16-37	36-235
Net Passing Yards	305	146
Total Net Yards	342	381

1995 REVIEW

Passing (A-C-I)	45-26-2	19-11-1
Times Thrown-Yards Lost	2-21	0-0
Punts-Avg.	4-41.5	5-37.2
Fumbles/Lost	1-1	2-1
Penalties	10-75	6-58
Time of Possession	29:22	30:38

INDIVIDUAL LEADERS:

- Rushing — Rams: Bettis 11-31; Miller 1-5; Bailey 1-3; Russell 3-(-2)
 Colts: Faulk 19-177, 3 TD; Potts 7-30; Harbaugh 5-14; Warren 5-14
- Passing — Rams: Miller 45-26-326-2-2 Sacked: 2-21
 Colts: Harbaugh 19-11-146-0-1 Sacked: 0-0
- Receiving — Rams: Bruce 8-181, 2 TD; Cook 5-21; Kinchen 3-31; Russell 3-30;
 Drayton 3-24; Bettis 2-10; Hester 1-20; Bailey 1-9
 Colts: Faulk 5-45; Potts 3-77; Dilger 2-17; Dawkins 1-7

WEEK FIVE: Indianapolis Colts 27, Miami Dolphins 24 (Overtime) October 8, 1995 Joe Robbie Stadium (68,471) 4:00 p.m.

K-Cary Blanchard's 27-yard FG 4:58 into overtime capped another 21-point comeback as Indianapolis downed Miami 27-24. QB-Jim Harbaugh rallied the Colts from a 24-3 third quarter deficit for the second time in four games. The comeback matched the largest in club history (9/10/95 at Jets; 11/9/75 at Buffalo). Harbaugh totaled 20-24-278, three TDs passing on the Colts' final four drives in producing three TDs and the game-winning field goal. His 135.8 rating and 319 yards passing were career-highs. The Colts final four scoring drives covered 85, 80, 76 and 57 yards. Indianapolis' third overtime game tied a club seasonal mark (1992). Harbaugh was named AFC Offensive Player-of-the-Week. Blanchard was signed by the Colts on Tuesday prior to the game.

Colts	0	3	7	14	3	27
Dolphins	14	10	0	0	0	24

Scoring Summary

M 1 - 9:55	Kirby 3 run (Stoyanovich kick)	6-34	3:18	0- 7
M 1 - 2:49	Spikes 5 pass from Marino (Stoyanovich kick)	11-50	5:21	0-14
Colts 2 - 13:04	Blanchard 21 FG	10-77	4:45	3-14
M 2 - 5:00	Kirby 2 run (Stoyanovich kick)	13-71	8:04	3-21
M 2 - 0:17	Stoyanovich 51 FG	11-38	2:41	3-24
Colts 3 - 3:30	Turner 3 pass from Harbaugh (Blanchard kick)	14-85	8:15	10-24
Colts 4 - 6:37	Turner 47 pass from Harbaugh (Blanchard kick)	6-80	3:19	17-24
Colts 4 - 1:09	Bailey 21 pass from Harbaugh (Blanchard kick)	12-76	2:41	24-24
Colts OT- 10:02	Blanchard 27 FG	9-57	4:58	27-24

TEAM STATISTICS

	Dolphins	Colts
First Downs	26	22
Rushes/Yards	37-148	26-109
Net Passing Yards	195	310
Total Net Yards	343	419
Passing (A-C-I)	31-20-0	33-25-0
Times Thrown-Yards Lost	0-0	2-9
Punts-Avg.	2-36.0	2-51.0
Fumbles/Lost	0-0	2-1
Penalties	4-32	8-65
Time of Possession	35:03	29:55

INDIVIDUAL LEADERS:

- Rushing — Dolphins: Kirby 19-77, 2 TD; Spikes 7-42; Parmalee 8-24; Byars 3-5
 Colts: Potts 4-47; Faulk 16-42; Harbaugh 5-13; Warren 1-7
- Passing — Dolphins: Marino 30-19-194-1-0 Sacked: 0-0
 Kosar 1-1-1-0-0 Sacked: 0-0
 Colts: Harbaugh 33-25-319-3-0 Sacked: 2-9
- Receiving — Dolphins: Byars 5-32; Fryar 3-54; Parmalee 3-41; Kirby 2-22; Clark 2-16;
 McDuffie 2-15; Spikes 2-10, 1 TD; Green 1-5
 Colts: Dawkins 7-77; Turner 6-82, 2 TD; Dilger 4-92; Bailey 3-48, 1 TD;
 Potts 3-3; Faulk 2-17

WEEK SIX: Indianapolis Colts 18, San Francisco 49ers 17

October 15, 1995

RCA Dome (60,273)

12:00 p.m.

K-Cary Blanchard's 41-yard FG with 2:36 remaining lifted Indianapolis to an 18-17 win over the defending Super Bowl champions. The game featured seven lead changes and was not decided until San Francisco K-Doug Brien was wide right from 45 yards with 0:46 remaining. Blanchard hit all four of his field goals, one short of the club single-game record. The Colts' defense held the 49ers to 269 total yards and sacked QB-Steve Young six times, the highest single-game total since 12/6/92 at New England. TE-Ken Dilger was 7-125 receiving, the first 100-yard outing by a Colts tight end since 12/13/92 (Kerry Cash, 7-104 at Jets). The win marked only the second time in club history (1964) the Colts defeated three consecutive teams with a winning record.

49ers	0	7	7	3	17
Colts	3	3	9	3	18

Scoring Summary

Colts 1 - 5:53	Blanchard 32 FG	15-61	9:07	3- 0
SF 2 - 10:53	Rice 5 pass from Young (Brien kick)	12-60	7:20	3- 7
Colts 2 - 2:53	Blanchard 46 FG	8-31	4:15	6- 7
Colts 3 - 11:42	Dilger 15 pass from Harbaugh (pass failed)	3-34	1:19	12- 7
SF 3 - 7:16	Loville 4 run (Brien kick)	8-55	4:26	12-14
Colts 3 - 1:31	Blanchard 45 FG	5-51	2:50	15-14
SF 4 - 7:39	Brien 51 FG	11-47	4:39	15-17
Colts 4 - 2:36	Blanchard 41 FG	10-62	5:03	18-17

TEAM STATISTICS

	49ers	Colts
First Downs	21	14
Rushes/Yards	20-62	34-88
Net Passing Yards	207	169
Total Net Yards	269	257
Passing (A-C-I)	41-28-1	18-12-1
Times Thrown-Yards Lost	6-22	1-6
Punts-Avg.	3-46.0	3-48.7
Fumbles/Lost	1-1	0-0
Penalties	7-55	6-43
Time of Possession	27:03	32:57

INDIVIDUAL LEADERS:

- Rushing — 49ers: Loville 13-46, 1 TD; Floyd 5-8; Young 2-8
 Colts: Faulk 20-61; Potts 5-15; Warren 5-8; Harbaugh 4-4
- Passing — 49ers: Young 40-28-229-1-1 Sacked: 6-22
 Grbac 1-0-0-0-0 Sacked: 0-0
 Colts: Harbaugh 18-12-175-1-1 Sacked: 1-6
- Receiving — 49ers: Floyd 8-43; Loville 6-43; Rice 6-43, 1 TD; Jones 5-44; Taylor 2-36; Stokes 1-20
 Colts: Dilger 7-125, 1 TD; Turner 2-29; Dawkins 1-9; Faulk 1-6; Warren 1-6

WEEK SEVEN: Oakland Raiders 30, Indianapolis Colts 17

October 22, 1995

Oakland-Alameda County Coliseum (53,543)

1:00 p.m.

QB-Vince Evans passed for 335 yards and two touchdowns to lead a big play Oakland attack to a 30-17 win over Indianapolis. Evans hit WR-Raghib Ismail on TD strikes of 46 and 73 yards, while Napoleon Kaufman had an 84-yard kickoff return. RB-Marshall Faulk had two rushing scores to pace the Colts. His second score narrowed the Raiders lead to 20-17, but Evans connected with Ismail on the ensuing play from scrimmage. The loss dashed the Colts hopes of setting a club record by beating four consecutive teams with a winning record. The 13-point margin ended the Colts' club record of eight consecutive games decided by six points or less.

Colts	3	7	7	0	17
Raiders	7	3	17	3	30

1995 REVIEW

Scoring Summary

Colts	1 - 7:43	Blanchard 25 FG	11-56	6:18	0- 3
O	1 - 7:27	Kaufman 84 kickoff return (Jaeger kick)			3- 7
Colts	2 - 10:54	Faulk 7 run (Blanchard kick)	9-80	4:07	10- 7
O	2 - 0:07	Jaeger 28 FG	13-86	3:17	10-10
O	3 - 12:28	Ismail 46 pass from Evans (Jaeger kick)	6-70	2:32	10-17
O	3 - 6:53	Jaeger 24 FG	8-37	3:55	10-20
Colts	3 - 3:56	Faulk 9 run (Blanchard kick)	5-72	2:57	17-20
O	3 - 3:36	Ismail 73 pass from Evans (Jaeger kick)	1-73	0:20	17-27
O	4 - 11:07	Jaeger 35 FG	4- 9	2:15	17-30

TEAM STATISTICS

	Raiders	Colts
First Downs	18	13
Rushes/Yards	25-74	21-91
Net Passing Yards	322	163
Total Net Yards	396	254
Passing (A-C-I)	35-23-1	26-17-0
Times Thrown-Yards Lost	3-13	4-37
Punts-Avg.	3-42.3	6-37.7
Fumbles/Lost	3-1	3-2
Penalties	9-65	5-41
Time of Possession	31:04	28:56

INDIVIDUAL LEADERS:

Rushing —	Raiders: Jones 4-21; Williams 8-16; Evans 4-15; Kaufman 7-15; Fenner 2-7
	Colts: Faulk 14-41, 2 TD; Potts 2-30; Warren 3-8; Harbaugh 2-12
Passing —	Raiders: Evans 35-23-335-2-1 Sacked: 3-13
	Colts: Harbaugh 25-16-202-0-0 Sacked: 4-37
	Erickson 1-1(-2)-0-0 Sacked: 0-0
Receiving —	Raiders: Brown 7-89; Fenner 4-51; Ismail 3-125, 2 TD; Williams 3-30;
	Hobbs 2-24; Kaufman 2-0; Glover 1-9; Jett 1-7
	Colts: Faulk 5-58; Dawkins 4-71; Bailey 3-37; Stablein 2-18; Potts 2-10;
	Dilger 1-6

WEEK EIGHT: Indianapolis Colts 17, New York Jets 10

October 29, 1995

RCA Dome (49,250)

1:00 p.m.

DB-Eugene Daniel's 97-yard interception return on the final play of the first half gave Indianapolis a 17-3 lead and the Colts defense made it stand up in a 17-10 win over the Jets. The Jets had first and goal at the Colts' seven with 2:00 remaining but a run and three passes failed. Daniel's interception return was the longest in team history. Indianapolis won despite posting only three net yards in the second half, and the Colts' 114 net yards was the fewest in club history in a victory. The Colts win marked the first time since 1977 the club won five of its first eight games. Colts QB-Jim Harbaugh played sparingly in the second half with a groin injury. The win capped a 4-1 month of October for the Colts, and Harbaugh was named AFC Player-of-the-Month.

Jets	3	0	0	7	10
Colts	3	14	0	0	17

Scoring Summary

NYJ	1 - 11:26	Lowery 42 FG	7-37	3:34	0- 3
Colts	1 - 6:42	Blanchard 46 FG	8-51	4:44	3- 3
Colts	2 - 4:26	Harbaugh 4 run (Blanchard kick)	15-80	8:15	10- 3
Colts	2 - 0:00	Daniel 97 interception return (Blanchard kick)			17- 3
NYJ	4 - 11:45	Mitchell 13 pass from Brister (Lowery kick)	11-55	6:27	17-10

TEAM STATISTICS

	Jets	Colts
First Downs	19	10
Rushes/Yards	33-101	23-52
Net Passing Yards	140	62
Total Net Yards	241	114
Passing (A-C-I)	31-19-1	16-9-0
Times Thrown-Yards Lost	2-14	4-25

Punts-Avg.	4-38.8	5-47.8
Fumbles/Lost	1-0	0-0
Penalties	4-35	6-56
Time of Possession	35:12	24:48

INDIVIDUAL LEADERS:

- Rushing — Jets: Murrell 19-68; Baxter 8-25; Brister 5-6; Moore 1-2
 Colts: Faulk 15-30; Harbaugh 5-13, 1 TD; Potts 2-8; Erickson 1-1
- Passing — Jets: Brister 31-19-154-1-1 Sacked: 2-14
 Colts: Harbaugh 14-9-87-0-0 Sacked: 1-4
 Erickson 2-0-0-0-0 Sacked: 3-21
- Receiving — Jets: Murrell 5-22; Mitchell 3-42, 1 TD; Baxter 3-33; Wilson 3-33;
 Chrebet 3-17; Brady 1-5; Brister 1-2
 Colts: Dilger 4-55; Bailey 2-21; Dawkins 1-19; Faulk 1-1; Harbaugh 1-(-9)

WEEK NINE: Buffalo Bills 16, Indianapolis Colts 10

November 5, 1995

RCA Dome (59,612)

4:00 p.m.

Indianapolis had three quarterbacks pass for 50+ yards for the first time in franchise history, but Buffalo forced three turnovers to defeat the Colts 16-10. Following its initial touchdown, four Colts possessions inside the Bills' 25-yard line netted only three points. QB-Jim Harbaugh left late in the first quarter with a strained groin. QB-Paul Justin exited in the second quarter with a bruised right shoulder. QB-Craig Erickson played the remainder of the game. LB-Bryce Paup paced an aggressive Bills' defense with three sacks, one of each quarterback.

Bills	10	6	0	0	16
Colts	7	0	3	0	10

Scoring Summary

B	1 - 11:24	Brooks 51 pass from Kelly (Christie kick)	2-51	0:49	0- 7
Colts	1 - 7:50	Faulk 4 run (Blanchard kick)	8-76	3:34	7- 7
B	1 - 1:56	Christie 39 FG	4- 2	1:13	7-10
B	2 - 9:04	Christie 23 FG	5-74	2:29	7-13
B	2 - 3:52	Christie 33 FG	9-37	3:45	7-16
Colts	3 - 10:24	Blanchard 37 FG	5-40	1:52	10-16

TEAM STATISTICS

	Bills	Colts
First Downs	12	14
Rushes/Yards	27-80	31-100
Net Passing Yards	244	219
Total Net Yards	324	319
Passing (A-C-I)	24-15-0	28-16-1
Times Thrown-Yards Lost	1-6	4-29
Punts-Avg.	5-43.4	5-48.0
Fumbles/Lost	0-0	3-2
Penalties	5-51	4-45
Time of Possession	25:46	34:14

INDIVIDUAL LEADERS:

- Rushing — Bills: Holmes 21-67; Brooks 1-9; Gardner 2-7; Kelly 3-(-3)
 Colts: Faulk 25-87, 1 TD; Potts 4-13; Erickson 2-0
- Passing — Bills: Kelly 24-15-250-1-0 Sacked: 1-6
 Colts: Harbaugh 7-4-75-0-0 Sacked: 2-10
 Justin 6-3-51-0-1 Sacked: 1-11
 Erickson 15-9-122-0-0 Sacked: 1-8
- Receiving — Bills: Brooks 5-90, 1 TD; Copeland 3-99; Holmes 3-19; Johnson 2-31;
 Armour 1-7; Tasker 1-4
 Colts: Faulk 5-36; Bailey 3-87; Dawkins 2-30; Turner 2-20; Dilger 1-39;
 Crockett 1-16; Stablein 1-15; Humphrey 1-5

1995 REVIEW

WEEK TEN: New Orleans Saints 17, Indianapolis Colts 14

November 12, 1995

Louisiana Superdome (44,122)

12:00 p.m.

K-Doug Brien's 25-yard field goal with 6:33 remaining lifted New Orleans to a 17-14 win over Indianapolis. A Colts' last ditch rally ended when K-Cary Blanchard's 41-yard field goal attempt was wide left with 0:08 remaining. QB-Jim Harbaugh did not start due to a groin injury but entered the game late in the third quarter with the Colts trailing 14-7. He marched the club 73 yards, climaxing the drive with a 40-yard touchdown pass to RB-Roosevelt Potts. Following Brien's field goal, Harbaugh led Indianapolis 57 yards in eleven plays before Blanchard's miss.

Colts	0	7	0	7	14
Saints	0	7	7	3	17

Scoring Summary

Colts	2 -	4:45	Faulk 6 run (Blanchard kick)	5-39	3:00	7- 0
NO	2 -	1:09	Small 32 pass from Everett (Brien kick)	10-73	3:36	7- 7
NO	3 -	0:17	Early 2 pass from Everett (Brien kick)	9-65	4:46	7-10
Colts	4 -	13:14	Potts 40 pass from Harbaugh (Blanchard kick)	5-73	2:03	14-14
NO	4 -	6:33	Brien 25 FG	12-52	6:41	14-17

TEAM STATISTICS

	Saints	Colts
First Downs	18	15
Rushes/Yards	24-69	26-120
Net Passing Yards	225	180
Total Net Yards	294	300
Passing (A-C-I)	37-27-1	20-15-0
Times Thrown-Yards Lost	1-3	1-7
Punts-Avg.	4-37.0	3-42.7
Fumbles/Lost	1-0	2-1
Penalties	6-70	10-95
Time of Possession	31:24	28:36

INDIVIDUAL LEADERS:

Rushing —	Saints: Bates 18-45; Zellars 4-14; Small 1-11; Everett 1-(-1)
	Colts: Faulk 17-98, 1 TD; Harbaugh 2-10; Potts 4-8; Humphrey 1-5; Justin 2-(-1)
Passing —	Saints: Everett 37-27-228-2-1 Sacked: 1-3
	Colts: Justin 13-10-90-0-0 Sacked: 1-7
	Harbaugh 7-5-97-1-0 Sacked: 0-0
Receiving —	Saints: Smith 9-83; Walls 4-35; Early 4-25, 1 TD; Small 3-48, 1 TD; Zellars 3-10; Bates 2-9; DeRamus 1-10; Botkin 1-8
	Colts: Potts 3-44, 1 TD; Dilger 3-26; Faulk 3-21; Dawkins 2-35; Turner 2-31; Bailey 1-16; Stablein 1-14

WEEK ELEVEN: Indianapolis Colts 24, New England Patriots 10

November 19, 1995

Foxboro Stadium (59,544)

1:00 p.m.

QB-Jim Harbaugh threw for two touchdowns, RB-Marshall Faulk had 167 yards from scrimmage, and the Colts defense registered five sacks as Indianapolis defeated New England 24-10. Harbaugh was 13-14-147, one TD at the half in staking the Colts to a 17-3 lead. He completed his first eleven passes, the third-longest streak in club history (17, Bert Jones vs. Jets, 12/15/74; 12, Johnny Unitas vs. Atlanta, 11/27/67). His 76.9 completion percentage was the sixth-highest single-game total in club history. The win was only the Colts third at New England since 1983 and marked the largest margin of victory at New England since 1976 (27-13). WR-Sean Dawkins (4-101) posted his third career 100+ receiving outing and had 40-yard receptions in each half, both setting up touchdowns.

Colts	0	17	0	7	24
Patriots	3	0	7	0	10

Scoring Summary

NE	1 - 10:25	Bahr 41 FG	13-47	4:35	0- 3
Colts	2 - 9:47	Dilger 3 pass from Harbaugh (Blanchard kick)	8-80	4:57	7- 3
Colts	2 - 5:06	Blanchard 36 FG	8-36	4:24	10- 3
Colts	2 - 1:20	Faulk 10 run (Blanchard kick)	5-65	2:43	17- 3
NE	3 - 1:47	Martin 2 run (Bahr kick)	6-28	2:39	17-10
Colts	4 - 8:55	Turner 14 pass from Harbaugh (Blanchard kick)	7-73	4:32	24-10

TEAM STATISTICS

	Patriots	Colts
First Downs	14	18
Rushes/Yards	19-51	39-138
Net Passing Yards	151	232
Total Net Yards	202	370
Passing (A-C-I)	39-20-0	27-20-1
Times Thrown-Yards Lost	5-29	0-0
Punts-Avg.	6-43.5	4-41.0
Fumbles/Lost	3-2	1-0
Penalties	3-30	4-31
Time of Possession	21:34	38:26

INDIVIDUAL LEADERS:

Rushing —	Patriots:	Martin 16-48, 1 TD; Meggett 1-2; Bledsoe 2-1
	Colts:	Faulk 24-96, 1 TD; Workman 9-26; Potts 3-9; Harbaugh 3-7
Passing —	Patriots:	Bledsoe 39-20-180-0-0 Sacked: 5-29
	Colts:	Harbaugh 26-20-232-2-1 Sacked: 0-0 Gardocki 1-0-0-0-0 Sacked: 0-0
Receiving —	Patriots:	Coates 9-89; Meggett 3-21; Moore 2-18; Gash 2-15; Graham 1-16; Burke 1-9; Brisby 1-7; Martin 1-5
	Colts:	Faulk 8-71; Dilger 5-31, 1 TD; Dawkins 4-101; Turner 2-22, 1 TD; Potts 1-7

WEEK TWELVE: Indianapolis Colts 36, Miami Dolphins 28

November 26, 1995

RCA Dome (60,414)

1:00 p.m.

Indianapolis raced to a 24-0 lead after its first four possessions and defeated Miami 36-28. QB-Jim Harbaugh had three scoring strikes in the first half and had a one-yard sneak for a touchdown with 1:58 remaining for a 36-20 lead. Over the final four possessions of the previous meeting and the first four of the rematch, Harbaugh led the Colts to six touchdowns and two field goals. Harbaugh's league-best quarterback rating jumped to 108.4, and his rating for the game was 138.9 RB-Marshall Faulk had 133 yards from scrimmage and posted 95 rushing yards. DE-Tony Bennett sacked QB-Dan Marino for a safety, one of his three sacks on the day. Marino's six-yard scoring strike to RB-Keith Byars was the 343rd of his career, eclipsing Fran Tarkenton's previous NFL record of 342. RB-Bernie Parmalee was 20-102 rushing, marking the first time in 25 games the Colts allowed an individual 100+ performance (179, Barry Foster at Pittsburgh, 9/18/94). The 24-game streak was the third-longest in club history (45; 28). The Colts sweep of Miami was their first since 1988.

Dolphins	0	6	8	14	28
Colts	14	10	2	10	36

Scoring Summary

Colts	1 - 8:49	Dawkins 5 pass from Harbaugh (Blanchard kick)	9-77	6:11	7- 0
Colts	1 - 4:15	Bailey 34 pass from Harbaugh (Blanchard kick)	3-37	0:51	14- 0
Colts	2 - 12:34	Blanchard 29 FG	9-69	5:01	17- 0
Colts	2 - 7:40	Faulk 7 pass from Harbaugh (Blanchard kick)	5-49	2:31	24- 0
M	2 - 1:06	Byars 6 pass from Marino (pass failed)	8-80	3:10	24- 6
M	3 - 8:48	McDuffie 5 pass from Marino (Marino pass to Green)	13-79	6:12	24-14
Colts	3 - 1:54	Safety-Marino tackled in end zone by Bennett			26-14
Colts	4 - 14:36	Blanchard 31 FG	6-36	2:18	29-14
M	4 - 8:51	Fryar 5 pass from Marino (pass failed)	12-75	5:45	29-20
Colts	4 - 1:58	Harbaugh 1 run (Blanchard kick)	11-75	6:53	36-20
M	4 - 0:17	McDuffie 19 pass from Marino (Marino pass to McDuffie)	8-70	1:41	36-28

1995 REVIEW

TEAM STATISTICS	Dolphins	Colts
First Downs	24	21
Rushes/Yards	23-107	37-193
Net Passing Yards	231	159
Total Net Yards	338	352
Passing (A-C-I)	36-23-1	18-12-0
Times Thrown-Yards Lost	4-23	3-21
Punts-Avg.	2-40.5	2-33.0
Fumbles/Lost	2-1	0-0
Penalties	13-113	5-53
Time of Possession	26:44	33:16

INDIVIDUAL LEADERS:

- Rushing — Dolphins: Parmalee 20-102; Byars 1-4; Kirby 1-1; Marino 1-0
 Colts: Faulk 22-95; Harbaugh 8-47, 1 TD; Bailey 1-34;
 Potts 5-11; Warren 1-6
- Passing — Dolphins: Marino 36-23-254-4-1 Sacked: 4-23
 Colts: Harbaugh 18-12-180-3-0 Sacked: 3-21
- Receiving — Dolphins: McDuffie 6-76, 2 TD; Kirby 4-69; Parmalee 4-39; Fryar 4-34, 1 TD;
 Byars 2-16, 1 TD; Green 2-15; Clark 1-5
 Colts: Faulk 5-38, 1 TD; Bailey 2-43, 1 TD; Dawkins 2-20, 1 TD; Dilger 1-39; Turner 1-22; Potts 1-18

WEEK THIRTEEN: Carolina Panthers 13, Indianapolis Colts 10 December 3, 1995 Clemson Memorial Stadium (49,841) 1:00 p.m.

K-John Kasay's 38-yard field goal with 0:08 remaining ended a defensive struggle and gave Carolina a 13-10 win over Indianapolis. The Colts jumped to a 10-0 lead late in the first quarter but could muster only 88 second half yards and four first downs. The Colts' eight second half possessions ended with seven punts and an interception. Carolina registered seven sacks, the most allowed by Indianapolis since 11/1/92 at San Diego (7). QB-Jim Harbaugh sprained his right knee and left in the third quarter. Indianapolis' defense kept the club in the game. Although Carolina had a first down at or inside the Colts 30 six times, the Panthers were held to only 13 points. Carolina had only 101 second half yards and five first downs.

Colts	10	0	0	0	10
Panthers	0	10	0	3	13

Scoring Summary

Colts	1 - 12:40	Dawkins 31 pass from Harbaugh (Blanchard kick)	2-33	0:41	7- 0
Colts	1 - 0:50	Blanchard 47 FG	14-62	7:57	10- 0
C	2 - 4:15	Collins 2 run (Kasay kick)	9-60	4:03	10- 7
C	2 - 0:43	Kasay 34 FG	4- 1	0:55	10-10
C	4 - 0:08	Kasay 38 FG	6-23	1:52	10-13

TEAM STATISTICS	Panthers	Colts
First Downs	12	12
Rushes/Yards	27-85	25-65
Net Passing Yards	170	135
Total Net Yards	255	200
Passing (A-C-I)	35-14-1	29-14-2
Times Thrown-Yards Lost	0-0	7-38
Punts-Avg.	7-37.0	8-42.1
Fumbles/Lost	2-1	0-0
Penalties	5-35	6-48
Time of Possession	28:41	31:19

INDIVIDUAL LEADERS:

- Rushing — Panthers: Moore 19-58; Christian 6-24; Collins 1-2, 1 TD; Johnson 1-1
 Colts: Faulk 20-53; Harbaugh 2-5; Potts 2-5; Justin 1-2
- Passing — Panthers: Collins 34-14-170-0-0 Sacked: 0-0
 Guliford 1-0-0-0-1 Sacked: 0-0

1995 REVIEW

Colts: Harbaugh 12-7-102-1-1 Sacked: 6-34
Justin 17-7-71-0-1 Sacked: 1-4

Receiving — Panthers: Carrier 4-51; Johnson 3-21; Christian 2-23; Thomas 2-19;
Green 1-33; Campbell 1-12; Rasby 1-11

Colts: Dawkins 6-81, 1 TD; Turner 3-36; Faulk 2-12; Bailey 1-33;
Warren 1-11; Potts 1-0

WEEK FOURTEEN: Indianapolis Colts 41, Jacksonville Jaguars 31 December 10, 1995 Jacksonville Municipal Stadium (66,099) 1:00 p.m.

Indianapolis special teams came up big as the Colts won at Jacksonville 41-31. WR-Aaron Bailey opened the game with a 95-yard kickoff return for a touchdown, only the fourth opening kickoff returned for a score in club history. On the ensuing drive, DL-Tony Siragusa blocked K-Mike Hollis' 27-yard field goal attempt. With the Colts leading 14-7, DB-Derwin Gray recovered PR-Cedric Tillman's fumble at the Jaguars two-yard line. RB-Marshall Faulk scored from a yard out three plays later. LB-Trevor Wilmot, TE-Ken Dilger and WR-Brian Stablein recovered onside kicks. QB-Craig Erickson, starting for the injured Jim Harbaugh, threw for two scores. Faulk reached 1,000 rushing yards on his 16th attempt, becoming the 13th player in NFL history to open his career with two consecutive 1,000 yard campaigns. The Colts' 41 points was the second-highest single-game output since 1988. The win put the Colts at 8-6, marking the most victories after 14 games since 1977 (10-4).

Colts	14	10	3	14	41
Jaguars	0	7	3	21	31

Scoring Summary

Colts 1 - 14:45	Bailey 95 kickoff return (Blanchard kick)	14:45	7- 0
Colts 1 - 3:38	Bailey 14 pass from Erickson (Blanchard kick)	13-80	7:29 14- 0
J 2 - 12:54	Stewart 6 run (Hollis kick)	9-74	5:44 14- 7
Colts 2 - 5:44	Faulk 1 run (Blanchard kick)	3- 2	1:24 21- 7
Colts 2 - 2:50	Blanchard 22 FG	4- 2	1:31 24- 7
J 3 - 8:29	Hollis 37 FG	13-49	6:31 24-10
Colts 3 - 3:23	Blanchard 44 FG	9-39	5:06 27-10
J 4 - 12:17	Jackson 15 pass from Brunell (Hollis kick)	11-73	6:06 27-17
Colts 4 - 8:04	Dilger 16 pass from Erickson (Blanchard kick)	7-44	4:13 34-17
J 4 - 6:24	Smith 4 pass from Brunell (Hollis kick)	3-62	1:40 34-24
Colts 4 - 2:49	Warren 2 run (Blanchard kick)	6-38	3:35 41-24
J 4 - 1:05	Jackson 7 pass from Brunell (Hollis kick)	9-76	1:44 41-31

TEAM STATISTICS

	Jaguars	Colts
First Downs	27	15
Rushes/Yards	25-126	35-91
Net Passing Yards	298	128
Total Net Yards	424	219
Passing (A-C-I)	39-26-1	16-9-0
Times Thrown-Yards Lost	2-14	1-1
Punts-Avg.	2-42.5	2-43.0
Fumbles/Lost	1-1	0-0
Penalties	6-55	6-72
Time of Possession	31:18	28:42

INDIVIDUAL LEADERS:

Rushing —	Jaguars: Stewart 19-92, 1 TD; Brunell 2-19; Maston 4-15
	Colts: Faulk 22-54, 1 TD; Erickson 4-13; Warren 6-12, 1 TD; Potts 3-12
Passing —	Jaguars: Brunell 39-26-312-3-1 Sacked: 2-14
	Colts: Erickson 16-9-129-2-0 Sacked: 1-1
Receiving —	Jaguars: Smith 7-79, 1 TD; Jackson 6-113, 2 TD; Griffith 4-54;
	Mitchell 4-25; Tillman 2-18; Stewart 2-9; Maston 1-14
	Colts: Dilger 2-42, 1 TD; Turner 2-22; Warren 2-20; Dawkins 1-27;
	Bailey 1-14, 1 TD; Faulk 1-4

WEEK FIFTEEN: San Diego Chargers 27, Indianapolis Colts 24 December 17, 1995 RCA Dome (55,318) 4:00 p.m.

K-John Carney's 43-yard field goal with 0:03 remaining capped a furious fourth quarter. Trailing 21-13 with 11:12 remaining, the Colts marched 85 yards and

1995 REVIEW

scored on a 1t rush by RB-Marshall Faulk. QB-Jim Harbaugh then hooked up with WR-Floyd Turner on the two-point conversion. Following an exchange of interceptions in Charger territory, San Diego moved 47 yards for a Carney 30-yard field goal with 1:59 remaining. K-Cary Blanchard booted a career-long 50-yard field goal for a 24-24 tie with 0:48 remaining. QB-Stan Humphries led the Chargers to the Colts 25 where Carney's boot spelled the difference. WR-Sean Dawkins was 6-123 for his fourth career 100+ outing. TE-Ken Dilger set a club rookie seasonal reception mark for tight ends (35, John Mackey, 1963).

Chargers	7	0	7	13	27
Colts	3	7	0	14	24

Scoring Summary

Colts 1 - 8:32	Blanchard 36 FG	12-58	6:28	3- 0
SD 1 - 5:41	Martin 51 pass from Humphries (Carney kick)	6-52	2:51	3- 7
Colts 2 - 1:48	Dilger 13 pass from Harbaugh (Blanchard kick)	11-81	4:25	10- 7
SD 3 - 2:56	Humphries 1 run (Carney kick)	8-29	3:33	10-14
Colts 4 - 13:16	Blanchard 42 FG	9-51	4:40	13-14
SD 4 - 11:21	Martin 38 pass from Humphries (Carney kick)	5-72	1:55	13-21
Colts 4 - 6:58	Faulk 1 run (Harbaugh pass to Turner)	10-85	4:23	21-21
SD 4 - 1:59	Carney 33 FG	11-47	3:48	21-24
Colts 4 - 0:48	Blanchard 50 FG	8-37	1:11	24-24
SD 4 - 0:03	Carney 43 FG	5-50	0:45	24-27

TEAM STATISTICS

	Chargers	Colts
First Downs	26	24
Rushes/Yards	32-114	24-89
Net Passing Yards	265	276
Total Net Yards	379	365
Passing (A-C-I)	40-21-1	43-20-1
Times Thrown-Yards Lost	1-7	3-9
Punts-Avg.	3-44.0	3-45.0
Fumbles/Lost	1-0	0-0
Penalties	10-99	9-103
Time of Possession	29:11	30:49

INDIVIDUAL LEADERS:

Rushing —	Chargers: Hayden 26-96; Harmon 1-9; Means 3-6; Humphries 2-3, 1 TD
	Colts: Faulk 15-48, 1 TD; Harbaugh 4-36; Potts 4-5; Crockett 1-0
Passing —	Chargers: Humphries 40-21-272-2-1 Sacked: 1-7
	Colts: Harbaugh 43-20-285-1-1 Sacked: 3-9
Receiving —	Chargers: Martin 10-168, 2 TD; Pupunu 5-48; Harmon 4-38; Jefferson 1-9; Seay 1-9
	Colts: Dawkins 6-123; Dilger 3-33, 1 TD; Faulk 3-31; Potts 3-28; Turner 2-29; Crockett 1-19; Stablein 1-16; Banta 1-6

WEEK SIXTEEN: Indianapolis Colts 10, New England Patriots 7

December 23, 1995

RCA Dome (54,685)

8:00 p.m.

K-Cary Blanchard's 30-yard field goal with 5:51 remaining propelled the Colts into the playoffs for the first time since 1987. The Colts trailed until QB-Jim Harbaugh hit WR-Floyd Turner on a 13-yard scoring pass in the third quarter. Running back Lamont Warren replaced RB-Marshall Faulk late in the first quarter (bruised knee) and posted 22-90 rushing and 6-67 receiving. Harbaugh had 12 consecutive completions to tie Johnny Unitas for second-most in club history (17, Bert Jones). His 17 touchdown passes on the season set a personal best. Harbaugh finished the season with a 100.7 rating, highest in the NFL and the second-highest in Colts history (Jones, 102.5, 1976). The Colts nine regular season wins tied for the most since the club moved to Indianapolis (1987, 1988, 1992). DB-Ashley Ambrose had two interceptions and DB-Jason Belser added another.

Patriots	0	7	0	0	7
Colts	0	0	7	3	10

Scoring Summary

NE	2 - 1:54	Graham 31 pass from Bledsoe (Bahr kick)	8-79	2:20	0- 7
Colts	3 - 2:59	Turner 13 pass from Harbaugh (Blanchard kick)	8-65	4:54	7- 7
Colts	4 - 5:51	Blanchard 30 FG	9-43	3:35	10- 7

TEAM STATISTICS

	Patriots	Colts
First Downs	15	19
Rushes/Yards	26-110	31-127
Net Passing Yards	169	195
Total Net Yards	279	322
Passing (A-C-I)	37-17-3	30-20-0
Times Thrown-Yards Lost	1-17	6-30
Punts-Avg.	4-44.8	6-36.0
Fumbles/Lost	1-0	1-1
Penalties	6-40	1-10
Time of Possession	25:16	34:44

INDIVIDUAL LEADERS:

Rushing —	Patriots: Martin 24-103; Meggett 1-4; Gash 1-3
	Colts: Warren 22-90; Faulk 5-19; Harbaugh 3-17; Humphrey 1-1
Passing —	Patriots: Bledsoe 37-17-186-1-3 Sacked: 1-17
	Colts: Harbaugh 30-20-225-1-0 Sacked: 6-30
Receiving —	Patriots: Coates 4-56; Martin 3-24; Lee 3-23; Graham 2-45, 1 TD; Gash 2-17; Meggett 2-8; Brisby 1-13
	Colts: Warren 6-67; Dilger 5-74; Turner 3-33, 1 TD; Dawkins 3-32; Faulk 2-13; Humphrey 1-6

**AFC WILDCARD: Indianapolis Colts 35, San Diego Chargers 20
December 31, 1995 San Diego Jack Murphy Stadium (61,182) 1:00 p.m.**

Rookie RB-Zack Crockett rushed for a Colts playoff record 147 yards and two touchdowns to lead Indianapolis to a 35-20 win over defending AFC Champion San Diego. QB-Jim Harbaugh threw for two scores and ran for another as the Colts posted their first post-season win since 1971. Crockett entered the game with one career rush for 0 yards but was pressed into action when RB-Marshall Faulk left with a bruised knee after his first carry. Harbaugh's third-down two-yard strike to TE-Ken Dilger gave Indianapolis a 7-3 second quarter lead and was set up by Ray Buchanan's 46-yard punt return to the San Diego 27. San Diego converted six consecutive third downs en route to taking a 10-7 lead on QB-Stan Humphries six-yard strike to TE-Al Pupunu. Crockett's 33-yard jaunt put Indianapolis in front, 14-10, with 1:47 remaining in the half. San Diego reached the Colts 17, but DB-Ray McElroy's end zone interception with 0:17 remaining ended the threat. After San Diego took a 17-14 lead, Harbaugh hit WR-Sean Dawkins for 42 yards on 3rd-7 for a 21-17 advantage. Following a 30-yard K-John Carney field goal which cut the margin to 21-20, Crockett burst 66 yards for a 28-20 lead on the first play from scrimmage, the longest post-season run in club history. FS-Jason Belser's interception and 32-yard return three plays later put the Colts at the Chargers 23 with 10:26 remaining. Harbaugh hit WR-Floyd Turner for 21 yards on 3rd-18 from the 31 and rushed three yards for a score on third down three plays later for a 35-20 cushion with 6:55 remaining. Belser added another interception, and the Colts defense set a club post-season record with four interceptions. The Colts 10th win was their most since 1977. The victory marked the first time since 1988 a team playing its home games in a dome won an away playoff contest, a span of 13 games.

Colts	0	14	7	14	35
Chargers	3	7	7	3	20

Scoring Summary

SD	1 - 9:28	Carney 54 FG	9-30	3:25	0- 3
Colts	2 - 14:03	Dilger 2 pass from Harbaugh (Blanchard kick)	8-27	3:45	7- 3
SD	2 - 5:48	Pupunu 6 pass from Humphries (Carney kick)	18-68	8:15	7-10
Colts	2 - 1:47	Crockett 33 run (Blanchard kick)	8-80	4:01	14-10
SD	3 - 4:20	Jefferson 11 pass from Humphries (Carney kick)	12-90	6:50	14-17

1995 REVIEW

Colts 3 - 0:41	Dawkins 42 pass from Harbaugh (Blanchard kick)	7-81	3:39	21-17
SD 4 - 11:53	Carney 30 FG	8-55	3:48	21-20
Colts 4 - 11:28	Crockett 66 run (Blanchard kick)	1-66	0:25	28-20
Colts 4 - 6:55	Harbaugh 3 run (Blanchard kick)	6-23	3:31	35-20

TEAM STATISTICS

	Chargers	Colts
First Downs	27	20
Rushes/Yards	32-145	29-178
Net Passing Yards	284	155
Total Net Yards	429	333
Passing (A-C-I)	47-23-4	27-16-1
Times Thrown-Yards Lost	1-8	2-20
Punts-Avg.	2-54.5	5-37.4
Fumbles/Lost	0-0	2-0
Penalties	4-24	4-30
Time of Possession	31:09	28:51

INDIVIDUAL LEADERS:

Rushing—	Chargers: Hayden 18-80; Humphries 4-32; Fletcher 3-23; Means 6-11; Harmon 1-(-1)
	Colts: Crockett 13-147, 2 TD; Faulk 1-16; Harbaugh 5-10, 1 TD; Warren 10-5
Passing—	Chargers: Humphries 47-23-292-2-4 Sacked: 1-8
	Colts: Harbaugh 27-16-175-2-1 Sacked: 2-20
Receiving—	Chargers: Harmon 10-133; Martin 3-39; Jefferson 3-33, 1 TD; Pupunu 3-26, 1 TD; Fletcher 2-42; Seay 2-19
	Colts: Turner 5-64; Warren 4-45; Dawkins 2-49, 1 TD; Crockett 2-10; Dilger 2-9, 1 TD; Humphrey 1-(-2)

AFC DIVISIONAL PLAYOFF: Indianapolis Colts 10, Kansas City Chiefs 7

January 7, 1996

Arrowhead Stadium (77, 594)

3:00 p.m.

K-Lin Elliott's 42-yard field goal attempt was wide left with 0:37 remaining as Indianapolis stunned Kansas City, 10-7, to reach the AFC Championship Game. The Chiefs entered the game as the AFC's No. 1 seed after posting an NFL best 13-3 record and were the only team in the NFL to post an 8-0 home record. The Colts were playing without four starters: RB-Marshall Faulk (knee), RB-Roosevelt Potts (knee), LG-Randy Dixon (elbow) and RDT-Tony Siragusa (flu). K-Cary Blanchard's 30-yard field goal with 2:48 remaining in the third quarter provided the winning margin. Kansas City opened the scoring with a 20-yard scoring toss to WR-Lake Dawson for a 7-0 lead. The Colts countered when QB-Jim Harbaugh culminated an 18-play, 77-yard march with a five-yard third down toss to WR-Floyd Turner to knot the score at 7-7. The drive featured five third down conversions and one fourth down conversion. Harbaugh scrambled for 18 on 3rd-11 from the Colts 22, and RB-Lamont Warren rushed four yards on 4th-1 at the Kansas City 38. The Colts defense held Kansas City to 281 total net yards and had interceptions by DB-Ashley Ambrose, LB-Quentin Coryatt and DB-Eugene Daniel. Ambrose's pick at the Kansas City 48 set up the go-ahead field goal. QB-Rich Gannon relieved starting QB-Steve Bono with 4:12 remaining and marched the Chiefs 57 yards in 12 plays before Elliott's miss. The win was the 73rd for Ted Marchibroda, tying him with Don Shula for most in franchise history. The Colts became the first team since the 1992 Buffalo Bills to capture two consecutive playoff road wins. The crowd was the largest in Chiefs playoff history. Temperature at kickoff was 11 degrees with a wind chill of -9.

Colts	0	7	3	0	10
Chiefs	7	0	0	0	7

Scoring Summary

KC 1 - 0:29	Dawson 20 pass from Bono (Elliott kick)	5-62	2:28	0- 7
Colts 2 - 6:49	Turner 5 pass from Harbaugh (Blanchard kick)	18-77	8:40	7- 7
Colts 3 - 2:48	Blanchard 30 FG	9-35	4:34	10- 7

1995 REVIEW

TEAM STATISTICS	Chiefs	Colts
First Downs	15	16
Rushes/Yards	28-129	39-147
Net Passing Yards	152	102
Total Net Yards	281	249
Passing (A-C-I)	33-16-3	27-12-1
Times Thrown-Yards Lost	0-0	2-10
Punts-Avg.	4-36.8	6-36.5
Fumbles/Lost	1-1	4-0
Penalties	3-29	6-38
Time of Possession	26:46	33:14

INDIVIDUAL LEADERS:

Rushing	Chiefs:	Allen 21-94; Gannon 2-19; Anders 5-16
	Colts:	Warren 20-76; Harbaugh 9-48; Crockett 6-12; Humphrey 4-11
Passing—	Chiefs:	Bono 25-11-122-1-3 Sacked: 0-0
		Gannon 8-5-30-0-0 Sacked: 0-0
	Colts:	Harbaugh 27-12-112-1-1 Sacked: 2-10
Receiving—	Chiefs:	Anders 7-44; Dawson 4-70, 1 TD; Allen 2-21; Slaughter 2-10; Walker 1-7
	Colts:	Dawkins 4-37; Bailey 2-37; Warren 2-18; Turner 2-15, 1 TD; Crockett 2-5

AFC CHAMPIONSHIP GAME: Pittsburgh Steelers 20, Indianapolis Colts 16 January 14, 1996 Three Rivers Stadium (61,062) 12:30 p.m.

QB-Jim Harbaugh's desperation pass from the Pittsburgh 29 yard-line on the game's final play barely eluded WR-Aaron Bailey, and the Steelers advanced to the Super Bowl with a 20-16 win over the Colts. Harbaugh had marched the Colts 55 yards in nine plays including a 13-yard strike to WR-Sean Dawkins on 4th-2 from the Colts' 49. Indianapolis took a 16-13 lead with 8:46 remaining on Harbaugh's 47-yard touchdown pass to WR-Floyd Turner. Indianapolis got the ball back and managed one first down. RB-Lamont Warren was tripped up on 3rd-1 at the Colts 31 by DB-Willie Williams, and the Steelers regained possession with 3:03 remaining following a Colts punt. QB-Neil O'Donnell hit WR-Andre Hastings for nine yards on 4th-3 from the Colts 47 and found WR-Ernie Mills for 37 yards on the following play to set up RB-Bam Morris' one-yard plunge on second down that gave Pittsburgh a 20-16 lead with 1:34 remaining. The Colts were bidding to become the first team playing its home games in a domed stadium to reach the Super Bowl and were trying to become only the second team in NFL history (New England, 1985) to win three consecutive away playoff games. K-Cary Blanchard set a club postseason record with three field goals. RB-Marshall Faulk (knee) did not play for the second consecutive week.

Colts	3	3	3	7	16
Steelers	3	7	3	7	20

Scoring Summary

Colts 1 - 12:17	Blanchard 34 FG	4 - 7:15	3 - 0
P 1 - 1:50	Johnson 31 FG	11 - 40	5:53 3 - 3
Colts 2 - 12:08	Blanchard 36 FG	10 - 61	4:42 6 - 3
P 2 - 0:13	Stewart 5 pass from O'Donnell (Johnson kick)	17 - 80	7:27 6 - 10
Colts 3 - 9:57	Blanchard 37 FG	10 - 61	5:03 9 - 10
P 3 - 0:43	Johnson 36 FG	7 - 44	3:17 9 - 13
Colts 4 - 8:46	Turner 47 pass from Harbaugh (Blanchard kick)	4 - 70	2:11 16 - 13
P 4 - 1:34	Morris 1 run (Johnson kick)	8 - 67	1:29 16 - 20

TEAM STATISTICS	Steelers	Colts
First Downs	21	16
Rushes/Yards	24-80	23-83
Net Passing Yards	205	245
Total Net Yards	285	328

1995 REVIEW

Passing (A-C-I)	41-25-1	34-21-0
Times Thrown-Yards Lost	1-0	3-22
Punts-Avg.	4-38.8	4-50.0
Fumbles/Lost	0-0	1-0
Penalties	4-25	5-57
Time of Possession	29:24	30:36

INDIVIDUAL LEADERS:

Rushing—	Steelers:	Pegram 10-46; Stewart 4-12; Morris 7-9, 1 TD; Williams 1-6; Mills 1-5; O'Donnell 1-2
	Colts:	Warren 15-53; Harbaugh 6-29; Crockett 1-2; Humphrey 1-(-1)
Passing—	Steelers:	O'Donnell 41-25-205-1-1 Sacked: 1-0
	Colts:	Harbaugh 33-21-267-1-0 Sacked: 3-22 Warren 1-0-0-0-0 Sacked: 0-0
Receiving—	Steelers:	Thigpen 6-65; Williams 4-21; Morris 4-11; Mills 3-52; Hastings 3-21; Stewart 2-18, 1 TD; Holliday 1-8; Bruener 1-6; Pegram 1-3
	Colts:	Dawkins 7-96; Warren 7-37; Turner 2-55, 1 TD; Crockett 2-22; Dilger 1-30; Stablein 1-18; Bailey 1-9

NFL STADIUMS

American Football Conference

Club	Stadium	Capacity	Playing Surface
BALTIMORE	Memorial Stadium	65,000	Sportgrass
BUFFALO	Rich Stadium	80,091	AstroTurf
CINCINNATI	Riverfront Stadium	60,389	AstroTurf-8
DENVER	Denver Mile High Stadium	76,273	Grass (PAT)
HOUSTON	Astrodome	59,969	AstroTurf-8
INDIANAPOLIS	RCA Dome	60,272	AstroTurf
JACKSONVILLE	Gator Bowl	73,000	Grass
KANSAS CITY	Arrowhead Stadium	79,101	Grass
MIAMI	Joe Robbie Stadium	74,916	Grass (PAT)
NEW ENGLAND	Foxboro Stadium	60,292	Grass
N.Y. JETS	Giants Stadium	77,716	AstroTurf
OAKLAND	Oakland Alameda County Coliseum	50,000	Grass
PITTSBURGH	Three Rivers Stadium	59,600	AstroTurf
SAN DIEGO	San Diego Jack Murphy Stadium	60,794	Grass
SEATTLE	Kingdome	66,400	AstroTurf

National Football Conference

Club	Stadium	Capacity	Playing Surface
ARIZONA	Sun Devil Stadium	73,400	Grass
ATLANTA	Georgia Dome	71,280	Artificial Turf
CAROLINA	Carolinas Stadium	72,500	Grass
CHICAGO	Soldier Field	66,944	Grass
DALLAS	Texas Stadium	65,812	Texas Turf
DETROIT	Pontiac Silverdome	80,368	AstroTurf
GREEN BAY	Lambeau Field	60,790	Grass
MINNESOTA	Hubert H. Humphrey Metrodome	64,035	AstroTurf
NEW ORLEANS	Louisiana Superdome	69,056	AstroTurf
N.Y. GIANTS	Giants Stadium	78,148	AstroTurf
PHILADELPHIA	Veterans Stadium	64,899	AstroTurf-8
SAN FRANCISCO	Candlestick Park	69,497	Grass
ST. LOUIS	Busch Memorial Stadium	57,191	AstroTurf
TAMPA BAY	Houlihan's Stadium	74,321	Grass
WASHINGTON	RFK Stadium	56,454	Grass

1995 COLTS PLAYOFF STATISTICS

Date	Results	Opponent	Attendance	Rushing	No.	Yds.	Avg.	LG	TD								
12/31	W 35-20	@ San Diego	61,182	Crockett	20	161	8.1	66t	2								
1/7	W 10-7	@Kansas City	77,594	Warren	45	134	3.0	20	0								
1/14	L 16-20	@Pittsburgh	61,062	Harbaugh	20	87	4.4	18	1								
Team Statistics				Colts	Opp	Faulk	No.	Yds.	Avg.	LG	TD						
TOTAL FIRST DOWNS				52	63	Humphrey	5	10	2.0	5	0						
Rushing				21	18	COLTS	91	408	4.5	66t	3						
Passing				29	41	OPPONENTS	84	354	4.2	20	1						
Penalty				2	4	Receiving	No.	Yds.	Avg.	LG	TD						
3rd Dwn M/A/Pct				20/45/44.4	23/46/50.0	Dawkins	13	182	14.0	42t	1						
4th Dwn M/A/Pct				2/2/100.0	1/2/50.0	Warren	13	100	7.7	17	0						
TOTAL NET YARDS				910	995	Turner	9	134	14.9	47t	2						
Avg. Per Game				303.3	331.7	Crockett	6	37	6.2	12	0						
Total Plays				186	207	Bailey	3	46	15.3	24	0						
Avg. Per Play				4.9	4.8	Dilger	3	39	13.0	30	1						
NET YARDS RUSHING				408	354	Stablein	1	18	18.0	18	0						
Avg. Per Game				136.0	118.0	Humphrey	1	-2	-2.0	-2	0						
Total Rushes				91	84	COLTS	49	554	11.3	47t	4						
NET YARDS PASSING				502	641	OPPONENTS	64	649	10.1	37	4						
Avg. Per Game				167.3	213.7	Interceptions	No.	Yds.	Avg.	LG	TD						
Tackled/Yds Lost				7/52	2/8	Belser	2	68	34.0	36	0						
Gross Yards				554	649	Herrod	1	17	17.0	17	0						
Att./Completions				88/49	121/64	Daniel	1	13	13.0	13	0						
Completion Pct.				55.7	52.9	Grant	1	13	13.0	13	0						
Had Intercepted				2	8	Coryatt	1	10	10.0	10	0						
PUNTS/AVERAGE				15/40.4	10/41.1	Ambrose	1	2	2.0	2	0						
NET PUNTING AVG.				31.9	30.4	McElroy	1	0	0.0	0	0						
PENALTIES/YARDS				15/125	11/78	COLTS	8	123	15.4	36	0						
FUMBLES/BALL LOST				7/0	1/1	OPPONENTS	2	0	0.0	0	0						
TOUCHDOWNS				7	5	Punting	No.	Yds.	Avg.	TB	In20	LG	Bk.				
Rushing				3	1	Gardocki	15	606	40.4	2	3	53	0				
Passing				4	4	COLTS	15	606	40.4	2	3	53	0				
Defense/Return				0/0	0/0	OPPONENTS	10	411	41.1	2	1	65	0				
TIME OF POSSESSION				30:54	29:06	Punt Returns	No.	FC	Yds.	Avg.	LG	TD					
Score By Periods				1	2	3	4	OT	Total	Buchanan	5	2	67	13.4	46	0	
COLTS				3	24	13	21	0	61	COLTS	5	2	67	13.4	46	0	
OPPONENTS				13	14	10	10	0	47	OPPONENTS	7	4	87	12.4	33	0	
Scoring				TDR	TDP	TDR1	PAT	FG2p	S	TP	Kickoff Returns	No.	Yds.	Avg.	LG	TD	
Blanchard							7-7	4-7		19	Bailey	6	114	19.0	25	0	
Crockett				2						12	Humphrey	3	50	16.7	28	0	
Turner					2					12	Warren	2	38	19.0	22	0	
Dawkins					1					6	COLTS	11	202	18.4	28	0	
Dilger					1					6	OPPONENTS	13	295	22.7	28	0	
Harbaugh					1					6	SACKS: Colts 2.0; Opponents 7.0; Nunn 1-8; McCoy 1-0						
COLTS				3	4	0	7-7	4-7	0	0	61						
OPPONENTS				1	4	0	5-5	4-8	0	0	47						

FGS	1-19	20-29	30-39	40-49	50+	Tot.
Blanchard	0-0	0-0	4-4	0-3	0-0	4-7
COLTS	0-0	0-0	4-4	0-3	0-0	4-7
OPP.	0-0	0-0	3-5	0-2	1-1	4-8
Blanchard: () (47,30,49) (34,36,37,47)						
OPP.: (54,30) (35,39,42) (31,36,40)						

Player	Att.	Comp.	Yds.	Pct.	Avg./Att.	TD	TD%	Int.	Int.%	LG	Sacked	Rating
Harbaugh	87	49	554	56.3	6.37	4	4.6	2	2.3	47t	7/52	81.3
Warren	1	0	0	0.0	0.00	0	0.0	0	0.0	0	0/0	39.6
COLTS	88	49	554	55.7	6.30	4	4.5	2	2.3	47t	7/52	80.4
OPPONENTS	121	64	649	52.9	5.36	4	3.3	8	6.6	37	2/8	52.0

DEFENSIVE STATISTICS

PLAYER	TACKLES			SPECIAL TEAMS			- QUARTERBACK -			- PASSES -			FF
	Total	Solo	Asst	Total	Solo	Asst	Sack-Yard	Pr	Hit	Int-Yd	Def	B	
Herrod	35	11	24						1	1-17	2		1
Grant	31	14	17	1	1	0				1-13			
Coryatt	30	18	12	4	3	1			1	1-10	1		
Bennett	22	12	10						3		4		
McCoy	20	12	8				1-0	1	2				
Tate	20	6	14						1		3		
Buchanan	18	8	0						1		3		
Alberts	17	7	10	3	2	1			2				
Belser	16	8	8							2-68	1		
Siragusa	14	8	6						1	1	3		
Ambrose	13	8	5							1-2	8		
Whittington	12	5	7						1	2			
Johnson	4	3	1						2	6			
Watts	4	3	1	1	1	0							
Daniel	3	1	2								1-13	1	
McElroy	2	1	1	3	3	0					1-0		
Nunn	1	1	0				1-8	2					
Bailey				3	3	0							
Clarks				3	3	0							
Wilmot				2	2	0							
Gray				2	1	1							
McDonald				1	1	0							
Pollard				1	0	1							

1995 DEFENSIVE

TACKLES

	DEFENSIVE			SPECIAL TEAMS			QUARTERBACKS
	Total	Solo	Asst	Total	Solo	Asst	Sack-Yds
Herrod	186	83	103				
Coryatt	163	86	77	6	6	0	2.5- 5
Grant	145	68	77	6	3	3	2.0-13
Tate	129	65	64				
Belser	109	60	49	2	2	0	
Buchanan	105	68	37				1.0- 8
Bennett	83	51	32				10.5-67.5
McCoy	80	41	39				2.5-15.5
Siragusa	70	44	26				2.0-14
Whittington	57	30	27				2.0-11
Alberts	49	30	19	6	3	3	2.0- 9
Daniel	46	31	15				
Johnson	35	14	21				4.5-26
Ambrose	18	9	9	2	1	1	
McDonald	18	5	13	13	9	4	
Gray	12	7	5	20	13	7	
Watts	10	6	4	10	7	3	
Radecic	7	1	6	6	5	1	
Nunn	5	2	3				
McElroy	3	2	1	12	9	3	
Clarks				10	7	3	
Sanders				10	4	6	
Bailey				6	4	2	
Crockett				6	4	2	
Pollard				6	4	2	
Dilger				5	3	2	
Morrison				5	3	2	
Wilmot				4	3	1	
Stablein				4	2	2	
Banta				3	3	0	
Gardocki				3	2	1	
Warren				3	2	1	
Humphrey				2	2	0	
McLemore				1	0	1	

INTERCEPTIONS: Daniel 3-142; Ambrose 3-12; Buchanan 2-60; Belser 1-0; Grant 1-9; Coryatt 1-6; Watts 1-9; Gray 1-10

QUARTERBACK PRESSURES: Bennett 17; Johnson 16; McCoy 11; Alberts 8; Grant 7; Whittington 7; Coryatt 6; Siragusa 6; Tate 3; Herrod 2; Belser 1; Buchanan 1; Watts 1; Nunn 1; McElroy 1

PASSES DEFENSED: Buchanan 18; Daniel 16; Ambrose 9; Siragusa 9; Tate 9; Alberts 7; Belser 7; Coryatt 7; Herrod 5; Grant 5; Bennett 5; McCoy 1; Whittington 1; Johnson 1; Gray 1; Watts 1; McElroy 1

FORCED FUMBLES: Bennett 3; Herrod 3; Belser 2; Siragusa 2; Tate 2; Coryatt 1; McCoy 1; Whittington 1; Alberts 1; Daniel 1; Ambrose 1

FUMBLES RECOVERED: Coryatt 3; Grant 3; Belser 2; Bennett 1; Buchanan 1; Gray 1; Tate 1; Whittington 1

1995 GAME-BY-GAME - TEAM

OFFENSE

	FIRST DOWNS			NET OFF		RUSHING		PASSING			TD	Int.	PEN No.-Yds.	PUNTS No./Avg.			
	T	R	P	Pen	T	PL	T	Att	Net	Sacks					Gross	Att.	Comp.
CINCINNATI	24	9	14	1	390	79	144	31	246	4-36	282	44	28	2	3	4-64	1-55.0
@ New York Jets	25	10	12	3	361	69	122	31	239	4-25	264	34	23	2	1	5-42	1-48.0
@ Buffalo	17	5	10	2	296	66	91	28	205	5-36	241	33	19	1	0	11-112	7-43.9
ST. LOUIS	16	9	7	0	381	55	235	36	146	0-0	146	19	11	0	1	6-58	5-37.2
@ Miami	22	6	16	0	419	61	109	26	310	2-9	319	33	25	3	0	8-65	2-51.0
SAN FRANCISCO	14	4	8	2	257	53	88	34	169	1-6	175	18	12	1	1	6-43	3-48.7
@ Oakland	13	4	5	4	254	51	91	21	163	4-37	200	26	17	0	0	6-46	6-37.7
NEW YORK JETS	10	3	5	2	114	43	52	23	62	4-25	87	16	9	0	0	6-56	5-47.8
BUFFALO	16	6	9	1	319	63	100	31	219	4-29	248	28	16	0	1	4-45	5-48.0
@ New Orleans	15	5	8	2	300	47	120	26	180	1-7	187	20	15	1	0	10-95	3-42.7
@ New England	18	10	8	0	370	66	138	39	232	0-0	232	27	20	2	1	4-31	4-41.0
MIAMI	21	10	9	2	352	58	193	37	159	3-21	180	18	12	3	0	5-53	2-33.0
@ Carolina	12	5	6	1	200	61	65	25	135	7-38	173	29	14	1	2	6-48	8-42.1
@ Jacksonville	15	9	6	0	219	52	91	35	128	1-1	129	16	9	2	0	6-72	2-43.0
SAN DIEGO	24	8	14	2	365	70	89	24	276	3-9	285	43	20	1	1	9-103	3-45.0
NEW ENGLAND	19	7	10	2	322	67	127	31	195	6-30	225	30	20	1	0	1-10	6-36.0
TOTAL	281	110	147	24	4919	961	1855	478	3064	49-309	3373	434	270	20	11	97-943	63-42.6

1995 GAME-BY-GAME -- TEAM

DEFENSE

	FIRST DOWNS			NET OFF		RUSHING		Net	Sacks	PASSING		TD	Int.	PEN No.-Yds.	PUNTS No./Avg.		
	T	R	P	Pen	T	PL	T			Att	Gross					Att.	Comp.
CINCINNATI	18	6	11	1	336	57	87	23	249	34	19	1	0	5-30	4-39.0		
@ New York Jets	21	9	11	1	344	62	146	32	198	30	19	2	0	10-100	4-45.0		
@ Buffalo	17	5	9	3	261	65	60	29	201	35	19	0	0	8-50	6-37.3		
ST. LOUIS	16	2	13	1	342	63	37	16	305	45	26	2	2	10-75	4-41.5		
@ Miami	26	11	11	4	343	68	148	37	195	31	20	1	0	4-32	2-36.0		
SAN FRANCISCO	21	4	15	2	269	67	62	20	207	41	28	1	1	7-55	3-46.0		
@ Oakland	18	3	12	3	396	63	74	25	322	35	23	2	1	9-65	3-42.3		
NEW YORK JETS	19	9	8	2	241	66	101	33	140	31	19	1	1	4-35	4-38.8		
BUFFALO	12	4	7	1	324	52	80	27	244	24	15	1	0	5-51	5-43.4		
@ New Orleans	18	2	15	1	294	62	69	24	225	37	27	2	1	6-70	4-37.0		
@ New England	14	5	8	1	202	63	51	19	151	39	20	0	0	3-30	6-43.5		
MIAMI	24	7	16	1	338	63	107	23	231	36	23	4	1	13-113	2-40.5		
@ Carolina	12	3	8	1	255	62	85	27	170	35	14	0	1	5-35	7-37.0		
@ Jacksonville	27	7	16	4	424	66	126	25	298	39	26	3	1	6-55	2-42.5		
SAN DIEGO	26	8	14	4	379	73	114	32	265	40	21	2	1	10-99	3-44.0		
NEW ENGLAND	15	7	8	0	279	64	110	26	169	37	17	1	3	6-40	4-44.8		
TOTAL	304	92	182	30	5027	1016	1457	418	3570	29-169	3739	569	336	23	13	111-935	63-41.0

STATISTICS

1995 GAME-BY-GAME INDIVIDUAL RUSHING

Att-Yds-LG-TD

Opponent	Faulk	Potts	Workman	Warren	Harbaugh	Erickson
9/ 3 CIN	19 - 49 - 11 - 0	9 - 73 - 37 - 0		0 - 0 - 0 - 0	2 - 22 - 11 - 0	1 - 0 - 0 - 0
9/10 @ NYJ	21 - 81 - 18 - 0	4 - 26 - 15 - 0		2 - 2 - 2 - 0	3 - 13 - 11 - 0	1 - 0 - 0 - 0
9/17 @ Buf	15 - 47 - 14 - 1	7 - 17 - 6 - 0		2 - 5 - 4 - 0	4 - 22 - 15 - 0	DNP
10/ 1 STL	19 - 177 - 33 - 3	7 - 30 - 14 - 0		5 - 14 - 8 - 0	5 - 14 - 10 - 0	DNP
10/ 8 @ Mia	16 - 42 - 14 - 0	4 - 47 - 35 - 0		1 - 7 - 7 - 0	5 - 13 - 5 - 0	DNP
10/15 SF	20 - 61 - 8 - 0	5 - 15 - 6 - 0		5 - 8 - 10 - 0	4 - 4 - 5 - 0	DNP
10/22 @ Oak	14 - 41 - 19 - 2	2 - 30 - 33 - 0		3 - 8 - 8 - 0	2 - 12 - 11 - 0	0 - 0 - 0 - 0
10/29 NYJ	15 - 30 - 7 - 0	2 - 8 - 5 - 0		INJ	5 - 13 - 12 - 1	1 - 1 - 1 - 0
11/ 5 BUF	25 - 87 - 16 - 1	4 - 13 - 7 - 0		INJ	0 - 0 - 0 - 0	2 - 0 - 2 - 0
11/12 @ NO	17 - 98 - 30 - 1	4 - 8 - 3 - 0		INJ	2 - 10 - 9 - 0	DNP
11/19 @ NE	24 - 96 - 17 - 1	3 - 9 - 6 - 0	9 - 26 - 13 - 0	INJ	3 - 7 - 7 - 0	DNP
11/26 MIA	22 - 95 - 40 - 0	5 - 11 - 6 - 0		1 - 6 - 6 - 0	8 - 47 - 9 - 1	DNP
12/ 3 @ Car	20 - 53 - 8 - 0	2 - 5 - 4 - 0		0 - 0 - 0 - 0	2 - 5 - 7 - 0	DNP
12/10 @ Jax	22 - 54 - 19 - 1	3 - 12 - 11 - 0		6 - 12 - 9 - 1	INJ	4 - 13 - 15 - 0
12/17 SD	15 - 48 - 16 - 1	4 - 5 - 4 - 0		0 - 0 - 0 - 0	4 - 36 - 10 - 0	DNP
12/23 NE	5 - 19 - 12 - 0	INJ	INJ	22 - 90 - 42 - 0	3 - 17 - 12 - 0	DNP
TOTAL	289 - 1078 - 40 - 11	65 - 309 - 37 - 0	9 - 26 - 13 - 0	47 - 152 - 42 - 1	52 - 235 - 15 - 2	9 - 14 - 15 - 0

Justin

Humphrey

Crockett

11/12 @ NO

12/ 3 @ Car

11/12 @ NO

12/17 SD

1 - 5 - 5 - 0

1 - 1 - 1 - 0

1 - 0 - 0 - 0

12/17 SD

1 - 0 - 0 - 0

1995 GAME-BY-GAME INDIVIDUAL PASSING

Att-Comp-Yds-LG-TD-Int-Sack/Yds-Rating

Opponent	Harbaugh					Erickson									
9/ 3 CIN	13- 9-	86-	34-	1-	0-	2 / 23-	113.0	31-	19-	196-	19-	1-	3-	2 / 13-	50.7
9/10 @ NYJ	16- 11-	123-	24-	2-	0-	1 / 0-	131.0	18-	12-	141-	29-	0-	1-	3 / 25-	67.2
9/17 @ Buf	33- 19-	241-	32-	1-	0-	5 / 36-	90.6							DNP	
10/ 1 STL	19- 11-	146-	52-	0-	1-	0 / 0-	60.4							DNP	
10/ 8 @ Mia	33- 25-	319-	47-	3-	0-	2 / 9-	135.8							DNP	
10/15 SF	18- 12-	175-	42-	1-	1-	1 / 6-	93.5							DNP	
10/22 @ Oak	25- 16-	202-	52-	0-	0-	4 / 37-	89.1	1-	1-	2-	2-	0-	0-	0 / 0-	79.2
10/29 NYJ	14- 9-	87-	22-	0-	0-	1 / 4-	81.5	2-	0-	0-	0-	0-	0-	3 / 21-	39.6
11/ 5 BUF	7- 4-	75-	45-	0-	0-	2 / 10-	94.3	15-	9-	122-	39-	0-	0-	1 / 8-	86.0
11/12 @ NO	7- 5-	97-	40-	1-	0-	0 / 0-	153.3							DNP	
11/19 @ NE	26- 20-	232-	40-	2-	1-	0 / 0-	113.0							DNP	
11/26 MIA	18- 12-	180-	39-	3-	0-	3 / 21-	138.9							DNP	
12/ 3 @ Car	12- 7-	102-	33-	1-	1-	6 / 34-	79.2							DNP	
12/10 @ Jax			INU												
12/17 SD	43- 20-	285-	36-	1-	1-	3 / 9-	66.5	16-	9-	129-	27-	2-	0-	1 / 1-	122.1
12/23 NE	30- 20-	225-	36-	1-	0-	6 / 30-	100.0							DNP	
TOTAL	314-200-	2575-	52-17-	5-	36 / 219-	100.7		83- 50-	586-	39-	3-	4-	11 / 71-	73.7	
Justin															
11/ 5 BUF	6- 3-	51-	20-	0-	1-	1 / 11-	39.6								
11/12 @ NO	13- 10-	90-	19-	0-	0-	1 / 7-	95.3								
12/ 3 @ Car	17- 7-	71-	16-	0-	1-	1 / 4-	29.3								

STATISTICS

1995 GAME-BY-GAME INDIVIDUAL RECEIVING

No-Yds-LG-TD

Opponent	Dilger	Bailey	Turner	Faulk	Dawkins	Potts
9/ 3 CIN	1 - 4 - 4 - 0		5 - 44 - 17 - 0	3 - 41 - 34 - 0	3 - 24 - 14 - 0	1 - 17 - 17 - 0
9/10 @ NYJ	1 - 18 - 0 - 0	1 - 29 - 29 - 0	4 - 41 - 16 - 0	8 - 58 - 14 - 1	5 - 60 - 24 - 1	1 - 9 - 9 - 0
9/17 @ Buf	2 - 34 - 32 - 0	4 - 51 - 18 - 0	1 - 20 - 20 - 0	2 - 23 - 18 - 1	4 - 68 - 23 - 0	2 - 15 - 9 - 0
10/ 1 STL	2 - 17 - 11 - 0		0 - 0 - 0 - 0	5 - 45 - 18 - 0	1 - 7 - 7 - 0	3 - 77 - 52 - 0
10/ 8 @ Mia	4 - 92 - 38 - 0	3 - 48 - 21 - 1	6 - 82 - 47 - 2	2 - 17 - 9 - 0	7 - 77 - 16 - 0	3 - 3 - 4 - 0
10/15 SF	7 - 125 - 42 - 1		2 - 29 - 16 - 0	1 - 6 - 6 - 0	1 - 9 - 9 - 0	0 - 0 - 0 - 0
10/22 @ Oak	1 - 6 - 6 - 0	3 - 37 - 22 - 0		5 - 58 - 30 - 0	4 - 71 - 52 - 0	2 - 10 - 7 - 0
10/29 NYJ	4 - 55 - 22 - 0	2 - 21 - 15 - 0		1 - 1 - 1 - 0	1 - 19 - 19 - 0	0 - 0 - 0 - 0
11/ 5 BUF	1 - 39 - 39 - 0	3 - 87 - 45 - 0	2 - 20 - 13 - 0	5 - 36 - 15 - 0	2 - 30 - 20 - 0	0 - 0 - 0 - 0
11/12 @ NO	3 - 26 - 17 - 0	1 - 16 - 16 - 0	2 - 31 - 19 - 0	3 - 21 - 15 - 0	2 - 35 - 21 - 0	3 - 44 - 40 - 1
11/19 @ NE	5 - 31 - 8 - 1		2 - 22 - 14 - 1	8 - 71 - 26 - 0	4 - 101 - 40 - 0	1 - 7 - 7 - 0
11/26 MIA	1 - 39 - 39 - 0	2 - 43 - 34 - 0	1 - 22 - 22 - 0	5 - 38 - 12 - 1	2 - 20 - 15 - 1	1 - 18 - 18 - 0
12/ 3 @ Car	0 - 0 - 0 - 0	1 - 33 - 33 - 0	3 - 36 - 14 - 0	2 - 12 - 9 - 0	6 - 81 - 31 - 1	1 - 0 - 0 - 0
12/10 @ Jax	2 - 42 - 26 - 1	1 - 14 - 14 - 1	2 - 22 - 14 - 0	1 - 4 - 4 - 0	1 - 27 - 27 - 0	0 - 0 - 0 - 0
12/17 SD	3 - 33 - 15 - 1		2 - 29 - 17 - 0	3 - 31 - 11 - 0	6 - 123 - 36 - 0	3 - 28 - 19 - 0
12/23 NE	5 - 74 - 36 - 0		3 - 33 - 13 - 1	2 - 13 - 8 - 0	3 - 32 - 13 - 0	INJ
TOTAL	42 - 635 - 42 - 4	21 - 379 - 45 - 3	35 - 431 - 471 - 4	56 - 475 - 34 - 3	52 - 784 - 52 - 3	21 - 228 - 52 - 1

Warren

9/ 3 CIN 6-50-12-0
 9/10 @ NYJ 1- 5- 5- 0
 10/15 SF 1- 6- 6- 0
 12/ 3 @ Car 1-11-11-0

Stablein

9/ 3 CIN 1-12-12-0
 9/17 @ Buf 2-20-11-0
 10/22 @ Oak 2-18-14-0
 11/ 5 BUF 1-15-15-0
 11/12 @ NO 11/12 @ NO
 12/17 SD 1-16-16-0

HISTORY OF THE COLTS

Professional football came to Indianapolis March 28, 1984, when Colts owner Robert Irsay moved the historic NFL franchise from Baltimore to Indianapolis—the friendly heart of the midwest.

The roots of the franchise go back to December 28, 1946, when the bankrupt Miami Seahawks of the All-America Football Conference were purchased and relocated in Baltimore by a group headed by Bob Rodenberg. As the result of a contest in Baltimore, won by Charles Evans of Middle River, Md., the team was renamed the "Colts."

On September 7, 1947, wearing green and silver uniforms, the Colts under Head Coach Cecil Isbell (formerly an All-American player and coach at Purdue University) won their initial AAFC game, 16-7, over the Brooklyn Dodgers. The team concluded its inaugural season before a record Baltimore crowd of 51,583 losing to the New York Yankees, 21-7. The Colts finished the year with a 2-11-1 record good for a fourth place finish in the Eastern Division.

The Colts completed the 1948 season with a 7-8 record, tying the Buffalo Bills for the division title. The Colts compiled a 1-11 slate in 1949. The All-American Football Conference and the National Football League merged in 1950 and the Colts became a member of the NFL. After posting a 1-11 record for the second consecutive year, the franchise was dissolved by the league on January 18, 1951 because of its failing financial condition.

After two full seasons without professional football, NFL Commissioner Bert Bell challenged the franchise in December of 1952 to sell 15,000 season tickets within six weeks in order to re-enter the NFL. That 15,000-ticket quota was reached in four weeks and three days.

On January 23, 1953, under the principal ownership of Carroll Rosenbloom, the NFL's Dallas Team franchise was moved to Baltimore where, keeping the "Colts" nickname, the Texas team colors of blue and white were inherited.

Before their first NFL season, the "new" Baltimore Colts engineered one of the biggest trades in sports history. In a deal with the Cleveland Browns involving 15 players, Baltimore received 10 Browns in exchange for five Colts. Among the players who came to Baltimore in the deal were Don Shula, Bert Rechichar, Carl Taseff and Art Spinney. These players helped the Colts open the 1953 NFL season with a 13-9 upset of the Chicago Bears in a game where Bert Rechichar set a then-NFL record with a 56-yard field goal.

In 1954, the Colts hired Weeb Ewbank as head coach. Ewbank would guide the Colts for the next nine seasons (the longest tenure of any Colts head coach) and lead the club to its first divisional and world championships.

On November 30, 1958, the Colts clinched their first Western Division title with a 35-27 win over San Francisco before a record home sellout crowd of 57,557. Four weeks later, Baltimore won its first World Championship, downing the New York Giants, 23-17, in the fabled "sudden-death" overtime contest at Yankee Stadium. The Colts repeated as champion in 1959, clinching their second Western Division crown and defeating the Giants, 31-16 in Baltimore for the World Title.

In January 1963, Don Shula replaced Weeb Ewbank as the team's third head coach since 1953. During the 1963 campaign, quarterback John Unitas led the Colts offense to eight team records and set a then-NFL individual passing mark of 237 completions. The Colts won a club record eleven consecutive games in 1964, enroute to clinching their third Western Conference title and first under Shula. During that campaign, Raymond Berry caught his 506th career pass and Lenny Moore scored 20 touchdowns, both NFL records at the time. The following year, Baltimore tied Green Bay for the Western Conference title. With halfback Tom Matte quarterbacking the club because of injuries to John Unitas and Gary Cuozzo, the Colts lost a controversial 13-10 "sudden-death" playoff contest to the Packers.

Under Shula, Baltimore made its first Super Bowl appearance in 1968. The club finished first in the Coastal Division with a 13-1 mark, then defeated Minnesota, 24-14, in the Western Conference Championship game and blanked Cleveland, 34-0, for the NFL Championship. The team went on to face the American Football League Champion New York Jets in Super Bowl III, losing a 16-7 upset.

HISTORY OF THE COLTS

In May of 1969, the NFL merged with the AFL and Baltimore, Pittsburgh and Cleveland joined the old AFL teams to form the American Football Conference of the NFL. For the 1970 season, the Colts were situated in the Eastern Division of the AFC and on September 20, the club won its first AFC game, 16-14, over San Diego. In mid-December, Baltimore clinched its first Eastern Division Championship with a 20-14 win at Buffalo, then defeated Cincinnati and Oakland in the playoffs to win the AFC Championship. On January 17, 1971, the Colts defeated the Dallas Cowboys in Super Bowl V, 16-13, on Jim O'Brien's 32-yard field goal with five seconds remaining in the game.

In July, 1972, the Colts came under new ownership as Robert Irsay acquired the club from Carroll Rosenbloom in exchange for the Los Angeles Rams.

In 1974, two young Colt stars established NFL records as running back Lydell Mitchell carried the ball 40 times against the New York Jets at Shea Stadium and quarterback Bert Jones completed 17 consecutive passes against the same Jet club later in the season. Mitchell set another mark that season, winning the league pass receiving title with 72 receptions.

In 1975, Mitchell would continue his record-setting pace by becoming the first running back in Colt history to rush for 1,000 yards, gaining 1,193 yards on 289 carries.

After posting a 2-12 record in 1974, Baltimore's fortunes began to change with the hiring of Ted Marchibroda as head coach in February, 1975. Marchibroda led the Colts to three consecutive Eastern Division titles before posting back-to-back 5-11 seasons in 1978-79.

The Colts named Mike McCormack to replace Marchibroda as head coach in January, 1980. The Colts improved to a 7-9 record in 1980 before recording the worst record in club history with a 2-14 slate in 1981.

On December 21, 1981, the Colts named Frank Kush to replace McCormack as Head Coach. In addition, Club owner Robert Irsay announced the appointment of Ernie Accorsi as General Manager on May 16, 1982.

Under Kush's guidance, the Colts recorded their first winning preseason record (3-2) since 1970. After two weeks of regular season play, a players' strike resulted in the loss of seven games per team from the 1982 schedule and each team played a nine game schedule. The Colts finished the season with a record of 0-8-1.

The Colts received the first selection in the April 26, 1983 NFL draft and selected Stanford quarterback John Elway. Six days later on May 2, the Colts traded Elway to Denver in exchange for the Broncos' 1983 first round choice, offensive tackle Chris Hinton, along with quarterback Mark Herrmann and Denver's first round choice in the 1983 NFL draft.

In 1983, the Colts forged the biggest turnaround in NFL history for a team that had gone winless the previous season. The 1983 Colts were 6-4 after week 10 and then went 7-9 on the season. The Chris Hinton acquisition proved successful as the rookie earned a starting berth at offensive guard for the AFC in the Pro Bowl. The Colts' running game came together as Curtis Dickey and Randy McMillan combined for just shy of 2,000 yards rushing to rank first in the AFC and second in the NFL.

Following the 1984 season, President Robert Irsay and General Manager Jim Irsay appointed Rod Dowhower as Head Coach on January 28, 1985. Dowhower posted a 5-11 mark that season with a club which rushed for a conference-leading 2,439 yards, fifth-best in the NFL. The team averaged 5.0 yards per attempt to lead the NFL, while marking the first time in a decade that an AFC team achieved that feat.

On December 1, 1986, Ron Meyer succeeded Dowhower as Head Coach. Meyer earned a 36-35 regular season record with the club before being succeeded by Rick Venturi on October 1, 1991. Ted Marchibroda returned to the Colts as Head Coach on January 28, 1992. Marchibroda led the Colts to a 9-7 record in 1992, the second time he has guided the team to an NFL-best eight-game one season turnaround. The Colts posted a 4-12 record in 1993 and a 8-8 mark in 1994.

HISTORY OF THE COLTS

The 1995 Colts earned a 9-7 record, then posted playoff wins at San Diego and Kansas City. The team dropped a 20-16 decision at Pittsburgh in the AFC Championship Game. Marchibroda's tenure with the club ended on February 9, 1996. His 73 career victories tied Don Shula for most by a Colts head coach. Lindy Infante succeeded Marchibroda on February 15, 1996.

In more than 30 years of National Football League competition, the Colts have achieved a 310-318-7 record, including three World Championships and 10 Conference or Division titles.

The success of the Colts franchise is exemplified by the number of Colts who have been inducted into the Pro Football Hall of Fame. A total of nine Colts have been selected for enshrinement including Raymond Berry, Art Donovan, Ted Hendricks, John Mackey, Gino Marchetti, Lenny Moore, Jim Parker, John Unitas and Head Coach Weeb Ewbank.

HISTORICAL HIGHLIGHTS

- December 28, 1946** – Bankrupt Miami Seahawks franchise of All America Football Conference is moved to Baltimore. Bob Rodenberg heads purchasing group and team renamed Colts via fan contest.
- February 10, 1947** – Cecil Isbell named head coach.
- September 7, 1947** – Colts win inaugural AAFC game, defeating Brooklyn Dodgers 16-7 before 27,418 fans at Baltimore Stadium.
- September 28, 1947** – New York Yankees defeat Colts 21-7 before a then-record Baltimore crowd of 51,583. Colts place fourth in Eastern Division with 2-11-1 record, while drawing 199,661 fans.
- Spring, 1948** – Colts reorganize with over 200 stockholders. Jake Embry named president and Walt Driskill, general manager.
- December 12, 1948** – Buffalo Bills win playoff game for Eastern Division title in Baltimore 28-17 in game marked by near riot. Colts finish 7-8 under Isbell. Dick Barwegen named all-league guard and attendance totals 244,502.
- Spring, 1949** – Driskill succeeds Embry as president, while continuing as general manager.
- Fall, 1949** – Isbell fired after first four games and Driskill named coach. Team finishes seventh in Eastern Division with 1-11 record. Barwegen again named all-league.
- December 9, 1949** – National Football League and AAFC reach "peace" agreement and Colts enter NFL for 1950 season.
- December 18, 1949** – Abraham Watner named Colts' president.
- Spring, 1950** – Clem Crowe named head coach.
- December 10, 1950** – Colts conclude 1-11 season with 15-14 defeat to Yanks at Yankee Stadium. Yanks will later become the Baltimore Colts.
- January 18, 1951** – Watner withdraws franchise and is paid \$50,000 for players by NFL.
- December 3, 1952** – Commissioner Bert Bell, addressing Advertising Club, issues challenge to Colts fans to sell 15,000 season tickets in six weeks to re-enter NFL.
- December 8, 1952** – Ticket drive officially begins with quota reached in four weeks, three days.
- January 11, 1953** – Carroll Rosenbloom, with 52 percent control, heads ownership group including William F. Hilgenberg, Zanvyl Krieger, Thomas Mullan, Sr., and R. Bruce Livie.
- January 23, 1953** – Dallas Texan franchise moved to Baltimore, Don Kellett named president and general manager and Keith Molesworth, head coach.
- March 25, 1953** – Baltimore and Cleveland put together one of the biggest deals in sports history, a trade which involved 15 players. The Colts acquired 10 ex-Browns in exchange for five Colts. Players acquired by the Colts were quarterback Harry Agganis, tackle Dick Batten, end Gern Nagler,

HISTORY OF THE COLTS

halfback Bert Rechichar, guard Ed Sharkey, tackle Stu Sheetz, halfback Don Shula, end Art Spinney, halfback Carl Taseff and guard Elmer Willhoite. Going to the Browns were linebacker Tom Catlin, tackle Don Colo, guard Hershel Forrester, tackle Mike McCormack and halfback John Pettibon.

- September 27, 1953** – Colts upset Chicago Bears 13-9 in NFL opener at Memorial Stadium before 23,715 fans.
- Spring, 1954** – Weeb Ewbank named head coach.
- October 1, 1955** – Alan Ameche rushed 21-153 against Detroit to become first NFL rookie to rush for 100+ yards in first two career games. Ameche had 194-yard rushing debut 9/25/55 vs. Chicago.
- February 4, 1957** – Carroll Rosenbloom named president.
- November 2, 1958** – Colts record club's first shutout, 56-0 over Green Bay Packers, to win sixth straight game and also set club record for largest margin of victory.
- November 16, 1958** – Colts defeat Chicago 17-0, marking first shutout for Bears in 149 games.
- November 30, 1958** – Colts clinch first Western Division title 35-27 over San Francisco before second straight record home sellout crowd of 57,577.
- December 28, 1958** – Colts defeat New York Giants 23-17 at Yankee Stadium in "sudden death" game for World Championship.
- December 12, 1959** – Colts score 24 fourth quarter points to rally from 10-point deficit and defeat Los Angeles 45-26 at the Coliseum for second Western Division championship.
- December 27, 1959** – Colts beat New York Giants 31-16 in Baltimore for second straight World Championship.
- December 11, 1960** – Touchdown passing streak by John Unitas snapped by Los Angeles at NFL record 47 games.
- January 8, 1963** – Don Shula relieves Weeb Ewbank as team's third head coach since 1953. Gino Marchetti and Bill Pellington later named first player-coach.
- December 15, 1963** – John Unitas concludes season with eight team and one then-NFL record of 237 completions.
- January 20, 1964** – Carroll Rosenbloom purchases all remaining stock to gain full ownership.
- November 22, 1964** – Colts win club record 10th straight game, 24-7 over Rams in Los Angeles, to clinch third Western Conference title.
- December 13, 1964** – Raymond Berry catches 506th career pass against Washington and Lenny Moore scores 20th touchdown of season, both NFL records at the time.
- December 27, 1964** – Browns defeat Colts 27-0 in NFL title game in Cleveland.
- December 26, 1965** – Packers edge Colts 13-10 in "sudden death" playoff for Western Conference crown. Tom Matte quarterbacks club in absence of injured John Unitas and Gary Cuozzo.
- June 8, 1966** – NFL and American Football League announce merger for 1970.
- January 23, 1967** – Don Kellest retires and Joe Campanella succeeds as general manager.
- February 15, 1967** – Joe Campanella, Colts GM passes away.
- March 17, 1967** – Publicity Director Harry Hulmes named general manager.
- November 5, 1967** – Colts score two late touchdowns to defeat world champion Packers 13-10 and snap five-game series losing string.
- December 17, 1967** – Unbeaten in 13 games (11-0-2), Colts drop final game of season in Los Angeles 34-10 to miss playoffs.
- August 3, 1968** – Art Donovan becomes first Colt to be included into Pro Football Hall of Fame.
- December 8, 1968** – Colts win Coastal Division title by virtue of Chicago's 17-16 win over Los Angeles. Colts defeated Green Bay 16-3 day before.

HISTORY OF THE COLTS

- December 22, 1968** – Colts defeat Minnesota 24-14 for Western Conference crown.
- December 29, 1968** – Colts shutdown Cleveland 34-0 for NFL championship and first title since 1958-59.
- January 12, 1969** – New York Jets defeat Colts 16-7 in Super Bowl III at Orange Bowl.
- May 17, 1969** – Baltimore, Pittsburgh, and Cleveland join old AFL teams to form American Football Conference as NFL realigns.
- January 6, 1970** – Don Klosterman named general manager.
- April 3, 1970** – Don McCafferty succeeds Don Shula as head coach. Shula quit to become head coach of Miami Dolphins.
- September 20, 1970** – Baltimore wins first AFC game, 16-14 over San Diego, in realigned NFL.
- December 13, 1970** – Colts clinch Eastern Division championship with 20-14 win at Buffalo.
- December 26, 1970** – Colts win AFC Divisional Playoff game with Cincinnati Bengals, 17-0.
- January 3, 1971** – Colts defeat Oakland 27-17 to win AFC Championship.
- January 17, 1971** – Colts win first AFC-NFC Super Bowl 16-13 over Dallas on Jim O'Brien's 32-yard field goal with five seconds to play at Orange Bowl.
- March 18, 1971** – Steve Rosenbloom named president and Carroll Rosenbloom, chairman of the board.
- January 2, 1972** – Miami defeats Baltimore 21-0 in AFC title game at Orange Bowl. Colts qualified for playoffs as wild card team and defeated Cleveland 20-3 in AFC playoffs.
- July 26, 1972** – Robert Irsay acquires Colts from Carroll Rosenbloom in exchange for Los Angeles Rams. Joe Thomas named Vice President and General Manager.
- July 29, 1972** – Gino Marchetti inducted into Pro Football Hall of Fame, joining Art Donovan.
- October 16, 1972** – John Sandusky replaced Don McCafferty as head coach after fifth game of season.
- January 22, 1973** – John Unitas goes to San Diego.
- February 14, 1973** – Howard Schnellenberger named head coach.
- July 28, 1973** – Raymond Berry and Jim Parker inducted into Pro Football Hall of Fame.
- September 29, 1974** – Joe Thomas replaces Howard Schnellenberger as head coach.
- October 20, 1974** – Lydell Mitchell establishes NFL single game record of 40 carries (156 yards) in 35-20 win over New York Jets at Shea Stadium.
- December 15, 1974** – Bert Jones completes NFL record 17 consecutive passes and Lydell Mitchell wins league pass catching title with 72 receptions, record then for running backs.
- January 15, 1975** – Ted Marchibroda named head coach.
- August 2, 1975** – Lenny Moore inducted into Pro Football Hall of Fame.
- December 7, 1975** – Lydell Mitchell rushes 119 yards against New York Giants at Shea Stadium to become first Colt running back to rush for 1,000 yards in a season.
- December 14, 1975** – Colts defeat Miami 10-7 on Toni Linhart's 31-yard field goal with 2:16 left to play in overtime.
- December 21, 1975** – Colts complete greatest turnaround season in NFL history with ninth straight win, defeating New England 34-21 at Memorial Stadium to finish 10-4 and win Eastern Division title.
- December 12, 1976** – Baltimore for the second consecutive year captured the AFC Eastern Division Championship after defeating Buffalo 58-20 in last home game of regular season.

HISTORY OF THE COLTS

- January 25, 1977** – Colts name Dick Szymanski, former Club director of Pro Personnel as General Manager; Ernie Accorsi, a former Colt PR Director, named to the post of Assistant General Manager.
- November 20, 1977** – Lydell Mitchell breaks Lenny Moore's career rushing record of 5174 yds. Mitchell ended the season with 5487 yards.
- December 18, 1977** – Colts defeat New England in the season finale 30-24 to clinch their third consecutive AFC Eastern Divisional title with a 10-4 record. The Colts winning TD came on a 88-yard drive, the longest in Colts history.
- July 29, 1978** – Weeb Ewbank inducted into the Pro Football Hall of Fame.
- July 28, 1979** – John Unitas inducted into the Pro Football Hall of Fame.
- December 16, 1979** – Joe Washington sets team record with 82 receptions to lead NFL.
- January 16, 1980** – Mike McCormack named Head Coach.
- September 1, 1981** – Randy McMillan rushed for 146 yards in rookie debut at New England, joining Alan Ameche as only Colts with 100+ debuts.
- December 21, 1981** – Frank Kush named Head Coach.
- May 16, 1982** – Ernie Accorsi named General Manager.
- September 20, 1982** – After two weeks of regular season play, the NFL Players Association called a players' strike at 12:00 midnight (ET). It was the first in-season work stoppage in league history. The regular season returned on Sunday and Monday, November 20-21. Eight weekends of the 16-week regular season were not played as scheduled. A ninth weekend of 14 games was rescheduled and played on Sunday and Monday, January 2-3, 1983. A total of 98 games were erased by the strike.
- April 26, 1983** – Colts select Stanford QB-John Elway with the first pick in the 1983 NFL Draft.
- May 2, 1983** – Colts trade John Elway to Denver in exchange for Broncos' 1983 number one draft choice, OT-Chris Hinton, along with QB-Mark Herrmann and Denver's first round selection in the 1984 NFL draft.
- December 18, 1983** – Colts complete season at 7-9, marking the biggest turnaround in NFL history for a team that had gone winless the previous season.
- March 28, 1984** – Colts in Indianapolis
- April 18, 1984** – Indianapolis Colts tickets offered for sale. Overwhelming response yields 143,000 season ticket requests in two weeks.
- April 26, 1984** – Jim Irsay named general manager.
- December 13, 1984** – Hal Hunter named interim head coach.
- January 28, 1985** – Rod Dowhower named head coach.
- August 23, 1985** – Colts moved into new training complex in Indianapolis.
- April 19, 1986** – More than 10,000 fans visit Colts training complex during first-ever public open house.
- December 1, 1986** – Ron Meyer named head coach.
- September 22, 1987** – As in 1982, two weeks into the regular season the NFL Players Association called a players strike. The strike lasted 24 days, from September 22 to October 15. The 14 NFL games scheduled for the weekend of September 27-28 were canceled because of the strike. The League schedule resumed October 4-5 with replacement teams. Replacement teams played for three weekends (October 4-5, October 11-12, October 18-19) before regular players resumed play late weekend of October 25-26.
- October 31, 1987** – Colts obtain Eric Dickerson from the Los Angeles Rams in a trade also involving Buffalo. The Colts sent Cornelius Bennett to the Bills, while the Rams received six draft picks and two players.
- December 27, 1987** – Colts clinch AFC Eastern Division title with 24-6 home victory over Tampa Bay.
- October 31, 1988** – Colts defeated Denver, 55-23, in first Monday Night Game in Indianapolis. Eric Dickerson rushed for a club-record four touchdowns.

HISTORY OF THE COLTS

- December 18, 1988** – Eric Dickerson rushed for 166 yards in a 17-14 win over Buffalo, winning the NFL rushing title with 1,659 yards. He joined Alan Ameche (1955) as the only Colts to be a NFL leading rusher. Dickerson also set a club record by accounting for 41.8 percent of the team's seasonal net yardage.
- April 20, 1990** – Colts trade OT-Chris Hinton, WR-Andre Rison and draft picks to Atlanta for first pick in 1990 NFL Draft, then select QB-Jeff George.
- August 4, 1990** – Ted Hendricks inducted into Hall of Fame.
- October 1, 1991** – Rick Venturi succeeded Ron Meyer as head coach.
- January 28, 1992** – Ted Marchibroda named head coach.
- August 1, 1992** – John Mackey inducted into Hall of Fame.
- April 26, 1992** – Colts select DT-Steve Emtman and LB-Quentin Coryatt as first two players taken in NFL Draft, marking only the second time (Cardinals, 1958) in NFL history that a team owned the first two draft picks.
- December, 1992** – Colts 9-7 record marks eight-game seasonal improvement, tying best turnaround in NFL history.
- January 7, 1994** – Bill Tobin joined Colts as Vice President and Director of Football Operations.
- September 11, 1994** – Marshall Faulk rushed for 104 yards at Tampa Bay, becoming one of only seven players in NFL history (also Colts' Alan Ameche in 1955) to top 100 rushing yards in first two rookie games. Faulk rushed for 143 yards 9/2 vs. Houston to join Ameche and Randy McMillan (1981) as only Colts to have a 100+ rookie debut.
- February 5, 1995** – Marshall Faulk rushed for Pro Bowl record 180 yards (49t rush also a Pro Bowl longest scoring rush) in winning MVP honors. Faulk joins Bert Rechichar, Gene Lipscomb, John Unitas and Gino Marchetti as Colts Pro Bowl MVPs.
- September 10, 1995 and October 8, 1995** – Colts post 27-24 overtime wins at the New York Jets and Miami, with both victories coming after 24-3 deficits. K-Mike Cofer's 52-yard field goal, the longest overtime-deciding kick in NFL history, topped the Jets. QB-Jim Harbaugh's three TD passes tied the Miami game, and K-Cary Blanchard's 27-yard kick won it. The 21-point comeback wins tied a club record for biggest deficit overcome in victory.
- December 23, 1995** – Colts top New England, 10-7, to capture playoff berth. QB-Jim Harbaugh ended year with NFL-best 100.7 rating to become club's first ratings champion since John Unitas (1958, 1965)
- January 14, 1996** – Colts drop last-second 20-16 thriller at Pittsburgh for AFC Championship. The Colts reached the title game with playoff wins at San Diego, 35-20, and Kansas City, 10-7.
- February 15, 1996** – Lindy Infante named head coach.

HALL OF FAME COLTS

RAYMOND BERRY WR 6-2 187 SMU

(Colts: 1955-67, Inducted: 1973)



Was 631-9,275, 68 TDs receiving for career and retired as NFL's all-time reception leader . . . was All-Pro and led NFL in receptions from 1958-60 and played in 5 Pro Bowls . . . was 12-178 receiving in 1958 NFL Championship win over the New York Giants . . . member of NFL's 75th Anniversary Team . . . born on February 27, 1933 in Corpus Christi, Texas . . . jersey number 82 retired.

ART DONOVAN DT 6-3 265 Boston College

(Colts: 1953-61, Inducted: 1968)



First Colt HOF inductee who also played with Baltimore (1950), the New York Yanks (1951) and Dallas Texans (1952) . . . was All-Pro from 1954-57 and played in 5 Pro Bowls . . . one of most popular Colts ever . . . born on June 5, 1925 in the Bronx, New York . . . jersey number 70 retired.

WEEB EW BANK (Head Coach 1954-62, Inducted: 1978)



Led the Colts to World Championships in 1958 and 1959 . . . had 59-52-1 mark in club-record 9 seasons as head coach . . . led New York Jets to Super Bowl III win over Colts to become the only coach to post NFL and AFL Championships . . . career mark was 130-129-7 during 20 seasons . . . born on May 6, 1907 in Richmond, Indiana.

TED HENDRICKS LB 6-7 215 Miami

(Colts: 1969-73, Inducted: 1990)



Retired in 1983 as NFL leader with 215 consecutive games played (70 as Colt) . . . was four-time All-Pro pick who appeared in 8 Pro Bowls . . . was all-conference 3 times as Colt and 8 times for career (1969-83) . . . member of Colts' Super Bowl V squad . . . member of NFL's 75th Anniversary Team . . . had 25 career blocked kicks . . . born on November 1, 1947 in Guatemala City, Guatemala.

HALL OF FAME COLTS

JOHN MACKEY TE 6-2 224 Syracuse

(Colts: 1963-71, Inducted: 1992)



Only the second HOF tight end inductee . . . was 331-5,236, 28 TDs for Colts . . . punishing blocker with speed . . . was All-Pro from 1966-68 and selected to 5 Pro Bowls, the first after his rookie season . . . had 75t reception in Super Bowl V victory over Dallas . . . member of NFL's 50th Anniversary Team . . . born on September 21, 1941 in Queens borough of New York City.

GINO MARCHETTI DE 6-4 245 San Francisco

(Colts: 1953-64, 66, Inducted: 1972)



Acclaimed as greatest DE in pro football history during induction to NFL's 50th Anniversary Team in 1969 and named to 75th Anniversary Team . . . tabbed All-Pro from 1956-64 . . . tabbed to Pro Bowl from 1954-64, missing only the 1959 Pro Bowl following injured ankle from 1958 NFL Championship win over the New York Giants . . . retired initially prior to 1964 season, but returned then and in 1966 . . . born on January 2, 1927 in Smithers, West Virginia . . . jersey number 89 retired.

LENNY MOORE RB/FL 6-1 190 Penn State

(Colts: 1956-67, Inducted: 1975)



Retired 9th all-time with 12,451 combined yards . . . is club's career leading rusher with 1,069-5,174, 63 TDs rushing . . . was 363-6,039, 48 TDs receiving in 143 career games . . . had 678 career points on 113 TDs . . . set NFL records with TDs in 18 consecutive games and 11 consecutive via the rush . . . was 1956 Rookie of the Year and 1964 Comeback Player of the Year (20 TDs) . . . was All-Pro from 1958-61, 64 and played in 6 Pro Bowls . . . born November 25, 1933 in Reading, Pa . . . jersey number 24 retired.

JIM PARKER G/T 6-3 272 Ohio State

(Colts: 1957-67, Inducted: 1973)



Member of the Professional and National Football Foundation HOF . . . named to modern all-time All-America collegiate team in 1969 . . . was All-Pro and played in Pro Bowl from 1958-65 (8 consecutive years) . . . played in 139 consecutive games and into 1967 season before retiring . . . named to NFL's 75th Anniversary Team . . . born April 8, 1934 in Macon, Georgia . . . jersey number 77 retired.

HALL OF FAME COLTS

JOHN UNITAS QB 6-1 196 Louisville
(Colts: 1956-72, Inducted: 1979)



Ended 18-year career as NFL leader for passes attempted (5,186), completed (2,830), yards gained (40,239), most seasons 3,000+ yards (3), most games with 300+ yards (26) and most touchdown passes (290) . . . had 62.9 post-season completion pct. and gained 1,177 yards in championship play . . . only Colt to serve on 1958, 1959 and 1970 Championship teams . . . NFL records included most consecutive seasons leading NFL in TD passes (4) and most consecutive games with a scoring pass (47), one of sport's most remarkable feats . . . in 17 seasons with club set 22 records . . . was NFL MVP 3 times, played in 10 Pro Bowls (a Colt record) and was All Pro from 1958-59, 65, 67 . . . member of NFL's 75th Anniversary Team . . . born on May 7, 1933 in Pittsburgh, Pa . . . jersey number 19 retired.

RETIRED COLTS JERSEYS

19	Johnny Unitas	70	Art Donovan
22	Buddy Young	77	Jim Parker
24	Lenny Moore	82	Raymond Berry
	89	Gino Marchetti	

THE FAMILY TREE

Franchise Years	Club Name	Home Field
1944-48	Bost Yanks (Founded by Kate Smith and Ted Collins)	Fenway Park
1949	New York Bulldogs	Polo Grounds
1950-51	New York Yanks	Yankee Stadium 1952
Dallas Texans	Cotton Bowl	
1953-83	Baltimore Colts	Memorial Stadium
1984-	Indianapolis Colts	Hoosier/RCA Dome

COLTS ALL-TIME HONORS

ALL-PRO AND ALL-NFL TEAMS

(Hyphen designates first-team, second-team or honorable mention)
(LEGEND: AP-Associated Press; UPI-United Press International; NEA-Newspaper Enterprise Association; FD-Football Digest; NYN-New York (Daily) News; SN-Sporting News; FN-Football News; PFW-Pro Football News; PFWA-Pro Football Writer's Association; CPFN-College and Pro Football Newsweekly; USA-USA Today; HOF-Pro Football Hall of Fame)

LB-Alex Agase	AP-HM (1953), UPI-HM (1953)
K-Raul Allegre	NEA-2 (1983), FD-2 (1983)
RB-Alan Ameche	AP-1 (1955), UPI-1 (1955), SN-1 (1955), NYN-1 (1955), NEA-2 (1955,56,58), AP-2 (1956,58,59), UPI-2 (1958), NYN-2 (1956,58,59)
DT-Mike Barnes	NYN-1 (1977)
OG-Dick Barwegan	AP-HM (1953)
WR-Raymond Berry	AP-1 (1958-60), UPI-1 (1958-60), NEA-1 (1958-60), NYN-1 (1958-60), AP-2 (1957,65), UPI-2 (1961), NEA-2 (1961), NYN-2 (1965), AP-HM (1963), UPI-HM (1963,66)

COLTS ALL-TIME HONORS

K-Dean Biasucci	USA-1 (1987), SN-1 (1988), NYN-1 (1988), AP-2 (1987,88), NEA-2 (1987), CPFN-2 (1987), FD-2 (1987)
LB-Duane Bickett	USA-1 (1987), AP-2 (1987), NEA-2 (1987), AP-HM (1988)
DB-Lyle Blackwood	AP-2 (1977)
DB-Bobby Boyd	AP-1 (1964,65,68), UPI-1 (1964-66,68), NEA-1 (1965), NYN-1 (1964,65,68), FN-1 (1964,65,67,68), PFWA-1 (1966,68), AP-2 (1966), NYN-2 (1966), UPI-2 (1967), UPI-HM (1962), NEA-HM (1962), AP-HM (1963)
DE-Ordell Braase	NYN-2 (1960,65,67), AP-2 (1966,67), UPI-2 (1966,67), NEA-2 (1967), FN-2 (1967), UPI-HM (1960,65)
DB-Ray Buchanan	AP-HM (1994)
LB-Joe Campanella	AP-HM (1955)
WR-Roger Carr	NYN-1 (1976), AP-2 (1976), PFWA-2 (1976), NEA-2 (1976)
DE-Fred Cook	NYN-1 (1975)
C-Bill Curry	AP-2 (1969), UPI-2 (1969), NEA-2 (1971), FN-2 (1971), PFWA-2 (1971), PFW-HM (1969)
LB-Mike Curtis	AP-1 (1968), UPI-1 (1968), NYN-1 (1968), FN-1 (1968,74), PFWA-1 (1968), PFW-1 (1968), NEA-2 (1968,69), NYN-2 (1969), FN-2 (1971)
DB-Milt Davis	AP-1 (1957), UPI-2 (1957,59), NYN-2 (1957,59), NEA-2 (1959)
RB-Eric Dickerson	AP-1 (1987,88), PFWA-1 (1987,88), NEA-1 (1987,88), SN-1 (1987,88), CPFN-1 (1987), USA-1 (1987,88), FD-1 (1987,88), PFW-1 (1987,88), CPFN-2 (1988)
C-Ray Donaldson	NYN-1 (1987), CPFN-1 (1988), AP-2 (1987), NEA-2 (1987,88), FD-2 (1987), AP-HM (1985,86,88)
DT-Art Donovan	AP-1 (1954-57), UPI-1 (1954,55,57), NEA-1 (1955-57), SN-1 (1955), NYN-1 (1955,57,58), NYN-2 (1954,56), SN-2 (1954), UPI-2 (1956,58), AP-2 (1958,60), NEA-2 (1958)
DE-John Dutton	AP-1 (1976), NYN-1 (1976), AP-2 (1975), FN-2 (1975), PFWA-2 (1975,76)
C-Brad Ecklund	NYN-2 (1953)
DT-Joe Ehrmann	PFWA-2 (1976)
RB-Marshall Faulk	AP-2 (1994,95), CPFN-2 (1994), FD-2 (1994)
DT-Tom Finnin	AP-HM (1955)
LB-Dennis Gaubatz	FN-1 (1965), UPI-HM (1965)
QB-Jim Harbaugh	FD-2 (1995)
LB-Ted Hendricks	AP-1 (1971), NEA-1 (1971), FN-1 (1971), PFWA-1 (1971), PFW-1 (1971), AP-2 (1972), NEA-2 (1972,73)
LB-Jeff Herrod	AP-HM (1990,92)
OT-Chris Hinton	NYN-1 (1985), SN-1 (1987), FD-1 (1987), AP-2 (1985,89), NEA-2 (1985,88,89), FD-2 (1985), CPFN-2 (1987), AP-HM (1986,88)
QB-Bert Jones	AP-1 (1976), PFWA-1 (1976), NEA-1 (1976), FN-1 (1976), NYN-1 (1976), AP-2 (1977), NEA-2 (1977)
HB-Tom Keane	AP-1 (1953), UPI-1 (1953), NYN-1 (1953), UPI-HM (1954)
OT-George Kunz	AP-1 (1975), FN-1 (1975), PFW-1 (1975), PFWA-2 (1975,76), AP-2 (1976,77), NEA-2 (1976,77)
OG-Bill Lange	NYN-2 (1953)
P-David Lee	HOF-1 (1969), PFWA-1 (1969), NEA-1 (1969), PFW-1 (1969), PFWA-2 (1970)
K-Toni Linhart	NYN-1 (1976)
DT-Gene Lipscomb	AP-1 (1958,59), UPI-1 (1958,59), NEA-1 (1958,60,61), NYN-1 (1958-60), NEA-2 (1959), UPI-HM (1960)
DB-Jerry Logan	UPI-2 (1964), PFWA-2 (1968)
TE-John Mackey	AP-1 (1966-68), UPI-1 (1966,68), NEA-1 (1966-68), NYN-1 (1966-68), PFWA-1 (1966,68), FN-1 (1968), PFW-1 (1968), UPI-2 (1967), FN-2 (1967), UPI-HM (1963,65)
DE-Gino Marchetti	NEA-1 (1956-64), AP-1 (1957-62,64), UPI-1 (1957-62,64), NYN-1 (1958-61,64), FN-1 (1962,64), NEA-2 (1955), NYN-2 (1955,56,63), AP-2 (1956,63), UPI-2 (1956,63), AP-HM (1954,55), UPI-HM (1954)

COLTS ALL-TIME HONORS

RB-Tom Matte	NEA-2 (1969)
LB-Vernon Maxwell	CPFN-2 (1984)
DT-Fred Miller	NEA-2 (1967), UPI-2 (1968), NYN-2 (1968), PFWA-2 (1968)
RB-Lydell Mitchell	CPFN-1 (1975), AP-2 (1976,77), NYN-2 (1976)
RB-Lenny Moore	AP-1 (1958-61,64), UPI-1 (1958,60,61,64), NEA-1 (1958-61,64), NYN-1 (1958-61,64), FN-1 (1964), NYN-2 (1956), UPI-2 (1957,59), NEA-2 (1957)
QB-Earl Morrall	AP-1 (1968), UPI-1 (1968), NEA-1 (1968), NYN-1 (1968), FN-1 (1968), PFWA-2 (1968)
TE-Jim Mutscheller	UPI-2 (1957), NEA-2 (1957), NYN-2 (1957)
DB-Andy Nelson	NYN-1 (1958), AP-1 (1959), AP-2 (1958), UPI-2 (1958,59), NEA-2 (1958), UPI-HM (1960,62), NEA-HM (1960)
C-Buzz Nutter	UPI-HM (1960)
LB-Cliff Odom	CPFN-2 (1987)
WR-Jimmy Orr	AP-1 (1965), NEA-1 (1965), UPI-2 (1965), NYN-2 (1965)
OT-Jim Parker	AP-1 (1958-65), UPI-1 (1958-60,64,65), NEA-1 (1958-65), NYN-1 (1958-61,64,65), FN-1 (1962,64,65), UPI-2 (1961-63), NYN-2 (1963,66), UPI-HM (1966)
LB-Bill Pellington	NEA-2 (1958-60,64), UPI-2 (1962), AP-2 (1964), UPI-HM (1960), NEA-HM (1961,62)
OT-George Preas	AP-2 (1964), UPI-2 (1964)
DB-Bert Rechichar	NEA-1 (1955), NYN-1 (1955), UPI-2 (1953,55), NYN-2 (1953), AP-HM (1953,55), UPI-HM (1954)
OG-Glenn Ressler	NYN-2 (1968), FN-2 (1968)
WR-Willie Richardson	AP-1 (1967), UPI-2 (1967), NEA-2 (1967), NYN-2 (1967), FN-2 (1967), PFWA-2 (1968)
WR-Paul Salata	AP-HM (1950)
DB-John Sample	NYN-2 (1960)
OG-Alex Sandusky	AP-2 (1964), UPI-2 (1964), NYN-2 (1964), UPI-HM (1958,65)
QB-George Shaw	AP-HM (1955)
LB-Don Shinnick	UPI-2 (1959), UPI-HM (1960,62), AP-HM (1963)
DT-Billy Ray Smith	AP-2 (1968)
DE-Bubba Smith	FN-1 (1970,71), AP-1 (1971), NEA-1 (1971), PFWA-1 (1971), PFW-1 (1971), AP-2 (1968), UPI-2 (1968), NYN-2 (1968), PFWA-2 (1968,70)
OG-Ron Solt	NEA-1 (1987), CPFN-1 (1987), FD-1 (1987), AP-2 (1987)
OG-Art Spinney	UPI-1 (1959), NYN-1 (1959), NYN-2 (1957), AP-2 (1958,59), UPI-2 (1958), NEA-2 (1958-60), UPI-HM (1960)
P-Rohn Stark	AP-1 (1983), FD-1 (1983), NEA-1 (1985,86,92), CPFN-1 (1992), SN-1 (1992), FD-1 (1992), NEA-2 (1983,84,90), CPFN-2 (1984,86), AP-2 (1985,86,90,92), AP-HM (1993)
HB-Billy Stone	AP-HM (1950)
LB-Steve Stonebreaker	NYN-1 (1965), UPI-2 (1964,65), NYN-2 (1964)
C-Dick Szymanski	UPI-2 (1955), NYN-2 (1955), FN-2 (1967), AP-HM (1955,63), UPI-HM (1965)
RB-George Taliaferro	AP-HM (1953)
DB-Carl Taseff	AP-2 (1958), UPI-2 (1958), UPI-HM (1959)
QB-John Unitas	NEA-1 (1957-59,64,65,67), AP-1 (1958,59,64,65,67), UPI-1 (1958,59,64,65,67), NYN-1 (1958,59,64,65,67), FN-1 (1964,67), AP-2 (1957,63), UPI-2 (1957,60,63), NYN-2 (1957,60,63), NEA-2 (1960,63)
PR-Clarence Verdin	PFW-1 (1990), CPFN-2 (1990), AP-HM (1990,92)
OT-Bob Vogel	NEA-1 (1964,65,67), NYN-1 (1965,68), UPI-1 (1968), FN-1 (1968), PFWA-1 (1968), AP-2 (1965,68), UPI-2 (1965,69), NEA-2 (1968), NYN-2 (1969), UPI-HM (1966)
DB-Rick Volk	NEA-1 (1968,71), PFWA-1 (1968,71), AP-1 (1971), FN-2 (1967), UPI-2 (1968), NEA-2 (1969)
LB-Stan White	FN-1 (1975), NYN-1 (1977)
OT-Will Wolford	AP-HM (1994)

COLTS ALL-TIME HONORS

ALL-CONFERENCE SELECTIONS

K-Raul Allegre	UPI-2 (1983)
RB-Alan Ameche	SN (1956)
DT-Mike Barnes	UPI-2 (1977), SN (1977)
WR-Raymond Berry	SN (1957-60)
K-Dean Biasucci	UPI-1 (1987), PFW (1987), FN (1987)
LB-Duane Bickett	UPI-1 (1987), PFW (1987), FN (1987), UPI-2 (1988)
DB-Lyle Blackwood	UPI-HM (1977)
DB-Bobby Boyd	SN (1967-68)
DB-Ray Buchanan	UPI-2 (1994)
RB-Norm Bulaich	UPI-2 (1970)
WR-Roger Carr	AP-1 (1976), UPI-2 (1976), SN (1976), PFW (1976), NYN (1976)
TE-Kerry Cash	FN (1992)
TE-Raymond Chester	UPI-HM (1975)
OG-Elmer Collett	UPI-HM (1976)
DE-Fred Cook	NYN (1975), UPI-2 (1976,77), SN (1977)
C-Bill Curry	UPI-HM (1970,72), AP-1 (1971), UPI-1 (1971), PFW (1971), SN (1971)
LB-Mike Curtis	SN (1969), UPI-2 (1970,71,74), UPI-HM (1972)
DB-Eugene Daniel	FN (1985)
DB-Milt Davis	SN (1957)
RB-Eric Dickerson	UPI-1 (1987,88), PFW (1987,88), FN (1987,88)
C-Ray Donaldson	UPI-2 (1986-89), PFW (1988), FN (1988,89)
DT-Art Donovan	SN (1956,57)
DE-John Dutton	AP-1 (1975,76), UPI-2 (1975), SN (1975,76), UPI-1 (1976,77), PFW (1976,77), NYN (1976)
DT-Joe Ehrmann	UPI-HM (1975,77), UPI-1 (1976), NYN (1976)
RB-Marshall Faulk	UPI-1 (1994), PFW (1994), FN (1994), UPI-2 (1995)
QB-Jim Harbaugh	UPI-1 (1995), PFW (1995), FN (1995)
LB-Ted Hendricks	UPI-HM (1970), AP-1 (1971-73), UPI-1 (1971,72), SN (1971), PFW (1971), UPI-2 (1973)
LB-Jeff Herrod	UPI-2 (1990), FN (1990)
OT-Chris Hinton	UPI-2 (1983,87,88), PFW (1983,86,87,89), UPI-1 (1985,86,89), FN (1986)
WR-Eddie Hinton	UPI-HM (1970)
QB-Bert Jones	UPI-2 (1975,77), AP-1 (1976), UPI-1 (1976), NYN (1976)
OT-George Kunz	AP-1 (1975,76), UPI-1 (1975-77), SN (1975-77), PFW (1975-77), NYN (1975,76)
DB-Bruce Laird	UPI-HM (1980), PFW (1980), NYN (1980)
P-David Lee	SN (1966,69)
K-Toni Linhart	UPI-1 (1976), SN (1976), PFW (1976), NYN (1976), UPI-2 (1977)
DT-Gene Lipscomb	SN (1958,60)
DB-Jerry Logan	AP-1 (1970), UPI-1 (1970), SN (1971), UPI-2 (1971)
DT-Gino Marchetti	SN (1956-59,61-64)
TE-John Mackey	SN (1966-68), UPI-HM (1970)
RB-Tom Matte	SN (1969)
LB-Ray May	UPI-HM (1971)
RB-Lydell Mitchell	UPI-2 (1975), AP-1 (1976), UPI-1 (1976,77), SN (1976,77), NYN (1976), PFW (1977)
RB-Lenny Moore	SN (1957-61,64)
QB-Earl Morrall	SN (1968)
LB-Andy Nelson	SN (1958-61)
WR-Jimmy Orr	SN (1965)
OT-Jim Parker	SN (1957,59-62,64,65)
LB-Bill Pellington	SN (1958,64)
WR-Willie Richardson	SN (1967)
DE-Bubba Smith	SN (1970,71) UPI-1 (1970,71), AP-1 (1971), PFW (1971)
OG-Ron Solt	UPI-1 (1987), PFW (1987), FN (1987)
OG-Art Spinney	SN (1958)
P-Rohn Stark	UPI-2 (1982-84), NYN (1982), UPI-1 (1985,86,90), FN (1985,86,89,92), PFW (1986,90,92)

COLTS ALL-TIME HONORS

LB-Steve Stonebreaker	SN (1965)
DB-Charlie Stukes	UPI-HM (1971)
OG-Dan Sullivan	SN (1968)
QB-John Unitas	SN (1958-60,64,67), UPI-2 (1970)
PR-Clarence Verdin	PFW (1989,90,92), UPI-1 (1990,92), FN (1990,92)
OT-Bob Vogel	SN (1965-69), UPI-2 (1970,71), PFW (1971)
DB-Rick Volk	SN (1970), UPI-HM (1970), AP-1 (1971), PFW (1971), UPI-2 (1971)
LB-Stan White	UPI-2 (1977)
OG-John Williams	UPI-HM (1971)

NFL ALL-ROOKIE TEAMS

- 1974 - DE-John Dutton (PFWA, UPI, PFW, FD), DE-Fred Cook (UPI, FD)
1976 - DT-Ken Novak (PFWA)
1979 - DB-Larry Braziel (PFWA)
1980 - WR-Ray Butler (PFWA, UPI, PFW, FD)
1981 - DT-Bubba Green (PFW), DE-Donnell Thompson (PFWA, UPI, PFW)
1982 - WR-Matt Bouza (FD), LB-Johnie Cooks (PFWA), DT-Leo Wisniewski
(PFWA, PFW), P-Rohn Stark (PFWA, PFW, FD), DB-James Burroughs
(FD), DE-Fletcher Jenkins (PFW)
1983 - OG-Chris Hinton (PFWA, UPI, FD), LB-Vernon Maxwell (PFWA, UPI, FD),
OT-Jim Mills (UPI)
1984 - OG-Ron Solt (PFWA, UPI, PFW, FD), DE-Blaise Winter
(PFWA, UPI, PFW, FD)
1985 - LB-Duane Bickett (PFWA, UPI, FD)
1986 - WR-Bill Brooks (PFWA, UPI, PFW, FD), DE-Jon Hand (PFW)
1987 - DB-Freddie Robinson (UPI, PFW, FD)
1988 - LB-O'Brien Alston (PFWA, UPI, PFW, FD), QB-Chris Chandler
(PFWA, UPI, PFW, CPFN, FD)
1989 - WR-Andre Rison (PFWA, UPI, PFW, CPFN, FD)
1990 - QB-Jeff George (PFWA, UPI, PFW, CPFN, FD, FN)
1992 - LB-Quentin Coryatt (PFWA), DE-Steve Emtman (PFWA, FN)
1993 - DB-Ray Buchanan (FN)
1994 - RB-Marshall Faulk (PFWA, CPFN, FN)
1995 - TE-Ken Dilger (PFWA, FN)

PRO BOWL COLTS

*(Selections by season; *MVP)*

- 1953 - Dick Barwegan, Art Donovan, Tom Keane, George Taliaferro
1954 - Art Donovan (2), Gino Marchetti, Buddy Young
1955 - Alan Ameche, Art Donovan (3), Gino Marchetti (2), Bert Rechichar,
Dick Szymanski
1956 - Alan Ameche (2), Art Donovan (4), Gino Marchetti (3), Lenny Moore,
Bert Rechichar (2)
1957 - Alan Ameche (3), Art Donovan (5), Gino Marchetti (4), Jim Mutscheller,
Bert Rechichar (3*), John Unitas
1958 - Alan Ameche (4), Raymond Berry, Don Joyce, Gene Lipscomb,
Lenny Moore (2), Jim Parker, John Unitas (2)
1959 - Raymond Berry (2), Gene Lipscomb (2*), Gino Marchetti (5), Lenny Moore
(3), Jim Parker (2), Art Spinney, John Unitas (3*)
1960 - Gino Marchetti (6), Lenny Moore (4), Andy Nelson, Jim Parker (3),
Art Spinney (2), John Unitas (4*)
1961 - Raymond Berry (3), Gino Marchetti (7), Lenny Moore (5), Jim Parker (4),
John Unitas (5)
1962 - Raymond Berry (4), Gino Marchetti (8), Jim Parker (5), Dick Szymanski (2),
John Unitas (6)
1963 - Raymond Berry (5), John Mackey, Gino Marchetti (9*), Jim Parker (6),
John Unitas (7*)
1964 - Raymond Berry (6), Bobby Boyd, Gino Marchetti (10), Lenny Moore (6),
Jim Parker (7), Dick Szymanski (3), Bob Vogel, John Unitas (8)

COLTS ALL-TIME HONORS

- 1965 - Jerry Logan, John Mackey (2), Jim Parker (8), Bob Vogel (2)
1966 - Ordell Braase, Lenny Lyles, John Mackey (3), John Unitas (9)
1967 - Ordell Braase (2), John Mackey (4), Fred Miller, Willie Richardson,
John Unitas (10), Bob Vogel (3), Rick Volk
1968 - Bobby Boyd (2), Mike Curtis, John Mackey (5), Tom Matte, Earl Morrall,
Willie Richardson (2), Bob Vogel (4)
1969 - Tom Matte (2), Fred Miller (2), Rick Volk (2)
1970 - Mike Curtis (2), Jerry Logan (2), Bubba Smith
1971 - Norm Bulaich, Bill Curry, Mike Curtis (3), Ted Hendricks, Jerry Logan (3),
Bubba Smith (2), Bob Vogel (5), Rick Volk (3)
1972 - Bill Curry (2), Ted Hendricks (2), Bruce Laird
1973 - Ted Hendricks (3)
1974 - Mike Curtis (4)
1975 - John Dutton, George Kunz, Lydell Mitchell
1976 - Roger Carr, John Dutton (2), Bert Jones, George Kunz (2), Toni Linhart,
Lydell Mitchell (2)
1977 - Mike Barnes, John Dutton (3), George Kunz (3), Toni Linhart (2),
Lydell Mitchell (3)
1979 - Joe Washington
1983 - Chris Hinton
1985 - Chris Hinton (2), Rohn Stark
1986 - Ray Donaldson, Chris Hinton (3), Rohn Stark (2)
1987 - Dean Biasucci, Duane Bickett, Eric Dickerson, Ray Donaldson (2),
Chris Hinton (4), Ron Solt
1988 - Eric Dickerson (2), Ray Donaldson (3), Chris Hinton (5)
1989 - Eric Dickerson (3), Ray Donaldson (4), Chris Hinton (6)
1990 - Rohn Stark (3), Clarence Verdin
1992 - Rohn Stark (4), Clarence Verdin (2)
1994 - Marshall Faulk (*)
1995 - Marshall Faulk (2), Jim Harbaugh, Will Wolford

NFL MOST VALUABLE PLAYER AWARDS

- QB-John Unitas NEA (1957,67), UPI (1959,64,67), SN (1959,64,67),
AP (1964,67), FN (1964)
RB-Lenny Moore NEA (1964)
QB-Earl Morrall AP, UPI, NEA, SN (1968)
QB-Bert Jones AP, NEA, PFWA, NYN (1976)

HOF NFL 50TH ANNIVERSARY TEAM

(Place in voting)

First - TE-John Mackey, DE-Gino Marchetti, QB-John Unitas; Second - WR-
Raymond Berry, DT-Art Donovan; Third - RB-Lenny Moore

HOF NFL 75TH ANNIVERSARY TEAM

WR-Raymond Berry, LB-Ted Hendricks, DE-Gino Marchetti, OG-Jim Parker, QB-
John Unitas

HOF NFL 1960-84 ALL-STAR TEAM

First-Team - WR-Raymond Berry, DE-Gino Marchetti, OG/T-Jim Parker, QB-John
Unitas, HC-Don Shula (tie); Second-Team - LB-Ted Hendricks, TE-John Mackey

HOF NFL TEAMS OF THE DECADES

1950s - WR-Raymond Berry, DT-Art Donovan, DE-Gino Marchetti, RB-Lenny Moore,
OG/T- Jim Parker; 1960s - DB-Bobby Boyd, TE-John Mackey, QB-John Unitas;
1970s - LB-Ted Hendricks; 1980s - RB-Eric Dickerson

SUPER BOWL SILVER ANNIVERSARY TEAM

LB-Ted Hendricks

NFL EXECUTIVE OF THE YEAR

Joe Thomas SN (1975)

COLTS ALL-TIME HONORS

NFL COACH OF THE YEAR

Weeb Ewbank	AP, UPI (1958)
Don Shula	UPI (1964), SN (1964,68), AP (1964, 67-tied, 68), NYN (1964, 67, 68)
Ted Marchibroda	AP, PFW, SN, FD, NYN (1975)
Ron Meyer	PFWA (1987)

NFL OFFENSIVE PLAYER OF THE YEAR

QB-Earl Morrall	PFW (1968)
QB-Bert Jones	AP (1976)

NFL ROOKIE OF THE YEAR

RB-Alan Ameche	SN, UPI (1955)
RB-Lenny Moore	UPI (1956)
WR-Jimmy Orr	UPI (1958)
RB-Marshall Faulk	SN, PFWA, SI, FD, CPFN, NEA (1994)

NFL OFFENSIVE ROOKIE OF THE YEAR

RB-Marshall Faulk	AP, PFW, FD (1994)
-------------------	--------------------

NFL COMEBACK PLAYER OF THE YEAR

K-Jim Martin	AP (1963)
RB-Lenny Moore	AP (1964)
QB-Jim Harbaugh	PFW (1995)

NFL DEFENSIVE ROOKIE OF THE YEAR

LB-Vernon Maxwell	AP, PFW (1983)
LB-Duane Bickett	AP (1985)

NATIONAL 100-YARD CLUB NFL OUTSTANDING BLOCKER

OG-Jim Parker	(1964)
---------------	--------

NFL LINEBACKER OF THE YEAR

LB-Mike Curtis	FD (1974)
----------------	-----------

NFL MOST VALUABLE LINEMAN

DE-Gino Marchetti	AP (1958)
-------------------	-----------

NFL GOLDEN TOE AWARD

K-Toni Linhart	PFW (1976)
----------------	------------

AFC COACH OF THE YEAR

Ron Meyer	UPI, FN (1987)
Ted Marchibroda	PFWA, NYN (1975), CPFN (1992)

AFC MOST VALUABLE PLAYER

QB-Bert Jones	NYN (1975,76)
---------------	---------------

AFC PLAYER OF THE YEAR

QB-Bert Jones	UPI (1976)
QB-Jim Harbaugh	UPI (1995)

AFC ROOKIE OF THE YEAR

RB-Marshall Faulk	UPI (1994)
-------------------	------------

KANSAS CITY COMMITTEE OF 101 AWARDS

LB-Mike Curtis	AFC Defensive MVP (1970)
HC-Ted Marchibroda	AFC Coach of the Year (1975)
QB-Bert Jones	AFC Offensive MVP (1976)
HC-Ron Meyer	AFC Coach of the Year (1987)
QB-Jim Harbaugh	AFC Offensive Player of the Year (1995)

COLTS ALL-TIME HONORS

WASHINGTON DC TOUCHDOWN CLUB

QB-John Unitas	NFL MVP (1957, 58-tied, 67)
HC-Weeb Ewbank	NFL Coach of the Year (1958)
RB-Lenny Moore	NFL MVP (1964)
HC-Don Shula	NFL Coach of the Year (1964,68)
HC-Ted Marchibroda	NFL Coach of the Year (1975)
QB-Bert Jones	AFC Offensive MVP (1976)

PHILADELPHIA MAXWELL CLUB

QB-John Unitas	NFL MVP (1959,64,67)
----------------	----------------------

NFLPA MACKEY AWARDS

P-David Lee	1966,69 NFL Punting
QB-Earl Morrall	1968 NFL Passing
KR-Preston Pearson	1968 NFL Kick Returns
KR-Jim Duncan	1970 AFC Kick Returns
KR-Bruce Laird	1972 AFC Kick Returns
RB-Lydeell Mitchell	1974,75 (tie),77 AFC Receiving
K-Toni Linhart	1976 AFC Kick-Scoring
DB-Lyle Blackwood	1977 AFC Interceptions
RB-Joe Washington	1979 AFC Receiving
P-Rohn Stark	1983,85,86,92 AFC Punting
DB-Mike Prior	1987 AFC Interceptions
RB-Eric Dickerson	1987,88 Rushing; 1988 TDs (tied)
KR-Clarence Verdin	1989,90 AFC Punt Returns
WR-Reggie Langhorne	1993 AFC Receptions
RB-Marshall Faulk	1995 AFC TDs (tied)

AFC PLAYERS OF THE WEEK

1984 - QB-Mike Pagel (9/9 at Houston)
1985 - WR-Wayne Capers (10/27 vs. Green Bay) DB-Eugene Daniel (10/27 vs. Green Bay)
1986 - DB-Leonard Coleman (10/12 vs. New Orleans) DT-Harvey Armstrong (12/22 at LA Raiders)
1987 - QB-Gary Hogeboom (10/4 at Buffalo) LB-Duane Bickett (11/1 at NY Jets) LB-Cliff Odom (11/15 at Miami) RB-Eric Dickerson (12/27 vs. Tampa Bay)
1988 - RB-Eric Dickerson (10/23 at San Diego) LB-Duane Bickett (11/27 vs. New England)
1989 - DB-Keith Taylor (10/22 at Cincinnati) DB-Mike Prior (12/10 vs. Cleveland) QB-Jack Trudeau (12/17 vs. Miami)
1990 - QB-Jack Trudeau (9/30 at Philadelphia)
1991 - QB-Jeff George (11/10 at NY Jets)
1992 - LB-Chip Banks (9/6 vs. Cleveland) DE-Steve Emtman (10/25 at Miami)
1993 - LB-Duane Bickett (9/26 vs. Cleveland) K-Dean Biasucci (10/31 vs. New England) K-Dean Biasucci (12/5 at NY Jets)
1994 - DB-Ray Buchanan (12/4 at Seattle)
1995 - RB-Marshall Faulk (10/1 vs. St. Louis Rams) QB-Jim Harbaugh (10/8 at Miami) K-Cary Blanchard (10/15 vs. San Francisco) LB-Tony Bennett (11/26 vs. Miami)

AFC PLAYERS OF THE MONTH

1988 - RB-Eric Dickerson (December)
1996 - QB-Jim Harbaugh (October)

CHAMPIONSHIP GAMES

COLTS CHAMPIONSHIP GAMES

NFL CHAMPIONSHIP – DEC. 28, 1958 YANKEE STADIUM

BALTIMORE 23, NEW YORK, 17 – Quarterback Johnny Unitas took the Colts 80 yards in 13 plays, the last a one-yard carry by Alan Ameche through the right side of the Giant line at 8 minutes, 15 seconds of "sudden death" overtime. The regulation game ended 17-17 when Baltimore's Steve Myhra booted a 20-yard field goal seconds from the gun. It has been called "the greatest game ever played" and the 64,185 who watched it at Yankee Stadium agree.

Baltimore	0	14	0	3	6	23
New York	3	0	7	7	0	17

NY – FG Summerall 36

Balt – Ameche 2 run (Myhra kick)

Balt – Berry 15 pass from Unitas (Myhra kick)

NY – Triplett 1 run (Summerall kick)

NY – Gifford 15 pass from Conerly (Summerall kick)

Balt – FG Myhra 20

Passing

Balt – Unitas (26-40-349), 1 TD, 1 Int. L-60
NY – Conerly (10-14-187), 1 TD, 0 Int. L-67

Rushing

Balt – Ameche (14-65), Dupre (11-30),
Moore (8-23)

NY – Gifford (12-60), Webster (9-24)

Receiving

Balt – Berry (12-178), Moore (6-101),
Mutscheller (3-46)

NY – Rote (2-76), Schnelker (2-63)

NFL CHAMPIONSHIP – DEC. 27, 1959 BALTIMORE MEMORIAL STADIUM

BALTIMORE 31, NEW YORK, 16 – The Giants led 9-7 after three periods by virtue of three field goals by Pat Summerall, but Baltimore's crack defensive backfield took charge in the final quarter, three times making interceptions that resulted in scores. Colt quarterback Johnny Unitas scored one TD and passed for two before a home crowd of 57,545 in Memorial Stadium.

New York	3	3	3	7	16
Baltimore	7	0	0	24	31

Balt – Moore 59 pass from Unitas (Myhra kick)

NY – FG Summerall 23

NY – FG Summerall 37

NY – FG Summerall 22

Balt – Unitas 4 run (Myhra kick)

Balt – Richardson 12 pass from Unitas (Myhra kick)

Balt – Sample 42 interception return (Myhra kick)

Balt – FG Myhra 25

NY – Schnelker 32 pass from Conerly
(Summerall kick)

Passing

Balt – Unitas (18-29-264), 2 TDs, 0 Int. L-59
NY – Conerly (16-35-232), 1 TDs, 2 Int. L-48

Rushing

Balt – Ameche (9-31), Sommer (6-15),
Pricer (4-14)

NY – Gifford (9-50), Triplett (5-37),
Webster (8-25)

Receiving

Balt – Moore (3-126), Berry (5-68),
Mutscheller (5-40)

NY – Schnelker (9-175), Rote (2-41),
King (4-17)

NFL CHAMPIONSHIP – DEC. 27, 1964 CLEVELAND STADIUM

CLEVELAND 27, BALTIMORE 0 – Both teams drew blanks in the first half but the Browns nailed down the World Championship with a 17-point third quarter. Quarterback Frank Ryan and fullback Jim Brown made the Cleveland attack click, as it rolled up 20 first downs to Baltimore's 11 and outgained the Colts, 339 to 181 yards. Ryan completed 11 of 18 passes for 206 yards and three touchdowns – all to end Gary Collins from distances of 18, 42 and 51 yards, while the brilliant Brown bulled for 114 yards on 27 shots as Cleveland controlled the ball. Attendance was 79,544.

Baltimore	0	0	0	0	0
Cleveland	0	0	17	10	27

Cleve – FG Groza 43

Cleve – Collins 18 pass from Ryan (Groza kick)

Cleve – Collins 42 pass from Ryan (Groza kick)

Cleve – Collins 51 pass from Ryan (Groza kick)

Cleve – FG Groza 10

Passing

Balt – Unitas (12-20-95), 0 TDs, 2 Int. L-23
Cleve – Ryan (11-18-206), 3 TDs, 1 Int. L-51

Rushing

Balt – Moore (9-40), Hill (9-31), Unitas (6-30)
Cleve – Brown (27-114), Green (10-29)

Receiving

Balt – Berry (3-38), Orr (2-31), Lorick (3-18)
Cleve – Collins (5-130), Brown (3-37)

NFL WESTERN DIVISION PLAYOFF – DEC. 26, 1965 LAMBEAU FIELD

GREEN BAY 13, BALTIMORE 10 – A courageous effort by the undermanned Colts was doomed by a pair of Don Chandler field goals – one with 1:58 remaining from 22 yards to tie the score and a second of 25 yards to conclude 13:39 of "sudden-death" action. The Colts had jumped ahead 7-0, after 21

CHAMPIONSHIP GAMES

seconds of play when Don Shinnick scooped up Bill Anderson's fumble and trudged 25 yards to the end zone. They protected their edge tenaciously until the finish as Tom Matte went the route at quarterback, rushing for 57 yards and passing for 40. Zeke Bratkowski, subbing for the injured Bart Starr, completed 22 of 39 aerials for 248 yards. The Packers ran 81 plays to the Colts' 59 and led in first downs, 23-9. Attendance was 50,484.

Baltimore	7	3	0	0	0	10
Green Bay	0	0	7	3	3	13

Balt - Shinnick 25 fumble return (Michaels kick)

Balt - FG Michaels 15

GB - Hornung 1 run (Chandler kick)

GB - FG Chandler 22

GB - FG Chandler 25

Passing

Balt - Matte (5-12-40), 0 TDs, 0 Int. L-16

GB - Bratkowski (22-39-248), 0 TDs, 2 Int. L-33

Rushing

Balt - Matte (17-57), Hill (16-57), Moore (12-33)

GB - Taylor (23-60), Hornung (10-33)

Receiving

Balt - Mackey (3-25), Moore (2-15)

GB - Anderson (8-78), Dowler (5-50),

Hornung (4-42), Dale (3-63)

NFL PLAYOFF - DEC. 22, 1968 BALTIMORE MEMORIAL STADIUM

BALTIMORE 24, MINNESOTA 14 - It was a cold, rainy day when the Colts won the Western Conference championship. The Vikings provided some uncomfortable moments after the Colts obtained a big lead. It wasn't until late in the first half that the Colts were able to nab a 7-0 lead on Earl Morrall's pass to Tom Mitchell after Willie Richardson's diving catch of a 33-yard aerial put the ball at the three. John Mackey's touchdown reception and Mike Curtis' 60-yard return of a fumble made it 21-0 after three quarters. Viking quarterback Joe Kapp fired TD passes to Bill Martin and Bill Brown before time ran out of him. Attendance was 60,238.

Minnesota	0	0	0	14	14
Baltimore	0	7	14	3	24

Balt - Mitchell 3 pass from Morrall (Michaels kick)

Balt - Mackey 49 pass from Morrall (Michaels kick)

Balt - Curtis 60 fumble return (Michaels kick)

Minn - Martin 1 pass from Kapp (Cox kick)

Balt - FG Michaels 33

Minn - Brown 7 pass from Kapp (Cox kick)

Passing

Balt - Morrall (13-22-280), 2 TDs, 1 Int. L-49

Minn - Kapp (26-44-287), 2 TDs, 2 Int. L-28

Rushing

Balt - Matte (14-31), Hill (8-10)

Minn - Kapp (10-52), Brown (10-30)

Receiving

Balt - Richardson (6-148), Mackey (3-92),

Orr (2-36)

Minn - Brown (8-82), Washington (5-95),

Beasley (5-69)

NFL CHAMPIONSHIP - DEC. 29, 1968 CLEVELAND STADIUM

BALTIMORE 34, CLEVELAND 0 - After a scoreless first period, Baltimore's Tom Matte scored two of his record-tying three touchdowns in a 17-point Colts' second quarter. Meanwhile, the capacity crowd of 80,628 saw the Browns held scoreless for only the second time in the club's history as the Colts registered their fourth shutout of the season.

Baltimore	0	17	7	10	34
Cleveland	0	0	0	0	0

Balt - FG Michaels 28

Balt - Matte 1 run (Michaels kick)

Balt - Matte 12 run (Michaels kick)

Balt - Matte 2 run (Michaels kick)

Balt - FG Michaels 10

Balt - T. Brown 4 run (Michaels kick)

Passing

Balt - Morrall (11-25-169), 0 TDs, 1 Int. L-38

Cleve - Nelson (11-26-132), 0 TDs, 2 Int. L-22

Rushing

Balt - Matte (17-88), Hill (11-60)

Cleve - Kelly (13-28), Harraway (6-26)

Receiving

Balt - Richardson (3-78), Mackey (2-34),

Orr (2-33)

Cleve - Morin (3-41), Harraway (4-40)

SUPER BOWL III - JAN. 12, 1969 MIAMI ORANGE BOWL

NEW YORK JETS 16, BALTIMORE 7 - Attendance 75,337. Jets' quarterback Joe Namath "guaranteed" victory before the game, then led the AFL to its first Super Bowl victory over a Baltimore team that had lost one of 16 games all season. Namath completed 17 of 28 passes for 206 yards and directed a steady attack that dominated the NFL champions after the Jet defense had intercepted Colt quarterback Earl Morrall three times in the first half. The Jets had 337 total yards, including 121 yards rushing by Matt Snell. John Unitas, who had missed most of the season with a sore elbow, came off the bench and led Baltimore to its only touchdown late in the fourth quarter after New York led 16-0.

CHAMPIONSHIP GAMES

New York (AFL) 0 7 6 3 16
 Baltimore (NFL) 0 0 0 7 7

NY – Snell 4 run (Turner kick)
 NY – FG Turner 32
 NY – FG Turner 30
 NY – FG Turner 9
 Balt – Hill 1 run (Michaels kick)

Passing
 Balt – Morrall (6-17-71), 0 TDs, 3 Int. L-30
 Unitas (11-24-110), 0 TDs, 1 Int. L-21
 NY – Namath (17-28-206), 0 TDs, 0 Int. L-39

Rushing
 Balt – Matte (11-116), Hill (9-29)
 NY – Snell (30-121), Boozer (10-19)

Receiving
 Balt – Richardson (6-58), Orr (3-42),
 Mackey (3-35)
 NY – Sauer (8-133), Snell (4-40)

AFC PLAYOFF – DEC. 26, 1970 BALTIMORE MEMORIAL STADIUM

BALTIMORE 17, CINCINNATI 0 – Attendance 51,127. John Unitas connected with TD passes to Roy Jefferson and Ed Hinton and led the Colts into the AFC title game by defeating Cincinnati. The Baltimore defense came through on a cold, windy day and limited Cincinnati to 63 yards rushing and 76 yards passing. Norm Bulaich picked up 116 yards on 25 carries. Jim O'Brien connected with a 44-yard FG and missed one from the same distance. A 49-yard FG try by Horst Muhlmann was blocked by Ray May. Mike Curtis made the game's only interception, picking off one of Virgil Carter's fourth-period passes, to set up an eventual final Colt score.

Cincinnati 0 0 0 0 0
 Baltimore 7 3 0 7 17

Balt – Jefferson 45 pass from Unitas (O'Brien kick)
 Balt – FG O'Brien 44
 Balt – Hinton 53 pass from Unitas (O'Brien kick)

Passing
 Balt – Unitas (6-17-145), 2 TDs, 0 Int. L-53
 Cin – Carter (7-20-64), 0 TDs, 1 Int. L-16
 Wyche (1-1-29), 0 TDs, 1 Int.

Rushing
 Balt – Bulaich (25-116), Nowatzke (10-25)
 Cin – Robinson (5-25), Phillips (10-12)

Receiving
 Balt – Hinton (3-86), Jefferson (2-51)
 Cin – Myers (4-66), Phillips (2-12)

AFC CHAMPIONSHIP – JAN. 3, 1971 BALTIMORE MEMORIAL STADIUM

BALTIMORE 27, OAKLAND 17 – Attendance 56,368. Johnny Unitas' passing and play calling, and the running of rookie Norm Bulaich, powered the Colts to the AFC Championship. Bulaich scored twice and Unitas picked up 245 yards on 11 completions, with his key one coming in the fourth quarter on a 68-yard touchdown reception by Ray Perkins out of a formation of four wide receivers. George Blanda threw TD passes to Fred Biletnikoff and Warren Wells, but was intercepted three times. Ed Hinton caught five passes for 115 yards.

Oakland 0 3 7 7 17
 Baltimore 3 7 10 7 27

Balt – FG O'Brien 16
 Balt – Bulaich 2 run (O'Brien kick)
 Oak – FG Blanda 48
 Oak – Biletnikoff 38 pass from Blanda (Blanda kick)
 Balt – FG O'Brien 23
 Balt – Bulaich 11 run (O'Brien kick)
 Oak – Wells 15 pass from Blanda (Blanda kick)
 Balt – Perkins 68 pass from Unitas (O'Brien kick)

Passing
 Balt – Unitas (11-30-245), 1 TD, 1 Int. L-68
 Oak – Lamonica (1-4-6), 0 TD, 0 Int.
 Blanda (17-32-271), 2 TDs, 3 Int. L-38

Rushing
 Balt – Bulaich (22-71), Nowatzke (8-32)
 Oak – Dixon (10-51), C. Smith (9-44)

Receiving
 Balt – Hinton (5-115), Perkins (2-80),
 Jefferson (3-36)
 Oak – Wells (5-108), Biletnikoff (5-92)

SUPER BOWL V – JAN. 17, 1971 MIAMI ORANGE BOWL


BALTIMORE 16, DALLAS 13 – Attendance 79,204. Colts' rookie Jim O'Brien climaxed one of the zaniest professional football games ever played by lofting a 32-yard field goal through the uprights with five seconds left to give Baltimore a 16-13 Super Bowl win. The brutal defensive struggle resulted in 11 turnovers, which prevented a fluid, artistic performance but contributed to the drama of the contest. Dallas nearly put the game away early in the third period when, leading 13-6, the Cowboys recovered Jim Duncan's fumble on the 2nd half kickoff and zipped to the Colts' two. Duane Thomas, however, fumbled on the next play. Rick Volk provided Baltimore with the opportunity to tie halfway through the fourth period when he intercepted Craig Morton on the Dallas 33 and returned it to the three. Tom Nowatzke scored and it was 13-13. Mike Curtis intercepted another Morton pass on the Dallas 41 in the final minute and ran it back to the 28. The Colts stopped the clock with nine seconds left and O'Brien made history. Morton's desperation pass on the final play of the game was intercepted by Jerry Logan.



INDIANAPOLIS COLTS ALPHABETICAL ROSTER - TRAINING CAMP 1996

NUMERICAL ROSTER

No.	Name	Pos.	Ht.	Wt.	Mfl Exp.	Birthdate	College
1	BOBBY OLIVE						
2	ABDULLAH, JOE	RB	5-11	212	R	2/21/73	PACIFIC
3	ALBERTS, TREV	LB	6-4	245		8/ 8/70	NEBRASKA
4	ANDERSON, AVERY	WR	6-0	200	R	3/16/73	UCLA
5	ATTERBERRY, DERRICK	DB	5-11	185	R	11/ 1/72	VANDERBILT
6	AUZENNE, TROY	OT	6-7	300	5	6/26/69	CALIFORNIA
7	BAILEY, AARON	WR	5-10	183	3	10/24/71	LOUISVILLE
8	BAMTA, BRADFORD	TE	6-6	260	3	12/14/70	SOU. CALIFORNIA
9	BELL, KERWIN	DB	6-2	200	3	6/15/65	FLORIDA
10	BELSER, JASON	DB	5-9	188	5	5/28/70	OKLAHOMA
11	BENNETT, TONY	DB	6-2	250	7	7/ 1/67	MISSISSIPPI
12	BENNETT, WILLIAM	DB	6-0	200	R	6/ 1/74	NORTHWESTERN
13	BLANCHARD, CARY	K	6-1	227	4	11/ 5/68	OKLAHOMA STATE
14	BLANCHARD, CARY	DB	5-9	195	4	9/29/71	LOUISVILLE
15	BUCHANAN, RAY	DB	6-1	236	3	3/ 3/69	MICHIGAN STATE
16	BULLOUGH, CHUCK	LB	6-1	215	R	6/21/73	PORTLAND STATE
17	BURROUGHS, SAMMIE	LB	6-0	215	R	8/28/72	JAMES MADISON
18	CAWLEY, MIKE	DB	6-1	206	2	4/21/68	NE LOUISIANA
19	CLARKS, CONRAD	DB	5-10	218	2	11/ 9/72	PENN STATE
20	CONLIN, KEITH	OT	6-7	314	R	8/ 1/70	TEXAS A&M
21	CORYATT, QUENTIN	DB	6-3	250	5	12/ 2/72	FLORIDA STATE
22	CROCKETT, ZACK	RB	6-2	246	2	5/ 4/61	LOUISIANA STATE
23	DANIEL, EUGENE	DB	5-11	178	13	2/ 3/71	CALIFORNIA
24	DAWKINS, SEAN	WR	6-4	211	4	2/ 2/71	ILLINOIS
25	DILGER, KEN	TE	6-5	259	2	7/23/72	STANFORD
26	DIRTMAN, SETH	OT	6-7	300	1	5/17/69	MIAMI
27	ERICKSON, CRAIG	DB	6-2	209	3	2/26/73	SAM DIEGO STATE
28	FAULK, MARSHALL	RB	5-10	211	4	4/29/70	TEXAS A&M
29	FRAZIER, DERRICK	DB	5-11	178	4	2/ 7/70	CLEMSON
30	GARDOCKI, CHRIS	P	6-1	240	6	12/23/69	WEST VIRGINIA
31	GRANT, STEPHEN	LB	6-0	200	5	4/ 9/71	BRIGHTAM YOUNG
32	GRAY, DERWIN	DB	5-11	210	4	7/30/72	TEXAS A&M
33	GROCE, CLIF	RB	5-11	245	1	4/15/73	KENTUCKY
34	HALL, STEVEN	DB	6-0	209	R	12/23/63	MICHIGAN
35	HARBAUGH, JIM	DB	6-3	315	10	12/30/71	OREGON
36	HARDIN, STEVE	OG	6-7	334	1	8/ 4/73	TEXAS A&I
37	HARPER, SHAWN	OT	6-3	288	2	7/ 9/68	INDIANA
38	HARRISON, MARVIN	WR	6-0	181	R	8/25/72	SYRACUSE
39	HERROD, JEFF	WR	6-0	249	9	7/29/66	MISSISSIPPI
40	HUMPHREY, RONALD	LB	6-0	211	3	3/ 3/68	MISS. VALLEY ST
41	JOHNSON, ELLIS	RE/DT	5-10	211	2	10/30/73	FLORIDA
42	JONES, RICHARD	DB	6-2	292	3	8/ 4/73	TEXAS A&I
43	JONES, TYRONNE	DB	5-9	174	R	9/12/71	GRAMBLING
44	JUSTIN, PAUL	WR	5-8	165	1	5/19/68	ARIZONA STATE
45	LEEUEWENBERG, JAY	DB	6-4	211	2	6/18/69	COLORADO
46	MAHLUM, ERIC	C/G	6-3	297	5	12/ 6/70	CALIFORNIA
47	MANDARICH, TONY	OG	6-4	289	3	9/23/66	MICHIGAN STATE
48	MARTIN, STEVE	OL	6-5	317	5	5/31/74	MISSOURI
49	MATHEWS, JASON	DT	6-4	292	R	2/ 9/71	TEXAS A&M
50	MATHIS, DEDRIC	OT	6-5	290	3	9/26/73	HOUSTON
51	MCCOY, TONY	DB	5-10	196	R	6/10/69	FLORIDA
52	MCDONALD, DEVON	DB	6-0	282	5	11/ 8/69	NOTRE DAME
53	McGLOY, RAY	LB	6-4	240	4	7/31/72	EAST. ILLINOIS
54	McLEMORE, THOMAS	DB	5-11	207	2	3/14/70	SOUTHERN UNIV.
55	MCKENS, ARNOLD	DL	6-5	261	4	10/12/72	BUTLER
56	MILNE, BRIAN	RB	5-11	217	R	1/ 7/73	PENN STATE
57	MILLWEE, DAVID	RB	6-3	257	R	4/23/73	TULSA
58	MORRISON, STEVE	OL	6-3	280	R	12/28/71	MICHIGAN
59	MURPHY, STEVE	LB	6-3	243	2	4/ 9/62	MISSISSIPPI
60	MUNN, FREDDIE JOE	DE	6-5	282	12	4/22/69	OHIO STATE
61	OLIVE, BOBBY	WR	5-11	170	2	12/13/71	AUBURN
62	PELLTON, MIKE	DT	6-2	305	2	2/ 8/72	BRADLEY
63	POLLARD, MARCUS	TE	6-4	257	4	1/ 8/71	NE LOUISIANA
64	POTTS, ROOSEVELT	RB	6-0	250	4	8/17/73	WESTERN MICHIGAN
65	POWELL, DION	DL	6-1	286	R	2/26/73	RUTGERS
66	PRESLEY, BRUCE	RB	5-10	217	R	11/ 4/73	ALABAMA
67	PROCTOR, MICHAEL	K	5-10	189	R	7/18/73	BRIGHAM YOUNG
68	RAASS, STANLEY	LB	6-0	250	R	7/25/74	BAYLOR
69	ROBINSON, ADRIAN	DB	6-2	213	R	11/24/73	SOUTHERN UNIVERSITY
70	SHELLO, KENDEL	DL	6-3	301	R	5/14/67	IOWA
71	SIRAGUSA, TONY	DT	6-3	320	7	12/20/72	INDIANA
72	SLUTZKER, SCOTT	TE	6-4	254	R	3/12/73	VIRGINIA
73	SMITH, CARL	DB	6-0	199	1	4/20/71	CLEMSON
74	SMITH, TERRY	WR	6-0	206	1	3/30/73	ARIZONA
75	SMITH, WARNER	OG	6-2	297	1	4/14/70	OHIO STATE
76	STABLEIN, BRIAN	WR	6-1	193	3	6/28/73	TEMPLE
77	STABLEIN, JOHN	WR	6-2	286	R	11/22/64	COLORADO
78	TATE, DAVID	DB	6-1	209	9	8/27/69	MIAMI
79	VICKERS, KIPP	OL	6-2	297	2	1/ 4/73	COLORADO
80	WARREN, LAMONT	RB	5-11	211	3	4/ 8/72	INDIANA
81	WATTS, DAMON	DB	5-10	175	3	3/28/72	COLORADO
82	WEST, DEREK	OT	6-8	312	2	8/20/71	INDIANA
83	WHITTINGTON, BERNARD	DE	6-6	283	3	9/23/66	BOSTON COLLEGE
84	WIDELL, DOUG	OG	6-4	291	8	7/20/73	IOWA
85	WIEGMANN, CASEY	OL	6-3	290	R	2/24/69	EASTERN KENTUCKY
86	WILLIAMS, DAVID	DE	6-5	276	2	5/ 6/73	INDIANA
87	WILLIAMS, CLAY	OL	6-6	310	R	10/30/72	INDIANA
88	WILMOT, TREVOR	LB	6-2	228	2	5/ 9/68	OHIO STATE
89	WORKMAN, VINCE	RB	5-10	215	8		
90	STEVE MARTIN						
91	STANLEY RAAS						
92	THOMAS McLEMORE						
93	FREDDIE JOE MUNN						
94	DAVID WILKINS						
95	BERNARD WHITTINGTON						
96	TREVOR WILMOT						
97	KENDEL SHELLO						
98	TONY SIRAGUSA						
99	MIKE PELTON						



CHAMPIONSHIP GAMES

Baltimore (AFC)	0	6	0	10	16
Dallas (NFC)	3	10	0	0	13

Dall - FG Clark 14

Dall - FG Clark 30

Balt - Mackey 75 pass from Unitas
(O'Brien kick blocked)

Dall - Thomas 7 pass from Morton (Clark kick)

Balt - Nowatzke 2 run (O'Brien kick)

Balt - FG O'Brien 32

Passing

Balt - Unitas (3-9-88), 1 TD, 2 Int. L-75

Morrall (7-15-147), 1 Int. L-65,

Havrilak (1-1-25)

Dall - Morton (12-26-127), 1 TD, 3 Int. L-41

Rushing

Balt - Nowatzke (10-33), Bulaich (18-28)

Dall - Garrison (12-65), Thomas (18-35)

Receiving

Balt - Jefferson (3-52), Mackey (2-80)

Dall - Reeves (5-46), Thomas (4-21)

AFC PLAYOFF - DEC. 26, 1971 CLEVELAND STADIUM

BALTIMORE 20, CLEVELAND 3 - Attendance 74,082. Don Nottingham, playing for the injured Norm Bulaich, scored two TDs and rushed for 92 yards while Baltimore's strong defense dominated play in a 20-3 victory over Cleveland. Jim O'Brien added two field goals for the Colts and Don Cockroft, who had two kicks blocked by Bubba Smith, produced the Brown's only points. Rick Volk intercepted two of Bill Nelsen's passes and Charlie Stukes picked off a third. John Unitas blended the strong running of Nottingham with passes to his favorite target, tight end Tom Mitchell, who caught 5 for 73 yards.

Baltimore	0	14	3	3	20
Cleveland	0	0	3	0	3

Balt - Nottingham 1 run (O'Brien kick)

Balt - Nottingham 7 run (O'Brien kick)

Cleve - FG Cockroft 14

Balt - FG O'Brien 42

Balt - FG O'Brien 15

Passing

Balt - Unitas (13-21-143), 0 TDs, 1 Int. L-13

Cleve - Nelsen (9-21-104), 0 TDs, 3 Int. L-39

Phipps (3-6-27), 0 TDs, 0 Int. L-13

Rushing

Balt - Nottingham (23-92), Matte (16-26)

Cleve - Kelly (14-49), Scott (8-25)

Receiving

Balt - Mitchell (5-73), Matte (3-22), Hinton (2-30)

Cleve - Scott (5-41), Kelly (4-24)

AFC CHAMPIONSHIP - JAN. 2, 1972 MIAMI ORANGE BOWL

MIAMI 21, BALTIMORE 0 - Attendance 75,629. The Colts, playing without starting running backs Norm Bulaich and Tom Matte, still compiled 302 yards to Miami's 286 but were damaged by the Dolphins' big plays - Bob Griese to Paul Warfield 75-yard pass for a TD in first period and Dick Anderson's 62-yard interception return for a TD in the third quarter. Larry Csonka carried five yards to a fourth quarter touchdown for Miami. John Unitas completed 20 of 36 passes for 224 yards but Colts were shutout for the first time since Dec. 5, 1965.

Baltimore	0	0	0	0	0
Miami	7	0	7	7	21

Mia - Warfield 75 pass from Griese
(Yepremian kick)

Mia - Anderson 62 interception return
(Yepremian kick)

Mia - Csonka 5 run (Yepremian kick)

Passing

Balt - Unitas (20-36-224), 0 TDs, 3 Int. L-27

Mia - Griese (4-8-158), 1 TD, 1 Int. L-75

Rushing

Balt - McCauley (15-50), Nottingham (11-33)

Mia - Kiick (18-66), Csonka (15-63)

Receiving

Balt - Hinton (6-98), Nottingham (4-26)

Mia - Warfield (2-125), Twilley (2-33)

AFC PLAYOFF - DEC. 27, 1975 THREE RIVERS STADIUM

PITTSBURGH 28, BALTIMORE 10 - Attendance 49,053. The Colts kept the game close with the defending Super Bowl champions until the final period even without the services of starting QB Bert Jones. Jones sustained a severe bruise to his throwing arm on the first offensive series and was unable to return until the fourth quarter. Backup QB Marty Domres generated a second quarter score with a 5-yard TD toss to Glenn Doughty. The Colts trailed 14-10 after three quarters before Pittsburgh QB Terry Bradshaw scored on a 2-yard run midway through the final period. Steelers LB Andy Russell iced the victory in the final two minutes when he returned a Jones fumble 93 yards.

Baltimore	0	7	3	0	10
Pittsburgh	7	0	7	14	28

Pitts - Harris 8 run (Gerela kick)

Balt - Doughty 5 pass from Domres (Linhart kick)

Balt - FG Linhart 21

Pitts - Bleier 7 run (Gerela kick)

Pitts - Bradshaw 2 run (Gerela kick)

Pitts - Russell 93 fumble return (Gerela kick)

Passing

Balt - Jones (6-11-91), 0 TD, 0 Int. L-58

Domres (2-11-9), 1 TD, 2 Int. L-5

Pitts - Bradshaw (8-13-103), 0 TD, 2 Int. L-34

Rushing

Balt - Mitchell (26-63), Domres (4-17)

Pitts - Harris (27-153), Bleier (12-28)

Receiving

Balt - Mitchell (4-20), Doughty (2-63)

Pitts - Lewis (3-65), Swann (2-15)

CHAMPIONSHIP GAMES

AFC PLAYOFF – DEC. 19, 1976 BALTIMORE MEMORIAL STADIUM

PITTSBURGH 40, BALTIMORE 14 – Attendance 60,020. The Colts were playing "catch-up" ball all afternoon as the Steelers struck early and often. On the third play of the game, Pittsburgh stunned the Colts defense with a 76-yard TD bomb from Terry Bradshaw to Frank Lewis. Baltimore countered with a first quarter Bert Jones TD pass to Roger Carr covering 17 yards but it would be the Colts only score until the final period. A 60-yard kickoff return by Theo Bell and a 50-yard Franco Harris run were key plays in building the Steelers' 26-7 half-time lead. The Pittsburgh offense amassed 526 total yards as Bradshaw threw for 264 and Harris picked up 132 on the ground.

Pittsburgh	9	17	0	14	40
Baltimore	7	0	0	7	14

Pitts – Lewis 76 pass from Bradshaw (kick failed)

Pitts – FG Gerela 45

Balt – Carr 17 pass from Jones (Linhart kick)

Pitts – Harrison 1 run (Gerela kick)

Pitts – Swann 29 pass from Bradshaw (Gerela kick)

Pitts – FG Gerela 25

Pitts – Swann 11 pass from Bradshaw (Gerela kick)

Balt – Leaks 1 run (Linhart kick)

Pitts – Harrison 10 run (Mansfield kick)

Passing
Balt – Jones (11-25-144), 1 TD, 2 Int. L-25
Pitts – Bradshaw (14-18-264), 3 TDs, 0 Int. L-76

Rushing
Balt – Mitchell (16-55), Leaks (4-12)
Pitts – Harris (18-132), Fuqua (11-54),
Harrison (10-40)

Receiving
Balt – Mitchell (5-42), Chester (3-42), Carr (2-35)
Pitts – Swann (5-77), Harrison (4-37),
Lewis (2-103)

AFC PLAYOFF – DEC. 24, 1977 BALTIMORE MEMORIAL STADIUM

OAKLAND 37, BALTIMORE 31 – Attendance 60,763. In one of the longest football games ever played, the Colts and Raiders needed six quarters to decide their AFC playoff game. An Errol Mann 22 yard FG with only 26 seconds left in regulation tied the game at 31. After a scoreless fifth quarter, Oakland ended the game when Ken Stabler hit TE Dave Casper for a 10 yard score. The lead changed hands nine times throughout the game. The Colts had some outstanding individual efforts in all facets of the game. Ron Lee came off the bench to rush for 46 yards on 11 carries and two TDs. Bruce Laird intercepted two passes and returned one 61 yards for a TD. Marshall Johnson raced 87 yards with a kickoff for a score.

Oakland	7	0	14	10	0	6	37
Baltimore	0	10	7	14	0	0	31

Oak – Davis 30 run (Mann kick)

Balt – Laird 61 int. ret. (Linhart kick)

Balt – FG Linhart 36

Oak – Casper 8 pass from Stabler (Mann kick)

Balt – Johnson 87 KO ret. (Linhart kick)

Oak – Casper 10 pass from Stabler (Mann kick)

Balt – Lee 1 run (Linhart kick)

Oak – Banaszak 1 run (Mann kick)

Balt – Lee 13 run (Linhart kick)

Oak – FG Mann 22

Oak – Casper 10 pass from Stabler (no PAT)

Passing
Balt – Jones (12-26-164), 0 TD, 0 Int. L-30
Oak – Stabler (21-40-345), 3 TD, 2 Int. L-42

Rushing
Balt – Mitchell (23-67), Lee (11-46),
Leaks (8-35)

Oak – Van Eeghen (19-76), Davis (16-48),
Banaszak (11-37)

Receiving
Balt – Mitchell (3-39), Scott (2-45), Lee (2-22)
Oak – Biletnikoff (7-88), Branch (6-113),
Casper (4-70)

AFC PLAYOFF – JAN. 9, 1988 CLEVELAND STADIUM

CLEVELAND 38, INDIANAPOLIS 21 – Attendance 79,838. The Colts and Browns traded first half touchdowns before Cleveland seized control with 17 unanswered second-half points on the way to a 38-21 win. Cleveland held a slight edge 404-315 in net yards, and held running back Eric Dickerson to 50 yards on 15 rushes. Quarterback Bernie Kosar was 20 of 31 for 229 yards and three scores, while quarterback Jack Trudeau hit 21 of 33 tosses for 251 yards and two touchdowns.

Indianapolis	7	7	0	7	21
Cleveland	7	7	7	17	38

Cleve – Byner 10 pass from Kosar (Bahr kick)

Ind – Beach 2 pass from Trudeau (Biasucci kick)

Cleve – Langhorne 39 pass from Kosar (Bahr kick)

Ind – Dickerson 19 pass from Trudeau
(Biasucci kick)

Cleve – Byner 2 run (Bahr kick)

Cleve – Bahr FG 22

Cleve – Brennan 2 pass from Kosar (Bahr kick)

Ind – Bentley 1 run (Biasucci kick)

Cleve – Minnifield 48 interception return (Bahr kick)

Passing
Ind – Trudeau (21-33-251), 2 TDs, 1 Int. L-29
Cleve – Kosar (20-31-229), 3 TDs, 1 Int. L-39

Rushing
Ind – Dickerson (15-50), Bentley (4-9)
Cleve – Byner (23-122), Mack (6-38)

Receiving
Ind – Dickerson (7-65), Brooks (5-78),
Bentley (4-47), Bouza (2-24), Beach (2-6)
Cleve – Newsome (4-65), Byner (4-36),
Brennan (3-25), Mack (3-17),
Fontenot (2-20), Langhorne (1-39)

CHAMPIONSHIP GAMES

AFC WILDCARD - DEC. 31, 1995 SAN DIEGO JACK MURPHY STADIUM

INDIANAPOLIS 35, SAN DIEGO 20 – Attendance 61,182. The Colts posted their first playoff win since 1971 as QB-Jim Harbaugh tossed two scoring passes and ran for a touchdown, while rookie RB-Zack Crockett set a club playoff rushing mark with 147 yards on 13 carries. The Colts made the sixth lead change of the game stand when Harbaugh hit WR-Sean Dawkins on a 42t pass late in the third quarter. Crockett, who tallied on a 33t first-half rush, burst a 66t dash in the final quarter to decide the outcome. The Colts intercepted QB-Stan Humphries four times. Crockett was one of 12 Colts not born when the team last won a playoff game.

Indianapolis	0	14	7	14	35
San Diego	3	7	7	3	20

SD – Carney 54 FG

Ind – Dilger 2 pass from Harbaugh (Blanchard kick)

SD – Pupunu 6 pass from Humphries (Carney kick)

Ind – Crockett 33 run (Blanchard kick)

SD – Jefferson 11 pass from Humphries (Carney kick)

Ind – Dawkins 42 pass from Harbaugh (Blanchard kick)

SD – Carney 30 FG

Ind – Crockett 66 run (Blanchard kick)

Ind – Harbaugh 3 run (Blanchard kick)

Passing

Ind – Harbaugh (16-27-175), 2 TDs, 1 Int., LG-42t

SD – Humphries (23-47-292), 2 TDs, 4 Int., LG-26

Rushing

Ind – Crockett (13-147), Faulk (1-16),

Harbaugh (5-10), Warren (10-5)

SD – Hayden (18-80), Humphries (4-32),

Fletcher (3-23), Means (6-11)

Receiving

Ind – Turner (5-64), Warren (4-45), Dawkins (2-49),

Crockett (2-10), Dilger (2-9)

SD – Harmon (10-133), Martin (3-39), Jefferson

(3-33), Pupunu (3-26)

AFC PLAYOFF - JAN. 7, 1996 ARROWHEAD STADIUM

INDIANAPOLIS 10, KANSAS CITY 7 – Attendance 77,594. The Colts topped the AFC top-seeded Chiefs, 10-7, when K-Lin Elliott's 42-yard field goal was wide left with :37 remaining. QB-Jim Harbaugh guided the club on a marathon 18-play, 77-yard second-quarter march to tie the contest with a 5t toss to WR-Floyd Turner. The Colts pirated three Kansas City passes, one by DB-Ashley Ambrose that set up a 30-yard K-Cary Blanchard third-quarter field goal. Fourth-quarter interceptions by LB-Quentin Coryatt and DB-Eugene Daniel helped spoil the Chiefs' 8-0 home mark. The game was played in 11-degree weather with a wind chill of -9 degrees. The win tied Ted Marchibroda with Don Shula as the winningest head coach in club history.

Indianapolis	0	7	3	0	10
Kansas City	7	0	0	0	7

KC – Dawson 20 pass from Bono (Elliott kick)

Ind – Turner 5 pass from Harbaugh (Blanchard kick)

Ind – Blanchard 30 FG

Passing

Ind – Harbaugh (12-27-112), 1 TD, 1 Int., LG-24

KC – Bono (11-25-122), 1 TD, 3 Int., LG-25

Rushing

Ind – Warren (20-76), Harbaugh (9-48),

Crockett (6-12), Humphrey (4-11)

KC – Allen (21-94), Gannon (2-19), Anders (5-16)

Receiving

Ind – Dawkins (4-37), Bailey (2-37), Warren (2-18),

Turner (2-15), Crockett (2-5)

KC – Anders (7-44), Dawson (4-70), Allen (2-21),

Slaughter (2-10)

AFC CHAMPIONSHIP - JAN. 14, 1996 THREE RIVERS STADIUM

PITTSBURGH 20, INDIANAPOLIS 16 – Attendance 61,062. In one of the most compelling AFC Championship Games, the Colts' title bid ended when a QB-Jim Harbaugh desperation end zone pass at the gun eluded the grasp of WR-Aaron Bailey. The game stood 13-9 in Pittsburgh's favor in the final quarter when Harbaugh hit WR-Floyd Turner on a 47t strike with 8:46 to go. Unable to run out the clock, the Colts punted to Pittsburgh with 3:03 remaining. QB-Neil O'Donnell teamed with WR-Ernie Mills on a 37-yard pass to the Colts' one, where RB-Bam Morris tallied with 1:34 left. Harbaugh marched the Colts from their 15 to the Steelers' 29 with :05 left before his final pass fell incomplete.

Indianapolis	3	3	3	7	16
Pittsburgh	3	7	3	7	20

Ind – Blanchard 34 FG

Pitts – Johnson 31 FG

Ind – Blanchard 36 FG

Pitts – Stewart 5 pass from O'Donnell (Johnson kick)

Colts – Blanchard 37 FG

Pitts – Johnson 36 FG

Ind – Turner 47 pass from Harbaugh (Blanchard kick)

Pitts – Morris 1 run (Johnson kick)

Passing

Ind – Harbaugh (21-33-267), 1 TD, 0 Int., LG-47t

Pitts – O'Donnell (25-41-205), 1 TD, 1 Int., LG-37

Rushing

Ind – Warren (15-53), Harbaugh (6-39),

Crockett (1-2)

Pitts – Pegram (10-46), Stewart (4-12),

Morris (7-9)

Receiving

Ind – Dawkins (7-96), Warren (7-37),

Turner (2-55), Crockett (2-22)

Pitts – Thigpen (6-65), Williams (4-21),

Morris (4-11), Mills (3-52), Hastings (3-21)

ALUMNI

The following compilation of Colts alumni includes every player who has ever appeared in a Colts uniform during a regular season National Football League game since 1953. Errors will be corrected if documented. Asterisk (*) denotes players and coaches who were on Colts World Championship teams. The numbers following college listings are jersey numbers. The numbers at the end of the column are seasons played.

Coaches

Ahrens, Dave—Wisconsin	1991	Marshall, John—Washington	1986-88
Arnsparger, Bill—Miami (O)	1964-69	Matthews, Billie—Southern	1985-86
*Ball, Herman—Davis-Elkins	1956-62	*McCafferty, Don—Ohio State	1959-72
Batta, Tom—Kent State	1994-95	McCormack, Mike—Kansas	1980-81
Baughan, Maxie—Georgia Tech	1975-79	McCulley, Pete—Louisiana Tech	1973-76
Becker, John—Cal State-Northridge	1985-88	Meyer, Ron—Purdue	1986-91
*Bielski, Dick—Maryland	1964-72, 77-81	Miller, Red—Western Illinois	1971-72
Blache, Greg—Notre Dame	1994-95	Molesworth, Keith—Monmouth	1953
Blackledge, Ron—Bowling Green	1992-95	Muir, Bill—Susquehanna	1989-91
Boutselis, George—North Carolina	1975-81	Murphy, Russ—Davidson	1954
*Boyd, Bob—Oklahoma	1969-72, 81	Mutscheller, Jim—Notre Dame	1963
Bratkowski, Zeke—Georgia	1982-84	Myers, Chip—NW Oklahoma	1985-88
*Bridgers, John—Auburn	1957-58	Nicolau, Nick—S. Connecticut	1992-94
Briner, Greg—Cal Western	1989	Noll, Chuck—Dayton	1966-67
Brune, Fred—Ohio State	1993-95	Painter, Dwain—Rutgers	1992-93
*Bullough, Hank—Michigan State	1970-72	Peay, Francis—Missouri	1992-93
Burnett, Leon—SW Kansas	1987-91	Pellington, Bill—Rutgers	1963
Callahan, Ray—Kentucky	1973	Powers, Clyde—Oklahoma	1980
Carson, Bud—N. Carolina	1982	Richards, Ray—Nebraska	1953
Catavolos, George—Purdue	1984-93	Robertson, Jay—Northwestern	1992-93
Croom, Sylvester—Alabama	1991	Robinson, Jimmy—Georgia Tech	1994-95
Cumiskey, Frank—Ohio State	1954-56	Rowen, Keith—Stanford	1985-88
Cunningham, Gunther—Oregon	1982-84	*Rymkus, Lou—Notre Dame	1970
Doll, Don—USC	1974	*Sandusky, John—Villanova	1959-72
Douglas, Otis—Wm. & Mary	1953	Scarnecchia, Dante—Cal Western	1989-90
Dovell, Whitey—Maryland	1975-78	Schnellenberger, Howard—Kentucky	1973-74
Dowhower, Rod—San Diego State	1985-86	Seely, Brad—South Dakota State	1989-93
*Ewbank, Weeb—Miami (O)	1954-62	Sefcik, George—Notre Dame	1973
Franklin, Bobby—Mississippi	1973	*Shaw, Bob—Ohio State	1957-58
Furness, Steve—Rhode Island	1991	Shula, Don—John Carroll	1963-69
Gibbs, Alex—Davidson	1992	Sidwell, Steve—Colorado	1985
Hawkins, Ralph—Maryland	1978	Smith, Jerry—Wisconsin	1974-76
Hill, George—Denison	1985-88	Symank, John—Florida	1979-81
Huey, Gene—Wyoming	1992-95	Szymanski, Dick—Notre Dame	1974
Hughes, Tom—Purdue	1955	Theeder, Roger—W. Michigan	1982-84
Hunter, Hal—Pittsburgh	1982-84	Thomas, Joe—Ohio Northern	1954, 74
*Idzik, John—Maryland	1970-72, 80-81	Thomas, Pat—Texas A&M	1994-95
Infante, Lindy—Florida	1995	Tobin, Vince—Missouri	1994-95
Jackson, Milt—Tulsa	1989-91	Valesente, Bob—Ithaca	1982-83
Johnson, Jim—Missouri	1994-95	Venturi, Rick—Northwestern	1982-93
Kennan, Larry—LaVerne	1989-90	Voris, Dick—San Jose State	1973
Khayat, Ed—Tulane	1977-81	Wasylik, Nick—Ohio State	1953
Kuhlmann, Hank—Missouri	1994-95	Weber, Chuck—West Chester State	1980-81
Kush, Frank—Michigan State	1982-84	Westhoff, Mike—Wichita State	1982-84
Lauterbur, Frank—Mt. Union	1955-56, 74-77	Wietecha, Ray—Northwestern	1980-81
Lovat, Tom—Utah	1985-88	*Winner, Charlie—Washington	1954-65
Mann, Richard—Arizona State	1982-84	Young, George—Bucknell	1970, 73
Marchetti, Gino—USF	1963	Zupancic, Tom—Indiana Central	1984-95
Marchibroda, Ted—St. Bonaventure	1975-79, 92-95	Zwahlen, Ernie—Oregon St.	1979

Players

Abramowitz, Sid (T) Tulsa	69/74	83	87	Baker, Ron (OG) Oklahoma St.	60	78-79
Achica, George (NT) USC	62	85	Baker, Shannon (WR) Florida St.	84	93-94	
Agase, Alex (G) Illinois	62	53	Baldinger, Brian (OT) Duke	62	1988-91	
Agee, Mel (DE) Illinois	90	91-92	Baldinger, Gary (DL) Wake Forest	94	90	
Ahrens, Dave (LB) Wisconsin	57	85-87	Baldischwiler, Karl (T) Oklahoma	72	83	
Alberts, Trev (LB) Nebraska	51	94-95	Baldwin, Bob (B) Clemson	34	85-86	
Allegre, Raul (K) Texas	2	83-85	Ball, Michael (DB) Southern	31	88-93	
Allen, Gerald (B) Omaha	44	66	*Ball, Sam (T) Kentucky	73	66-70	
Alley, Don (F) Adams St.	29	67	Ballage, Pat (S) Notre Dame	26/40	86-87	
Alston, Mack (TE) UMES	83	77-80	Ballard, Quinton (NT) Elon	97	83	
Alston, O'Brien (LB) Maryland	97	88-89	Banes, Joey (OL) Houston	65	90	
Ambrose, Ashley (DB) Ms. Val. St.	33	92-95	Banks, Chip (LB) USC	51	89-92	
*Ameche, Alan (B) Wisconsin	35	55-60	Banks, Chuck (RB) WV Tech	37	87	
Amman, Richard (DE) Florida St.	73	72-73	Banks, Roy (WR) E. Illinois	86	87-88	
Anderson, Don (DB) Purdue	36	85	Banta, Bradford (TE) USC	83	94-95	
Anderson, Kim (DB) Arizona St.	26	80-84	Barnes, Ernie (NT) Miss. St.	95	83	
Anderson, Larry (DB) La. Tech	30	82-84	Barnes, Mike (DE) Miami (Fla.)	63	73-81	
Anderson, Willie (WR) UCLA	84	95	Barwegen, Dick (G) Purdue	61	53-54	
Andrews, John (TE) Indiana	36/88	73-74	Baylor, John (DB) Sou. Miss.	36	89-93	
Arbuckle, Charles (TE) UCLA	81	92-94	Baylor, Tim (DB) Morgan State	47	76-78	
Armstrong, Harvey (NT) SMU	79	86-90	Beach, Pat (TE) Wash. St.	81	82-83	
Atkinson, Jess (K) Maryland	14	88			85-91	
Austin, Ocie (DB) Utah St.	37	68-69	Bell, Mark (DE) Colorado State	48/90	83-84	
Averno, Sisto (G) Muhlenberg	60	53-54	Bellini, Mark (WR) BYU	87	87-88	
Bailey, Aaron (WR) Louisville	80	94	Belser, Jason (DB) Oklahoma	29	92-95	
Bailey, Don (C) Miami	61	84-85	Benhart, Eugene (QB) W. Illinois	18	90	
Bailey, Elmer (WR) Minnesota	87	82	Benjamin, Bill (LB) San Jose St.	54	87	
Bailey, Jim (DT) Kansas	65/79	70-74				

ALUMNI

Bennett, Tony (LB) Mississippi	56	94-95	Coutre, Larry (B) Notre Dame	24	53
Benson, Mitchell (DL) TCU	95	89-90	Covington, John (DB) Notre Dame	39	94
Bentley, Albert (RB) Miami (Fla.)	20	85-91	Cox, Aaron (WR) Arizona State	80	93
Berra, Tim (WR) Massachusetts	84	74	Craddock, Nate (RB) Parsons	32	63
Berry, Raymond (E) SMU	82	55-67	Cribbs, Joe (RB) Auburn	30	88
Bertuca, Tony (LB) Cal-St. Chico	51	74	Criswell, Jeff (OG) Graceland	62	87
Beutler, Tom (LB) Toledo	53	71	Crockett, Zack (RB) Florida State	32	95
Biasucci, Dean (K) W. Carolina	4/5	84, 86-94	Crosby, Cleveland (DE) Arizona	73	82
Bickett, Duane (LB) USC	50	85-93	Crouch, Terry (OG) Oklahoma	75	82
Bielski, Dick (E) Maryland	31	62-63	Culver, Rodney (RB) Notre Dame	35	92-93
Bighead, Jack (E) Pepperdine	80	54	Cunningham, Pat (OL) Texas A&M	72	90
Blackwood, Lyle (S) TSU	44	77-80	Cuzzo, Gary (QB) Virginia	15	63-66
Blados, Brian (OL) N. Carolina	63	91	*Curry, Bill (C) Georgia Tech.	50	67-72
Blanchard, Cary (K) Oklahoma St.	4	95	Curry, Craig (DB) Texas	45	87
Blandin, Ernie (T) Tulane	41	53	Curry, Shane (LB) Miami	91	91
Bleick, Tom (B) Georgia Tech	25	66	*Curtis, Mike (LB) Duke	32	65-75
Blue, Forrest (C) Auburn	50	75-78	*Curtis, Tom (DB) Michigan	25	70-71
Boggs, Mark (OT) Ball State	60	87	Daniel, Eugene (CB) LSU	38	84-95
Bouza, Matt (WR) California	85/87	82-89	Daniel, Kenny (S) San Jose St.	23	86-87
Boyd, Bob (DB) Oklahoma	40	60-68	Darby, Byron (NT) USC	72	87-88
Boyer, Mark (TE) USC	84	85-89	Davidson, Cotton (QB)		
*Braase, Ordell (DE) S. Dakota	81	57-68	Baylor	18/19/21	54, 57
Bracein, Greg (LB) California	52	82-84	Davis, Lee (DB) Mississippi	28	87
Brady, Kerry (K) Hawaii	9	88	*Davis, Milt (DB) UCLA	20	57-60
Bragg, Mike (P) Richmond	4	80	Davis, Norman (G) Grambling	63	67
Brandes, John (TE) Cameron	88	87-89	Davis, Preston (CB) Baylor	27	84-86
Brandon, Michael (DE) Florida	99	93	Davis, Ted (LB) Georgia Tech	35	64-66
Brazier, Larry (DB) USC	47	79-81	Davis, Travis (NT) Michigan St.	95	91
Brethauer, Monte (E) Oregon	80/86/88	53-55	Davis, Wendell (WR) LSU	10	95
Brewer, Dewell (RB) Oklahoma	26	94	Dawkins, Sean (WR) California	87	93-95
Bronson, Ben (WR) Baylor	18	95	*DeCarlo, Art (E) Georgia	21/23	57-60
Brooks, Bill (WR) Boston U.	80	86-92	Dee, Donnie (TE) Tulsa	48	88-89
Brotzki, Bob (OT) Syracuse	74	86-88	Delaney, Jeff (S) Pittsburgh	34	82
Broughton, Willie (NT) Miami	68	85-86	DeBello, Jack (B) Miami (Fla.)	19	53
Brown, Barry (E) Florida	36	66-67	DeRoo, Brian (WR) Redlands U.	87	79-81
Brown, Ed (QB) USF	14	65	Dickel, Dan (LB) Iowa	55	74-77
Brown, Gordon (RB) Tulsa	42	87	Dickerson, Eric (RB) SMU	29	87-91
*Brown, Ray (DB) Mississippi	17	58-60	Dickey, Curtis (RB) Texas A&M	27/33	80-85
Brown, Timmy (RB) Ball State	2	68	Diehl, John (T) Virginia	78	61-64
Bryan, Walter (B) Texas Tech	21	55	Dilger, Kan (TE) Illinois	85	95
Bryant, Steve (WR) Purdue	80	87	Dilts, Bucky (P) Georgia	10	79
Buchanan, Ray (DB) Louisville	34	93-95	Dixon, Randy (OT) Pittsburgh	69	87-95
*Bulaich, Norm (RB) TCU	36	70-72	Dixon, Titus (WR) Troy State	87	89
Bulluck, Brian (LB) NC State	57	87	Dixon, Zachary (RB) Temple	31	80-82
Burke, Randy (WR) Kentucky	84	78-81	Domres, Marty (QB) Columbia	14	72-75
Burkett, Jack (LB) Auburn	55	61-66	Donaldson, Ray (C) Georgia	53	80-92
Burleson, Jason (TE) Texas	49	93	*Donovan, Art (DT) Boston College	70	53-61
Burroughs, James (CB) Mich. St.	45	82-84	Doughty, Glenn (WR) Michigan	35	72-79
Butcher, Paul (LB) Wayne St.	53	93-94	Drougas, Tom (T) Oregon	74	72-73
Butler, Ray (WR) USC	80	80-85	*Duncan, James (DB) Md. St.	35	69-71
*Call, Jack (B) Colgate	25	57-58	Dunlap, Len (DB) N. Tex. St.	46	71
Call, Kevin (OT) Colorado St.	71/72	84-93	Dunn, Perry Lee (RB) Mississippi	31	69
Campbell, Joe (T) Ohio St.	73	53-57	*Dupre, L. G. (RB) Baylor	45	55-59
Campbell, John (LB) Minnesota	55	69	Durham, Steve (DE) Clemson	72	82
Cannon, Mark (C) Texas-Arlington	58	91	Dutton, John (DE) Nebraska	78	74-78
Capers, Wayne (WR) Kansas	87	85-86	Ecklund, Brad (C) Oregon	50	53
Caron, Roger (OT) Harvard	67/74	85-86	Edmunds, Randy (LB) Ga. Tech	52	72
Carr, Roger (WR) Louisiana Tech	81	74-81	Edwards, Dan (E) Georgia	82	53-54
Carthens, Milt (OT) Michigan	68	87	Eggers, Doug (LB) S. Dakota St.	67	54-57
Carthon, Maurice (RB) Ark. St.	44	92	Ehrmann, Joe (DT) Syracuse	76	73-80
Carver, Melvin (RB) UNLV	30	87	Eisenhooth, Stan (OL) Towson St.	67	89
Cash, Kerry (TE) Texas	88	91-94	Ekern, Andy (OT) Missouri	79	84
Chandler, Chris (QB) Washington	17	88-89	Elko, Bill (NT) LSU	96	87
Chatman, Ricky (LB) LSU	52	87	Embree, Mel (E) Pepperdine	85	53
Cheatham, Ernie (T) Loyola LA	66	54	Emtman, Steve (DT) Wash.	79/90	92-94
Cherry, Stan (LB) Morgan State	59	73	Enke, Fred (QB) Arizona	17	53-54
Chester, Raymond (TE)			Erickson, Craig (QB) Miami	7	95
Morgan State	87	73-77	Etheredge, Carlos (TE) Miami	81	94
Cheyunski, Jim (LB) Syracuse	59	75-76	Faulk, Marshall (RB) San Diego St.	28	94-95
Chorovich, Dick (T) Miami (O)	78	55-56	Faulkner, Jeff (DL) Southern	94	90
Clancy, Sam (DL) Pittsburgh	76	89-93	Feagin, Wiley (G) Houston	61	61-62
Clark, Ken (RB) Nebraska	32	90-92	Fearnster, Tom (T) Florida St.	79	56
Clarks, Conrad (DB) NE Louisiana	35	95	Feasel, Grant (C) Abilene Christian	50	83-84
Clemens, Bob (B) Pittsburgh	48	62	Federspiel, Joe (LB) Kentucky	50	81
Clinkscale, Dextor (S) S.C. State	47	86	Felts, Bob (B) Florida A&M	47	65
Cofer, Mike (K) N.C. State	3	95	Ferguson, Joe (QB) Arkansas	12	90
Cogdill, Gail (E) Washington St.	80	68	Fernandes, Ron (DE) Eastern Mich.	73	76-79
Cole, Terry (RB) Indiana	34	68-69	Fields, Greg (DE) Grambling	79	79-80
Coleman, Leonard (DB)			Fields, Jitter (DB) Texas	29	87
Vanderbilt	31/47	85-87	Figaro, Cedric (LB) Notre Dame	58	91
Coley, James (TE) Clemson	87	91	Finnin, Tom (DT) Detroit	77	53-56
Collett, Elmer (G) SF State	66	73-77	Flowers, Bernie (E) Purdue	81	56
Colquitt, Craig (P) Tennessee	5	87	Flowers, Dick (B) Northwestern	18	53
Colteryahn, Lloyd (E) Maryland	87	54-56	Foley, Tim (DT) Notre Dame	78	81
Colvin, Jim (T) Houston	67/75	60-63	Foote, Chris (C) USC	66	80-81
Conjar, Larry (B) Notre Dame	48	69-70	Franklin, Cleveland (RB) Baylor	28	81-82
Conlin, Chris (OL) Penn State	66	90-91	Franklin, Willie (WR) Oklahoma	30	72
Cook, Fred (DE) So. Mississippi	72	74-80	Fultz, Mike (DT) Nebraska	72/92	81
*Cooke, Ed (E) Maryland	85	59	Gagliano, Bob (QB) Utah State	11	88
Cooks, Johnie (LB) Miss. St.	98	82-88	Gambol, Chris (OT) Iowa	74	88
Coryatt, Quentin (LB) Texas A&M	55	92-95	Ganas, Rusty (DT) S. Carolina	73	71
			*Gardin, Ron (DB) Arizona	30	70-71

ALUMNI

Gardner, Ellis (OL) Georgia Tech	65	84	Hunter, Ivy Joe (RB) Kentucky	45	89-90
Gardocki, Chris (P) Clemson	17	95	Hunter, James (NT) USC	92	82
Garrett, Mike (P) Georgia	9	81	Huzvar, John (RB) Pittsburgh	30/38	53-54
Garry, Ben (RB) So. Mississippi	29	79-80	Hyde, Glenn (OT) Pittsburgh	65	82
Gaubatz, Dennis (LB) LSU	53	65-69	Jackson, Ken (G) Texas	74	53-57
George, Ed (T) Wake Forest	73	75	Jackson, Marcus (DL) Purdue	76	87
George, Jeff (QB) Illinois	11	90-93	Jackson, Mark (WR) Purdue	84	94
Giannetti, Frank (DL) Penn State	65	91	Jackson, Victor (DB) Bowie State	39	86
Gilburg, Tom (T) Syracuse	73	61-65	James, June (LB) Texas	58	87
Gill, Owen (RB) Iowa	44	85-86	James, Tommy (B) Ohio St.	42	56
Ginn, Hubert (RB) Florida A&M	27/39	73	Jarvis, Ralph (DL) Temple	93	90
Glasgow, Nesby (DB) Washington	25	79-87	Jaworski, Matt (LB) Colgate	59	91
Glick, Gary (B) Colo. A&M	47	61	*Jefferson, Roy (WR) Utah	87	70
Golsteyn, Jerry (QB) N. Illinois	12/15	79	Jenkins, Fletcher (DE) Washington	94	82
Goode, Chris (DB) Alabama	37	87-93	Johnson, Anthony (RB) Notre Dame	23	90-93
*Goode, Tom (C) Mississippi St.	54	70	*Johnson, Cornelius (G) Va. Union	61	68-72
Grant, Alan (DB) Stanford	26	90-91	Johnson, Ellis (DT) Florida	62	95
*Grant, Bob (LB) Wake Forest	51	68-70	Johnson, Ezra (DE) Morris Brown	90	88-89
Grant, Stephen (LB) W. Virginia	59	92-95	Johnson, Gary Don (DT) Baylor	90	80
Graves, Marsharne (OT) Arizona	61	87	Johnson, Greg (DT) Florida State	79	77
Gray, Cecil (DL) North Carolina	75	93-94	Johnson, Kelley (WR) Colorado	84	87
Gray, Derwin (DB) Brigham Young	30	93-95	Johnson, Marshall (WR) Hou.	29/80	75-80
Green, Anthony (DT) N. Carolina St.	91	81	Johnson, Wayne (QB) Georgia	18	89
Gregory, Ken (E) Whittier	88	61	Jones, Bert (QB) LSU	7	73-81
Griffin, Wade (T) Mississippi	69	77-81	Jones, Brian (LB) Texas	56	91
Griggs, Perry (KR) Troy State	28	77	Jones, Bryant (DB) Toledo	33	87
Grimm, Dan (G) Colorado	67	69	Jones, Joe (TE) Va. Tech.	81	87
Grimmsley, Ed (LB) Akron	56	87	Jones, Mike (TE) Texas A&M	49	93
Groce, Cliff (RB) Texas A&M	27	95	Jones, Ricky (LB) Tuskegee	51	80-83
Gross, Lee (C) Auburn	52	79	Jordan, Steve (K) USC	6	87
Haines, John (DL) Texas	90	86	*Joyce, Don (DE) Tulane	76/83	54-60
Hall, Randy (CB) Idaho	33	74, 76	Justin, Paul (QB) Arizona State	11	95
Hamm, Bob (DE) Nev.-Reno	95	87	Justin, Sid (CB) Long Beach St.	44	82
Hancock, Kevin (LB) Baylor	51	87	Kaczmarek, Mike (LB) Southern Ill.	52	73
Hand, Jon (DE) Alabama	78	86-94	Kafentzis, Mark (S) Hawaii	29	83-84
Harbaugh, Jim (QB) Michigan	4/12	94-95	Kalmanir, Tom (B) Nevada	40	53
Harbour, James (WR) Mississippi	87	86	Keane, Tom (DB) W. Virginia	21	53-54
Hardeman, Don (RB) Texas A&I	36	78-79	Kearse, Tim (WR) San Jose St.	85	87
Harness, Jim (B) Mississippi St.	20/41	56	Kellar, Scott (NT) N. Illinois	94	86-87
Harold, George (B) Allen	42	66-67	Kennedy, Jimmie (TE) Colorado St.	85	75-77
Harper, Shawn (OT) Indiana	75	95	Kerkorian, Gary (QB) Stanford	18	54-56, 58
Harris, Joe (LB) Georgia Tech	50	82	Kern, Rex (DB) Ohio State	44	71-73
Harris, Wendell (DB) LSU	26	62-65	Kiel, Blair (QB) Notre Dame	5	86-87
Harrison, Bob (B) Ohio U.	20	61	Kirchiro, Bill (G) Maryland	64	62
Harrison, Dwight (DB) Texas A&I	28	78-79	Kirchner, Mark (OT) Baylor	63	84, 86
Hart, Jeff (T) Oregon State	68	79-83	Kirkland, Mike (QB) Arkansas	15	76-78
Hatchett, Derrick (CB) Texas	42	80-83	Kirouac, Lou (T) Boston College	61	64
Hathaway, Steve (LB) W. Virginia	58	84	Klecko, Joe (NT) Temple	73	88
*Havrilak, Sam (B) Bucknell	17	69-73	Knight, Steve (OL) Tennessee	63/73	87-88
*Hawkins, Alex (B) S. Carolina	25	59-65, 67-68	Kofler, Matt (QB) San Diego State	12	85
Hawthorne, Greg (TE) Baylor	83	87	Koman, Bill (G) North Carolina	65	56
Haymond, Alvin (DB) Southern U.	30	64-67	Kostelnik, Ron (T) Cincinnati	65	69
Heffern, Shawn (OL) Notre Dame	79	87	Kovac, Ed (B) Cincinnati	43	60
Heimkreiter, Steve (LB) Notre Dame	58	80	Krahl, Jim (DT) Texas Tech.	90	79-80
Hemphill, Darryl (FS) W. Texas St.	27	82	Krauss, Barry (LB) Alabama	55	79-88
*Hendricks, Ted (LB) Miami (Fla.)	83	69-73	*Krouse, Ray (DE) Maryland	78	58
Henry, Bernard (WR) Arizona St.	88	82-85	Kunz, George (T) Notre Dame	75	75-77, 80
Henry, Steve (DB) Emporia State	44	81	La Fleur, Greg (TE) LSU	83	86
Hepburn, Lonnie (CB) Texas So.	43	71-72	Laird, Bruce (DB) American Intl.	40	72-81
Hermann, John (B) UCLA	20	56	Landry, Greg (QB) Massachusetts	11	79-81
Herosian, Brian (S) Connecticut	29	73	Langas, Bob (E) Wayne	83	54
Herrmann, Mark (QB) Purdue	9	83-84, 90-92	Lange, Bill (G) Dayton	66	53
Herrod, Jeff (LB) Mississippi	54	88-95	Langhorne, Reggie (WR)		
Hester, Jessie (WR) Florida State	84	90-93	Elizabeth City State	85	92-93
Hickman, Dallas (LB) California	57	81	LaPointe, Ron (TE) Penn State	85	80
Hicks, Dwight (S) Michigan	29	86	Larson, Kurt (LB) Michigan State	59	89-90
Hilger, Rusty (QB) Oklahoma St.	7/12	90-91	*Larson, Lynn (T) Kansas St.	67	71-72
*Hill, Jerry (RB) Wyoming	45	61, 63-70	Laskey, Bill (LB) Michigan	51	71-72
*Hilton, Roy (DE) Jackson St.	85	65-73	Lattimore, Brian (RB) SE Mo. St.	21	91
Hinton, Chris (G/T) Northwestern	75	83-89	Leaks, Roosevelt (RB) Texas	48	75-79
Hinton, Chuck (DT) N. Carolina Col.	75	72	Leberman, Bob (B) Syracuse	40	54
*Hinton, Ed (WR) Oklahoma	33	69-72	*Lee, David (P) Louisiana Tech	49	66-78
Hoaglin, Fred (C) Pittsburgh	54	73	Lee, Keith (DB) Colorado State	42	85
Hogeboom, Gary (QB) C. Michigan	7	86-88	Lee, Monte (C) Texas	67	65
Holloway, Cornell (DB) Pittsburgh	25	90-92	Lee, Ron (RB) West Virginia	34	76-78
Holt, John (CB) W. Texas State	21	86-88	Leiding, Jeff (LB) Texas	92	86-87
Horn, Dick (B) Stanford	18	58	Lesane, Jimmy (B) Virginia	31	54-55
Howe, Garry (DT) Colorado	72	94	Lester, Keith (TE) Murray St.	88	87
Hudson, Nat (OG) Georgia	63	82	*Lewis, Harold (B) Houston	43	59
Huff, Ken (G) N. Carolina	62	75-82	Lewis, Joe (T) Houston	72	61
Huffman, Darvell (WR) Boston U.	85	91	Linhart, Toni (K) Austria Tech.	2	74-79
Hugasian, Harry (B) Stanford	31	55	Linn, Jack (OT) West Virginia	67	91
Humiston, Mike (LB) Weber St.	57	81-82, 84	Linne, Aubrey (E) TCU	87	61
Humm, David (QB) Nebraska	10/11	81-82	*Lipscomb, Gene (DT) Miller H.S.	76	56-60
Humphrey, Ronald (DB) Ms. V. St.	25	94-95	Little, Jack (T) Texas A&M	72	53-54
Humphries, Leonard (DB) Penn St.	23	94	Lockett, J.W. (B) Okla. Central	35	63
Hunley, LaMonte (LB) Arizona	56	85-86	*Logan, Jerry (DB) W. Texas State	20	63-72
Hunt, George (K) Tennessee	10	73	Looney, Joe Don (RB) Oklahoma	32	64
			Lorick, Tony (RB) Arizona St.	33	64-67
			Lowdermilk, Kirk (C) Ohio State	63	93-95

ALUMNI

Lowry, Orlando (LB) Ohio St.	58/59	85-89	*Nelson, Dennis (T) Illinois State	68	70-74
Luca, Derrel (LB) Baylor	58	75-78	Nettles, Doug (CB) Vanderbilt	30	74-79
Lush, Mike (DB) E. Stroudsburg St.	28	86	*Newsome, Billy (DE) Grambling	81	70-72
Luther, Ed (QB) San Jose St.	11	86	Nichols, Ricky (WR) East Carolina	80	85
*Lyles, Lenny (DB) Louisville	26/43	58, 61-69	*Nichols, Robbie (LB) Tulsa	52	70-71
Mackey, Dee (E) E. Texas St.	85	61-62	Noble, James (WR) S.F. Austin	87	87
*Mackey, John (TE) Syracuse	88	63-71	Noga, Al (DE) Hawaii	99	94
MacLeod, Tom (LB) Minnesota	52	74-78	Nottingham, Don (RB) Kent State	48	71-73
Mahtum, Eric (OG) California	65	94-95	Novak, Ken (DT) Purdue	74	76-77
*Maitland, Jack (RB) Williams	23/40	70	*Nowatzke, Tom (RB) Indiana	34	70-72
Majkowski, Don (QB) Virginia	7	93-94	Nugent, Terry (OB) Colo. State	14	87
Manoa, Tim (RB) Penn State	44	91	Nunn, Freddie Joe (DE) Mississippi	93	94-95
Maples, Butch (C) Baylor	53	63	*Nutter, Buzz (C) VPI	50	54-60, 65
*Marchetti, Gino (DE) USF	75/89	53-64, 66	Nyers, Dick (B) Indiana Central	21/80	56-57
Marshall, Greg (DT) Oregon St.	66	78	Oatis, Victor (WR) N.W. Louisiana	84	83
Martin, Jim (K) Notre Dame	47	63	*O'Brien, Jim (K, WR) Cincinnati	80	70-72
Martin, Robbie (WR) Cal Poly-SLO	31/88	85-86	O'Dell, Stu (LB) Indiana	55	78
Martin, Sammy (WR) LSU	86	91	Odum, Cliff (LB) Texas-Arlington	49/93	82-89
Mason, Lindsey (OT) Kansas	79	83	Oldham, Ray (S) Mid. Tenn. St.	25	73-77
Mathews, Jason (OT) Texas A&M	74	94-95	Olds, Bill (RB) Nebraska	38	73-75
Matich, Trevor (OL) Brigham Young	64	92-93	Olive, Bobby (WR) Ohio State	16	95
Mattie, Tom (RB) Ohio St.	27/41	61-72	Oliver, Hubert (FB) Arizona	30	86
Mattes, Ron (OT) Virginia	75	92	O'Neal, Calvin (LB) Michigan	51	78
Mattiace, Frank (DL) Holy Cross	97	87	*O'Neal, Robert (DB) Clemson	32	93-94
*Matuszak, Marv (B) Tulsa	64	59-61	Ontko, Bob (LB) Penn State	51	87
Mauck, Carl (LB) So. Illinois	65	69	Orduña, Joe (RB) Nebraska	37	74
*Maxwell, Tom (B) Texas A&M	42	69-70	*Orr, Jimmy (E) Georgia	28	61-70
Maxwell, Vernon (LB) Arizona St.	56	83-84	Orvis, Herb (DT) Colorado	88	79-81
*May, Ray (LB) USC	56	70-72	O'Steen, Dwayne (DB) San Jose St.	35	82
May, Ron (TE) Morgan State	83	74	Owens, Luke (T) Kent St.	72	57
McCall, Reese (TE) Auburn	86	78-82	Owens, R.C. (E) Coll. of Idaho	27	62
McCauley, Don (RB) N. Carolina	23	71-81	Ozdowski, Mike (DE) Virginia	51/71	78-81
McClendon, Skip (DL) Arizona St.	95	92-93	Padjen, Gary (LB) Arizona St.	60/90	82-84, 87
McCloskey, Mike (HB) Penn State	49	87	Pagel, Mike (QB) Arizona State	18	82-85
McCloughan, Dave (DB) Colorado	42	91	Pankey, Irv (OT) Penn State	75	91-92
McCoy, Tony (NT) Florida	61/94	92-95	Paris, William (OL) Michigan	79	91
McDonald, Devon (LB) Notre Dame	57	93-95	Parker, Anthony (DB) Arizona St.	43	89
McDonald, Quintus (LB) Penn St.	96	89-91	*Parker, Jim (T, G) Ohio St.	77	57-67
McElroy, Ray (DB) E. Illinois	40	95	Parker, Steve (DE) E. Illinois	78	83-84
McEggar, Keli (TE) Colorado St.	83	85	Parrish, James (OL) Temple	75	93
McHarg, Lamar (QB) Arkansas	14/17	61-63	Patera, Jack (LB) Oregon	61	55-57
McLemore, Chris (RB) Arizona	36	87	Patrick, Garin (OL) Louisville	64	95
McLemore, Thomas (TE) Southern	81	95	Patten, Joel (OT) Duke	65	87-88
McMillan, Chuck (B) John Carroll	31	54	Pear, Dave (DT) Washington	65	75
McMillan, Randy (RB) Pittsburgh	32	81-86	Pearson, Preston (RB) Illinois	26	67-69
McNanie, Sean (DL) San Diego St.	90	90	Peguese, Willis (DE) Miami	96	92-93
McPhail, Buck (RB) Oklahoma	31	53	*Pellington, Bill (LB) Rutgers	36/65	53-64
McQuaid, Dan (OL) Nevada-L.V.	60	88	Pelton, Mike (DL) Auburn	99	95
Memmelar, Dale (G) Wyoming	67	66-67	Pepper, Gene (G) Mississippi	60	54
Mendenhall, Ken (C) Oklahoma	57	71-80	Perkins, Bruce (RB) Arizona State	34	91
Merritts, Jim (DL) West Virginia	65	87	*Perkins, Ray (WR) Alabama	27	67-71
Metcalf, Bo (FB) Baylor	28	84	Perry, Joe (RB) Compton	34	61-62
Michaels, Lou (DE, K) Kentucky	79	64-69	Perryman, Jim (DB) Millikin	43	87
Middleton, Frank (RB) Florida A&M	43	84	Petersen, Ted (OT) Eastern Illinois	71	84
Mike-Mayer, Steve (K) Maryland	5	79-80	Peterson, Gerald (T) Texas	76	56
Mildren, Jack (S) Oklahoma	11	72-73	Petties, Neal (E) San Diego St.	84	64-66
Miller, Chuckie (DB) UCLA	28	88	Pinkney, Reggie (DB) E. Carolina	37	79-81
Miller, Dan (K) Miami (Fla.)	1	82	Pittman, Charlie (RB) Penn St.	42	71
Miller Eddie (WR) South Carolina	86	92-93	Plantz, Ron (OL) Notre Dame	67	87
*Miller, Fred (DT) LSU	76	63-72	Plummer, Bruce (DB) Miss. St.	23	89
Mills, Jim (T) Hawaii	76	83-84	*Plunkett, Sherm (T) Md. St.	79	58-60
Mioduszewski, Ed (B) Wm. & Mary	26	53	Pollard, Marcus (TE) Bradley	81	95
Mitchell, Lydell (RB) Penn State	26	72-77	Poole, Barney (E) Army, Miss.	83	53
*Mitchell, Tom (TE) Bucknell	84	68-73	Porter, Ricky (RB) Slippery Rock, Pa.	20	83
Mooney, Ed (LB) Texas Tech	58	72-73	Porter, Ron (LB) Idaho	55	67-69
Moore, Alvin (RB) Arizona State	23	83-84	Porter, Tracy (WR) LSU	87	83-84
Moore, Henry (B) Arkansas	27	57	Potts, Roosevelt (RB) NE Louisiana	42	93-95
Moore, Jimmy (G) Ohio State	65	81	Pratt, Robert (G) N. Carolina	61	74-81
*Moore, Lenny (RB) Penn State	24	56-67	*Preas, George (T) VPI	60	55-65
Morgan, Stanley (WR) Tenn.	86/88	90	*Pricer, Billy (RB) Oklahoma	31	57-60
*Morrall, Earl (QB) Michigan St.	15	68-71	Prior, Mike (DB) Illinois State	39	87-92
Morrison, Don (OT) Texas-Arl	79	78	Pruitt, James (WR) Cal. St.-Full.	49/86	88-89
Morrison, Steve (LB) Michigan	92	95	Pyle, Palmer (G) Michigan St.	62	60-63
Mosier, John (TE) Kansas	88	72	Raba, Bob (TE) Maryland	85	80
Moss, Roland (RB, TE) Toledo	44	69	Radachowsky, George (DB) Boston College	21	84-85
Moss, Zefross (OT) Alabama St.	73	89-94	Radecic, Scott (LB) Penn St.	52/97	90-95
Mrosko, Bob (TE) Penn State	88	91	Radosевич, George (C) Pitt.	52/72	54-56
Mumphord, Lloyd (CB) Texas So.	42	75-76	Raiff, Jim (G) Dayton	60	54
Munsey, Nelson (CB) Wyoming	31	72-77	Ramsey, Tom (QB) UCLA	14	89
Murray, Dan (LB) E. Stroudsburg St.	52	89	Randle, Tate (CB) Texas Tech	35	83-86
Murray, Walter (WR) Hawaii	86	86-87	Ransdell, Bill (QB) Kentucky	9	88
Murtha, Greg (OT) Minnesota	78	82	Ratigan, Brian (LB) Notre Dame	52	94
*Mutscheller, Jim (E) Notre Dame	84	54-61	Ray, John (OL) West Virginia	68	93
Myers, Bob (T) Ohio St.	79	55	Raymond, Gerry (OG) Boston Col.	63	82
*Myhra, Steve (LB, K) N. Dakota	65	57-61	*Rechichar, Bert (DB, K) Tenn.	44	53-59
Nagle, Browning (DB) Louisville	18	84	Redd, Glen (LB) BYU	58	86
Napaski, Eric (LB) Connecticut	51	89	Reece, Geoff (C) Washington St.	50	78
Neal, Dan (C) Kentucky	50	73-74	Reed, Mark (QB) Moorhead St., Minn.	8	83
*Nelson, Andy (DB) Memphis St.	80	57-63	Reese, Guy (T) SMU	75	64-65

ALUMNI

Remo, Roger (LB) Syracuse	90	87	Tabor, Tom (DT) Baylor	76	82
Renfro, Dean (B) N. Texas St.	20	55	Taliaferro, George (B) Indiana	20	53-54
*Ressler, Glenn (G) Penn State	62	65-74	*Taseff, Carl (B) John Carroll	23	53-61
Rhodes, Danny (LB) Arkansas	56	74	Tate, David (DB) Colorado	49	94-95
*Richardson, Jerry (E) Wofford	87	59-60	Taylor, David (T) Catawba	64	73-79
Richardson, Willie (WR) Jackson St.	87	63-69, 71	Taylor, Hosea (DE) Houston	90	81, 83
Ricketts, Tom (OG) Pittsburgh	68	92	Taylor, Jim Bob (QB) Georgia Tech	12	83
Riley, Butch (LB) Texas A&I	54	69	Taylor, Keith (DB) Illinois	27	88-91
Riley, Eugene (TE) Ball State	87	90	Teichelman, Lance (DL) Texas A&M	99	94
Rison, Andre (WR) Michigan St.	85/87	89	Thomas, Jesse (B) Michigan St.	40/41	55-57
Robinson, Chas. (G) Morgan State	66	54	Thomas, Marquise (LB) Miss.	94	93
Robinson, Freddie (DB) Alabama	47	87-88	Thomas, Spencer (DB) Washburn	46	76
Robinson, Glenn (DE) Oklahoma St.	71	75	Thompson, Arland (OG) Baylor	67	82
Rowe, David (DT) Penn State	74	78	Thompson, Aundra (WR) E. Tx. St.	21	83
Rudnick, Tim (DB) Notre Dame	43	74	Thompson, Don (DE) Richmond	83	62-63
Saar, Brad (LB) Ball State	59	87	Thompson, Donnell (DE) N. Carolina	99	81-91
Salisbury, Sean (QB) USC	8/13	87	Thompson, Norm (DB) Utah	43	77-79
Sally, Jerome (NT) Missouri	76	87	Thompson, Ricky (WR) Baylor	88	76-77
Salter, Bryant (DB) Pittsburgh	46	76	Thompson, Reggie (WR) Bowl. Green	86	91
*Sample, John (DB) Maryland St.	44/47	58-60	Thorp, Don (NT) Illinois	62/78/96	87-88
Sanders, Glen (LB) Louisiana Tech	58	95	*Thurston, Fred (G) Valparaiso	64	58
*Sandusky, Alex (G) Clarion	68	54-66	Tomberlin, Pat (OT) Florida St.	68	89-90
*Sanford, Leo (C) Louisiana Tech	55	58	Toner, Ed (RB) Boston College	28/44	92-94
Satterwhite, Howard (WR-KR)			Tongue, Marco (CB) Bowie St.	46	83
Sam Houston State	28	77	Toth, Zollie (RB) LSU	36	53-54
Saul, Bill (LB) Penn State	50	62-63	Troup, Bill (QB) S. Carolina	12	74, 76-78
Schlichter, Art (QB) Ohio State	10	82, 84-85	Trudeau, Jack (QB) Illinois	10	86-93
Schmiesing, Joe (DT-DE) N. M. St.	75	73	Tullis, Willie (CB) Troy State	42	87-88
Schultz, William (OL) USC	74	90-93	Tupa, Tom (QB) Ohio State	7	92
Scott, Chris (DE) Purdue	95	84-85	Turner, Bake (E) Texas Tech	30	62
Scott, Freddie (WR) Amherst	86	74-77	Turner, Floyd (WR) N.W. Lou.	85/88	94-95
Sharkey, Ed (G) Duke, Nevada	64	53	Turner, Ricky (QB) Wash. State	12	88
*Shaw, George (QB) Oregon	14	55-58	*Unitas, John (QB) Louisville	19	56-72
*Sherer, Dave (E) SMU	86	59	Utt, Ben (OG) Georgia Tech	64	82-89
Sherwin, Tim (TE) Boston Col.	83	81-87	Van Divier, Randy (T) Washington	79	81
Shields, Burrell (B) John Carroll	31	55	Van Duyne, Bob (G) Idaho	67	74-80
Shields, Lebron (G) Tennessee	73	60	Vander Poel, Mark (OT) Col.	72/75	91-92
Shinners, John (G) Xavier	64	72	Vanderbeek, Matt (LB) Mich. St.	58	90-92
*Shinnick, Don (LB) UCLA	66	57-68	Varty, Mike (LB) Northwestern	51	75
Shiver, Sanders (LB) Carson-New	54	76-83	Venuto, Jay (QB) Wake Forest	14	81
Shtapak, Boris (K) Michigan State	2	72	Verdin, Clarence (WR) SW Lou.	83	88-93
Shoulders, Darin (OT) Tulane	64	91	Vessels, Billy (RB) Oklahoma	21	56
Shula, David (WR) Dartmouth	85	81	Vickers, Kipp (OL) Miami	71	93-95
Shula, Don (DB) John Carroll	25	53-56	Virkus, Scott (DE) San Fran. CC.	94	84-85
Siani, Mike (WR) Villanova	45	78-80	*Vogel, Bob (T) Ohio St.	72	63-72
Simmons, Dave (LB) N. Carolina	60/96	82	*Volk, Rick (DB) Michigan	21	67-75
Simmons, John (CB) SMU	41	87	Waechter, Henry (DE) Nebraska	71	83-84
Simmons, Stacey (WR) Florida	85	90	Walczak, Mark (TE) Arizona	83/84	87
Simonini, Ed (LB) Texas A&M	56	76-81	Walker, Tony (LB) SE Mo. St.	92	90-93
Simonson, Dave (T) Minnesota	60	74	Wallace, Jackie (S) Arizona	20	75-76
*Simpson, Jack (B) Florida	41	58-60	Ward, Jim (QB) Gettysburg	16	67-69
Sims, Marvin (RB) Clemson	39	80-81	Warren, Lamont (RB) Colorado	21	94-95
Sims, Thomas (DL) Pittsburgh	92	93-94	Washington, Charles (DB) Cameron	46	89
Sims, Tommy (S) Tennessee	45	86	Washington, Joe (RB) Oklahoma	20	78-80
Sinnot, John (OT) Brown	79	82	Washington, Ronnie (LB) NE Lou.	57	89
Siragusa, Tony (NT) Pittsburgh	98	90-95	Watts, Damon (DB) Indiana	36	94-95
*Smith, Billy Ray (T) Arkansas	74/83	61, 63-70	Weathers, Clarence (WR) Del. St.	85	89
*Smith, Bubba (DE) Michigan St.	78	67-71	Welch, Jim (B) SMU	46	60-67
Smith, Byron (DE) California	91	84-85	West, Derek (OT) Colorado	72	95
Smith, Ed (LB) Vanderbilt	52	80-81	White, Bob (B) Stanford	25	55
Smith, Holden (WR) California	84	82	White, Brad (DT) Tennessee	92	84-85
Smith, Ollie (WR) Tennessee St.	80	73-74	White, Stan (LB) Ohio State	53/54	72-79
Smith, Phil (WR) San Diego St.	86	83-84	White, Will (DB) Florida	21	93
Smith, Zeke (LB) Auburn	61	60	Whittington, Bernard (DE) Indiana	95	94-95
Smolinski, Mark (B) Wyoming	32	61-62	Wilkerson, Daryl (DE) Houston	92	81
Snyder, Pat (OL) Purdue	57	91	Williams, John (RB) Wisconsin	40	87
Soft, Ron (OG) Maryland	66	84-88, 92	*Williams, John (G) Minnesota	75	68-71
*Sommer, Mike (RB) George Wash.	26	59-61	Williams, Kendall (CB) Arizona St.	44	83
Speyrer, Cotton (WR) Texas	28	72-74	Williams, Kevin (WR) USC	21	81
*Spinney, Art (G) Boston Col.	63/81	53-60	Williams, Newton (RB) Arizona St.	39	83
Stablein, Brian (WR) Ohio St.	86	94-95	Williams, Oliver (WR) Illinois	86	85-86
Stanback, Harry (DE) N. Carolina	93	82	Williams, Sid (LB) Southern	64	68
Stargell, Tony (DB) Tenn. State	45	92-93	Williams, Steve (DT) Western Car	74	74
Stark, Rohn (P) Florida State	3	82-94	Williams, Vaughn (DB) Stanford	40	84
Staysiak, Joe (OT) Ohio State	79	92-95	Williams, Warren (RB) Miami	44	93
Stevens, Howard (RB) Louisville	27	75-77	Wilson, Butch (E) Alabama	86	63-67
Stone, Avatus (B) Syracuse	41	58	Wilmot, Trevor (LB) Indiana	96	95
Stonebreaker, Steve (LB) Detroit	31	64-66	Windauer, Bill (DT) Iowa	65	73-74
Streeter, George (DB) Notre Dame	46	90	Wingate, Elmer (E) Maryland	84/89	53
Strock, Don (DB) Virginia Tech	12	89	Winkler, Jim (T) Texas A&M	76/79/84	53
Strofolino, Mike (LB) Villanova	51	65	Winter, Blaise (DE) Syracuse	96	84
*Stukes, Charles (DB) Md. St.	47	67-72	Wisniewski, Leo (NT) Penn St.	69	82-84
Stynchula, Andy (T) Penn State	83	66-67	Wolford, Will (OT) Vanderbilt	67	93-95
*Sullivan, Dan (G, T) Boston Col.	71	62-72	Womble, Royce (RB) N. Texas St.	26	54-57
Swoope, Craig (DB) Illinois	26	87-88	Wonsley, George (RB) Miss. St.	34	84-88
*Szymanski, Dick (C, LB) Notre Dame	52	55, 57-68	Wood, Mike (K) S.E. Missouri	16	81-82
			Woods, Mike (LB) Cincinnati	59	79-81
			Workman, Vince (RB) Ohio State	46	95
			*Wright, George (DT) Houston	60/74	70-71
			Wright, Johnnie (RB) S.C.-Col.	38	82

ALUMNI

Wright, Steve (T) Northern Iowa	.73	.83-84
Wright, Terry (DB) Temple	.27/40	.87-88
Yohn, Dave (C) Gettysburg	.51	.62
Young, Anthony (DB) Temple	.37	.85
Young, Buddy (B) Illinois	.22	.53-55

Young, Dave (TE) Purdue	.81/86	.83-84
Young, Dick (B) Chattanooga	.24/31	.55-56
Young, Fredd (LB) New Mex. St.	.56	.88-90
Zabel, Steve (LB) Oklahoma	.58	.79

The following players and coaches were members of the Baltimore Colts teams that played in the All American Football Conference and then in the NFL during the 1947-1950 seasons.

Coaches

Campofreda, Nick - W. Md.	.1947
Conkright, Bill - Oklahoma	.1949
Crow, Clem - Notre Dame	.1950
Defilippo, Lou - Fordham	.1948
Driskill, Walter - Colorado	.1949
Edmonds, Don - Indiana	.1947
Hewlett, Andy - Davidson	.1947
Hunt, Joel - Texas A&M	.1947

Isbell, Cecii - Purdue	.1947-49
Michalske, Mike - Penn State	.1949
Miner, Wayne - Notre Dame	.1950
O'Rourke, Chas. - Boston College	.1949
Pirro, Rocco - Catholic U	.1950
Stidham, Tom - Haskell	.1947-48
Taylor, John - Ohio State	.1947

Players

Akins, Frank (B) Washington St.	.47	
Artoe, Lee (T) Santa Clara, Calif.	.44	.48
Averno, Sisto (G) Muhlenberg	.32	.50
Barwegen, Dick (G) Purdue	.31	.48-49
Baumgartner, Bill (E) Minnesota	.29	.47
Bechtol, Hub (E) Texas	.57	.47-49
Beson, Warren (C) Minnesota	.32	.49
Berezney, Pete (T) Notre Dame	.47	.48
Black, John (B) Mississippi State	.85	.47
Blanda, George (QB) Kentucky	.64	.50
Blandin, Ernie (T) Tulane	.41	.48-50
Blount, Lamar (E) Mississippi St.	.59	.47
Brown, Hardy (LB) Tulsa	.73	.50
Buksar, George (B) Purdue, USF	.77	.50
Burk, Adrian (QB) Baylor	.68	.50
Campbell, Leon (B) Arkansas	.78	.50
Case, Ernie (B) UCLA	.67	.47
Castiglia, Jim (B) Georgetown	.29	.47
Coleman, Herb (C) Notre Dame	.22/29	.48
Collins, Albin (B) LSU	.88	.50
Colo, Don (T) Brown	.45	.50
Cooper, Ken (C) Vanderbilt	.33	.49-50
Corley, Elbert (C) Mississippi State	.22	.48
Cowan, Bob (C) Indiana	.83	.49
Crisler, Hal (E) San Jose State	.56	.50
Cure, Armand (B) Rhode Island	.47	
Davis, Lamar (E) Ga. Tech	.51	.47-49
Dellerba, Spiro (B) Ohio State	.71/77	.48-49
Donovan, Art (DT) Boston Col.	.49/70	.50
Dudish, Andy (B) Georgia	.88	.47
Faunce, Everett (B) Minnesota	.49	
Filchock, Frank (B) Indiana	.64	.50
Fletcher, Oliver (E) USC	.53	.50
Fowler, Aubrey (B) Arkansas	.80	.48
French, Barry (G) Purdue	.35	.47-50
Galvin, John (B) Purdue	.63	.47
Gambino, Lucien (B) Maryland	.77/89	.48-49
Garrett, Bill (G) Miss. St.	.30	.48-49
Getchell, Gorham (E) Temple	.59	.47
Gillory, Byron (B) Texas	.49	
Grain, Ed (G) Penn	.33/45	.47-48
Grossman, Rex (B) Indiana	.74	.47-48
Groves, George (G) Marquette	.37	.48
Handley, Dick (C) Fresno State	.24	.47
Hekkers, George (T) Wisconsin	.44	.47
Higgins, Luke (G) Notre Dame	.31/32/38	.47
Hillenbrand, Bill (B) Indiana	.82	.47-48
Jagade, Harry (B) Indiana	.76	.49
Jenkins, Jon (T) Dartmouth	.47	.49-50
Jensen, Bob (E) Iowa State	.54	.50
Jones, Ralph (E) Alabama	.52	.47
Kasap, Mike (T) III & Purdue	.46	.47
Kelly, Bob (B) Notre Dame	.89	.49
King, Ed (G) Boston College	.34	.50
Kingery, Wayne (B) LSU	.80	.49
Kissell, Vito (B) Holy Cross	.72	.50
Klug, Al (T) Marquette	.38/41	.47-48
Kodba, Joe (C) Purdue	.28	.47
Konetsky, Floyd (E) Florida	.54	.47
Landrigan, Jim (T)		
Holy Cross-Dartmouth	.59	.47
Leicht, Jake (B) Oregon	.81	.48-49

Leonard, Bill (E) Notre Dame	.54	.49
Lio, Augie (G) Georgetown	.37	.47
Livingstone, Bob (B) Notre Dame	.86	.50
Madar, Elmer (E) Michigan	.53	.47
Maggioli, Achille (B) Notre Dame	.80	.50
Marino, Vic (G) Ohio State	.34	.47
Maves, Earl (B) Wisconsin	.48	
Mayne, Lew (B) Texas	.88	.48
Mazzanti, Gino (B) Arkansas	.83	.50
McCormick, Len (C) Baylor	.28	.48
Mellus, John (T) Villanova	.48	.47-49
Mertes, Bus (B) Iowa	.73	.47-48
Meyer, Gil (E) Wake Forest	.55	.47
Mobley, Rudy (B) Hardin-Simmons	.81	.47
Murray, Earl (G) Purdue	.30	.50
Mutryn, Chet (B) Xavier	.81	.50
Nelson, Bob (C) Baylor	.28	.50
Nemeth, Steve (B) Notre Dame	.48	.47
Nolander, Don (C) Minnesota	.47	
North, John (E) Vanderbilt	.55	.48-50
Nowaskey, Bob (DE) Washington	.52	.48-50
Oristaglio, Bob (E) Penn	.57	.50
O'Rourke, Chas. (B) Boston Col.	.66	.48-49
Owens, Jim (E) Oklahoma	.59	.50
Page, Paul (B) SMU	.88	.49
Perina, Bob (B) Princeton	.84	.50
Perpich, George (T) Georgetown	.48	.47
Pfohl, Bob (B) Purdue	.85	.48-49
Phillips, Mike (C) W. Maryland	.21	.47
Poole, Oliver (E) Mississippi	.54	.48
Prewitt, Felto (C) Tulsa	.20	.49
Rich, Herb (B) Vanderbilt	.87	.50
Ruthstrom, Ralph (B) SMU	.84	.49
Salata, Paul (E) USC	.51	.50
Schweder, John (G) Penn	.37/66	.50
Schwenk, Bud (B) Wash. U.	.40/64	.47
Sidorik, Alex (T) Miss. St.	.44	.48-49
Sigurdson, Sig (E) Lutheran	.56	.47
Simmons, Jack (G) Detroit	.32	.48
Sinkwich, Frank (B) Georgia	.76	.47
Smith, Joe (E) Texas Tech	.56	.48
Spaniel, Frank (B) Notre Dame	.85	.50
Spavital, Jim (B) Okla. A&M	.76	.50
Spinney, Art (G) Boston College	.53	.50
Spruill, Jim (T) Rice	.46	.48-49
Stewart, Ralph (C) Missouri-N.D.	.20	.48
Stone, Bill (B) Bradley	.82	.49-50
Sylvester, John (B) Temple	.83	.48
Terrell, Ray (B) Mississippi	.83	.47
Tillman, Alonzo (C) Oklahoma	.22	.49
Tittle, Y.A. (QB) LSU	.63	.48-50
Trebotich, Ivan (B) St. Mary's	.77	.47
Vacanti, Sam (B) Nebraska	.67/69	.48-49
Vardian, John (B) Ft. Pierce	.87	.47-48
Wedemeyer, Herman (B) St. Mary's	.87	.49
Williams, Joel (C) Texas	.22	.50
Williams, Windell (E) Rice	.53	.48
Wright, John (B) Maryland	.71	.47
Yokas, Frank (G) Great Lakes NTS	.30	.47
Zalejski, Ernie (B) Notre Dame	.89	.50
Zorich, George (G) Northwestern	.33	.47

DRAFT HISTORY

THE COLTS DRAFT HISTORY

1947 (12/20-21/46) SPECIAL - Arnold Tucker, B, West Point; Ernie Case, B, UCLA;
REGULAR - 1-Elmer Madar, E, Michigan; 2-Hubert Bechtol, E, Texas; 3-Tommy Mont, B, Maryland; 4-Weldon Humble, G, Rice; 5-Russ Deal, T, Indiana; 6-Don Malmberg, T, UCLA; 7-Vic Schwall, B, Northwestern; 8-Howard Turner, B, North Carolina State; 9-Franklin Hubbell, E, Tennessee; 10-Gaston Burgeois, G, Tulane; 11-James Brieske, C, Michigan; 12-Rudy Mobley, B, Hardin-Simmons; 13-Gerald Doherty, B, Delaware; 14-Bill Baumgartner, E, Minnesota; 15-Jim Kekeris, T, Missouri; **SUPPLEMENTARY** - 16-John North, E, Vanderbilt; 17-Jim Canady, B, Texas; 18-Howie Brown, G, Indiana; 19-John Sims, B, Tulane; 20-Bert Vander Clute, G, Wesleyan; 21-Tony Stalloni, T, Delaware; 22-Jean Lamoure, G, Fresno State; 23-Leo Daniels, B, Texas A&M; 24-M. "Tex" Reilly, B, Colorado; 25-Jim Landrigan, T, Holy Cross

1948 (12/16-17/47) - 1-Bobby Layne, B, Texas; 2-William Garrett, T, Mississippi State; 3-Earl Cook, G, SMU; 4-Dan Sandifer, B, LSU; 5-Joe Smith, E, Texas Tech; 6-Gene Ruskowski, T, Ohio U.; 7-Jim Batchelor, B, East Texas State; 8-Rex Olson, B, Brigham Young; 9-Aubrey Fowler, B, Arkansas; 10-Jack Fitch, B, North Carolina; 11-Don Ettinger, T, Kansas; 12-Paul Redfield, T, Colgate; 13-Stan Magdziak, B, William & Mary; 14-Dick Deranek, B, Indiana; 15-Robert Norman, B, Washington & Lee; 16-Charles Working, B, Washington & Lee; 17-George Sparter, C, North Carolina; 18-Rollin Prather, E, Kansas State; 19-Norman Mosely, B, Alabama; 20-Carmen Ragonese, B, New Hampshire; 21-Bob Walker, B, Colorado Mines; 22-Ray Borneman, B, Texas; 23-Pete Tillman, C, Oklahoma; 24-Robert Pfohl, B, Purdue; 25-Lou Levanti, C, Illinois; 26-Sam Zatkoff, E, Illinois; 27-Harry Jagade, B, Indiana; 28-Ben Bendrick, B, Wisconsin; 29-Rex Grossman, B, Indiana; 30-Dick Reinking, E, SMU

1949 (*7/8/48, 12/21/48) *SECRET - Richard Harris, T, Texas; Levi Jackson, B, Yale;
REGULAR - 1-George Sims, B, Baylor; 2-Bob Gage, B, Clemson; 3-No Choice; 4-Ralph Kohl, T, Michigan; 5-Wallace Jones, E, Kentucky; 6-Frank Pattee, B, Kansas; 7-Fred Folger, B, Duke; 8-Bob Prymowski, T, Illinois; 9-Everett Faunce, B, Minnesota; 10-Kale Alexander, T, South Carolina; 11-Paul Page, B, SMU; 12-James Owens, E, Oklahoma; 13-Warren Beson, C, Minnesota; 14-David Moon, B, SMU; 15-Jon Jenkins, T, Dartmouth; 16-John O'Quinn, E, Wake Forest; 17-John Clyde Geary, T, Connecticut Wesleyan; 18-Albert Sanders, T, Miss. Southern; 19-Guy Sundheim, C, Northwestern; 20-Mernie Lazier, B, Illinois; 21-Harry Larche, T, Arkansas State; 22-No Choice; 23-No Choice; 24-No Choice; 25-Joe Grothus, G, Iowa; 26-Byron Gillory, B, Texas; 27-Bob Cox, E, North Carolina; 28-Bob DeMoss, B, Purdue; 29-George Pryor, B, Wake Forest

1950 (12/9/49) - 1-Adrian Burk, QB, Baylor; 2-Leon Campbell, B, Arkansas; 3-Don Colo, T, Brown; 4-Earl Murray, G, Purdue; 5-Jack Halliday, G, SMU; 6-Herb Rich, B, Vanderbilt; 7-Art Bok, B, Dayton; 8-Dick Harris, C, Texas; 9-Bill Bass, B, Arkansas; 10-Errol Fry, G, Texas; 11-Joe Romanosky, T, St. Bonaventure; 12-Bill Dey, B, Dartmouth; 13-Ray Stone, E, Texas; 14-Mitch Smiarowski, C, St. Bonaventure; 15-Art Spinney, E, Boston College; 16-Dave Fisher, B, SW Louisiana; 17-Ralph Murphy, G, Rice; 18-Charley Schoolmaster, C, Western Michigan; 19-Bill Waddail, B, Auburn; 20-Sheldon Dunlap, G, Cincinnati; 21-Tom Phillips, B, Baldwin-Wallace; 22-Chip Armstrong, C, Occidental; 23-Harry Wettlaufer, E, Pennsylvania; 24-Bill Petroski, T, Holy Cross; 25-Jim Pepper, G, Syracuse; 26-Gino Mazzanti, B, Arkansas; 27-Mitford Johnson, B, Baylor; 28-John Adcock, T, Auburn; 29-Bob Graham, B, Pennsylvania; 30-Tom Blake, G, Cincinnati (New York Bulldogs); **ALLOCATION** - Chet Mutryn, B, Buffalo Bills; Bob Livingstone, B, Buffalo Bills; Albin Collins, E, Chicago Rockets; Art Donovan, DT, Buffalo Bills

THE COLTS DRAFT STORY

COLTS FIRST ROUND DRAFT CHOICES

- 1953—Billy Vessels, HB, Oklahoma
 1954—Cotton Davidson, QB, Baylor
 1955—George Shaw, QB, Oregon
 (bonus)
 Alan Ameche, FB, Wisconsin
 1956—Lenny Moore, HB, Penn State
 1957—Jim Parker, T, Ohio State
 1958—Lenny Lyles, HB, Louisville
 1959—Jackie Burkett, C-LB, Auburn
 1960—Ron Mix, T, Southern Cal
 1961—Tom Matte, HB, Ohio State
 1962—Wendell Harris, HB, LSU
 1963—Bob Vogel, T, Ohio State
 1964—Marv Woodson, HB, Indiana
 1965—Mike Curtis, FB-LB, Duke
 1966—Sam Ball, T, Kentucky
 1967—Bubba Smith, T, Michigan State
 Jim Detwiler, HB, Michigan
 1968—John Williams, G, Minnesota
 1969—Eddie Hinton, FL, Oklahoma
 1970—Norm Bulaich, RB, TCU
 1971—Don McCauley, RB, N. Carolina
 Leonard Dunlap, DB, N. Texas St.
 1972—Tom Drougas, T, Oregon
 1973—Bert Jones, QB, LSU
 Joe Ehrmann, DT, Syracuse
 1974—John Dutton, DE, Nebraska
 Roger Carr, WR, Louisiana Tech

- 1975—Ken Huff, G, North Carolina
 1976—Ken Novak, DT, Purdue
 1977—Randy Burke, WR, Kentucky
 1978—Reese McCall, TE, Auburn
 1979—Barry Krauss, LB, Alabama
 1980—Curtis Dickey, RB, Texas A&M
 Derrick Hatchett, DB, Texas
 1981—Randy McMillan, RB, Pittsburgh
 Donnell Thompson, DE, N. Carolina
 1982—Johnnie Cooks, LB, Mississippi St.
 Art Schlichter, QB, Ohio State
 1983—John Elway, QB, Stanford
 1984—Leonard Coleman, CB, Vanderbilt
 Ron Solt, OG, Maryland
 1985—Duane Bickett, LB, Southern Cal
 1986—Jon Hand, DE, Alabama
 1987—Cornelius Bennett, LB, Alabama
 1988—No Selection
 1989—Andre Rison, WR, Michigan State
 1990—Jeff George, QB, Illinois
 1991—No Selection
 1992—Steve Emtman, DT, Washington
 Quentin Coryatt, LB, Texas A&M
 1993—Sean Dawkins, WR, California
 1994—Marshall Faulk, RB, San Diego St.
 Trev Alberts, LB, Nebraska
 1995—Ellis Johnson, DE/T, Florida
 1996—Marvin Harrison, WR, Syracuse

1953 (1/22/53) Pos: 1st

1. Billy Vessels, HB, Oklahoma
2. Bernie Flowers, E, Purdue
3. Buck McPhail, FB, Oklahoma
4. Tom Catlin, C, Oklahoma
5. Jack Little, T, Texas A&M
6. Jim Sears, HB, USC
7. Bill Athey, G, Baylor
8. Jim Prewett, T, Tulsa
9. Bob Blair, TE, TCU
10. John Cole, HB, Arkansas
11. Gene Rossi, HB, Cincinnati
12. Kaye Vaughn, G, Tulsa
13. Bobby Moorhead, HB, Georgia Tech
14. Frank Continetti, G, George Washington
15. Buddy Sutton, HB, Arkansas
16. Jim Currin, E, Dayton
17. George Rambour, T, Dartmouth
18. LeRoy Labat, HB, LSU
19. Bill Powell, HB, California
20. Pete Russo, T, Indiana
21. Frank Kirby, T, Bucknell
22. Merlin Gish, C, Kansas
23. Mike Houseplan, G, Tulane
24. Monte Brethauer, E, Oregon
25. Joe Szombathy, E, Syracuse
26. Scott Prescott, C, Minnesota
27. Ray Graves, HB, Texas A&M
28. Joe Sabol, HB, UCLA
29. Jack Alessandrini, G, Notre Dame
30. Tom Roche, T, Northwestern

1954 (1/28/54) Pos: 4th

1. Cotton Davidson, QB, Baylor
2. Larry Grigg, B, Oklahoma
3. James Kincaid, B, South Carolina
4. Thomas Allman, B, West Virginia
5. Don Ellis, B, Texas A&M
6. To Cleveland for C-Tom Cosgrove
7. Glenn Turner, B, Georgia Tech
8. Dennis McCotter, G, Detroit U
9. Robert Adams, G, Shippensburg State
10. Robert Schoonmaker, B, Missouri
11. Robert Leberman, B, Syracuse
12. Donald Chelf, T, Iowa

1954 (Continued)

13. David McMillan, B, John Carroll
14. Ordeell Braase, T, South Dakota State
15. Joseph D'Agostino, G, Florida
16. Alex Sandusky, C, Clarion State Tchrs.
17. Thomas Adkins, C, Kentucky
18. Richard Shinault, B, Texas Western
19. Charles Wenzlau, C, Miami (Ohio)
20. Raymond Berry, E, SMU
21. Robert Lade, G, Nebraska State Tchrs.
22. Robert Meyer, T, Ohio State
23. Leon Hardeman, B, Georgia Tech
24. Donald Kerlin, B, Concordia
25. Pepper Rodgers, B, Georgia Tech
26. Jesus Esparza, T, New Mexico A&M
27. William Sennett, C, Georgia Tech
28. Raymond Ecstrom, C, Westminster
29. Claude Talianferro, B, Illinois
30. Patrick Abruzzi, B, Rhode Island

1955 (1/27-28/55) Pos: 2nd

- Bonus Pick. George Shaw, QB, Oregon
1. Alan Ameche, B, Wisconsin
 2. Richard Szymanski, C, Notre Dame
 3. L.G. Dupre, B, Baylor
 - 4A. Tom Feanster, E, Florida State
 - 4B. Jack Patera, G, Oregon
(Choice from New York)
 5. George Preas, G, VPI
 6. Leo Lewis, B, Lincoln U. (Mo.)
 7. Frank McDonald, C, Miami (Florida)
 8. Dale Meinert, G, Oklahoma A&M
 - 9A. Walter Bryan, B, Texas Tech
 - 9B. William Evans, G, Miami (Ohio)
(Choice from New York)
 10. Jesse Arnelle, E, Penn State
 11. Emil Radik, B, Omaha
 12. Dick Chorovich, T, Miami (Ohio)
 13. Pat Abbruzzi, B, Rhode Island
 14. John Lee, B, Georgia Tech
 15. Gerald Peterson, T, Texas
 16. Dick Laswell, T, TCU
 17. Wesley Clark, T, Mississippi Southern
 18. Charles Shepherd, B, North Texas State
 19. James Cobb, T, Abilene Christian

DRAFT HISTORY

1955 (Continued)

20. Charles Cianciola, C, Lawrence College
21. Nick Manych, C, Michigan State Normal
22. Jerry Welch, B, South Dakota State
23. Dick McNamara, B, Minnesota
24. Alex Esquivel, B, Mexico City College
25. Richard Grann, T, Rhode Island
26. Marion Minker, T, Bucknell
27. James Locke, T, VPI
28. Robert Myers, T, Ohio State
29. Bill Waters, T, Austin College

1956 (11/29/55, 1/19/56)

Pos: 8th

1. Lenny Moore, HB, Penn State
2. Dick Donlin, E, Hamline
3. Bob Pascal, HB, Duke
4. B.C. Inabinet, T, Clemson
5. Herb Gray, E, Texas
6. Don Schmidt, HB, Texas Tech
7. Bill Waters, T, Austin
8. Bill Koman, G, North Carolina
9. John Lewis, E, Michigan State
10. Gene Scott, HB, Centre
11. Dennis Shaw, E, North Texas State
12. Steve Myhra, G, North Dakota
13. Jack Hill, HB, Utah State
14. Ted Schwanger, HB, Tennessee Poly
15. John Polzer, LB, Virginia
16. Gene Hendrix, HB, Drake
17. Bill Danenhauer, E, Emporia
18. Earl Looman, G, Stetson
19. Bob Fyvie, T, Lafayette
20. Bob Hill, FB, Jackson
21. Jim Harness, HB, Mississippi State
22. Pat Del Vicaro, G, Mississippi Southern
23. Al Stephenson, T, Idaho State
24. Bobby Fox, HB, East Texas State
25. Bradley Mills, HB, Kentucky
26. Jim Lohr, G, Southeastern Missouri
27. Herb Hartwell, HB, Virginia
28. John Shearer, QB, Shepherd
29. Jim Rusher, E, Kansas State
30. Terry Sweeney, HB, M. Tenn. State

1957 (11/27/56)

Pos: 7th

1. Jim Parker, T, Ohio State
2. Don Shinnick, LB, UCLA
3. Luke Owens, T, Kent State
4. Jackie Simpson, HB, Florida
5. Ron Underwood, HB, Arkansas
6. Bill Pricer, FB, Oklahoma
7. Reuben Saage, HB, Baylor
8. Jack Harmon, HB, East Oregon State
9. Robert White, T, Otterbein
10. Joe Grisham, E, Austin Peay
11. Andy Nelson, QB, Memphis State
12. Don Simonic, T, Tennessee Poly
13. John Call, HB, Colgate
14. Joe Guido, HB, Youngstown
15. Hall Whitley, C, Texas A&I
- 16A. Joe Cannavino, HB, Ohio State
(From Pitt. for RB-Charles Shepherd)
- 16B. Ed Preelock, T, Kansas
17. Dan Wisniewski, G, Pittsburgh
18. Jim Villa, HB, Allegheny
19. Charles Froehle, T, St. John's of Minn.
20. Walt Livingstone, HB, Heidelberg
21. Owen Mulholland, HB, Houston
22. Chet Van Atta, LB, Kansas
23. Connie Baird, E, Hardin-Simmons
24. Harwood Hoeft, E, South Dakota State
25. Harlon Geach, T, College of Idaho
26. Joe Unitas, T, Louisville
27. Len DeMalon, LB, St. Vincent's (Pa.)
28. Walt Schneiter, T, Colorado
29. Bob Rasmussen, G, Minnesota
30. Bob Bailey, E, Thiel

1958 (12/2/57, 1/28/58)

Pos: 10th

1. Leonard Lyles, HB, Louisville
2. Bob Stransky, HB, Colorado
3. Joe Nicely, G, West Virginia
4. Les Walters, E, Penn State
- 5A. Raymond Brown, QB-HB, Mississippi
(From Chi. Card. for DT-Tom Finnin)
- 5B. Choice to New York
6. Bob Taylor, E, Vanderbilt
- 7A. John Sample, HB, Maryland State
(From Pittsburgh for B-Dick Young)
- 7B. John Diehl, T, Virginia
8. Floyd Peters, G, San Francisco State
9. Harold Bullard, FB, Lenoir Rhyne
10. Ray Schamber, HB, South Dakota
11. Bobby Jordan, HB, VMI
12. Tommy Addison, T, South Carolina
13. Jerry Richardson, E, Wofford
14. Ken Hall, HB-FB, Texas A&M
15. Les Carney, HB, Ohio
16. Arch Matsos, G-LB, Michigan State
17. James Reese, QB, Minnesota
18. Dave Lloyd, C, Georgia
19. Tim Murnen, G, Bowling Green
20. Tom Forrestal, QB, Navy
21. Jim Faulk, HB, Texas Christian
22. Bob McKee, E, Monmouth
23. Phil Parslow, HB, UCLA
24. Bobby Sandlin, HB, Tennessee
25. Jim Roundtree, HB, Florida
26. Bob Grimes, G, Central Michigan
27. George Dintiman, HB, Lock Haven
28. Jim Murphy, T, East Tennessee State
29. Doug Padgett, E, Duke
30. Gary Lund, G, Utah State

1959 (12/2/58, 1/22/59)

Pos: 12th

1. Jackie Burkett, C, LB, Auburn
2. Dave Sherer, E, SMU
3. To Detroit for DE-Ray Krouse
4. Zeke Smith, G-LB, Auburn
5. Hanson Churchwell, G-LB, Mississippi
6. Palmer Pyle, T, Michigan State
7. Harold Lewis, HB, Houston
8. Tom Coffey, HB, West Texas State
9. Tom Brown, G, Minnesota
10. Don Stewart, E, SMU
11. Tom Stephens, HB, Syracuse
12. Richard Wood, QB, Auburn
13. Rudy Smith, G-T, Mississippi
14. Ferdie Burket, HB, SE Oklahoma
15. Ted Foret, T, Auburn
16. Morris Keller, T, Clemson
17. Leroy Bergan, T, South Dakota State
18. Opie Bandy, E-LB, Tulsa
19. Milton Crain, C-LB, Mississippi
20. Paul Balonick, C-LB, NC State
21. John Herrnstein, FB, Michigan
22. Lonny Leatherman, T, TCU
23. Bob Davis, HB, Houston
24. Bob Novogratz, G-LB, Army
25. Ed Kieffer, HB, Syracuse
26. Rene Lorio, HB, Mississippi Southern
27. Thurman Terry, T, Rice University
28. Fred Long, FB, Iowa
29. Perry McGriff, E, Florida
30. Blair Weese, FB, West Virginia Tech

1960 (11/30/59)

Pos: 10th

1. Ron Mix, T, USC
- 2A. Don Floyd, T, TCU
- 2B. Marvin Terrell, G, Mississippi
(From New York for QB-George Shaw)
3. Jim Welch, HB, SMU
4. Gerhard Schwedes, HB, Syracuse
5. Marvin Lasater, HB, TCU
6. Al Bansavage, G, USC
7. Harry Beabout, T, Purdue
8. Jim Colvin, T, Houston
- 9A. Bob Hall, T, Kent State

DRAFT HISTORY

1960 (Continued)

- 9B. Don Perkins, HB, New Mexico
(From Philadelphia for B-Jimmy Carr)
- 10A. Ernest Barnes, C, North Carolina College
- 10B. Bobby Boyd, QB, Oklahoma
(From Wash. for G-Hanson Churchwell)
11. Bob Wehking, C, Florida
12. Bill Bucek, HB, Rice
13. Jim Nemeth, C, South Carolina
14. Dale Johannson, T, Augustana College
15. Larry Grantham, E, Mississippi
16. George Boynton, HB, East Texas State
17. Jim Beaver, T, Florida
18. Dan Sheeham, T, Chattanooga
19. Bill Carpenter, E, Army
20. Bob Hogue, T, Shepherd

1961 (12/27-28/60)

Pos: 7th

1. Tom Matte, HB, Ohio State
2. Tom Gilburg, T, Syracuse
3. Jerry Hill, HB, Wyoming
4. Ken Gregory, E, Whittier
- 5A. Ron Osborne, T, Clemson
- 5B. Ed Dyas, FB, Auburn
(From Pittsburgh for DB-John Sample)
6. Don Kern, HB, VMI
7. Ike Grimsley, HB, Michigan State
8. Paul Terhes, QB, Bucknell
9. Pete Nicklas, T, Baylor
10. Bob Clemens, HB, Pitt
11. Ralph White, T, Bowling Green
12. Dick Reynolds, T, North Carolina State
13. Dallas Garber, FB, Marietta
14. Bob Hunt, T, SMU
15. E.A. Sims, E, New Mexico State
16. Tom Weisner, FB, Wisconsin
17. Steve Jastrzembki, E, Pittsburgh
18. Wilson Allison, T, Baylor
19. Joe Novsek, T, Tulsa
20. Al Kimbrough, HB, Northwestern

1962 (12/4/61)

Pos: 9th

1. Wendell Harris, HB, Louisiana State
2. Bill Saul, LB, Penn State
3. Dan Sullivan, T, Boston College
4. Jim Dillard, HB, Oklahoma State
- 5A. To Green Bay for QB-Lamar McHan
- 5B. Jerry Croft, G, Bowling Green
(Choice from Pittsburgh)
6. Choice to Green Bay
7. Fred Miller, T, Louisiana State
8. Pete Brokaw, HB, Syracuse
- 9A. Roy Walker, FB, Purdue
(From Dallas for RB-Don Perkins)
- 9B. Walt Rappold, QB, Duke
10. Fred Moore, T, Memphis State
11. Scott Tyler, HB, Miami, Ohio
12. Bake Turner, HB, Texas Tech
13. Charles Holmes, FB, Maryland State
14. Stinson Jones, HB, VMI
15. Joe Monte, G, Furman
16. Ray Abruzzese, HB, Alabama
17. Bill Knocke, HB, Fresno State
18. Mel Rideout, QB, Richmond
19. Fred Gillett, HB, Los Angeles State
20. Herm McKee, HB, Washington State

1963 (12/3/62)

Pos: 5th

1. Bob Vogel, T, Ohio State
- 2A. John Mackey, E-HB, Syracuse
- 2B. Butch Wilson, FB, Alabama
(Choice from Pittsburgh)
3. To St. Louis for E-Dick Bielski
- 4A. Jerry Logan, HB, West Texas State
- 4B. Harlow Fullwood, T, Virginia Union
(Choice from Chicago)
5. Bill Ventura, E, Richmond
6. Jerry Cook, HB, Texas
7. Willie Richardson, E, Jackson State
8. Dave Hayes, FB, Penn State
9. Don Trull, QB, Baylor
10. Bill Siekierski, G, Missouri

1963 (Continued)

11. Winston Hill, T, Texas Southern
12. Butch Maples, C, Baylor
13. Paul Watters, T, Miami (Ohio)
14. Neil Petties, E, San Diego State
15. Leon Mavity, HB, Colorado
16. Dick Quast, E, Memphis State
17. Kern Carson, HB, San Diego State
18. Luther Woodruff, T, North Carolina A&T
19. Steve Berzansky, FB, West Virginia
20. D.L. Hurd, E, San Francisco State

1964 (12/2/63)

Pos: 8th

1. Marv Woodson, HB, Indiana
2. Tony Lorick, HB, Arizona State
3. Choice to Green Bay
4. Ted Davis, LB, Georgia Tech
5. Ed Lothamer, T, Michigan State
6. Jim Mazurek, T, Syracuse
7. Ken Sugarman, T, Whitworth
8. John Williamson, LB, Louisiana Tech
9. Vince Turner, HB, Missouri
10. To Detroit for K-Jim Martin
11. John Paglio, T, Syracuse
12. Ken Graham, HB, Washington State
13. Charlie Parker, T, Southern Mississippi
14. John Case, E, Clemson
15. Larry Kramer, T, Nebraska
16. Roger Lopes, FB, Michigan State
17. Don Green, HB, Susquehanna
18. Alvin Haymond, HB, Southern U
19. Owen Dejanovich, T, ASU (Flagstaff)
20. John Butler, FB, San Diego State

1965 (11/28/64)

Pos: 14th

1. Mike Curtis, FB-LB, Duke
2. Ralph Neely, T, Oklahoma
- 3A. Choice to San Francisco
- 3B. Glenn Ressler, G, Penn State
(From Minnesota for T-Larry Kramer)
- 4A. Dave Johnson, HB, San Jose State
- 4B. Martin Schottenheimer, LB, Pitt
(Choice from Washington)
5. John McGuire, E, Syracuse
- 6A. Al Atkinson, T, Villanova
- 6B. Bob Felts, HB, Florida A&M
(Choice from New York)
7. John Kolocek, T, Corpus Christi
8. Roosevelt Davis, T, Tennessee A&I
9. Tom Bleick, HB, Georgia Tech
10. George Harold, HB, Allen U
11. Lamar Richardson, E, Fisk U
12. Ted Radosovich, G, Cincinnati
13. Bruce Airheart, HB, North Dakota State
14. Jerry Fishman, LB, Maryland
15. Roy Hilton, E, Jackson State
16. Steve Tensi, QB, Florida State
17. Fred Reichardt, E, Wisconsin
18. Charley King, HB, Purdue
19. Barry Brown, E-LB, Florida
- 20A. George Haffner, QB, McNeese State
- 20B. Raymond Johnson, C, Prairie View
(Choice from Washington)

1966 (11/27/65)

Pos: 15th

1. Sam Ball, T, Kentucky
2. Butch Allison, G, Missouri
3. Rick Kestner, E, Kentucky
- 4A. Rod Sherman, FL, Southern California
(From Dallas for G/T-Ralph Neely)
- 4B. Hoyle Granger, FB, Mississippi State
5. Choice to Dallas
6. Stas Maliszewski, LB, Princeton
- 7A. Dave Ellis, T, North Carolina State
(Choice from San Francisco)
- 7B. Ray Perkins, FL, Alabama
- 8A. Gerald Allen, HB, Omaha
(Choice from Minnesota)
- 8B. Jack White, QB, Penn State
9. Gerald Gross, HB, Auburn
10. Claude Brownlee, DE, Benedict

DRAFT HISTORY

1966 (Continued)

11. Eric Crabtree, HB, Pittsburgh
12. Jim Carter, G, Tennessee A&I
13. Bob Hadrick, E, Purdue
14. Jim Ward, QB, Gettysburg
15. Lee Garner, LB, Mississippi
16. Rod Stewart, E, Duke
17. Randy Matson, T, Texas A&M
18. Ed Toner, T, Massachusetts
19. Ken Duke, FB, Morgan State
20. Tom Carr, T, Morgan State

1967 (3/14/67) Pos: 20-18-19

- 1A. Bubba Smith, DE, Michigan State (1)
(From N.O. for QB-Gary Cuozzo,
G-Butch Wilson & D17-67)
- 1B. Jim Detwiler, HB, Michigan (20)
2. Rick Volk, DB, Michigan (45)
- 3A. Norman Davis, G, Grambling (54)
(From N.O. in QB-Gary Cuozzo trade)
- 3B. Leon Ward, LB, Oklahoma State (71)
4. Charles Stukes, DB, Maryland St. (100)
5. Ron Porter, LB, Idaho (126)
- 6A. Terry Southall, QB, Baylor (137)
(From Atlanta for T-Lou Kirouac)
- 6B. To Atlanta for G-Dale Memmelar
7. Bo Rein, FL, Ohio State (179)
- 8A. Lee Anderson, DT, Bishop (202)
(From St. L. for LB-Mike Strofolino)
- 8B. Cornelius Johnson, T, Va. Union (204)
9. Ron Kirkland, HB, Nebraska (229)
10. Leigh Gilbert, FB, Northern Illinois (258)
11. Herman Reid, T, St. Augustine's (290)
- 12A. Preston Pearson, DB, Illinois (298)
(From Pittsburgh for G-Jim Carter)
- 12B. J.B. Christian, G, Oklahoma State (307)
13. Marc Allen, DT, West Texas State (335)
14. Pat Conley, LB, Purdue (359)
15. Bob Wade, DB, Morgan State (385)
16. Don Alley, FL, Adams State (413)
17. To N.O. in QB-Gary Cuozzo trade

1968 (1/30-31/68) Pos: 23-24)

1. John Williams, T, Minnesota (23)
2. Bob Grant, LB, Wake Forest (50)
3. Rich O'Hara, E, Northern Arizona (78)
4. James Duncan, DB, Maryland St. (107)
- 5A. Paul Elzey, LB, Toledo (126)
(From N.Y. for DT-Bob Lurtsema)
- 5B. To Cleveland for P-David Lee
6. Choice to Atlanta
7. Anthony Andrews, HB, Hamp. Inst. (188)
8. Tommy Davis, DT, Tennessee A&I (216)
9. Terry Cole, FB, Indiana (242)
- 10A. Ocie Austin, DB, Utah State (257)
(From Wash. for RB-Gerald Allen)
- 10B. Ed Tomlin, FB, Hampton Inst. (270)
11. Bill Pickens, G, Houston (296)
12. James Jackson, DT, Jackson St. (324)
13. Howie Tennebar, G, Kent State (350)
14. Charles Mitchell, TE, Alabama St. (378)
15. Jeff Beaver, QB, North Carolina (404)
16. Walt Blackledge, FL, San Jose St. (432)
17. Ray Pederson, G, St. Coll. of Iowa (458)

1969 (1/28-29/69) Pos: 25th)

1. Ed Hinton, FL, Oklahoma (25)
- 2A. Ted Hendricks, LB, Miami (33)
(From N.O. for RB-Tony Lorick)
- 2B. Tom Maxwell, DB, Texas A&M (51)
3. Dennis Nelson, T, Illinois State (77)
- 4A. Jackie Stewart, FB, Texas Tech (87)
(Choice from Washington)
- 4B. To Atlanta for G-Dan Grimm
- 5A. To Atlanta for G-Dan Grimm
- 5B. King Dunlap, DT, Tennessee A&I (129)
6. Bill Fortier, G, Louisiana State (154)
- 7A. Gary Fleming, LB, Stanford (163)
(From N.O. in QB-Gary Cuozzo trade)
- 7B. Roland Moss, RB, Toledo (181)
8. Sam Havrilak, DB, Bucknell (207)

1969 (Continued)

- 9A. George Wright, DT, Sam Houston (210)
(From Atlanta for C-Phil Sobocinski)
- 9B. Larry Good, QB, Georgia Tech (232)
10. Marion Griffin, TE, Purdue (259)
11. Ken Delaney, T, Akron (285)
12. Butch Riley, LB, Texas A&I (310)
13. Carl Mauck, LB, Southern Illinois (337)
14. Dave Bartlett, LB, Colorado (363)
15. George Thompson, DB, Marquette (389)
16. Jim McMillan, FL, The Citadel (415)
17. Joe Cowan, FL, Johns Hopkins (441)

1970 (1/27-28/70) Pos: 18th)

1. Norm Bulaich, RB, TCU (18)
2. Jim Bailey, DT, Kansas (44)
- 3A. Jim O'Brien, K-WR, Cincinnati (70)
- 3B. Ara Person, TE, Morgan State (74)
(From Phil. for LB-Ron Porter)
- 4A. Steve Smear, DT, Penn State (95)
(From Wash. for LB-Dennis Gaubatz)
- 4B. To Green Bay for T-Ron Kostelnik
5. Billy Newsome, DE, Grambling (122)
6. Ron Gardin, FL, Arizona (148)
7. Gordon Slade, QB, Davidson (174)
8. Bob Bouley, T, Boston College (199)
9. Barney Harris, CB, Texas A&M (226)
10. Dick Palmer, LB, Kentucky (252)
11. George Edwards, RB, Fairmont St. (278)
12. Don Burrell, FL, Angelo State (304)
13. Dave Polak, LB, Bowling Green (330)
14. Tom Curtis, S, Michigan (356)
15. Philip Gary, DE, Kentucky State (382)
16. Jack Maitland, RB, Williams (408)
17. Alvin Pearman, RB, Colgate (434)

1971 (1/28-29/71) Pos: 26th)

- 1A. Don McCauley, RB, North Carolina (22)
(From Miami for Don Shula)
- 1B. Leonard Dunlap, DB, N. Texas St. (26)
2. Bill Atessis, DT, Texas (52)
3. Karl Douglas, QB, Texas A&I (78)
4. To Pittsburgh for WR-Roy Jefferson
5. John Andrews, TE, Indiana (130)
6. Ken Frith, DT, Northeast Louisiana (156)
7. Gordon Bowdell, WR, Mich. St. (182)
8. Willie Bogan, DB, Dartmouth (207)
9. Bill Burnett, RB, Arkansas (234)
10. Rex Kern, QB, Ohio State (260)
11. Dave Jones, LB, Baylor (286)
- 12A. Bob Wuensch, T, Texas (294)
(From Pitt. for RB-Preston Pearson,
DB-Ocie Austin)
- 12B. Bill Triplett, WR, Michigan State (312)
13. Tom Neville, LB, Yale (338)
14. Mike Mikolayunas, RB, Davidson (364)
15. Mike Hogan, LB, Michigan State (390)
16. Rich Harrington, DB, Houston (416)
17. Don Nottingham, RB, Kent State (441)

1972 (2/1-2/72) Pos: 22nd)

1. Tom Drougas, T, Oregon (22)
- 2A. Jack Mildren, S, Oklahoma (46)
(From Oak. for DB-Tom Maxwell,
D4 & D7-72)
- 2B. Glenn Doughty, WR, Michigan (47)
(From Wash. for LB-Bob Grant)
- 2C. Lydell Mitchell, RB, Penn State (48)
3. To Oakland for WR-Eldridge Dickey
- 4A. To Oak. for LB-Bill Laskey & D2-72
- 4B. Eric Allen, WR, Michigan State (104)
(From S.D. for DT-George Wright)
- 5A. Don Croft, DT, Texas El Paso (115)
(From New England for DB-Ron Gardin)
- 5B. To New Orleans for G-John Shinners
6. Bruce Laird, S, American Intl. (152)
- 7A. John Sykes, RB, Morgan State (169)
(From Wash. for LB-Bob Grant)
- 7B. To Oak. for LB-Bill Laskey & D2-72
- 8A. Al Qualls, LB, Oklahoma (191)
(From S.D. for DT-George Wright)
- 8B. Van Brownson, QB, Nebraska (204)

DRAFT HISTORY

1972 (Continued)

- 9A. Gary Hambell, DT, Dayton (215)
(From G.B. for DT-Jim DeLisle)
- 9B. To Cleveland for LB-Tom Beutler
- 10. Dave Schilling, RB, Oregon State (256)
- 11. Fred DeBernardi, DE, Tex. El Paso (282)
- 12. Gary Theiler, TE, Tennessee (308)
- 13. Herb Washington, WR, Mich. St. (334)
- 14. John Morris, C, Missouri Valley (359)
- 15. Robin Parkhouse, LB, Alabama (386)
- 16. Gary Wichard, QB, C.W. Post (412)
- 17. Stan White, LB, Ohio State (438)

1973 (1/30-31/73)

Pos: 10th

- 1A. Bert Jones, QB, Louisiana State (2)
(From N.O. for DE-Billy Newsome & D4-73)
- 1B. Joe Ehrmann, DT, Syracuse (10)
- 2. Mike Barnes, DE, Miami (35)
- 3A. Bill Olds, RB, Nebraska (61)
(From Denver for C-Bill Curry)
- 3B. Jamie Rotella, LB, Tennessee (62)
- 4A. Gery Palmer, T, Kansas (83)
(From Phil. for RB-Norm Bulaich)
- 4B. Ollie Smith, WR, Tennessee State (85)
(From S.D. for DB-Leonard Dunlap)
- 4C. To New Orleans for D1-73
- 5. David Taylor, G, Catawba (114)
- 6. To N.O. for G-John Shinnars
- 7. To Denver for TE-John Mosier
- 8A. Ray Oldham, DB, Mid. Tennessee (189)
(From San Diego for RB-Tom Matte)
- 8B. Bill Windauer, G, Iowa (191)
- 9. To Wash. for WR-Cotton Speyrer & D1-73
- 10. To N.Y. Jets for DT-Chuck Hinton
- 11. Dan Neal, C, Kentucky (270)
- 12. Bernard Thomas, DE, W. Michigan (295)
- 13. Tom Pierantozzi, QB, West Chester (322)
- 14. Ed Williams, RB, West Virginia (347)
- 15. Jackie Brown, DB, South Carolina (374)
- 16. Marty Januszkiewicz, RB, Syracuse (399)
- 17. Guy Falkenhagen, T, N. Michigan (426)

1974 (1/29-30/74)

Pos: 5th

- 1A. John Dutton, DE, Nebraska (5)
- 1B. Roger Carr, WR, Louisiana Tech (24)
(From L.A. for OG-John Williams)
- 2A. Fred Cook, DE, Sou. Mississippi (32)
- 2B. Ed Shuttlesworth, RB, Michigan (37)
(From Phil. for RB-Norm Bulaich)
- 3A. Glenn Robinson, LB, Oklahoma St. (57)
- 3B. Robert Pratt, G, North Carolina (67)
(From Denver for LB-Ray May)
- 4. Tony Bell, DB, Bowling Green (84)
- 5A. To Atlanta for LB-Ed Mooney
- 5B. Doug Nettles, DB, Vanderbilt (129)
(From Minn. for DB-Charlie Stukes)
- 6A. To Miami for RB-Hubert Ginn
- 6B. Danny Rhodes, LB, Arkansas (140)
(From N.E. for DB-Jack Mildren)
- 7A. Noah Jackson, G, Tampa (161)
- 7B. Dan Dickel, LB, Iowa (170)
(From Denver for LB-Bill Laskey)
- 7C. Freddie Scott, WR, Amherst (174)
(From Buffalo for TE-John Mosier)
- 8A. Greg Latta, TE, Morgan State (188)
- 8B. Paul Miles, RB, Bowling Green (198)
(From Denver for LB-Ray May)
- 9. To Wash. for WR-Cotton Speyrer & D1-73
- 10A. Bob Van Duyne, G, Idaho (240)
- 10B. Glenn Ellis, DT, Elon (257)
(From L.A. for DB-Jerry Logan)
- 11. Tim Rudnick, DB, Notre Dame (265)
- 12A. Dave Simonson, T, Minnesota (292)
- 12B. Bob Bobrowski, QB, Purdue (307)
(From Wash. for LB-Ed Mooney)
- 13. Randy Hall, DB, Idaho (317)
- 14. Ed Collins, WR, Rice (344)
- 15. Pat Kelly, LB, Richmond (369)
- 16. Dave Margavage, T, Kentucky (396)
- 17A. Tim Berra, WR, Massachusetts (421)
- 17B. Buzzy Lewis, DB, Florida State (436)
(From Wash. for OG-Cornelius Johnson)

1975 (1/28-29/75)

Pos: 1st

- 1A. To Atl. for OT-George Kunz & D1-75
- 1B. Ken Huff, G, North Carolina (3)
(From Atl. in OT-George Kunz trade)
- 2. To G.B. for LB-Tom MacLeod & D8-75
- 3A. Mike Washington, DB, Alabama (53)
- 3B. Dave Pear, DT, Washington (56)
(From Chi. for rights to TE-Greg Latta)
- 4A. Marshall Johnson, RB, Houston (80)
- 4B. Paul Linford, DT, Brigham Young (93)
(From N.Y. Jets for DT-Jim Bailey)
- 5. Roosevelt Leaks, RB Texas (105)
- 6A. To Atl. in OT-George Kunz trade
- 6B. Don Westbrook, WR, Nebraska (131)
(From N.Y. Giants for DE-Roy Hilton)
- 7A. Kim Jones, RB, Colorado State (157)
- 7B. Steve Joachim, QB, Temple (160)
(From Chi. for rights to TE-Greg Latta)
- 7C. Derrel Luce, LB, Baylor (168)
(From Chi. for rights to TE-Greg Latta)
- 8A. John Bushong, DE, W. Kentucky (184)
- 8B. Greg Denboer, TE, Michigan (187)
(From Denver for T-Tom Drougas)
- 8C. Mario Cage, RB, NW Louisiana (192)
(From G.B. in LB-Ted Hendricks trade)
- 9. Royce McKinney, DB, Kentucky St. (209)
- 10. Phil Waganheim, P, Maryland (236)
- 11. Dave Hazel, WR, Ohio State (261)
- 12. Brad Storm, LB, Iowa State (288)
- 13. John Roman, G, Idaho State (313)
- 14. Mike Smith, C, SMU (339)
- 15. John Goodie, RB, Langston (365)
- 16A. Bill Malouf, WR-DB, Mississippi (392)
- 16B. Mike Evavold, DT, Macalester (399)
(From S.F. in conditional trade)
- 16C. Bob Smith, DB, Maryland (409)
(From Oak. for D13 & D17-76)
- 17A. David McKnight, LB, Georgia (416)
- 17B. Mike Bengard, DE, NW Iowa (426)
(From S.F. in conditional trade)
- 17C. Frank Russell, WR, Maryland (440)
(From Oak. for D13 & D17-76)

1976 (4/8-9/76)

Pos: 20th

- 1. Ken Novak, DT, Purdue (20)
- 2. To Pitt. for rights to T-Ed George
- 3A. Ed Simonini, LB, Texas A&M (81)
- 3B. Ron Lee, RB, West Virginia (90)
(From T.B. for DB-Mike Washington)
- 4. To Pitt. for rights to T-Ed George
- 5A. Sanders Shiver, LB, Car.-Newman (134)
(From Chi. for rights to G-N. Jackson)
- 5B. Mike Kirkland, QB, Arkansas (143)
- 6. To Buffalo for LB-Jim Cheyunski
- 7. To Chicago for D7-75 & D5-76
- 8. Ricky Thompson, WR, Baylor (228)
- 9. Stu Levenick, T, Illinois (258)
- 10. Tim Baylor, DB, Morgan State (283)
- 11. Rick Gibney, DT, Georgia Tech (310)
- 12. Frank Stavroff, K, Indiana (339)
- 13. To Oakland for D16 & D17-75
- 14. Jeremiah Cummings, DE, Alb. (Ga.) St. (394)
- 15. Gary Alexander, T, Clemson (424)
- 16A. Mike Fuhrman, TE, Memphis St. (449)
(From Wash. for WR-Cotton Speyrer)
- 16B. Steve Ludwig, C, Miami (Fla.) (451)
- 17. To Oakland for D16 & D17-75

1977 (5/3-4/77)

Pos: 26th

- 1. Randy Burke, WR, Kentucky (26)
- 2. Mike Ozdowski, DE, Virginia (53)
- 3. To St. Louis for DB-Norm Thompson
- 4. To Washington for RB-Herb Mul-Key
- 5. To N.O. for RB-Howard Stevens
- 6. Calvin O'Neal, LB, Michigan (163)
- 7. Blanchard Carter, T, Nev.-Las Vegas (193)
- 8. Kenneth Helms, T-C, Georgia (220)
- 9. Glen Capriola, RB, Boston College (247)
- 10. Ron Baker, G, Oklahoma State (277)
- 11. Brian Ruff, LB, The Citadel (304)
- 12. Bill Deutsch, RB, North Dakota (331)

DRAFT HISTORY

1978 (5/2-3/78) Pos: 25th

1. Reese McCall, TE, Auburn (25)
2. Mike Woods, LB, Cincinnati (52)
3. To San Francisco for C-F Forrest Blue
4. To Detroit for DT-Herb Orvis
- 5A. Frank Myers, OT, Texas A&M (117)
(From S.F. for QB-Marty Domres)
- 5B. To Kansas City for LB-Willie Lanier
6. Ben Garry, RB, S. Mississippi (161)
7. Jeff Logan, RB, Ohio State (191)
8. Monte Anthony, RB, Nebraska (218)
9. Dave Studdard, OT, Texas (245)
10. Dallas Owens, DB, Kentucky (275)
11. Henry Mason, WR, Cent. Missouri (302)
12. Bruce Allen, P, Richmond (329)

1979 (5/3-4/79) Pos: 6th

1. Barry Krauss, LB, Alabama (6)
2. To Oakland for WR-Mike Siani
- 3A. To Tampa Bay for RB-Don Hardeman
- 3B. Kim Anderson, DB, Arizona State (69)
(From Houston for D3 & D7-79)
4. To Detroit for QB-Greg Landry
5. Larry Braziel, DB, USC (115)
- 6A. To Buffalo for DB-Dwight Harrison
- 6B. Jim Moore, OT, Ohio State (150)
(From Wash. for WR-Ricky Thompson)
7. To Houston for D3-79
- 8A. Steve Heimkreiter, LB, Notre Dame (197)
- 8B. Nesby Glasgow, DB, Washington (207)
(From Minn. for OT-Frank Myers)
9. Russ Henderson, P, Virginia (224)
10. Steven Stephens, TE, Oklahoma St. (254)
11. John Priestner, LB, W. Ontario (280)
12. Charles Green, WR, Kansas State (306)

1980 (4/29-30/80) Pos: 5th

- 1A. Curtis Dickey, RB, Texas A&M (5)
- 1B. Derrick Hatchett, DB, Texas (24)
(From Dallas for DE-John Dutton)
- 2A. Ray Donaldson, C, Georgia (32)
- 2B. Tim Foley, OT, Notre Dame (51)
(From Dallas for DE-John Dutton)
3. To Detroit for QB-Greg Landry
4. Ray Butler, WR, USC (88)
5. To Kansas City for RB-Mark Bailey
6. Chris Foote, C, USC (144)
7. Wesley Roberts, DE, TCU (170)
- 8A. Ken Walter, OT, Texas Tech (195)
(From Detroit for LB-Stan White)
- 8B. To Denver for P-Bucky Dilts
9. Mark Bright, RB, Temple (227)
10. Larry Stewart, OT, Maryland (254)
11. Ed Whitley, TE, Kansas State (280)
- 12A. Randy Bielski, K, Towson State (311)
- 12B. Marvin Sims, RB, Clemson (324)
(From Denver for RB-Don Hardeman)

1981 (4/28-29/81) Pos: 12-11

- 1A. Randy McMillan, RB, Pittsburgh (12)
- 1B. Donnell Thompson, DT, N. Carolina (18)
(From Minn. for D2a, D2b & D5-81)
- 2A. To Minnesota for D1-81
- 2B. To Minnesota for D1-81
3. Randy Van Divier, OT, Washington (68)
4. Tim Sherwin, TE, Boston College (94)
5. To Minnesota for D1-81
6. Bubba Green, DT, N. Carolina St. (149)
7. Obed Ariri, K, Clemson (178)
- 8A. Ken Sitton, DB, Oklahoma (204)
- 8B. Hosea Taylor, DT, Houston (220)
(From Phil. for OG-Ron Baker)
9. Tim Gooch, DE, Kentucky (233)
- 10A. Gregg Gerken, LB, N. Arizona (256)
(From S.F. for DT-Jim Krahl)
- 10B. Trent Bryant, DB, Arkansas (259)
11. Holden Smith, WR, California (288)
12. Eric Scoggins, LB, USC (315)

1982 (4/27-28/82) Pos: 2-1

- 1A. Johnnie Cooks, LB, Mississippi St. (2)
- 1B. Art Schlichter, QB, Ohio State (4)
(From L.A. for QB-Bert Jones)

1982 (Continued)

- 2A. Leo Wisniewski, NT, Penn State (28)
- 2B. Rohn Stark, P, Florida State (34)
(From L.A. for QB-Bert Jones)
3. James Burroughs, DB, Michigan St. (57)
4. Mike Pagel, QB, Arizona State (84)
5. Terry Crouch, OG, Oklahoma (113)
6. Pat Beach, TE, Washington State (140)
7. Fletcher Jenkins, NT, Washington (169)
8. Tony Loia, OG, Arizona State (196)
9. Tony Berryhill, C, Clemson (225)
10. Tom Deery, DB, Widener (252)
11. Lamont Meacham, DB, W. Kentucky (280)
12. Johnny Wright, RB, S. Carolina (307)

1983 (4/26-27/83) Pos: 1st

1. John Elway, QB, Stanford (1)
2. Vernon Maxwell, LB, Arizona State (29)
3. George Achica, NT, USC (57)
4. Phil Smith, WR, San Diego State (85)
5. Sid Abramowitz, OT, Tulsa (113)
- 6A. To San Diego for K-Mike Wood
- 6B. Grant Feasel, C, Abilene Christian (161)
(From S.D. for DB-Bruce Laird)
7. Alvin Moore, RB, Arizona State (169)
8. To Denver for OT-Glenn Hyde
- 9A. Jim Mills, OT, Hawaii (225)
- 9B. Chris Rose, OT, Stanford (241)
(From Atl. for P-Dave Smigelsky)
10. Ronald Hopkins, DB, Murray St. (252)
11. Jim Bob Taylor, QB, Georgia Tech (280)
12. Carl Williams, WR, Tex. Southern (308)

1984 (5/1-2/84) Pos: 8th

- 1A. Leonard Coleman, DB, Vanderbilt (8)
- 1B. Ron Solt, OG, Maryland (19)
(From Denver for QB-John Elway)
2. Blaise Winter, DT, Syracuse (35)
3. Chris Scott, DT, Purdue (66)
- 4A. Craig Curry, DB, Texas (93)
- 4B. George Wonsley, RB, Miss. St. (103)
(From Seattle for WR-Roger Carr)
- 5A. Golden Tate, WR, Tennessee St. (120)
- 5B. Kevin Call, OT, Colorado State (130)
(From Seattle for OG-Robert Pratt)
6. Dwight Beverly, RB, Illinois (147)
7. To Det. for OT-Karl Baldischwiler
8. Eugene Daniel, DB, Louisiana St. (205)
9. To Dallas for K-Raul Allegre
10. To Detroit for WR-Tracy Porter
11. Bob Stowe, OT, Illinois (290)
12. Steve Hathaway, DE, W. Virginia (317)

1984 USFL SUPPLEMENTAL DRAFT

1. Paul Bergmann, TE, UCLA
2. Albert Bentley, RB, Miami
3. Byron Smith, DT, California

1985 (4/30-5/1/85) Pos: 5-4

1. Duane Bickett, LB, USC (5)
2. Don Anderson, DB, Purdue (32)
3. Anthony Young, DB, Temple (61)
4. Willie Broughton, DE, Miami (88)
5. Roger Caron, OT, Harvard (117)
6. To Dallas for OT-Steve Wright
7. James Harbour, WR, Mississippi (173)
8. Ricky Nichols, WR, East Carolina (200)
9. Mark Boyer, TE, USC (229)
10. Andre Pinesett, DT, Cal-Fullerton (256)
11. To L.A. for DB-George Radachowsky
12. David Burnette, OT, C. Arkansas (312)

1986 (4/29-30/86) Pos: 7-6-5-4

- 1A. Jon Hand, DE, Alabama (4)
(From N.O. for D1 & D3-86)
- 2B. Jack Trudeau, QB, Illinois (47)
(From Dallas in D2 swap for QB-Gary Hogeboom)
3. To New Orleans for D1-86
4. Bill Brooks, WR, Boston University (86)
- 5A. Scott Kellar, DT, Northern Illinois (117)
- 5B. Gary Walker, C, Boston University (124)
(From S.D. for LB-Vernon Maxwell)

DRAFT HISTORY

1986 (Continued)

- 6. To L.A. for D7a, D7b & D12-86
- 7A. Steve O'Malley, NT, N. Illinois (171)
- 7B. Chris White, K, Illinois (172)
(From L.A. for D6-86)
- 7C. Tommy Sims, DB, Tennessee (190)
(From L.A. for D6-86)
- 8. Trell Hooper, DB, Memphis State (198)
- 9. Bob Brotzki, OT, Syracuse (228)
- 10A. To St. Louis for LB-Dave Ahrens
- 10B. Pete Anderson, C, Georgia (266)
(From S.D. for QB-Mark Herrmann)
- 11. To Buffalo for QB-Matt Koffler
- 12A. Steve Wade, DT, Vanderbilt (309)
- 12B. Isaac Williams, DT, Florida State (326)
(From L.A. for D6-86)

1987 (4/28/87) Pos: 2nd

- 1. Cornelius Bennett, LB, Alabama (2)
- 2. To Wash. for WR-Walter Murray
- 3. Chris Gambol, OT, Iowa (58)
- 4. Randy Dixon, OT, Pittsburgh (85)
- 5. Roy Banks, WR, Eastern Illinois (114)
- 6. Freddie Robinson, DB, Alabama (142)
- 7. Mark Bellini, WR, Brigham Young (170)
- 8A. To Tampa Bay for DB-John Holt
- 8B. Chuckie Miller, DB, UCLA (200)
(From Buffalo for OT-Roger Caron)
- 9A. To N.Y. Giants for DB-Kenny Daniel
- 9B. Bob Ontko, LB, Penn State (247)
(From Cleve. for QB-Mike Pagel)
- 10. Chris Goode, DB, Alabama (253)
- 11. Jim Reynosa, DE, Arizona State (281)
- 12. David Adams, RB, Arizona (309)

1988 (4/24-25/88) Pos: 21-20-22

- 1. To L.A. for RB-Eric Dickerson
- 2. To L.A. for RB-Eric Dickerson
- 3. Chris Chandler, QB, Washington (76)
- 4. Michael Ball, DB, Southern Univ. (104)
- 5. John Baylor, DB, S. Mississippi (129)
- 6. To Wash. for WR-Clarence Verdin
- 7. To N.Y. Giants for DT-Jerome Sally
- 8. To Buffalo for OT-Roger Caron
- 9. Jeff Herrod, LB, Mississippi (243)
- 10. O'Brien Alston, LB, Maryland (270)
- 11. Donnie Dee, TE, Tulsa (297)
- 12A. Aatron Kenney, WR, Wis.-St. Point (308)
(From Det. for QB-Derrick Ramsey)
- 12B. Tim Vesling, K, Syracuse (327)

1989 (4/30-5/1/89) Pos: 15-17-16

- 1A. To Seattle for LB-Fredd Young
- 1B. Andre Rison, WR, Michigan State (22)
(From Phil. for OG-Ron Solt)
- 2. To L.A. for RB-Eric Dickerson
- 3. Mitchell Benson, DT, TCU (72)
- 4. Pat Tomberlin, OT, Florida State (99)
- 5. To Washington for D4 & D8-90
- 6. Quintus McDonald, LB, Penn St. (155)
- 7A. Ivy Joe Hunter, RB, Kentucky (182)
- 7B. Charles Washington, DB, Cameron (185)
(From NYG for TE-Tim Sherwin)
- 8. Kurt Larson, LB, Michigan State (212)
- 9. William Mackall, WR, Tenn.-Martin (239)
- 10. Jim Thompson, OT, Auburn (266)
- 11. Wayne Johnson, QB, Georgia (296)
- 12A. William Dubose, RB, S.C. State (314)
(From T.B. for QB-Joe Ferguson)
- 12B. Steve Taylor, QB, Nebraska (323)

1990 (4/22-23/90) Pos: 12-11-14-13

- 1A. Jeff George, QB, Illinois (1)
(From Atl. for OT-Chris Hinton,
WR-Andre Rison, D5-90 & D1-91)
- 1B. To Seattle for LB-Fredd Young
- 2. Anthony Johnson, RB, Notre Dame (36)
- 3. To San Diego for LB-Chip Banks
- 4A. Stacey Simmons, WR, Florida (83)
(From Atl. with rights to D1-90)
- 4B. William Schultz, OG, USC (94)
- 4C. Alan Grant, DB, Stanford (103)
(From Washington for D5-89)

1990 (Continued)

- 4D. Pat Cunningham, OT, Texas A&M (106)
(From Phil. for OG-Ron Solt)
- 5. To Atlanta for D1 & D4-90
- 6. Tony Walker, LB, SE Missouri St. (148)
- 7. James Singletary, LB, E. Carolina (179)
- 8A. Ken Clark, RB, Nebraska (206)
- 8B. Harvey Wilson, DB, Southern Univ. (213)
(From Washington for D5-89)
- 9. Darvell Huffman, WR, Boston Univ. (232)
- 10. To Dallas for OT-Zefross Moss
- 11. Carnel Smith, DE, Pittsburgh (290)
- 12A. Gene Benhart, QB, W. Illinois (311)
(From S.D. for DB-Leonard Coleman)
- 12B. Dean Brown, OG, Notre Dame (316)

1991 (4/21-22/91) Pos: 14-13

- 1. To Atlanta for D1 & D4-90
- 2. Shane Curry, DE, Miami (40)
- 3. Dave McCloughan, DB, Colorado (69)
- 4. Mark Vander Poel, OT, Colorado (96)
- 5. Kerry Cash, TE, Texas (125)
- 6. Mel Agee, DE, Illinois (152)
- 7. James Bradley, WR, Michigan St. (181)
- 8. Tim Bruton, TE, Missouri (208)
- 9. Howard Griffith, RB, Illinois (236)
- 10. Frank Giannetti, LB, Penn State (263)
- 11. Jerry Crafts, OT, Louisville (292)
- 12. Rob Luedeke, C, Penn State (319)

1992 (4/26-27/92) Pos: 1st

- 1A. Steve Emtman, DT, Washington (1)
- 1B. Quentin Coryatt, LB, Texas A&M (2)
(From T.B. for QB-Chris Chandler)
- 2. Ashley Ambrose, DB, Miss. Val. St. (29)
- 3. To L.A. for OT-Irv Pankey
- 4A. Rodney Culver, RB, Notre Dame (85)
- 4B. Anthony McCoy, NT, Florida (105)
(From Raid. for RB-Eric Dickerson)
- 5. Maury Toy, RB, UCLA (113)
- 6. Shoun Habersham, WR, UT-Chat. (141)
- 7. Derek Steele, DE, Maryland (169)
- 8A. Jason Belsler, DB, Oklahoma (197)
- 8B. Ronald Humphrey, RB, Miss. Val. St. (212)
(From Raid. for RB-Eric Dickerson)
- 9. Eddie Miller, WR, South Carolina (225)
- 10. Stephen Grant, LB, West Virginia (253)
- 11. To L.A. for OT-Irv Pankey
- 12. Michael Brandon, DE, Florida (309)

1993 (4/25-26/93) Pos: 16-15-17

- 1. Sean Dawkins, WR, California (16)
- 2A. To Pittsburgh for D2 & D4-93
- 2B. Roosevelt Potts, RB, NE Louisiana (49)
(From Pittsburgh for D2-93)
- 3A. Ray Buchanan, DB, Louisville (65)
(From L.A. for D3 & D5-93)
- 3B. To L.A. D3-93
- 4A. Derwin Gray, DB, Brigham Young (92)
(From Chicago for D4 & D6-93)
- 4B. To Chicago for D4-93
- 4C. Devon McDonald, LB, Notre Dame (107)
(From Pittsburgh for D2-93)
- 5. To L.A. for D3-93
- 6A. Carlos Etheredge, TE, Miami (157)
- 6B. To Chicago for D4-93
- 7. Lance Lewis, RB, Nebraska (184)
- 8. Marquise Thomas, LB, Mississippi (211)

1994 (4/24-25/94) Pos: 2-3

- 1A. Marshall Faulk, RB, San Diego St. (2)
- 1B. Trev Alberts, LB, Nebraska (5)
(From L.A. for D1 & D3-94)
- 2. Eric Mahlum, OG, California (32)
- 3A. Jason Mathews, OT, Texas A&M (67)
- 3B. To L.A. for D1-94
- 4. Bradford Banta, TE, USC (106)
- 5. John Covington, DB, Notre Dame (133)
- 6. Lamont Warren, RB, Colorado (164)
- 7. Lance Teichelman, DL, Texas A&M (196)

DRAFT HISTORY

1995 (4/22-23/95) Pos: 15-16)

1. Ellis Johnson, DE/T, Florida (15)
2. Ken Dilger, TE, Illinois (48)
3. Zack Crockett, RB, Florida State (79)
4. Ray McElroy, DB, Eastern Illinois (114)
5. Derek West, OT, Colorado (149)
6. Brian Gelzheiser, LB, Penn State (187)
7. Jessie Cox, LB, Texas-Southern (223)

1996 (4/20-21/96 Pos: 22-21-20-19-18)

- 1A. Marvin Harrison, WR, Syracuse (19)
(From Atl. in QB-Jeff George trade)
- 1B. To T.B. for QB-Craig Erickson
2. Dedric Mathis, DB, Houston (51)
3. Scott Slutzker, TE, Iowa (82)
4. Brian Milne, RB, Penn State (115)
5. Steve Martin, DT, Missouri (151)
- 6A. Keith Conlin, OT, Penn State (191)
- 6B. Mike Cawley, QB, James Madison (205)
(Compensatory Pick)
7. Adrian Robinson, DB, Baylor (232)

COLTS IN OVERTIME

DATE	COIN TOSS	SITE	OPPONENT	SCORE	EXPIRED
12/28/58*	N.Y. Giants	Yankee Stadium	N.Y. Giants	W 23-17	8:15
	RESULT: Alan Ameche 1 run				
12/26/65*	Green Bay	Green Bay	Green Bay	L 10-13	13:39
	RESULT: Don Chandler 25 FG				
12/14/75	Miami	Baltimore	Miami	W 10- 7	12:44
	RESULT: Toni Linhart 31 FG				
12/24/77**	Colts	Baltimore	Oakland	L 31-37	15:43
	RESULT: Dave Casper 10 pass from Ken Stabler				
9/ 9/79@	Colts	Baltimore	Tampa Bay	L 26-29	1:41
	RESULT: Neil O'Donoghue 31 FG				
9/ 4/83@	New England	Foxboro	New England	W 29-23	0:30
	RESULT: Johnie Cooks 52 fumble return				
9/25/83	Colts	Baltimore	Chicago	W 22-19	4:51
	RESULT: Raul Allegre 33 FG				
9/ 4/88@	Colts	Indianapolis	Houston	L 14-17	3:51
	RESULT: Tony Zendejas 35 FG				
10/29/89	New England	Indianapolis	New England	L 20-23	9:57
	RESULT: Greg Davis 51 FG				
12/10/89	Cleveland	Indianapolis	Cleveland	W 23-17	10:54
	RESULT: Mike Prior 58 interception return				
12/ 8/91	Colts	Foxboro	New England	L 17-23	8:55
	RESULT: Michael Timpson 45 pass from Hugh Millen				
10/11/92	Colts	Indianapolis	N.Y. Jets	W 6- 3	3:01
	RESULT: Dean Biasucci 47 FG				
11/15/92	Colts	Indianapolis	New England	L 34-37	3:25
	RESULT: Charlie Baumann 18 FG				
11/29/92	Colts	Indianapolis	Buffalo	W 16-13	3:51
	RESULT: Dean Biasucci 40 FG				
9/ 3/95@	Cincinnati	Indianapolis	Cincinnati	L 21-24	2:36
	RESULT: Doug Pelfrey 47 FG				
9/10/95	N.Y. Jets	East Rutherford	N.Y. Jets	W 27-24	4:27
	RESULT: Mike Cofer 52 FG				
10/ 8/95	Colts	Miami	Miami	W 27-24	4:58
	RESULT: Cary Blanchard 27 FG				

* Playoffs

** Playoffs (Double Overtime)

@ Season Opener

MISCELLANEOUS BREAKDOWN

OVERALL	9-8	PLAYOFFS	1-2	BALTIMORE (1953-83)	INDIANAPOLIS (1984-Present)
Home	5-6	Home	0-1	Overall 4-3	Overall 5-5
Away	4-2	Away	1-1	Home 2-2	Home 3-4
				Away 2-1	Away 2-1
WIN COIN TOSS	4-5				
LOSE COIN TOSS	5-3				

RECORD BY OPPONENT

Buffalo	1-0	Raiders	0-1
Chicago	1-0	Miami	2-0
Cincinnati	0-1	New England	1-3
Cleveland	1-0	N.Y. Giants	1-0
Green Bay	0-1	N.Y. Jets	2-0
Houston	0-1	Tampa Bay	0-1

THE COLTS TRADE HISTORY

Trades from 1953-1968 are as complete as possible, errors will be changed with documentation; Numbers in parentheses denote overall draft pick; (*) denotes unmet trade condition; Players obtained through traded draft picks are identified.

1995

4/27 D1-96 (22), D4-96(*) to Tampa Bay for **QB-CRAIG ERICKSON**. **TB-DT-MARCUS JONES**.

1994

4/24 D1-94 (7-Atl.), D3-94 (83-Atl.) to L.A. Rams for D1-94 (5). **Colts-LB-TREV ALBERTS**, **LA-RB-JAMES BOSTIC**, dealt D1-94.

3/24 **QB-JEFF GEORGE** to Atlanta for D1-94 (7), D3-94 (83), D1-96 (19). **Colts-dealt D1 & D3-94** to Rams for D1-94, chose **WR-MARVIN HARRISON**.

1993

4/25 D2-93 (44) to Pittsburgh for D2-93 (49), D4-93 (107-S.D.). **Colts-RB-ROOSEVELT POTTS**, **LB-DEVON McDONALD**. **Pit-LB-CHAD BROWN**.

4/25 D3-93 (73), D5-93 (127) to L.A. Rams for D3-93 (65). **Colts-DB-RAY BUCHANAN**, **LA-RB-RUSSELL WHITE**, **G-CHUCK BELIN**.

4/25 D4-93 (100), D6-93 (156-G.B.) to Chicago for D4-93 (92). **Colts-DB-DERWIN GRAY**, **Chi-LB-MYRON BAKER**, dealt D6-93.

1992

8/19 **DB-DAVE McCLOUGHAN** to Green Bay for D6-93 (156). **Colts dealt pick** to Bears for D4-93.

4/26 **RB-ERIC DICKERSON** to L.A. Raiders for D4-92 (105-Dal.), D8-92 (212). **Colts-DT-TONY McCOY**, **RB-RONALD HUMPHREY**.

1991

9/5 D3-92 (57), D11-92 (281) to L.A. Rams for **OT-IRV PANKEY**. **LA-DT-MARC BOUTTE**, **LB-BRIAN TOWNSEND**.

8/20 D9-92(*) to L.A. Raiders for **TE-ROBERT TYLER**.

1990

8/6 **QB-CHRIS CHANDLER** to Tampa Bay for D1-92 (2). **Colts-LB-QUENTIN CORYATT**.

4/22 **OT-CHRIS HINTON**, **WR-ANDRE RISON**, D5-90 (121), D1-1991 (13) to Atlanta for D1-90 (1), D4-90 (83). **Colts-QB-JEFF GEORGE**, **WR-STACEY SIMMONS**. **Atl-TE-REGGIE REDDING**, **WR-MIKE PRITCHARD**.

1989

10/17 D3-90 (67) to San Diego for **LB-CHIP BANKS**. **SD-WR-WALTER WILSON**.

8/22 **NT-CHUCK EHIN** to Dallas for D10-90(*).

8/22 D10-90 (259) to Dallas for **OT-ZEFROSS MOSS**. **Dallas dealt pick**.

8/21 D11-90(*) to Denver for **OT-BILL CONTZ**.

4/23 D5-89 (129) to Washington for D4-90 (103), D8-90 (213). **Colts-DB-ALAN GRANT**,

DB-HARVEY WILSON. **Wash-DB-TIM SMILEY**.

1988

10/5 **OG-RON SOLT** to Philadelphia for D1-89 (22), D4-90 (106). **Colts-WR-ANDRE RISON**, **OT-PAT CUNNINGHAM**.

9/9 D1-89 (15), D1-90 (10) to Seattle for **LB-FREDD YOUNG**. **Sea-OT-ANDY HECK**, dealt D1-90.

8/30 D12-89(*) to Cleveland for **LB-ANTHONY GRIGGS**.

8/15 **TE-TIM SHERWIN** to N.Y. Giants for D7-89 (185). **Colts-DB-CHARLES WASHINGTON**.

7/8 **DB-LEONARD COLEMAN** to San Diego for D12-90 (311). **Colts-QB-GENE BENHART**.

5/5 D12-89(*) to Pittsburgh for **TE-KEN WOODARD**.

4/29 **QB-JOE FERGUSON** to Tampa Bay for D12-89 (314). **Colts-RB-WILLIAM DuBOSE**.

4/27 D11-89(*) to San Diego for **QB-MARK HERRMANN**.

4/27 D12-89(*) to Atlanta for **WR-CHARLIE BROWN**.

3/29 D6-88 (159) to Washington for **WR-CLARENCE VERDIN**. **Wash-QB-STAN HUMPHRIES**.

1987

10/31 Rights to **LB-CORNELIUS BENNETT** to Buffalo for D1-88 (14), D1-89 (26), D2-89 (53), **RB-GREG BELL**, then sent package and own D1-88 (20), D2-88 (47), D2-89 (45), **RB-OWEN GILL** to L.A. Rams for **RB-ERIC DICKERSON**. **LA-WR-AARON COX**, **LB-FRED STRICKLAND**, **LB-FRANK STAMS** (with Colts picks), **RB-GASTON GREEN**, **RB-CLEVELAND GARY**, **DB-DARRYL HENLEY** (with Bills picks).

10/1 Cash to Pittsburgh for **DT-MARK SMYTHE**.

9/3 D7-88 (186) to N.Y. Giants for **NT-JEROME SALLY**. **NYG-TE-DANTA WHITAKER**.

9/1 **TE-DERRICK RAMSEY** to Detroit for D12-88 (308). **Colts-WR-AATRON KENNEY**,

8/25 D12-89(*) to Detroit for **DB-DEMETRIOUS JOHNSON**.

4/15 **OT-ROGER CARON** to Buffalo for D8-87 (200). **Colts-DB-CHUCKIE MILLER**. **Colts sent D8-88** (213) to Buffalo when **CARON** retired. **Buf-DT-JEFF WRIGHT**.

4/1 D12-88(*) to N.Y. Jets for **DB-KIRK SPRINGS**.

1986

10/7 D2-87 (30) to Washington for rights to **WR-WALTER MURRAY**. **Wash-DB-BRIAN DAVIS**.

8/26 D9-87 (225) to N.Y. Giants for **DB-KENNY DANIEL**. **NYG-OG-STAN PARKER**.

8/13 D8-87 (197) to Tampa Bay for **DB-JOHN HOLT**. **TB-NT-STAN MATALE**.

5/23 **QB-MIKE PAGEL** to Cleveland for D9-87 (247). **Colts-LB-BOB ONTKO**.

5/22 D10-86(*) to Detroit for **LB-ROOSEVELT BARNES**.

5/19 **DT-JIM MILLS** to Denver for D10-87(*).

4/29 D6-86 (144) to L.A. Rams for D7-86 (172-Hou.), D7-86 (190), D12-86 (326). **Colts-K-CHRIS WHITE**, **DB-TOMMY SIMS**, **DT-ISAAC WILLIAMS**. **LA-OT-ROBERT COX**.

4/29 D2-86 (33), D5-87(*) to Dallas for **QB-GARY HOGEBROOM**, D2-86 (47). **Colts-QB-JACK TRUDEAU**, **Dal-RB-DARRYL CLACK**.

4/18 D1-86 (6), D3-86 (60) to New Orleans for D1-86 (4). **Colts-DE-JON HAND**. **NO-OT-JIM DOMBROWSKI**, **LB-PAT SWILLING**.

1985

8/28 D10-86 (255) to St. Louis for **LB-DAVE AHRENS**. **StL-WR-WES SMITH**.

8/14 D11-86 (282) to Buffalo for **QB-MATT KOFLER**. **Buf-DE-BILLY WITT**.

8/3 D10-86(*) to New England for **LB-TIM GOLDEN**.

8/1 **LB-VERNON MAXWELL** to San Diego for D5-86 (124). **Colts-C-GARY WALKER**.

7/25 **RB-ALVIN MOORE** to Detroit for **WR-ROBBIE MARTIN**.

7/23 D12-86(*) to St. Louis for **TE-EDDIE MCGILL**.

5/16 **WR-VICTOR OATIS** to Cleveland for D12-86(*).

4/10 **QB-MARK HERRMANN** to San Diego for D10-86 (266). **Colts-C-PETE ANDERSON**.

1984

8/27 D11-85 (285) to L.A. Rams for **DB-GEORGE RADACHOWSKY**. **LA-QB-DOUG FLUTIE**.

TRADE HISTORY

1983

- 8/31 **LB-MARK JERUE** to L.A. Rams for **QB-MARK REED**.
8/29 D10-84 (259) to Detroit for **WR-TRACY PORTER**. Det-**DB-WILLIAM FRIZZELL**.
8/29 D9-84 (232) to Dallas for **K-RAUL ALLEGRE**. Dal-**OL-JOHN HUNT**.
8/27 D6-85 (144) to Dallas for **OT-STEVE WRIGHT**. Dal-**DT-KURT PLOEGER**.
8/18 **TE-REESE McCALL** to Tampa Bay for D7-84(*)
7/28 D7-84 (178) to Detroit for **OT-KARL BALDISCHWILER**. Det-**LB-JIMMIE CARTER**.
5/ 2 **QB-JOHN ELWAY** to Denver for **OG-CHRIS HINTON**, **QB-MARK HERRMANN** and D1-84 (19).
Colts-**OG-RON SOLT**.

1982

- 9/ 6 D8-83 (197) to Denver for **OL-GLENN HYDE**. Den-**QB-GARY KUBIAK**.
9/ 4 **WR-ROGER CARR** to Seattle for D4-84 (103). Colts-**RB-GEORGE WONSLEY**.
8/31 D12-83(*) to Pittsburgh for **LB-ZACK VALENTINE**.
8/31 **P-DAVE SMIGELSKY** to Atlanta for D9-83 (242). Colts-**OT-CHRIS ROSE**.
7/13 **OG-ROBERT PRATT** to Seattle for D5-84 (130). Colts-**OT-KEVIN CALL**.
5/26 **DB-BRUCE LAIRD** to San Diego for D6-83 (161). Colts-**C-GRANT FEASEL**.
4/27 **QB-BERT JONES** to L.A. Rams for D1-82 (4), D2-82 (34). Colts-**QB-ART SCHLICHTER**, **P-ROHN STARK**.

1981

- 8/31 D6-83 (141) to San Diego for **K-MIKE WOOD**. SD-**WR-TRUMAINE JOHNSON**.
7/22 **DE-FRED COOK** to Washington for D9-82(*)
7/15 **DB-LYLE BLACKWOOD** to N.Y. Giants for D12-82(*)
4/28 D2-81 (39), D2-81 (52-L.A.), D5-81 (123) to Minnesota for D1-81 (18). Colts-**DE-DONNELL THOMPSON**. Min-**WR-MARDYE McDOLLE**, **RB-JARVIS REDWINE**, **DE-WENDELL RAY**.
4/28 **RB-JOE WASHINGTON** to Washington for D2-81 (52-L.A.). Colts dealt pick to Vikings for D1-81.

1980

- 9/23 **DT-JIM KRAHL** to San Francisco for D10-81 (256). Colts-**LB-GREGG GERKEN**.
8/26 **OG-RON BAKER** to Philadelphia for D8-81 (220). Colts-**DT-HOSEA TAYLOR**.
8/14 D10-81(*) to Atlanta for **LB-BRIAN CABRAL**.
4/30 **RB-DON HARDEMAN** to Denver for D12-80 (324). Colts-**RB-MARVIN SIMS**.
4/24 **LB-STAN WHITE** to Detroit for D8-80 (195). Colts-**T-KEN WALTER**.
4/ 9 D5-80 (114) Kansas City for **RB-MARK BAILEY**. KC-**WR-CARLOS CARSON**.

1979

- 10/ 9 **DE-JOHN DUTTON** to Dallas for D1-80 (24), D2-80 (51). Colts-**DB-DERRICK HATCHETT**, **T-TIM FOLEY**.
8/21 D8-80 (197) to Denver for **P-BUCKY DILTS**. Den-**WR-DON COLEMAN**.
5/31 **LB-CALVIN O'NEAL** to Tampa Bay for D12-80(*)
5/ 3 D3-79 (72-Oak.), D7-79 (171) to Houston for D3-79 (69-Wash.). Colts-**DB-KIM ANDERSON**. Hou-
RB-KENNY KING, **DB-TIM RIES**.
4/30 D4-79 (88), D5-79 (131-S.D.), D3-80 (62) to Detroit for **QB-GREG LANDRY**. Det- **TE-ULYSSES NORRIS**, **C-WALT BROWN**, **WR-MIKE FRIEDE**.

1978

- 8/28 **RB-LYDELL MITCHELL** to San Diego for **RB-JOE WASHINGTON**, D5-79 (131). Colts dealt pick to Lions for **QB-GREG LANDRY**.
8/28 D6-79 (141) and cash to Buffalo for **DB-DWIGHT HARRISON**. Buf-**G-MIKE BURROW**.
8/22 **WR-RICKY THOMPSON** to Washington for D6-79 (150). Colts-**T-JIMMY MOORE**.
8/16 **OT-FRANK MYERS** to Minnesota for D8-79 (207). Colts-**DB-NESBY GLASGOW**.
8/14 D3-79 (60) to Tampa Bay for **RB-DON HARDEMAN**. TB-**RB-JERRY ECKWOOD**.
7/22 **TE-RAYMOND CHESTER**, D2-79 (33) to Oakland for **WR-MIKE SIANI**, D3-79 (80). Colts dealt pick to Oilers for **DB-KIM ANDERSON**. Raiders dealt pick.
5/ 1 **WR-FREDDIE SCOTT**, D4-78 (107) to Detroit for **DT-HERB ORVIS**. Det-**G-HOMER ELIAS**.
4/24 D5-78 (134) to Kansas City for **LB-WILLIE LANIER**. KC-**WR-ROBERT WOODS**.

1977

- 9/ 6 D7-78(*) to Green Bay for **DE-ALDEN ROCHE**.
D3-77 (80) to St. Louis for **DB-NORM THOMPSON**. StL-**RB-TERDELL MIDDLETON**.

1976

- 8/30 **QB-MARTY DOMRES** to San Francisco for D5-78 (117) and cash. Colts-**OT-FRANK MYERS**.
7/ 2 **K-ROD GARCIA** to Tampa Bay for cash.
6/25 **T-ED GEORGE** to Philadelphia for cash.
4/ 2 **T-DENNIS NELSON** to Philadelphia for **QB-BILL TROUP**.
4/ 2 **DB-MIKE WASHINGTON** to Tampa Bay for D3-76 (90) and cash. Colts-**RB-RON LEE**.

1975

- 9/15 D2-77(*), D3-78 (79) to San Francisco for **C-FORREST BLUE**, D15-76(*), D16-76(*). SF-**G-ERNIE HUGHES**.
9/ 9 D5-77 (136) to New Orleans for **RB-HOWARD STEVENS**. NO-**T-DAVE HUBBARD**.
8/23 **T-DENNIS NELSON** to Washington for D12-76(*), D4-77(*-Balt.), D2-78(*), D3- 78(*), D5-78(*)
8/19 **DT-PAUL LINFORD** to Green Bay for D4-76(*)
8/ 7 **WR-DAVE HAZEL** to Minnesota for D8-76(*)
7/29 **TE-RON MAYO** to San Diego for D6-76(*)
7/18 D6-76 (175) to Buffalo for **LB-JIM CHEYUNSKI**. Buf-**RB-DARNELL POWELL**.
7/18 D3-76(*) to Houston for **LB-AL COWLINGS**.
6/ 2 D4-77 (110) to Washington for **RB-HERB MUL-KEY**. Wash. dealt pick.
5/ 2 **TE-LARRY CHRISTOFF** to N.Y. Giants for rights to **DB-JIM SIMS**.
4/14 D2-76 (47), D4-76 (112) to Pittsburgh for rights to **T-ED GEORGE**. Pit-**QB-MIKE KRUCZEK**, **DB-WONDER MONDS**.
1/29 D13-76 (367), D17-76 (478) to Oakland for D16-75 (419), D17-75 (440). Colts- **DB-ROBERT SMITH**, **WR-FRANK RUSSELL**. Oak-**DE-CRAIG CRNICK**, **DB-BUDDY TATE**.
1/29 D15-76(*), D16-76(*) to San Francisco for D16-75 (399), D17-75 (426). Colts- **DT-MIKE EVAVOLD**, **DE-MIKE BENGARD**.
1/29 **WR-COTTON SPEYER**, **OG-GLENN RESSLER** to Washington for D12-75(*), D16-76 (449). Colts-
TE-MIKE FURHMAN.
1/28 Rights to **G-NOAH JACKSON**, D7-76 (201) to Chicago for D7-75 (168-NYJ), D5-76 (134). Colts-**LB-DERREL LUCE**, **LB-SANDERS SHIVER**. Chi. dealt pick.
1/28 **DT-JIM BAILEY** to N.Y. Jets for D4-75 (93). Colts-**DT-PAUL LINFORD**.
1/28 Rights to **TE-GREG LATTA** to Chicago for D3-75 (56), D7-75 (160). Colts-**DT-DAVID PEAR**, **QB-STEVE JOACHIM**.
1/23 D1-75 (1), D6-75 (132) to Atlanta for **OT-GEORGE KUNZ**, D1-75 (3). Colts-**OG-KEN HUFF**. Atl-**QB-STEVE BARTKOWSKI**, **LB-FULTON KUYKENDALL**.

1974

- 9/12 D10-75 (246) to Houston for **TE-RON MAYO**.
8/23 **T-TOM DROUGAS** to Denver for D8-75 (187). Colts-**TE-GREG DENBOER**.

TRADE HISTORY

- 8/13 **LB-TED HENDRICKS**, D2-75 (28) to Green Bay for **LB-TOM MacLEOD**, D8-75 (192). Colts-**RB-MARIO CAGE**. GB dealt pick.
- 8/ 8 Cash to Denver for **LB-MIKE KACZMAREK**.
- 8/ 7 **C-FRED HOAGLIN** to Houston for D10-75 (246). Colts dealt pick to Oilers for **TE-RON MAYO** (9/12).
- 7/25 **TE-TOM MITCHELL** to San Francisco for D3-75 (53), D7-76 (201). Picks were part of **G-ELMER COLLETT**, **DB-MIKE SIMPSON** trades.
- 6/11 **DE-ROY HILTON** to N.Y. Giants for **RB-JOE ORDUNA**, D6-75 (131). Colts-**WR-DON WESTBROOK**.
- 3/25 D7-76 (201) to San Francisco for **DB-MIKE SIMPSON**.
- 1/30 **DB-JACK MILDREN** to New England for D6-74 (140) and cash. Colts-**LB-DANNY RHODES**.
- 1/30 **LB-ED MOONEY** to Washington for D12-74 (307). Colts-**QB-BOB BOBROWSKI**.
- 1/30 **OG-CORNELIUS JOHNSON**, D17-75(*) to Washington for **RB-GEORGE NOCK**, D17-74 (436). Colts-**DB-BUZZY LEWIS**.
- OG-JOHN WILLIAMS** to L.A. Rams for D1-74 (24). Colts-**WR-ROGER CARR**.
- 1973
- 10/ 3 **LB-RAY MAY** to Denver for D3-74 (67), D8-74 (198). Colts-**OG-ROBERT PRATT**, **RB-PAUL MILES**.
- 10/ 2 **RB-DON NOTTINGHAM**, D6-74 (136) to Miami for **RB-HUBERT GINN**, Mia-**DT-RANDY CROWDER**.
- 8/30 D5-74 (109) to Atlanta (thru Det.) for **LB-ED MOONEY**. Atl-**TE-HENRY CHILDS**.
- 8/14 **LB-BILL LASKEY** to Denver for D7-74 (170). Colts-**LB-DAN DICKEL**.
- 8/ 1 D10-74(*) to Detroit for **DT-JOHN GORDON**.
- 7/27 Considerations sent to Detroit for **DT-JOE SCHMEISING** assumed by Colts for **WR-JIM O'BRIEN**.
- 7/23 **DB-CHARLIE STUKES** to Minnesota for D5-74 (129). Colts-**DB-DOUG NETTLES**.
- 7/19 **TE-JOHN MOSIER** to Buffalo for D7-74 (174). Colts-**WR-FREDDIE SCOTT**.
- 7/17 **DT-BUBBA SMITH** to Oakland for **TE-RAYMOND CHESTER**.
- 6/26 D3-75 (53), D5-76(*) to San Francisco for **G-ELMER COLLETT**.
- 6/13 D4-74 (84) to Detroit for **DT-JOE SCHMIESING**. Det. dealt pick to Colts for **WR-JIM O'BRIEN**.
- 3/15 **RB-TOM NOWATZKE** to Houston for D14-74(*)
- 2/ 8 **DT-FRED MILLER** to Washington for D10-74(*)
- 2/ 7 **G-DAN SULLIVAN** to Oakland for D14-74(*)
- 1/31 **DB-JERRY LOGAN** to L.A. Rams for D10-74 (257). Colts-**DT-GLENN ELLIS**.
- 1/30 D4-73 (93-Cin.) to Cleveland for **K-GEORGE HUNT**. Cle-**LB-ANDY DORRIS**.
- 1/29 **DE-BILLY NEWSOME**, D4-73 (86) to New Orleans for D1-73 (2). Colts-**QB-BERT JONES**. NO-**LB-JIM MERLO**.
- 1/29 **C-BILL CURRY** to Denver (thru Hou.) for D3-73 (61), **G-TOM REGNER**. Colts-**RB-BILL OLDS**.
- 1/27 **RB-NORM BULAICH** to Philadelphia for D4-73 (83), D2-74 (37). Colts-**T-GERY PALMER**, **RB-ED SHUTTLESWORTH**.
- 1/22 D3-73 (67-K.C.) to Cleveland for **C-FRED HOAGLIN**. Cle-**DE-BOB CRUM**.
- 1/25 **RB-TOM MATTE** to San Diego for D8-73 (189). Colts-**DB-RAY OLDHAM**.
- 1/22 **QB-JOHN UNITAS** to San Diego for cash.
- 1972
- 10/24 **G-JOHN SHINNERS** to Cincinnati for D4-73 (93). Colts dealt pick to Browns for **K-GEORGE HUNT**.
- 9/11 D7-73 (166) to Denver for **TE-JOHN MOSIER**. Den-**DE-JOHN GRANT**.
- 9/ 7 D10-73 (243) to N.Y. Jets for **DT-CHUCK HINTON**. NYJ-**LB-JOE CARBONE**.
- 9/ 4 **DB-LEONARD DUNLAP** to San Diego for D4-73 (85). Colts-**WR-OLLIE SMITH**.
- 8/31 **T-LYNN LARSON** to Cleveland for D6-73(*)
- 8/25 **T-CRAIG ROBINSON** to Houston for cash.
- 8/ 7 **TE-JOHN ANDREWS**, D1-73 (25-Wash.) to San Diego for **QB-MARTY DOMRES**. SD-**WR-JOHNNY ROGERS**.
- 8/ 5 **TE-LLOYD EDWARDS**, **DB-WILLIAM WEST** to Oakland for cash.
- 8/ 4 Cash to N.Y. Jets for **TE-LLOYD EDWARDS**, **DB-WILLIAM WEST**.
- 7/31 **DB-TOM CURTIS** to L.A. Rams for D7-73(*)
- 7/23 **WR-ELDRIDGE DICKEY** to Kansas City for D3-73 (67). Colts dealt pick to Browns for **C-FRED HOAGLIN**.
- 1/31 **DT-GEORGE WRIGHT** to San Diego for D4-72 (104-Dal./N.O.), D8-72 (191). Colts- **WR-ERIC ALLEN**, **LB-AL QUALLS**.
- 1/28 **DB-JIM DUNCAN**, D5-72 (126), D6-73 (139) to New Orleans for **G-JOHN SHINNERS**. NO-**DB-BOB DAVIES**, dealt D6-73.
- 1/28 D3-72 (74) to Oakland for **WR-ELDRIDGE DICKEY**. Oak. dealt pick.
- 1971
- 9/27 **DB-RON GARDIN** to New England for D5-72 (115). Colts-**DT-DON CROFT**.
- 8/27 D10-72(*) to Pittsburgh for **LB-MARTIN SCHOTTENHEIMER**.
- 8/18 Withdrew claim of **DT-JIM DeLISLE** of Green Bay for D9-72 (215). Colts-**DT-GARY HAMBELL**.
- 7/31 **WR-ROY JEFFERSON**, D9-73 (218), D9-74 (213) to Washington for D1-73 (25), **WR-COTTON SPEYRER**. Colts dealt pick to Chargers for **QB-MARTY DOMRES**. Wash-**RB-RICH GALBOS**, dealt D9-74.
- 8/16 **LB-BOB GRANT** to Washington for D2-72 (47), D7-72 (169). Colts-**WR-GLENN DOUGHTY**, **RB-JOHN SYKES**.
- 7/ 7 **DB-TOM MAXWELL**, D4-72 (100), D7-72 (178) to Oakland for D2-72 (46), **LB-BILL LASKEY**. Colts-**DB-JACK MILDREN**. Oak-**C-DAVE DALBY**, **DB-DENNIS PETE**.
- 3/19 D9-72 (230) to Cleveland for **LB-TOM BEUTLER**. Cle-**WR-BILLY LeFEAR**.
- 1970
- 8/21 **WR-WILLIE RICHARDSON**, D4-71 (104) to Pittsburgh for **WR-ROY JEFFERSON**. Pit-**DL-DWIGHT WHITE**.
- 6/ 1 **RB-PRESTON PEARSON**, **DB-OCIE AUSTIN** to Pittsburgh for **LB-RAY MAY**, D12-71 (294). Colts-**T-BOB WUENSCH**.
- 4/13 Obtained D1-71 (22) from Miami for **DON SHULA**. Colts-**RB-DON McCAULEY**.
- 1/27 **LB-DENNIS GAUBATZ** to Washington for D4-70 (95). **DT-FRANK BOSCH**. Colts-**LB-STEVE SMEAR**.
- 1969
- 10/ 8 **LB-RON PORTER** to Phil. (thru Rams) for D3-70 (74). Colts-**TE-ARA PERSON**.
- 8/19 D4-70 (96) to Green Bay for **T-RON KOSTELNIK**. GB-**K-SKIP BUTLER**.
- 7/28 D6-70(*) to Atlanta for **RB-PERRY LEE DUNN**. Colts sent **WR-GAIL COGDILL** to Falcons to complete deal.
- 6/17 **DB-JIM DILLARD** to Minnesota for D6-70(*)
- 1968
- * D4-69 (103), D5-69 (127-Dal.) to Atlanta for **G-DAN GRIMM**. Atl-**DB-DICKIE LYONS**, **DE-TONY PLEVIAK**.
- * **DT-ANDY STYNCHULA** to Dallas for D5-69 (127). Colts dealt pick to Falcons for **G-DAN GRIMM**.
- * **DT-CHARLIE JOHNSON** to N.Y. Giants for undisclosed terms.
- * **RB-TONY LORICK** to New Orleans for D2-69 (33). Colts-**DT-TED HENDRICKS**.
- * Undisclosed terms to Washington for D4-69 (87). Colts-**RB-JACKIE STEWART**.
- * **C-PHIL SOBOCINSKI** to Atlanta for D9-69 (210). Colts-**DT-GEORGE WRIGHT**.
- * **DB-BOB WADE** to Pittsburgh for undisclosed terms.
- * **DB-ALVIN HAYMOND** to Philadelphia for **RB-TIMMY BROWN**.
- * **LB/TE-BARRY BROWN** to N.Y. Giants for **DB-HENRY CARR**.
- * **TE-BUTCH WILSON** to N.Y. Giants (8/25) for **QB-EARL MORRALL**.

TRADE HISTORY

1967

- * **DT-BOB LURTSEMA** to N.Y. Giants for **D5-68 (126)**. Colts-**LB-PAUL ELZEY**.
- * **RB-GERALD ALLEN** to Washington for **D10-68 (257)**. Colts-**DB-OCIE AUSTIN**.
- * **D6-68 (162)** to Atlanta for undisclosed terms. Atl-**WR-RICK EBER**.
- * **QB-GARY CUOZZO**, **G-BUTCH WILSON**, **D17-67 (438)** to New Orleans for **C-BILL CURRY**, **D1-67 (1)**, **D3-67 (54)**, **D7-69 (163)**. Colts-**DT-BUBBA SMITH**, **G-NORM DAVIS**, **LB-GARY FLEMING**. NO-**LB-BILLY BOB STEWART**.

1966

- * **D5-68 (134)** to Cleveland for **P-DAVID LEE**. Cle-**DB-JACKIE JACKSON**.
- * **RB-WENDELL HARRIS** to N.Y. Giants for **DT-ANDY STYNCHULA**.
- * **RB-DAVE HAYES** to Washington for **WR-BILL HUNTER**.
- * **D6-67 (151)** to Atlanta for **G-DALE MEMMELAAR**. Atl-**DB-MARTINE BIRCHER**.
- * **WR-JOHN MCGUIRE** to Detroit for undisclosed terms.
- * **T-LOU KIROUAC** to Atlanta for **D6-67 (137)**. Colts-**QB-TERRY SOUTHALL**.
- * **LB-MIKE STROFOLINO** to St. Louis for **D8-67 (202)**. Colts-**T-LEE ANDERSON**.
- * **G-JIM CARTER** to Pittsburgh for **D12-67 (298)**. Colts-**DB-PRESTON PEARSON**.

1965

- * **G/T-RALPH NEELY** to Dallas for **K/QB-BILLY LOTHBRIDGE**, **D4-66**. Colts-**WR-ROD SHERMAN**.
- * **LB-JOHN CAMPBELL** to Pittsburgh for **C-BUZZ NUTTER**.
- * **D5-66** to Dallas for undisclosed terms. Dal-**RB-WALT GARRISON**.
- * Undisclosed terms to San Francisco for **D7-66**. Colts-**T-DAVE ELLIS**.
- * Undisclosed terms to Minnesota for **D8-66**. Colts-**RB-GERALD ALLEN**.
- * **RB-JOE DON LOONEY** to Detroit for **LB-DENNIS GAUBATZ**.
- * Undisclosed terms to Pittsburgh for **QB-ED BROWN**.

1964

- * **G-PALMER PYLE** to Minnesota for **LB-STEVE STONEBREAKER**.
- * **DT-JIM COLVIN** to Dallas **DT-GUY REESE**.
- * **DB-ANDY NELSON**, **WR-R.C. OWENS** to N.Y. Giants for **RB-JOE DON LOONEY**, **T-LOU KIROUAC**.
- * **DB-MARY WOODSON**, **LB-BILL SAUL** to Pittsburgh for **K/DE-LOU MICHAELS**.
- * **RB-J.W. LOCKETT** to Washington (4/2) for undisclosed terms.
- * **K-JIM MARTIN** to Washington for undisclosed terms.
- * **D3-65** to San Francisco for undisclosed terms. SF-**LB-JACK CHAPPLE**.
- * **T-LARRY KRAMER** to Minnesota for **LB-JOHN CAMPBELL**, **D3-65**. Colts-**G-GLENN RESSLER**.
- * Undisclosed terms to Washington for **D4-65**. Colts-**LB-MARTIN SCHOTTENHEIMER**.
- * Undisclosed terms to N.Y. Giants for **D6-65**. Colts-**RB-BOB FELTS**.
- * Undisclosed terms to Washington for **D20-65**. Colts-**C-RAYMOND JOHNSON**.
- * **D3-64** to Green Bay for undisclosed terms. GB-**B-ODE BURRELL**.

1963

- * **D10-64** to Detroit for **K-JIM MARTIN**. Det-**RB-GLENN HOLTON**.
- * Undisclosed terms to Dallas for **B-J.W. LOCKETT**.
- * **D5-66** to Dallas for undisclosed terms. Dal-**RB-WALT GARRISON**.
- * Undisclosed terms to Pittsburgh for **D2-63**. Colts-**RB-BUTCH WILSON**.

1962

- * **D3-63** to St. Louis. St.L-**B-MIKE FRACCHIA**. St.L. sent **DB-JERRY NORTON** to Dallas and Colts obtained **E-DICK BIELSKI** from Cowboys in 3-way trade.
- * Undisclosed terms to Chicago for **D4-63**. Colts-**T-HARLOW FULLWOOD**.

1961

- * **DB-JACKIE SIMPSON** to Pittsburgh for **DE-BILLY RAY SMITH**.
- * **C-BUZZ NUTTER**, **DT-GENE LIPSCOMB** to Pittsburgh for **WR-JIMMY ORR**, **DT-JOE LEWIS**, **C/LB-DICK CAMPBELL**.
- * **E-VINCE SCOTT** to Washington for **LB-TOM GUNDERMAN**.
- * **D9-62** from Dallas for **RB-DON PERKINS**. Colts-**RB-ROY WALKER**. PERKINS was **D9-60** of Colts who had pre-draft contract with Dallas.
- * **D6-62** to Green Bay for undisclosed terms. GB-**T-JOHN SUTRO**.
- * **D5-62** to Green Bay for **QB-LAMAR McHAN**. GB-**B-CHUCK MORRIS**.
- * **DB-JOHN SAMPLE** to Pittsburgh for **D5-61**. Colts-**RB-ED DYAS**.
- * Undisclosed terms to Pittsburgh for **D5-62**. Colts-**G-JERRY CROFT**.
- * Undisclosed terms to San Francisco for **RB-JOE PERRY**.
- * Undisclosed terms to San Francisco for **E-DEE MACKKEY**.
- * **D1-61** (from NYG) to San Francisco. SF-**QB-BILLY KILMER**.

1960

- * **G-HANSON CHURCHWELL** to Washington for **D10-60**. Colts-**QB-BOBBY BOYD**.
- * **B-JIMMY CARR** to Philadelphia for **D9-60**. Colts-**RB-DON PERKINS**. PERKINS ruled property of Dallas. Colts gained **D9-62**.
- * **QB-GEORGE SHAW** to N.Y. Giants for **D2-60**. Colts-**G-MARVIN TERRELL**.

1959

- * **D3-59** to Detroit for **DE-RAY KROUSE**. Det-**T-RON LUCIANO**.

1958

- * **B-DICK YOUNG** to Pittsburgh for **D7-58**. Colts-**DB-JOHN SAMPLE**.
- * **D5-58** to N.Y. Giants for **RB-HENRY MOORE**. NYG-**B-BOBBY CONRAD**.
- * **DT-TOM FINNIN** to Chi. Cardinals for **D5-58**. Colts-**DB-RAYMOND BROWN**.

1957

- * **RB-CHARLES SHEPHERD** to Pittsburgh for **D16-57**. Colts-**HB-JOE CANNAVINO**.

1955

- * **DB-TOM KEANE** to Chi. Cardinals for **RB-DICK YOUNG**.
- * **D4-55** to L.A. Rams for undisclosed terms.
- * **D10-55** to L.A. Rams for undisclosed terms.

1954

- * **D6-54** to Cleveland for **C-TOM COSGROVE**. Cle-**T-JAMES SMITH**.
- * Undisclosed terms to N.Y. Giants for **D9-55**. Colts-**G-WILLIAM EVANS**.
- * Undisclosed terms to N.Y. Giants for **D4-55**. Colts-**G-JACK PATERA**.
- * **E-TOM FEAMSTER** to L.A. Rams for undisclosed terms.
- * **B-THOMAS ALLMAN** to Green Bay for undisclosed terms.
- * **B-JAMES KINCAID** to L.A. Rams for **T-JIM WINKLER**.

1953

- * **LB-TOM CATLIN**, **T-DON COLO**, **G-HERSHEL FORRESTER**, **T-MIKE McCORMACK**, **HB-JOHN PETTIBON** to Cleveland (3/25) for **QB-HARRY AGGANIS**, **T-DICK BATTEN**, **E-GERN NAGLER**, **DB-BERT RECHICHAR**, **G-ED SHARKEY**, **T-STU SHEETZ**, **DB-DON SHULA**, **G-ART SPINNEY**, **B-CARL TASEFF**, **G-ELMER WILLHOITE**.
- * **HB-RAY PELFREY** to N.Y. Giants for **DT-TOM FINNIN**.

FREE AGENCY (1993-96)
(through June 15, 1996)

1996

Players Signed by Colts (4): LT-Troy Auzenne (Chicago); DB-Derrick Frazier (Philadelphia); C/G-Jay Leeuwenburg (Chicago); OL-Doug Widell (Detroit).

Former Colts Signed by Other Clubs (2): DB-Ashley Ambrose (Cincinnati); OL-Will Wolford (Pittsburgh).

1995

Players Signed by Colts (3): WR-Willie "Flipper" Anderson (Rams); P-Chris Gardocki (Chicago); TE-Ed West (Green Bay).

Former Colts Signed by Other Clubs (7): K-Dean Biasucci (Pittsburgh); TE-Kerry Cash (Raiders); OL-Cecil Gray (Raiders); QB-Don Majkowski (Detroit); RT-Zefross Moss (Detroit); DT-Thomas Sims (Minnesota); P-Rohn Stark (Pittsburgh).

1994

Players Signed by Colts (2): LB-Tony Bennett (Green Bay); WR-Floyd Turner (New Orleans).

Former Colts Signed by Other Clubs (0): None.

1993

Players Signed by Colts (3): WR-Aaron Cox (Rams); C-Kirk Lowdermilk (Minnesota); LT-Will Wolford (Buffalo).

Former Colts Signed by Other Clubs (2): WR-Bill Brooks (Buffalo); DB-Mike Prior (Green Bay).

"PLAN B" FREE AGENCY (1989-92)

1992

Players Signed by Colts (5): WR-Reggie Langhorne (Cleveland); OL-Trevor Matich (Jets); OL-Ron Solt (Philadelphia); P/QB-Tom Tupa (Phoenix); LB-Carl Zander (Cincinnati).

Former Colts Signed by Other Clubs (9): OL-Brian Baldinger (Buffalo); TE-Pat Beach (Jets); OL-Brian Blados (Seattle); QB-Rusty Hilger (Seattle); LB-Matt Jaworski (Pittsburgh); LB-Brian Jones (Miami); RB-Bruce Perkins (Cleveland); DB-Keith Taylor (New Orleans); DB-Charles Washington (Green Bay).

1991

Players Signed by Colts (2): DL-Travis Davis (New Orleans); LB-Cedric Figaro (San Diego).

Former Colts Signed by Other Clubs (6): LB-O'Brien Alston (Raiders); DL-Jeff Faulkner (Phoenix); RB-Ivy Joe Hunter (New England); LB-Kurt Larson (Green Bay); TE-Eugene Riley (Detroit); LB-Matt Vanderbeek (Minnesota).

1990

Players Signed by Colts (0): None.

Former Colts Signed by Other Clubs (8): TE-Mark Boyer (Jets); TE-John Brandes (Washington); DE-Ezra Johnson (Houston); LB-Cliff Odom (Miami); LB-Anthony Parker (Jets); DB-Bluce Plummer (San Diego); OL-Ben Utt (Atlanta); DB-Charles Washington (Kansas City).

1989

Players Signed by Colts (7): S-Keith Bostic (Houston); LB-Phillip Brown (Atlanta); DL-Sam Clancy (Cleveland); C-Stan Eisenhooth (Seattle); CB-Bruce Plummer (Miami); WR-Clarence Weathers (Cleveland); DL-Mitch Willis (Atlanta).

Former Colts Signed by Other Clubs (7): WR-Mark Bellini (Phoenix); NT-Byron Darby (Rams); QB-Gary Hogeboom (Phoenix); LB-Barry Krauss (Cleveland); LB-Orlando Lowry (Kansas City); OT-Joel Patten (San Diego); CB-Willie Tullis (Detroit).

*List includes Unrestricted, Restricted and "Plan B" free agents and does not include free agents signed after being waived.

ATTENDANCE HISTORY

COLTS ATTENDANCE HISTORY

Year	Home Games	Home Attendance	Road Games	Road Attendance	REG. SEASON ATTENDANCE	Playoffs No. Games	ATTENDANCE W/PLAYOFFS
1953	6	169,975	6	178,478	348,453		
1954	6	164,238	6	177,069	341,307		
1955	6	236,826	6	240,634	477,460		
1956	6	238,421	6	265,598	504,019		
1957	6	279,888	6	274,913	554,801		
1958	6	321,849	6	353,107	674,956	64,195 - 1	739,141
1959	6	343,373	6	285,524	628,897	57,545 - 1	686,442
1960	6	342,858	6	292,947	635,805		
1961	7	391,812	7	306,261	698,073		
1962	7	391,659	7	336,043	727,702		
1963	7	403,835	7	299,929	703,764		
1964	8	474,352	6	289,374	763,726	79,544 - 1	843,270
1965	7	416,361	7	339,116	755,477	116,053 - 2	871,530
1966	7	418,143	7	352,664	770,807	58,088 - 1	828,895
1967	7	418,143	7	387,154	805,297		
1968	7	418,292	7	366,131	784,423	216,255 - 3	1,000,678
1969	7	414,918	7	406,530	821,448		
1970	7	415,351	7	347,476	762,827	186,699 - 3	949,526
1971	7	407,911	7	414,030	821,941	152,711 - 2	974,652
1972	7	395,026	7	405,064	800,090		
1973	7	382,711	7	432,296	815,007		
1974	7	282,029	7	406,813	688,842		
1975	7	333,605	7	409,892	743,497	59,053 - 1	802,550
1976	7	374,453	7	381,739	756,192	60,020 - 1	816,212
1977	7	386,503	7	409,824	796,327	60,763 - 1	857,090
1978	8	405,193	8	432,360	837,553		
1979	8	337,891	8	482,480	820,371		
1980	8	333,208	8	477,850	811,058		
1981	8	336,652	8	508,477	845,129		
1982	4	107,646	5	236,646	344,292		
1983	8	335,742	8	442,188	777,930		
1984	8	481,305	8	342,665	823,970		
1985	8	471,788	8	362,871	834,659		
1986	8	442,534	8	383,045	825,579		
1987	8	436,867	7	347,561	784,428	79,838 - 1	864,266
1988	8	468,369	8	449,892	918,261		
1989	8	467,446	8	475,038	942,484		
1990	8	440,681	8	412,889	853,570		
1991	8	434,008	8	362,211	796,219		
1992	8	392,069	8	387,858	779,927		
1993	8	407,928	8	454,963	862,891		
1994	8	396,462	8	458,963	855,425		
1995	8	440,613	8	469,253	909,866	199,838 - 3	1,009,704

10 LARGEST HOME ATTENDANCES

61,479	Pittsburgh	11/13/83
60,763	Pittsburgh	10/30/77
60,763	Washington	11/ 7/77
60,763	New England	12/18/77
60,762	Washington	11/ 6/78
60,586	Dallas	12/ 6/81
60,548	Miami	12/14/75
60,544	Denver	10/31/88
60,519	Chicago	11/17/91
60,503	Chicago	9/11/88

10 SMALLEST HOME ATTENDANCES

19,073	Miami	1/ 2/83
23,093	Chicago	11/21/54
23,598	Cincinnati	12/ 5/82
23,715	Chicago	9/27/53
23,875	San Francisco	11/28/54
25,159	Detroit	10/ 3/53
25,287	Detroit	11/ 6/54
25,920	Green Bay	12/19/82
26,005	San Francisco	11/29/53
27,088	N.Y. Giants	10/ 2/54

10 LARGEST ROAD ATTENDANCES

100,202	L.A. Rams	12/ 6/58
80,638	Detroit	11/16/80
80,636	New Orleans	10/19/69
80,132	Cleveland	10/14/62
80,010	Miami	12/16/72
79,404	Buffalo	10/16/94
79,256	Buffalo	11/12/89
79,101	Buffalo	11/21/93
79,015	Buffalo	10/13/91
78,986	Cleveland	10/26/81

10 SMALLEST ROAD ATTENDANCES

9,860	Buffalo	10/ 4/87
18,713	Green Bay	10/18/53
19,429	New England	12/ 6/92
19,786	Green Bay	11/13/54
20,131	New England	12/ 8/91
20,693	Buffalo	12/ 2/84
21,762	Kansas City	11/24/85
22,383	New England	12/16/84
23,432	San Francisco	12/13/53
23,566	Washington	10/31/54

FIVE LARGEST REGULAR SEASONAL ATTENDANCES

HOME	AWAY	TOTAL
481,305	1984	508,477
474,352	1964	482,480
471,788	1985	477,850
468,369	1988	475,038
467,446	1989	469,253
	1981	942,484
	1979	918,261
	1980	909,866
	1989	862,891
	1995	855,425
	1989	1,009,704
	1988	871,530
	1995	909,866
	1993	862,891
	1994	855,425

ATTENDANCE HISTORY

HOME GAMES

COLTS REGULAR SEASON ATTENDANCE HISTORY BY OPPONENT

ROAD GAMES

OPPONENT	No.	Attendance
Dolphins	26	1,389,720
Bills	25	1,265,718
Jets	25	1,231,889
Patriots	26	1,324,592
Rams	20	1,061,524
Lions	19	966,693
49ers	19	985,609
Bears	19	970,832
Packers	19	955,899
Browns	12	650,083
Redskins	14	762,025
Vikings	7	399,277
Steelers	7	397,804
Chargers	9	489,492
Bengals	7	293,258
Broncos	6	329,951
Oilers	9	451,942
Eagles	5	272,608
Giants	3	145,805
Cardinals	8	406,339
Falcons	4	235,007
Cowboys	4	240,269
Chiefs	5	220,174
Buccaneers	4	196,464
Saints	3	166,043
Raiders	2	100,031
Seahawks	1	49,876
Jaguars	0	0
Panthers	0	0
TOTAL	308	15,958,934

LARGEST	Date	SMALLEST	Date
60,548	12/14/75	19,073	1/2/83
60,253	12/13/87	37,927	9/30/79
60,398	9/2/84	34,927	10/11/87
60,763	12/18/77	34,127	12/20/81
60,239	1965-68	27,268	11/22/53
60,238	1967-69	25,159	10/3/53
60,238	1967,69	23,875	11/28/54
60,519	11/17/91	23,093	11/21/54
60,238	1965-67,69	25,920	12/19/82
60,238	10/20/68	37,285	11/2/75
60,763	11/7/77	32,944	12/23/56
60,238	1966,68	53,645	12/16/62
61,479	11/13/83	42,575	11/3/57
60,459	11/8/87	47,950	11/30/86
59,387	9/13/87	23,598	12/5/82
60,544	10/31/88	37,959	11/10/74
60,020	11/1/76	27,934	12/18/83
60,240	12/6/70	44,952	12/19/93
60,029	9/15/63	27,088	10/2/54
60,274	9/16/84	32,782	11/22/81
60,238	1968,69	56,715	9/17/67
60,586	12/6/81	58,992	10/15/72
54,950	10/7/90	29,936	12/21/80
60,468	12/27/87	39,756	9/9/79
60,238	12/10/67	52,293	9/30/73
59,008	10/28/73	41,023	9/28/75
49,876	10/2/94	49,876	10/2/94
0			
0			
TOTAL	308	15,958,934	

OPPONENT	No.	Attendance
Dolphins	26	1,554,844
Bills	26	1,524,192
Jets	26	1,417,389
Patriots	25	1,202,492
Rams	19	1,091,734
Lions	17	930,475
49ers	19	834,525
Bears	18	836,786
Packers	18	664,778
Browns	8	561,335
Redskins	10	433,778
Vikings	11	489,792
Steelers	8	381,467
Chargers	6	264,177
Bengals	8	413,002
Broncos	5	374,235
Oilers	5	224,570
Eagles	7	386,467
Giants	7	427,924
Cardinals	3	127,646
Falcons	6	297,609
Cowboys	5	276,705
Chiefs	5	236,068
Buccaneers	4	146,836
Saints	3	173,767
Raiders	5	230,157
Seahawks	4	217,126
Jaguars	1	66,099
Panthers	1	49,841
TOTAL	306	15,845,816

LARGEST	Date	SMALLEST	Date
80,010	12/16/72	45,236	12/4/88
79,404	10/16/94	9,860	10/4/87
65,542	10/1/89	33,684	12/13/92
61,297	1979,80	19,429	12/6/92
100,202	12/6/58	26,696	12/7/53
80,638	11/16/80	46,508	12/7/53
61,214	11/12/72	23,432	12/13/53
59,997	12/8/85	27,845	10/10/54
53,492	11/13/88	18,713	10/18/53
80,132	10/14/62	42,404	11/11/56
55,045	12/13/81	23,566	10/31/54
58,342	11/20/88	30,787	9/23/62
57,249	9/8/85	41,597	12/9/78
49,711	12/26/82	37,322	10/23/88
60,051	11/25/90	43,991	12/7/80
74,958	10/3/93	74,680	10/15/89
50,815	9/21/80	31,792	11/23/86
72,200	11/15/81	27,813	11/15/53
76,671	12/16/79	33,982	11/13/55
48,282	12/4/76	31,885	12/2/90
58,850	11/13/66	30,397	12/7/86
65,053	9/4/78	25,500	10/30/60
63,076	10/16/77	21,762	11/24/85
56,585	10/4/92	25,577	12/15/85
80,636	10/19/69	49,009	12/24/89
54,689	11/28/71	40,287	9/15/91
61,905	11/12/78	39,574	12/4/94
66,099	12/10/95	66,099	12/10/95
49,841	12/3/95	49,841	12/3/95
TOTAL	31	31,804,750	

COLTS INDIVIDUAL RECORDS

National Football League records are indicated by an asterisk. Every attempt has been made to compile as complete a table of records as possible. Errors will be corrected if documented. Since the Colts joined the NFL in 1953, the league has increased the number of games played each season from 12 in 1953 to the current 16 in 1978. Here are the dates that the league increased the number of games played each season:

1953-60 12 games 1961-77 14 games 1978-1995 16 games

Note: The 1982 NFL regular season was reduced from 16 games to nine games because of a players' strike. The 1987 season was 15 games due to a players' strike.

SERVICE

MOST SEASONS

- 17 John Unitas, 1956-72
- 13 Raymond Berry, 1955-67
- 13 Ray Donaldson, 1980-92
- 13 David Lee, 1966-78
- 13 Gino Marchetti, 1953-64, 66
- 13 Rohn Stark, 1982-94
- 13 Dick Szymanski, 1955, 57-68
- 12 Lenny Moore, 1956-67
- 12 Don Shinnick, 1957-68
- 12 Ordell Braase, 1957-68
- 12 Eugene Daniel, 1984-95

MOST GAMES PLAYED

- 213 John Unitas, 1956-72
- 197 Rohn Stark, 1982-94
- 188 David Lee, 1966-78
- 184 Ray Donaldson, 1980-92
- 182 Eugene Daniel, 1984-95
- 164 Don Shinnick, 1957-68
- 164 Ordell Braase, 1957-68

MOST CONSECUTIVE GAMES PLAYED

- 155 Jerry Logan, 1957-72
- 139 Jim Parker, 1957-G2-1967
- 138 Alex Sandusky, 1957-68

SCORING

MOST POINTS (CAREER)

- 783 Dean Biasucci, 1984, 86-94
- 678 Lenny Moore, 1956-67
- 586 Lou Michaels, 1964-69
- 408 Raymond Berry, 1955-67
- 394 Toni Linhart, 1974-79
- 348 Don McCauley, 1971-81
- 342 Tom Matte, 1961-72
- 312 Steve Myhra, 1957-61
- 300 Jimmy Orr, 1961-70
- 264 Alan Ameche, 1955-60

MOST POINTS (SEASON)

- 120 Lenny Moore, 1964
- 114 Dean Biasucci, 1988
- 112 Raul Allegre, 1983
- 109 Toni Linhart, 1976
- 106 Lou Michaels, 1967
- 104 Jim Martin, 1963
- 104 Lou Michaels, 1964
- 102 Lou Michaels, 1968
- 101 Lou Michaels, 1965
- 98 Lou Michaels, 1966

MOST POINTS (ROOKIE)

- 112 Raul Allegre, 1983
- 93 Jim O'Brien, 1970
- 78 Curtis Dickey, 1980
- 72 Marshall Faulk, 1994
- 70 George Hunt, 1973
- 54 Alan Ameche, 1955
- 54 Lenny Moore, 1956
- 54 Rodney Culver, 1992

MOST POINTS (GAME)

- 24 Lenny Moore vs. Chi, Oct. 4, 1958
- 24 Lenny Moore vs. LA Rams, Oct. 16, 1960
- 24 Lenny Moore vs. Min, Oct. 1, 1961
- 24 Lydeil Mitchell vs. Buf, Oct. 12, 1975
- 24 Eric Dickerson vs. Den, Oct. 31, 1988
- 18 (17 times) Last: Marshall Faulk vs. StL Rams, Oct. 1, 1995

MOST POINTS (ROOKIE-GAME)

- 18 Billy Vessels vs. LA Rams, Nov. 25, 1956
- 18 Marshall Faulk vs. Hou, Sept. 4, 1994
- 16 Raul Allegre at Phil, Oct. 30, 1983
- 13 Raul Allegre at Den, Dec. 11, 1983

MOST POINTS (ROOKIE-GAME) (Continued)

- 12 (16 times) Last: Marshall Faulk vs. NYJ Oct. 30, 1994

MOST CONSECUTIVE GAMES SCORING

- 58 Lou Michaels, G13-1965/G14-1969
- 55 Steve Myhra, G8-1957/G14-1961
- 55 Dean Biasucci, G11-1987/G2-1991
- 44 Toni Linhart, G13-1974/G14-1977
- 28 Jim O'Brien, G1-1970/G14-1971
- 27 Raul Allegre, G6-1984/G16-1985
- 26 Dean Biasucci, G2-5-1984, G1-1986/G9-1987
- 21 Steve Mike-Mayer, G12-1979/G16-1980
- 18 Lenny Moore, G7-9-1963, G1-1964/G1-1965
- 17 Dean Biasucci, G10-1992/G10-1993

MOST CONSECUTIVE GAMES SCORING (ROOKIE)

- 14 Jim O'Brien, G1-14, 1970
- 11 Raul Allegre, G1-11, 1983
- 10 Buck McPhail, G1-10, 1953
- 7 Curtis Dickey, G7-13, 1980
- 5 Alan Ameche, G1-5, 1955
- 5 Steve Myhra, G8-12, 1957

MOST SEASONS LEADING TEAM

- 9 Dean Biasucci, 1986-94
- 5 Lenny Moore, 1956-58, 60, 64
- 4 Lou Michaels, 1965-68
- 4 Toni Linhart, 1974, 76-78
- 3 Jim O'Brien, 1970-72
- 3 Raul Allegre, 1983-85

MOST CONSECUTIVE SEASONS LEADING TEAM

- 9 Dean Biasucci, 1986-94
- 4 Lou Michaels, 1965-68
- 3 Lenny Moore, 1956-58
- 3 Jim O'Brien, 1970-72
- 3 Toni Linhart, 1976-78
- 3 Raul Allegre, 1983-85

MOST KICK-SCORING POINTS (SEASON)

- 114 Dean Biasucci, 1988
- 112 Raul Allegre, 1983
- 109 Toni Linhart, 1976
- 106 Lou Michaels, 1967
- 104 Jim Martin, 1963
- 104 Lou Michaels, 1964

COLTS INDIVIDUAL RECORDS

MOST NON KICK-SCORING POINTS (SEASON)

- 120 Lenny Moore, 1964
- 90 Lenny Moore, 1961
- 90 Lydell Mitchell, 1975
- 90 Eric Dickerson, 1988
- 84 Lenny Moore, 1958
- 84 Raymond Berry, 1959
- 84 Marshall Faulk, 1995
- 78 Lenny Moore, 1960
- 78 Tom Matte, 1969

MOST SEASONS 100+ POINTS

- 4 Lou Michaels
- 1 Allegre/Biasucci/Linhart/Martin/Moore

MOST CONSECUTIVE SEASONS 100+ POINTS

- 2 Lou Michaels, 1964-65, 67-68

TOUCHDOWNS

MOST (CAREER)

- 113 Lenny Moore, 1956-67
- 68 Raymond Berry, 1955-67
- 58 Don McCauley, 1971-81
- 57 Tom Matte, 1961-72
- 50 Jimmy Orr, 1961-70
- 44 Alan Ameche, 1955-60
- 41 Lydell Mitchell, 1972-77
- 40 Jim Mutscheller, 1954-61
- 38 John Mackey, 1963-71
- 35 Eric Dickerson, 1987-91

MOST (SEASON)

- 20 Lenny Moore, 1964
- 15 Lenny Moore, 1961
- 15 Lydell Mitchell, 1975
- 15 Eric Dickerson, 1988
- 14 Lenny Moore, 1958
- 14 Raymond Berry, 1959
- 14 Marshall Faulk, 1995
- 13 Lenny Moore, 1960
- 13 Tom Matte, 1969
- 13 Curtis Dickey, 1980
- 12 Tom Matte, 1967
- 12 Marshall Faulk, 1994

MOST (ROOKIE)

- 13 Curtis Dickey, 1980
- 12 Marshall Faulk, 1994
- 9 Alan Ameche, 1955
- 9 Lenny Moore, 1956
- 9 Rodney Culver, 1992

MOST (GAME)

- 4 Lenny Moore vs. Chi, Oct. 4, 1958
- 4 Lenny Moore vs. LA Rams, Oct. 16, 1960
- 4 Lenny Moore vs. Min, Oct. 1, 1961
- 4 Lydell Mitchell vs. Buf, Oct. 12, 1975
- 4 Eric Dickerson vs. Den, Oct. 31, 1988
- 3 (17 times) Last: Marshall Faulk vs. STL Rams, Oct. 1, 1995

MOST (ROOKIE-GAME)

- 3 Billy Vessels vs. LA Rams, Nov. 25, 1956
- 3 Marshall Faulk vs. Hou, Sept. 4, 1994
- 2 (16 times) Last: Marshall Faulk vs. NYJ, Oct. 30, 1994

MOST CONSECUTIVE GAMES SCORING TD

- 18 Lenny Moore, G7-9-1963, G1-1964/G1-1965
- 11 Lydell Mitchell, G6-1975/G2-1976
- 7 Raymond Berry, G8-1959/G2-1960
- 7 Curtis Dickey, G7-13, 1980
- 6 Lenny Moore, G9-1957/G2-1958
- 6 Lenny Moore, G6-11, 1961
- 6 Tom Matte G2-7, 1969
- 5 (6 times) Last: Don McCauley, G1-5-1977

MOST CONSECUTIVE GAMES SCORING TD (ROOKIE)

- 7 Curtis Dickey, G7-13, 1980
- 5 Alan Ameche, G1-5, 1955
- 4 Lenny Moore, G3-6-1956
- 4 Marshall Faulk, G8-11-1994
- 3 Rodney Culver, G10-12-1992
- 2 (11 times) Last: Marshall Faulk, G10-11, 1994

MOST SEASONS LEADING TEAM

- 6 Lenny Moore, 1956-58, 60-61, 64
- 3 Tom Matte, 1967-69
- 3 Curtis Dickey, 1980-81, 83
- 2 (9 times) Last: Marshall Faulk, 1994-95

MOST CONSECUTIVE SEASONS LEADING TEAM

- 3 Lenny Moore, 1956-58
- 3 Tom Matte, 1967-69
- 2 (7 times) Last: Marshall Faulk, 1994-95

MOST 10+ TD SEASONS

- 5 Lenny Moore, 1957-58, 60-61, 64
- 3 Tom Matte, 1967-69
- 2 Raymond Berry, 1959-60
- 2 Jimmy Orr, 1962, 65
- 2 Don McCauley, 1975-76
- 2 Curtis Dickey, 1980-81
- 2 Marshall Faulk, 1994-95
- 1 Bulaich/Carr/Dickey/Mitchell

MOST CONSECUTIVE 10+ TD SEASONS

- 3 Tom Matte, 1967-69
- 2 Lenny Moore, 1957-58, 60-61
- 2 Raymond Berry, 1959-60
- 2 Don McCauley, 1975-76
- 2 Curtis Dickey, 1980-81
- 2 Marshall Faulk, 1994-95

POINTS AFTER TOUCHDOWN

MOST ATTS (CAREER)

- 270 Lou Michaels, 1964-69
- 261 Dean Biasucci, 1984, 86-94
- 195 Toni Linhart, 1974-79
- 189 Steve Myhra, 1957-61
- 98 Jim O'Brien, 1970-72
- 77 Raul Allegre, 1983-85
- 75 Steve Mike-Mayer, 1979-80
- 63 Bert Rechichar, 1953-59
- 39 Mike Wood, 1981-82
- 35 Jim Martin, 1963

MOST ATTS (SEASON)

- 54 Lou Michaels, 1964
- 52 Toni Linhart, 1975
- 51 Steve Myhra, 1958
- 51 Steve Myhra, 1959
- 51 Toni Linhart, 1976
- 50 Lou Michaels, 1968
- 48 Lou Michaels, 1965
- 48 Lou Michaels, 1967

MOST ATTS (SEASON) (Continued)

- 46 Steve Mike-Mayer, 1980
- 40 Dean Biasucci, 1988

MOST ATTS (ROOKIE)

- 38 Jim O'Brien, 1970
- 26 Tom Feamster, 1956
- 24 George Hunt, 1973
- 24 Raul Allegre, 1983
- 23 Buck McPhail, 1953

MOST (CAREER)

- 263 Lou Michaels, 1964-69
- 255 Dean Biasucci, 1984, 86-94
- 184 Toni Linhart, 1974-79
- 180 Steve Myhra, 1957-61
- 95 Jim O'Brien, 1970-72
- 72 Raul Allegre, 1983-85
- 71 Steve Mike-Mayer, 1979-80
- 56 Bert Rechichar, 1953-59
- 35 Mike Wood, 1981-82
- 32 Jim Martin, 1963

COLTS INDIVIDUAL RECORDS

MOST (SEASON)

- 53 Lou Michaels, 1964
- 51 Toni Linhart, 1975
- 50 Steve Myhra, 1959
- 49 Toni Linhart, 1976
- 48 Steve Myhra, 1958
- 48 Lou Michaels, 1965
- 48 Lou Michaels, 1968
- 46 Lou Michaels, 1967
- 43 Steve Mike-Mayer, 1980
- 39 Dean Biasucci, 1988

MOST (ROOKIE)

- 36 Jim O'Brien, 1970
- 24 Tom Feamster, 1956
- 22 George Hunt, 1973
- 22 Raul Allegre, 1983
- 21 Buck McPhail, 1953

MOST (GAME)

- 8 Tom Feamster vs. LA Rams, Nov. 5, 1956
- 8 Steve Myhra vs. G.B., Nov. 2, 1958
- 7 Steve Myhra vs. Chi, Oct. 4, 1958
- 7 Lou Michaels vs. Chi, Sept. 27, 1964
- 7 Lou Michaels at Atl, Nov. 12, 1967
- 7 Toni Linhart vs. NYJ, Nov. 16, 1975
- 7 Toni Linhart vs. Buf, Dec. 12, 1976
- 7 Raul Allegre vs. Buf, Oct. 6, 1985
- 7 Dean Biasucci, vs. Den, Oct. 31, 1988

MOST (ROOKIE-GAME)

- 8 Tom Feamster vs. LA Rams, Nov. 5, 1956

MOST CONSECUTIVE PATS

- 103 Lou Michaels, 1964-66
- 77 Dean Biasucci, 1986-88
- 62 Jim O'Brien, 1971-72

MOST CONSECUTIVE PATS (Continued)

- 56 Toni Linhart, 1975-76
- 50 Dean Biasucci, 1990-93
- 41 Steve Myhra, 1959-60
- 40 Steve Myhra, 1958-59
- 33 Dean Biasucci, 1989-90
- 31 Lou Michaels, 1964
- 30 Lou Michaels, 1968-69
- 30 Toni Linhart, 1974-75

HIGHEST PERCENTAGE (CAREER-50 MIN.)

- 97.7 Dean Biasucci, 1984, 86-94
- 97.4 Lou Michaels, 1964-69
- 97.0 Jim O'Brien, 1970-72
- 95.2 Steve Myhra, 1957-61
- 94.7 Steve Mike-Mayer, 1979-80
- 94.4 Toni Linhart, 1974-79
- 93.5 Raul Allegre, 1983-85
- 88.9 Bert Rechichar, 1953-59

HIGHEST PERCENTAGE (SEASON-20 ATT.)

- 100.0 Lou Michaels, 1965
- 100.0 Jim O'Brien, 1972
- 100.0 Toni Linhart, 1974
- 100.0 Dean Biasucci, 1987
- 100.0 Dean Biasucci, 1992
- 100.0 Dean Biasucci, 1994
- 100.0 Cary Blanchard, 1995
- 98.2 Lou Michaels, 1964
- 98.1 Toni Linhart, 1975
- 98.0 Steve Myhra, 1959
- 97.5 Dean Biasucci, 1988

HIGHEST PERCENTAGE (ROOKIE-SEASON-20 ATT.)

- 94.7 Jim O'Brien, 1970
- 92.3 Tom Feamster, 1956
- 91.7 George Hunt, 1973
- 91.7 Raul Allegre, 1983
- 91.3 Buck McPhail, 1953

FIELD GOALS

MOST ATTEMPTS (CAREER)

- 250 Dean Biasucci, 1984, 86-94
- 198 Lou Michaels, 1964-69
- 116 Toni Linhart, 1974-79
- 94 Jim O'Brien, 1970-72
- 91 Steve Myhra, 1957-61
- 79 Bert Rechichar, 1953-59
- 79 Raul Allegre, 1983-85
- 43 Steve Mike-Mayer, 1979-80
- 28 George Hunt, 1973
- 28 Mike Wood, 1981-82

MOST ATTEMPTS (SEASON)

- 39 Steve Myhra, 1961
- 39 Jim Martin, 1963
- 39 Lou Michaels, 1966
- 37 Lou Michaels, 1967
- 35 Lou Michaels, 1964
- 35 Raul Allegre, 1983
- 34 Jim O'Brien, 1970
- 32 Dean Biasucci, 1988
- 31 Lou Michaels, 1969
- 31 Jim O'Brien, 1972
- 31 Dean Biasucci, 1993

MOST ATTEMPTS (ROOKIE)

- 35 Raul Allegre, 1983
- 34 Jim O'Brien, 1970
- 28 George Hunt, 1973

MOST ATTEMPTS (GAME)

- 6 Toni Linhart vs. NYJ, Nov. 28, 1976
- 6 Raul Allegre at Phil, Oct. 30, 1983
- 6 Dean Biasucci vs. Mia, Sept. 25, 1988
- 5 Jim Martin at Det, Oct. 20, 1963
- 5 Lou Michaels vs. S.F., Sept. 25, 1966
- 5 Jim O'Brien vs. Phil, Dec. 6, 1970
- 5 Jim O'Brien vs. StL, Sept. 17, 1972
- 5 Jim O'Brien at NYJ, Oct. 22, 1972
- 5 Raul Allegre at Den, Nov. 11, 1983
- 5 Raul Allegre at NYJ, Nov. 11, 1984
- 5 Raul Allegre vs. G.B., Oct. 27, 1985
- 5 Dean Biasucci at NYJ, Nov. 1, 1987

MOST ATTEMPTS GAME (Continued)

- 5 Dean Biasucci vs. NYJ, Oct. 11, 1992
- 5 Dean Biasucci vs. Buf, Nov. 29, 1992

MOST ATTEMPTS (ROOKIE-GAME)

- 6 Raul Allegre at Phil, Oct. 30, 1983
- 5 Jim O'Brien vs. Phil, Dec. 6, 1970
- 5 Raul Allegre at Den, Nov. 11, 1983
- 4 Jim O'Brien at S.D., Sept. 20, 1970
- 4 Jim O'Brien at NYJ, Oct. 18, 1970
- 4 George Hunt vs. Hou, Nov. 4, 1973
- 4 George Hunt vs. Buf, Nov. 25, 1973
- 4 Raul Allegre vs. Chi, Sept. 25, 1983

MOST (CAREER)

- 176 Dean Biasucci, 1984, 86-94
- 107 Lou Michaels, 1964-69
- 70 Toni Linhart, 1974-79
- 57 Raul Allegre, 1983-85
- 52 Jim O'Brien, 1970-72
- 44 Steve Myhra, 1957-61
- 28 Bert Rechichar, 1953-59
- 24 Jim Martin, 1963
- 23 Steve Mike-Mayer, 1979-80

MOST (SEASON-16 MIN.)

- 30 Raul Allegre, 1983
- 26 Dean Biasucci, 1993
- 25 Dean Biasucci, 1988
- 24 Jim Martin, 1963
- 24 Dean Biasucci, 1987
- 21 Steve Myhra, 1961
- 21 Lou Michaels, 1966
- 21 Dean Biasucci, 1989
- 20 Lou Michaels, 1967
- 20 Jim O'Brien, 1971
- 20 Toni Linhart, 1976

MOST (ROOKIE)

- 30 Raul Allegre, 1983
- 19 Jim O'Brien, 1970
- 16 George Hunt, 1973

COLTS INDIVIDUAL RECORDS

MOST (GAME)

- 5 Lou Michaels vs. S.F., Sept. 25, 1966
- 5 Raul Allegre at Phil, Oct. 30, 1983
- 5 Dean Biasucci vs. Mia, Sept. 25, 1988
- 4 Jim Martin at Det, Oct. 20, 1963
- 4 Lou Michaels vs. StL, Oct. 12, 1964
- 4 Lou Michaels at Chi, Nov. 8, 1964
- 4 Lou Michaels at Atl, Nov. 13, 1966
- 4 Lou Michaels at S.F., Nov. 26, 1967
- 4 Toni Linhart vs. NYJ, Nov. 28, 1976
- 4 Raul Allegre at Den, Dec. 11, 1983
- 4 Dean Biasucci at NYJ, Nov. 1, 1987
- 4 Dean Biasucci at Mia, Nov. 15, 1987
- 4 Cary Blanchard vs. S.F., Oct. 15, 1995

MOST (ROOKIE-GAME)

- 5 Raul Allegre at Phil, Oct. 30, 1983
- 4 Raul Allegre at Den, Dec. 11, 1983
- 3 Jim O'Brien at S.D., Sept. 20, 1970
- 3 Jim O'Brien at NYJ, Oct. 18, 1970
- 3 Jim O'Brien vs. Phil, Dec. 6, 1970
- 3 George Hunt at N.E., Oct. 7, 1973
- 3 George Hunt at Det, Oct. 21, 1973
- 3 Raul Allegre at N.E., Sept. 4, 1983
- 3 Raul Allegre at Buf, Sept. 18, 1983
- 3 Raul Allegre vs. Chi, Sept. 25, 1983

HIGHEST PERCENTAGE (CAREER-30 MIN.)

- 72.2 Raul Allegre, 1983-85
- 70.4 Dean Biasucci, 1984, 86-94
- 61.5 Jim Martin, 1963
- 60.5 Toni Linhart, 1974-79
- 55.3 Jim O'Brien, 1970-72
- 54.0 Lou Michaels, 1964-69
- 53.5 Steve Mike-Mayer, 1979-80
- 48.4 Steve Myhra, 1957-61
- 35.4 Bert Rechichar, 1953

HIGHEST PERCENTAGE (SEASON-20 MIN.)

- 88.9 Dean Biasucci, 1987
- 85.7 Raul Allegre, 1983
- 83.9 Dean Biasucci, 1993
- 79.2 Cary Blanchard, 1995
- 78.1 Dean Biasucci, 1988
- 77.8 Dean Biasucci, 1989
- 74.1 Toni Linhart, 1976
- 70.8 Dean Biasucci, 1990
- 69.0 Jim O'Brien, 1971
- 66.7 Dean Biasucci, 1994
- 65.4 Toni Linhart, 1977

HIGHEST PERCENTAGE (ROOKIE-20 MIN.)

- 85.7 Raul Allegre, 1983
- 57.1 George Hunt, 1973
- 55.9 Jim O'Brien, 1970

HIGHEST PERCENTAGE (GAME-5 MIN.)

- 100.0 Lou Michaels vs. S.F., Sept. 25, 1966

MOST CONSECUTIVE SUCCESSFUL FGs

- 11 Jim O'Brien, G1-5, 1971
- 10 Lou Michaels, G11-13, 1967
- 10 Dean Biasucci, G11-15, 1987
- 9 George Hunt, G4-8, 1973
- Raul Allegre, G1-4, 1983
- Dean Biasucci, G15-16, 1986/G1-7, 1987
- Cary Blanchard, G5-9, 1995

LONGEST FIELD GOAL

- 58 Dan Miller at S.D., Dec. 26, 1982
- 56 Bert Rechichar vs. Chi, Sept. 27, 1953
- 55 Raul Allegre at Den, Dec. 11, 1983
- 55 Dean Biasucci at Den, Oct. 15, 1989
- 55 Dean Biasucci at Mia, Dec. 30, 1990
- 54 Raul Allegre vs. S.D., Nov. 4, 1984
- 54 Dean Biasucci at N.E., Nov. 11, 1990
- 54 Dean Biasucci at Sea, Sept. 29, 1991
- 53 Lou Michaels vs. Dal, Dec. 3, 1967
- 53 Raul Allegre at Cin, Oct. 2, 1983
- 53 Dean Biasucci vs. Chi, Sept. 11, 1988
- 53 Dean Biasucci at Cin, Sept. 12, 1993

LONGEST FIELD GOAL (ROOKIE)

- 58 Dan Miller at S.D., Dec. 26, 1982
- 55 Raul Allegre at Den, Dec. 11, 1983
- 53 Raul Allegre at Cin, Oct. 2, 1983
- 50 Dean Biasucci vs. StL, Sept. 16, 1984
- 48 Jim O'Brien vs. Bos, Oct. 25, 1970

MOST 50+ FIELD GOALS (CAREER)

- 18 Dean Biasucci, 1984, 86-94
- 7 Raul Allegre, 1983-85
- 4 Bert Rechichar, 1953-59
- 3 Lou Michaels, 1964-69
- 2 Dan Miller, 1982
- 1 Blanchard/Martin/Myhra/O'Brien

MOST 50+ FIELD GOALS (SEASON)

- 6 Dean Biasucci 1988
- 4 Raul Allegre, 1983
- 3 Raul Allegre, 1984
- 2 (seven times) Leader: Dean Biasucci (3)

MOST 50+ FIELD GOALS (GAME)

- 2 Dean Biasucci vs. Mia, Sept. 25, 1988

MOST SEASONS 50+ FIELD GOALS

- 10 Dean Biasucci, 1984, 86-94
- 2 Bert Rechichar, 1953, 55
- 2 Lou Michaels, 1965, 67
- 2 Raul Allegre, 1983, 84

MOST CONSC. SEASONS 50+ FIELD GOALS

- 10 Dean Biasucci, 1984, 86-94
- 2 Raul Allegre, 1983-84

RUSHING

MOST ATTEMPTS (CAREER)

- 1391 Lydell Mitchell, 1972-77
- 1258 Eric Dickerson, 1987-91
- 1202 Tom Matte, 1961-72
- 1069 Lenny Moore, 1956-67
- 990 Randy McMillan, 1981-86
- 964 Alan Ameche, 1955-60
- 800 Curtis Dickey, 1980-85
- 770 Don McCauley, 1971-81
- 706 Jerry Hill, 1961, 63-70
- 626 Joe Washington, 1978-80

MOST ATTEMPTS (SEASON)

- 388 Eric Dickerson, 1988
- 314 Eric Dickerson, 1989
- 314 Marshall Faulk, 1994
- 301 Lydell Mitchell, 1977
- 289 Lydell Mitchell, 1975
- 289 Lydell Mitchell, 1976
- 289 Marshall Faulk, 1995
- 254 Curtis Dickey, 1983
- 253 Lydell Mitchell, 1973

MOST ATTEMPTS (SEASON) (Continued)

- 242 Joe Washington, 1979
- 240 Joe Washington, 1978

MOST ATTEMPTS (ROOKIE)

- 314 Marshall Faulk, 1994
- 213 Alan Ameche, 1955
- 179 Roosevelt Potts, 1993
- 176 Curtis Dickey, 1980
- 149 Randy McMillan, 1981

MOST ATTEMPTS (GAME)

- 40 Lydell Mitchell at NYJ, Oct. 20, 1974
- 36 Eric Dickerson vs. Buf, Dec. 18, 1988
- 35 Lydell Mitchell vs. Mia, Dec. 9, 1973
- 35 Eric Dickerson vs. S.D., Nov. 8, 1987
- 34 Lydell Mitchell vs. N.E., Dec. 16, 1973
- 34 Lydell Mitchell vs. N.E., Dec. 21, 1975
- 33 Lydell Mitchell at Atl, Nov. 17, 1974
- 33 Lydell Mitchell vs. Mia, Oct. 10, 1976
- 33 Eric Dickerson vs. T.B., Dec. 27, 1987
- 32 Lydell Mitchell at Sea, Sept. 18, 1977

COLTS INDIVIDUAL RECORDS

MOST ATTEMPTS (ROOKIE-GAME)

- 28 Rodney Culver at N.E., Dec. 6, 1992
- 27 Marshall Faulk at Sea, Dec. 4, 1994
- 26 Marshall Faulk vs. Sea, Oct. 2, 1994
- 26 Marshall Faulk at Buf, Oct. 16, 1994
- 23 Roosevelt Potts vs. N.E., Oct. 31, 1993
- 23 Marshall Faulk vs. Hou, Sept. 4, 1994

MOST SEASONS LEADING TEAM

- 5 Alan Ameche, 1955-59
- 5 Tom Matte, 1963, 67-69, 71
- 5 Lydell Mitchell, 1973-77
- 5 Eric Dickerson, 1987-91
- 4 Randy McMillan, 1982, 84-86
- 3 Lenny Moore, 1960, 62, 64
- 3 Curtis Dickey, 1980-81, 83

MOST CONSC. SEASONS LEADING TEAM

- 5 Alan Ameche, 1955-59
- 5 Lydell Mitchell, 1973-77
- 5 Eric Dickerson, 1987-91
- 3 Tom Matte, 1967-69
- 3 Randy McMillan, 1984-86
- 2 Curtis Dickey, 1980-81
- 2 Marshall Faulk, 1995

MOST SEASONS 100+ ATTEMPTS

- 6 Randy McMillan, 1981-86
- 5 Alan Ameche, 1955-59
- 5 Tom Matte, 1963, 67-69, 71
- 5 Lydell Mitchell, 1973-77
- 5 Eric Dickerson, 1987-91
- 4 Curtis Dickey, 1980-81, 83-84

CONSC. SEASONS 100+ ATTEMPTS

- 6 Randy McMillan, 1981-86
- 5 Alan Ameche, 1955-59
- 5 Lydell Mitchell, 1973-77
- 5 Eric Dickerson, 1987-91
- 3 Tom Matte, 1967-69
- 3 Joe Washington, 1978-80

MOST GAMES WITH ATTEMPTS (CAREER)

- 164 John Unitas, 1956-72
- 134 Lenny Moore, 1956-67
- 127 Tom Matte, 1961-72
- 126 Don McCauley, 1971-81
- 89 Jerry Hill, 1961, 63-70

MOST YARDS (CAREER)

- 5487 Lydell Mitchell, 1972-77
- 5194 Eric Dickerson, 1987-91
- 5174 Lenny Moore, 1956-67
- 4646 Tom Matte, 1961-72
- 4045 Alan Ameche, 1955-60
- 3876 Randy McMillan, 1981-86
- 3490 Curtis Dickey, 1980-85
- 2666 Jerry Hill, 1961, 63-70
- 2627 Don McCauley, 1971-81
- 2360 Marshall Faulk, 1994-95

MOST YARDS (SEASON)

- 1659 Eric Dickerson, 1988
- 1311 Eric Dickerson, 1989
- 1282 Marshall Faulk, 1994
- 1200 Lydell Mitchell, 1976
- 1193 Lydell Mitchell, 1975
- 1159 Lydell Mitchell, 1977
- 1122 Curtis Dickey, 1983
- 1078 Marshall Faulk, 1995
- 1011 Eric Dickerson, 1987
- 963 Lydell Mitchell, 1973

MOST YARDS (ROOKIE)

- 1282 Marshall Faulk, 1994
- 961 Alan Ameche, 1955
- 800 Curtis Dickey, 1980
- 711 Roosevelt Potts, 1993
- 649 Lenny Moore, 1956

MOST YARDS (GAME)

- 198 Norm Bulaich, vs. NYJ, Sept. 19, 1971
- 196 Eric Dickerson vs. T.B., Dec. 27, 1987
- 194 Alan Ameche vs. Chi, Sept. 25, 1955
- 185 Lenny Moore vs. G.B., Oct. 28, 1956
- 178 Lydell Mitchell vs. K.C., Nov. 30, 1975
- 177 Marshall Faulk vs. St.L. Rams, Oct. 1, 1995
- 170 George Wonsley vs. Det, Sept. 22, 1985

MOST YARDS (GAME) (Continued)

- 169 Eric Dickerson at S.D., Oct. 23, 1988
- 169 Eric Dickerson at Mia, Dec. 4, 1988
- 166 Eric Dickerson vs. Buf, Dec. 18, 1988

MOST YARDS (ROOKIE-GAME)

- 194 Alan Ameche vs. Chi, Sept. 25, 1955
- 185 Lenny Moore vs. G.B., Oct. 28, 1956
- 153 Alan Ameche vs. Det, Oct. 1, 1955
- 146 Randy McMillan at N.E., Sept. 6, 1981
- 143 Marshall Faulk vs. Hou, Sept. 4, 1994

MOST SEASONS LEADING TEAM

- 5 Alan Ameche, 1955-59
- 5 Lydell Mitchell, 1973-77
- 5 Eric Dickerson, 1987-91
- 4 Tom Matte, 1963, 67-69
- 4 Randy McMillan, 1982, 84-86
- 3 Lenny Moore, 1960, 62, 64
- 3 Curtis Dickey, 1980-81, 83
- 2 Norm Bulaich, 1970-71
- 2 Joe Washington, 1978-79
- 2 Marshall Faulk, 1994-95

MOST CONSC. SEASONS LEADING TEAM

- 5 Alan Ameche, 1955-59
- 5 Lydell Mitchell, 1973-77
- 5 Eric Dickerson, 1987-91
- 3 Tom Matte, 1967-69
- 3 Randy McMillan 1984-86
- 2 Bulaich/Dickey/Faulk/Washington

MOST 100+ GAMES (CAREER)

- 24 Eric Dickerson, 1987-91
- 16 Lydell Mitchell, 1972-77
- 7 Alan Ameche, 1955-60
- 6 Lenny Moore, 1956-67
- 6 Curtis Dickey, 1980-85
- 6 Randy McMillan, 1981-86
- 5 Marshall Faulk, 1994-95
- 4 Tom Matte, 1961-72

MOST 100+ GAMES (SEASON)

- 8 Eric Dickerson, 1988
- 6 Eric Dickerson, 1987
- 6 Eric Dickerson, 1989
- 5 Lydell Mitchell, 1975
- 4 Marshall Faulk, 1994
- 3 (7 times) Leader: Lydell Mitchell (3)

MOST 100+ GAMES (ROOKIE)

- 4 Marshall Faulk, 1994
- 3 Alan Ameche, 1955
- 2 Lenny Moore, 1956
- 2 Roosevelt Potts, 1993
- 1 Bulaich/Dickey/Lorick/McMillan

MOST CONSC. 100+ GAMES

- 4 Eric Dickerson, G8-11, 1987
- 3 Lydell Mitchell, G10-12, 1975
- 3 Eric Dickerson, G14-15-1987/G1-1988
- 3 Eric Dickerson, G3-5, 1988
- 3 Eric Dickerson, G16-1988/G2-1989

MOST YARDS TWO RUSHERS (SEASON)

- 1924 Dickey (1122)/McMillan (802), 1983
- 1889 Dickerson (1659)/Bentley (230), 1988
- 1645 Mitchell (1200)/Leaks (445), 1976
- 1642 Dickerson (1011)/Bentley (631), 1987
- 1618 Faulk (1282)/Potts (336), 1994

MOST TOUCHDOWNS (CAREER)

- 63 Lenny Moore, 1956-67
- 45 Tom Matte, 1961-72
- 40 Alan Ameche, 1955-60
- 40 Don McCauley, 1971-81
- 32 Eric Dickerson, 1987-91
- 27 Lydell Mitchell, 1972-77
- 26 Curtis Dickey, 1980-85
- 24 Randy McMillan, 1981-86
- 22 Jerry Hill, 1961, 63-70
- 22 Marshall Faulk, 1994-95

MOST TOUCHDOWNS (SEASON)

- 16 Lenny Moore, 1964
- 14 Eric Dickerson, 1988
- 11 Tom Matte, 1969
- 11 Lydell Mitchell, 1975
- 11 Curtis Dickey, 1980

COLTS INDIVIDUAL RECORDS

MOST TOUCHDOWNS (SEASON) (Continued)

- 11 Marshall Faulk, 1994
- 11 Marshall Faulk, 1995
- 10 Don McCauley, 1975

MOST TOUCHDOWNS (ROOKIE)

- 11 Curtis Dickey, 1980
- 11 Marshall Faulk, 1994
- 9 Alan Ameche, 1955
- 8 Lenny Moore, 1956
- 7 Rodney Culver, 1992

MOST TOUCHDOWNS (GAME)

- 4 Eric Dickerson vs. Den, Oct. 31, 1988
- 3 Alan Ameche at GBM, Oct. 13, 1957
- 3 Lenny Moore vs. LA Rams, Oct. 16, 1960
- 3 Tom Matte vs. Wash, Nov. 2, 1969
- 3 Don McCauley at Mia, Nov. 23, 1975
- 3 Randy McMillan vs. N.E., Dec. 1, 1985
- 3 Marshall Faulk vs. Hou, Sept. 4, 1994
- 3 Marshall Faulk vs. St.L Rams, Oct. 1, 1995

MOST TOUCHDOWNS (ROOKIE-GAME)

- 3 Marshall Faulk vs. Hou, Sept. 4, 1994
- 2 (12 times) Last: Marshall Faulk vs. NYJ, Oct. 30, 1994

MOST GAMES WITH TOUCHDOWNS (CAREER)

- 54 Lenny Moore, 1956-67
- 37 Tom Matte, 1961-72
- 32 Don McCauley, 1971-81
- 31 Alan Ameche, 1955-60
- 24 Lydell Mitchell, 1972-77
- 22 Curtis Dickey, 1980-85
- 22 Eric Dickerson, 1987-91
- 21 Jerry Hill, 1961, 63-70
- 18 Randy McMillan, 1981-86
- 18 Albert Bentley, 1985-91

MOST GAMES WITH TOUCHDOWNS (SEASON)

- 12 Lenny Moore, 1964
- 10 Marshall Faulk 1995
- 9 Lydell Mitchell, 1975
- 9 Eric Dickerson, 1988
- 8 Alan Ameche, 1955
- 8 Tom Matte, 1968
- 8 Tom Matte, 1969
- 8 Curtis Dickey, 1980
- 7 (6 times) Last: Marshall Faulk, 1994

MOST GAMES WITH TOUCHDOWNS (ROOKIE)

- 8 Alan Ameche, 1955
- 8 Curtis Dickey, 1980
- 7 Rodney Culver, 1992
- 7 Marshall Faulk, 1994
- 6 Lenny Moore, 1956

MOST CONSC. GAMES RUSHING TDS

- 11 Lenny Moore, G8-9-1963/G9-1964
- 9 Lydell Mitchell, G8-14-1975/G1-1976
- 7 Curtis Dickey, G9-15, 1980
- 6 Tom Matte, G2-7, 1969
- 5 Alan Ameche, G1-5, 1955
- 4 Lenny Moore, G3-6, 1956
- 4 Jerry Hill, G13-14-1964/G1-2-1965
- 4 Don McCauley, G3-6, 1976
- 3 (7 times) Last: Marshall Faulk, G9-11, 1995

MOST CONSC. GAMES RUSHING TDS (ROOKIE)

- 7 Curtis Dickey, G9-15, 1980
- 5 Alan Ameche, G1-5, 1955
- 4 Lenny Moore, G3-6, 1956
- 3 (4 times) Last: Marshall Faulk, G9-11, 1994

MOST SEASONS LEADING TEAM (*tied for lead)

- 6 Lenny Moore, 1956*, 80-61, 64, 65*, 66*
- 5 Alan Ameche, 1955, 56*, 57-59
- 5 Randy McMillan, 1982*, 83-84, 86*

MOST SEASONS LEADING TEAM

- 4 Tom Matte, 1967-69, 71*
- 4 Don McCauley, 1973*, 76-78
- 4 Eric Dickerson, 1988-89, 90*, 91
- 3 Lydell Mitchell, 1973*, 74-75
- 3 Curtis Dickey, 1980-81, 82*

MOST CONSC. SEASONS LEADING TEAM (*tied)

- 5 Alan Ameche, 1955-59 (56*)
- 5 Randy McMillan, 1982-86 (82,86*)
- 4 Eric Dickerson, 1988-91 (90*)

HIGHEST AVERAGE (CAREER-300 ATT/4.0)

- 4.8 Lenny Moore, 1956-67
- 4.5 Albert Bentley, 1985-91
- 4.4 Curtis Dickey, 1980-85
- 4.2 Alan Ameche, 1955-60
- 4.1 Eric Dickerson, 1987-91
- 4.0 Tony Lorick, 1964-67
- 4.0 Norm Bulaich, 1970-72
- 3.9 Marshall Faulk, 1994-95

HIGHEST AVERAGE (SEASON-80 ATT)

- 7.5 Lenny Moore, 1956
- 7.3 Lenny Moore, 1958
- 7.0 Lenny Moore, 1961
- 5.2 George Wonsley, 1985
- 5.1 Tony Lorick, 1964
- 5.0 Lenny Moore, 1957
- 4.9 Norm Bulaich, 1971
- 4.8 Alan Ameche, 1956
- 4.8 Curtis Dickey, 1981
- 4.7 George Talianferro, 1953

HIGHEST AVERAGE (ROOKIE-80 ATT)

- 7.5 Lenny Moore, 1956
- 5.1 Tony Lorick, 1964
- 4.6 Curtis Dickey, 1980
- 4.5 Alan Ameche, 1955
- 4.1 Don Nottingham, 1971

HIGHEST AVERAGE (GAME-10 ATT) *ROOKIE

- 14.2 *Lenny Moore vs. G.B., Oct. 28, 1956
- 11.3 Lenny Moore at Det, Oct. 19, 1958
- 10.9 *Lenny Moore at Cle, Nov. 11, 1956
- 9.6 Curtis Dickey at Den, Sept. 20, 1981
- 9.3 *Ron Lee vs. Hou, Nov. 1, 1976
- 9.3 Marshall Faulk vs. St.L. Rams, Oct. 1, 1995
- 9.2 *Alan Ameche vs. Chi, Sept. 25, 1955
- 9.2 Tom Matte vs. LA Rams, Dec. 15, 1963
- 9.1 *Randy McMillan at N.E., Sept. 6, 1981
- 9.0 Tony Lorick at Chi, Nov. 8, 1964
- 9.0 Norm Bulaich vs. NYJ, Sept. 19, 1971

LONGEST RUSHES (*denotes ROOKIE)

- 801 Tom Matte vs. St.L, Oct. 12, 1964
- 791 *Alan Ameche vs. Chi, Sept. 25, 1955
- 791 *Lenny Moore vs. G.B., Oct. 28, 1956
- 731 Lenny Moore vs. S.F., Nov. 30, 1958
- 721 *Lenny Moore vs. G.B., Oct. 28, 1956
- 701 *Lenny Moore at Cle, Nov. 11, 1956
- 701 Albert Bentley at Raid, Dec. 21, 1986
- 691 *Ron Lee vs. Hou, Nov. 1, 1976
- 671 Norm Bulaich vs. NYJ, Sept. 19, 1971
- 671 Curtis Dickey vs. Dal, Dec. 6, 1981
- 67 *Owen Gill vs. Hou, Dec. 22, 1985

PASSING

MOST ATTEMPTS (CAREER)

- 5110 John Unitas, 1956-72
- 2464 Bert Jones, 1973-81
- 1536 Jack Trudeau, 1986-93
- 1532 Jeff George, 1990-93
- 1154 Mike Pagel, 1982-85
- 676 Earl Morrall, 1968-71
- 576 Marty Domres, 1972-75

MOST ATTEMPTS (CAREER) (Continued)

- 533 Greg Landry, 1979-81
- 516 Jim Harbaugh, 1994-95
- 443 Gary Hogeboom, 1986-88

MOST ATTEMPTS (SEASON)

- 485 Jeff George, 1991
- 457 Greg Landry, 1979
- 446 Bert Jones, 1980

COLTS INDIVIDUAL RECORDS

MOST ATTEMPTS (SEASON) *(Continued)*

- 436 John Unitas, 1967
- 426 Bert Jones, 1981
- 420 John Unitas, 1961
- 417 Jack Trudeau, 1986
- 410 John Unitas, 1963
- 407 Jeff George, 1993
- 393 Bert Jones, 1977
- 393 Mike Pagel, 1985

MOST ATTEMPTS (ROOKIE)

- 417 Jack Trudeau, 1986
- 334 Jeff George, 1990
- 237 George Shaw, 1955
- 233 Chris Chandler, 1988
- 221 Mike Pagel, 1982

MOST ATTEMPTS (GAME)

- 59 Jeff George at Was, Nov. 7, 1993
- 57 Jack Trudeau at NYJ, Nov. 16, 1986
- 53 Bert Jones vs. NYJ, Dec. 15, 1974
- 53 Jack Trudeau vs. NYJ, Sept. 28, 1986
- 49 Greg Landry at NYJ, Dec. 2, 1979
- 48 Jeff George vs. Buf, Jan. 2, 1994
- 46 Bert Jones at Den, Nov. 27, 1977
- 45 John Unitas vs. NYJ, Sept. 24, 1972
- 45 Bert Jones vs. St.L., Nov. 22, 1981

MOST ATTEMPTS (ROOKIE-GAME)

- 57 Jack Trudeau at NYJ, Nov. 16, 1986
- 53 Jack Trudeau vs. NYJ, Sept. 28, 1986
- 44 Jack Trudeau vs. N.O., Oct. 12, 1986
- 42 Jack Trudeau vs. Cle, Nov. 2, 1986
- 41 Jack Trudeau at Buf, Oct. 19, 1986

MOST SEASONS LEADING TEAM (ATT/COMP)

- 15 John Unitas, 1956-67, 69-71
- 6 Bert Jones, 1974-77, 80-81
- 4 Mike Pagel, 1982-85
- 4 Jeff George, 1990-93

MOST CONSC. SEASONS LEADING TEAM (ATT/COMP)

- 12 John Unitas, 1956-67
- 4 Bert Jones, 1974-77
- 4 Mike Pagel, 1982-85
- 4 Jeff George, 1990-93

MOST 40+ ATTEMPT GAMES

- 9 John Unitas
- 8 Bert Jones
- 8 Jack Trudeau
- 5 Jeff George
- 2 Greg Landry
- 1 Domres/Harbaugh/Hogeboom

MOST SEASONS 200+ ATTEMPTS

- 13 John Unitas, 1957-67, 69-70
- 6 Bert Jones, 1974-77, 80-81
- 4 Mike Pagel, 1982-85
- 4 Jeff George, 1990-93
- 3 Jack Trudeau, 1986-87, 89

CONSC. SEASONS 200+ ATTEMPTS

- 11 John Unitas, 1957-67
- 4 Bert Jones, 1974-77
- 4 Mike Pagel, 1982-85
- 4 Jeff George, 1990-93

MOST GAMES WITH ATTEMPTS (CAREER)

- 202 John Unitas, 1956-72
- 97 Bert Jones, 1973-81
- 61 Jack Trudeau, 1986-93
- 51 Mike Pagel, 1982-85
- 51 Jeff George, 1990-93

MOST COMPLETIONS (CAREER)

- 2796 John Unitas, 1956-72
- 1382 Bert Jones, 1973-81
- 874 Jeff George, 1990-93
- 812 Jack Trudeau, 1986-93
- 587 Mike Pagel, 1982-85
- 363 Earl Morrall, 1968-71
- 325 Jim Harbaugh, 1994-95
- 308 Greg Landry, 1979-81
- 293 Marty Domres, 1972-75
- 260 Gary Hogeboom, 1986-88

MOST COMPLETIONS (SEASON)

- 292 Jeff George, 1991
- 270 Greg Landry, 1979
- 255 John Unitas, 1967
- 248 Bert Jones, 1980
- 244 Bert Jones, 1981
- 237 John Unitas, 1963
- 234 Jeff George, 1993
- 229 John Unitas, 1961
- 224 Bert Jones, 1977
- 222 John Unitas, 1962

MOST COMPLETIONS (ROOKIE)

- 204 Jack Trudeau, 1986
- 181 Jeff George, 1990
- 129 Chris Chandler, 1988
- 119 George Shaw, 1955
- 111 Mike Pagel, 1982

MOST COMPLETIONS (GAME)

- 37 Jeff George at Was, Nov. 7, 1993
- 36 Bert Jones vs. NYJ, Dec. 15, 1974
- 30 Jeff George vs. Buf, Jan. 2, 1994
- 29 Greg Landry at NYJ, Dec. 2, 1979
- 29 Jeff George vs. Det, Sept. 22, 1991
- 27 Bert Jones at Den, Nov. 27, 1977
- 27 Bert Jones vs. Cle, Nov. 9, 1980
- 27 Jack Trudeau at NYJ, Nov. 16, 1986
- 27 Gary Hogeboom vs. Mia, Sept. 20, 1987
- 27 Jeff George vs. N.E., Sept. 1, 1991
- 27 Jeff George vs. S.D., Oct. 18, 1992
- 27 Jeff George at Mia, Oct. 24, 1993

MOST COMPLETIONS (ROOKIE-GAME)

- 27 Jack Trudeau at NYJ, Nov. 16, 1986
- 24 Jack Trudeau vs. N.O., Oct. 12, 1986
- 23 Mike Pagel vs. G.B., Dec. 19, 1982
- 23 Jeff George vs. NYG, Nov. 5, 1990
- 21 Jack Trudeau vs. NYJ, Sept. 28, 1986
- 21 Jeff George at Cin, Nov. 25, 1990

MOST CONSECUTIVE COMPLETIONS

- 17 Bert Jones vs. NYJ, Dec. 15, 1974
- 12 John Unitas vs. Atl, Nov. 27, 1967
- 12 Jim Harbaugh vs. N.E., Dec. 23, 1995
- 11 Jim Harbaugh at N.E., Nov. 19, 1995

MOST GAMES WITH COMPLETIONS (CAREER)

- 200 John Unitas, 1956-72
- 96 Bert Jones, 1973-81
- 61 Jack Trudeau, 1986-93
- 51 Mike Pagel, 1982-85
- 51 Jeff George, 1990-93

MOST GAMES 20+ COMPLETIONS (CAREER)

- 35 John Unitas
- 20 Bert Jones
- 17 Jeff George
- 13 Jack Trudeau

MOST CONSC. GAMES 20+ COMPLETIONS

- 4 John Unitas, G14-1966/G3-1967
- 4 Bert Jones, G4-7, 1981
- 3 John Unitas, G6-8, 1961
- 3 Greg Landry, G12-14, 1979
- 2 (11 times) Last: Jim Harbaugh, G15-16, 1995

MOST SEASONS 150+ COMPLETIONS

- 12 John Unitas, 1959-67, 69-70
- 5 Bert Jones, 1975-77, 80-81
- 4 Jeff George, 1990-93
- 2 Mike Pagel, 1983, 85
- 2 Jack Trudeau, 1986, 89

CONSC. SEASONS 150+ COMPLETIONS

- 9 John Unitas, 1959-67
- 4 Jeff George, 1990-93
- 3 Bert Jones, 1975-77

HIGHEST PERCENTAGE (CAREER-1000 ATT)

- 57.0 Jeff George, 1990-93
- 56.1 Bert Jones, 1973-81
- 54.7 John Unitas, 1956-72
- 52.9 Jack Trudeau, 1986-93
- 50.8 Mike Pagel, 1982-85

COLTS INDIVIDUAL RECORDS

HIGHEST PERCENTAGE (GAME-20 ATT)

- 85.0 John Unitas at Atl, Nov. 12, 1967 (17-20)
- 81.8 Jim Harbaugh at Buf, Oct. 16, 1994 (18-22)
- 79.2 Jim Harbaugh at T.B., Sept. 11, 1994 (19-24)
- 78.6 Jeff George vs. Pit, Oct. 6, 1991 (22-28)
- 77.3 John Unitas vs. Min, Dec. 8, 1963 (17-22)
- 76.9 Jim Harbaugh at N.E., Nov. 19, 1995 (20-26)
- 76.2 John Unitas at Det, Oct. 20, 1957 (16-21)
- 76.0 George Shaw vs. Chi, Sept. 30, 1956 (19-25)
- 75.8 Jim Harbaugh at Mia., Oct. 8, 1995 (25-33)
- 75.0 John Unitas vs. LA Rams, Nov. 25, 1956 (18-24)
- 75.0 John Unitas vs. Det, Oct. 10, 1965 (18-24)
- 75.0 John Unitas at Atl, Oct. 5, 1969 (18-24)
- 75.0 Mike Pagel at Hou, Sept. 9, 1984 (15-20)
- 75.0 Gary Hogeboom vs. Hou, Sept. 4, 1988 (15-20)

HIGHEST PERCENTAGE (ROOKIE-GAME-20 ATT)

- 75.0 John Unitas vs. LA Rams, Nov. 25, 1956 (18-24)
- 68.2 George Shaw at LA Rams, Dec. 5, 1955 (15-22)
- 68.0 Mike Pagel at S.D., Dec. 26, 1982 (17-25)
- 67.7 Jeff George at Cin, Nov. 25, 1990 (21-31)
- 63.6 Chris Chandler vs. NYJ, Nov. 6, 1988 (14-22)
- 63.6 Jeff George vs. NYJ, Nov. 18, 1990 (14-22)

HIGHEST PERCENTAGE (SEASON-200 ATT)

- 63.7 Jim Harbaugh, 1995
- 61.9 Jim Harbaugh, 1994
- 60.4 Bert Jones, 1976
- 60.2 Jeff George, 1991
- 59.1 Greg Landry, 1979
- 59.0 Bert Jones, 1975
- 58.5 John Unitas, 1967
- 58.2 John Unitas, 1965
- 57.8 John Unitas, 1963
- 57.5 Jeff George, 1993

HIGHEST PERCENTAGE (ROOKIE-SEASON-100 ATT)

- 55.6 John Unitas, 1956
- 55.4 Chris Chandler, 1988
- 54.2 Jeff George, 1990
- 50.2 Mike Pagel, 1982
- 50.2 George Shaw, 1955

MOST YARDS (CAREER)

- 39768 John Unitas, 1956-72
- 17663 Bert Jones, 1973-81
- 9647 Jack Trudeau, 1986-93
- 9551 Jeff George, 1990-93
- 7474 Mike Pagel, 1982-85
- 5666 Earl Morrall, 1968-71
- 4015 Jim Harbaugh, 1994-95
- 3471 Marty Domres, 1972-75
- 3402 Greg Landry, 1979-81
- 3295 Gary Hogeboom, 1986-88

MOST YARDS (SEASON)

- 3481 John Unitas, 1963
- 3428 John Unitas, 1967
- 3134 Bert Jones, 1980
- 3104 Bert Jones, 1976
- 3099 John Unitas, 1960
- 3094 Bert Jones, 1981
- 2990 John Unitas, 1961
- 2967 John Unitas, 1962
- 2932 Greg Landry, 1979
- 2910 Jeff George, 1991

MOST YARDS (ROOKIE)

- 2225 Jack Trudeau, 1986
- 2152 Jeff George, 1990
- 1619 Chris Chandler, 1988
- 1586 George Shaw, 1955
- 1498 John Unitas, 1956

MOST YARDS (GAME)

- 401 John Unitas vs. Atl, Sept. 17, 1967
- 397 John Unitas vs. Cle, Nov. 1, 1959
- 385 John Unitas vs. Min, Dec. 16, 1962
- 385 Bert Jones vs. NYJ, Dec. 15, 1974
- 376 John Unitas vs. Det, Nov. 10, 1963
- 376 John Unitas vs. NYJ, Sept. 24, 1972
- 376 Jeff George at Was, Nov. 7, 1993
- 370 John Unitas at Atl, Nov. 12, 1967
- 367 John Unitas vs. Was, Dec. 8, 1962
- 359 Jack Trudeau at NYJ, Nov. 16, 1986

MOST YARDS (ROOKIE-GAME)

- 359 Jack Trudeau at NYJ, Nov. 16, 1986
- 315 Jack Trudeau vs. N.O., Oct. 12, 1986
- 314 John Unitas at Det, Nov. 18, 1956
- 293 John Unitas vs. LA Rams, Nov. 25, 1956
- 252 Jack Trudeau at S.F., Oct. 5, 1986
- 252 Jeff George vs. Was, Dec. 22, 1990

MOST SEASONS LEADING TEAM (YDS/TDS)

- 14 John Unitas, 1956-67, 69-70
- 6 Bert Jones, 1974-77, 80-81
- 4 Mike Pagel, 1982-85
- 4 Jeff George, 1990-93

MOST CONSC. SEASONS LEADING TEAM (YDS/TDS)

- 12 John Unitas, 1956-67
- 4 Bert Jones, 1974-77
- 4 Mike Pagel, 1982-85
- 4 Jeff George, 1990-93

MOST 2000+ SEASONS

- 13 John Unitas, 1957-67, 69-70
- 5 Bert Jones, 1975-77, 80-81
- 3 Jeff George, 1990-91, 93
- 2 Mike Pagel, 1983, 85
- 2 Jack Trudeau, 1986, 89

MOST CONSC. 2000+ SEASONS

- 11 John Unitas, 1957-67
- 3 Bert Jones, 1975-77
- 2 John Unitas, 1969-70
- 2 Bert Jones, 1980-81
- 2 Jeff George, 1990-91

MOST 300+ GAMES (CAREER)

- 26 John Unitas, 1956-72
- 8 Bert Jones, 1973-81
- 7 Jeff George, 1990-93
- 5 Jack Trudeau, 1986-93
- 2 Earl Morrall, 1968-71
- 1 Greg Landry, 1979-81
- 1 Gary Hogeboom 1986-88
- 1 Jim Harbaugh, 1994-95

MOST 300+ GAMES (SEASON)

- 4 John Unitas, 1960
- 4 John Unitas, 1963
- 3 John Unitas, 1965
- 3 John Unitas, 1967
- 3 Jeff George, 1992
- 2 (12 times) Last: Jeff George, 1993

MOST 300+ GAMES (ROOKIE)

- 2 Jack Trudeau, 1986
- 1 John Unitas, 1956

MOST CONSC. 300+ GAMES

- 3 John Unitas, G12-14, 1963
- 2 John Unitas, G9-10, 1960
- 2 John Unitas, G13-14, 1962
- 2 John Unitas, G14-1966/G1-1967
- 2 John Unitas, G5-6, 1969

MOST TOUCHDOWNS (CAREER)

- 287 John Unitas, 1956-72
- 122 Bert Jones, 1973-81
- 47 Earl Morrall, 1968-71
- 41 Jack Trudeau, 1986-93

COLTS INDIVIDUAL RECORDS

MOST TOUCHDOWNS (CAREER) (Continued)

- 41 Jeff George, 1990-93
- 39 Mike Pagel, 1982-85
- 26 Jim Harbaugh, 1994-95
- 22 Gary Hogeboom, 1986-88
- 21 George Shaw, 1955-58
- 21 Marty Domres, 1972-75

MOST TOUCHDOWNS (SEASON)

- 32 John Unitas, 1959
- 26 Earl Morrall, 1968
- 25 John Unitas, 1960
- 24 John Unitas, 1957
- 24 Bert Jones, 1976
- 23 John Unitas, 1962
- 23 John Unitas, 1965
- 23 Bert Jones, 1980
- 22 John Unitas, 1966
- 21 Bert Jones, 1981

MOST TOUCHDOWNS (ROOKIE)

- 16 Jeff George, 1990
- 10 George Shaw, 1955
- 9 John Unitas, 1956
- 8 Jack Trudeau, 1986
- 8 Chris Chandler, 1988

MOST TOUCHDOWNS (GAME)

- 5 Gary Cuozzo at Min, Nov. 4, 1965
- 5 Gary Hogeboom at Buf, Oct. 4, 1987
- 4 (23 times) Last: Jack Trudeau vs. Mia, Dec. 17, 1989

MOST TOUCHDOWNS (ROOKIE-GAME)

- 3 John Unitas vs. LA Rams, Nov. 25, 1956
- 3 Jeff George at Cin, Nov. 25, 1990
- 3 Jeff George vs. Was, Dec. 22, 1990
- 2 (12 times) Last: Jeff George at Mia, Dec. 30, 1990

MOST GAMES WITH TOUCHDOWNS (CAREER)

- 144 John Unitas, 1956-72
- 68 Bert Jones, 1973-81
- 31 Mike Pagel, 1982-85
- 30 Jack Trudeau, 1986-93
- 24 Jeff George, 1990-93
- 23 Earl Morrall, 1968-71

MOST GAMES WITH TOUCHDOWNS (SEASON)

- 13 Earl Morrall, 1968
- 12 John Unitas, 1957, 59, 67
- 12 Bert Jones, 1976, 80
- 11 John Unitas, 1960
- 11 Greg Landry, 1979
- 11 Bert Jones, 1981
- 11 Mike Pagel, 1985
- 11 Jim Harbaugh, 1995
- 10 John Unitas, 1958, 62-65
- 10 Bert Jones, 1975
- 10 Mike Pagel, 1983

MOST GAMES WITH TOUCHDOWNS (ROOKIE)

- 9 Jeff George, 1990
- 8 Chris Chandler, 1988
- 7 George Shaw, 1955
- 7 Jack Trudeau, 1986
- 6 John Unitas, 1956

MOST CONSC. GAMES PASSING TDS

- 47 John Unitas, G10-1956/G10-1960
- 11 John Unitas, G14-1966/G10-1967
- 10 John Unitas, G1-8,10-11, 1965
- 9 Bert Jones, G2-10, 1980
- 9 Bert Jones, G4-12, 1981
- 8 John Unitas, G12-14-1963/G5-1964
- 8 Earl Morrall, G1-8, 1968
- 8 Jack Trudeau, G7-9, 11-15, 1989
- 7 Bert Jones, G9-14-1976/G1-1977
- 7 John Unitas, G2-8, 1966
- 7 Greg Landry, G12-16-1979/G12-13-1980

MOST CONSC. GAMES PASSING TDS (ROOKIE)

- 4 Bert Jones, G1-4, 1973
- 4 Jack Trudeau, G4-7, 1986
- 4 Jeff George, G9-12, 1990
- 3 (4 times) Last: Jeff George, G14-16, 1990

MOST CONSC. GAMES 2+ TD PASSES

- 12 John Unitas, G1-12, 1959
- 7 John Unitas, G4-8,10-11, 1965
- 6 John Unitas, G5-10, 1960
- 5 John Unitas, G1-5, 1957
- 4 John Unitas, G1-4, 1964
- 4 John Unitas, G14-1966/G3-1967
- 4 Bert Jones, G6-9, 1975

HIGHEST TD PCT. (CAREER-1000 ATT)

- 5.62 John Unitas, 1956-72
- 4.95 Bert Jones, 1973-81
- 3.38 Mike Pagel, 1982-85
- 2.68 Jeff George, 1990-93
- 2.67 Jack Trudeau, 1986-93

HIGHEST TD PCT. (SEASON-200 ATT)

- 8.72 John Unitas, 1959
- 8.20 Earl Morrall, 1968
- 8.16 John Unitas, 1965
- 7.97 John Unitas, 1957
- 7.22 John Unitas, 1958

HIGHEST TD PCT. (ROOKIE-SEASON-100 ATT)

- 4.79 Jeff George, 1990
- 4.55 John Unitas, 1956
- 4.22 George Shaw, 1955
- 3.70 Bert Jones, 1973
- 3.43 Chris Chandler, 1988

HIGHEST TD PCT. (GAME-20 ATT)

- 20.00 John Unitas at Atl, Nov. 12, 1967
- 20.00 Gary Hogeboom at Buf, Oct. 4, 1987
- 19.23 Gary Cuozzo at Min, Nov. 14, 1965
- 19.05 John Unitas at Det, Oct. 20, 1957
- 18.18 John Unitas at Min, Sept. 18, 1966

HIGHEST TD PCT. (ROOKIE-GAME-20 ATT)

- 12.50 John Unitas vs. LA Rams, Nov. 25, 1956
- 10.00 Mike Pagel vs. Cin, Dec. 5, 1982
- 9.68 Jeff George at Cin, Nov. 25, 1990
- 9.09 Jeff George vs. NYJ, Nov. 18, 1990
- 9.09 Jeff George vs. Was, Dec. 22, 1990

LONGEST PASSES

- 90t Jones to Roger Carr vs. NYJ, Nov. 16, 1975
- 89t Unitas to John Mackey at LA Rams, Oct. 30, 1966
- 89t Jones to Roger Carr at Buf, Nov. 9, 1975
- 88t Unitas to Tom Matte vs. Atl, Sept. 17, 1967
- 85t Harbaugh to Marshall Faulk vs. Was, Oct. 23, 1994
- 84t Trudeau to Bill Brooks at S.F., Oct. 5, 1986
- 84 Morrall to Jimmy Orr at Atl, Sept. 22, 1968
- 83t Unitas to John Mackey at Min, Sept. 18, 1966
- 82t Shaw to Buddy Young at G.B., Oct. 8, 1955
- 82t Unitas to Lenny Moore at S.F., Dec. 8, 1957
- 82t Chandler to Clarence Verdin at LA Rams, Sept. 17, 1989

LONGEST PASSES (ROOKIE)

- 84t Trudeau to Bill Brooks at S.F., Oct. 5, 1986
- 82t Shaw to Buddy Young at G.B., Oct. 8, 1955
- 68t George to Bill Brooks vs. N.E., Sept. 16, 1990
- 66t DelBello to Bert Rechichar at Phil, Nov. 15, 1953
- 64t George to Jessie Hester at Mia, Dec. 30, 1990

HIGHEST AVG. PER ATTEMPT (CAREER-1000 ATT)

- 7.78 John Unitas, 1956-72
- 7.17 Bert Jones, 1973-81
- 6.48 Mike Pagel, 1982-85
- 6.28 Jack Trudeau, 1986-93
- 6.23 Jeff George, 1990-93

COLTS INDIVIDUAL RECORDS

HIGHEST AVG. PER ATTEMPT (SEASON-200 ATT)

9.26 John Unitas, 1964
 9.18 John Unitas, 1968
 9.05 Bert Jones, 1976
 7.85+ (8 times) Last: 8.20 Jim Harbaugh, 1995

HIGHEST AVG. PER ATTEMPT (ROOKIE-SEASON-100 ATT)

7.57 John Unitas, 1956
 6.95 Chris Chandler, 1988
 6.69 George Shaw, 1955
 6.44 Jeff George, 1990
 5.80 Mike Pagel, 1982

HIGHEST AVG. PER ATTEMPT (GAME-20 ATT)

18.50 John Unitas at Atl, Nov. 12, 1967
 15.67 John Unitas vs. Det, Nov. 10, 1963
 15.64 John Unitas vs. Min, Dec. 8, 1963
 12.00+ (7 times) Last: 13.22 Bert Jones vs. Mia,
 Sept. 27, 1981

HIGHEST AVG. PER ATTEMPT (ROOKIE-GAME-20 ATT)

12.21 John Unitas vs. LA Rams, Nov. 25, 1956
 11.32 Jeff George vs. NYJ, Nov. 18, 1990
 10.47 John Unitas at Det, Nov. 18, 1956
 7.00+ (7 times) Last: 7.64 Jeff George vs. Was,
 Dec. 22, 1990

HIGHEST AVG. PER COMP (CAREER-1000 ATT)

14.22 John Unitas, 1956-72
 12.78 Bert Jones, 1973-81
 12.73 Mike Pagel, 1982-85
 11.88 Jack Trudeau, 1986-93
 10.93 Jeff George, 1990-93

HIGHEST AVG. PER COMP (SEASON-200 ATT)

17.87 John Unitas, 1964
 16.31 John Unitas, 1960
 15.98 Earl Morrall, 1968
 15.43 John Unitas, 1965
 15.02 John Unitas, 1959
 15.00 Bert Jones, 1976

HIGHEST AVG. PER COMP ROOKIE-SEASON-100 ATT)

13.62 John Unitas, 1956
 13.33 George Shaw, 1955
 12.55 Chris Chandler, 1988
 12.53 Bert Jones, 1973
 11.89 Jeff George, 1990

HIGHEST AVG. PER COMP (GAME-20 ATT)

22.25 John Unitas vs. S.F., Nov. 26, 1960
 22.12 John Unitas vs. Det, Nov. 10, 1963
 21.93 John Unitas vs. Chi, Oct. 2, 1960
 21.86 Bert Jones at Buf, Nov. 9, 1975
 21.85 John Unitas vs. Min, Oct. 1, 1961

HIGHEST AVG. PER COMP (ROOKIE-GAME-20 ATT)

18.47 John Unitas at Det, Nov. 18, 1956
 17.79 Jeff George vs. NYJ, Nov. 18, 1990
 17.67 Jeff George at N.E., Nov. 11, 1990
 16.67 George Shaw vs. S.F., Nov. 27, 1955
 16.28 John Unitas vs. LA Rams, Nov. 25, 1956

MOST INTERCEPTIONS (CAREER)

246 John Unitas, 1956-72
 97 Bert Jones, 1973-81
 62 Jack Trudeau, 1986-93
 47 Mike Pagel, 1982-85
 46 Jeff George, 1990-93
 40 Earl Morrall, 1968-71
 31 George Shaw, 1955-58
 31 Marty Domres, 1972-75
 19 Greg Landry, 1979-81
 18 Gary Hogeboom, 1986-88

MOST INTERCEPTIONS (SEASON-200 ATT)

24 John Unitas, 1960
 24 John Unitas, 1961
 24 John Unitas, 1966
 23 John Unitas, 1962
 21 Bill Troup, 1978
 21 Bert Jones, 1980

MOST INTERCEPTIONS (SEASON-200 ATT)

(Continued)
 20 John Unitas, 1969
 20 Bert Jones, 1981
 19 George Shaw, 1955
 19 John Unitas, 1958

MOST INTERCEPTIONS (ROOKIE-SEASON-100 ATT)

19 George Shaw, 1955
 18 Jack Trudeau, 1986
 13 Jeff George, 1990
 12 Bert Jones, 1973
 12 Chris Chandler, 1988

MOST INTERCEPTIONS (GAME)

5 Fred Enke at G.B., Oct. 18, 1953
 5 Fred Enke at Det, Nov. 17, 1953
 5 John Unitas vs. S.F., Nov. 26, 1960
 5 John Unitas at G.B., Oct. 8, 1961
 5 John Unitas at Det, Nov. 20, 1966
 5 John Unitas vs. Chi, Nov. 29, 1970
 4 (13 times) Last: Jeff George vs. N.E.,
 Sept. 16, 1990

MOST INTERCEPTIONS (ROOKIE-GAME)

4 George Shaw vs. G.B., Oct. 29, 1955
 4 Bert Jones vs. NYJ, Sept. 23, 1973
 4 Bert Jones vs. N.O., Sept. 30, 1973
 4 Jack Trudeau vs. N.E., Nov. 9, 1986
 4 Jack Trudeau at NYJ, Nov. 16, 1986
 4 Jeff George vs. N.E., Sept. 16, 1990
 3 (5 times) Last: Jeff George vs. Buf,
 Dec. 9, 1990

FEWEST INTERCEPTIONS (SEASON-200 ATT)

5 Jim Harbaugh, 1995 (314)
 6 John Unitas, 1964 (305)
 6 Marty Domres, 1972 (222)
 6 Jack Trudeau, 1987 (229)
 6 Jeff George, 1993 (407)
 6 Jim Harbaugh, 1994 (202)
 7 John Unitas, 1958 (263)
 7 Mike Pagel, 1982 (221)

FEWEST INTERCEPTIONS (ROOKIE-SEASON-100 ATT)

7 Mike Pagel, 1982 (221)
 10 John Unitas, 1956 (198)
 12 Bert Jones, 1973 (108)
 12 Chris Chandler, 1988 (233)
 13 Jeff George, 1990 (334)

LOWEST INTERCEPTION PCT. (CAREER-1000 ATT)

3.0 Jeff George, 1990-93
 3.9 Bert Jones, 1973-81
 4.0 Jack Trudeau, 1986-93
 4.1 Mike Pagel, 1982-85
 4.8 John Unitas, 1956-72

LOWEST INTERCEPTION PCT. (SEASON-200 ATT)

1.48 Jeff George, 1993
 1.59 Jim Harbaugh, 1995
 1.97 John Unitas, 1964
 2.33 Bert Jones, 1975
 2.47 Jeff George, 1991

LOWEST INTERCEPTION PCT. (ROOKIE-SEASON-100 ATT)

3.17 Mike Pagel, 1982
 3.89 Jeff George, 1990
 4.32 Jack Trudeau, 1986
 5.05 John Unitas, 1956
 5.15 Chris Chandler, 1988

CONSC. PASSES WITHOUT INTERCEPTION (CAREER)

202 Jeff George, G10-16, 1993
 132 John Unitas, G8-13, 1964
 132 Bert Jones, G2-8, 1977
 128 Marty Domres, G5-11, 1972
 115 Bert Jones, G9-14, 1975

HIGHEST RATING (CAREER-1000 ATT)

79.1 Bert Jones, 1973-81

COLTS INDIVIDUAL RECORDS

HIGHEST RATING (CAREER-1000 ATT)

(Continued)

- 78.8 John Unitas, 1956-72
- 72.1 Jeff George, 1990-93
- 65.8 Mike Pagel, 1982-85
- 64.7 Jack Trudeau, 1986-93

HIGHEST RATING (SEASON-200 ATT)

- 102.5 Bert Jones, 1976
- 100.7 Jim Harbaugh, 1995
- 97.4 John Unitas, 1965
- 96.4 John Unitas, 1964
- 93.2 Earl Morrall, 1968
- 92.0 John Unitas, 1959

HIGHEST RATING (SEASON-200 ATT)

(Continued)

- 90.0 John Unitas, 1958
- 90.0 John Unitas, 1963
- 89.1 Bert Jones, 1975
- 88.0 John Unitas, 1957
- 85.8 Jim Harbaugh, 1994

HIGHEST RATING (ROOKIE-SEASON-100 ATT)

- 74.0 John Unitas, 1956
- 73.8 Jeff George, 1990
- 67.2 Chris Chandler, 1988
- 62.4 Mike Pagel, 1982
- 53.6 Jack Trudeau, 1986

RECEIVING

MOST RECEPTIONS (CAREER)

- 631 Raymond Berry, 1955-67
- 411 Bill Brooks, 1986-92
- 363 Lenny Moore, 1956-57
- 333 Don McCauley, 1971-81
- 320 John Mackey, 1963-71
- 303 Jimmy Orr, 1961-70
- 298 Lydell Mitchell, 1972-77
- 254 Roger Carr, 1974-81
- 249 Tom Matte, 1961-72
- 234 Matt Bouza, 1982-89

MOST RECEPTIONS (SEASON)

- 85 Reggie Langhorne, 1993
- 82 Joe Washington, 1979
- 75 Raymond Berry, 1961
- 74 Raymond Berry, 1960
- 72 Lydell Mitchell, 1974
- 72 Bill Brooks, 1991
- 71 Lydell Mitchell, 1977
- 71 Matt Bouza, 1986
- 71 Albert Bentley, 1990
- 66 Raymond Berry, 1959

MOST RECEPTIONS (ROOKIE)

- 65 Bill Brooks, 1986
- 52 Andre Rison, 1989
- 52 Marshall Faulk, 1994
- 50 Randy McMillan, 1981
- 42 Ken Dilger, 1995

MOST RECEPTIONS (GAME)

- 13 Lydell Mitchell vs. NYJ, Dec. 15, 1974
- 13 Joe Washington at K.C., Sept. 2, 1979
- 12 Raymond Berry at Was, Nov. 10, 1957
- 12 Lydell Mitchell vs. NYJ, Nov. 28, 1976
- 12 Reggie Langhorne at Was, Nov. 7, 1993
- 11 Raymond Berry vs. Cle, Nov. 1, 1959
- 11 Raymond Berry at Det, Oct. 23, 1960
- 11 Raymond Berry vs. Was, Dec. 8, 1962
- 11 Willie Richardson at Phil, Sept. 24, 1967
- 11 Eddie Hinton vs. K.C., Sept. 28, 1970
- 11 Lydell Mitchell vs. Den, Nov. 10, 1974
- 11 Don McCauley at Den, Nov. 27, 1977
- 11 Curtis Dickey vs. Cin, Nov. 11, 1981
- 11 Randy McMillan vs. NYJ, Nov. 8, 1981
- 11 Anthony Johnson vs. N.E., Sept. 1, 1991

MOST RECEPTIONS (ROOKIE-GAME)

- 11 Randy McMillan vs. NYJ, Nov. 8, 1981
- 9 Randy McMillan at Mia, Nov. 1, 1981
- 9 Bill Brooks at NYJ, Nov. 16, 1986
- 8 Sean Dawkins vs. Dal, Oct. 10, 1993
- 8 Marshall Faulk vs. Was, Oct. 23, 1994
- 7 (8 times) Last: Ken Dilger vs. S.F., Oct. 15, 1995

MOST CONSECUTIVE GAMES WITH RECEPTION

- 62 Jessie Hester, G3-1990/G16-1993
- 58 Jimmy Orr, G12-1961/G3-1963/G6-1963/G13-1965
- 45 Lenny Moore, G8-1957/G4-1961
- 44 Raymond Berry, G1-1959/G12-1961, G1-8, 1962
- 39 Bill Brooks, G8-1990/G16-1992
- 38 Bill Brooks, G1-1986/G10-1988
- 35 Albert Bentley, G15-1988/G16-1990, G2-1991
- 33 Matt Bouza, G13-1985/G2-1987, G6-1987/G1-1988

MOST CONSECUTIVE GAMES WITH RECEPTION

(Continued)

- 33 Sean Dawkins, G16-1993/G16-1995
- 32 Marshall Faulk, G1-1994/G16-1995
- 31 John Mackey, G8-1964/G10-1966
- 30 Lydell Mitchell, G1-1974/G2-1976

MOST GAMES WITH RECEPTIONS (CAREER)

- 142 Raymond Berry, 1955-67
- 116 Lenny Moore, 1956-67
- 113 Don McCauley, 1971-81
- 111 John Mackey, 1963-71
- 103 Bill Brooks, 1986-92
- 96 Jimmy Orr, 1961-70
- 96 Tom Matte, 1961-72
- 88 Roger Carr, 1974-81
- 83 Glenn Doughty, 1972-79
- 79 Pat Beach, 1982-83, 85-91

MOST GAMES 10+ RECEPTIONS (CAREER)

- 11 Raymond Berry, 1955-67
- 3 Don McCauley, 1971-81
- 3 Lydell Mitchell, 1972-77
- 3 Joe Washington, 1978-80
- 3 Anthony Johnson, 1990-93
- 1 Brooks/Dickey/Hinton/Langhorne/McMillan/W.Richardson

MOST GAMES 10+ RECEPTIONS (SEASON)

- 3 Raymond Berry, 1960
- 3 Joe Washington 1979
- 2 Raymond Berry, 1958
- 2 Raymond Berry, 1959
- 2 Lydell Mitchell, 1974
- 2 Anthony Johnson, 1991

MOST SEASONS LEADING TEAM (*tied)

- 8 Raymond Berry, 1957-61, 64-66
- 4 Lydell Mitchell, 1974-77
- 4 Bill Brooks, 1987-89, 91
- 3 Tom Mitchell, 1971-72, 73*
- 2 (8 times) Last: Marshall Faulk, 1994*-95

MOST CONSC. SEASONS LEADING TEAM (*tied)

- 5 Raymond Berry, 1957-61
- 4 Lydell Mitchell, 1974-77
- 3 Raymond Berry, 1964-66
- 3 Tom Mitchell, 1971-72, 73*
- 3 Bill Brooks, 1987-89

MOST SEASONS 50+ RECEPTIONS

- 7 Raymond Berry, 1958-62, 65-66
- 6 Bill Brooks, 1986-92
- 4 Lydell Mitchell, 1974-77
- 4 Jessie Hester, 1990-93
- 2 Bentley/Faulk/Dawkins/Langhorne/Mackey/McCauley/Washington
- 1 (11 times) Last: Floyd Turner, 1994

CONSC. SEASONS 50+ RECEPTIONS

- 6 Bill Brooks, 1986-91
- 5 Raymond Berry, 1958-62
- 4 Lydell Mitchell, 1974-77
- 4 Jessie Hester, 1990-93
- 2 Raymond Berry, 1965-66
- 2 John Mackey, 1966-67

COLTS INDIVIDUAL RECORDS

CONSC. SEASONS 50+ RECEPTIONS (Continued)

- 2 Joe Washington, 1979-80
- 2 Albert Bentley, 1989-90
- 2 Reggie Langhorne, 1992-9
- 2 Marshall Faulk, 1994-95
- 2 Sean Dawkins, 1994-95

MOST RECEPTIONS 2 PLAYERS (SEASON)

- 149 Langhorne (85)/Hester (64), 1993
- 137 Washington (82)/McCauley (55), 1979
- 136 Bouza (71)/Brooks (65), 1986
- 133 Bentley (71)/Brooks (62), 1990
- 132 Brooks (72)/Hester (60), 1991

MOST RECEPTIONS 3 PLAYERS (SEASON)

- 204 Langhorne (85)/Hester (64)/Johnson (55), 1993
- 187 Bentley (71)/Brooks (62)/Hester (54), 1990
- 174 Washington (82)/McCauley (55)/McCall (37), 1979
- 174 Brooks (72)/Hester (60)/Johnson (42), 1991
- 170 Bouza (71)/Brooks (65)/McMillan (34), 1986

TRIO OF 50+ SEASONAL RECEIVERS

- Brooks (63)/Rison (52)/Bentley (52), 1989
- Bentley (71)/Brooks (62)/Hester (54), 1990
- Langhorne (85)/Hester (64)/Johnson (55), 1993
- Turner (52)/Faulk (52)/Dawkins (51), 1994

MOST YARDS (CAREER)

- 9275 Raymond Berry, 1955-67
- 6039 Lenny Moore, 1956-67
- 5859 Jimmy Orr, 1961-70
- 5818 Bill Brooks, 1986-92
- 5127 John Mackey, 1963-71
- 4770 Roger Carr, 1974-81
- 3684 Jim Mutscheller, 1954-61
- 3547 Glenn Doughty, 1972-79
- 3304 Jessie Hester, 1990-93
- 3064 Matt Bouza, 1982-89

MOST YARDS (SEASON)

- 1298 Raymond Berry, 1960
- 1131 Bill Brooks, 1986
- 1112 Roger Carr, 1976
- 1038 Reggie Langhorne, 1993
- 974 Jimmy Orr, 1962
- 959 Raymond Berry, 1959
- 938 Lenny Moore, 1958
- 936 Lenny Moore, 1960
- 924 Roger Carr, 1980
- 924 Jessie Hester, 1990

MOST YARDS (ROOKIE)

- 1131 Bill Brooks, 1986
- 820 Andre Rison, 1989
- 726 John Mackey, 1963
- 635 Ken Dilger, 1995
- 574 Ray Butler, 1980

MOST YARDS (GAME)

- 224 Raymond Berry at Was, Nov. 10, 1957
- 210 Roger Carr at NYJ, Oct. 24, 1976
- 203 Reggie Langhorne at Was, Nov. 7, 1993
- 198 Roger Carr vs. Cin, Sept. 19, 1976
- 195 Raymond Berry at Dal, Oct. 30, 1960
- 187 Roger Carr at N.E., Sept. 18, 1978
- 186 Raymond Berry at Det, Oct. 23, 1960
- 184 Willie Richardson at Phil, Sept. 24, 1967
- 181 Lenny Moore at NYG, Nov. 9, 1958
- 181 Raymond Berry vs. S.F., Nov. 26, 1960

MOST YARDS (ROOKIE-GAME)

- 177 Bill Brooks at NYJ, Nov. 16, 1986
- 144 John Mackey vs. Min, Dec. 8, 1963
- 135 Andre Rison vs. Cle, Dec. 10, 1989
- 134 Ray Perkins at Atl, Nov. 12, 1967
- 134 Eddie Hinton vs. Det, Dec. 7, 1969

MOST SEASONS LEADING TEAM

- 5 Jimmy Orr, 1962-65, 68
- 5 Bill Brooks, 1986-89, 91
- 4 Raymond Berry, 1957, 59-61
- 3 Roger Carr, 1976, 78, 80

MOST SEASONS LEADING TEAM (Continued)

- 2 (7 players) Last: Sean Dawkins, 1994-95

MOST CONSC. SEASONS LEADING TEAM

- 4 Jimmy Orr, 1962-65
- 4 Bill Brooks, 1986-89
- 2 Jim Mutscheller, 1955-56
- 2 Reggie Langhorne, 1992-93
- 2 Sean Dawkins, 1994-95

MOST 100+ GAMES (CAREER)

- 24 Raymond Berry, 1955-67
- 19 Lenny Moore, 1956-67
- 18 Jimmy Orr, 1961-70
- 10 Roger Carr, 1974-81
- 9 Bill Brooks, 1986-92
- 8 John Mackey, 1963-71
- 6 Jim Mutscheller, 1954-61
- 6 Glenn Doughty, 1972-79
- 5 Willie Richardson, 1963-69, 71

MOST 100+ GAMES (SEASON)

- 7 Raymond Berry, 1960
- 5 Lenny Moore, 1958
- 4 Raymond Berry, 1959
- 4 Lenny Moore, 1959
- 4 Lenny Moore, 1960
- 4 Jimmy Orr, 1962
- 3 (10 times) Last: Brooks/Rison, 1989

MOST 100+ GAMES (ROOKIE)

- 3 Andre Rison, 1989
- 2 Ray Perkins, 1967
- 2 Bill Brooks, 1986
- 1 Dawkins/Dilger/Hinton/Johnson/Mackey

MOST CONSC. 100+ GAMES

- 6 Raymond Berry, G5-10, 1960
- 2 Lenny Moore, G2-3, 1958
- 2 Raymond Berry, G5-6, 1959
- 2 Lenny Moore, G6-7, 1959
- 2 Lenny Moore, G9-10, 1960
- 2 Raymond Berry, G13-14, 1962
- 2 Raymond Berry, G13-14, 1963
- 2 Willie Richardson, G10-11, 1968
- 2 Jimmy Orr, G5-6, 1969
- 2 Bill Brooks, G11-12, 1986
- 2 Bill Brooks, G4-5, 1989
- 2 Reggie Langhorne, G8-9, 1993

MOST TOUCHDOWNS (CAREER)

- 68 Raymond Berry, 1955-67
- 50 Jimmy Orr, 1961-70
- 48 Lenny Moore, 1956-67
- 40 Jim Mutscheller, 1954-61
- 38 John Mackey, 1963-71
- 29 Roger Carr, 1974-81
- 28 Bill Brooks, 1986-92
- 24 Willie Richardson, 1963-69, 71
- 24 Glenn Doughty, 1972-79
- 24 Ray Butler, 1980-85

MOST TOUCHDOWNS (SEASON)

- 14 Raymond Berry, 1959
- 11 Jimmy Orr, 1962
- 11 Roger Carr, 1976
- 10 Raymond Berry, 1960
- 10 Jimmy Orr, 1965
- 9 Raymond Berry, 1958
- 9 Lenny Moore, 1960
- 9 John Mackey, 1966
- 9 Ray Butler, 1981
- 8 (5 times) Last: Willie Richardson, 1968

MOST TOUCHDOWNS (ROOKIE)

- 8 Bill Brooks, 1986
- 7 John Mackey, 1963
- 4 Tom Mitchell, 1968
- 4 Andre Rison, 1989
- 4 Ken Dilger, 1995
- 3 Royce Womble, 1954
- 3 Jerry Richardson, 1959

MOST TOUCHDOWNS (GAME)

- 3 Jim Mutscheller at GBM, Oct. 13, 1957
- 3 Raymond Berry at Dal, Oct. 30, 1960

COLTS INDIVIDUAL RECORDS

MOST TOUCHDOWNS (GAME) *(Continued)*

- 3 Raymond Berry vs. G.B., Nov. 6, 1960
- 3 Lenny Moore vs. Min, Oct. 1, 1961
- 3 Jimmy Orr vs. Was, Dec. 8, 1962
- 3 Jimmy Orr vs. LA Rams, Oct. 4, 1964
- 3 Roger Carr vs. Cin, Sept. 19, 1976

MOST TOUCHDOWNS (ROOKIE-GAME)

- 2 John Mackey vs. Min, Dec. 8, 1963
- 2 Preston Pearson at LA Rams, Dec. 15, 1968
- 2 Marshall Johnson at NYJ, Oct. 26, 1975

MOST GAMES WITH TOUCHDOWNS (CAREER)

- 56 Raymond Berry, 1955-67
- 39 Lenny Moore, 1956-67
- 37 Jimmy Orr, 1961-70
- 34 Jim Mutscheller, 1954-61
- 33 John Mackey, 1963-71
- 27 Bill Brooks, 1986-92
- 22 Roger Carr, 1974-81
- 21 Glenn Doughty, 1972-79
- 20 Ray Butler, 1980-85

MOST GAMES WITH TOUCHDOWNS (SEASON)

- 10 Raymond Berry, 1959
- 7 Jim Mutscheller, 1955
- 7 Raymond Berry, 1958
- 7 Jim Mutscheller, 1958
- 7 Jimmy Orr, 1962
- 7 Raymond Berry, 1965
- 7 John Mackey, 1966
- 7 Willie Richardson, 1968
- 7 Roger Carr, 1976
- 7 Bill Brooks, 1986

MOST CONSC. GAMES RECEIVING TDS

- 7 Raymond Berry, G8-12-1959/G2-1960
- 5 Jim Mutscheller, G12-1956/G4-1957
- 5 Jim Mutscheller, G11-12-1958/G3-1959
- 5 Raymond Berry, G10-11-1958/G3-1959
- 5 Jimmy Orr, G12-14-1962/G2-1963
- 5 Raymond Berry, G5-9, 1965
- 4 (4 times) Last: Willie Richardson, G10-13, 1968

MOST SEASONS LEADING TEAM (*tied)

- 4 Raymond Berry, 1958-60, 64*
- 4 Glenn Doughty, 1973*, 74*, 75*, 77*
- 3 (8 times) Last: Matt Bouza, 1982*, 87, 88*

MOST CONSC. SEASONS LEADING TEAM

(*tied)

- 3 Glenn Doughty, 1973*, 74*, 75*
- 3 Raymond Berry, 1958-60
- 3 Jim Mutscheller 1955-57
- 3 Willie Richardson, 1967-68, 69*

LONGEST RECEPTIONS

- 90t Carr from Bert Jones vs. NYJ, Nov. 16, 1975
- 89t Mackey from John Unitas at LA Rams, Oct. 30, 1966
- 89t Carr from Bert Jones at Buf, Nov. 9, 1975
- 88t Matte from John Unitas vs. Atl, Sept. 17, 1967
- 85t Faulk from Jim Harbaugh vs. Was, Oct. 23, 1994
- 84t Brooks from Jack Trudeau at S.F., Oct. 5, 1986
- 84 Orr from Earl Morrall at Atl, Sept. 22, 1968
- 83t Mackey from John Unitas at Min, Sept. 18, 1966
- 82t Young from George Shaw at G.B., Oct. 8, 1955

LONGEST RECEPTIONS (Continued)

- 82t Moore from John Unitas at S.F., Dec. 8, 1957
- 82t Verdin from Chris Chandler at LA Rams, Sept. 17, 1989

LONGEST RECEPTIONS (ROOKIE)

- 84t Brooks from Jack Trudeau at S.F., Oct. 5, 1986
- 78t Womble from Garry Kerkorian vs. S.F., Nov. 28, 1954
- 74t Turner from Lamar McHan vs. Min, Dec. 16, 1962
- 68t Johnson from Bert Jones at NYJ, Oct. 26, 1975
- 61t Mackey from John Unitas vs. Min, Dec. 8, 1963
- 61t Pearson from Earl Morrall at LA Rams Dec. 15, 1968

HIGHEST AVERAGE (CAREER-100 REC)

- 19.3 Jimmy Orr, 1961-70
- 18.8 Roger Carr, 1974-81
- 17.1 Ray Butler, 1980-85
- 16.8 Jim Mutscheller, 1954-61
- 16.6 Lenny Moore, 1956-67
- 16.2 Glenn Doughty, 1972-79
- 15.3 Willie Richardson, 1963-69, 71
- 15.2 Sean Dawkins, 1993-95
- 14.7 Raymond Berry, 1955-67
- 14.4 Jessie Hester, 1990-93
- 14.3 Raymond Chester, 1973-77

HIGHEST AVERAGE (SEASON-30 REC)

- 25.9 Roger Carr, 1976
- 21.7 Jimmy Orr, 1964
- 21.0 Roger Carr, 1978
- 20.8 Lenny Moore, 1960
- 20.7 John Mackey, 1963
- 20.4 John Mackey, 1964
- 18.9 Willie Richardson, 1968
- 18.8 Jimmy Orr, 1965
- 18.7 Lenny Moore, 1958
- 18.1 Ray Butler, 1981

HIGHEST AVERAGE (ROOKIE-30 REC)

- 20.7 John Mackey, 1963
- 17.4 Bill Brooks, 1986
- 16.9 Ray Butler, 1980
- 15.8 Andre Rison, 1989
- 15.1 Ken Dilger, 1995

HIGHEST AVERAGE (GAME-3 REC)

- 48.8 Raymond Berry at Dal, Oct. 30, 1960
- 42.0 Roger Carr at NYJ, Oct. 24, 1976
- 39.3 Lenny Moore vs. Chi, Oct. 4, 1958
- 36.3 Ray Butler vs. Mia, Sept. 27, 1981
- 36.3 Glenn Doughty at Det, Oct. 21, 1973
- 36.0 Bill Brooks vs. Den, Oct. 31, 1988
- 35.7 Lenny Moore vs Min, Nov. 15, 1964
- 35.0 Lenny Moore vs. Chi, Oct. 2, 1960
- 35.0 Marshall Johnson at NYJ, Oct. 26, 1975

HIGHEST AVERAGE (ROOKIE-GAME-3 REC)

- 35.0 Marshall Johnson at NYJ, Oct. 26, 1975
- 28.8 John Mackey vs. Min, Dec. 8, 1963
- 28.3 Royce Womble vs. S.F., Nov. 22, 1954
- 28.0 John Mackey at Min, Nov. 17, 1963
- 27.0 Andre Rison vs. Cle, Dec. 10, 1989
- 27.0 Brian DeRoo vs. T.B., Sept. 9, 1979

MOST GAMES 25+ AVERAGE

- 11 Lenny Moore, 1956-67
- 9 Roger Carr, 1974-81
- 8 Jimmy Orr, 1961-70
- 8 John Mackey, 1963-71
- 5 Ray Butler, 1980-85
- 4 Willie Richardson, 1963-69, 71

PLAYS FROM SCRIMMAGE

MOST ATTEMPTS (CAREER)

- 1689 Lydell Mitchell, 1972-77
- 1451 Tom Matte, 1961-72
- 1432 Lenny Moore, 1956-67

MOST ATTEMPTS (CAREER) (Continued)

- 1396 Eric Dickerson, 1987-91
- 1154 Randy McMillan, 1981-86
- 1103 Don McCauley, 1971-81

COLTS INDIVIDUAL RECORDS

MOST ATTEMPTS (CAREER) *(Continued)*

- 1065 Alan Ameche, 1955-60
- 924 Curtis Dickey, 1980-85
- 823 Jerry Hill, 1961, 63-70
- 804 Joe Washington, 1978-80

MOST ATTEMPTS (SEASON)

- 424 Eric Dickerson, 1988
- 372 Lydell Mitchell, 1977
- 366 Marshall Faulk, 1994
- 349 Lydell Mitchell, 1975
- 349 Lydell Mitchell, 1976
- 345 Marshall Faulk, 1995
- 344 Eric Dickerson, 1989
- 324 Joe Washington, 1979
- 286 Lydell Mitchell, 1974
- 285 Joe Washington, 1978

MOST ATTEMPTS (ROOKIE)

- 366 Marshall Faulk, 1994
- 240 Alan Ameche, 1955
- 205 Roosevelt Potts, 1993
- 201 Curtis Dickey, 1980
- 199 Randy McMillan, 1981

MOST ATTEMPTS (GAME)

- 42 Lydell Mitchell at NYJ, Oct. 20, 1974
- 39 Eric Dickerson vs. Buf, Dec. 18, 1988
- 37 Lydell Mitchell at Sea, Sept. 18, 1977
- 36 Lydell Mitchell vs. Mia, Dec. 9, 1973
- 36 Lydell Mitchell vs. Mia, Dec. 14, 1975
- 36 Eric Dickerson vs. S.D., Nov. 8, 1987
- 35 Lydell Mitchell vs. N.E., Dec. 21, 1975
- 35 Lydell Mitchell vs. Mia, Oct. 10, 1976
- 35 Lydell Mitchell vs. Hou, Nov. 1, 1976
- 35 Eric Dickerson vs. T.B., Dec. 27, 1987

MOST ATTEMPTS (ROOKIE-GAME)

- 33 Rodney Culver at N.E., Dec. 6, 1992
- 30 Marshall Faulk vs. Sea, Oct. 2, 1994
- 30 Marshall Faulk vs. Was, Oct. 23, 1994
- 28 Marshall Faulk at Buf, Oct. 16, 1994
- 28 Marshall Faulk at Sea, Dec. 4, 1994

MOST SEASONS 200+ ATTEMPTS

- 5 Lydell Mitchell, 1973-77
- 4 Eric Dickerson, 1987-89, 91
- 3 Tom Matte, 1968-69, 71
- 3 Curtis Dickey, 1980-81, 83
- 3 Randy McMillan, 1983, 85-86

CONSC. SEASONS 200+ ATTEMPTS

- 5 Lydell Mitchell, 1973-77
- 3 Eric Dickerson, 1987-89
- 2 Ameche/Dickey/Faulk/Matte/McMillan/Washington

MOST YARDS (CAREER)

- 11213 Lenny Moore, 1956-67
- 9275 Raymond Berry, 1955-67
- 8010 Lydell Mitchell, 1972-77
- 7515 Tom Matte, 1961-72
- 6276 Eric Dickerson, 1987-91
- 5894 Bill Brooks, 1986-92
- 5873 Jimmy Orr, 1961-70
- 5653 Don McCauley, 1971-81
- 5254 John Mackey, 1963-72
- 5232 Randy McMillan, 1981-86

MOST YARDS (SEASON)

- 2036 Eric Dickerson, 1988
- 1804 Marshall Faulk, 1994
- 1779 Lydell Mitchell, 1977
- 1755 Lydell Mitchell, 1976
- 1737 Lydell Mitchell, 1975
- 1634 Joe Washington, 1979
- 1605 Curtis Dickey, 1983
- 1553 Marshall Faulk, 1995
- 1536 Lenny Moore, 1958
- 1522 Eric Dickerson, 1989

MOST YARDS (ROOKIE)

- 1804 Marshall Faulk, 1994
- 1136 Bill Brooks, 1986
- 1102 Alan Ameche, 1955
- 1063 Randy McMillan, 1981
- 1004 Curtis Dickey, 1980

MOST YARDS (GAME)

- 240 Anthony Johnson vs. N.E., Nov. 15, 1992
- 229 Eric Dickerson vs. T.B., Dec. 27, 1987
- 224 Raymond Berry at Was, Nov. 10, 1957
- 222 Marshall Faulk vs. St.L. Rams, Oct. 1, 1995
- 219 Lydell Mitchell vs. K.C., Nov. 30, 1975
- 217 Lenny Moore vs. Phil, Nov. 21, 1965
- 216 Alan Ameche vs. LA Rams, Nov. 25, 1956
- 216 Lydell Mitchell at S.D., Nov. 7, 1976
- 213 Marshall Faulk vs. Was, Oct. 23, 1994
- 212 Lenny Moore vs. G.B., Oct. 28, 1956
- 210 Lenny Moore vs. Chi, Oct. 29, 1961
- 210 Roger Carr at NYJ, Oct. 24, 1976
- 208 Lenny Moore at NYG, Nov. 9, 1958
- 207 Eric Dickerson vs. Hou, Sept. 4, 1988
- 203 Reggie Langhorne at Was, Oct. 7, 1993
- 202 George Wonsley vs. Det, Sept. 22, 1985

MOST YARDS (ROOKIE-GAME)

- 213 Marshall Faulk vs. Was, Oct. 23, 1994
- 212 Lenny Moore vs. G.B., Oct. 28, 1956
- 194 Alan Ameche vs. Chi, Sept. 25, 1955
- 186 Marshall Faulk at T.B., Sept. 11, 1994
- 177 Bill Brooks at NYJ, Nov. 16, 1986

MOST 1000+ SEASONS

- 6 Lenny Moore, 1957-61, 64
- 5 Lydell Mitchell, 1973-77
- 3 Tom Matte, 1963, 67, 69
- 3 Curtis Dickey, 1980-81, 83
- 3 Eric Dickerson, 1987-89
- 2 Ameche/Bentley/Faulk/Washington
- 1 Berry/Brooks/Carr/A.Johnson/Langhorne/McMillan

MOST CONSC. 1000+ SEASONS

- 5 Lenny Moore, 1957-61
- 5 Lydell Mitchell, 1973-77
- 3 Eric Dickerson, 1987-89
- 2 Alan Ameche, 1955-56
- 2 Joe Washington, 1978-79
- 2 Curtis Dickey, 1980-81
- 2 Marshall Faulk, 1994-95

MOST 100+ GAMES (CAREER)

- 47 Lenny Moore, 1956-67
- 42 Lydell Mitchell, 1972-77
- 29 Eric Dickerson, 1987-91
- 24 Raymond Berry, 1955-67
- 22 Tom Matte, 1961-72
- 18 Jimmy Orr, 1961-70
- 18 Curtis Dickey, 1980-85
- 16 Joe Washington, 1978-80
- 15 Marshall Faulk, 1994-95
- 12 Albert Bentley, 1985-92

MOST 100+ GAMES (SEASON)

- 11 Lydell Mitchell, 1976
- 11 Lydell Mitchell, 1977
- 10 Lydell Mitchell, 1975
- 10 Eric Dickerson, 1988
- 9 Marshall Faulk, 1994
- 8 Lenny Moore, 1958
- 8 Tom Matte, 1969
- 7 (7 times) Most: Moore (2), Dickerson (2)

MOST 100+ GAMES (ROOKIE)

- 9 Marshall Faulk, 1994
- 4 Randy McMillan, 1981
- 3 Ameche/Dickey/Lorick/Potts/Rison
- 2 Brooks/Culver/Moore/Perkins/Vessels

MOST CONSC. 100+ GAMES

- 16 Lydell Mitchell, G8-14-1975/G1-9-1976
- 7 Tom Matte, G5-11, 1969
- 6 Raymond Berry, G5-10, 1960
- 5 Eric Dickerson, G14-16-1988/G1-2-1989
- 4 Dickerson (2)/Dickey/Faulk/Mitchell (2)/Moore (2)

COLTS INDIVIDUAL RECORDS

MOST CONSC. 100+ GAMES (ROOKIE)

- 3 Marshall Faulk, G8-10, 1994
- 3 Tony Lorick, G7-9, 1964
- 2 Ameche/Brooks/McMillan/Moore

MOST 150+ GAMES (CAREER)

- 16 Lenny Moore, 1956-67
- 12 Eric Dickerson, 1987-91
- 11 Lydell Mitchell, 1972-77
- 8 Raymond Berry, 1955-67
- 6 Albert Bentley, 1985-91
- 5 Marshall Faulk, 1994-95
- 4 Jimmy Orr, 1961-70
- 4 Tom Matte, 1961-72
- 3 Ameche/Carr/Dickey/Washington

MOST 150+ GAMES (SEASON)

- 5 Lenny Moore, 1958
- 5 Eric Dickerson, 1988
- 4 Eric Dickerson, 1989
- 3 Raymond Berry, 1960
- 3 Lydell Mitchell, 1975-77
- 3 Joe Washington, 1979
- 3 Albert Bentley, 1987
- 3 Marshall Faulk, 1994

MOST 150+ GAMES (ROOKIE)

- 3 Marshall Faulk, 1994
- 2 Alan Ameche, 1955
- 1 Brooks/McMillan/Moore

MOST 1500+ SEASONS

- 3 Lydell Mitchell, 1975-77
- 2 Eric Dickerson, 1988-89
- 2 Marshall Faulk, 1994-95
- 1 Lenny Moore, 1958
- 1 Joe Washington, 1979
- 1 Curtis Dickey, 1983

PCT. OF NET YARDAGE SEASONAL LEADERS

- 41.8 Eric Dickerson, 1988 (2036-4870)
- 40.9 Marshall Faulk, 1994 (1804-4413)
- 38.8 Lydell Mitchell, 1977 (1779-4588)
- 38.6 Lydell Mitchell, 1975 (1737-4498)
- 33.9 Lydell Mitchell, 1974 (1301-3843)
- 33.8 Lenny Moore, 1958 (1536-4539)
- 33.7 Joe Washington, 1979 (1634-4846)
- 33.7 Lydell Mitchell, 1976 (1755-5236)
- 32.5 Joe Washington, 1978 (1333-4107)
- 32.0 Curtis Dickey, 1983 (1605-5018)
- 30.0+ (7 other times)

INTERCEPTIONS

MOST (CAREER)

- 57 Bobby Boyd, 1960-68
- 37 Don Shinnick, 1957-68
- 34 Jerry Logan, 1963-72
- 32 Andy Nelson, 1957-63
- 31 Rick Volk, 1967-75
- 31 Eugene Daniel, 1984-95
- 27 Milt Davis, 1957-60
- 27 Mike Prior, 1987-92
- 25 Stan White, 1972-79
- 24 Bert Rechichar, 1953-59

MOST (SEASON)

- 11 Tom Keane, 1953
- 10 Milt Davis, 1957
- 10 Lyle Blackwood, 1977
- 9 Bobby Boyd, 1964
- 9 Bobby Boyd, 1965
- 8 Andy Nelson, 1958
- 8 Ray Brown, 1958
- 8 Bobby Boyd, 1968
- 8 Charlie Stukes, 1971
- 8 Stan White, 1975
- 8 Eugene Daniel, 1985
- 8 Ray Buchanan, 1994

MOST (ROOKIE)

- 10 Milt Davis, 1957
- 8 Ray Brown, 1958
- 7 Bobby Boyd, 1960
- 6 Rick Volk, 1967
- 6 Eugene Daniel, 1984

MOST (GAME)

- 3 Bert Rechichar vs. Chi, Sept. 27, 1953
- 3 Tom Keane at Phil, Nov. 15, 1953
- 3 Tom Keane at LA Rams, Dec. 4, 1954
- 3 Gary Glick at Was, Nov. 26, 1961
- 3 Jerry Logan at NYJ, Oct. 18, 1970
- 3 Jackie Wallace at N.E., Sept. 12, 1976
- 3 Lyle Blackwood vs. NYJ, Nov. 20, 1977
- 3 Eugene Daniel vs. G.B., Oct. 27, 1985
- 3 Leonard Coleman vs. N.O., Oct. 12, 1986
- 3 Mike Prior vs. Pho, Dec. 20, 1992

MOST (ROOKIE-GAME)

- 2 (14 times) Most: Milt Davis (3)/Ray Brown (3)/Bobby Boyd (2)/Last: Bryant Jones vs. NYJ, Oct. 11, 1987

MOST GAMES INTERCEPTIONS (CAREER)

- 48 Bobby Boyd, 1960-68
- 31 Jerry Logan, 1963-72
- 29 Rick Volk, 1967-75
- 28 Don Shinnick, 1957-68

MOST GAMES INTERCEPTIONS (CAREER)

(Continued)

- 28 Eugene Daniel, 1984-95
- 26 Andy Nelson, 1957-63
- 24 Mike Prior, 1987-92
- 21 Bert Rechichar, 1953-59
- 21 Milt Davis, 1957-60
- 20 Stan White, 1972-79

MOST GAMES INTERCEPTIONS (SEASON)

- 8 Bobby Boyd, 1964
- 7 Tom Keane, 1953
- 7 Milt Davis, 1957
- 7 Bobby Boyd, 1962, 65
- 7 Ray Buchanan, 1994
- 6 (Many times) Last: Mike Prior, 1992

MOST GAMES INTERCEPTIONS (ROOKIE)

- 7 Milt Davis, 1957
- 6 Eugene Daniel, 1984
- 5 Ray Brown, 1958
- 5 Bobby Boyd, 1960
- 5 Rick Volk, 1967

MOST CONSC. GAMES INTERCEPTIONS (CAREER)

- 5 Ray Buchanan, G10-14, 1994
- 4 Carl Taseff, G8-11, 1958
- 4 Don Shinnick, G11-12-1959/G1-2-1960
- 4 Charlie Stukes, G2-5, 1971
- 3 (24 times) Last: Ray Buchanan, G12-14, 1994

MOST CONSC. GAMES INTERCEPTIONS (ROOKIE)

- 3 Milt Davis, G1-3, 1957
- 3 Don Shinnick, G1-3, 1957
- 3 Eugene Daniel, G13-15, 1984
- 2 (Many times) Last: Jason Belsler, G11-12, 1992

MOST GAMES 2+ INTERCEPTIONS (CAREER)

- 9 Bobby Boyd, 1960-68
- 9 Don Shinnick, 1957-68
- 6 Milt Davis, 1957-60
- 6 Andy Nelson, 1957-63
- 5 Stan White, 1972-79
- 4 Tom Keane, 1953-54
- 4 Charlie Stukes, 1967-72
- 3 Blackwood/Brown/Thompson

MOST GAMES 2+ INTERCEPTIONS (ROOKIE)

- 3 Milt Davis, 1957
- 3 Ray Brown, 1958
- 2 Bobby Boyd, 1960
- 1 Braziel/Daniel/Eggers/Nelson/Volk

COLTS INDIVIDUAL RECORDS

MOST YARDS RETURNED (CAREER)

- 994 Bobby Boyd, 1960-68
- 518 Rick Volk, 1967-75
- 410 Milt Davis, 1957-60
- 397 Jerry Logan, 1963-72
- 383 Eugene Daniel, 1984-95
- 379 Bruce Laird, 1972-81
- 372 Lyle Blackwood, 1977-80
- 365 Andy Nelson, 1957-63
- 351 Mike Prior, 1987-92
- 348 Stan White, 1972-79

MOST YARDS RETURNED (SEASON)

- 225 Keith Taylor, 1989
- 221 Ray Buchanan, 1994
- 219 Milt Davis, 1957
- 199 Andy Nelson, 1958
- 185 Bobby Boyd, 1964
- 163 Bobby Boyd, 1962
- 163 Lyle Blackwood, 1977
- 160 Bobby Boyd, 1968
- 154 Rick Volk, 1968
- 149 Ray Brown, 1958

MOST YARDS RETURNED (ROOKIE)

- 219 Milt Davis, 1957
- 149 Ray Brown, 1958
- 145 Rick Volk, 1967
- 132 Bobby Boyd, 1960
- 94 James Burroughs, 1982

MOST YARDS RETURNED (GAME) *ROOKIE

- 121 *Milt Davis at Chi, Nov. 17, 1957
- 116 Andy Nelson vs. G.B., Nov. 2, 1958
- 113 Ray Buchanan at N.E., Dec. 11, 1994
- 97 Eugene Daniel vs. NYJ, Oct. 29, 1995
- 94 *Rick Volk at Chi, Oct. 8, 1967
- 94 *James Burroughs at Min, Dec. 12, 1982
- 90 Rick Volk at S.F., Oct. 13, 1968
- 90 *Steve Emtman at Mia, Oct. 25, 1992
- 84 *Bobby Boyd vs. Det, Dec. 4, 1960
- 82 Keith Taylor vs. Buf, Oct. 8, 1989

HIGHEST RETURN AVERAGE (CAREER-12 INT)

- 22.2 Ray Buchanan, 1993-94
- 19.9 Bruce Laird, 1972-81
- 19.6 Lyle Blackwood, 1977-80
- 18.3 Ray Brown, 1958-60
- 17.4 Bobby Boyd, 1960-68
- 16.7 Rick Volk, 1967-75
- 15.2 Milt Davis, 1957-60
- 14.0 Don Shula, 1953-56
- 13.9 Stan White, 1972-79
- 13.0 Mike Prior, 1987-92

HIGHEST RETURN AVERAGE (SEASON-3 INT)

- 47.3 Eugene Daniel, 1995
- 36.5 Lyle Blackwood, 1978
- 32.1 Keith Taylor, 1989
- 31.5 Jackie Wallace, 1975
- 27.6 Ray Buchanan, 1994

HIGHEST RETURN AVERAGE (SEASON-3 INT)

(Continued)

- 25.7 Wendell Harris, 1965
- 25.7 Rick Volk, 1968
- 24.9 Andy Nelson, 1958
- 24.8 Bill Pellington, 1959
- 24.2 Bobby Boyd, 1967
- 24.2 Rick Volk, 1967

HIGHEST RETURN AVERAGE (ROOKIE-3 INT)

- 24.2 Rick Volk, 1967
- 21.9 Milt Davis, 1957
- 18.9 Bobby Boyd, 1960
- 18.6 Ray Brown, 1958
- 12.3 Tom Maxwell, 1969
- 12.3 Larry Braziel, 1979

HIGHEST RETURN AVG (GAME-2 INT) *ROOKIE

- 60.5 *Milt Davis at Chi, Nov. 17, 1957
- 58.0 Andy Nelson vs. G.B., Nov. 2, 1958
- 56.5 Ray Buchanan at N.E., Dec. 11, 1994
- 42.0 *Bobby Boyd vs. Det, Dec. 4, 1960
- 41.0 Keith Taylor vs. Buf, Oct. 8, 1989
- 39.5 *Milt Davis at S.F., Dec. 8, 1957
- 31.5 Wendell Harris vs. Det, Oct. 10, 1965
- 27.5 *Ray Brown vs. Chi, Oct. 4, 1958
- 27.5 Bobby Boyd vs. Atl, Dec. 1, 1968

LONGEST RETURN (*ROOKIE)

- 971 Eugene Daniel vs. NYJ, Oct. 29, 1995
- 941 *Rick Volk at Chi, Oct. 8, 1967
- 941 *James Burroughs at Min, Dec. 12, 1982
- 90 Rick Volk at S.F., Oct. 13, 1968
- 90t *Steve Emtman at Mia, Oct. 25, 1992
- 90t Ray Buchanan at N.E., Dec. 11, 1994
- 80 John Holt vs. S.D., Nov. 30, 1986
- 80t Keith Taylor vs. Buf, Oct. 8, 1989
- 79t Lyle Blackwood at St.L., Oct. 8, 1978
- 77 Keith Taylor vs. Cle, Dec. 10, 1989
- 75 *Milt Davis at S.F., Dec. 8, 1957

MOST TOUCHDOWNS (CAREER)

- 5 Jerry Logan, 1963-72
- 4 Bobby Boyd, 1960-68
- 3 Milt Davis, 1957-60
- 3 Andy Nelson, 1957-63
- 3 Ray Buchanan, 1993-94
- 2 Blackwood/Curtis/Daniel/Haymond/Lyles/Wallace/White

MOST TOUCHDOWNS (SEASON) *ROOKIE

- 3 Ray Buchanan, 1994
- 2 *Milt Davis, 1957
- 2 Jerry Logan, 1965, 70
- 2 Jackie Wallace, 1975
- 2 Lyle Blackwood, 1978

*ROOKIES with 1

(Braziel/Burroughs/Emtman/Volk)

CONSC. GAMES WITH TOUCHDOWNS

- 2 Ray Buchanan, G13-14, 1994

PUNTING

MOST (CAREER)

- 985 Rohn Stark, 1982-94
- 838 David Lee, 1966-78
- 232 Tom Gilburg, 1961-65
- 119 Cotton Davidson, 1954, 57
- 99 Bucky Dilts, 1979
- 95 Ray Brown, 1958-60
- 82 Mike Bragg, 1980

MOST (SEASON)

- 99 Bucky Dilts, 1979
- 98 Rohn Stark, 1984
- 92 David Lee, 1978
- 91 Rohn Stark, 1983
- 86 David Lee, 1975
- 83 Rohn Stark, 1992, 93
- 82 David Lee, 1977
- 82 Mike Bragg, 1980
- 82 Rohn Stark, 1991

MOST (ROOKIE)

- 72 Cotton Davidson, 1954
- 54 Ray Brown, 1958
- 51 Dave Sherer, 1959
- 49 David Lee, 1966
- 46 Rohn Stark, 1982 (9-game season)

MOST (GAME)

- 11 Cotton Davidson at Chi, Oct. 10, 1954
- 11 Joe Don Looney at S.F., Nov. 29, 1964
- 11 David Lee at Mia, Nov. 11, 1973
- 11 David Lee at N.E., Oct. 19, 1975
- 10 Ray Brown at S.F., Dec. 18, 1960
- 10 David Lee at Buf, Dec. 1, 1974
- 10 David Lee at NYG, Dec. 7, 1975
- 10 Bucky Dilts at K.C., Sept. 2, 1979
- 10 Rohn Stark at Den, Dec. 11, 1983
- 10 Rohn Stark at LA Raid, Nov. 25, 1984
- 10 Rohn Stark at N.E., Oct. 2, 1988

COLTS INDIVIDUAL RECORDS

MOST (GAME) (Continued)

10 Rohn Stark at N.E., Dec. 8, 1991

MOST (ROOKIE-GAME)

11 Cotton Davidson at Chi, Oct. 10, 1954
11 Joe Don Looney at S.F., Nov. 29, 1964
9 Ray Brown at Chi, Nov. 16, 1958
9 David Lee vs. LA Rams, Nov. 27, 1966
8 Davidson (three times)

MOST PUNT YARDS (CAREER)

43162 Rohn Stark, 1982-94
34019 David Lee, 1966-78
9606 Tom Gilburg, 1961-65
4342 Cotton Davidson, 1954, 57
3726 Ray Brown, 1958-60

MOST PUNT YARDS (SEASON)

4383 Rohn Stark, 1984
4124 Rohn Stark, 1983
3716 Rohn Stark, 1992
3657 Bucky Dilts, 1979
3595 Rohn Stark, 1993
3584 Rohn Stark, 1985
3513 David Lee, 1978
3492 Rohn Stark, 1991
3432 Rohn Stark, 1986
3402 David Lee, 1975

MOST PUNT YARDS (ROOKIE)

2678 Cotton Davidson, 1954
2233 David Lee, 1966
2132 Dave Sherer, 1959
2044 Rohn Stark, 1982 (9-game season)
1804 Tom Gilburg, 1961

MOST PUNT YARDS (GAME)

462 Rohn Stark at Den, Dec. 11, 1983
456 Rohn Stark at N.E., Oct. 2, 1988
445 Joe Don Looney at S.F., Nov. 29, 1964
444 Rohn Stark at LA Raid, Nov. 25, 1984
425 Cotton Davidson at Chi, Oct. 10, 1954
423 Bucky Dilts at K.C., Sept. 2, 1979
413 Rohn Stark at N.E., Dec. 8, 1991
409 David Lee vs. LA Rams, Nov. 27, 1966
405 Ray Brown at Chi, Nov. 16, 1958
403 David Lee at N.E., Oct. 19, 1975

MOST PUNT YARDS (GAME-ROOKIE)

445 Joe Don Looney at S.F., Nov. 29, 1964
425 Cotton Davidson at Chi, Oct. 10, 1954
409 David Lee vs. LA Rams, Nov. 27, 1966
405 Ray Brown at Chi, Nov. 16, 1958
319 Rohn Stark at Min, Dec. 12, 1982

HIGHEST AVERAGE (CAREER-75 MIN)

43.8 Rohn Stark, 1982-94
41.4 Tom Gilburg, 1961-65
40.6 David Lee, 1966-78
39.4 Mike Garrett, 1981
39.2 Ray Brown, 1958-60
39.1 Mike Bragg, 1980
36.9 Bucky Dilts, 1979

HIGHEST AVERAGE (SEASON-32 MIN)

45.9 Rohn Stark, 1985
45.6 David Lee, 1966
45.3 Rohn Stark, 1983
45.3 David Lee, 1969
45.2 Rohn Stark, 1986
44.8 Rohn Stark, 1992
44.7 David Lee, 1970
44.7 Rohn Stark, 1984
44.4 Rohn Stark, 1982
43.5 Rohn Stark, 1988

HIGHEST AVERAGE (ROOKIE-32 MIN)

45.6 David Lee, 1966
44.4 Rohn Stark, 1982 (9-game season)
43.0 Tom Gilburg, 1961
42.4 Joe Don Looney, 1964
41.8 Dave Sherer, 1959

HIGHEST AVERAGE (GAME-3 MIN) *ROOKIE

56.3 *David Lee vs. S.F., Sept. 25, 1966
56.2 Rohn Stark vs. Den, Oct. 13, 1985
54.5 Rohn Stark at N.E., Sept. 4, 1983

HIGHEST AVERAGE (GAME-3 MIN) *ROOKIE (Continued)

54.0 Tom Gilburg vs. S.F., Oct. 3, 1965
53.7 *David Lee at Chi, Oct. 9, 1966
53.0 Tom Gilburg vs. Det, Sept. 30, 1962
53.0 *David Lee at Min, Sept. 18, 1966
52.3 Rohn Stark at Cin, Sept. 13, 1987
52.2 Rohn Stark at Buf, Sept. 18, 1983
51.5 Rohn Stark vs. Cle, Dec. 1, 1991
*Other 50.0+ Rookie: Stark at S.D., Dec. 26, 1982

40.0+ GAMES (CAREER-3 PUNT MIN)

143 Rohn Stark, 1982-94
96 David Lee, 1966-78
30 Tom Gilburg, 1961-65
8 Ray Brown/Chris Gardocki/Dave Sherer

40.0+ GAMES (SEASON-3 PUNT MIN)

14 Rohn Stark, 1983
13 Rohn Stark, 1984-85, 92-93
12 David Lee, 1979
12 Rohn Stark, 1986, 89-90
10 Tom Gilburg, 1963
10 David Lee, 1966
10 Rohn Stark, 1991, 94

50.0+ GAMES (CAREER-3 PUNT MIN)

15 Rohn Stark, 1982-94
6 David Lee, 1966-78
3 Tom Gilburg, 1961-65
1 Mike Garrett, 1981

50.0+ GAMES (SEASON-3 PUNT MIN)

3 David Lee, 1966
3 Rohn Stark, 1992
2 Tom Gilburg, 1962
2 Rohn Stark, 1983, 93
1 (13 times) Last: Rohn Stark, 1994

PUNTS BLOCKED (CAREER)

12 David Lee, 1966-78
7 Rohn Stark, 1982-94
2 Bragg/Dilts
1 Colquitt/Davidson

PUNTS BLOCKED (SEASON)

2 David Lee, 1973, 77, 78
2 Bucky Dilts, 1979
2 Mike Bragg, 1980
2 Rohn Stark, 1985, 87

PUNTS BLOCKED (GAME)

2 David Lee at Mia, Nov. 11, 1973

MOST TOUCHBACKS (CAREER)

111 Rohn Stark, 1982-94
76 David Lee, 1966-78
10 Tom Gilburg, 1961-65
8 Ray Brown, 1958-60
7 Chris Gardocki, 1995
5 Bragg/Davidson/Dilts
4 Looney/Sherer/Taliaferro

MOST TOUCHBACKS (SEASON)

14 Rohn Stark, 1985
13 Rohn Stark, 1993
12 David Lee, 1967
12 Rohn Stark, 1982
11 David Lee, 1975

MOST TOUCHBACKS (ROOKIE)

12 Rohn Stark, 1982
4 Brown/Sherer
3 David Lee, 1966

MOST TOUCHBACKS (GAME)

4 Rohn Stark at Buf, Oct. 20, 1985
4 Rohn Stark vs. Mia, Nov. 6, 1993
4 Rohn Stark at T.B., Sept. 11, 1994
3 (8 times) Stark (4)/Lee (2)/Davidson/Looney

MOST INSIDE 20 (CAREER, since 1976)

225 Rohn Stark, 1982-94
57 David Lee, 1966-78
22 Mike Bragg, 1980

MOST INSIDE 20 (SEASON)

24 Rohn Stark, 1990
23 Rohn Stark, 1986

COLTS INDIVIDUAL RECORDS

MOST INSIDE 20 (SEASON) (Continued)

- 22 Mike Bragg, 1980
- 22 Rohn Stark, 1992, 94
- 21 David Lee, 1976
- 21 Bucky Dilts, 1979
- 21 Rohn Stark, 1983, 84
- 20 Rohn Stark, 1983
- 19 David Lee, 1977

MOST INSIDE 20 (GAME)

- 5 David Lee at St.L., Dec. 4, 1976
- 5 Rohn Stark at N.E., Nov. 11, 1990
- 4 Bucky Dilts at Pit, Sept. 23, 1979
- 4 Rohn Stark at Cin, Oct. 2, 1983
- 4 Rohn Stark at Mia, Nov. 20, 1988
- 4 Rohn Stark at Buf, Dec. 2, 1984
- 3 (Many times) Last: Chris Gardocki at Buf, Sept. 17, 1995

LONGEST PUNTS

- 76 David Lee at NYG, Oct. 17, 1971
- 72 Rohn Stark at Mia, Sept. 23, 1984

LONGEST PUNTS (Continued)

- 69 Rohn Stark at Buf, Dec. 2, 1984
- 69 Chris Gardocki at Buf, Sept. 17, 1995 (twice)
- 68 David Lee vs. N.O., Dec. 10, 1967
- 68 Rohn Stark at Den, Dec. 11, 1983
- 68 Rohn Stark vs. Den, Oct. 13, 1985
- 67 David Lee at Sea, Nov. 12, 1978
- 67 Rohn Stark at Buf, Sept. 18, 1983
- 66 Tom Gilburg vs. S.F., Oct. 3, 1965
- 66 David Lee vs. G.B., Nov. 9, 1969
- 66 David Lee vs. Phil, Oct. 1, 1978

LONGEST PUNTS (ROOKIE)

- 64 Joe Don Looney at Det, Oct. 25, 1964
- 64 David Lee vs. S.F., Sept. 25, 1966
- 64 David Lee at LA Rams, Oct. 30, 1966
- 62 Joe Don Looney at LA Rams, Nov. 22, 1964
- 61 Tom Gilburg vs. LA Rams, Sept. 17, 1961

PUNT RETURNS

MOST (CAREER)

- 155 Clarence Verdin, 1988-93
- 112 Carl Taseff, 1953-61
- 109 Howard Stevens, 1975-77
- 108 Alvin Haymond, 1964-67
- 84 Rick Volk, 1967-75
- 79 Nesby Glasgow, 1979-87
- 71 Bert Rechichar, 1953-59
- 63 Jerry Logan, 1963-72
- 60 Bruce Laird, 1972-81
- 57 Robbie Martin, 1985-86

MOST (SEASON) *ROOKIE

- 44 *Nesby Glasgow, 1979
- 42 *Dewell Brewer, 1994
- 41 Alvin Haymond, 1965
- 40 Alvin Haymond, 1966
- 40 Robbie Martin, 1985
- 39 Howard Stevens, 1976
- 36 Howard Stevens, 1975
- 34 *Bruce Laird, 1972
- 34 Howard Stevens, 1977
- 31 Clarence Verdin, 1990

MOST (GAME)

- 9 Nesby Glasgow at K.C., Sept. 2, 1979
- 8 Howard Stevens vs. T.B., Oct. 3, 1976
- 7 Alvin Haymond vs. Det, Oct. 10, 1965
- 7 Alvin Haymond vs. LA Rams, Nov. 27, 1966
- 7 Larry Anderson vs. Den, Sept. 11, 1983
- 7 Robbie Martin at S.F., Oct. 5, 1986
- 6 (8 times) Last: Clarence Verdin at N.E., Nov. 11, 1990

MOST (ROOKIE-GAME)

- 9 Nesby Glasgow at K.C., Sept. 2, 1979
- 6 Bruce Laird vs. Buf, Dec. 3, 1972
- 5 (7 times) Last: Dewell Brewer at Sea, Dec. 4, 1994
- 4 (13 times) Last: Dewell Brewer vs. Mia, Dec. 18, 1994

MOST YARDAGE (CAREER)

- 1537 Clarence Verdin, 1988-93
- 1012 Howard Stevens, 1975-77
- 911 Alvin Haymond, 1964-67
- 826 Carl Taseff, 1953-61
- 651 Nesby Glasgow, 1979-87
- 577 Jerry Logan, 1963-72
- 552 Robbie Martin, 1985-86
- 548 Rick Volk, 1967-75
- 405 Bruce Laird, 1972-81
- 405 Ron Gardin, 1970-71

MOST YARDAGE (SEASON) *ROOKIE

- 443 Robbie Martin, 1985
- 403 Alvin Haymond, 1965
- 396 Howard Stevens, 1975
- 396 Clarence Verdin, 1990

MOST YARDAGE (SEASON) *ROOKIE

(Continued)

- 352 *Nesby Glasgow, 1979
- 347 Alvin Haymond, 1966
- 339 *Dewell Brewer, 1994
- 330 *Ron Gardin, 1970
- 315 Howard Stevens, 1976
- 303 *Bruce Laird, 1972

MOST YARDS (GAME)

- 148 Carl Taseff at GBM, Oct. 14, 1956
- 124 Clarence Verdin at N.E., Nov. 11, 1990
- 110 Ron Gardin vs. Mia, Nov. 1, 1970
- 107 Dewell Brewer vs. Mia, Dec. 18, 1994
- 106 Robbie Martin vs. Mia, Nov. 17, 1985
- 97 Alvin Haymond vs. S.F., Sept. 25, 1966
- 97 Clarence Verdin at Mia, Oct. 25, 1992
- 96 Clarence Verdin vs. N.E., Nov. 15, 1992
- 87 Leonard Dunlap vs. NYJ, Sept. 19, 1971
- 85 Howard Stevens vs. N.E., Dec. 21, 1975

MOST YARDS (GAME-ROOKIE)

- 110 Ron Gardin vs. Mia, Nov. 1, 1970
- 107 Dewell Brewer vs. Mia, Dec. 18, 1994
- 87 Leonard Dunlap vs. NYJ, Sept. 19, 1971
- 75 Nesby Glasgow at N.E., Nov. 18, 1979
- 72 Ron Gardin vs. NYJ, Dec. 19, 1970

HIGHEST AVERAGE (CAREER-30 MIN)

- 13.5 Ron Gardin, 1970-71
- 9.9 Clarence Verdin, 1988-93
- 9.7 Robbie Martin, 1985-86
- 9.3 Howard Stevens, 1975-77
- 9.2 Jerry Logan, 1963-72
- 8.4 Alvin Haymond, 1964-67
- 8.2 Nesby Glasgow, 1979-87
- 8.1 Dewell Brewer, 1994
- 7.4 Carl Taseff, 1953-61

HIGHEST AVERAGE (SEASON-14 MIN)

- 12.9 Clarence Verdin, 1989
- 12.8 Clarence Verdin, 1990
- 12.6 Wendell Harris, 1964
- 11.8 Ron Gardin, 1970
- 11.2 Clarence Verdin, 1992
- 11.1 Robbie Martin, 1985
- 11.0 Howard Stevens, 1975
- 10.9 Clarence Verdin, 1988
- 10.0 Jerry Logan, 1963
- 9.8 Alvin Haymond, 1965

HIGHEST AVERAGE (ROOKIE-14 MIN)

- 11.8 Ron Gardin, 1970
- 10.0 Jerry Logan, 1963
- 8.9 Bruce Laird, 1972
- 8.1 Dewell Brewer, 1994
- 8.0 Nesby Glasgow, 1979

COLTS INDIVIDUAL RECORDS

HIGHEST AVERAGE (GAME-2 MIN) *ROOKIE

- 37.5 Ron Gardin vs. NYJ, Sept. 19, 1971
- 37.0 Carl Taseff at GBM, Oct. 14, 1956
- 36.7 *Ron Gardin vs. Mia, Nov. 1, 1970
- 32.3 Clarence Verdin at Mia, Oct. 25, 1992
- 32.0 Alvin Haymond at Min, Nov. 14, 1965
- 26.8 *Dewell Brewer vs. Mia, Dec. 18, 1994
- 26.5 Robbie Martin vs. Mia, Nov. 17, 1985
- 24.3 Alvin Haymond vs. S.F., Sept. 25, 1966
- 24.0 *Ron Gardin vs. NYJ, Dec. 19, 1970
- 24.0 Clarence Verdin vs. N.E., Nov. 15, 1992

MOST FAIR CATCHES (CAREER)

- 56 Rick Volk, 1967-75
- 54 Clarence Verdin, 1988-93
- 34 Nesby Glasgow, 1979-87
- 25 Mike Prior, 1987-92
- 23 Howard Stevens, 1975-77
- 22 Alvin Haymond, 1964-67
- 20 Ron Gardin, 1970-71
- 17 Bruce Laird, 1972-81
- 16 Bill Brooks, 1986-92

MOST FAIR CATCHES (SEASON) *ROOKIE

- 20 *Ron Gardin, 1970
- 20 Rick Volk, 1971
- 17 Clarence Verdin, 1993
- 15 Nesby Glasgow, 1980
- 12 Clarence Verdin, 1992
- 12 Mike Prior, 1992

MOST FAIR CATCHES (SEASON) *ROOKIE

(Continued)

- 11 *Bruce Laird, 1972
- 11 *Nesby Glasgow, 1979

MOST FAIR CATCHES (GAME) *ROOKIE

- 4 Timmy Brown at NYG, Nov. 2, 1968
- 4 *Ron Gardin at Mia, Nov. 22, 1970
- 3 (15 times) Last: Clarence Verdin vs. Phi, Dec. 19, 1993

LONGEST RETURN (*ROOKIE)

- 90t Carl Taseff at GBM, Oct. 14, 1956
- 84t Clarence Verdin at Mia, Oct. 25, 1992
- 80t *Ron Gardin vs. Mia, Nov. 1, 1970
- 75t *Nesby Glasgow at N.E., Nov. 18, 1979
- 75t *Dewell Brewer vs. Mia, Dec. 18, 1994
- 73t Clarence Verdin at Cle, Sept. 19, 1988

LONGEST RETURN (*ROOKIE) (Continued)

- 71t Carl Taseff vs. G.B., Oct. 31, 1953
- 70t Robbie Martin vs. Mia, Nov. 17, 1985
- 65 Ron Gardin vs. NYJ, Sept. 19, 1971
- 64 Alvin Haymond vs. S.F., Sept. 25, 1966

MOST TOUCHDOWNS (CAREER)

- 4 Clarence Verdin, 1988-93
- 2 Carl Taseff, 1953-62
- 1 Brewer/Gardin/Glasgow/Logan/Martin

MOST TOUCHDOWNS (SEASON)

- 2 Clarence Verdin, 1992

KICKOFF RETURNS

MOST (CAREER)

- 169 Clarence Verdin, 1988-93
- 148 Albert Bentley, 1985-91
- 137 Bruce Laird, 1972-81
- 84 Nesby Glasgow, 1979-87
- 67 Larry Anderson, 1982-84
- 62 Tom Matte, 1961-72
- 56 Ronald Humphrey, 1994-95
- 53 Robbie Martin, 1985-86
- 49 Lenny Moore, 1956-67
- 49 Marshall Johnson, 1975-80
- 49 Zachary Dixon, 1980-82

MOST (SEASON)

- 50 Nesby Glasgow, 1979
- 50 Clarence Verdin, 1993
- 41 Marshall Johnson, 1978
- 39 Albert Bentley, 1988
- 39 Clarence Verdin, 1992
- 36 Zachary Dixon, 1981
- 36 Clarence Verdin, 1991
- 35 Ronald Humphrey, 1994
- 33 Nesby Glasgow, 1980
- 32 (3 times)

MOST (ROOKIE)

- 50 Nesby Glasgow, 1979
- 29 Bruce Laird, 1972
- 20 Bake Turner, 1962
- 20 Kim Anderson, 1980
- 20 Kevin Williams, 1981

MOST (GAME)

- 7 Nesby Glasgow at N.E., Nov. 18, 1979
- 7 Albert Bentley at NYJ, Dec. 10, 1988
- 6 (8 times) Last: Clarence Verdin at Mia., Oct. 24, 1993

MOST (ROOKIE-GAME)

- 7 Nesby Glasgow at N.E., Nov. 18, 1979
- 6 Bruce Laird vs. NYJ, Sept. 24, 1972
- 6 Nesby Glasgow vs. N.E., Oct. 28, 1979
- 6 Stacey Simmons at Phi, Sept. 30, 1990

MOST YARDAGE (CAREER)

- 3420 Clarence Verdin, 1988-93
- 3406 Bruce Laird, 1972-81
- 3175 Albert Bentley, 1985-91
- 1904 Nesby Glasgow, 1979-87
- 1369 Jim Duncan, 1969-71
- 1367 Tom Matte, 1961-72
- 1351 Larry Anderson, 1982-84

MOST YARDAGE (CAREER) (Continued)

- 1236 Ronald Humphrey, 1994-95
- 1233 Preston Pearson, 1967-68
- 1180 Lenny Moore, 1956-67

MOST YARDAGE (SEASON)

- 1126 Nesby Glasgow, 1979
- 1050 Clarence Verdin, 1993
- 927 Marshall Johnson, 1978
- 843 Bruce Laird, 1972
- 815 Clarence Verdin, 1992
- 799 Bruce Laird, 1975
- 783 Ronald Humphrey, 1994
- 775 Albert Bentley, 1988
- 743 Nesby Glasgow, 1980
- 737 Zachary Dixon, 1981

MOST YARDAGE (ROOKIE)

- 1126 Nesby Glasgow, 1979
- 843 Bruce Laird, 1972
- 504 Bake Turner, 1962
- 399 Kevin Williams, 1981

MOST YARDAGE (GAME)

- 195 Alvin Haymond vs. Phi, Nov. 21, 1965
- 181 Bruce Laird vs. NYJ, Sept. 24, 1972
- 169 Marshall Johnson at Dal, Sept. 4, 1978
- 162 Phil Smith vs. St.L., Sept. 16, 1984
- 155 Lenny Lyles vs. Was, Oct. 26, 1958

MOST YARDAGE (GAME-ROOKIE)

- 181 Bruce Laird vs. NYJ, Sept. 24, 1972
- 155 Lenny Lyles vs. Was, Oct. 26, 1958
- 140 Nesby Glasgow vs. Hou, Oct. 14, 1979

HIGHEST AVERAGE (CAREER-30 MIN)

- 32.6 Jim Duncan, 1969-71
- 27.9 Johnny Sample, 1958-60
- 27.5 Buddy Young, 1953-55
- 27.4 Lenny Lyles, 1958, 61-69
- 26.8 Preston Pearson, 1967-68
- 26.5 Cotton Speyrer, 1972-74
- 26.4 Alvin Haymond, 1964-67
- 25.6 Tony Lorick, 1964-67
- 24.9 Bruce Laird, 1972-81
- 24.1 Lenny Moore, 1956-67

HIGHEST AVERAGE (SEASON-14 MIN)

- 35.4 Jim Duncan, 1970
- 35.1 Preston Pearson, 1968
- 30.7 Alvin Haymond, 1965
- 29.5 Jim Duncan, 1969

COLTS INDIVIDUAL RECORDS

HIGHEST AVERAGE (SEASON-14 MIN)

(Continued)

- 29.2 Cotton Speyrer, 1973
- 29.1 Bruce Laird, 1972
- 28.8 Johnny Sample, 1960
- 26.9 Johnny Sample, 1959
- 26.3 Joe Washington, 1978
- 26.3 Bruce Laird, 1974

HIGHEST AVERAGE (ROOKIE-14 MIN)

- 29.1 Bruce Laird, 1972
- 25.2 Bake Turner, 1962
- 24.6 Joe Don Looney, 1964
- 23.5 Jack Call, 1957
- 22.5 Nesby Glasgow, 1979

HIGHEST AVERAGE (GAME-2 MIN)

- 66.0 Aaron Bailey at Jack., Dec. 10, 1995
- 63.5 Preston Pearson at S.F., Oct. 13, 1968
- 62.0 Cotton Speyrer vs. Buf, Nov. 25, 1973
- 59.5 Johnny Sample vs. Chi, Oct. 2, 1960
- 58.5 Lenny Lyles vs. Chi, Oct. 4, 1958
- 56.0 Joe Washington at N.E., Sept. 18, 1978
- 51.7 Lenny Lyles vs. Was, Oct. 26, 1958
- 47.5 Bruce Laird at N.E., Nov. 6, 1972
- 46.7 Jim Duncan at Mia, Nov. 22, 1970
- 46.3 Ronald Humphrey at Pit, Sept. 18, 1994

LONGEST RETURNS

- 104t Buddy Young at Phi, Nov. 15, 1953
- 103t Lenny Lyles vs. Chi, Oct. 4, 1958
- 102t Preston Pearson at Det, Nov. 10, 1968
- 101t Lenny Lyles vs. Was, Oct. 26, 1958
- 101t Cotton Speyrer vs. Buf, Nov. 25, 1973

MOST TOUCHDOWNS (CAREER)

- 2 Lenny Lyles, 1958, 61-69
- 2 Preston Pearson, 1967-68
- 2 Jim Duncan, 1969-71

MOST TOUCHDOWNS (SEASON)

- 2 Lenny Lyles, 1958
- 2 Preston Pearson, 1968

TOUCHDOWNS ON OPENING

KICKOFF COLTS

- 104 Buddy Young at Phi, Nov. 11, 1953
- 96 Preston Pearson at S.F., Oct. 13, 1968
- 95 Ronald Humphrey at Pit, Sept. 18, 1994
- 95 Aaron Bailey at Jack., Dec. 10, 1995

OPPONENTS

- 99 Allen Carter vs. N.E., Dec. 21, 1975
- 95 Sammy Martin vs. N.E., Nov. 27, 1988

LONGEST NON-SCORING RETURN

- Colts: 90 Kendall Williams at Cin, Oct. 2, 1983
- Opp: 96 Joe Arenas at S.F., Dec. 16, 1956

FUMBLES

MOST RECOVERIES (SEASON)

- 6 Barney Poole, 1953
- 6 Stan White, 1973

MOST RECOVERIES (GAME)

- 2 (21 times) Last: Chris Goode at GB, Nov. 13, 1988

MOST RECOVERIES CONSECUTIVE GAMES

- 3 Fred Cook, G8-10, 1975
- 2 (32 times) Last: Quentin Coryatt, G11-12, 1995

LONGEST FUMBLE RETURNS

- 78t Quentin Coryatt at Pit, Sept. 18, 1994
- 75t Tony Bennett vs. Hou, Sept. 4, 1994
- 64t Stan White vs. Buf, Dec. 12, 1976
- 56t Rodney Culver vs. Mia, Sept. 5, 1993
- 54t Chris Goode vs. Mia, Oct. 28, 1990
- 52t Johnnie Cooks at N.E., Sept. 4, 1983
- 49t Fred Cook vs. NYJ, Nov. 16, 1975
- 44t Derrel Luce at Pit, Dec. 9, 1978
- 41t Larry Anderson vs. Den, Sept. 11, 1983
- 34t Bobby Boyd at G.B., Sept. 29, 1963

COLTS TEAM RECORDS

WON-LOSS-TIE

MOST WINS (SEASON)

13	1968	10	1965
12	1964	10	1971
11	1967	10	1975
11	1970	10	1977
11	1976		

MOST CONSECUTIVE WINS

11	9/20/64	at G.B. to 11/29/64	vs. S.F.
----	---------	---------------------	----------

MOST CONSECUTIVE HOME WINS

9	11/2/75	vs. Cle to 11/1/76	vs. Hou
---	---------	--------------------	---------

MOST CONSECUTIVE ROAD WINS

8	9/22/68	at Atl to 12/29/68	at Cle
---	---------	--------------------	--------

MOST CONSECUTIVE GAMES WITHOUT LOSS

15	12/18/66	at S.F. to 12/10/67	vs. N.O.
----	----------	---------------------	----------

MOST LOSSES (SEASON)

15	1991
----	------

MOST CONSECUTIVE LOSSES

14	9/13/81	vs. Buf to 12/13/81	at Was
----	---------	---------------------	--------

MOST CONSECUTIVE HOME LOSSES

9	9/22/74	vs. G.B. to 10/12/75	vs. Buf
---	---------	----------------------	---------

MOST CONSECUTIVE ROAD LOSSES

12	9/20/81	at Den to 12/26/82	at S.D.
----	---------	--------------------	---------

MOST TIED GAMES (SEASON)

2	1967
---	------

MOST CONSECUTIVE TIES

2	10/15/67	vs. L.A. Rams to 10/22/67	at Min
---	----------	---------------------------	--------

SCORING

COLTS (SEASON)

MOST		FEWEST	
428	1964	113	1982
417	1976	131	1954
402	1968	143	1991
395	1975	182	1953
394	1967	189	1993

OPP (SEASON)

MOST		FEWEST	
533	1981	140	1971
421	1978	144	1968
414	1984	198	1967
400	1986	203	1958
387	1980	225	1964

COLTS MOST (QUARTER)

28	(5 times)
27	(3 times)
24	(5 times)
21	(33 times)
20	(6 times)

OPP MOST (QUARTER)

28	vs. Cle	12/ 1/91
27	at N.E.	11/18/79
24	(4 times)	
21	(28 times)	
20	(3 times)	

COLTS MOST (HALF)

45	vs. Den	10/31/88 (1)
42	vs. LA Rams	11/25/56 (2)
38	vs. GBM	10/13/57 (2)
35	(4 times)	

OPP MOST (HALF)

38	at Chi	10/21/56 (2)
37	vs. Chi	11/25/62 (2)
37	at N.E.	11/23/80 (2)
35	vs. NYJ	11/ 3/85 (1)
33	at N.E.	11/18/79 (1)

COLTS MOST (GAME)

58	vs. Buf	12/12/76
56	vs. LA Rams	11/25/56
56	vs. G.B.	11/ 2/58
55	vs. Den	10/31/88
52	vs. Chi	9/27/64

OPP MOST (GAME)

58	at Chi	10/21/56
57	vs. Chi	11/25/62
52	at Min	9/28/69
50	vs. N.E.	11/18/84
48	vs. LA Rams	9/26/54

LARGEST VICTORY MARGIN

56	vs. G.B.	11/ 2/58
52	vs. Chi	9/27/64
44	vs. Atl	12/ 1/68
43	at Buf	10/10/71
42	at Atl	11/12/67
30+	alltime margins:	25

LARGEST DEFEAT MARGIN

57	vs. Chi	11/25/62
48	vs. LA Rams	9/26/54
44	at Mia	11/11/73
43	at LA Rams	12/ 5/53
42	(2 times)	
30+	alltime deficits:	23

MOST POINTS BOTH TEAMS

89	vs. Chi	10/ 4/58
85	at Chi	10/21/56
79	at Buf	11/ 9/75
78	(3 times)	
70+	Games:	22

FEWEST POINTS BOTH TEAMS

6	vs. Buf	12/ 1/74
6	vs. NYJ	10/11/87
6	at N.E.	12/ 6/92
9	vs. NYJ	10/11/92

MOST SHUTOUTS (SEASON)

COLTS 3	1968, 1971
OPP 3	1972

MOST CONS. SHUTOUTS (OPP)

2	(9/ 4- 9/10/78)
2	(11/21-11/28/82)
2	(11/ 1-11/ 8/92)

COLTS MOST CONS. GAMES SCORING

104	10/24/54	to 11/18/62
90	12/12/65	to 10/ 8/72
61	11/27/83	to 11/15/87
55	11/29/87	to 9/ 8/91

OPP MOST CONS. GAMES SCORING

161	11/ 1/76	to 10/ 4/87
68	10/31/88	to 11/29/92
65	9/27/53	to 10/26/58
56	11/ 1/64	to 10/27/68

COLTS TEAM RECORDS

Touchdowns

COLTS (SEASON)	
MOST	FEWEST
54 1964	12 1982
53 1958	14 1954
52 1975	14 1991
51 1976	16 1993
50 1968	22 1974

OPP (SEASON)	
MOST	FEWEST
68 1981	16 1968
54 1978	18 1971
50 1984	21 1967
47 (3 times)	25 1966
46 1953	25 1970

COLTS MOST (GAME)	
8 vs. LA Rams	11/25/56
8 vs. G.B.	11/ 2/58
7 (7 times)	
6 (19 times)	

OPP MOST (GAME)	
8 at Chi	10/21/56
8 vs. Chi	11/25/62
7 at Min	9/28/69
6 (17 times)	

COLTS RUSH TDS (SEASON)	
MOST	FEWEST
29 1964	3 1991
28 1975	4 1954
26 1976	4 1982
24 1958	4 1993
23 1971, 88	7 1953, 66

OPP RUSH TDS (SEASON)	
MOST	FEWEST
30 1981	5 1967
23 1991	6 1968
21 1953	6 1970
21 1954	6 1987
21 1978	7 1966

COLTS MOST RUSHING (GAME)	
5 at Det	10/19/58
5 vs. Was	11/ 2/69
5 vs. Hou	11/ 1/76
5 vs. Buf	10/ 6/85
5 vs. Den	10/31/88
4 (13 times) Last: vs. NYJ 11/6/88	

OPP MOST RUSHING (GAME)	
5 vs. Cle	11/ 1/59
4 (9 times) Last: vs. S.D. 10/18/92	

COLTS PASS TDS (SEASON)	
MOST	FEWEST
33 1959	6 1982
31 1965	9 1954
28 1968	9 1974
27 1962	10 (3 times)
26 (3 times)	

OPP PASS TDS (SEASON)	
MOST	FEWEST
37 1981	8 1960
31 1983	9 1958
31 1984	9 1968
29 1978	9 1971
28 1986	10 1977

COLTS MOST PASSING (GAME)	
5 vs. G.B.	11/ 2/58
5 at Dal	10/30/60
5 vs. Min	12/16/62
5 at Min	11/14/65
5 vs. Det	10/16/66
5 vs. Buf	10/ 4/87
4 (24 times) Last: vs. Mia 12/17/89	

OPP MOST PASSING (GAME)	
7 at Min	9/28/69
6 vs. NYJ	9/24/72
5 at Chi	10/21/56
5 at S.D.	12/26/82
5 at Pit	9/ 8/85
4 (16 times) Last: vs. Mia. 11/26/95	

MOST RETURN TDS (SEASON)	
COLTS	OPP
7 1994	8 1973
6 1968/70	6 1977/80
5 1959/67/75/78/89	5 1956/58/86
4 1957/63/65	4 (9 times)

MOST DEFENSIVE TDS (SEASON)	
COLTS	OPP
5 1975/94	6 1973
4 (6 times)	4 (7 times)
3 1957/66/70	3 (6 times)

MOST KICK RETURN TDS (SEASON)	
COLTS	OPP
3 1970/89	3 1977/79
2 (8 times)	2 (6 times)

Points After Touchdowns

COLTS (SEASON)	
MOST	FEWEST
53 1964	11 1982
51 1975	12 1954
49 1976	14 1991
48 1958	15 1993
48 1968	22 1974

COLTS (GAME)	
8 vs. LA	11/25/56
8 vs. GB	11/ 2/58

OPP (SEASON)	
MOST	FEWEST
65 1981	15 1968
53 1978	17 1971
47 1984	21 1967
46 1986	25 1966
46 1991	25 1970

OPP (GAME)	
7 at Chi	10/21/56
7 at Min	9/28/69

Field Goals

COLTS (SEASON)	
MOST	FEWEST
30 1983	3 1956
27 1987	5 1958
26 1993	6 1959
25 1988	7 1953
24 1963	7 1957

OPP (SEASON)	
MOST	FEWEST
32 1989	5 1971
32 1990	6 1958
27 1994	6 1975
25 1985	8 1956
25 1995	9 (3 times)

COLTS MOST (GAME)	
5 at LA Rams	12/ 4/54
5 vs. S.F.	9/25/66
5 at Phi	10/30/83
5 vs. Mia	9/25/88
4 (9 times)	

OPP MOST (GAME)	
5 at Was	11/18/73
5 at N.E.	12/ 3/89
5 vs. Cin.	9/ 3/95
4 (11 times)	

MOST ATT (SEASON)	
39 1961/63/66/72	
37 1967	
35 1964/83	

COLTS TEAM RECORDS

OPP MOST ATT (SEASON)

43 1989/90
38 1995
35 1970/86
34 1969/94

FEWEST ATT (SEASON)

14 1958
16 1956
17 1978
18 (5 times)

OPP FEWEST ATT (SEASON)

10 1975
14 1955
16 1953

OPP FEWEST ATT (SEASON) (Continued)

17 1958
18 1971

MOST ATT (GAME)

7 at LA Rams 12/ 4/54
6 (7 times)
5 (16 times)

OPP MOST ATT (GAME)

7 at N.E. 12/ 3/89
6 at NYJ 11/29/81
6 at Buf 9/ 9/90
5 (20 times)

TOTAL FIRST DOWNS

COLTS (SEASON)

MOST	FEWEST
327 1980	152 1982
311 1988	157 1953
301 1976	169 1954
291 1979	206 1955
289 1967	216 1956

OPP (SEASON)

MOST	FEWEST
406 1981	166 1971
343 1984	188 1958
338 1980	195 1959
336 1989	195 1960
334 1986, 93	197 1982

COLTS MOST (GAME)

33 vs. NYJ 12/15/74
32 at Mia 11/15/87
31 vs. T.B. 10/ 8/76
30 vs. G.B. 11/ 2/58
30 at Atl 11/12/67

OPP MOST (GAME)

34 at Min 9/28/69
34 at Phi 11/15/81
33 at Mia 9/15/85
32 at Pit 9/18/94
31 (2 times)

COLTS FEWEST (GAME)

4 at Mia 11/11/73
5 at N.E. 11/11/90
6 at LA Rams 12/ 5/53
6 vs. Det 11/ 6/54
6 at Buf 11/28/82

OPP FEWEST (GAME)

3 vs. S.F. 11/22/59
4 at Buf 10/10/71
5 vs. S.F. 10/13/63
5 vs. StL 9/17/72
6 (2 times)

MOST BOTH TEAMS

57 vs. NYJ 12/15/74
54 at Mia 11/15/87
52 vs. LA Rams 11/25/56
51 at S.F. 10/31/65
51 vs. Cle 11/ 9/80

FEWEST BOTH TEAMS

19 at Buf 12/ 1/74
19 at N.E. 11/11/90
21 at Mia 11/11/73
22 (5 times)

Rushing

COLTS (SEASON)

MOST	FEWEST
153 1988	55 1991
146 1983	62 1982
133 1976	64 1960
131 1975	66 1954
131 1985	70 (2 times)

OPP (SEASON)

MOST	FEWEST
162 1981	60 1971
153 1978	65 1959
151 1993	69 1957
140 1980	70 1958
140 1991	70 1969

COLTS MOST (GAME)

18 at Det 10/19/58
18 vs. S.F. 11/22/59
18 vs. Buf 10/ 6/85
16 (5 times)

OPP MOST (GAME)

19 vs. Mia 10/29/72
19 vs. Dal 12/ 6/81
18 at G.B. 10/18/53
17 (3 times)

COLTS FEWEST (GAME)

0 vs. LA Rams 11/27/66
0 at N.E. 11/11/90
0 vs. Phi 12/19/93
1 (12 times)

OPP FEWEST (GAME)

0 vs. Chi 10/ 5/57
0 vs. S.F. 10/13/63
0 at Buf 10/10/71
0 at T.B. 9/11/94
1 (9 times)

Passing

COLTS (SEASON)

MOST	FEWEST
180 1993	66 1953
174 1980	79 1963
174 1992	80 1982
173 1986	90 1954
163 1991	92 1955

OPP (SEASON)

MOST	FEWEST
214 1981	89 1982
194 1984	95 1953
192 1985	95 1971
192 1989	98 1955
192 1994	98 1960

COLTS TEAM RECORDS

COLTS MOST (GAME)

22 vs. NYJ	12/15/74
20 vs. Cle	11/ 1/59
18 at S.F.	10/31/65
18 vs. K.C.	9/28/70
18 vs. Mia	11/25/79
18 at Buf	10/ 4/87

OPP MOST (GAME)

24 at Min	9/28/69
24 at Mia	9/15/85
23 vs. Mia	12/ 9/84
21 vs. Buf	10/ 8/89
20 (3 times)	

COLTS FEWEST (GAME)

1 at Cle	9/16/73
1 vs. Buf	10/13/74
1 at Mia	11/23/75
2 (5 times)	

OPP FEWEST (GAME)

1 at GBM	11/24/91
2 (6 times)	
3 (5 times)	

Penalty

COLTS (SEASON)

MOST	FEWEST
36 1979	10 1982
30 1972	11 1956
30 1973	12 1962
28 (3 times)	13 (3 times)
25 (4 times)	

OPP (SEASON)

MOST	FEWEST
34 1980	11 1960
32 1983	11 1971
30 1981	12 1958
30 1995	12 1959
29 1979	13 (2 times)

COLTS MOST (GAME)

9 vs. Pit	10/30/77
7 vs. G.B.	11/ 2/58
7 vs. Det	11/19/67
7 vs. Buf	12/17/78
7 vs. Pit	9/14/80

OPP MOST (GAME)

5 (6 times)	
4 (26 times)	

NET YARDS

COLTS (SEASON)

MOST	FEWEST
5236 1976	2483 1982
5206 1980	2716 1953
5018 1983	2934 1954
5008 1967	3464 1955
5006 1985	3506 1973

OPP (SEASON)

MOST	FEWEST
6793 1981	2852 1971
5911 1978	3284 1958
5701 1986	3296 1982
5640 1983	3317 1960
5638 1993	3377 1968

COLTS MOST (GAME)

595 at Atl	11/12/67
576 vs. Min	12/16/62
574 vs. LA Rams	11/25/56
535 at Det	10/19/58
526 vs. LA Rams	12/15/63

OPP MOST (GAME)

622 at Min	9/28/69
597 at S.F.	12/13/53
583 at Dal	9/ 4/78
574 at Phi	11/15/81
573 vs. NYJ	9/24/72

COLTS FEWEST (GAME)

69 vs. Det	11/ 6/54
70 at LA Rams	12/ 5/53
86 at N.E.	10/23/77
88 at Buf	11/28/82
99 at S.D.	11/ 1/92

OPP FEWEST (GAME)

49 at Buf	10/10/71
89 vs. T.B.	10/ 3/76
94 at N.E.	12/ 6/92
97 at Was	11/26/61
113 vs. Was	9/25/60

MOST BOTH TEAMS

997 vs. LA Rams	11/25/56
985 vs. NYJ	9/24/72
964 at GBM	11/15/59
942 vs. Mia	9/27/81
919 at Cle	10/26/81

FEWEST BOTH TEAMS

328 at Buf	12/ 1/74
346 at NYJ	11/11/84
355 vs. NYJ	10/29/95
359 at N.E.	12/ 6/92
373 at Buf	10/20/85

OFFENSIVE PLAYS

COLTS (SEASON)

MOST	FEWEST
1117 1979	596 1982
1056 1980	840 1964
1046 1986	849 1966
1025 1983	851 1968
988 1985, 93	860 1970

OPP (SEASON)

MOST	FEWEST
1116 1984	605 1982
1111 1981	746 1971
1109 1989	818 1967
1090 1994	827 1963
1080 1980	847 1973

COLTS MOST (GAME)

88 at S.F.	9/22/63
88 vs. Mia	12/14/75
87 vs. Den	11/10/74
86 vs. T.B.	10/ 3/76
85 at NYJ	9/ 7/80

OPP MOST (GAME)

88 vs. N.E.	10/29/89
86 at T.B.	10/ 4/92
85 vs. Dal	12/ 6/81
84 at Min	9/28/69
84 vs. Buf	12/13/87

COLTS TEAM RECORDS

COLTS LEAST (GAME)

38 at Buf	11/28/82
41 vs. Mia	10/28/90
43 vs. NYJ	10/29/95
45 vs. Mia	11/ 1/70
45 vs. Dal	12/ 6/81
45 vs. Chi	9/11/88

OPP LEAST (GAME)

39 at S.F.	9/22/63
40 at Chi	9/21/75
41 at Buf	10/10/71
41 at NYJ	10/20/74
42 (2 times)	

RUSHING

Attempts

COLTS (SEASON)

MOST	FEWEST
601 1983	293 1982
566 1977	335 1990
565 1976	345 1960
545 1988	354 1991
536 1973, 75	364 1954

OPP (SEASON)

MOST	FEWEST
662 1978	325 1959
607 1981	331 1958
575 1993	348 1982
574 1980	352 1971
559 1984	375 1957, 68

COLTS MOST (GAME)

60 vs. S.F.	11/22/59
58 at NYJ	10/20/74
58 at Atl	11/17/74
57 at NYJ	11/11/84
53 vs. Hou	11/ 1/76
53 at Phi	10/30/83

OPP MOST (GAME)

66 vs. Dal	12/ 6/81
58 at N.E.	12/26/93
56 at G.B.	10/18/53
56 at Buf	11/28/82
53 at Mia	10/27/74

COLTS FEWEST (GAME)

11 vs. Was	12/22/90
12 vs. Mia	10/28/90
12 at S.D.	11/ 1/92
12 vs. Phi	12/19/93
13 at Sea	9/29/91

OPP FEWEST (GAME)

11 at Buf	10/10/71
12 at Den	12/11/83
14 vs. Hou	11/ 1/76
14 vs. Hou	9/ 4/94
15 (2 times)	

Yards

COLTS (SEASON)

MOST	FEWEST
2695 1983	1044 1982
2439 1985	1102 1992
2309 1976	1169 1991
2249 1988	1275 1954
2217 1975	1282 1990

OPP (SEASON)

MOST	FEWEST
3010 1978	1113 1971
2665 1981	1174 1957
2521 1993	1291 1958
2327 1991	1339 1968
2315 1953	1400 1969

COLTS MOST (GAME)

318 vs. G.B.	10/28/56
316 at Det	10/19/58
305 at Cle	11/11/56
299 vs. Hou	12/22/85
281 vs. Buf	10/ 6/85

OPP MOST (GAME)

354 vs. Dal	12/ 6/81
315 at Mia	11/11/73
313 at Min	9/13/64
303 at G.B.	10/18/53
303 vs. LA Rams	11/22/53

COLTS FEWEST (GAME)

4 vs. Det	9/22/91
19 vs. LA Rams	9/26/54
30 at S.D.	11/ 1/92
31 at LA Rams	12/ 5/53
31 vs. Mia	10/28/90
31 vs. Phi	12/19/93

OPP FEWEST (GAME)

4 at Buf	10/10/71
15 vs. Pit	11/ 3/57
20 vs. G.B.	10/28/56
23 vs. Det	9/29/57
26 vs. Pit	10/31/71

MOST BOTH TEAMS

548 vs. LA Rams	11/22/53
510 vs. Dal	12/ 6/81
469 at Chi	10/16/55
454 at LA Rams	12/ 9/61
440 at Cle	11/11/56

FEWEST BOTH TEAMS

97 vs. Pit	10/31/71
106 vs. Cle	9/ 6/92
115 at NYJ	10/18/70
125 vs. Hou	9/13/92
126 at Hou	9/23/90

Average

COLTS (SEASON)

MOST	FEWEST
5.1 1956	2.9 1992
5.0 1985	3.3 1979
4.7 1958	3.3 1970
4.6 1961	3.3 1991
4.5 1983	3.5 1954, 93

OPP (SEASON)

BEST	LEAST
5.2 1953	3.1 1957
4.8 1959	3.2 1971
4.5 1978	3.5 1969
4.5 1955	3.5 1995
4.5 1961	3.6 (6 times)

COLTS BEST (GAME)

8.00 at GBM	11/13/54
7.95 vs. G.B.	10/28/56
7.80 vs. Dal	12/ 6/81
7.77 at LA Rams	10/ 9/61
7.55 vs. LA Rams	12/15/63

OPP BEST (GAME)

8.12 at Min	11/17/63
7.77 vs. LA Rams	11/22/53
7.68 at Mia	11/11/73
7.64 at S.F.	12/13/53
7.40 vs. S.F.	11/27/55

COLTS TEAM RECORDS

COLTS LEAST (GAME)

0.29 vs. Det	9/22/91
1.12 vs. LA Rams	9/26/54
1.29 at LA Rams	12/ 5/53
1.31 at LA Rams	12/ 4/54
1.54 at Buf	9/20/92

OPP LEAST (GAME)

0.36 at Buf	10/10/71
0.50 vs. Pit	11/ 3/57
0.96 vs. Det	9/29/57
1.11 vs. G.B.	10/28/56
1.11 at Cle	10/14/62

PASSING

Attempts

COLTS (SEASON)

MOST	FEWEST
594 1993	266 1955
586 1986	279 1956
550 1979	283 1982
546 1992	300 1973
512 1991	313 1954

OPP (SEASON)

MOST	FEWEST
598 1994	246 1982
569 1995	297 1956
556 1989	298 1960
539 1988	312 1974
515 1984	313 1972

COLTS MOST (GAME)

59 at Was	11/ 7/93
57 at NYJ	11/16/86
54 vs. NYJ	12/15/74
53 vs. NYJ	9/28/86
51 vs. K.C.	9/28/70

OPP MOST (GAME)

62 at NYJ	12/18/70
57 vs. Hou	9/ 4/94
56 at Min	9/28/69
51 vs. Buf	10/ 8/89
50 vs. Mia	12/17/89

COLTS FEWEST (GAME)

7 at LA Rams	12/18/65
8 vs. Mia	12/ 9/73
11 at Atl	11/17/74
12 vs. Chi	9/25/55
12 at G.B.	9/20/64

OPP FEWEST (GAME)

11 at N.E.	12/26/93
12 vs. Chi	11/ 3/63
12 at Buf	10/13/91
13 (7 times)	

Completions

COLTS (SEASON)

MOST	FEWEST
332 1993	126 1953
313 1979	134 1955
305 1991	137 1973
305 1992	142 1982
300 1986	158 1956

OPP (SEASON)

MOST	FEWEST
354 1994	138 1982
336 1995	144 1960
322 1989	158 1955
321 1988	161 1961
306 1986	165 1953, 56

COLTS MOST (GAME)

37 at Was	11/ 7/93
36 vs. NYJ	12/15/74
30 at Cle	10/25/81
30 vs. Buf	1/ 2/94
29 at Phi	9/29/74
29 vs. Det	9/22/91

OPP MOST (GAME)

36 at Min	9/28/69
34 at NYJ	10/18/70
34 vs. Buf	10/ 8/89
30 (3 times)	

COLTS FEWEST (GAME)

3 at LA Rams	12/18/65
3 vs. Cle	9/26/71
3 vs. Buf	12/17/78
3 at Buf	11/28/82
4 (3 times)	

OPP FEWEST (GAME)

4 vs. Was	10/26/58
4 vs. T.B.	10/ 3/76
5 (7 times)	

Yards

COLTS (SEASON-GROSS)

MOST	FEWEST
3623 1993	1613 1982
3615 1986	1625 1953
3605 1963	1746 1973
3584 1992	1795 1955
3575 1979	1995 1954

OPP (SEASON-GROSS)

MOST	FEWEST
4228 1981	1920 1982
3933 1986	2027 1971
3918 1989	2068 1960
3897 1994	2248 1958
3890 1984	2288 1955

COLTS MOST (GAME-GROSS)

469 vs. Min	12/16/62
426 at Atl	11/12/67
419 vs. Atl	9/17/67
397 vs. Cle	11/ 1/59
394 vs. Was	11/ 6/66

OPP MOST (GAME-GROSS)

538 at Min	9/28/69
496 vs. NYJ	9/24/72
469 vs. T.B.	10/16/88
407 vs. Chi	11/25/62
406 vs. LA Rams	9/26/54

COLTS FEWEST (GAME-GROSS)

21 at Cle	11/11/56
35 vs. Mia	12/ 9/73
44 vs. Buf	10/18/74
49 vs. Cle	9/26/71
53 vs. LA Rams	11/22/53

OPP FEWEST (GAME-GROSS)

46 vs. Was	10/26/58
46 at Buf	12/ 1/74
47 vs. Hou	10/14/79
50 at GBM	11/24/91
53 vs. Buf	12/17/78

MOST BOTH TEAMS (GROSS)

872 vs. NYJ	9/24/72
733 at Min	9/28/69
717 vs. Was	12/ 8/62
715 vs. T.B.	10/16/88
706 at Was	12/ 1/63

COLTS TEAM RECORDS

FEWEST BOTH TEAMS (GROSS)

124 vs. Buf	12/17/78
128 at Buf	10/14/73
129 at Buf	11/28/82
142 at Mia	11/23/75
144 at N.E.	10/19/75

COLTS (SEASON-NET)

MOST	FEWEST
3417 1993	1257 1953
3363 1967	1439 1982
3296 1963	1475 1973
3266 1992	1631 1955
3209 1986	1659 1954

OPP (SEASON-NET)

MOST	FEWEST
4128 1981	1726 1960
3739 1986	1739 1971
3679 1994	1823 1982
3602 1988	1913 1961
3570 1984, 95	1993 1958

COLTS MOST (GAME-NET)

451 vs. Min	12/16/62
426 at Atl	11/12/67
419 vs. Atl	9/17/67
394 vs. Was	11/ 6/66
381 vs. Cle	11/ 1/59

OPP MOST (GAME-NET)

530 at Min	9/28/69
490 vs. NYJ	9/24/72
444 vs. T.B.	10/16/88
431 at Cle	10/26/81
407 vs. Chi	11/25/62

COLTS FEWEST (GAME-NET)

1 vs. Buf	10/13/74
4 at Cle	9/16/73
5 at Cle	11/11/56
9 vs. LA Rams	11/22/53
11 at N.E.	10/23/77

OPP FEWEST (GAME-NET)

13 vs. T.B.	10/ 3/76
16 vs. Was	10/26/58
23 at N.E.	12/ 6/92
27 vs. Hou	10/14/79
28 at GBM	11/24/91

MOST BOTH TEAMS (NET)

822 vs. NYJ	9/24/72
709 at Min	9/28/69
690 vs. T.B.	10/16/88
675 vs. Was	12/ 8/62
670 at Cle	10/26/81

FEWEST BOTH TEAMS (NET)

54 at N.E.	10/19/75
81 at Mia	11/23/75
86 vs. Buf	12/17/78
109 vs. Hou	10/14/79
112 at Buf	10/14/73

Completion Percentage

COLTS (SEASON)

BEST	WORST
62.21 1995	39.50 1953
59.60 1975	45.67 1973
59.57 1991	49.87 1983
59.56 1976	50.00 1960
57.99 1967	50.12 1984

OPP (SEASON)

BEST	WORST
61.86 1991	45.87 1961
61.30 1981	46.28 1958
61.18 1990	47.38 1977
60.12 1973	48.32 1960
60.00 1986	48.72 1959

COLTS BEST (GAME-20 ATT)

83.3 at Buf	10/16/94 (20-24)
79.2 at N.E.	10/ 3/71 (19-24)
79.2 at T.B.	9/11/94 (19-24)
78.6 vs. Pit	10/ 6/91 (22-28)
76.9 vs. LA Rams	11/25/56 (20-26)
76.9 vs. Min	10/ 8/63 (20-26)

OPP BEST (GAME-20 ATT)

86.2 vs. Oak	10/28/73 (25-29)
85.7 at Hou	9/21/80 (18-21)
81.8 at LA Rams	12/17/67 (18-22)
81.8 vs. Was	10/ 7/84 (18-22)
81.3 at Mia	12/ 4/88 (26-32)

Sacks Allowed

COLTS (SEASON)

MOST	FEWEST
58 1984	19 1969
57 1991	20 1982
53 1986	24 1987
52 1979	25 1967
51 1990	25 1972

OPP (SEASON)

MOST	FEWEST
59 1975	11 1982
57 1964	13 1981
56 1976	21 1974
47 1966	21 1993
47 1977	24 1986

COLTS MOST (GAME)

12 vs. StL	10/26/80
10 vs. T.B.	9/ 9/79
8 at Buf	12/ 1/74
8 vs. N.E.	11/26/78
7 (16 times) Last: at Car	12/3/95

OPP MOST (GAME)

11 at LA Rams	11/22/64
11 vs. Cle	9/ 6/92
10 at Buf	11/13/77
10 at K.C.	11/ 2/80
9 at Buf	10/10/71
8 (6 times) Last: at NE	12/6/92

Yards Lost - Sacks

COLTS (SEASON)

MOST	FEWEST
487 1991	125 1958
480 1978	156 1969
436 1984	164 1955
424 1990	166 1994
406 1986	174 1982/89

OPP (SEASON)

MOST	FEWEST
496 1975	97 1982
489 1964	100 1981
461 1976	121 1993
407 1961	155 1959
401 1966	169 1995

COLTS YDS LOST SACKS (GAME)

91 vs. N.E.	11/26/78
73 vs. K.C.	9/28/70
73 vs. StL	10/26/80
72 at Buf	12/ 1/74
72 vs. Cle	12/ 1/91

OPP YDS LOST SACKS (GAME)

102 at LA Rams	11/22/64
97 at Min	9/23/62
76 at Buf	10/10/71
75 at Min	11/17/63
74 at NYJ	10/26/75
74 vs. T.B.	10/ 3/76

COLTS TEAM RECORDS

TURNOVERS

Passes Had Intercepted

COLTS (SEASON)	
MOST	FEWEST
30 1978	8 1975
29 1961	9 1964
27 1953	10 1976
27 1966	10 1982
27 1969	11 1958, 95
OPP (SEASON)	
MOST	FEWEST
40 1959	5 1982
35 1958	9 1990
32 1967	10 1974
30 1960	10 1993
30 1977	13 1956, 95

COLTS MOST (GAME)	
8 vs. NYJ	9/23/73
6 at G.B.	10/ 8/61
6 vs. Mia	9/10/78
5 (8 times)	
OPP MOST (GAME)	
7 vs. LA Rams	12/ 4/54
7 vs. Chi	10/ 2/60
6 (4 times)	
5 (14 times)	
MOST BOTH TEAMS	
9 at Phi	11/15/53
9 at NYJ	10/18/70
9 vs. NYJ	9/23/73

Fumbles

COLTS (SEASON)	
MOST	FEWEST
41 1986	13 1967
38 1978	18 1955
37 1972	18 1956
36 1979	18 1973
36 1987	18 1975
OPP (SEASON)	
MOST	FEWEST
43 1987	11 1982
42 1953	14 1970
41 1986	17 1967
36 1978	18 1959
35 1973	18 1969

COLTS MOST (GAME)	
7 vs. Mia	10/23/83
6 at NYJ	11/14/71
6 vs. NYJ	9/28/86
6 at NYJ	11/16/86
OPP MOST (GAME)	
8 at N.E.	10/ 7/73
7 (5 times)	
6 (5 times)	

Fumbles Lost

COLTS (SEASON)	
MOST	FEWEST
25 1963	8 1955
22 1972	8 1967
21 1953	8 1988
21 1979	9 1959
20 1986/93	10 (4 times)
OPP (SEASON)	
MOST	FEWEST
27 1953	6 1982
25 1987	8 1961
22 1973	8 1967
21 1976	9 (3 times)
20 1978/88	10 (3 times)

COLTS MOST (GAME)	
5 at Det	10/20/57
5 at G.B.	9/29/63
4 (12 times)	
OPP MOST (GAME)	
5 vs. LA Rams	11/23/58
4 (8 times)	

Total Turnovers

COLTS (SEASON)	
MOST	FEWEST
48 1953	18 1975
47 1978	19 1964
44 1962	21 1982
42 1961	22 1958
40 1979	22 1995
OPP (SEASON)	
MOST	FEWEST
56 1953	11 1982
52 1958	21 1993
49 1959	24 1961
47 1977	24 1974
45 1987	24 1990

COLTS MOST (GAME)	
8 at G.B.	10/ 8/61 (6i/2f)
8 vs. Cle	9/26/71 (5i/3f)
8 vs. NYJ	9/23/73 (8i)
OPP MOST (GAME)	
9 vs. LA Rams	11/23/58 (5i/4i)
9 at LA Rams	12/ 4/54 (7i/2f)
8 at S.F.	11/29/54 (5i/3f)
8 vs. Chi	10/ 2/60 (7i/1f)
8 at Phi	11/15/63 (6i/2f)

Turnover Differential

COLTS (SEASON)	
BEST	WORST
+30 1958	-18 1961
+26 1959	-14 1969
+23 1975	-14 1993
+22 1964	-13 1974
+21 1977	-10 1978, 82

COLTS TEAM RECORDS

PENALTIES

COLTS (SEASON)	
MOST	FEWEST
137 1979	51 1960
122 1992	52 1967
120 1983	52 1982
106 1981	53 1956
104 1980	55 1958

OPP (SEASON)	
MOST	FEWEST
118 1988	58 1063
114 1978	59 1960
112 1979	59 1964
111 1995	59 1982
110 1994	60 1957/58

COLTS MOST (GAME)	
16 at Den	12/11/83
15 at Buf	9/18/83
14 at K.C.	9/ 2/79
13 (3 times)	
12 (6 times)	
11 (15 times)	
10 (19 times)	

OPP MOST (GAME)	
17 vs. Pit	10/30/77
16 vs. Chi	12/ 5/65
15 vs. Chi	11/21/54
14 (5 times)	
13 (6 times)	11 (10 times)
12 (10 times)	10 (20 times)

COLTS FEWEST (GAME)	
0 vs. S.F.	10/26/69
0 at GBM	9/10/66
0 vs. NYJ	10/30/94

OPP FEWEST (GAME)	
0 at LA Rams	12/18/65
0 vs. STL	10/12/64

Yards Penalized

COLTS (SEASON)	
MOST	FEWEST
1239 1979	433 1982
986 1983	458 1967
958 1992	483 1973
943 1995	504 1960
914 1980	507 1956

OPP (SEASON)	
MOST	FEWEST
1032 1970	466 1982
1014 1979	486 1956
1006 1978	538 1960
965 1988	546 1957
935 1995	547 1961

COLTS MOST (GAME)	
153 at Buf	9/18/83
151 at Buf	10/19/86
127 at Chi	10/16/55
126 at Mia	10/15/87
Total 100+ games: 26	

OPP MOST (GAME)	
148 vs. Chi	11/21/54
142 vs. Chi	12/ 5/65
139 vs. Dal	10/15/72
130 vs. S.F.	11/29/53
Total 100+ games: 36	

PUNTS

COLTS (SEASON)	
MOST	FEWEST
101 1979	42 1961
98 1984	46 1982
94 1978	49 1966
91 1983	49 1967
86 1975	49 1968

OPP (SEASON)	
MOST	FEWEST
95 1979	41 1982
88 1971	47 1973
83 1975	48 1981
82 1987	50 1959
81 1977	54 1960

COLTS MOST (GAME)	
11 at Chi	10/10/54
11 at S.F.	11/29/64
11 at Mia	11/11/73
11 at N.E.	10/19/75
10 (8 times)	

OPP MOST (GAME)	
11 vs. NYJ	9/19/71
11 at K.C.	9/ 2/79
10 vs. Den	9/11/83
10 at N.E.	11/11/90
10 at N.E.	12/ 6/92

MOST BOTH TEAMS	
21 at K.C.	9/ 2/79
20 vs. Den	9/11/83

COLTS FEWEST (GAME)	
0 vs. Cle	11/ 1/59
0 vs. Det	11/19/67
0 at S.D.	11/ 7/76
0 vs. N.E.	9/ 1/91

OPP FEWEST (GAME)	
0 at S.F.	12/13/53
0 vs. G.B.	11/ 6/60
0 at Dal	9/ 4/78
0 at Phi	11/15/81
0 at Buf	9/ 9/90

Average

COLTS (SEASON)	
BEST	WORST
45.57 1966	34.47 1957
45.32 1983	36.21 1979
45.26 1969	37.14 1974
44.80 1985	37.19 1954
44.77 1992	37.29 1958

OPP (SEASON)	
BEST	WORST
46.41 1960	35.74 1978
44.70 1959	36.21 1977
44.45 1956	36.89 1976
44.13 1958	37.17 1987
44.00 1964	37.40 1973

COLTS TEAM RECORDS

INTERCEPTION RETURN YARDS

COLTS (SEASON)

MOST	FEWEST
577 1959	75 1985
514 1958	87 1974
493 1975	106 1969
483 1968	116 1973
453 1967	116 1973

OPP (SEASON)

MOST	FEWEST
529 1978	111 1975
469 1953	117 1983
461 1992	119 1964
438 1966	129 1982
423 1984	146 1986

COLTS MOST (GAME)

144 vs. G.B.	11/ 2/58
138 at Chi	11/17/57
136 at S.F.	10/13/68
135 vs. Cle	12/10/89
126 at N.E.	12/11/94
Total 100+ games: 11	

OPP MOST (GAME)

162 at Den	11/27/77
143 vs. S.D.	11/ 4/84
132 vs. N.E.	11/15/92
129 vs. NYJ	12/15/74
123 vs. G.B.	12/12/65
Total 100+ games: 10	

COLTS MOST TDS (SEASON)

4 1959/65/68/75
3 1967/70/94
2 1957/63/66/78/89

OPP MOST TDS (SEASON)

4 1973/92
3 1953/58/66/69/74/78
2 1956/59/67/84/89/94

PUNT RETURNS

COLTS (SEASON)

MOST	FEWEST
53 1963	12 1981
48 1955	14 1982
48 1964	23 1960
45 1965	24 1973
45 1966	25 1992

OPP (SEASON)

MOST	FEWEST
62 1984	15 1960
55 1983	18 1961
53 1978	19 1963
52 1986	19 1968
51 1975,89	21 1967

COLTS MOST (GAME)

9 at LA Rams	11/22/64
9 at K.C.	9/ 2/79
8 vs. Det	10/10/65
8 vs. NYJ	9/19/71
8 vs. T.B.	10/ 3/76
8 at N.E.	11/11/90

OPP MOST (GAME)

9 vs. LA Rams	11/27/66
8 vs. Buf	10/13/74
8 vs. Den	10/22/78
8 vs. S.D.	11/26/89
7 (7 times)	

Yards

COLTS (SEASON)

MOST	FEWEST
485 1963	56 1981
453 1964	78 1982
449 1985	127 1960
439 1975	129 1973
421 1965	133 1957

OPP (SEASON)

MOST	FEWEST
642 1983	48 1960
600 1984	62 1968
572 1985	71 1955
558 1989	109 1957
533 1986	119 1963

COLTS MOST (GAME)

164 vs. NYJ	9/19/71
148 at GBM	10/14/56
124 at N.E.	11/11/90
110 vs. Mia	11/ 1/70
107 vs. Mia	12/18/94
Total 100+ games: 8	

OPP MOST (GAME)

123 at K.C.	11/ 2/80
114 at G.B.	12/ 7/68
110 at N.E.	11/10/85
107 at N.E.	9/ 4/83
107 at Car	12/ 3/95
Total 100+ games: 9	

COLTS LEAST (GAME)

-8 at S.D.	10/23/88
-5 at Pit	11/22/92
-3 at Oak	11/28/71
-3 vs. S.D.	10/18/92
-3 at NYJ	12/ 5/93
Total Neg games: 9	
Total Zero games: 40	

OPP LEAST (GAME)

-5 vs. Hou	9/13/92
-4 vs. Phi	12/ 6/70
-3 (7 times)	
Total Neg games: 12	
Total Zero games: 51	

COLTS MOST TDS (SEASON)

2 1992
1 (9 times)

OPP MOST TDS (SEASON)

2 1956
1 (14 times)

COLTS TEAM RECORDS

Fair Catches

MOST (SEASON)	
COLTS	OPP
34 1971	24 1979
26 1970	21 1973
24 1992	18 1992
19 1972	16 1968
18 1978	15 (2 times)

COLTS MOST (GAME)	
5 vs. Det	12/ 7/69
5 at N.E.	10/ 3/71
5 vs. LA Rams	11/ 8/71
4 (8 times)	

OPP MOST (GAME)	
6 at S.F.	10/13/68
5 at Mia	11/11/79
4 (5 times)	
3 (11 times)	

KICKOFF RETURNS

COLTS (SEASON)	
MOST	FEWEST
84 1981	32 1971
74 1978	34 1958
74 1986	38 1959
70 1979	38 1968
69 1984	39 1964

OPP (SEASON)	
MOST	FEWEST
77 1976	25 1982
71 1968	29 1954
70 1964	33 1991
70 1975	36 1955
68 1995	36 1992

COLTS MOST (GAME)	
9 at Chi	10/21/56
9 at N.E.	11/18/79
8 (7 times)	

OPP MOST (GAME)	
10 vs. Buf	12/12/76
10 vs. Den	10/31/88
8 (11 times)	

Yards

COLTS (SEASON)	
MOST	FEWEST
1651 1981	679 1971
1648 1978	753 1982
1489 1974	792 1959
1443 1986	864 1958
1403 1985	899 1954

OPP (SEASON)	
MOST	FEWEST
1716 1976	538 1982
1655 1975	551 1993
1552 1961	573 1991
1546 1995	587 1954
1520 1963	630 1992

COLTS MOST (GAME)	
274 vs. NYJ	9/24/72
219 at Dal	9/ 4/78
204 at Chi	10/21/56
204 vs. Cin	10/11/81
198 vs. NYJ	12/15/74

OPP MOST (GAME)	
230 vs. Chi	10/ 4/58
230 vs. N.E.	12/21/75
229 vs. G.B.	11/ 5/61
226 vs. Den	10/31/88
212 vs. Mia	10/ 9/77
Total 200+ games: 8	

COLTS LEAST (GAME)	
0 (9 times)	
Last: vs. N.E. 10/31/93	

OPP LEAST (GAME)	
0 (14 times)	
Last: vs. Phi 12/19/93	

COLTS MOST TDS (SEASON)	
2 1958, 68	
1 (12 times)	

OPP MOST TDS (SEASON)	
2 1977	
1 (11 times)	

OPPONENTS BEST GAMES

Scoring

MOST POINTS	
33 Paul Hornung at G.B.	10/ 8/61
30 Jim Brown vs. Cle	11/ 1/59
30 Paul Hornung vs. G.B.	12/12/65

MOST TOUCHDOWNS	
5 Jim Brown vs. Cle	11/ 1/59
5 Paul Hornung vs. G.B.	12/12/65

MOST PATS	
7 George Blanda at Chi	10/21/56
7 Fred Cox at Min	9/28/69

MOST PAT ATTS	
8 George Blanda at Chi	10/21/56
8 Roger LeClerc vs. Chi	11/25/62
7 Fred Cox at Min	9/28/69

MOST FIELD GOALS	
5 Curt Knight at Was	11/18/73
5 Jason Staurovsky at N.E.	12/ 3/89
5 Doug Pelfrey vs. Cin	9/ 3/95

MOST FIELD GOAL ATTS	
7 Jason Staurovsky at N.E.	12/ 3/89
6 Pat Leahy at NYJ	11/29/81
6 Scott Norwood at Buf	9/ 9/90

LONGEST FIELD GOAL	
56 Chip Lohmiller vs. Was	12/22/90
53 Pete Stoyanovich vs. Mia	10/28/90
53 Chip Lohmiller vs. Was	12/22/90

Rushing

MOST ATTEMPTS	
33 Rodney Hampton at NYG	12/12/93
32 Jim Brown vs. Cle	11/ 1/59
32 O.J. Simpson vs. Buf	10/12/75
32 Pete Johnson at Cin	12/ 7/80

MOST YARDS	
205 Dan Towler vs. LA Rams	11/22/53
179 Barry Sanders vs. Det	9/22/91
179 Barry Foster at Pit	9/18/94

COLTS TEAM RECORDS

HIGHEST AVG. (7 ATT. MIN)

14.6	Dan Towler vs. LA Rams	11/22/53
13.3	Floyd Reid vs. G.B.	10/31/53
12.7	Nick Pietrosante at Det	10/23/60
12.2	Tommy Mason at Min	11/17/63
12.0	Mercury Morris at Mia	11/11/73

LONGEST RUSH

81t	Rick Casares at Chi	10/16/55
78t	O.J. Simpson at Buf	10/14/73
78t	Kenneth Davis at Buf	10/ 6/91

MOST TOUCHDOWNS

5	Jim Brown vs. Cle	11/ 1/59
3	(8 times) Last: Earl Campbell at Hou	9/ 8/84

Passing

MOST ATTEMPTS

62	Joe Namath at NYJ	10/18/70
48	Dan Marino at Mia	9/15/85
47	(3 times) Last: Vinny Testaverde at T.B.	10/ 4/82

MOST COMPLETIONS

34	Joe Namath at NYJ	10/18/70
30	Brian Sipe at Cle	10/25/81
30	Dan Marino at Mia	11/ 6/94

MOST YARDS

496	Joe Namath vs. NYJ	9/24/72
469	Vinny Testaverde vs. T.B.	10/16/88
449	Joe Kapp at Min	9/28/69

HIGHEST COMP. PCT.

86.2	Ken Stabler vs. Oak	10/28/73 (25-29)
85.7	Ken Stabler at Hou	9/21/80 (18-21)
85.0	Joe Theismann vs. Was	10/ 7/84 (17-20)

LONGEST COMPLETION

99t	Karl Sweetan to Pat Studstill vs. Det	10/16/66
92t	Roger Staubach to Tony Dorsett at Dal	9/ 4/78
88t	Jim Plunkett to Randy Vataha vs. N.E.	12/19/71

MOST TD PASSES

7	Joe Kapp at Min	9/28/69
6	Joe Namath vs. NYJ	9/24/72
5	Dan Fouts at S.D.	12/26/82
5	Mark Malone at Pit	9/ 8/85

MOST INTERCEPTIONS

7	Zeke Bratkowski vs. Chi	10/ 2/60
6	Norm Van Brocklin at LA Rams	12/ 4/54
6	Joe Namath at NYJ	10/18/70

MOST ATTS NO INTS (GAME)

48	Dan Marino at Mia	9/15/85
44	John Elway at Den	12/11/83
43	Dan Fouts vs. S.D.	10/18/81
43	Warren Moon at Hou	9/ 9/84

Receptions

MOST RECEPTIONS

13	Al Toon vs. NYJ	11/ 6/88
12	Eddie Bell at NYJ	10/18/70
12	Henry Ellard at LA Rams	9/17/89
12	Keith Byars at Phi	9/30/90
12	Ben Coates vs. N.E.	11/27/94

MOST YARDS

231	Dave Parks vs. S.F.	10/ 3/65
230	Henry Ellard at LA Rams	9/17/89
210	Drew Hill vs. Hou	12/22/85
206	Cris Collinsworth at Cin	10/ 2/83
204	Rich Caster vs. NYJ	9/24/72

AVG. GAIN (3 REC. MIN)

50.3	Jack Snow vs. LA Rams	10/15/67
48.0	Harlon Hill at Chi	10/10/54
41.7	Stanley Morgan at N.E.	9/18/78
41.7	Raghib Ismail at Oak	10/22/95
41.3	Nat Moore vs. Mia	10/10/76
40.7	Leroy Jackson vs. Was	12/ 8/62
40.7	Gary Garrison at S.D.	9/20/70

TOUCHDOWNS

3	(15 times) Last: Henry Ellard at LA Rams	9/17/89
---	--	---------

Interceptions

MOST INTERCEPTIONS

3	Jim David vs. Det	10/ 6/56
3	Jack Christiansen at Det	11/ 7/53
3	Jim Butler vs. Pit	11/ 3/57
3	Jim Kerr at Was	11/26/61
3	Rich Sowell vs. NYJ	9/23/73

MOST RETURN YARDS

105	Henry Jones at Buf	9/20/92
92	Erik McMillan at NYJ	10/ 1/89
87	Bobby Dillon at GBM	10/14/56
87	Dave Robinson vs. G.B.	12/12/65

LONGEST RETURN

92t	Eric McMillan at NYJ	10/ 1/89
87	Dave Robinson vs. G.B.	12/12/65
82t	Henry Jones at Buf	9/20/92
82t	Chris Singleton vs. N.E.	11/15/92

TOUCHDOWNS

2	Henry Jones at Buf	9/20/92
---	--------------------	---------

Punting

MOST (GAME)

11	Steve O'Neal vs. NYJ	9/19/71
11	Bob Grupp at K.C.	9/ 2/79
10	Luke Prestridge vs. Den	9/11/83
10	Brian Hansen at N.E.	11/11/90
10	Shawn McCarthy at N.E.	12/ 6/92

MOST YARDS

511	Bob Grupp at K.C.	9/ 2/79
450	Steve O'Neal vs. NYJ	9/19/71
428	Luke Prestridge vs. Den	9/11/83

BEST AVG. (4-MIN)

53.3	Boyd Dowler at G.B.	10/ 9/60
52.3	Yale Lary vs. Det	9/24/61
52.0	Bobby Walden vs. Min	11/15/64
52.0	Reggie Roby vs. Mia	9/25/88

LONGEST PUNT

79	Chuck Ramsey vs. NYJ	10/15/78
76	Larry Barnes at S.F.	12/ 8/57
76	Bobby Walden at Min	10/22/67
74	Jeff Feagles at N.E.	10/ 2/88
73	Marv Bateman vs. Buf	10/ 2/77

COLTS TEAM RECORDS

Punt Return

MOST (GAME)

8	Rick Upchurch vs. Den	10/22/78
8	Phil McConkey vs. S.D.	11/26/89
7	Danny Reece vs. T.B.	9/ 9/79
7	Dino Hall at Cle	10/26/81
7	Willie Drewery at Hou	11/23/86
7	Chris Hale at Buf	9/20/92
7	Eric Guliford at Car	12/ 3/95

MOST YARDS

123	J.T. Smith at K.C.	11/ 2/80
107	Ricky Smith at N.E.	9/ 4/83
107	Eric Guliford at Car	12/ 3/95
106	James Pruitt at Mia	9/14/86
103	Garcia Lane at K.C.	11/24/85
97	(2 times)	

LONGEST RETURN

80t	Stanley Morgan at N.E.	11/18/79
77t	Jake Scott at Mia	11/22/70
77t	Irving Fryar at N.E.	11/10/85

Kickoff Return

MOST (GAME)

7	Ron Smith at Atl	11/12/67
6	(13 times) Last: Jamal Willis vs. S.F.	10/15/95

MOST YARDS

206	Allen Carter vs. N.E.	12/21/75
202	Lenny Lyles at S.F.	12/18/60
180	Herb Adderly vs. G.B.	11/ 5/61
177	Ron Smith at Atl	11/12/67
171	Freddie Solomon vs. Mia	10/ 9/77

LONGEST RETURN

103t	Tom Wilson vs. LA Rams	11/25/56
103t	Herb Adderly at G.B.	11/18/62
102t	Curtis Brown at Buf	9/24/78

Fumble Return

LONGEST

93t	Andy Russell at Pit	12/27/75
80t	Phil Wise at NYJ	12/ 2/73
78t	Derrol Ray at NYJ	9/ 7/80
78t	Darrell Green at Was	11/ 7/93

OPPONENTS CAREER BEST

MOST RUSHING ATTEMPTS

258	Thurman Thomas	Buffalo
251	Jim Taylor	Green Bay/N.O.
250	O.J. Simpson	Buffalo
221	Freeman McNeil	N.Y. Jets
210	Rick Casares	Chicago

MOST RUSHING YARDS

1197	O.J. Simpson	Buffalo
1048	Thurman Thomas	Buffalo
1030	Freeman McNeil	N.Y. Jets
1022	Jim Taylor	Green Bay/N.O.
830	Rick Casares	Chicago

MOST RUSHING TOUCHDOWNS

13	Paul Hornung	Green Bay
12	Jim Taylor	Green Bay/N.O.
11	Rick Casares	Chicago
8	John Riggins	N.Y. Jets/Wash.
7	O.J. Simpson	Buffalo
7	Earl Campbell	Houston
7	Lorenzo Hampton	Miami
7	Thurman Thomas	Buffalo

MOST 100+ GAMES

7	Freeman McNeil	N.Y. Jets
6	O.J. Simpson	Buffalo
5	Thurman Thomas	Buffalo

MOST PASSING ATTEMPTS

829	Dan Marino	Miami
512	John Brodie	San Francisco
500	Joe Ferguson	Buffalo
500	Jim Kelly	Buffalo
421	Steve Grogan	New England

MOST PASSING COMPLETIONS

505	Dan Marino	Miami
300	Jim Kelly	Buffalo
275	John Brodie	San Francisco
259	Joe Ferguson	Buffalo
238	Y.A. Tittle	S.F./N.Y.G.

MOST PASSING YARDS

6042	Dan Marino	Miami
3752	Jim Kelly	Buffalo
3667	Joe Ferguson	Buffalo
3570	Steve Grogan	New England
3305	John Brodie	San Francisco

MOST PASSING TOUCHDOWNS

43	Dan Marino	Miami
31	Joe Ferguson	Buffalo
28	Jim Kelly	Buffalo
21	John Brodie	San Francisco
21	Steve Grogan	New England

MOST 300+ GAMES

5	Dan Marino	Miami
5	Warren Moon	Houston
4	Bill Wade	L.A./Chicago

MOST RECEPTIONS

93	Andre Reed	Buffalo
79	Al Toon	N.Y. Jets
79	Stanley Morgan	New England
72	Billy Wilson	San Francisco
65	Boyd Dowler	Green Bay

MOST RECEPTION YARDS

1615	Stanley Morgan	New England
1288	Andre Reed	Buffalo
1060	Billy Wilson	San Francisco
1031	Wesley Walker	N.Y. Jets
1013	Nat Moore	Miami

MOST TOUCHDOWN RECEPTIONS

13	Stanley Morgan	New England
13	Andre Reed	Buffalo
11	Nat Moore	Miami
8	Wesley Walker	N.Y. Jets
8	Billy Wilson	San Francisco
8	Billy Howton	Green Bay/Dallas

MOST 100+ GAMES

8	Stanley Morgan	New England
4	Harlon Hill	Chicago
3	(By 9 players)	

RECORDS

100-YARD RUSHING GAMES (97)

9/19/71	Bulaich vs. NYJ	22-198	10/16/60	Moore vs. Rams	9-118
2/27/87	Dickerson vs. TB	33-196	10/ 2/88	Dickerson at NE	29-118
9/25/55	Ameche vs. Chi	15-194	11/ 7/53	Huzvar at Det.	19-117
10/28/56	Moore vs. GB	13-185	10/29/55	Ameche vs. GB	22-117
11/30/75	Mitchell vs. KC	26-178	11/ 2/69	Matte vs. Wash.	21-117
10/ 1/95	Faulk vs. St.L. Rams	19-177	11/22/87	Dickerson at NE	27-117
9/22/85	Wonsley vs. Det.	27-170	9/19/88	Dickerson at Cle.	22-117
10/23/88	Dickerson at SD	30-169	12/16/90	Dickerson at NYJ	28-117
12/ 4/88	Dickerson at Mia.	31-169	12/ 1/91	Dickerson vs. Cle.	16-117
12/18/88	Dickerson vs. Buf.	36-166	1/12/69	*Matte vs NYJ	11-116
12/21/86	Bentley at Raid.	25-162	12/26/70	*Bulaich vs. Cin.	25-116
11/25/56	Ameche vs. Rams	20-160	9/17/89	Dickerson at Rams	21-116
10/11/87	Banks vs. NYJ	25-159	9/26/76	Mitchell at Dal.	27-115
10/31/88	Dickerson vs. Den.	21-159	9/20/81	Dickey at Den.	12-115
10/20/74	Mitchell at NYJ	40-156	12/20/87	Dickerson at SD	23-115
11/15/87	Dickerson at Mia.	30-154	11/30/58	Moore vs. SF	8-114
10/ 1/55	Ameche vs. Det.	21-153	9/18/77	Mitchell at Sea.	32-114
10/22/89	Dickerson at Cin.	31-152	9/30/84	McMillan vs. Buf.	16-114
11/17/74	Mitchell at Atl.	33-151	10/10/93	Potts vs. Dal.	18-113
12/31/95	*Crockett at SD	13-147	10/22/72	McCauley at NYJ	26-112
9/ 6/81	McMillan at NE	16-146	11/ 9/75	Mitchell at Buf.	27-112
11/ 1/87	Bentley at NYJ	29-145	10/ 6/85	McMillan vs. Buf.	20-112
11/25/90	Dickerson at Cin.	22-143	11/ 7/77	Mitchell vs. Wash.	29-111
9/ 4/94	Faulk at Hou.	23-143	9/25/66	Lorick vs. SF	18-110
11/16/58	Ameche at Chi.	26-142	11/19/67	Matte vs. Det.	17-110
12/16/73	Mitchell vs. NE	34-142	12/18/83	Dickey vs. Hou.	23-110
10/ 9/77	Mitchell vs. Mia.	17-142	12/30/90	Dickerson at Mia.	20-110
11/ 8/87	Dickerson vs. SD	35-138	10/30/94	Faulk vs. NYJ	24-110
12/10/89	Dickerson vs. Cle.	26-137	9/30/72	McCauley vs. NO	20-109
11/22/53	Taliaferro vs. Rams	16-136	10/30/83	McMillan at Phil.	19-109
10/19/58	Moore at Det.	12-136	9/ 4/88	Dickerson vs. Hou.	24-109
11/ 1/76	Mitchell vs. Hou.	28-136	11/11/56	Ameche at Cle.	18-108
11/29/87	Dickerson vs. Hou.	27-136	10/17/71	Bulaich at NYG	15-108
9/30/72	Mitchell vs. NO	22-133	12/15/85	McMillan at TB	13-108
11/19/89	Dickerson vs. NYJ	31-131	10/12/75	Mitchell vs. Buf.	19-107
12/ 6/81	Dickey vs. Dal.	15-130	12/17/89	Dickerson vs. Mia.	21-107
12/ 4/94	Faulk at Sea.	27-129	9/17/61	Perry vs. Rams	18-106
11/ 8/64	Lorick at Chi.	14-126	11/23/75	Mitchell at Mia.	26-106
10/29/78	Washington at Mia.	20-126	9/19/76	Mitchell vs. Cin.	27-106
10/27/85	McMillan vs. GB	24-126	11/ 4/79	Washington vs. Cin.	22-106
9/25/88	Dickerson vs. Mia.	30-125	9/10/89	Dickerson vs. SF	19-106
12/ 4/83	Dickey vs. NYJ	18-123	11/ 5/61	Perry vs. GB	21-105
11/13/54	Taseff vs. GB@M	15-122	12/ 9/73	Mitchell vs. Mia.	35-104
11/26/61	Moore at Wash.	6-122	9/11/94	Faulk at TB	18-104
9/16/84	Dickey vs. St.L	23-121	11/23/80	Dickey at NE	16-102
11/11/56	Moore at Cle.	11-120	11/12/61	Perry at Minn.	19-100
11/22/59	Ameche vs. SF	25-120	10/ 6/85	Bentley vs. Buf.	17-100
12/15/63	Matte vs. Rams	13-120	1/ 2/94	Potts vs. Buf.	14-100
12/ 7/75	Mitchell at NYG	23-119			

*Post Season Game

LEADERS: Eric Dickerson, 24; Lydell Mitchell, 16; Alan Ameche, 7; Curtis Dickey, 6; Randy McMillan, 6; Lenny Moore, 6; Marshall Faulk, 5; Tom Matte, 4; Albert Bentley, 3; Norm Bulaich, 3; Joe Perry, 3; Tony Lorick, 2; Roosevelt Potts, 2; Don McCauley, 2; Joe Washington, 2; Chuck Banks, 1; Zack Crockett, 1; John Huzvar, 1; Carl Taseff, 1; George Taliaferro, 1; George Wonsley, 1

AGAINST OPPONENT: Jets, 10; Dolphins, 9; Bills, 7; Rams, 7; Bengals, 5; Browns, 5; Lions, 5; Packers, 5; Oilers, 5; Patriots, 5; 49ers, 4; Chargers, 4; Bears, 3; Cowboys, 3; Buccaneers, 3; Redskins, 3; Broncos, 2; Saints, 2; Giants, 2; Seahawks 2; Cardinals, 1; Falcons, 1; Chiefs, 1; Raiders, 1; Vikings, 1; Eagles, 1; Steelers, 0

TWO 100-YARD RUSHERS: Moore (120), Ameche (108) at Cle. 11/11/56; Mitchell (133), McCauley (109) vs. NO 9/30/73; McMillan (112), Bentley (100) vs. Buf. 10/6/85 **Total 3**

300-YARD PASSING GAMES (52)

	C-A-YDS-TD-IN		C-A-YDS-TD-IN
9/17/67	401 Unita vs. Atl.	11/16/86	359 Trudeau at NYJ
11/ 1/59	397 Unita vs. Cle.	12/ 4/60	357 Unita vs. Det.
12/16/62	385 Unita vs. Minn.	9/27/81	357 Jones vs. Mia.
12/15/74	385 Jones vs. NYJ	11/26/60	356 Unita vs. SF
11/10/63	376 Unita vs. Det.	12/ 1/63	355 Unita at Wash.
9/24/72	376 Unita vs. NYJ	10/ 1/67	353 Unita vs. SF
11/ 7/93	376 George at Wash.	12/28/58*	349 Unita at NYG
11/12/67	370 Unita at Atl.	12/19/70	348 Morrall vs. NYJ
2/ 8/62	367 Unita vs. Wash.	9/22/91	348 George vs. Det.

RECORDS

C-A-YDS-TD-IN

12/ 8/63	344	Unitas vs. Minn.	.17-22-344-3-0
11/ 6/66	342	Unitas vs. Wash.	.22-31-342-3-2
12/18/77	340	Jones vs. NE.	.19-30-340-3-0
12/17/66	339	Unitas at SF	.20-30-339-4-1
11/29/92	337	Trudeau vs. Buf.	.26-41-337-0-1
11/15/92	330	George vs. NE	.18-35-330-2-3
1/ 2/94	330	George vs. Buf.	.30-48-330-1-0
9/30/90	329	Trudeau at Phil.	.19-40-329-3-1
12/20/92	328	George vs. Pho.	.25-41-328-1-1
11/15/59	324	Unitas vs. GB@M	.19-33-324-3-0
11/ 6/60	324	Unitas vs. GB	.20-29-324-4-1
10/31/65	324	Unitas at SF	.23-34-324-4-0
12/15/63	323	Unitas vs. Rams	.21-37-323-1-0
11/20/77	322	Jones vs. NYJ	.23-36-322-2-1
10/10/65	319	Unitas vs. Det.	.18-24-319-3-1
10/19/69	319	Unitas at NO	.20-28-319-3-0
10/ 8/95	319	Harbaugh at Mia.	.25-33-319-3-0
12/14/86	318	Hogeboom vs. Bu.	.23-33-318-2-0

C-A-YDS-TD-IN

10/18/92	318	George vs. SD	.27-39-318-2-2
10/12/86	315	Trudeau vs. NO	.24-44-315-2-1
11/18/56	314	Unitas at Det.	.17-30-314-0-1
12/16/61	314	Unitas at SF	.19-34-314-3-0
10/21/90	312	Trudeau vs. Den.	.24-39-312-2-1
10/11/81	310	Jones vs. Cin.	.22-30-310-1-2
10/ 2/60	307	Unitas vs. Chi.	.14-27-307-4-0
9/28/75	307	Jones vs. Raid.	.21-43-307-1-1
11/ 9/75	306	Jones at Buf.	.14-22-306-2-1
11/21/65	305	Unitas vs. Phil.	.19-32-305-2-1
11/25/79	304	Landry vs. Mia.	.25-42-304-3-1
10/29/61	302	Unitas vs. Chi.	.20-36-302-2-2
10/ 6/68	302	Morrall vs. Chi.	.14-25-302-4-1
9/19/76	301	Jones vs. Cin.	.14-29-301-3-3
9/ 1/91	301	George at Buf.	.27-42-301-1-2
10/26/69	300	Unitas vs. SF	.19-37-300-2-3

*Post Season Game

LEADERS: Johnny Unitas, 27; Bert Jones, 8; Jeff George, 7; Jack Trudeau, 5; Earl Morrall, 2; Gary Hogeboom, 1; Greg Landry, 1; Jim Harbaugh, 1

AGAINST OPPONENT: 49ers, 6; Bills, 5; Lions, 5; Jets, 5; Redskins, 4; Bears, 3; Dolphins, 3; Falcons, 2; Bengals, 2; Packers, 2; Vikings, 2; Patriots, 2; Saints, 2; Eagles, 2; Cardinals, 1; Browns, 1; Broncos, 1; Raiders, 1; Giants, 1; Chargers, 1; Rams, 1; Cowboys, 0; Oilers, 0; Chiefs, 0; Steelers, 0; Seahawks, 0; Buccaneers, 0

100-YARD RECEPTION GAMES (157)

11/10/57	Berry at Wash.	.12-224
10/24/76	Carr at NYJ	.5-210
11/ 7/93	Langhorne at Wash.	.12-203
9/19/76	Carr vs. Cin.	.6-198
10/30/60	Berry at Dal.	.4-195
9/28/70	Hinton vs. KC	.11-190
9/18/78	Carr at NE	.6-187
10/23/60	Berry at Det.	.11-186
9/24/67	Richardson at Phil.	.11-184
11/ 9/58	Moore at NYG	.6-181
11/26/60	Berry vs. SF	.9-181
12/ 8/57	Moore at SF	.6-180
12/28/58	*Berry at NYG	.12-178
11/16/86	Brooks at NYJ	.9-177
12/11/83	Henry at Den.	.8-169
11/29/59	Berry vs. Rams	.7-168
10/10/65	Orr vs. Det.	.9-167
11/21/65	Moore vs. Phil.	.7-163
11/15/92	Johnson vs. NE	.7-163
10/ 4/87	Murray at Buf.	.7-161
9/23/68	Orr at Atl.	.5-160
11/10/68	Orr at Det.	.5-160
10/ 1/89	Brooks at NYJ	.7-159
11/23/58	Moore vs. Rams	.6-157
11/ 1/59	Berry vs. Cle.	.11-156
11/18/56	Berry at Det.	.6-155
10/29/61	Moore vs. Chi.	.7-155
10/21/62	Orr at Chi.	.7-155
10/21/90	Hester vs. Den.	.8-152
11/24/68	Richardson vs. Minn.	.6-150
9/28/58	Berry vs. Det.	.10-149
11/10/63	Berry vs. Det.	.5-148
12/22/68	*Richardson vs. Minn.	.6-148
12/15/57	Berry at Rams	.7-146
10/26/69	Orr vs. SF	.8-146
9/13/87	Brooks vs. Cin.	.6-146
10/ 4/64	Orr vs. Rams	.5-145
9/27/81	Butler vs. Mia.	.4-145
12/ 8/63	Mackey vs. Minn.	.5-144
10/10/93	Dawkins vs. Dal.	.8-144
10/ 1/61	Moore vs. Minn.	.5-143
9/18/66	Mackey at Minn.	.6-143
10/ 2/60	Moore vs. Chi.	.4-140
11/26/60	Moore vs. SF	.5-139
12/ 4/60	Moore vs. Det.	.4-139
10/16/88	Brooks vs. TB	.7-139
12/ 6/64	Orr vs. Det.	.5-138
11/ 6/60	Berry vs. GB	.10-137
11/ 6/60	Moore vs. GB	.8-137
11/12/72	Havrilak at SF	.6-136
11/ 9/75	Carr at Buf.	.2-136
12/10/89	Rison vs. Cle.	.5-135
11/12/67	Perkins at Atl.	.5-134
12/ 7/69	Hinton vs. Det.	.5-134
12/ 8/62	Orr vs. Wash.	.6-133
12/ 7/80	Carr at Cin.	.7-133
10/30/66	Mackey at Rams	.5-132
12/16/62	Berry vs. Minn.	.8-131
11/ 6/66	Berry vs. Wash.	.10-131
11/ 6/66	Orr vs. Wash.	.5-131
12/15/63	Berry vs. Rams	.7-130
9/ 2/79	Washington at KC	.13-130
10/29/89	Rison vs. NE	.6-129
12/23/56	Mutscheller vs. Wash.	.6-128
12/ 8/63	Berry vs. Minn.	.8-127
10/23/94	Faulk vs. Wash.	.8-127
10/11/53	Taliaferro at Chi.	.5-126
12/27/59	*Moore vs. NYG	.3-126
9/17/67	Mackey vs. Atl.	.8-126
11/17/68	Richardson vs. St.L	.5-126
10/ 2/54	B. Young vs. NYG	.2-125
12/12/65	Berry vs. GB	.10-125
12/13/70	Jefferson at Buf.	.5-125
11/ 7/76	L. Mitchell at SD	.8-125
10/15/95	Dilger vs. SF	.7-125
12/ 3/67	Hawkins vs. Dal.	.8-124
10/31/71	Perkins vs. Pit.	.2-124
11/ 6/78	Carr vs. Wash.	.4-124
10/ 3/59	Berry vs. Chi.	.8-123
11/ 8/64	Orr at Chi.	.6-123
12/17/95	Dawkins vs. SD	.6-123
12/ 8/62	Berry vs. Wash.	.11-122
12/18/77	Chester vs. NE	.4-122
11/11/79	Washington at Mia.	.10-121
10/26/80	Carr vs. St.L	.9-120
9/16/84	Porter vs. St.L	.4-120
10/ 4/58	Moore vs. Chi.	.3-118
10/25/59	Berry vs. GB	.10-117
12/ 4/60	Berry vs. Det.	.10-117
12/ 1/63	Matte at Wash.	.7-116
11/ 1/59	Moore vs. Cle.	.5-115
12/ 5/59	Moore at SF	.6-115
1/ 3/71	*Hinton vs. Raid.	.5-115
11/30/58	Berry vs. SF	.9-114
9/24/72	Havrilak vs. NYJ	.4-115
9/24/72	Mitchell vs. NYJ	.8-114
12/12/76	Carr vs. Buf.	.4-114
12/13/81	Carr at Wash.	.6-114
10/ 2/60	Berry vs. Chi.	.7-113
10/19/69	Orr at NO	.5-113
9/29/85	Butler at NY	.4-113
11/25/56	Mutscheller vs. Rams	.5-112

RECORDS

10/15/61 Mutscheller at Chi.	4-112	9/23/73 Doughty vs. NYJ	5-105
11/27/77 McCauley at Den.	11-112	10/26/75 M. Johnson at NYJ	3-105
11/14/93 Langhorne vs. NYJ	8-112	11/23/86 Brooks at Hou.	7-105
12/ 1/63 Orr at Wash.	7-111	9/22/91 Johnson vs. Det.	9-105
10/10/71 Mitchell at Buf.	6-111	10/18/92 Hester vs. SD	8-105
10/ 8/89 Brooks vs. Buf.	5-111	10/ 1/94 Dawkins at Buf.	6-105
11/ 4/62 Orr at SF	5-110	11/13/60 Berry at Chi.	6-104
10/ 1/67 Perkins vs. SF	5-110	10/ 6/68 Mackey vs. Chi.	7-104
12/18/77 Doughty vs. NE	5-110	10/ 6/68 Orr vs. Chi.	2-104
9/26/93 Hester vs. Cle.	7-110	10/27/85 Capers vs. GB	5-104
10/21/56 Mutscheller at Chi.	5-109	9/30/90 Bentley at Phil.	3-104
11/ 8/59 Moore at Wash.	4-109	12/13/92 Cash at NYJ	7-104
10/21/73 Doughty at Det.	3-109	11/ 8/59 Mutscheller at Wash	6-103
10/27/85 Bouza vs. GB	6-109	11/22/64 Mackey at Rams	4-103
10/12/58 Moore vs. GB@M	6-108	11/25/65 Mackey at Det.	5-102
12/17/66 Orr at SF	4-108	12/15/74 Chester vs. NYJ	8-102
9/14/80 Carr vs. Pit.	6-108	11/ 9/75 Doughty at Buf.	3-102
10/31/88 Brooks vs. Den.	3-108	11/20/77 Chester vs. NYJ	5-102
11/19/89 Rison vs. NYJ	5-108	12/28/58 *Moore at NYG	6-101
10/20/57 Mutscheller at Det.	5-107	10/15/78 Doughty vs. NYJ	7-101
11/15/64 Moore vs. Minn.	3-107	11/26/89 Brooks vs. SD	8-101
9/28/75 Doughty vs. Raid.	5-106	11/19/95 Dawkins at NE	4-101
10/10/76 Chester vs. Mia.	5-106	10/20/57 Moore at Det.	6-100
11/17/91 Brooks vs. Chi.	7-106	11/18/62 Orr at GB	5-100
11/29/92 Arbuckle vs. Buf.	9-106	10/24/65 Orr vs. Rams	5-100
10/31/54 Edwards at Wash.	8-105	10/31/71 Richardson vs. Pit.	4-100
12/16/61 Orr at SF	4-105	11/10/91 Hester at NYJ	5-100
11/17/68 Mackey vs. St.L	5-105		

LEADERS: Raymond Berry, 24; Lenny Moore, 19; Jimmy Orr, 18; Roger Carr, 10; Bill Brooks, 9; John Mackey, 8; Glenn Doughty, 6; Jim Mutscheller, 6; Willie Richardson, 5; Raymond Chester, 4; Sean Dawkins, 4; Jessie Hester, 4; Eddie Hinton, 3; Ray Perkins, 3; Andre Rison, 3; Ray Butler, 2; Sam Havrilak, 2; Anthony Johnson, 2; Reggie Langhorne, 2; Tom Mitchell, 2; Joe Washington, 2; Charles Arbuckle, 1; Albert Bentley, 1; Matt Bouza, 1; Wayne Capers, 1; Kerry Cash, 1; Ken Dilger, 1; Dan Edwards, 1; Marshall Faulk, 1; Alex Hawkins, 1; Bernard Henry, 1; Roy Jefferson, 1; Marshall Johnson, 1; Tom Matte, 1; Don McCauley, 1; Lydell Mitchell, 1; Walter Murray, 1; Tracy Porter, 1; George Talianferro, 1; Buddy Young, 1

AGAINST OPPONENT: Lions, 15; Jets, 15; Redskins, 15; Bears, 14; 49ers, 12; Bills, 9; Rams, 9; Packers, 8; Vikings, 8; Patriots, 6; Giants, 5; Cardinals, 4; Browns, 4; Broncos, 4; Chargers, 4; Falcons, 3; Bengals, 3; Cowboys, 3; Dolphins, 3; Eagles, 3; Steelers, 3; Chiefs, 2; Raiders, 2; Oilers, 1; Saints, 1; Buccaneers, 1; Seahawks, 0

TWO 100-YARD RECEIVERS: Mutscheller (107), Moore (100) at Det. 10/20/57; Berry (178), Moore (101) at NYG 12/28/58*; Berry (156), Moore (115) vs. Cle. 11/1/59; Moore (109), Mutscheller (103) at Wash. 11/8/59; Moore (140), Berry (113) vs. Chi. 10/2/60; Berry (137), Moore (137) vs. GB 11/6/60; Berry (181), Moore (139) vs. SF 11/26/60; Moore (139), Berry (117) vs. Det. 12/4/60; Berry (131), Orr (131) vs. Wash. 11/6/66; Mackey (104), Orr (104) vs. Chi. 10/6/68; Richardson (126), Mackey (105) vs. St.L 11/17/68; Perkins (124), Richardson (100) vs. Pit. 10/31/71; Havrilak (115), T. Mitchell (114) vs. NYJ 9/24/72; Carr (136), Doughty (102) at Buf. 11/9/75; Chester (122), Doughty (110) vs. NE 12/18/77; Bouza (109), Capers (104) vs. GB 10/27/85 **Total 16**

10+ RECEIVING GAMES (29)

12/15/74 Mitchell vs. NYJ	13- 82	9/ 1/91 Johnson vs. NE	11- 87
9/ 2/79 Washington at KC	13-130	9/28/58 Berry vs. Det.	10-149
11/10/57 Berry at Wash.	12-224	10/25/59 Berry vs. GB	10-117
12/28/58 *Berry at NYG	12-178	11/ 6/60 Berry vs. GB	10-137
11/28/76 Mitchell vs. NYJ	12- 64	12/ 4/60 Berry vs. Det.	10-117
11/ 7/93 Langhorne at Wash.	12-203	12/12/65 Berry vs. GB	10-125
11/ 1/59 Berry vs. Cle.	11-156	11/ 6/66 Berry vs. Wash.	10-131
10/23/60 Berry at Det.	11-186	11/12/78 McCauley at Sea.	10- 88
12/ 8/62 Berry vs. Wash.	11-122	11/11/79 Washington at Mia.	10-121
9/24/67 Richardson at Phil.	11-184	11/18/79 McCauley at NE	10- 80
9/28/70 Hinton vs. KC	11-190	12/ 2/79 Washington at NYJ	10- 57
11/10/74 Mitchell vs. Den.	11- 90	9/15/91 Johnson at Raid.	10- 89
11/27/77 McCauley at Den.	11-112	11/24/91 Brooks vs. GB@M	10- 70
10/11/81 Dickey vs. Cin.	11- 88	11/ 7/93 Johnson at Wash.	10- 83
11/ 8/81 McMillan vs. NYJ	11- 68		

LEADERS: Raymond Berry 11; Anthony Johnson, 3; Don McCauley, 3; Lydell Mitchell, 3; Joe Washington, 3; Bill Brooks, 1; Curtis Dickey, 1; Eddie Hinton, 1; Reggie Langhorne, 1; Randy McMillan, 1; Willie Richardson, 1

TWO 10+ RECEIVERS: Langhorne (12), Johnson (10) at Wash. 11/7/93

RECORDS

YEAR-BY-YEAR LEADERS

SCORING	TD	PAT	FG	TP	RUSHING	Yards	Attempts	Avg.	Long	TD
1953 Bert Rechichar	3	0-0	5-12	33	John Huzvar	515	119	4.3	36	4
1954 Gary Kerkorian	1	11-12	5-10	32	Buddy Young	311	70	4.4	57	2
1955 Bert Rechichar	0	25-26	10-24	55	Alan Ameche	961	213	4.5	79	9
1956 Lenny Moore	9	0-0	0-0	54	Alan Ameche	858	178	4.8	43	8
1957 Lenny Moore	11	0-0	0-0	66	Alan Ameche	493	144	3.4	49	5
1958 Lenny Moore	14	0-0	0-0	84	Alan Ameche	791	171	4.6	22	8
1959 Raymond Berry	14	0-0	0-0	84	Alan Ameche	679	178	3.8	26	7
1960 Lenny Moore	13	0-0	0-0	78	Lenny Moore	374	91	4.1	57	4
1961 Steve Myhra	0	33-34	21-39	96	Joe Perry	675	168	4.0	27	3
1962 Dick Bielski	2	25-28	11-25	70	Lenny Moore	470	106	4.4	25	2
1963 Jim Martin	0	32-35	24-39	104	Tom Matte	541	133	4.1	31	4
1964 Lenny Moore	20	0-0	0-0	120	Lenny Moore	584	157	3.7	32	16
1965 Lou Michaels	0	48-48	17-28	99	Jerry Hill	516	147	3.5	20	5
1966 Lou Michaels	0	35-36	21-39	98	Tony Lorick	524	143	3.7	41	3
1967 Lou Michaels	0	46-48	20-37	106	Tom Matte	636	147	4.3	30	9
1968 Lou Michaels	0	48-50	18-28	102	Tom Matte	662	183	3.6	23	9
1969 Tom Matte	13	0-0	0-0	78	Tom Matte	909	235	3.9	26	11
1970 Jim O'Brien	0	36-38	19-34	93	Norm Bulaich	426	139	3.0	15	3
1971 Jim O'Brien	0	35-36	20-29	95	Norm Bulaich	741	152	4.9	67	8
1972 Jim O'Brien	2	24-24	13-31	75	Don McCauley	675	178	3.8	36	2
1973 George Hunt	0	22-24	16-28	70	Lydell Mitchell	963	253	3.8	36	2
1974 Toni Linhart	0	22-22	12-20	58	Lydell Mitchell	757	214	3.5	31	5
1975 Lydell Mitchell	15	0-0	0-0	90	Lydell Mitchell	1193	289	4.1	70	11
1976 Toni Linhart	0	49-51	20-27	109	Lydell Mitchell	1200	289	4.2	43	5
1977 Toni Linhart	0	32-35	17-26	83	Lydell Mitchell	1159	301	3.9	64	3
1978 Toni Linhart	0	27-31	8-17	51	Joe Washington	956	240	4.0	29	0
1979 Steve Mike-Mayer	0	28-29	11-20	61	Joe Washington	884	242	3.6	26	4
1980 Steve Mike-Mayer	0	43-46	12-23	79	Curtis Dickey	800	176	4.5	511	11
1981 Curtis Dickey	10	0-0	0-0	60	Curtis Dickey	779	164	4.8	671	7
1982 Mike Wood	0	6-6	6-10	24	Randy McMillan	305	101	3.0	13	1
1983 Raul Allegre	0	22-24	30-35	112	Curtis Dickey	1122	254	4.4	56	4
1984 Raul Allegre	0	14-14	11-18	47	Randy McMillan	705	163	4.3	31	5
1985 Raul Allegre	0	36-39	16-26	84	Randy McMillan	858	190	4.5	38	7
1986 Dean Biasucci	0	26-27	13-25	65	Randy McMillan	609	189	3.2	28	3
1987 Dean Biasucci	0	24-24	24-27	96	Eric Dickerson	1011	223	4.5	53	5
1988 Dean Biasucci	0	39-40	25-32	114	Eric Dickerson	1659	388	4.3	411	14
1989 Dean Biasucci	0	31-32	21-27	94	Eric Dickerson	1311	314	4.2	211	7
1990 Dean Biasucci	0	32-33	17-24	83	Eric Dickerson	677	166	4.1	43	4
1991 Dean Biasucci	0	14-14	15-26	59	Eric Dickerson	536	167	3.2	28	2
1992 Dean Biasucci	0	24-24	16-29	72	Anthony Johnson	592	178	3.3	19	0
1993 Dean Biasucci	0	15-16	26-31	93	Roosevelt Potts	711	179	4.0	34	0
1994 Dean Biasucci	0	37-37	16-24	85	Marshall Faulk	1282	314	4.1	52	11
1995 Marshall Faulk	14	0-0	0-0	84	Marshall Faulk	1078	289	3.7	40	11

PASSING	Comple-					PASS RECEPTIONS	No.	Yards	Avg.	Long	TD
	Attempts	tions	Pct.	Yards	TD						
1953 Fred Enke	169	71	42.0	1054	8	Dan Edwards	35	312	8.9	32	3
1954 Gary Kerkorian	217	117	53.9	1515	9	Dan Edwards	40	531	13.3	42	1
1955 George Shaw	237	119	50.2	1586	10	Jim Mutscheller	33	518	15.7	48	7
1956 John Unitas	198	110	55.6	1498	9	Jim Mutscheller	44	715	16.3	53	6
1957 John Unitas	301	172	57.1	2550	24	Raymond Berry	47	800	17.0	67	6
1958 John Unitas	263	136	51.7	2007	19	Raymond Berry	56	794	14.2	54	9
1959 John Unitas	367	193	52.6	2899	32	Raymond Berry	66	959	14.5	55	14
1960 John Unitas	378	190	50.3	3099	25	Raymond Berry	74	1298	17.5	70	10
1961 John Unitas	420	229	54.5	2990	16	Raymond Berry	75	837	11.6	44	0
1962 John Unitas	389	222	57.1	2967	23	Jimmy Orr	55	974	17.7	80	11
1963 John Unitas	410	237	57.8	3481	20	Tom Matte	48	466	9.7	49	1
1964 John Unitas	305	158	51.8	2824	19	Raymond Berry	43	663	15.4	46	6
1965 John Unitas	282	164	58.2	2530	23	Raymond Berry	58	739	12.7	40	7
1966 John Unitas	348	195	56.0	2748	22	Raymond Berry	56	786	14.0	40	7
1967 John Unitas	436	255	58.5	3428	20	Willie Richardson	63	860	13.7	31	8
1968 Earl Morrall	317	182	57.4	2909	26	John Mackey	45	644	14.3	45	5
1969 John Unitas	327	178	54.4	2342	12	Willie Richardson	43	646	15.0	39	3
1970 John Unitas	321	166	51.7	2213	14	Eddie Hinton	47	733	15.3	40	5
1971 John Unitas	176	92	52.3	942	3	Tom Mitchell	33	402	12.2	35	0
1972 Marty Domres	222	115	51.8	1392	11	Tom Mitchell	40	494	12.3	34	4
1973 Marty Domres	191	93	48.7	1153	9	Glenn Doughty	25	587	23.5	66	4
1974 Bert Jones	270	143	53.0	1610	8	Lydell Mitchell	72	544	7.6	24	2
1975 Bert Jones	344	203	59.0	2483	18	Lydell Mitchell	60	544	9.1	35	4
1976 Bert Jones	343	207	60.4	3104	24	Lydell Mitchell	60	555	9.3	40	3
1977 Bert Jones	393	224	57.0	2686	17	Lydell Mitchell	71	620	8.7	38	4
1978 Bill Troup	296	154	52.0	1882	10	Joe Washington	45	377	8.4	33	1
1979 Greg Landry	457	270	59.1	2932	15	Joe Washington	82	750	9.1	431	3
1980 Bert Jones	446	248	55.6	3134	23	Roger Carr	61	924	15.1	43	5
1981 Bert Jones	426	244	57.3	3094	21	Randy McMillan	50	466	9.3	31	1
1982 Mike Pagel	221	111	50.2	1281	5	Matt Bouza	22	287	13.0	34	2
1983 Mike Pagel	328	163	49.7	2353	12	Bernard Henry	30	416	13.9	40	4
1984 Mike Pagel	212	114	53.8	1426	8	Ray Butler	43	664	15.4	74	6
1985 Mike Pagel	394	199	50.5	2414	14	Pat Beach	36	376	10.4	30	6
1986 Jack Trudeau	417	204	48.9	2225	8	Matt Bouza	71	830	11.7	33	5
1987 Jack Trudeau	229	128	55.9	1587	6	Bill Brooks	51	722	14.2	52	3
1988 Chris Chandler	233	129	55.4	1619	8	Bill Brooks	54	867	16.1	53	3
1989 Jack Trudeau	362	190	52.5	2317	15	Bill Brooks	63	919	14.6	55	4
1990 Jeff George	334	181	54.2	2152	16	Albert Bentley	71	664	9.4	73	2
1991 Jeff George	485	292	60.2	2910	10	Bill Brooks	72	888	12.3	46	4
1992 Jeff George	306	167	54.6	1963	7	Reggie Langhorne	65	811	12.5	34	1
1993 Jeff George	407	234	57.5	2526	8	Reggie Langhorne	85	1038	12.2	72	3
1994 Jim Harbaugh	202	125	61.9	1440	9	Floyd Turner	52	593	11.4	28	6
1995 Jim Harbaugh	314	200	63.7	2575	17	Marshall Faulk	56	475	8.5	34	3

RECORDS

KICKOFF RETURNS						PUNT RETURNS						
No.	Yards	Avg.	Long	TD	No.	Yards	Avg.	Long	TD	FC		
1953	Larry Coutre	12	318	26.5	78	0	George Talianferro	10	31	3.1	7	0
1954	Buddy Young	13	308	23.7	30	0	Buddy Young	14	60	4.3	16	0
1955	Bob White	14	400	28.6	54	0	Bert Rechichar	30	121	4.0	24	0
1956	Billy Vessels	16	379	23.7	42	0	Carl Taseff	27	233	8.6	90	1
1957	Jack Call	14	329	23.5	45	0	Bert Rechichar	22	71	3.2	22	0
1958	Lenny Lyles	11	398	36.2	103t	2	Carl Taseff	29	196	6.8	33	0
1959	Johnny Sample	17	457	26.9	80	0	Carl Taseff	15	104	6.9	25	0
1960	Johnny Sample	18	519	28.8	94	1	Johnny Sample	14	101	7.2	26	0
1961	Lenny Lyles	28	672	24.0	64	0	Bob Boyd	18	173	9.6	46	0
1962	Bake Turner	20	504	25.2	37	0	Bake Turner	9	94	10.4	43	0
1963	Tom Matte	16	331	20.7	34	0	Jerry Logan	28	279	10.0	38	0
1964	Tony Lorick	13	385	29.6	71	0	Wendell Harris	17	214	12.6	39	0
1965	Alvin Haymond	20	614	30.7	53	0	Alvin Haymond	41	403	9.8	55	0
1966	Lenny Moore	18	453	25.2	54	0	Alvin Haymond	40	347	8.7	64	0
1967	Lenny Moore	16	392	24.4	37	0	Alvin Haymond	26	155	6.0	31	0
1968	Preston Pearson	15	527	30.4	102t	2	Rick Volk	25	198	7.9	24	0
1969	Jim Duncan	19	560	29.5	92	1	Rick Volk	10	58	5.8	14	0
1970	Jim Duncan	20	707	35.4	99	1	Ron Gardin	28	330	11.8	80	1
1971	Charlie Pittman	14	330	23.6	37	0	Rick Volk	22	118	5.4	18	0
1972	Bruce Laird	29	843	29.1	73	0	Bruce Laird	34	303	8.9	42	0
1973	Cotton Speyrer	17	496	29.1	101t	1	Bruce Laird	15	72	4.8	13	0
1974	Bruce Laird	19	499	26.3	55	0	Tim Berra	16	114	7.1	14	0
1975	Bruce Laird	31	799	25.8	65	0	Howard Stevens	36	396	11.0	53	0
1976	Howard Stevens	30	710	23.7	83	0	Howard Stevens	39	31	7.9	44	0
1977	Bruce Laird	24	541	22.5	35	0	Howard Stevens	34	301	8.9	24	0
1978	Marshall Johnson	41	927	22.6	57	0	Marshall Johnson	25	143	5.7	17	0
1979	Nesby Glasgow	50	1126	22.5	58	0	Nesby Glasgow	44	352	8.0	75t	1
1980	Nesby Glasgow	33	743	22.5	44	0	Nesby Glasgow	23	187	8.1	20	0
1981	Zachary Dixon	36	737	20.5	46	0	David Shula	10	50	5.0	11	0
1982	Larry Anderson	27	517	19.1	33	0	Larry Anderson	8	54	6.8	28	0
1983	Kendall Williams	20	490	24.5	90	0	Larry Anderson	20	138	6.9	20	0
1984	Phil Smith	32	651	20.3	96t	1	Larry Anderson	27	182	6.7	19	0
1985	Albert Bentley	27	674	25.0	48	0	Robbie Martin	40	443	11.1	70t	1
1986	Albert Bentley	32	687	21.5	37	0	Bill Brooks	18	141	7.8	18	0
1987	Albert Bentley	22	500	22.7	45	0	Bill Brooks	22	136	6.2	17	0
1988	Albert Bentley	39	775	19.9	40	0	Clarence Verdin	22	239	10.9	73t	1
1989	Clarence Verdin	19	371	19.5	29	0	Clarence Verdin	23	296	12.9	49t	1
1990	Stacey Simmons	19	348	18.3	34	0	Clarence Verdin	28	352	12.6	36	0
1991	Clarence Verdin	36	689	19.1	88t	1	Clarence Verdin	25	163	6.6	22	0
1992	Clarence Verdin	39	815	20.9	42	0	Clarence Verdin	24	268	11.2	84t	2
1993	Clarence Verdin	50	1050	21.0	38	0	Clarence Verdin	30	173	5.8	24	0
1994	Ronald Humphrey	35	783	22.4	95t	1	Dewell Brewer	42	339	8.1	75t	1
1995	Aaron Bailey	21	495	23.6	95t	1	Ray Buchanan	16	113	7.1	17	4

INTERCEPTIONS						PUNTING						
No.	Yards	Avg.	Long	TD	No.	Yards	Avg.	Long	Bk			
1953	Tom Kearne	11	118	10.7	35	0	George Talianferro	65	2437	37.5	61	0
1954	Don Shula	5	84	16.8	25	0	Cotton Davidson	72	2678	37.2	55	1
	Tom Kearne	5	22	4.4	7	0						
1955	Bert Rechichar	6	109	18.2	40	0	Monte Brethauer	55	2161	39.3	56	0
1956	Bert Rechichar	4	63	15.8	42	0	Bert Rechichar	33	1277	38.7	56	0
1957	Milt Davis	10	219	21.9	75	2	Cotton Davidson	47	1663	35.4	56	0
1958	Andy Nelson	8	199	24.9	69	1	Ray Brown	41	1635	39.9	60	0
	Ray Brown	8	149	18.6	30	0						
1959	Milt Davis	7	119	17.0	57	1	Dave Sherer	51	2132	41.8	60	0
	Don Shinnick	7	70	10.0	23	0						
1960	Bob Boyd	7	132	18.9	74	0	Ray Brown	52	2001	38.5	55	0
1961	Gary Glick	4	18	4.5	10	0	Tom Gilburg	42	1804	43.0	61	0
1962	Bob Boyd	7	163	23.3	38	0	Tom Gilburg	57	2384	41.8	62	0
1963	Jim Welch	4	49	12.3	15	0	Tom Gilburg	52	2173	41.8	64	0
1964	Bob Boyd	9	185	20.6	47	0	Joe Don Looney	32	1358	42.4	64	0
1965	Bob Boyd	9	78	8.7	24	1	Tom Gilburg	54	2139	39.6	66	0
1966	Bob Boyd	6	114	19.0	37	1	David Lee	49	2233	45.6	64	1
1967	Bob Boyd	6	145	24.2	41	1	David Lee	49	2079	42.4	68	0
	Rick Volk	6	145	24.2	94	1						
1968	Bob Boyd	8	160	20.0	49	1	David Lee	49	1833	39.4	59	1
1969	Rick Volk	4	36	9.0	23	0	David Lee	57	2580	45.3	66	0
1970	Jerry Logan	6	92	15.3	33	2	David Lee	63	2820	44.7	62	1
1971	Charlie Stukes	8	95	11.9	40	0	David Lee	62	2542	41.0	76	0
1972	Charlie Stukes	5	23	4.6	11	0	David Lee	57	2400	42.1	60	1
1973	Stan White	4	40	10.0	22	1	David Lee	62	2398	38.7	60	2
1974	Mike Curtis	3	24	8.0	11	0	David Lee	71	2634	37.1	58	1
1975	Stan White	8*	135	16.9	32	1	David Lee	86	3402	39.6	62	1
1976	Jackie Wallace	5	105	21.0	41	0	David Lee	59	2342	39.7	56	0
1977	Lyle Blackwood	10	163	16.3	37	0	David Lee	82	3142	38.3	59	2
1978	Norm Thompson	6	52	8.7	31	0	David Lee	92	3513	38.2	67	2
1979	Sanders Shiver	4	85	21.2	52	0	Bucky Dilts	99	3657	36.9	53	2
	Lyle Blackwood	4	63	15.8	27	0						
	Larry Brazier	4	49	12.2	31t	1						
1980	Bruce Laird	5	71	14.2	18	0						
1981	Bruce Laird	3	59	19.7	24	0	Mike Bragg	82	3203	39.1	59	2
	Larry Brazier	3	35	11.7	27	0	Mike Garrett	78	3071	39.4	57	0
1982	Kim Anderson	2	25	12.5	25	0						
1983	Derrick Hatchett	4	36	9.0	25	0	Rohn Stark	46	2044	44.4	60	0
1984	Eugene Daniel	6	25	4.2	18	0	Rohn Stark	93	4124	45.3*	78	0
1985	Eugene Daniel	8	53	6.6	29	0	Rohn Stark	98	4383	44.7	72	0
1986	Leonard Coleman	4	36	9.0	31	0	Rohn Stark	78	3584	45.9*	68	2
1987	Mike Prior	6	57	9.5	38	0	Rohn Stark	76	3432	45.2*	63	0
1988	Willie Tullis	4	36	9.0	20	0	Rohn Stark	61	2440	40.0	63	2
1989	Keith Taylor	7	225	32.1	80t	1	Rohn Stark	64	2784	43.5	65	0
1990	Mike Prior	3	66	22.0	36	0	Rohn Stark	79	3392	42.9	64	1
1991	John Baylor	4	50	12.5	32	0	Rohn Stark	71	3084	43.4	61	1
1992	Mike Prior	6	44	7.3	19	0	Rohn Stark	82	3492	42.6	65	0
1993	Ray Buchanan	4	45	11.3	28	0	Rohn Stark	83	3716	44.8	64	0
1994	Ray Buchanan	8	221	27.6	90t	3	Rohn Stark	83	3595	43.3	65	0
1995	Eugene Daniel	3	142	47.3	97t	1	Rohn Stark	73	3092	42.4	60	1
	Ashley Ambrose	3	12	4.0	7	0	Chris Gardocki	63	2681	42.6	69	0

*NFL Record (Linebackers)

RECORDS

COLTS LASTS

- 100 YARDS RUSHING**
177, Marshall Faulk vs. St.L. Rams, 10/1/95
- 150 YARDS RUSHING**
177, Marshall Faulk vs. St.L. Rams, 10/1/95
- TWO 100+ RUSHERS (total 3)**
(117) Randy McMillan, (100) Albert Bentley vs. Buffalo, 10/6/85
- TWO TDs RUSHING**
2, Marshall Faulk at Oakland, 10/22/95
- THREE TDs RUSHING**
3, Marshall Faulk vs. St.L. Rams, 10/1/95
- RUSHING TD BY QB**
1t, Jim Harbaugh vs. Miami, 11/26/95
- 300 YARDS PASSING**
319, Jim Harbaugh at Miami, 10/8/95
- 350 YARDS PASSING**
376, Jeff George at Washington, 11/7/93
- 400 YARDS PASSING**
401, John Unitas vs. Atlanta, 9/17/67
- THREE TDs PASSING**
3, Jim Harbaugh at Miami, 10/8/95
- FOUR TDs PASSING**
4, Jack Trudeau vs. Miami, 12/17/89
- TD PASS OTHER THAN QB**
63t, RB-Curtis Dickey vs. Cardinals, 9/16/84
- 100 YARDS RECEIVING BY WR**
123, Sean Dawkins vs. San Diego, 12/17/95
- 100 YARDS RECEIVING BY RB**
127, Marshall Faulk vs. Washington, 10/30/94
- 100 YARDS RECEIVING BY TE**
125, Ken Dilger vs. San Francisco, 10/15/95
- TWO 100+ RECEIVERS (total of 16)**
(109) Matt Bouza, (104) Wayne Capers vs. Green Bay, 10/27/85
- 150 YARDS RECEIVING BY WR**
203, Reggie Langhorne at Washington, 11/7/93
- 10+ RECEPTIONS BY WR**
12, Reggie Langhorne at Washington, 11/7/93
- 10+ RECEPTIONS BY RB**
10, Anthony Johnson at Washington, 11/7/93
- TWO TDs RECEIVING**
2, Floyd Turner at Miami, 10/8/95
- TD RECEPTION BY RB**
7t, Marshall Faulk vs. Miami, 11/26/95
- TDs RUSHING AND RECEIVING**
Marshall Faulk (13r/18p) at Buffalo, 9/17/95
- THREE TOUCHDOWNS**
Marshall Faulk (3r) vs. St.L. Rams, 10/1/95
- THREE FIELD GOALS**
Cary Blanchard vs. San Diego, 12/17/95
- FOUR FIELD GOALS**
Cary Blanchard vs. San Francisco, 10/15/95
- PUNT RETURNED FOR TD**
75t, Dewell Brewer vs. Miami, 12/18/94
- PUNT BLOCKED BY COLTS**
Chris Goode vs. Miami, 12/17/89
- PUNT BLOCKED FOR TD**
Albert Bentley vs. San Francisco, 9/10/89
- KICKOFF RETURNED FOR TD**
95t, Aaron Bailey at Jacksonville, 12/10/95
- INTERCEPTION RETURNED FOR TD**
97t, Eugene Daniel vs. New York Jets, 10/29/95
- TWO INTERCEPTIONS**
2, Ashley Ambrose vs. New England, 12/23/95
- THREE INTERCEPTIONS**
3, Mike Prior vs. Phoenix, 12/20/92
- FUMBLE RETURNED FOR TD**
32t, Tony Bennett at New York Jets, 9/10/95
- SHUTOUT SCORED**
Indianapolis 6, at New England 0, 12/6/92
- SAFETY**
Tony Bennett vs. Miami, 11/26/95

OPPONENTS LASTS

- 100 YARDS RUSHING**
103, Curtis Martin vs. New England, 12/23/95
- 150 YARDS RUSHING**
179, Barry Foster at Pittsburgh, 9/18/94
- TWO 100+ RUSHERS (total of 5)**
Thurman Thomas (117), Kenneth Davis (108) at Buffalo, 10/13/91
- TWO TDs RUSHING**
2, Ricky Ervins vs. Washington, 10/30/94
- THREE TDs RUSHING**
3, Earl Campbell vs. Houston, 9/9/84
- RUSHING TD BY QB**
2t, Kerry Collins at Carolina, 12/3/95
- 300 YARDS PASSING**
355, Vince Evans at Oakland, 10/22/95
- 350 YARDS PASSING**
355, Vince Evans at Oakland, 10/22/95
- 400 YARDS PASSING**
469, Vinny Testaverde vs. Tampa Bay, 10/16/88
- THREE TDs PASSING**
3, Mark Brunell at Jacksonville, 12/10/95
- FOUR TDs PASSING**
4, Dan Marino vs. Miami, 11/26/95
- TD PASS OTHER THAN QB**
11t, RB-Keith Byers at Miami, 10/24/93
- 100 YARDS RECEIVING AT WR**
168, Tony Martin vs. San Diego, 12/17/95
- 100 YARDS RECEIVING BY RB**
106, Lorenzo White vs. Houston, 9/13/92
- 100 YARDS RECEIVING BY TE**
118, Tony McGee vs. Cincinnati, 9/3/95
- 200 YARDS RECEIVING**
230, Henry Ellard at L.A. Rams, 9/17/89
- TWO 100+ RECEIVERS (total of 16)**
Bruce Hill (162), Ron Hall (121) vs. Tampa Bay, 10/16/88
- 150 YARDS RECEIVING BY WR**
168, Tony Martin vs. San Diego, 12/17/95
- 10+ RECEPTIONS BY WR**
10, Tony Martin vs. San Diego, 12/17/95
- 10+ RECEPTIONS BY RB**
12, Keith Byers at Philadelphia, 9/30/90
- 10+ RECEPTIONS BY TE**
12, Ben Coates vs. New England, 11/27/94
- TWO TDs RECEIVING**
2, Tony Martin vs. San Diego, 12/17/95
- THREE TDs RECEIVING**
3, Henry Ellard at L.A. Rams, 9/17/89
- TD RECEPTION BY RB**
6t, Keith Byars vs. Miami, 11/26/95
- TDs RUSHING AND RECEIVING**
(9p/6r), Leroy Thompson at New England, 12/11/94
- THREE TOUCHDOWNS**
3, Henry Ellard (3 rec.) at L.A.. Rams, 9/17/89
- THREE FIELD GOALS**
3, Jeff Jaeger at Oakland, 10/22/95
- FOUR FIELD GOALS**
5, Doug Pelfrey vs. Cincinnati, 9/3/95
- PUNT RETURNED FOR TD**
71t, O.J. McDuffie at Miami, 10/24/93
- PUNT BLOCKED**
Michael Bates vs. Seattle, 10/2/94
- PUNT BLOCKED FOR TD**
Lawyer Tillman vs. Cleveland, 12/10/89
- KICKOFF RETURNED FOR TD**
84t, Napoleon Kaufman at Oakland, 10/22/95
- INTERCEPTION RETURNED FOR TD**
49t, Otis Smith at New York Jets, 9/10/95
- FUMBLE RETURNED FOR TD**
78t, Darrell Green at Washington, 11/7/93
- SHUTOUT SCORED**
New England 38 vs. Indianapolis 0, 12/26/93
- SAFETY**
Jim Harbaugh vs. Seattle, 10/2/94

RESULTS

COLTS PRESEASON RESULTS

(All Games on Saturday Night unless otherwise indicated, * denotes OT)

1947 WON 0, LOST 2

8/22 20-29 L 7,018
8/29 0-28 L 33,106

OPPONENT

Buffalo Bills (Hershey, Pa.)
Cleveland Browns (Akron, Ohio-Rubber Bowl)

1948 WON 1, LOST 2

8/ 8 21-27 L 15,000
8/22 14-42 L 35,139
8/27 21-17 W 13,417

OPPONENT

Los Angeles Dons (Portland, Ore.-Multnomah/Civic Stadium)
San Francisco 49ers (Kezar Stadium) Sun
Cleveland Browns (Toledo, Ohio-Glass Bowl)

1949 WON 3, LOST 1

8/10 28-12 W 2,953
8/16 14-28 L 35,000
8/19 5- 0 W 9,000

OPPONENT

Buffalo Bills (Wilmington, Del.-Blue Rock Stadium)
Brooklyn-NY Yankees (Babe Ruth Stadium)
Brooklyn-NY Yankees (Allentown, Pa.-Taylor Stadium)

EXHIBITION GAME

10/ 9 31- 0 W 4,000

Charlotte Clippers (Charlotte, NC-Charlotte Memorial Stadium)

1950 WON 0, LOST 7

8/13 27-30 L TBD
8/19 7-34 L 21,000
8/24 17-21 L 17,000
8/30 14-27 L 6,000
9/ 2 21-70 L 16,380
9/ 4 17-42 L 22,500
9/10 14-16 L 17,191

OPPONENT

Pittsburgh Steelers (Memorial Stadium) Sun
Cleveland Browns (Cincinnati, Ohio-Nippert Stadium)
Chicago Bears (Memorial Stadium) Thu
San Francisco 49ers (Memorial Stadium) Wed
Los Angeles Rams (San Antonio, Texas-Alamo Stadium)
New York Yanks (Shreveport, La.-Fairgrounds Stadium) Mon
Green Bay Packers (Fairgrounds Stadium) Sun

1953 WON 3, LOST 3

8/15 7-10 L 14,000
8/22 10- 7 W 7,000
8/26 13- 6 W 15,000
9/ 7 21-23 L 20,000
9/12 6-10 L 12,000
9/20 9- 3 W 22,800

OPPONENT

Philadelphia Eagles (Norfolk, Va.-Foreman Field) Fri
Chicago Cardinals (Lubbock, Texas-Jones Stadium) Fri
Pittsburgh Steelers (Rochester, NY-St. Thomas Aquinas HS) Wed
Cleveland Browns (Akron, Ohio-Rubber Bowl) Mon
New York Giants (St. Louis, Mo.-Busch Stadium)
Washington Redskins (Memorial Stadium) Sun

1954 WON 4, LOST 1

8/14 10- 0 W 10,031
8/22 27-21 W TBD
9/10 16-21 L TBD
9/15 20- 2 W 18,581
9/18 49-14 W 19,380

OPPONENT

Philadelphia Eagles (Hershey, Pa.)
Pittsburgh Steelers (Forbes Field) Sun
Pittsburgh Steelers (Tulsa, Okla.-Skelly Stadium) Fri
Chicago Cardinals (Comiskey Park) Wed
Washington Redskins (Memorial Stadium)

1955 WON 3, LOST 2, TIED 1

8/13 6-21 L 8,006
TBD 61- 0 W TBD
8/30 28-28 T 23,280
9/ 6 14-17 L 20,000
9/10 24-14 W 11,872
9/18 44-17 W TBD

OPPONENT

Philadelphia Eagles (Hershey, Pa.)
Fort Belvoir (Westminster, Md.-Westminster HS)
Washington Redskins (Minneapolis, Minn.-Parade Stadium) Tue
New York Giants (Minneapolis, Minn.) Tue
Chicago Cardinals (Comiskey Park)
Pittsburgh Steelers (Buffalo, NY-Civic Stadium) Sun

1956 WON 3, LOST 2

8/11 24-13 W 17,575
8/20 10-28 L 21,000
8/25 37-16 W 12,500
9/ 9 14-19 L 21,876
9/16 21-13 W 28,471

OPPONENT

Philadelphia Eagles (Hershey, Pa.)
New York Giants (Boston, Mass.-Braves Field) Mon
Pittsburgh Steelers (Cincinnati, Ohio-Nippert Stadium)
Philadelphia Eagles (Louisville, Ky.-Fairgrounds Stadium) Sun
Washington Redskins (Memorial Stadium) Sun

1957 WON 2, LOST 2, TIED 1

8/17 17-10 W 17,026
8/24 24-24 T TBD
9/ 8 14-24 L 34,352
9/15 27- 9 W 17,216
9/21 21-27 L 21,182

OPPONENT

Philadelphia Eagles (Hershey, Pa.)
Chicago Bears (Cincinnati, Ohio-Nippert Stadium)
Washington Redskins (Memorial Stadium) Sun
Chicago Cardinals (Louisville, Ky.-Fairgrounds Stadium) Sun
Chicago Cardinals (St. Louis, Mo.-Busch Stadium)

1958 WON 2, LOST 3, TIED 1

8/16 28-30 L 17,000
8/23 31-31 T 14,000
8/29 7-27 L 18,131
9/ 6 10-13 L 10,000
9/14 27-21 W 11,111
9/21 42-21 W 18,747

OPPONENT

Philadelphia Eagles (Hershey, Pa.)
Chicago Cardinals (Austin, Tx.-Memorial Stadium)
Washington Redskins (Memorial Stadium) Fri
Pittsburgh Steelers (Buffalo, NY-Civic Stadium)
New York Giants (Memorial Stadium) Sun
New York Giants (Louisville, Ky.-Fairgrounds Stadium) Sun

1959 WON 4, LOST 2

8/14 29- 0 W 70,000
8/21 28- 3 W 55,000
8/28 23-10 W 22,409
9/ 4 30-21 W TBD
9/13 13-35 L 15,928
9/20 17-31 L 16,671

OPPONENT

College All-Stars (Chicago, Ill.-Soldier Field) Fri
New York Giants (Dallas, Texas-Cotton Bowl) Fri
Washington Redskins (Memorial Stadium) Fri
Pittsburgh Steelers (Miami, Fla.-Orange Bowl) Fri
Philadelphia Eagles (Franklin Field) Sun
Chicago Cardinals (Louisville, Ky.-Fairgrounds Stadium) Sun

1960 WON 3, LOST 3

8/12 32- 7 W 70,000
8/19 14-10 W 40,000
8/26 21-31 L 14,000
9/ 2 28-34 L 33,265
9/12 30- 7 W 6,218
9/17 21-35 L 20,125

OPPONENT

College All-Stars (Chicago, Ill.-Soldier Field) Fri
Dallas Cowboys (Cotton Bowl) Fri
St. Louis Cardinals (Charleston, SC-Johnson Hagood Stadium) Fri
Pittsburgh Steelers (Miami, Fla.-Orange Bowl) Fri
Washington Redskins (Memorial Stadium) Tue
Philadelphia Eagles (Hershey, Pa.)

RESULTS

1961 WON 3, LOST 2

8/12 20-24 L 15,000
8/18 13- 3 W 10,203
8/26 41- 7 W 20,302
9/ 1 24-35 L 19,000
9/10 49-20 W 50,787

1962 WON 3, LOST 2

8/11 56-28 W 18,530
8/16 34-14 W 25,632
8/25 24-10 W 14,000
9/ 2 13-24 L 29,544
9/ 9 9-20 L 8,962

1963 WON 4, LOST 1

8/10 26-21 W 18,597
8/17 21- 7 W 83,218
8/24 17-14 W 18,000
8/31 27-21 W 22,000
9/ 7 7-14 L 51,218

1964 WON 3, LOST 1, TIED 1

8/ 8 28-17 W TBD
8/14 28-28 T 46,852
8/21 21-30 L 32,069
8/27 41-14 W 45,016
9/ 6 48-17 W 10,000

1965 WON 5, LOST 0

8/14 22-10 W 75,229
8/20 23- 3 W 48,035
8/28 38-10 W 47,186
9/ 4 33-23 W 22,117
9/11 33-14 W TBD

1966 WON 5, LOST 0

8/ 3 35- 0 W 45,805
8/13 31-17 W 41,352
8/19 33- 7 W 28,304
8/26 24-17 W 83,418
9/ 1 20- 0 W 39,766

1967 WON 4, LOST 1

8/13 33- 3 W 29,313
8/21 5- 9 L 34,054
8/26 14- 5 W 38,367
8/31 23-17 W 47,008
9/ 9 33- 7 W 58,492

1968 WON 5, LOST 1

8/ 3 14-12 W 51,154
8/10 10- 0 W 31,917
8/16 15-13 W 45,810
8/23 7-14 L 34,082
8/31 22-13 W 63,202
9/ 7 16-10 W 69,520

1969 WON 6, LOST 0

8/ 2 26- 6 W 52,171
8/ 9 34-30 W 51,246
8/15 33-29 W 47,015
8/22 20- 7 W 45,750
8/30 23-10 W 52,680
9/14 23- 7 W 58,975

1970 WON 4, LOST 2

8/ 8 33-21 W 53,519
8/14 17- 3 W 38,341
8/22 24- 7 W 42,499
8/29 13-20 L 73,533
9/ 5 20-14 W 34,500
9/12 14-17 L 46,045

1971 WON 3, LOST 4

7/30 24-17 W 52,289
8/ 7 3-10 L 16,771
8/14 21-13 W 17,593
8/22 20-23 L 91,745
8/28 20-14 W 46,045
9/ 3 14-27 L 22,291
9/11 3-24 L 50,212

1972 WON 3, LOST 3

8/ 4 3-33 L 42,864
8/14 0-16 L 53,627
8/21 23-17 W 76,882
8/26 16-13 W 37,221
9/ 1 17-24 L 40,238
9/10 20-13 W 49,605

OPPONENT

Pittsburgh Steelers (Roanoke, Va.-Victory Stadium)
Minnesota Vikings (Memorial Stadium) Fri
Washington Redskins (Norfolk, Va.-Foreman Field)
Dallas Cowboys (Norman, Okla.-Owen Field) Fri
New York Giants (New Haven, Ct.-Yale Bowl) Sun

OPPONENT

Philadelphia Eagles (Hershey, Pa.)
Washington Redskins (D.C. Stadium) Thu
Dallas Cowboys (Roanoke, Va.-Victory Stadium)
Minnesota Vikings (Metropolitan Stadium) Sun
Pittsburgh Steelers (Forbes Field) Sun

OPPONENT

Philadelphia Eagles (Hershey, Pa.)
Cleveland Browns (Cleveland Municipal Stadium)
Pittsburgh Steelers (Atlanta, Ga.-Ponce de Leon Stadium)
Washington Redskins (Norfolk, Va.-Foreman Field)
Chicago Bears (New Orleans, La.-Tulane Stadium)

OPPONENT

Philadelphia Eagles (Hershey, Pa.)
Detroit Lions (Tiger Stadium) Fri
St. Louis Cardinals (Busch Stadium) Fri
Washington Redskins (D.C. Stadium) Thu
Pittsburgh Steelers (Canton, Ohio-Fawcett Stadium-HOF) Sun

OPPONENT

St. Louis Cardinals (New Orleans, La.-Tulane Stadium)
Detroit Lions (Tiger Stadium) Fri
Pittsburgh Steelers (Atlanta, Ga.-Ponce de Leon Stadium)
Washington Redskins (Norfolk, Va.-Foreman Field)
Philadelphia Eagles (Hershey, Pa.)

OPPONENT

Washington Redskins (D.C. Stadium) Wed
Philadelphia Eagles (New Orleans, La.-Tulane Stadium)
St. Louis Cardinals (Busch Memorial Stadium) Fri
Cleveland Browns (Cleveland Municipal Stadium) Fri
Detroit Lions (Tiger Stadium) Fri

OPPONENT

Boston Patriots (Harvard Stadium) Sun
St. Louis Cardinals (Busch Memorial Stadium) Mon
Detroit Lions (Tiger Stadium)
Washington Redskins (D.C. Stadium) Fri
Dallas Cowboys (Cotton Bowl)

OPPONENT

Oakland Raiders (Oakland-Alameda County Coliseum)
Chicago Bears (Birmingham, Ala.-Legion Field) Fri
Washington Redskins (D.C. Stadium) Fri
Detroit Lions (Tiger Stadium) Fri
Miami Dolphins (Orange Bowl)
Dallas Cowboys (Cotton Bowl)

OPPONENT

San Diego Chargers (Jack Murphy Stadium)
Oakland Raiders (Oakland-Alameda County Coliseum)
Houston Oilers (Astrodome) Fri
Buffalo Bills (War Memorial) Fri
Miami Dolphins (Orange Bowl)
Dallas Cowboys (Cotton Bowl) Sun

OPPONENT

Oakland Raiders (Oakland-Alameda County Coliseum)
Kansas City Chiefs (Municipal Stadium) Fri
Denver Broncos (Mile High Stadium)
Miami Dolphins (Orange Bowl)
Detroit Lions (Raleigh, NC-Carter Stadium)
Washington Redskins (RFK Stadium)

OPPONENT

College All-Stars (Chicago, Ill.-Soldier Field) Fri
Kansas City Chiefs (Memorial Stadium)
Chicago Bears (Memorial Stadium)
Detroit Lions (Ann Arbor, Mich.-Michigan Stadium) Sun
Washington Redskins (RFK Stadium)
Dallas Cowboys (Memorial Stadium) Fri
Oakland Raiders (Jacksonville, Fla.-Gator Bowl)

OPPONENT

Washington Redskins (Tampa, Fla.-Tampa Stadium) Fri
Oakland Raiders (Oakland-Alameda County Coliseum) Sun
Kansas City Chiefs (Arrowhead Stadium) Sun
Pittsburgh Steelers (Tampa, Fla.-Tampa Stadium) Fri
Detroit Lions (Tampa, Fla.-Tampa Stadium) Fri
Denver Broncos (Mile High Stadium) Sun

RESULTS

1973 WON 2, LOST 4

8/ 4 7-34 L 50,350
8/11 20-34 L 57,122
8/18 32-28 W 33,174
8/25 3-20 L 54,947
9/ 1 9-20 L 41,571
9/ 9 17-10 W 41,860

OPPONENT

Pittsburgh Steelers (Three Rivers Stadium)
Atlanta Falcons (Fulton County Stadium)
Detroit Lions (Memphis, Tenn.-Liberty Bowl)
Washington Redskins (RFK Stadium)
Houston Oilers (Astrodome)
Denver Broncos (Mile High Stadium) Sun

1974 WON 1, LOST 4

8/ 9 3- 6 L 6,792
8/17 37- 3 W 25,116
8/26 16-20 L 29,987
8/31 7-23 L 39,668
9/ 6 6- 7 L 29,704

OPPONENT

Detroit Lions (Memorial Stadium) Fri
Cleveland Browns (Tampa, Fla.-Tampa Stadium)
Chicago Bears (Memorial Stadium) Mon
Atlanta Falcons (Fulton County Stadium)
Washington Redskins (RFK Stadium) Fri

1975 WON 2, LOST 4

8/ 9 23-20 W 35,269
8/16 3-10 L 43,097
8/22 10-31 L 32,081
8/30 3-27 L 60,643
9/ 8 26-21 W 30,505
9/12 10-24 L 30,110

OPPONENT

Denver Broncos (Mile High Stadium)
Atlanta Falcons (Lincoln, Neb.-Memorial Stadium)
Pittsburgh Steelers (Memorial Stadium) Fri
New Orleans Saints (Louisiana Superdome)
Houston Oilers (Astrodome) Mon
Washington Redskins (Memorial Stadium) Fri

1976 WON 2, LOST 4

7/31 21- 0 W 20,304
8/ 6 20- 3 W 35,575
8/14 14-25 L 54,338
8/20 20-26 L* 38,879
8/28 7-21 L 24,986
9/ 2 9-24 L 54,217

OPPONENT

Cleveland Browns (Lincoln, Neb.-Memorial Stadium)
Washington Redskins (Memorial Stadium) Fri
Chicago Bears (Soldier Field)
New Orleans Saints (Memorial Stadium) Fri
Atlanta Falcons (Fulton County Stadium)
Detroit Lions (Pontiac Silverdome) Thu

1977 WON 3, LOST 3

8/ 5 8-14 L 40,059
8/14 14- 7 W 37,189
8/19 29- 7 W 45,529
8/27 21-23 L 54,835
9/ 2 21-10 W 40,695
9/10 0-14 L 47,032

OPPONENT

Denver Broncos (Mile High Stadium)
Houston Oilers (Astrodome) Sun
Minnesota Vikings (Memorial Stadium) Fri
Dallas Cowboys (Texas Stadium)
Detroit Lions (Memorial Stadium) Fri
Tampa Bay Buccaneers (Tampa Stadium)

1978 WON 1, LOST 3

8/ 5 10-22 L 41,819
8/12 12-23 L 64,139
8/18 16-17 L 42,731
8/26 13- 7 W 49,718

OPPONENT

Pittsburgh Steelers (Memorial Stadium)
Tampa Bay Buccaneers (Tampa Stadium)
Washington Redskins (Memorial Stadium) Fri
Detroit Lions (Pontiac Silverdome)

1979 WON 2, LOST 2

8/ 3 17-14 W 36,733
8/11 3-24 L 43,056
8/17 17-31 L 44,251
8/24 17- 7 W 36,434

OPPONENT

Philadelphia Eagles (Memorial Stadium) Fri
Cleveland Browns (Cleveland Municipal Stadium)
Philadelphia Eagles (Veterans Stadium) Fri
Detroit Lions (Memorial Stadium) Fri

1980 WON 2, LOST 2

8/ 9 3-13 L 31,636
8/16 17- 3 W 53,314
8/22 37-20 W 27,163
8/29 35-51 L 51,103

OPPONENT

Washington Redskins (Memorial Stadium)
Green Bay Packers (Milwaukee County Stadium)
New York Giants (Memorial Stadium) Fri
Atlanta Falcons (Fulton County Stadium) Fri

1981 WON 0, LOST 4

8/ 8 23-24 L 46,792
8/15 17-20 L 40,716
8/22 7-13 L 44,937
8/28 17-31 L 55,794

OPPONENT

New Orleans Saints (Louisiana Superdome)
New York Giants (Giants Stadium)
Washington Redskins (Memorial Stadium)
Seattle Seahawks (Kingdome) Fri

1982 WON 3, LOST 2

8/ 7 14-30 L 23,379
8/14 19-14 W 31,985
8/21 34- 3 W 56,748
8/28 15-37 L 52,471
9/ 4 26-17 W 58,972

OPPONENT

Minnesota Vikings (Canton, Ohio-Fawcett Stadium-HOF)
New York Giants (Memorial Stadium)
Atlanta Falcons (Tempe, Ariz.-Sun Devil Stadium)
Pittsburgh Steelers (Three Rivers Stadium)
Chicago Bears (Soldier Field)

1983 WON 2, LOST 2

8/ 4 15- 0 W 42,359
8/13 10- 7 W 56,061
8/20 14-27 L 32,205
8/26 7-10 L 37,420

OPPONENT

Houston Oilers (Astrodome) Thu
Minnesota Vikings (HHH Metrodome)
New York Giants (Giants Stadium)
Atlanta Falcons (Fulton County Stadium) Fri

1984 WON 1, LOST 3

8/ 4 3-24 L 37,559
8/11 26-20 W 60,236
8/18 0-31 L 68,951
8/25 17-34 L 54,479

OPPONENT

Miami Dolphins (Orange Bowl)
New York Giants (Hoosier Dome)
Denver Broncos (Mile High Stadium)
Green Bay Packers (Lambeau Field)

1985 WON 2, LOST 2

8/10 19- 7 W 60,014
8/17 24-13 W 46,252
8/24 3-20 L 71,406
8/30 21-31 L 60,006

OPPONENT

Seattle Seahawks (Hoosier Dome)
Chicago Bears (Soldier Field)
Denver Broncos (Mile High Stadium)
Cincinnati Bengals (Hoosier Dome) Fri

1986 WON 1, LOST 3

8/ 8 14-21 L 55,443
8/16 21-38 L 66,030
8/23 20-13 W 57,921
8/30 20-23 L* 57,969

OPPONENT

Seattle Seahawks (Kingdome) Fri
Chicago Bears (Soldier Field)
Detroit Lions (Hoosier Dome)
Minnesota Vikings (Hoosier Dome)

RESULTS

1987 WON 3, LOST 1

8/15 22-19 W 45,753
8/22 13-37 L 49,304
8/29 17- 6 W 51,975
9/ 5 23-16 W 50,111

1988 WON 3, LOST 1

8/ 6 20- 7 W 44,258
8/13 25-21 W 53,720
8/20 18- 6 W 54,117
8/25 20-21 L 73,957

1989 WON 4, LOST 0

8/12 31- 7 W 57,771
8/19 24-23 W 30,218
8/26 30- 0 W 54,750
9/ 2 38-34 W 55,128

1990 WON 0, LOST 4

8/11 7-16 L 51,044
8/17 10-13 L 52,475
8/27 16-17 L 47,999
8/31 14-17 L 54,796

1991 WON 1, LOST 3

8/ 2 3-10 L 75,375
8/10 7-17 L 47,943
8/17 34-28 W 45,963
8/23 21-23 L 52,687

1992 WON 2, LOST 2

8/ 8 34-14 W 42,786
8/15 10-27 L 43,727
8/22 0-20 L 55,362
8/28 21-10 W 65,557

1993 WON 2, LOST 2

8/ 7 16-13 W* 45,055
8/14 7-24 L 42,792
8/20 18- 7 W 43,642
8/27 10-41 L 56,811

1994 WON 4, LOST 0

8/ 5 13- 9 W 40,469
8/13 26-21 W 49,089
8/20 17-14 W 45,650
8/25 24- 7 W 39,052

1995 WON 3, LOST 1

8/ 4 21-34 L 39,946
8/12 20-17 W 38,006
8/19 20-17 W* 55,624
8/24 29- 7 W 45,626

OPPONENT

Detroit Lions (Pontiac Silverdome)
Minnesota Vikings (HHH Metrodome)
Houston Oilers (Hoosier Dome)
Tampa Bay Buccaneers (Hoosier Dome)

OPPONENT

Tampa Bay Buccaneers (Tampa Stadium)
Green Bay Packers (Hoosier Dome)
New Orleans Saints (Hoosier Dome)
Denver Broncos (Mile High Stadium) Thu

OPPONENT

New Orleans Saints (Louisiana Superdome)
Green Bay Packers (Lambeau Field)
Tampa Bay Buccaneers (Hoosier Dome)
Denver Broncos (Hoosier Dome)

OPPONENT

Denver Broncos (Hoosier Dome)
Seattle Seahawks (Kingdome) Fri
Philadelphia Eagles (Hoosier Dome) Mon
New Orleans Saints (Louisiana Superdome) Fri

OPPONENT

Denver Broncos (Mile High Stadium) Fri
Seattle Seahawks (Hoosier Dome)
New Orleans Saints (Hoosier Dome)
Philadelphia Eagles (Veterans Stadium) Fri

OPPONENT

New England Patriots (Hoosier Dome)
Seattle Seahawks (Hoosier Dome)
Cincinnati Bengals (Riverfront Stadium)
Kansas City Chiefs (Arrowhead Stadium) Fri

OPPONENT

Seattle Seahawks (Kingdome)
Cincinnati Bengals (Hoosier Dome)
Los Angeles Raiders (Hoosier Dome) Fri
Green Bay Packers (Lambeau Field) Fri

OPPONENT

Seattle Seahawks (RCA Dome) Fri
Cincinnati Bengals (Riverfront Stadium)
Pittsburgh Steelers (Three Rivers Stadium)
Cleveland Browns (RCA Dome) Thu

OPPONENT

Cincinnati Bengals (RCA Dome) Fri
Seattle Seahawks (Kingdome)
Green Bay Packers (Lambeau Field)
Chicago Bears (RCA Dome) Thu

PRESEASON SERIES RECORDS

Won 118, Lost 91, Tied 4 (Since 1953)

	Won	Lost	Tied	First Meeting
Arizona Cardinals	6	5	1	1953
Atlanta Falcons	1	6	0	1973
Buffalo Bills	1	0	0	1969
Chicago Bears	6	4	1	1957
Cincinnati Bengals	1	4	0	1985
Cleveland Browns	5	2	0	1953
College All-Stars	3	0	0	1959
Dallas Cowboys	5	3	0	1960
Denver Broncos	5	6	0	1970
Detroit Lions	10	5	1	1964
Green Bay Packers	4	2	0	1980
Houston Oilers	5	1	0	1969
Kansas City Chiefs	3	1	0	1970
Miami Dolphins	2	2	0	1968
Minnesota Vikings	3	4	0	1961
New England Patriots	2	0	0	1967
New Orleans Saints	3	4	0	1975
New York Giants	7	5	0	1953
Oakland Raiders	4	2	0	1968
Philadelphia Eagles	9	9	0	1953
Pittsburgh Steelers	10	9	0	1953
San Diego Chargers	1	0	0	1969
Seattle Seahawks	4	5	0	1981
Tampa Bay Buccaneers	3	2	0	1977
Washington Redskins	15	10	1	1953

1947 COLTS STATISTICS

ALL-AMERICA FOOTBALL CONFERENCE

Record: 2-11-1 Coach: Cecil Isbell

Fourth - Eastern Division

Date	Results	Opponent	Attendance	Receiving	No.	Yds.	Avg.	TD
9/ 7	W 16- 7	BROOK. DODGERS	27,418	Davis	46	515	11.2	2
9/14	L 7-14	@ S.F. 49ers	25,787	Hillenbrand	39	702	18.0	7
9/21	L 0-28	@ Cleveland Browns	44,257	Bechtol	17	167	9.8	1
9/28	L 7-21	N.Y. YANKEES	51,583	Vardian	16	280	17.5	1
10/ 5	T 28-28	S.F. 49ERS	29,556	Mobley	11	121	11.0	1
10/12	L 15-20	@ Buffalo Bills	27,345	Blount	8	148	18.5	0
10/19	L 10-38	L.A. DONS	36,852	Sigurdson	8	104	13.0	0
10/26	L 0-56	@ L.A. Dons	25,148	Madar	8	53	6.6	0
11/ 2	L 21-35	@ N.Y. Yankees	21,714	Dudish	7	130	18.6	1
11/ 7	L 21-27	@ Chicago Rockets	5,395	Terrell	6	21	3.5	0
11/16	L 14-21	@ Brook. Dodgers	9,604	Jones	3	23	7.7	0
11/23	L 14-33	BUFFALO BILLS	19,593	Mertes	2	28	14.0	0
11/30	W 14- 7	CHICAGO ROCKETS	14,085	Getchell	2	17	8.5	0
12/ 7	L 0-42	CLEVELAND BROWNS	20,574	Castiglia	1	10	10.0	0

Team Statistics		Colts	Opp	COLTS		OPPONENTS	
TOTAL FIRST DOWNS		161	183	177	2337	13.2	13
Rushing		65	118	124	1791	14.4	17
Passing		85	59				
Penalty		11	6				
NET YARDS RUSHING		1161	2665				
Avg. Per Game		82.9	190.4				
NET YARDS PASSING		2337	1791				
Avg. Per Game		166.9	127.9				
Att./Completions		352/177	239/124				
Completion Pct.		50.3	51.9				
Had Intercepted		24	14				
PUNTS/AVERAGE		78/36.2	56/40.0				
PENALTIES/YARDS		47/360	59/488				
FUMBLES/BALL LOST		36/23	50/25				
TOUCHDOWNS		22	53				
Rushing		7	29				
Passing		13	17				
Defense/Kicking		1/1	5/2				

Scoring	TDR	TDP	TDR1	PAT	FG	S	TP	Punting	No.	Yds.	Avg.	Blk.
Hillenbrand	2		7	1			60	Galvin	66	2377	36.0	2
Leo				19-20	3-8		28	Case	5	152	30.4	1
Davis		2					12	Nemeth	4	167	41.8	0
Dudish	1	1					12	Sinkwich	3	126	42.0	0
Mertes	2						12	COLTS	78	2822	36.2	3
Mobley	1	1					12	OPPONENTS	56	2240	40.0	2
Bechtol		1					6	Punt Returns	No.	Yds.	Avg.	TD
Castiglia			1				6	Hillenbrand	13	201	15.5	0
Vardian		1					6	Dudish	5	121	24.2	0
Schwenk	1						6	Mobley	5	74	14.8	0
Case				1-1	1-1		4	Vardian	5	66	13.2	0
Team							1	Case	2	18	9.0	0
Nemeth				1-1	0-1		1	Davis	1	33	33.0	0
COLTS	7	13	2	21-22	4-10	1	167	Terrell	1	18	18.0	0
OPPONENTS	29	17	7	50-53	3-12		377	Sinkwich	1	15	15.0	0

Rushing	No.	Yds.	Avg.	TD	COLTS	Yds.	Avg.	TD
Mertes	95	321	3.4	2	546	16.5	0	
Sinkwich	55	208	3.8	0	627	13.6	1	
Hillenbrand	66	204	3.1	2				
Wright	38	113	3.0	0				
Mobley	26	90	3.5	1				
Schwenk	25	58	2.3	1				
Vardian	35	57	1.6	0				
Black	5	39	7.8	0				
Dudish	28	30	1.1	1				
Terrell	21	20	0.9	0				
Castiglia	9	18	2.0	0				
Davis	3	14	4.7	0				
Nemeth	1	1	1.0	0				
Case	1	0	0.0	0				
Bechtol	2	-1	0.5	0				
Cure	2	-1	0.5	0				
Blount	1	-2	-2.0	0				
Trebotich	3	-4	-1.3	0				
Galvin	1	-4	-4.0	0				
COLTS	417	1161	2.8	7				
OPPONENTS	571	2665	4.7	29				

Passing	Att.	Comp.	Yds.	Pct.	Avg./Att.	TD	TD%	Int.	Int. %	Rating
Schwenk	327	168	2236	51.4	6.84	13	4.0	20	6.1	61.2
Case	11	4	49	36.4	4.45	0	0.0	1	9.1	13.1
Galvin	6	3	34	50.0	5.67	0	0.0	0	0.0	67.4
Nemeth	6	2	18	33.3	3.00	0	0.0	2	33.3	2.8
Davis	1	0	0	0.0	0.00	0	0.0	0	0.0	39.6
Hillenbrand	1	0	0	0.0	0.00	0	0.0	1	100.0	0.0
COLTS	352	177	2337	53.0	6.64	13	3.7	24	6.8	55.6
OPPONENTS	239	124	1791	51.9	7.49	17	7.1	14	5.9	75.8

1948 COLTS STATISTICS

Record: 7-7 Coach: Cecil Isbell
Tied First -Eastern Division

Date	Results	Opponent	Attendance	Receiving	No.	Yds.	Avg.	TD
9/ 5	W 45-28	N.Y. YANKEES	31,800	Hillenbrand	50	970	19.4	6
9/10	L 14-21	@ Chicago Rockets	15,642	Davis	41	765	18.7	7
9/16	W 27-14	@ N.Y. Yankees	18,959	Williams	32	360	11.3	2
9/26	W 35-20	BROOK. DODGERS	34,554	Pfohl	13	134	10.3	1
10/ 5	L 10-14	CLEVELAND BROWNS	22,359	Leicht	12	134	11.2	1
10/10	L 14-56	S.F. 49ERS	37,209	North	8	204	25.5	1
10/15	W 29-14	@ L.A. Dons	40,019	Smith	8	131	16.4	1
10/24	L 10-21	@ S.F. 49ers	27,978	Mertes	6	56	9.3	0
10/31	L 17-35	@ Buffalo Bills	23,964	Gambino	6	28	4.7	0
11/ 7	L 7-28	@ Cleveland Browns	32,314	Vardian	3	26	8.7	0
11/14	W 38-24	CHICAGO ROCKETS	21,899	Mayne	2	33	16.5	0
11/21	L 14-17	L.A. DONS	25,228	Bechtol	2	25	12.5	0
11/28	W 38-20	@ Brook. Dodgers	7,629	Nowaskey	1	31	31.0	0
12/ 5	W 35-15	BUFFALO BILLS	33,090	Poole	1	2	2.0	0
12/12	L 17-28	BUFFALO BILLS	27,327	COLTS	185	2899	15.7	19
				OPPONENTS	177	2438	13.8	18

Team Statistics	Colts	Opp	Interceptions	No.	Yds.	Avg.	TD	
TOTAL FIRST DOWNS	218	224	Davis	5	110	22.0	0	
Rushing	120	125	Leicht	5	91	18.2	0	
Passing	84	84	Fowler	3	0	0.0	0	
Penalty	14	15	Dellerba	2	18	9.0	0	
NET YARDS RUSHING	2166	2522	Grossman	2	13	6.5	0	
Avg. Per Game	154.7	180.1	North	1	25	25.0	0	
TOTAL YARDS PASSING	2899	2438	McCormick	1	5	5.0	0	
Avg. Per Game	207.1	174.1	Barwegan	1	0	0.0	0	
Att./Completions	340/185	364/177	Smith	1	0	0.0	0	
Completion Pct.	54.4	48.6	Sylvester	1	0	0.0	0	
Had Intercepted	13	22	COLTS	22	262	11.9	0	
PUNTS/AVERAGE	66/38.6	58/43.4	OPPONENTS	13	208	16.0	2	
PENALTIES/YARDS	84/743	73/556	Punting	No.	Yds.	Avg.	LG	Blk.
FUMBLES/BALL LOST	33/21	30/14	O'Rourke	66	2546	38.6	76	1
TOUCHDOWNS	43	46	COLTS	66	2546	38.6	76	1
Rushing	22	21	OPPONENTS	58	2517	43.4	—	0
Passing	19	18	Punt Returns	No.	Yds.	Avg.	TD	
Defense/Kicking	1/1	7/0	Hillenbrand	18	231	12.8	0	

Scoring	TDR	TDP	TDR1	PAT	FG	S	TP	Punt Returns	No.	Yds.	Avg.	TD
Hillenbrand	7	6					78	Hillenbrand	18	231	12.8	0
Grossman				43-43	10-18		73	Leicht	8	139	17.4	0
Davis		7					42	Fowler	4	41	10.3	0
Pfohl	4	1	1				36	Vardian	3	34	11.3	0
Mertes	4						24	Pfohl	2	102	51.0	1
Tittle	4						24	Mayne	2	24	12.0	0
Williams		2					12	Sylvester	2	16	8.0	0
North			1				12	Davis	1	10	10.0	0
Leicht	1	1					12	COLTS	40	597	14.9	1
Smith		1					6	OPPONENTS	31	318	10.3	0
O'Rourke	1						6	Kickoff Returns	No.	Yds.	Avg.	TD
Gambino	1						6	Pfohl	17	366	21.5	0
Team						1	2	Hillenbrand	16	356	22.3	0
COLTS	22	19	2	43-43	10-18	1	333	Leicht	4	83	20.8	0
OPPONENTS	21	18	7	43-46	2-11	1	327	Vardian	3	66	22.0	0

Rushing	No.	Yds.	Avg.	TD
Mertes	155	680	4.4	4
Hillenbrand	100	510	5.1	7
Pfohl	107	455	4.3	4
Gambino	54	194	3.6	1
Tittle	52	157	3.0	4
Leicht	20	88	4.4	1
Fowler	6	30	5.0	0
Mayne	14	26	1.9	0
O'Rourke	7	15	2.1	1
Vardian	6	13	2.2	0
Smith	1	1	1.0	0
Dellerba	2	0	0.0	0
Grossman	8	-3	-0.4	0
COLTS	532	2166	4.1	22
OPPONENTS	504	2522	5.0	21

Passing	Att.	Comp.	Yds.	Pct.	Avg./Att.	TD	TD%	Int.	Int. %	Rating
Tittle	289	161	2522	55.7	8.73	17	5.5	9	3.1	90.3
O'Rourke	51	24	377	47.1	7.39	3	5.9	4	7.8	59.0
COLTS	340	185	2899	54.4	8.53	19	5.6	13	3.8	85.7
OPPONENTS	365	177	2438	48.6	6.70	18	4.9	22	6.0	61.8

1949 COLTS STATISTICS

Record: 1-11 Coach: Cecil Isbell (4 games) Walt Driskill (8 games)
Seventh-Eastern Conference

Date	Results	Opponent	Attendance	Receiving	No.	Yds.	Avg.	TD
8/28	L 17-31	@ S.F. 49ers	29,095	Davis	38	548	14.4	1
9/ 2	L 17-49	L.A. DONS	20,211	Stone	31	621	20.0	6
9/11	L 0-21	@ Cleveland Browns	21,621	North	25	490	19.6	4
9/16	L 7-35	@ Chicago Hornets	18,483	Williams	20	266	13.3	1
9/25	L 20-28	CLEVELAND BROWNS	34,879	Wedemeyer	10	112	11.2	0
10/ 2	W 35-28	@ Buffalo Bills	25,692	Gambino	10	67	6.7	1
10/16	L 21-24	BROOK/NY YANKEES	32,645	Jagade	8	44	5.5	0
10/23	L 7-17	CHICAGO HORNETS	32,107	Pfohl	7	62	8.9	0
10/30	L 14-21	@ Brook/NY Yankees	10,692	Page	4	62	15.5	0
11/16	L 10-28	S.F. 49ERS	23,704	Kelly	2	25	12.5	0
11/20	L 10-21	L.A. DONS	19,503	Mertes	2	22	11.0	1
11/27	L 14-38	BUFFALO BILLS	16,323	Cowan	1	26	26.0	0

Team Statistics	Colts	Opp	Colts	Opponents	Colts	Opponents
TOTAL FIRST DOWNS	151	189	COLTS	160	2355	14.7 14
Rushing	66	121	OPPONENTS	127	1851	14.6 18
Passing	78	60				
Penalty	7	8				

NET YARDS RUSHING	Colts	Opp	Interceptions	No.	Yds.	Avg.	TD
	1284	2396	Kelly	3	24	8.0	0
Avg. Per Game	107.0	199.7	Cowan	3	17	5.7	0

TOTAL YARDS PASSING	Colts	Opp	Davis <th>1</th> <th>35</th> <th>35.0</th> <th>0</th>	1	35	35.0	0
	2355	1851	Ruthstrom	1	15	15.0	0
Avg. Per Game	196.3	154.3	Nowaskey	1	9	9.0	0
Att./Completions	325/160	256/127	Leonard	1	7	7.0	0
Completion Pct.	49.2	49.6	Bechtol	1	6	6.0	0
Had Intercepted	22	13	Kingery	1	0	0.0	0

PUNTS/AVERAGE	Colts	Opp	Stoney	1	0	0.0	0
	62/37.9	52/40.7	COLTS	13	113	8.7	0
PENALTIES/YARDS	49/369	72/590	OPPONENTS	22	378	17.2	1
FUMBLES/BALL LOST	32/21	28/17					

TOUCHDOWNS	Colts	Opp	Punting	No.	Yds.	Avg.	Blk.
	22	47	O'Rourke	28	1098	39.2	0
Rushing	8	28	Grossman	28	1087	38.8	0
Passing	14	18	Kingery	3	109	36.3	0
Defense/Kicking	0/0	1/0	Wedemeyer	3	54	18.0	0

Scoring	TDR	TDP	TDR1	PAT	FG	S	TP
Colts	2	6		19-19	6-11		48
Grossman							37
North			4				24
Jagade	2						12
Pfohl	2						12
Tittle	2						12
Davis		1					6
Gambino		1					6
Williams		1					6
Mertes		1					6
Vacanti				3-0	0-2		3
COLTS	8	14	0	22-22	6-13		172
OPPONENTS	28	18	1	47-47	4-9		341

Punt Returns	No.	Yds.	Avg.	TD
Wedemeyer	16	221	13.8	0
Leicht	9	109	12.1	0
Kingery	2	19	9.5	0
Page	1	16	16.0	0
COLTS	28	365	13.0	0
OPPONENTS	35	547	15.6	0

Kickoff Returns	No.	Yds.	Avg.	TD
Wedemeyer	30	602	20.1	0
Leicht	8	171	21.4	0
Jagade	6	75	12.5	0
Page	4	108	27.0	0
Pfohl	4	98	24.5	0
Kelly	2	31	15.5	0
Leonard	1	25	25.0	0
Stone	1	25	25.0	0
Davis	1	13	13.0	0
Vacanti	1	10	10.0	0
COLTS	58	1158	20.0	0
OPPONENTS	34	690	20.3	0

Rushing	No.	Yds.	Avg.	TD
Wedemeyer	64	291	4.6	0
Gambino	56	208	3.7	0
Stone	51	205	4.0	2
Pfohl	67	205	3.1	2
Jagade	33	174	5.3	2
Tittle	29	89	3.1	2
Page	25	81	3.2	0
Kelly	9	17	1.9	0
Vacanti	7	10	1.4	0
Mertes	11	8	0.7	0
Kingery	3	3	1.0	0
Cowan	1	0	0.0	0
Leicht	6	-7	-1.2	0
COLTS	362	1284	3.6	8
OPPONENTS	511	2396	4.7	28

Passing	Att.	Comp.	Yds.	Pct.	Avg./Att.	TD	TD%	Int.	Int.%	Rating
Tittle	289	148	2209	51.2	7.64	14	4.8	18	6.2	66.8
Vacanti	27	11	134	40.7	4.96	0	0.0	1	3.7	41.3
O'Rourke	7	1	12	14.3	1.71	0	0.0	1	14.3	0.0
Grossman	1	0	0	0.0	0.00	0	0.0	1	100.0	0.0
Wedemeyer	1	0	0	0.0	0.00	0	0.0	1	100.0	0.0
COLTS	325	160	2355	49.2	7.25	14	4.3	22	6.8	59.5
OPPONENTS	256	127	1851	49.6	7.23	18	7.0	13	5.1	75.8

1950 COLTS STATISTICS

NATIONAL FOOTBALL LEAGUE

Record: 1-11 Coach: Clem Crowe

Seventh-National Conference

Date	Results	Opponent	Attendance	Receiving	No.	Yds.	Avg.	LG	TD
9/17	L 14-38	WASH. REDSKINS	26,267	Salata	50	618	12.5	57t	4
9/24	L 0-31	CLEVELAND BROWNS	15,201	Mutryn	32	373	11.7	30	2
10/ 2	L 13-55	@ Chicago Cardinals	14,439	Spavital	21	238	11.3	45t	1
10/15	L 14-24	PHIL. EAGLES	14,413	Crisler	19	307	16.2	62	5
10/22	L 27-70	@ L.A. Rams	16,026	Collins	19	295	15.5	63	0
10/29	L 14-17	@ S.F. 49ers	15,091	Owens	19	188	9.9	43	0
11/ 5	W 41-21	GREEN BAY PACKERS	12,971	Oristaglio	14	134	9.6	16	0
11/12	L 7-17	@ Pittsburgh Steelers	24,141	Stone	12	324	27.0	69t	2
11/19	L 20-55	N.Y. GIANTS	14,081	North	5	90	18.0	39	0
11/26	L 28-38	@ Wash. Redskins	21,275	Spaniel	5	84	16.8	35	0
12/ 3	L 21-45	DETROIT LIONS	12,059	Spinney	2	19	9.5	12	0
12/10	L 14-51	NEW YORK YANKS	5,003	Fletcher	2	18	9.0	10	0

Team Statistics		Colts	Opp						
TOTAL FIRST DOWNS		188	257						
Rushing		56	150						
Passing		109	96						
Penalty		23	11						
NET YARDS RUSHING		1148	2857						
Avg. Per Game		95.7	238.1						
TOTAL YARDS PASSING		2723	2545						
Avg. Per Game		226.9	212.1						
Att./Completions		438/206	304/156						
Completion Pct.		47.0	51.3						
Had Intercepted		31	34						
PUNTS/AVERAGE		83/40.2	56/39.1						
PENALTIES/YARDS		63/579	96/967						
FUMBLES/BALL LOST		32/21	29/14						
TOUCHDOWNS		31	63						
Rushing		12	28						
Passing		14	31						
Defense/Kicking		4/1	3/1						

Scoring	TDR	TDP	TDR1	PAT	FG	S	TP				
Crisler							30				
Mutryn	2	2					24				
Salata							24				
Stone	1	2					18				
Spavital	2	1					18				
Grossman				16-19	0-3		16				
Tittle	2						12				
Spaniel	1		1				12				
Rich			2				12				
Zalejski	1		1				12				
Kissell				11-11	0-1		11				
Williams	1						6				
Mazzanti	1						6				
Burk	1						6				
Owens			1				6				
Brown				0-1			0				
COLTS	12	14	5	27-31	0-4		213				
OPPONENTS	28	31	4	61-63	7-13		462				

Rushing	No.	Yds.	Avg.	LG	TD					
Mutryn	108	355	3.3	34t	2					
Spavital	58	246	4.2	96t	2					
Stone	14	113	8.1	72t	1					
Collins	69	101	1.5	12	0					
Campbell	20	93	4.7	14	0					
Tittle	20	77	3.9	23	2					
Williams	0	50	0.0	50t	1					
Buksar	12	44	3.7	25	0					
Mazzanti	7	22	3.1	7t	1					
Spaniel	14	21	1.5	15t	1					
Burk	11	19	1.7	10	1					
Kissell	2	6	3.0	7	0					
Rich	2	6	3.0	5	0					
Zalejski	7	-2	-0.3	6t	1					
Livingstone	1	-3	-3.0	-3	0					
COLTS	345	1148	3.3	96t	12					
OPPONENTS	514	2857	5.6	—	28					

Passing	Att.	Comp.	Yds.	Pct.	Avg./Att.	TD	TD%	Int.	Int. %	LG	Rating
Tittle	315	161	1884	51.1	5.98	8	2.5	19	6.0	62	52.9
Burk	119	43	798	36.1	6.71	6	5.0	12	10.0	69t	37.4
Filchok	3	1	1	33.3	0.33	0	0.0	0	0.0	1	42.4
Mutryn	1	1	40	100.0	40.00	0	0.0	0	0.0	40	118.8
COLTS	438	206	2723	47.0	6.22	14	3.2	31	7.1	69t	48.3
OPPONENTS	304	156	2545	51.3	8.37	31	10.2	34	11.2	—	74.1

1953 COLTS STATISTICS

Record: 3-9 Coach: Keith Molesworth
Fifth - Western Conference

Home: 2-4 Conf: 2-8
Away: 1-5 NConf: 1-1

Date	Results	Opponent	Attendance	Receiving	No.	Yds.	Avg.	LG	TD
9/27	W 13-9	CHICAGO	23,715	Young	12	201	16.8	49t	3
10/3	L 17-27	DETROIT	25,159	Brethauer	10	133	13.3	25	0
10/11	W 16-14	@ Chicago	35,316	McPhail	10	38	3.8	45	0
10/18	L 14-37	@ Green Bay	18,713	Huzvar	6	55	9.2	30t	1
10/25	W 27-17	WASHINGTON	34,031	Rechichar	3	151	50.3	66t	2
10/31	L 24-35	GREEN BAY	33,797	Keane	3	61	20.3	37	0
11/7	L 7-17	@ Detroit	46,508	Kalmanir	3	31	10.3	22t	1
11/15	L 14-45	@ Philadelphia	27,813	Shula	1	6	6.0	6	0
11/22	L 13-21	L.A. RAMS	27,268	Marchetti	0	19	0.0	19	0
11/29	L 21-38	SAN FRANCISCO	26,005	COLTS	126	1625	12.9	66t	13
12/5	L 2-45	@ L.A. Rams	26,696	OPPONENTS	165	2411	14.6	59	21
12/13	L 14-45	@ San Francisco	23,432						

Team Statistics	Colts	Opp	Interceptions	No.	Yds.	Avg.	LG	TD
TOTAL FIRST DOWNS	157	232	Keane	11	118	10.7	35	0
Rushing	75	121	Rechichar	7	64	9.1	36t	1
Passing	66	95	Shula	3	46	15.3	35	0
Penalty	16	16	Taseff	3	36	12.0	29	0
TOTAL NET YARDS	2716	4486	Pellington	2	22	11.0	22	0
Avg. Per Game	226.3	373.8	Brethauer	1	17	17.0	17	0
NET YARDS RUSHING	1459	2315	Agase	1	5	5.0	5	0
Avg. Per Game	121.6	192.9	Mioduszewski	1	0	0.0	0	0
Total Rushes	376	445	COLTS	29	308	10.6	36t	1
NET YARDS PASSING	1257	2171	OPPONENTS	27	469	17.4	54t	3
Avg. Per Game	104.8	180.9	Punting	No.	Yds.	Avg.	LG	Bik.
Tackled/Yards Lost	-368	-240	Taliaferro	65	2438	37.5	61	0
Gross Yards	1625	2411	Keane	18	752	41.8	56	0
Att./Completions	319/126	321/165	COLTS	83	3190	38.4	61	0
Completion Pct.	39.5	51.4	OPPONENTS	55	2217	40.3	65	0
Had Intercepted	27	29	Punt Returns	No.	Yds.	Avg.	LG	TD
PUNTS/AVERAGE	83/38.4	55/40.3	Taliaferro	10	31	3.1	7	0
PENALTIES/YARDS	69/623	87/757	Young	6	9	1.5	9	0
FUMBLES/BALL LOST	34/21	42/27	Coutre	4	38	9.5	25	0
TOUCHDOWNS	23	46	Mioduszewski	4	13	3.3	5	0
Rushing	7	21	Kalmanir	2	19	9.5	14	0
Passing	13	21	Taseff	1	71	71.0	71t	1
Defense/Kicking	1/2	3/1	Keane	1	3	3.0	3	0
			Rechichar	1	0	0.0	0	0

Score By Periods	1	2	3	4	Total
COLTS	38	44	39	61	182
OPPONENTS	77	105	83	85	350

Scoring	TDR	TDP	TDR1	PAT	FG	S	TP	Kickoff Returns	No.	Yds.	Avg.	LG	TD
Rechichar		2	1		5-13		33	Taliaferro	16	331	20.7	39	0
Huzvar	4	1					30	Young	11	378	34.4	104t	1
McPhail				21-23	2-5		27	Coutre	9	266	29.6	78	0
Taliaferro	2	2					24	Taseff	4	87	21.8	35	0
Young		3	1				24	Kalmanir	3	51	17.0	25	0
Edwards		3					18	Jackson	3	37	12.3	19	0
Taseff	1		1				12	Poole	2	24	12.0	21	0
Embree		1					6	Campanella	2	13	6.5	13	0
Kalmanir		1					6	Rechichar	1	28	28.0	28	0
Donovan						1	2	Mioduszewski	1	25	25.0	25	0
COLTS	7	13	3	21-23	7-18	1	182	COLTS	53	1258	23.7	104t	1
OPPONENTS	21	21	4	45-46	9-16	1	350	OPPONENTS	40	724	18.1	28	0

Rushing	No.	Yds.	Avg.	LG	TD
Huzvar	119	515	4.3	36t	4
Taliaferro	102	479	4.7	50	2
McPhail	53	138	2.6	30	0
Young	40	135	3.4	24	0
Enke	28	91	3.3	25	0
Kalmanir	16	53	3.3	32	0
Mioduszewski	3	33	11.0	25	0
DelBello	14	14	1.0	9	0
Taseff	1	1	1.0	1t	1
COLTS	376	1459	3.9	50	7
OPPONENTS	445	2315	5.2	66	21

Receiving	No.	Yds.	Avg.	LG	TD
Edwards	35	312	8.9	32t	3
Embree	23	272	11.8	24	1
Taliaferro	20	346	17.3	54	2

Passing	Att.	Comp.	Yds.	Pct.	Avg./Att.	TD	TD%	Int.	Int. %	LG	Rating
Enke	169	71	1054	42.0	6.24	8	4.7	15	8.9	55	41.9
DelBello	61	27	229	44.3	3.75	1	1.6	5	8.2	66	25.9
Taliaferro	55	15	211	27.3	3.84	2	3.6	5	9.1	45	17.3
Mioduszewski	30	11	113	36.7	3.77	2	6.7	2	6.7	17	42.8
Flowers	4	2	18	50.0	4.50	0	0.0	0	0.0	12	62.5
COLTS	319	126	1625	39.5	5.09	13	4.1	27	8.5	66	34.5
OPPONENTS	321	165	2411	51.4	7.51	21	6.5	29	9.0	59	60.4

USUAL STARTERS PRO BOWLERS IN BOLDFACE

OFFENSE	DEFENSE
WR Mel Embree	LDE Barney Poole
LT Ernie Blandin	LDT Art Donovan
LG Dick Barwegan	RDT Tom Finin
C Brad Ecklund	RDE Gino Marchetti
RG Bill Lange	LLB Bill Pellington
RT Jack Little	MLB Sisto Averno
SE Dan Edwards	RLB Alex Agase
RB John Huzvar	LCB Bert Rechichar
QB Fred Enke	RCB Don Shula
RB Buddy Young	LS Carl Taseff
RB George Taliaferro	RS Tom Keane

1954 COLTS STATISTICS

Record: 3-9 Coach: Weeb Ewbank
Sixth - Western Conference

Home: 2-4 Conf: 2-8
Away: 1-5 NConf: 1-1

Date	Results	Opponent	Attendance	Receiving	No.	Yds.	Avg.	LG	TD
9/26	L 0-48	L.A. RAMS	36,215	Edwards	40	531	13.3	42	1
10/ 2	W 20-14	N.Y. GIANTS	27,088	Colteryahn	30	384	12.8	21	0
10/10	L 9-28	@ Chicago	27,845	Womble	30	338	11.3	78t	3
10/16	L 0-35	@ Detroit	48,272	Taseff	16	159	9.9	30	1
10/24	L 6- 7	GREEN BAY	28,680	Young	15	272	18.1	78t	3
10/31	L 21-24	@ Washington	23,566	Taliaferro	14	122	8.7	29t	1
11/ 6	L 3-27	DETROIT	25,287	Toth	11	51	4.6	13	0
11/13	L 13-24	Green Bay @ Milw.	19,786	Bighead	6	89	14.8	25	0
11/21	L 13-28	CHICAGO	23,093	Mutscheller	1	49	49.0	49	0
11/28	W 17-13	SAN FRANCISCO	23,875	COLTS	163	1995	12.2	78t	9
12/ 4	W 22-21	@ L.A. Rams	30,744	OPPONENTS	178	2503	14.1	80t	12
12/11	L 7-10	@ San Francisco	26,856						

Team Statistics	Colts	Opp	Interceptions	No.	Yds.	Avg.	LG	TD
TOTAL FIRST DOWNS	169	234	Shula	5	84	16.8	25	0
Rushing	66	95	Keane	5	22	4.4	9	0
Passing	90	120	Eggers	3	18	6.0	10	0
Penalty	13	19	Rechichar	2	27	13.5	21	0
TOTAL NET YARDS	2934	3930	Taseff	2	15	7.5	15	0
Avg. Per Game	244.5	327.5	Leberman	2	0	0.0	0	0
NET YARDS RUSHING	1275	1630	Campanella	1	0	0.0	0	0
Avg. Per Game	106.3	135.8	COLTS	20	166	8.3	25	0
Total Rushes	364	425	OPPONENTS	22	232	10.5	50	1
NET YARDS PASSING	1659	2300	Punting	No.	Yds.	Avg.	LG	Bik.
Avg. Per Game	139.1	191.7	Davidson	72	2680	37.2	55	1
Tackled/Yards Lost	-336	-203	COLTS	72	2680	37.2	55	1
Gross Yards	1995	2503	OPPONENTS	57	2266	39.8	63	0
Att./Completions	313/163	330/178	Punt Returns	No.	Yds.	Avg.	LG	TD
Completion Pct.	52.1	53.9	Young	14	60	4.3	16	0
Had Intercepted	22	20	Taseff	8	52	6.5	13	0
PUNTS/AVERAGE	72/37.2	57/39.8	Rechichar	6	22	3.7	9	0
PENALTIES/YARDS	71/662	92/834	Taliaferro	5	34	6.8	18	0
FUMBLES/BALL LOST	20/12	28/10	COLTS	33	168	5.1	18	0
TOUCHDOWNS	14	36	OPPONENTS	45	150	3.3	39	0
Rushing	4	21	Kickoff Returns	No.	Yds.	Avg.	LG	TD
Passing	9	12	Young	13	308	23.7	30	0
Defense/Kicking	1/0	2/1	Womble	9	170	18.9	27	0

Score By Periods	1	2	3	4	Total
COLTS	33	55	26	17	131
OPPONENTS	62	65	73	79	279

Scoring	TOR	TDP	TDRt	PAT	FG S	TP
Kerkorian	1			11-12	5-10	32
Young	2	3				30
Rechichar				1- 1	6-13	19
Womble		3				18
Edwards		1				6
Robinson			1			6
Taliaferro		1				6
Taseff		1				6
Toth		1				6
Finnin						1 2
COLTS	4	9		1 12-13	11-23	1 131
OPPONENTS	21	12		3 36-36	9-19	279

Rushing	No.	Yds.	Avg.	LG	TD
Young	70	311	4.4	57t	2
Toth	86	303	3.5	15	1
Taseff	41	228	5.0	32	0
Womble	60	174	2.9	24	0
Taliaferro	48	157	3.3	29	0
Kerkorian	22	36	1.6	11	1
Davidson	11	31	2.8	15	0
Huzvar	19	29	1.5	6	0
Shula	2	3	1.5	3	0
Enke	5	3	0.6	5	0
COLTS	364	1275	3.5	57t	4
OPPONENTS	425	1630	3.8	38	21

Passing	Att.	Comp.	Yds.	Pct.	Avg./Att.	TD	TD%	Int.	Int.%	LG	Rating
Kerkorian	217	117	1515	53.9	6.98	9	4.2	12	5.5	78t	66.9
Davidson	64	28	309	43.8	4.83	0	0.0	5	7.8	29	26.1
Enke	28	17	171	60.7	6.11	0	0.0	3	10.7	42	38.5
Taliaferro	2	0	0	0.0	0.00	0	0.0	1	50.0	0	0.0
Keane	1	1	0	100.0	0.00	0	0.0	0	0.0	0	79.2
Toth	1	0	0	0.0	0.00	0	0.0	1	100.0	0	0.0
COLTS	313	163	1995	52.1	5.09	9	2.9	22	7.0	78t	52.3
OPPONENTS	330	178	2503	53.9	7.58	12	3.6	20	6.1	80t	65.5

USUAL STARTERS

PRO BOWLERS IN BOLDFACE

OFFENSE	DEFENSE
WR Lloyd Colteryahn	LDE Gino Marchetti
LT Ken Jackson	LDOT Art Donovan
LG Art Spinney	RDT Tom Finin
C Buzz Nutter	RDE Don Joyce
RG Alex Sandusky	LLB Bill Pellington
RT Jack Little	MLB Joe Campanella
SE Dan Edwards	RLB Doug Eggers
RB Zollie Toth	LCB Carl Taseff
QB Gary Kerkorian	RCB Don Shula
RB Buddy Young	LS Tom Keane
RB Royce Womble	RS Bert Rechichar

1955 COLTS STATISTICS

Record: 5-6-1 Coach: Weeb Ewbank
Fourth - Western Conference

Home: 4-1-1 Conf: 5-4-1
Away: 1-5 NConf: 0-2

Date	Results	Opponent	Attendance	Receiving	No.	Yds.	Avg.	LG	TD
9/25	W 23-17	CHICAGO	36,167	Mutscheller	33	518	15.7	48	7
10/ 1	W 28-13	DETROIT	40,030	Ameche	27	141	5.2	18	0
10/ 8	W 24-20	Green Bay @ Milw.	40,199	Colteryahn	21	251	12.0	22	3
10/16	L 10-38	@ Chicago	40,184	Young, B.	19	426	22.4	82t	1
10/23	L 13-14	WASHINGTON	51,587	Berry	13	205	15.8	45	0
10/29	W 14-10	GREEN BAY	34,411	Dupre	10	153	15.3	30	0
11/ 5	L 14-24	@ Detroit	53,874	Hugasian	3	32	10.7	13	0
11/13	L 7-17	@ N.Y. Giants	33,982	Shields	3	27	9.0	19	0
11/20	T 17-17	L.A. RAMS	41,146	Young, D.	2	15	7.5	11	0
11/27	W 26-14	SAN FRANCISCO	33,485	Womble	1	14	14.0	14	0
12/ 4	L 14-20	@ L.A. Rams	37,024	Pellington	1	10	10.0	10	0
12/11	L 24-35	@ San Francisco	35,371	Taseff	1	3	3.0	3	0

Team Statistics		Colts	Opp	COLTS		134	1795	13.4	82t	1
TOTAL FIRST DOWNS		206	234	OPPONENTS		158	2288	14.5	60	12
Rushing		93	120	Interceptions		No.	Yds.	Avg.	LG	TD
Passing		92	98	Rechichar	6	109	18.2	40	0	
Penalty		21	16	Shula	5	64	12.8	31	0	
TOTAL NET YARDS		3464	4122	Campanella	2	35	17.5	23	0	
Avg. Per Game		288.3	343.5	Pellington	2	17	8.5	12	0	
NET YARDS RUSHING		1833	2035	Thomas	1	23	23.0	23	0	
Avg. Per Game		152.8	169.6	Patera	1	8	8.0	8	0	
Total Rushes		456	448	Bryan	1	4	4.0	4	0	
NET YARDS PASSING		1631	2087	Taseff	1	0	0.0	0	0	
Avg. Per Game		135.9	173.9	COLTS		19	260	13.7	40	0
Tackled/Yards Lost		-164	-201	OPPONENTS		22	269	12.2	39	0
Gross Yards		1795	2288	Punting		No.	Yds.	Avg.	LG	Bik.
Att./Completions		266/134	320/158	Brethauer	55	2161	39.3	56	0	
Completion Pct.		50.4	49.4	COLTS		55	2161	39.3	56	0
Had Intercepted		22	19	OPPONENTS		56	2234	39.9	63	0
PUNTS/AVERAGE		55/39.3	56/39.9	Punt Returns		No.	Yds.	Avg.	LG	TD
PENALTIES/YARDS		59/565	69/681	Rechichar	30	121	4.0	24	0	
FUMBLES/BALL LOST		18/8	24/14	Taseff	14	46	3.3	20	0	
TOUCHDOWNS		26	30	Pellington	1	6	6.0	6	0	
Rushing		15	18	Young, D.	1	3	3.0	3	0	
Passing		11	12	Patera	1	2	2.0	2	0	
Defense/Kicking		0/0	0/0	Young, B.	1	0	0.0	0	0	

Score By Periods	1	2	3	4	Total
COLTS	54	44	57	59	214
OPPONENTS	36	72	69	62	239

Scoring	TDR	TDP	TDR1	PAT	FG	S	TP	Kickoff Returns	No.	Yds.	Avg.	LG	TD
Rechichar			25-26	10-24			55	Rechichar	9	235	26.1	59	0
Ameche	9						54	Young, B.	9	222	24.7	43	0
Mutscheller		7					18	Taseff	7	162	23.1	38	0
Colteryahn		3					18	White	4	142	35.5	54	0
Shaw	3						18	Ameche	4	60	15.0	19	0
Young, B.	1	1					12	Young, D.	2	37	18.5	22	0
Kerkorian	1			1- 2			9	Pellington	2	36	18.0	19	0
Dupre	1						6	Berry	2	27	13.5	16	0
COLTS	15	11	25-26	11-26	214		6	Renfro	1	20	20.0	20	0
OPPONENTS	18	12	29-30	10-14	239		6	COLTS	40	941	23.5	59	0
							6	OPPONENTS	36	724	20.1	57	0

Rushing	No.	Yds.	Avg.	LG	TD
Ameche	213	961	4.5	79t	9
Dupre	88	338	3.8	60	1
Shaw	68	301	4.4	37	3
Young, B.	32	87	2.7	25	1
Young, D.	17	39	2.3	10	0
Shields	10	34	3.4	14	0
Hugasian	12	34	2.8	15	0
Kerkorian	6	20	3.7	12	1
Renfro	4	13	3.3	5	0
Bryan	2	4	2.0	8	0
Womble	4	2	0.5	4	0
COLTS	456	1833	4.0	79t	15
OPPONENTS	448	2035	4.5	81t	18

Passing	Att.	Comp.	Yds.	Pct.	Avg./Att.	TD	TD%	Int.	Int. %	LG	Rating
Shaw	237	119	1586	50.2	6.69	10	4.2	19	8.0	82t	52.5
Kerkorian	29	15	209	51.7	7.21	1	3.5	3	10.3	48	47.1
COLTS	266	134	1795	50.4	6.75	11	4.1	22	8.3	82t	51.5
OPPONENTS	320	158	2288	49.4	7.15	12	3.8	19	5.9	60	60.8

USUAL STARTERS

PRO BOWLERS IN BOLDFACE

OFFENSE		DEFENSE	
WR	Lloyd Colteryahn	LDE	Gino Marchetti
LT	George Radosevich	LDT	Art Donovan
LG	Art Spinney	RDT	Tom Finnin
C	Dick Szymanski	RDE	Don Joyce
RG	Alex Sandusky	LLB	Bill Pellington
RT	George Preas	MB	Joe Campanella
TE	Jim Mutscheller	RLB	Doug Eggers
RB	Buddy Young	LCB	Bert Rechichar
QB	George Shaw	RCB	Don Shula
RB	Alan Ameche	LS	Carl Taseff
RB	L. G. Dupre	RS	Jesse Thomas

1956 COLTS STATISTICS

Record: 5-7 **Coach:** Weeb Ewbank
Fourth - Western Conference

Home: 4-2 **Conf:** 3-7
Away: 1-5 **NConf:** 2-0

Date	Results	Opponent	Attendance	Receiving	No.	Yds.	Avg.	LG	TD
9/30	W 28-21	CHICAGO	45,221	Mutscheller	44	715	16.3	53t	6
10/ 6	L 14-31	DETROIT	42,622	Berry	37	601	16.2	54	2
10/14	L 33-38	Green Bay @ Milw.	24,214	Ameche	26	189	7.3	22	0
10/21	L 27-58	@ Chicago	48,364	Dupre	16	216	13.5	49t	2
10/28	W 28-21	GREEN BAY	40,086	Vessels	11	177	16.1	30	1
11/11	W 21- 7	@ Cleveland	42,404	Moore	11	102	9.3	27	1
11/18	L 3-27	@ Detroit	55,788	Womble	9	180	20.0	43t	2
11/25	W 56-21	L.A. RAMS	40,321	Colteryahn	3	29	9.7	16	0
12/ 2	L 17-20	SAN FRANCISCO	37,227	Unitas	1	1	1.0	1	0
12/ 9	L 7-31	@ L.A. Rams	51,037	COLTS	158	2210	14.0	54	14
12/16	L 17-30	@ San Francisco	43,791	OPPONENTS	165	2463	14.9	77t	22
12/23	W 19-17	WASHINGTON	32,944						

Team Statistics	Colts	Opp	Interceptions	No.	Yds.	Avg.	LG	TD
TOTAL FIRST DOWNS	216	238	Rechichar	4	63	15.8	42	0
Rushing	106	109	Thomas	2	36	18.0	23	0
Passing	99	115	Taseff	2	13	6.5	8	0
Penalty	11	14	Patara	2	10	5.0	10	0
TOTAL NET YARDS	4125	4176	Eggers	1	6	6.0	6	0
Avg. Per Game	343.8	348.0	Pellington	1	4	4.0	4	0
NET YARDS RUSHING	2204	1916	Shula	1	2	2.0	2	0
Avg. Per Game	183.7	159.7	COLTS	13	134	10.3	42	0
Total Rushes	432	447	OPPONENTS	18	275	15.3	56t	2
NET YARDS PASSING	1921	2260	Punting	No.	Yds.	Avg.	LG	Bik.
Avg. Per Game	160.1	188.3	Rechichar	33	1276	38.7	56	0
Tackled/Yards Lost	-289	-203	Dupre	25	953	38.1	54	0
Gross Yards	2210	2463	COLTS	58	2229	38.4	56	0
Att./Completions	279/158	297/165	OPPONENTS	56	2489	44.4	70	0
Completion Pct.	56.6	55.6	Punt Returns	No.	Yds.	Avg.	LG	TD
Had Intercepted	18	13	Taseff	27	233	8.6	90t	1
PUNTS/AVERAGE	58/38.4	56/44.4	Moore	8	38	4.8	15	0
PENALTIES/YARDS	53/507	62/486	Rechichar	5	10	2.0	7	0
FUMBLES/BALL LOST	18/14	23/15	Nyers	2	16	8.0	16	0
TOUCHDOWNS	38	43	COLTS	42	297	7.1	90t	1
Rushing	21	16	OPPONENTS	39	153	3.9	67t	2
Passing	14	22	Kickoff Returns	No.	Yds.	Avg.	LG	TD
Defense/Kicking	1/2	3/2	Vessels	16	379	23.7	42	0
			Moore	10	129	12.9	21	0

Score By Periods	1	2	3	4	Total	Receiving	No.	Yds.	Avg.	LG	TD	
COLTS	55	103	51	61	270	Taseff	9	206	22.9	34	0	
OPPONENTS	80	64	83	95	322	Dupre	7	148	21.1	35	0	
Scoring	TDR	TDP	TDR1	PAT	FG S	TP						
Moore	8	1				54	Young, D.	3	40	13.3	18	0
Ameche	8					48	Ameche	2	38	19.0	25	0
Mutscheller		6				36	Sandusky	1	24	24.0	24	0
Dupre	2	2				24	Spinney	1	10	10.0	10	0
Feamster			24-26	0- 3	24	18	Pellington	1	0	0.0	0	0
Vessels	2	1			18	17	Shula	1	0	0.0	0	0
Rechichar			8-10	3-13	17	12	COLTS	54	1043	19.3	42	0
Berry	2				12	12	OPPONENTS	43	1015	23.6	103t	1
Taseff		2			12	12						
Womble	2				12	12						
Thomas			1		6	6						
Unitas	1				6	6						
Kerkorian			1- 2		1	1						
COLTS	21	14	3	33-38	3-16	270						
OPPONENTS	16	22	5	40-43	8-19	322						

Rushing	No.	Yds.	Avg.	LG	TD
Ameche	178	858	4.8	43	8
Moore	86	649	7.5	79t	8
Vessels	44	215	4.9	31	2
Dupre	49	182	3.7	21	2
Unitas	28	155	5.5	34	1
Womble	20	72	3.6	12	0
Shaw	20	63	3.2	19	0
Young, D.	5	7	1.4	3	0
Taseff	1	2	2.0	2	0
Rechichar	1	1	1.0	1	0
COLTS	432	2204	5.1	79t	21
OPPONENTS	447	1916	4.3	33	16

Passing	Att.	Comp.	Yds.	Pct.	Avg./Att.	TD	TD%	Int.	Int.%	LG	Rating
Unitas	198	110	1498	55.6	7.57	9	4.6	10	5.1	54	74.0
Shaw	75	45	645	60.0	8.60	3	4.0	7	9.3	49t	62.4
Moore	4	1	8	25.0	2.00	1	25.0	1	25.0	8t	39.6
Kerkorian	2	2	59	100.0	29.50	1	0.0	0	0.0	40	158.3
COLTS	279	158	2210	56.6	7.92	14	5.0	18	6.5	54	72.1
OPPONENTS	297	165	2463	55.6	8.29	22	7.4	13	4.4	77t	89.3

USUAL STARTERS

PRO BOWLERS IN BOLDFACE

OFFENSE		DEFENSE	
WR	Raymond Berry	LDE	Gino Marchetti
LT	Ken Jackson	LDT	Art Donovan
LG	Art Spinney	RDT	Tom Finnin
C	Buzz Nutter	RDE	Don Joyce
RG	Alex Sandusky	LLB	Bill Pellington
RT	George Preas	MLB	Joe Campanella
TE	Jim Mutscheller	RLB	Doug Eggers
RB	Lenny Moore	LCB	Bert Rechichar
QB	John Unitas	RCB	Don Shula
RB	Alan Ameche	LS	Carl Taseff
RB	L. G. Dupre	RS	Jesse Thomas

1957 COLTS STATISTICS

Record: 7-5 Coach: Weeb Ewbank
Third - Western Conference

Home: 4-2 Conf: 6-4
Away: 3-3 NConf: 1-1

Date	Results	Opponent	Attendance	Receiving	No.	Yds.	Avg.	LG	TD
9/29	W 34-14	DETROIT	40,112	Berry	47	800	17.0	67t	6
10/ 5	W 20-10	CHICAGO	46,558	Moore	40	687	17.2	82t	7
10/13	W 45-17	Green Bay @ Milw.	26,322	Mutscheller	32	558	17.4	66t	8
10/20	L 27-31	@ Detroit	55,764	Dupre	32	339	10.6	43	2
10/27	L 21-24	GREEN BAY	48,510	Ameche	15	137	9.1	40	2
11/ 3	L 13-19	PITTSBURGH	42,575	Womble	7	69	9.9	37	0
11/10	W 21-17	@ Washington	33,149	Call	4	18	4.5	8	0
11/17	W 29-14	@ Chicago	47,168	COLTS	177	2608	14.7	82t	25
11/24	W 27-21	SAN FRANCISCO	50,073	OPPONENTS	175	2548	14.6	75t	19
12/ 1	W 31-14	L.A. RAMS	52,060	Interceptions	No.	Yds.	Avg.	LG	TD
12/ 8	L 13-17	@ San Francisco	59,950	Davis	10	219	21.9	75t	2
12/15	L 21-37	@ L.A. Rams	52,560	Rechichar	5	33	6.6	21	0

Team Statistics	Colts	Opp	Receiving	No.	Yds.	Avg.	LG	TD
TOTAL FIRST DOWNS	222	204	Nelson	5	29	5.8	13	0
Rushing	91	69	Shinnick	2	31	15.5	22	0
Passing	117	118	Patera	1	16	16.0	16	0
Penalty	14	17	DeCarlo	1	14	14.0	14	0
TOTAL NET YARDS	4123	3406	Taseff	1	7	7.0	7	0
Avg. Per Game	343.6	283.8	Joyce	1	0	0.0	0	0
NET YARDS RUSHING	1735	1174	Moore	1	0	0.0	0	0
Avg. Per Game	144.6	97.8	Thomas	1	0	0.0	0	0
Total Rushes	434	375	COLTS	28	349	12.5	75t	2
NET YARDS PASSING	2388	2232	OPPONENTS	19	180	9.5	28	0
Avg. Per Game	199.0	186.0	Punting	No.	Yds.	Avg.	LG	Bk.
Tackled/Yards Lost	-220	-316	Davidson	47	1664	35.4	56	0
Gross Yards	2608	2548	Rechichar	5	157	31.4	51	0
Att./Completions	314/177	342/175	Dupre	3	75	25.0	38	0
Completion Pct.	56.4	51.2	COLTS	55	1896	34.5	56	0
Had Intercepted	19	28	OPPONENTS	56	2380	42.5	76	0
PUNTS/AVERAGE	55/34.5	56/42.5	Punt Returns	No.	Yds.	Avg.	LG	TD
PENALTIES/YARDS	67/712	60/546	Rechichar	22	71	3.2	22	0
FUMBLES/BALL LOST	22/12	29/12	Taseff	7	60	8.6	49	0
TOUCHDOWNS	41	29	Moore	2	0	0.0	0	0
Rushing	12	10	Shinnick	1	2	2.0	2	0
Passing	25	19	Davis	1	0	0.0	0	0
Defense/Kicking	3/1	0/0	COLTS	33	133	4.0	49	0
			OPPONENTS	34	109	3.2	28	0

Score By Periods	1	2	3	4	Total	Kickoff Returns	No.	Yds.	Avg.	LG	TD		
COLTS	82	65	70	86	303	Nyers	17	350	20.6	46	0		
OPPONENTS	34	75	28	98	235	Call	14	329	23.5	45	0		
Scoring	TDR	TDP	TDR1	PAT	FG	S	TP	Davidson	5	79	15.8	21	0
Moore	3	7	1					Pricer	2	40	20.0	23	0
Mutscheller		8						Owens	1	23	23.0	23	0
Ameche	5	2						Myhra	1	19	19.0	19	0
Berry		6						Moore, H.	1	16	16.0	16	0
Rechichar			22-25	3-13	31			Rechichar	1	0	0.0	0	0
Myhra			14-16	4- 6	26			Moore, L.	0	92	0.0	92t	1
Dupre	2	2			24			COLTS	42	948	22.6	92t	1
Davis			2		12			OPPONENTS	49	1120	22.9	64	0
Marchetti			1		6								
Shaw	1				6								
Unitas	1				6								
COLTS	12	25	4	36-41	7-19	303							
OPPONENTS	10	19	0	29-29	10-21	235							

USUAL STARTERS

PRO BOWLERS IN BOLDFACE

OFFENSE	DEFENSE
WR Raymond Berry	LDE Gino Marchetti
LT Jim Parker	LDT Art Donovan
LG Art Spinney	RDT Gene Lipscomb
C Buzz Nutter	RDE Don Joyce
RG Alex Sandusky	LLB Don Shinnick
RT George Preas	MLB Jack Patera
TE Jim Mutscheller	RLB Doug Eggers
RB Lenny Moore	LCB Carl Taseff
QB John Unitas	RCB Milt Davis
RB Alan Ameche	LS Andy Nelson
RB L.G. Dupre	RS Bert Rechichar

Passing	Att.	Comp.	Yds.	Pct.	Avg./Att.	TD	TD%	Int.	Int. %	LG	Rating
Unitas	301	172	2550	57.1	8.47	24	8.0	17	5.7	82t	88.0
Shaw	9	5	58	55.6	6.44	1	11.1	1	11.1	17	72.7
Davidson	2	0	0	0.0	0.00	0	0.0	1	0.0	0	0.0
Moore	2	0	0	0.0	0.00	0	0.0	0	0.0	0	39.6
COLTS	314	177	2608	56.4	8.31	25	8.0	19	6.1	82t	85.0
OPPONENTS	342	175	2548	51.2	7.45	19	5.6	28	8.2	75t	60.2

1958 COLTS STATISTICS

World Champions

Record: 9-3 Coach: Weeb Ewbank

First - Western Conference

Home: 6-0

Conf: 8-2

Away: 3-3

NConf: 1-1

Date	Results	Opponent	Attendance	Receiving	No.	Yds.	Avg.	LG	TD
9/28	W 28-15	DETROIT	48,377	Berry	56	794	14.2	54	9
10/ 4	W 51-38	CHICAGO	52,622	Moore	50	938	18.8	77t	7
10/12	W 24-17	Green Bay @ Milw.	24,553	Mutscheller	28	504	18.0	54t	7
10/19	W 40-14	@ Detroit	55,190	Dupre	13	111	8.5	22	0
10/26	W 35-10	WASHINGTON	54,403	Ameche	13	81	6.2	18	1
11/ 2	W 56- 0	GREEN BAY	51,333	Lyles	5	24	4.8	11	1
11/ 9	L 21-24	@ N.Y. Giants	71,164	Rechichar	4	34	8.5	12	1
11/16	W 17- 0	@ Chicago	48,664	Call	4	28	7.0	12	0
11/23	W 34- 7	L.A. RAMS	57,557	Pricer	3	14	4.7	6	0
11/30	W 35-27	SAN FRANCISCO	57,557	DeCarlo	1	10	10.0	10	0
12/ 6	L 28-30	@ L.A. Rams	100,202	Pellington	1	-1	-1.0	-1	0
12/14	L 12-21	@ San Francisco	53,334	COLTS	178	2537	14.3	77t	26
12/28	W 23-17	@ N.Y. Giants OT	64,185	OPPONENTS	168	2248	13.4	69t	9

Team Statistics	Colts	Opp	Interceptions	No.	Yds.	Avg.	LG	TD
TOTAL FIRST DOWNS	253	188	Nelson	8	199	21.9	69	1
Rushing	117	70	Brown	8	149	6.6	30	0
Passing	120	106	Taseff	7	52	5.8	17	0
Penalty	16	12	Pellington	4	44	15.5	21	0
TOTAL NET YARDS	4539	3284	Davis	4	40	16.0	28	0
Avg. Per Game	378.3	273.7	Shinnick	3	23	14.0	16	0
NET YARDS RUSHING	2127	1291	Sanford	1	7	7.0	7	0
Avg. Per Game	177.3	107.6	COLTS	35	514	14.7	69	1
Total Rushes	456	331	OPPONENTS	11	169	15.4	44t	3
NET YARDS PASSING	2412	1993	Punting	No.	Yds.	Avg.	LG	Blk.
Avg. Per Game	201.0	166.1	Brown	41	1635	39.9	60	0
Tackled/Yards Lost	-125	-255	Horn	19	647	34.1	48	0
Gross Yards	2537	2248	Stone	1	28	28.0	28	0
Att./Completions	354/178	363/168	Dupre	1	0	0.0	0	0
Completion Pct.	50.3	46.3	COLTS	62	2310	37.3	60	0
Had Intercepted	11	35	OPPONENTS	62	2736	44.1	60	0
PUNTS/AVERAGE	62/37.3	62/44.1	Punt Returns	No.	Yds.	Avg.	LG	TD
PENALTIES/YARDS	55/518	60/555	Taseff	29	196	6.8	33	0
FUMBLES/BALL LOST	26/11	31/17	Rechichar	7	29	4.1	11	0
TOUCHDOWNS	53	27	Moore	2	11	5.5	11	0
Rushing	24	13	Simpson	1	1	1.0	1	0
Passing	26	9	COLTS	39	237	6.1	33	0
Defense/Kicking	1/2	3/2	OPPONENTS	40	176	4.4	71t	1

Score By Periods	1	2	3	4	Total	Kickoff Returns	No.	Yds.	Avg.	LG	TD
COLTS	92	93	63	133	381	Lyles	11	398	36.2	103t	2
OPPONENTS	41	66	65	31	203	Pricer	9	168	18.7	28	0

Scoring	TDR	TDP	TDRt	PAT	FG	S	TP
Moore	7	7					84
Myhra				48-51	4-10		60
Ameche	8	1					54
Berry		9					54
Mutscheller		7					42
Lyles	1	1	2				24
Dupre	3						18
Unitas	3						18
Rechichar		1			1- 4		9
Nelson			1				6
Pricer	1						6
Shaw	1			0- 1			6
COLTS	24	26	3	48-52	5-14		381
OPPONENTS	13	9	5	23-27	6-17		203

Rushing	No.	Yds.	Avg.	LG	TD
Ameche	171	791	4.6	28	8
Moore	82	598	7.3	73t	7
Dupre	95	390	4.1	39	3
Call	37	154	4.2	35	0
Unitas	33	139	4.2	28	3
Lyles	22	41	1.7	27t	1
Pricer	10	26	2.6	4	1
Shaw	5	3	0.6	3	1
Brown	1	9	9.0	9	0
COLTS	456	2127	4.7	73t	24
OPPONENTS	331	1291	3.9	28	13

Passing	Att.	Comp.	Yds.	Pct.	Avg./Att.	TD	TD%	Int.	Int. %	LG	Rating
Unitas	263	136	2007	51.7	7.63	19	7.2	7	2.7	77t	90.0
Shaw	89	41	531	46.1	5.97	7	7.9	4	4.5	57	72.8
Brown	2	1	1	50.0	0.50	0	0.0	0	0.0	1	56.3
COLTS	354	178	2537	50.3	7.17	26	7.3	11	3.1	77t	85.4
OPPONENTS	363	168	2248	46.3	6.19	9	2.5	35	9.6	69t	35.1

USUAL STARTERS

PRO BOWLERS IN BOLDFACE

OFFENSE	DEFENSE
WR Raymond Berry	LDE Gino Marchetti
LT Jim Parker	LDT Art Donovan
LG Art Spinney	RDT Gene Lipscomb
C Buzz Nutter	RDE Don Joyce
RG Alex Sandusky	LLB Leo Sanford
RT George Preas	MLB Bill Pellington
TE Jim Mutscheller	RLB Don Shinnick
WR Lenny Moore	LCB Carl Taseff
QB John Unitas	RCB Milt Davis
RB Alan Ameche	LS Andy Nelson
RB L.G. Dupre	RS Ray Brown

1959 COLTS STATISTICS

World Champions

Record: 9-3 Coach: Weeb Ewbank

First - Western Conference

Home: 4-2

Conf: 9-1

Away: 5-1

NConf: 0-2

Date	Results	Opponent	Attendance	Rushing	No.	Yds.	Avg.	LG	TD
9/27	W 21-9	DETROIT	55,588	Lewis	4	2	0.5	2	0
10/3	L 21-26	CHICAGO	57,557	COLTS	435	1705	3.9	53t	13
10/11	W 31-24	@ Detroit	54,197	OPPONENTS	325	1557	4.8	70t	16
10/18	W 21-7	@ Chicago	48,430	Receiving	No.	Yds.	Avg.	LG	TD
10/25	W 38-21	GREEN BAY	57,557	Berry	66	959	14.5	55t	14
11/1	L 31-38	CLEVELAND	57,557	Moore	47	846	18.0	71	6
11/8	L 24-27	@ Washington	32,773	Mutscheller	44	699	15.9	40t	8
11/15	W 28-24	Green Bay @ Milw.	25,521	Ameche	13	129	9.9	30	1
11/22	W 45-14	SAN FRANCISCO	57,557	Sommer	7	111	15.7	56	0
11/29	W 35-21	L.A. RAMS	57,557	Richardson	7	81	11.6	15	3
12/5	W 34-14	@ San Francisco	59,075	Dupre	6	47	7.8	18	1
12/12	W 45-26	@ L.A. Rams	65,528	Lewis	3	54	18.0	25	0
12/27	W 31-16	N.Y. GIANTS	57,545	Pricer	2	3	1.5	4	0

Team Statistics	Colts	Opp	Colts	Opp	Colts	Opp	Colts	Opp	Colts	Opp				
TOTAL FIRST DOWNS	267	195	COLTS	196	2938	15.0	71	33	OPPONENTS	171	2497	14.6	81t	13
Rushing	95	65	Interceptions	No.	Yds.	Avg.	LG	TD	Davis	7	119	17.0	57t	1
Passing	148	118	Shinnick	7	70	10.0	23	0	Nelson	6	33	5.5	33t	1
Penalty	24	12	Brown	5	89	17.8	44	0	Szymanski	5	24	4.8	15t	1
TOTAL NET YARDS	4458	3899	Pellington	4	99	24.8	30t	1	Taseff	2	60	30.0	33	0
Avg. Per Game	371.5	324.9	Lipscomb	1	49	49.0	49	0	Matuszak	1	23	23.0	23	0
NET YARDS RUSHING	1705	1557	Sample	1	10	10.0	10	0	Marchetti	1	1	0.0	0	0
Avg. Per Game	142.1	129.7	COLTS	40	577	14.4	57t	4	OPPONENTS	14	199	14.2	37	2
Total Rushes	435	325	Punting	No.	Yds.	Avg.	LG	Blk.	Sherer	51	2132	41.8	60	0
NET YARDS PASSING	2753	2342	Brown	2	89	44.5	55	0	COLTS	53	2221	41.9	60	0
Avg. Per Game	229.4	195.2	OPPONENTS	50	2236	44.7	60	0	Punt Returns	No.	Yds.	Avg.	LG	TD
Tackled/Yards Lost	-185	-155	Sample	22	129	5.8	25	0	Taseff	15	104	6.9	25	0
Gross Yards	2938	2497	COLTS	38	233	6.1	25	0	Shinnick	1	0	0.0	0	0
Att./Completions	375/196	351/171	OPPONENTS	33	120	3.6	30	0	Kickoff Returns	No.	Yds.	Avg.	LG	TD
Completion Pct.	52.3	48.7	Sample	17	457	26.9	80	0	Sample	8	166	20.8	25	0
Had Intercepted	14	40	Pricer	6	66	11.0	25	0	Sommer	2	39	19.5	27	0
PUNTS/AVERAGE	53/41.9	50/44.7	Lewis	2	31	15.5	23	0	Rechichar	2	39	19.5	27	0
PENALTIES/YARDS	56/634	65/610	Hawkins	1	21	21.0	21	0	Lewis	2	31	15.5	23	0
FUMBLES/BALL LOST	22/9	18/9	Plunkett	1	12	12.0	12	0	Davis	1	0	0.0	0	0
TOUCHDOWNS	51	31	Davis	1	0	0.0	0	0	COLTS	38	792	20.8	80	0
Rushing	13	16	OPPONENTS	46	950	20.7	42	0	DEFENSE	LDE	Gino Marchetti			
Passing	33	13	WR	Raymond Berry	LDE	Art Donovan								
Defense/Kicking	4/1	2/0	LT	Jim Parker	LDT	Gene Lipscomb								

Score By Periods	1	2	3	4	Total
COLTS	55	94	83	142	374
OPPONENTS	31	90	85	45	251

Scoring	TDR	TDP	TDRt	PAT	FG	S	TP
Berry		14					84
Myhra				50-51	6-17		68
Ameche	7	1					48
Moore	2	6					48
Mutscheller		8					48
Richardson		3					18
Sommer	2						12
Unitas	2						12
Davis			1				6
Dupre		1					6
Nelson			1				6
Pellington			1				6
Szymanski			1				6
Taseff			1				6
Rechichar					0-1		0
COLTS	13	33	5	50-51	6-18		374
OPPONENTS	16	13	2	29-31	12-22		251

Rushing	No.	Yds.	Avg.	LG	TD
Ameche	178	679	3.8	26	7
Moore	92	422	4.6	31t	2
Sommer	61	227	3.7	53t	2
Unitas	29	145	5.0	21	2
Pricer	34	128	3.8	16	0
Dupre	23	54	2.4	21	0
Hawkins	12	44	3.7	11	0
Brown	2	4	2.0	3	0

Passing	Att.	Comp.	Yds.	Pct.	Avg./Att.	TD	TD%	Int.	Int.%	LG	Rating
Unitas	367	193	2899	52.6	7.90	32	8.7	14	3.8	71	92.0
Brown	4	1	14	25.0	3.50	0	0.0	0	0.0	14	41.7
Moore	3	2	25	66.7	8.33	1	33.3	0	0.0	13	132.0
Dupre	1	0	0	0.0	0.00	0	0.0	0	0.0	0	39.6
COLTS	375	196	2938	52.3	7.83	33	8.8	14	3.7	71	92.1
OPPONENTS	351	171	2497	48.7	7.11	13	3.7	40	11.1	81t	45.1

USUAL STARTERS

PRO BOWLERS IN BOLDFACE

OFFENSE	DEFENSE
WR Raymond Berry	LDE Gino Marchetti
LT Jim Parker	LDT Art Donovan
LG Art Spinney	RDT Gene Lipscomb
C Buzz Nutter	RDE Don Joyce
RG Alex Sandusky	LLB Bill Pellington
RT George Preas	MLB Dick Szymanski
TE Jim Mutscheller	RLB Don Shinnick
WR Lenny Moore	LCB Carl Taseff
QB John Unitas	RCB Milt Davis
RB Alan Ameche	LS Andy Nelson
RB Mike Sommer	RS John Sample

1960 COLTS STATISTICS

Record: 6-6 Coach: Weeb Ewbank
Fourth - Western Conference

Home: 4-2 Conf: 5-6
Away: 2-4 NConf: 1-0

Date	Results	Opponent	Attendance	Rushing	No.	Yds.	Avg.	LG	TD	
9/25	W 20-0	WASHINGTON	53,818	Taseff	4	3	0.8	4	0	
10/ 2	W 42-7	CHICAGO	57,808	Kovac	4	1	0.3	5	0	
10/ 9	L 21-35	@ Green Bay	32,150	COLTS	345	1289	3.7	57t	10	
10/16	W 31-17	L.A. RAMS	57,808	OPPONENTS	379	1591	4.2	66t	17	
10/23	L 17-30	@ Detroit	53,854	Receiving		No.	Yds.	Avg.	LG	TD
10/30	W 45-7	@ Dallas	25,500	Berry	74	1298	17.5	70t	10	
11/ 6	W 38-24	GREEN BAY	57,808	Moore	45	936	20.8	80t	9	
11/13	W 24-20	@ Chicago	48,713	Hawkins	25	280	11.2	49	3	
11/26	L 22-30	SAN FRANCISCO	57,808	Mutscheller	18	271	15.1	43t	2	
12/ 4	L 15-20	DETROIT	57,808	DeCarlo	8	116	14.5	22	0	
12/11	L 3-10	@ L.A. Rams	75,461	Richardson	8	90	11.3	23	1	
12/18	L 10-34	@ San Francisco	57,269	Pricer	8	77	9.6	21	1	

Team Statistics		Colts	Opp	Interceptions		No.	Yds.	Avg.	LG	TD
TOTAL FIRST DOWNS		227	195	Boyd	7	132	18.9	74	0	
Rushing		64	86	Nelson	6	47	7.8	22	0	
Passing		143	98	Davis	6	32	5.3	19	0	
Penalty		20	11	Shinnick	5	40	8.0	11	0	
TOTAL NET YARDS		4245	3317	Sample	4	27	6.8	18	0	
Avg. Per Game		353.8	276.4	Szymanski	1	15	15.0	15	0	
NET YARDS RUSHING		1289	1591	Pellington	1	4	4.0	4	0	
Avg. Per Game		107.4	132.6	COLTS	30	297	9.9	74	0	
Total Rushes		345	379	OPPONENTS	24	272	11.3	80t	1	
NET YARDS PASSING		2956	1726	Punting		No.	Yds.	Avg.	LG	Bik.
Avg. Per Game		246.3	143.8	Brown	52	2001	38.5	55	0	
Tackled/Yards Lost		-208	-342	COLTS	52	2001	38.5	55	0	
Gross Yards		3164	2068	OPPONENTS	54	2506	46.4	62	0	
Att./Completions		392/196	298/144	Punt Returns		No.	Yds.	Avg.	LG	TD
Completion Pct.		50.0	48.3	Sample	14	101	7.2	26	0	
Had Intercepted		24	30	Taseff	6	25	4.2	7	0	
PUNTS/AVERAGE		52/38.5	54/46.4	Nelson	3	1	0.3	1	0	
PENALTIES/YARDS		51/504	59/538	COLTS	23	127	5.5	26	0	
FUMBLES/BALL LOST		24/12	20/9	OPPONENTS	15	48	3.2	10	0	
TOUCHDOWNS		37	27	Kickoff Returns		No.	Yds.	Avg.	LG	TD
Rushing		10	17	Sample	18	519	28.8	94t	1	
Passing		26	8	Taseff	14	291	20.8	30	0	
Defense/Kicking		0/1	1/1	Pricer	6	88	14.7	17	0	

Score By Periods	1	2	3	4	Total	Punt Returns		No.	Yds.	Avg.	LG	TD		
COLTS	53	123	44	68	288	Sample	14	101	7.2	26	0			
OPPONENTS	23	48	62	101	234	Taseff	6	25	4.2	7	0			
Scoring	TDR	TDP	TDR1	PAT	FG	S	TP	Punt Returns		No.	Yds.	Avg.	LG	TD
Moore	4	9					78	Nelson	3	1	0.3	1	0	
Myhra			35-37	9-19			62	COLTS	47	1030	21.9	94t	1	
Berry		10					60	OPPONENTS	44	1253	28.5	97t	1	
Hawkins	2	3					30	Sample	18	519	28.8	94t	1	
Ameche	3						18	Taseff	14	291	20.8	30	0	
Mutscheller		2					12	Pricer	6	88	14.7	17	0	
Pricer	1	1					12	Welch	4	80	20.0	28	0	
Richardson		1					6	Pellington	2	11	5.5	9	0	
Sample			1				6	Moorens	1	23	23.0	23	0	
Lipscomb							2	Sommer	1	10	10.0	10	0	
Shields							2	Kovac	1	8	8.0	8	0	
COLTS	10	26	1	35-37	9-19	2	288	COLTS	47	1030	21.9	94t	1	
OPPONENTS	17	8	2	27-27	15-30	234		OPPONENTS	44	1253	28.5	97t	1	

Rushing		No.	Yds.	Avg.	LG	TD	WR Raymond Berry		LDE Gino Marchetti			
Moore		91	374	4.1	57t	4	LT Jim Parker	LDT Art Donovan				
Hawkins		76	267	3.5	17	2	LG Art Spinney	RDT Gene Lipscomb				
Ameche		80	263	3.3	16	3	C Buzz Nutter	RDE Ordeil Braase				
Unitas		36	195	5.4	27	0	RG Alex Sandusky	LLB Bill Pellington				
Pricer		46	131	2.9	11	1	RT George Preas	MLB Dick Szymanski				
Brown		2	25	12.5	23	0	TE Jim Mutscheller	RLB Don Shinnick				
Welch		5	23	4.6	7	0	WR Lenny Moore	LCB Bob Boyd				
Sample		1	7	7.0	7	0	QB John Unitas	RCB Milt Davis				
Passing		Att.	Comp.	Yds.	Pct.	Avg./Att.	TD	TD%	Int.	Int.%	LG	Rating
Unitas		378	190	3099	50.3	8.20	25	6.6	24	6.4	80t	73.7
Brown		13	6	65	46.2	5.00	1	7.7	0	0.0	21	87.0
Moore		1	0	0	0.0	0.00	0	0.0	0	0.0	0	39.6
COLTS		392	196	3164	50.0	8.07	26	6.6	24	6.1	80t	74.0
OPPONENTS		298	144	2068	48.3	6.94	8	2.7	30	10.1	65t	40.6

USUAL STARTERS

PRO BOWLERS IN BOLDFACE

OFFENSE

WR Raymond Berry
LT Jim Parker
LG Art Spinney
C Buzz Nutter
RG Alex Sandusky
RT George Preas
TE Jim Mutscheller
WR Lenny Moore
QB John Unitas
RB Alan Ameche
RB Alex Hawkins

DEFENSE

LDE Gino Marchetti
LDT Art Donovan
RDT Gene Lipscomb
RDE Ordeil Braase
LLB Bill Pellington
MLB Dick Szymanski
RLB Don Shinnick
LCB Bob Boyd
RCB Milt Davis
LS Andy Nelson
RS John Sample

1961 COLTS STATISTICS

Record: 8-6 Coach: Weeb Ewbank
Third - Western Conference

Home: 5-2 Conf: 6-6
Away: 3-4 NConf: 2-0

Date	Results	Opponent	Attendance	Receiving	No.	Yds.	Avg.	LG	TD
9/17	W 27-24	L.A. RAMS	54,259	Berry	75	873	11.6	44	0
9/24	L 15-16	DETROIT	54,259	Moore	49	728	14.9	72t	8
10/ 1	W 34-33	MINNESOTA	54,259	Perry	34	322	9.5	27	1
10/ 8	L 7-45	@ Green Bay	38,669	Mutscheller	20	370	18.5	45	2
10/15	L 10-24	@ Chicago	48,719	Hawkins	20	158	7.9	22	1
10/22	W 17-14	@ Detroit	53,016	Orr	18	357	19.8	64	4
10/29	L 20-21	CHICAGO	57,641	Smolinski	9	100	11.1	25	1
11/ 5	W 45-21	GREEN BAY	57,641	Mackey	4	66	16.5	19	0
11/12	L 20-28	@ Minnesota	38,010	Sommer	1	31	31.0	31	0
11/19	W 16- 0	ST. LOUIS	56,112	Matte	1	8	8.0	8	0
11/26	W 27- 6	@ Washington	41,062	Szymanski	1	5	5.0	5	0
12/ 3	W 20-17	SAN FRANCISCO	57,641	COLTS	232	3018	13.0	72t	17
12/ 9	L 17-34	@ L.A. Rams	41,268	OPPONENTS	161	2320	14.4	84t	18
12/16	W 27-24	@ San Francisco	45,517						

Team Statistics	Colts	Opp	Interceptions	No.	Yds.	Avg.	LG	TD
TOTAL FIRST DOWNS	274	232	Glick	4	18	4.5	10	0
Rushing	124	108	Harrison	3	43	14.3	27	0
Passing	135	110	Pellington	3	9	3.0	4	0
Penalty	15	14	Shinnick	2	15	7.5	15	0
TOTAL NET YARDS	4922	3782	Boyd	2	0	0.0	0	0
Avg. Per Game	351.6	270.1	Burkett	1	23	23.0	23	0
NET YARDS RUSHING	2119	1869	Taseff	1	15	15.0	15	0
Avg. Per Game	151.4	133.5	COLTS	16	123	7.7	27	0
Total Rushes	456	418	OPPONENTS	29	406	14.0	41t	1

NET YARDS PASSING	2803	1913	Punting	No.	Yds.	Avg.	LG	Blk.
Avg. Per Game	200.2	136.6	Gilburg	42	1804	43.0	61	0
Tackled/Yards Lost	-215	-407	COLTS	42	1804	43.0	61	0
Gross Yards	3018	2320	OPPONENTS	64	2648	41.4	67	0

Att./Completions	351/161	351/161	Punt Returns	No.	Yds.	Avg.	LG	TD
Completion Pct.	53.0	46.0	Boyd	18	173	9.6	46	0
Had Intercepted	29	16	Taseff	5	39	7.8	23	0
PUNTS/AVERAGE	42/43.0	64/41.4	Hawkins	4	20	5.0	9	0
PENALTIES/YARDS	69/589	66/547	Nelson	4	19	4.8	12	0
FUMBLES/BALL LOST	21/13	19/8	Harrison	1	16	16.0	16	0

TOUCHDOWNS	34	37	Smolinski	1	2	2.0	2	0
Rushing	17	17	COLTS	33	269	8.2	46	0
Passing	17	18	OPPONENTS	18	248	13.8	72t	1
Defense/Kicking	0/0	1/1	Kickoff Returns	No.	Yds.	Avg.	LG	TD

Score By Periods	1	2	3	4	Total	Lyles	28	672	24.0	64	0
COLTS	72	101	63	66	302	Harrison	11	250	22.7	34	0
OPPONENTS	57	68	92	90	307	Welch	5	146	29.2	50	0

Scoring	TDR	TDP	TDR	PAT	FG	S	TP
Myhra			33-34	21-39	96		
Moore	7	8			90		
Hawkins	4	1			30		
Orr		4			24		
Perry	3	1			24		
Mutscheller		2			12		
Unitas	2				12		
Smolinski		1			6		
Welch	1				6		
Marchetti					1	2	

COLTS	17	17	33-34	21-39	1302	
OPPONENTS	17	18	2	37-37	16-26	307

Rushing	No.	Yds.	Avg.	LG	TD
Perry	168	675	4.0	27	3
Moore	92	648	7.0	54t	7
Hawkins	86	379	4.4	39	4
Unitas	54	190	3.5	18	2
Smolinski	31	98	3.2	14	0
Welch	1	60	60.0	60t	1
Matte	13	54	4.2	11	0
Sommer	6	10	1.7	9	0
Hill	1	4	4.0	4	0
McHan	4	1	0.3	7	0
COLTS	456	2119	4.6	60	17
OPPONENTS	418	1869	4.5	54t	17

Passing	Att.	Comp.	Yds.	Pct.	Avg./Att.	TD	TD%	Int.	Int. %	LG	Rating
Unitas	420	229	2990	54.5	7.12	16	3.8	24	5.7	72t	66.1
McHan	15	3	28	20.0	1.87	1	6.7	4	26.7	17t	22.2
Moore	2	0	0	0.0	0.00	0	0.0	1	50.0	0	0.0
Boyd	1	0	0	0.0	0.00	0	0.0	0	0.0	0	39.6
COLTS	438	232	3018	53.0	6.89	17	3.9	29	6.6	72t	60.3
OPPONENTS	351	161	2320	46.0	6.61	18	5.1	16	4.6	84t	65.9

USUAL STARTERS

PRO BOWLERS IN BOLDFACE

OFFENSE	DEFENSE
WR Raymond Berry	LDE Gino Marchetti
LT Jim Parker	LDT Art Donovan
LG Palmer Pyle	RDT Billy Ray Smith
C Dick Szymanski	RDE Ordell Braase
RG Alex Sandusky	LLB Bill Pellington
RT George Preas	MLB Jack Burkett
TE Jim Mutscheller	RLB Don Shinnick
WR Lenny Moore	LCB Bob Boyd
QB John Unitas	RCB Gary Glick
RB Joe Perry	LS Andy Nelson
RB Alex Hawkins	RS Bob Harrison

1962 COLTS STATISTICS

Record: 7-7 Coach: Weeb Ewbank
Fourth - Western Conference

Home: 3-4 Conf: 5-7
Away: 4-3 NConf: 2-0

Date	Results	Opponent	Attendance	Rushing	No.	Yds.	Avg.	LG	TD
9/16	W 30-27	L.A. RAMS	54,796	Clemens	2	9	4.5	6	0
9/23	W 34-7	@ Minnesota	30,787	McHan	4	4	1.0	5	0
9/30	L 20-29	DETROIT	57,966	COLTS	448	1601	3.6	29	9
10/7	L 13-21	SAN FRANCISCO	54,158	OPPONENTS	423	1504	3.6	45t	17
10/14	W 36-14	@ Cleveland	80,132	Receiving	No.	Yds.	Avg.	LG	TD
10/21	L 15-35	@ Chicago	49,066	Orr	55	974	17.7	80t	11
10/28	L 6-17	GREEN BAY	57,966	Berry	51	687	13.5	37	3
11/4	W 22-3	@ San Francisco	44,875	Mackey	25	396	15.8	57	4
11/11	W 14-2	@ L.A. Rams	39,502	Owens	25	307	12.3	26	2
11/18	L 13-17	@ Green Bay	38,669	Perry	22	194	8.8	32	0
11/25	L 0-57	CHICAGO	56,164	Moore	18	215	11.9	80	2
12/2	L 14-21	@ Detroit	53,012	Bielski	15	200	13.3	22	2
12/8	W 34-21	WASHINGTON	56,964	Smolinski	13	128	9.9	33t	1
12/16	W 42-17	MINNESOTA	53,645	Matte	8	81	10.1	22	1

Team Statistics			Colts	Opp								
TOTAL FIRST DOWNS			251	226	COLTS	OPPONENTS	Interceptions	No.	Yds.	Avg.	LG	TD
Rushing			94	91	237	3330	206	2975	14.1	80t	27	19
Passing			145	119								
Penalty			12	16								
TOTAL NET YARDS			4666	4123	COLTS	OPPONENTS	Interceptions	No.	Yds.	Avg.	LG	TD
Avg. Per Game			333.3	294.5	206	2975	14.4	85t	19			
NET YARDS RUSHING			1601	1504	COLTS	OPPONENTS	Interceptions	No.	Yds.	Avg.	LG	TD
Avg. Per Game			114.4	107.4	206	2975	14.4	85t	19			
Total Rushes			448	423	COLTS	OPPONENTS	Interceptions	No.	Yds.	Avg.	LG	TD
NET YARDS PASSING			3065	2619	23	331	14.4	38	0			
Avg. Per Game			218.9	187.1	25	386	15.4	40	0			
Tackled/Yards Lost			-265	-356	COLTS	OPPONENTS	Interceptions	No.	Yds.	Avg.	LG	TD
Gross Yards			3330	2975	23	331	14.4	38	0			
Att./Completions			423/237	381/206	25	386	15.4	40	0			
Completion Pct.			56.0	54.1	COLTS	OPPONENTS	Interceptions	No.	Yds.	Avg.	LG	TD
Had Intercepted			25	23	57	2384	41.8	62	0			
PUNTS/AVERAGE			58/41.5	67/42.7	1	22	22.0	22	0			
PENALTIES/YARDS			63/675	71/792	COLTS	OPPONENTS	Interceptions	No.	Yds.	Avg.	LG	TD
FUMBLES/BALL LOST			26/19	32/19	58	2406	41.5	62	0			
TOUCHDOWNS			37	37	COLTS	OPPONENTS	Interceptions	No.	Yds.	Avg.	LG	TD
Rushing			9	17	67	2861	42.7	64	0			
Passing			27	19	COLTS	OPPONENTS	Interceptions	No.	Yds.	Avg.	LG	TD
Defense/Kicking			1/0	0/1	67	2861	42.7	64	0			

Score By Periods	1	2	3	4	Total
COLTS	62	60	42	129	293
OPPONENTS	55	59	64	110	288

Scoring	TDR	TDP	TDRt	PAT	FG	S	TP
Bielski	2		25-28	11-25	70		
Orr		11			66		
Mackey	4				24		
Hawkins	4				24		
Moore	2	2			24		
Matte	2	1			18		
Berry	3				18		
Owens	2				12		
Smolinski	1	1			12		
Harris			6-9	1-3	9		
Braase			1		6		
Turner	1				6		
Saul					1	2	
TEAM					1	2	
COLTS	9	27	1	31-37	12-28	2293	
OPPONENTS	17	19	1	35-37	9-22	2288	

Rushing	No.	Yds.	Avg.	LG	TD
Moore	106	470	4.4	25	2
Perry	94	359	3.8	21	0
Smolinski	85	265	3.1	11	1
Matte	74	226	3.1	29	2
Unitas	50	137	2.7	25	0
Hawkins	29	87	3.0	13t	4
Turner	1	17	17.0	17	0
Orr	1	14	14.0	14	0
Boyd	2	13	6.5	15	0

Passing	Att.	Comp.	Yds.	Pct.	Avg./Att.	TD	TD%	Int.	Int.%	LG	Rating
Unitas	389	222	2967	57.1	7.63	23	5.9	23	5.9	80t	76.5
McHan	20	10	278	50.0	13.90	3	15.0	2	10.0	74t	95.8
Matte	13	5	85	38.5	6.54	1	7.7	0	0.0	30	87.0
Hawkins	1	0	0	0.0	0.00	0	0.0	0	0.0	0	39.6
COLTS	423	237	3330	56.0	7.87	27	6.4	25	5.9	80t	78.2
OPPONENTS	381	206	2975	54.1	7.81	19	5.0	23	6.0	85t	71.1

USUAL STARTERS

PRO BOWLERS IN BOLDFACE

OFFENSE		DEFENSE	
WR Raymond Berry	LDE Gino Marchetti	LT Jim Parker	LDT Jim Colvin
LG Palmer Pyle	RDT Billy Ray Smith	C Dick Szymanski	RDE Ordell Braase
RG Alex Sandusky	LLB Bill Pellington	RE George Preas	MLB Jack Burkett
TE Dee Mackey	RLB Don Shinnick	WR Jimmy Orr	LCB Bob Boyd
QB John Unitas	RCB Wendell Harris	RB Joe Perry	LS Andy Nelson
RB Lenny Moore	RS Jim Welch		

1963 COLTS STATISTICS

Record: 8-6 Coach: Don Shula
Third - Western Conference

Home: 4-3 Conf: 7-5
Away: 4-3 NConf: 1-1

Date	Results	Opponent	Attendance	Rushing	No.	Yds.	Avg.	LG	TD
9/15	L 28-37	N.Y. GIANTS	60,029	Craddock	1	1	1.0	1	0
9/22	W 20-14	@ San Francisco	31,006	Hawkins	3	-2	-0.7	0	0
9/29	L 20-31	@ Green Bay	42,327	COLTS	396	1642	4.1	311	11
10/ 6	L 3-10	@ Chicago	48,998	OPPONENTS	434	1794	4.1	701	16
10/13	W 20- 3	SAN FRANCISCO	56,962	Receiving	No.	Yds.	Avg.	LG	TD
10/20	W 25-21	@ Detroit	51,901	Matte	48	466	9.7	49	1
10/27	L 20-34	GREEN BAY	60,065	Berry	44	703	16.0	64t	3
11/ 3	L 7-17	CHICAGO	60,065	Orr	41	708	17.3	60t	5
11/10	W 24-21	DETROIT	59,758	Mackey	35	726	20.7	61t	7
11/17	W 37-34	@ Minnesota	33,136	Hill	22	304	13.8	55	1
11/24	L 16-17	@ L.A. Rams	48,555	Moore	21	288	13.7	34	2
12/ 1	W 36-20	@ Washington	44,006	Richardson	17	204	12.0	22	0
12/ 8	W 41-10	MINNESOTA	54,122	Lockett	16	158	9.9	27	1
12/15	W 19-16	L.A. RAMS	52,834	Hawkins	3	41	13.7	19	0

Team Statistics	Colts	Opp	COLTS	Yds.	Avg.	LG	TD	
TOTAL FIRST DOWNS	257	228	248	3605	14.5	64t	20	
Rushing	95	89	181	2589	14.3	77t	19	
Passing	149	118	Interceptions	No.	Yds.	Avg.	LG	TD
Penalty	13	21	Welch	4	49	12.3	15	0
TOTAL NET YARDS	4938	4036	Nelson	3	37	12.3	26t	1
Avg. Per Game	352.7	287.9	Boyd	3	17	5.7	9	0
Total Plays	873	827	Lyles	2	36	18.0	36t	1
Avg. Per Play	5.7	4.9	Shinnick	2	20	10.0	18	0
NET YARDS RUSHING	1642	1794	Logan	1	15	15.0	15	0
Avg. Per Game	117.3	128.1	COLTS	15	174	11.6	36t	2
Total Rushes	396	434	OPPONENTS	12	161	13.4	39	1
NET YARDS PASSING	3296	2242	Punting	No.	Yds.	Avg.	LG	Bk.
Avg. Per Game	235.4	160.1	Gilburg	52	2173	41.8	64	0
Tackled/Yards Lost	44/309	45/347	Logan	4	121	30.3	55	0
Gross Yards	3605	2589	COLTS	56	2294	41.0	64	0
Att./Completions	433/248	348/181	OPPONENTS	72	3133	43.5	64	0
Completion Pct.	57.3	52.0	Punt Returns	No.	Yds.	Avg.	LG	TD
Had Intercepted	12	15	Logan	28	279	10.0	38	0
PUNTS/AVERAGE	56/41.0	72/43.5	Hawkins	17	156	9.2	50	0
PENALTIES/YARDS	77/823	58/685	Richardson	5	43	8.6	19	0
FUMBLES/BALL LOST	35/25	32/17	Moore	2	7	3.5	7	0
TOUCHDOWNS	35	36	Hill	1	0	0.0	0	0
Rushing	11	16	COLTS	53	485	9.2	50	0
Passing	20	19	OPPONENTS	19	119	6.3	23	0
Defense/Kicking	4/0	1/0						

Score By Periods	1	2	3	4	Total	Kickoff Returns	No.	Yds.	Avg.	LG	TD
COLTS	82	82	66	86	316	Matte	16	331	20.7	34	0
OPPONENTS	27	110	76	72	285	Mackey	9	271	30.1	41	0

Scoring	TDR	TDP	TDRt	PAT	FG	S	TP
Martin			32-35	24-39	104		
Mackey	7				42		
Hill	5	1			30		
Orr		5			30		
Matte	4	1			30		
Moore	2	2			24		
Berry	3				18		
Marchetti			1		6		
Boyd			1		6		
Nelson			1		6		
Lockett	1				6		
Lyles			1		6		
Colvin					1	2	
COLTS	11	20	4	32-35	24-39	1316	
OPPONENTS	16	19	1	33-36	12-27	285	

Rushing	No.	Yds.	Avg.	LG	TD
Matte	133	541	4.1	31t	4
Hill	100	440	4.4	20t	5
Lockett	81	273	3.4	18	0
Unitas	47	224	4.8	26	0
Moore	27	136	5.0	25t	2
Cuozzo	3	26	8.7	26	0
Mackey	1	3	3.0	3	0

USUAL STARTERS PRO BOWLERS IN BOLDFACE

OFFENSE	DEFENSE
WR Raymond Berry	LDE Gino Marchetti
LT Bob Vogel	LDT Jim Colvin
LG Jim Parker	RDT Fred Miller
C Dick Szymanski	RDE Ordell Braase
RG Alex Sandusky	LLB Jack Burkett
RT George Preas	MLB Bill Pellington
TE John Mackey	RLB Don Shinnick
WR Jimmy Orr	LCB Bob Boyd
QB John Unitas	RCB Lenny Lyles
RB Tom Matte	LS Andy Nelson
RB Lenny Moore, J.W. Lockett	RS Jim Welch

Passing	Att.	Comp.	Yds.	Pct.	Avg./Att.	TD	TD%	Int.	Int.%	LG	Sacked	Rating
Unitas	410	237	3481	57.8	8.49	20	4.9	12	2.9	64t	42/298	90.0
Cuozzo	17	10	104	58.8	6.12	0	0.0	0	0.0	19	2/ 11	76.6
Matte	5	1	20	20.0	4.00	0	0.0	0	0.0	20	0/ 0	43.8
McHan	1	0	0	0.0	0.00	0	0.0	0	0.0	0	0/ 0	39.6
COLTS	433	248	3605	57.4	8.33	20	4.6	12	2.8	64t	44/309	88.4
OPPONENTS	348	181	2589	52.0	7.44	19	5.5	15	4.3	77t	45/347	76.7

1964 COLTS STATISTICS

Record: 12-2 Coach: Don Shula
First - Western Conference

Home: 7-1 Conf: 10-2
Away: 5-1 NConf: 2-0

Date	Results	Opponent	Attendance	Rushing	No.	Yds.	Avg.	LG	TD					
9/13	L 24-34	@ Minnesota	35,563	Mackey	1	-1	-1.0	-1	0					
9/20	W 21-20	@ Green Bay	42,327	Cuozzo	7	-2	-0.3	10	0					
9/27	W 52-0	CHICAGO	56,537	COLTS	456	2007	4.4	80t	29					
10/ 4	W 35-20	L.A. RAMS	56,537	OPPONENTS	422	1798	4.3	51t	13					
10/12	W 47-27	ST. LOUIS	60,213	Receiving						No.	Yds.	Avg.	LG	TD
10/18	W 24-21	GREEN BAY	60,213	Berry	43	663	15.4	46	6					
10/25	W 34-0	@ Detroit	57,814	Orr	40	867	21.7	69	6					
11/ 1	W 37-7	SAN FRANCISCO	60,213	Mackey	22	406	18.5	62	2					
11/ 8	W 40-24	@ Chicago	47,891	Moore	21	472	22.5	74t	3					
11/15	W 17-14	MINNESOTA	60,213	Hill	14	113	8.1	27t	1					
11/22	W 24-7	@ L.A. Rams	72,137	Lorick	11	164	14.9	59	0					
11/29	W 14-3	@ San Francisco	33,642	Matte	10	169	16.9	30	0					
12/ 6	L 14-31	DETROIT	60,213	Wilson	7	86	12.3	20	1					
12/13	W 45-17	WASHINGTON	60,213	Richardson	3	42	14.0	16	0					
12/27	L 0-27	@ Cleveland	79,544	Hawkins	2	42	21.0	27t	1					

Team Statistics		Colts	Opp	Interceptions		No.	Yds.	Avg.	LG	TD				
TOTAL FIRST DOWNS		245	242	Boyd	9	185	20.6	47	0					
Rushing	100	93	Looney	1	1	0.0	1t	1						
Passing	129	121	COLTS	176	3045	17.3	74t	22						
Penalty	16	28	OPPONENTS	217	2621	12.1	63t	14						
TOTAL NET YARDS		4779	3930	Punting						No.	Yds.	Avg.	LG	Bk.
Avg. Per Game	341.4	280.7	Looney	32	1358	42.4	64	0						
Total Plays	840	864	Gilburg	27	1106	41.0	58	0						
Avg. Per Play	5.7	4.6	COLTS	59	2464	41.8	64	0						
NET YARDS RUSHING		2007	1798	OPPONENTS	73	3212	44.0	68	0					
Avg. Per Game	143.4	128.4	Punt Returns						No.	FC	Yds.	Avg.	LG	TD
Total Rushes	456	422	Harris	17	5	214	12.6	39	0					
NET YARDS PASSING		2772	2132	Hawkins	16	4	122	7.6	30	0				
Avg. Per Game	198.0	152.3	Logan	13	0	111	8.5	22	0					
Tackled/Yards Lost	39/273	57/489	Haymond	1	1	6	6.0	6	0					
Gross Yards	3045	2621	Davis	1	0	0	0.0	0	0					
Att./Completions	345/176	385/217	COLTS	48	10	453	9.4	39	0					
Completion Pct.	51.0	56.4	OPPONENTS	25	-	175	7.0	65t	1					
Had Intercepted	9	23	Kickoff Returns						No.	Yds.	Avg.	LG	TD	
PUNTS/AVERAGE		59/41.8	73/44.0	Looney	14	345	24.6	42	0					
PENALTIES/YARDS		74/785	59/641	Lorick	13	385	29.6	71	0					
FUMBLES/BALL LOST		31/10	28/18	Hill	4	85	21.3	26	0					
TOUCHDOWNS		54	28	Matte	3	71	23.7	34	0					
Rushing	29	13	Gilburg	1	19	19.0	19	0						
Passing	22	14	Davis	1	12	12.0	12	0						
Defense/Kicking	2/1	0/1	Petties	1	9	9.0	9	0						

Score By Periods	1	2	3	4	Total
COLTS	88	96	130	114	428
OPPONENTS	38	59	48	80	225

Scoring	TDR	TDP	TDR1	PAT	FG	S	TP
Moore	16	3	1				120
Michaels				53-54	17-35		104
Orr		6					36
Berry		6					36
Hill	5	1					36
Lorick	4						24
Looney	1	1					12
Unitas	2						12
Mackey		2					12
Wilson		1					6
Matte	1						6
Logan			1				6
Stonebreaker			1				6
Hawkins		1					6
Petties		1					6
COLTS	29	22	3	53-54	17-35		428
OPPONENTS	13	14	1	27-28	10-24		225

Rushing	No.	Yds.	Avg.	LG	TD
Moore	157	584	3.7	32t	16
Lorick	100	513	5.1	60	4
Hill	88	384	4.4	50	5
Matte	42	215	5.1	80t	1
Unitas	37	162	4.4	20	2
Looney	23	127	5.5	58t	1
Boyd	1	25	25.0	25	0

Passing	Att.	Comp.	Yds.	Pct.	Avg./Att.	TD	TD%	Int.	Int. %	LG	Sacked	Rating
Unitas	305	158	2824	51.8	9.26	19	6.2	6	2.0	74	37/254	96.4
Cuozzo	36	15	163	41.7	4.53	2	5.6	3	8.3	22	2/19	39.5
Matte	4	3	58	75.0	14.50	1	25.0	0	0.0	22	0/0	156.3
COLTS	345	176	3045	51.0	8.83	22	6.4	9	2.6	74	39/273	91.8
OPPONENTS	385	217	2621	56.4	6.81	14	3.6	23	5.9	63t	57/489	64.6

USUAL STARTERS PRO BOWLERS IN BOLDFACE

OFFENSE		DEFENSE	
WR	Raymond Berry	LDE	Gino Marchetti
LT	Bob Vogel	LDT	Fred Miller
LG	Jim Parker	RDT	Billy Ray Smith
C	Dick Szymanski	RDE	Ordell Braase
RG	Alex Sandusky	LLB	Steve Stonebreaker
RT	George Preas	MLB	Bill Pellington
TE	John Mackey	RLB	Don Shinnick
WR	Jimmy Orr	LCB	Bob Boyd
QB	John Unitas	RCB	Lenny Lyles
RB	Lenny Moore	LS	Jerry Logan
RB	Jerry Hill,	RS	Jim Welch
	Tony Lorick		

1965 COLTS STATISTICS

Record: 10-3-1 Coach: Don Shula
TFirst - Western Conference

Home: 5-2 Conf: 8-3-1
Away: 5-1-1 NConf: 2-0

Date	Results	Opponent	Attendance	Rushing	No.	Yds.	Avg.	LG	TD
9/19	W 35-16	MINNESOTA	56,562	Mackey	1	7	7.0	7	0
9/26	L 17-20	Green Bay at Milw.	48,130	Curtis	6	1	0.2	4	0
10/ 3	W 27-24	SAN FRANCISCO	58,609	Felts	2	0	0.0	2	0
10/10	W 31- 7	DETROIT	60,238	Brown	1	-2	-2.0	-2	0
10/17	W 38- 7	@ Washington	50,405	COLTS	445	1593	3.6	38	13
10/24	W 35-20	L.A. RAMS	60,238	OPPONENTS	410	1483	3.6	62t	11
10/31	W 34-28	@ San Francisco	45,827	Receiving	No.	Yds.	Avg.	LG	TD
11/ 7	W 26-21	@ Chicago	45,656	Berry	58	739	12.7	40	7
11/14	W 41-21	@ Minnesota	47,426	Orr	45	847	18.8	57	10
11/21	W 34-24	PHILADELPHIA	60,238	Mackey	40	814	20.4	68t	7
11/25	T 24-24	@ Detroit	55,036	Moore	27	414	15.3	52t	3
12/ 5	L 0-13	CHICAGO	60,238	Hill	20	112	5.6	20	0
12/12	L 27-42	GREEN BAY	60,238	Lorick	15	184	12.3	49t	2
12/18	W 20-17	@ L.A. Rams	46,636	Matte	12	131	10.9	15	0
12/26	L 10-13	@ Green Bay	OT 50,484	Hawkins	2	32	16.0	27	1
1/ 9	W 35- 3	Dallas (at Miami)	65,569	Wilson	1	38	38.0	38	0

Team Statistics	Colts	Opp	COLTS	OPPONENTS	Interceptions	No.	Yds.	Avg.	LG	TD
TOTAL FIRST DOWNS	266	233	222	3330	Boyd	9	78	8.7	24	1
Rushing	94	78	213	2903	Harris	3	77	25.7	36	0
Passing	144	131	213	2903	Haymond	3	47	15.7	30t	1
Penalty	28	24	17	341	Logan	2	74	37.0	38t	2
TOTAL NET YARDS	4598	4045	22	318	Lyles	1	28	28.0	28	0
Avg. Per Game	328.4	288.9	17	341	Gaubatz	1	5	5.0	5	0
Total Plays	887	849	17	341	Smith	1	5	5.0	5	0
Avg. Per Play	5.2	4.8	17	341	Shinnick	1	4	4.0	4	0
NET YARDS RUSHING	1593	1483	17	341	Stonebreaker	1	0	0.0	0	0
Avg. Per Game	113.8	105.9	17	341	COLTS	22	318	14.5	38	4
Total Rushes	445	410	17	341	OPPONENTS	17	341	20.1	87	1
NET YARDS PASSING	3005	2562	54	2139	Gilburg	54	2139	39.6	66	0
Avg. Per Game	214.6	183.0	54	2139	Brown	2	80	40.0	49	0
Tackled/Yards Lost	43/325	39/341	56	2219	COLTS	56	2219	39.6	66	0
Gross Yards	3330	2903	71	3119	OPPONENTS	71	3119	43.9	65	0
Att./Completions	399/222	400/213	45	11	COLTS	45	11	421	9.4	55
Completion Pct.	55.6	53.3	26	198	OPPONENTS	26	198	7.6	44	0
Had Intercepted	17	22	41	9	COLTS	41	9	403	9.8	55
PUNTS/AVERAGE	56/39.6	71/43.9	4	2	COLTS	4	2	18	4.5	11
PENALTIES/YARDS	69/616	80/786	45	11	COLTS	45	11	421	9.4	55
FUMBLES/BALL LOST	31/19	33/14	26	198	OPPONENTS	26	198	7.6	44	0
TOUCHDOWNS	48	35	20	614	COLTS	20	614	30.7	53	0
Rushing	13	11	10	193	OPPONENTS	10	193	19.3	36	0
Passing	31	22	9	211	COLTS	9	211	23.4	30	0
Defense/Kicking	4/0	1/1	8	211	OPPONENTS	8	211	26.4	46	0

Score By Periods	1	2	3	4	Total	Kickoff Returns	No.	Yds.	Avg.	LG	TD
COLTS	64	140	69	116	389	Haymond	20	614	30.7	53	0
OPPONENTS	55	93	78	58	284	Felts	10	193	19.3	36	0
Scoring	TDR	TDP	TDRt	PAT	FG	S	TP				
Michaels			48-48	17-28	110t	Lorick	9	211	23.4	30	0
Orr	10				60	Matte	8	211	26.4	46	0
Moore	5	3			48	Curtis	2	10	5.0	10	0
Berry	7				42	Hawkins	2	0	0.0	0	0
Mackey	7				42	Hill	1	3	3.0	3	0
Hill	5				30	COLTS	52	1242	23.9	53	0
Lorick	1	2			18	OPPONENTS	63	1346	21.4	101t	1
Logan			2		12						
Boyd			1		6						
Haymond			1		6						
Matte	1				6						
Unitas	1				6						
Richardson			1		6						
Hawkins			1		6						
COLTS	13	31	4	48-48	17-28	1389					
OPPONENTS	11	22	2	35-35	13-23	284					

Rushing	No.	Yds.	Avg.	LG	TD	USUAL STARTERS					
Hill	147	516	3.5	20	5	PRO BOWLERS IN BOLDFACE					
Moore	133	464	3.5	28t	5	OFFENSE			DEFENSE		
Lorick	63	296	4.7	38	1	WR Raymond Berry	LDE Lou Michaels	LT Bob Vogel	LDT Fred Miller	LG Jim Parker	RDT Billy Ray Smith
Matte	69	235	3.4	20	1	C Dick Szymanski,	RDE Ordell Braase	C Buzz Nutter	LLB Steve Stonebreaker	RG Alex Sandusky	
Unitas	17	68	4.0	18t	1	R George Preas	MLB Dennis Gaubatz	TE John Mackey	RLB Don Shinnick	R George Preas	
Cuozzo	6	8	1.3	10	0	WR Jimmy Orr	LCB Bob Boyd	QB John Unitas	RCB Lenny Lyles	TE John Mackey	
						QB John Unitas	LS Jerry Logan	RB Lenny Moore	RS Wendell Harris	RB Lenny Moore	
						RB Jerry Hill		RB Jerry Hill		RB Jerry Hill	

Passing	Att.	Comp.	Yds.	Pct.	Avg./Att.	TD	TD%	Int.	Int.%	LG	Sacked	Rating
Unitas	282	164	2530	58.2	8.97	23	8.2	12	4.3	61	29/221	97.4
Cuozzo	105	54	700	51.4	6.67	7	6.7	4	3.8	44	10/ 73	79.1
Matte	7	1	19	14.3	2.71	0	0.0	1	14.3	19	1/ 7	0.0
Brown	5	3	81	60.0	16.20	1	20.0	0	0.0	68t	3/ 24	143.8
COLTS	399	222	3330	55.6	8.35	31	7.8	17	4.3	68t	43/325	91.4
OPPONENTS	400	213	2903	53.3	7.27	22	5.5	22	5.5	65t	39/341	72.1

1966 COLTS STATISTICS

Record: 9-5 Coach: Don Shula
Second - Western Conference

Home: 5-2 Conf: 7-5
Away: 4-3 NConf: 2-0

Date	Results	Opponent	Attendance	Rushing	No.	Yds.	Avg.	LG	TD	
9/10	L 3-24	Green Bay at Milw.	48,650	Cuozzo	1	9	9.0	9	0	
9/18	W 38-23	@ Minnesota	47,426	Mackey	1	-6	-6.0	-6	0	
9/25	W 36-14	SAN FRANCISCO	56,715	COLTS	418	1556	3.7	41	7	
10/ 9	L 17-27	@ Chicago	47,452	OPPONENTS	460	1733	3.8	52	7	
10/16	W 45-14	DETROIT	60,238	Receiving		No.	Yds.	Avg.	LG	TD
10/23	W 20-17	MINNESOTA	60,238	Berry	56	786	14.0	40	7	
10/30	W 17- 3	@ L.A. Rams	57,898	Mackey	50	829	16.6	89	9	
11/ 6	W 37-10	WASHINGTON	60,238	Orr	37	618	16.7	61	3	
11/13	W 19- 7	@ Atlanta	58,850	Matte	23	307	13.4	35	3	
11/20	L 14-20	@ Detroit	52,383	Moore	21	260	12.4	36	0	
11/27	L 7-23	L.A. RAMS	60,238	Richardson	14	246	17.6	69	2	
12/ 4	W 21-16	CHICAGO	60,238	Lorick	12	81	6.8	19	0	
12/10	L 10-14	GREEN BAY	60,238	Hill	5	18	3.6	7	0	
12/18	W 30-14	@ San Francisco	40,005	Wilson	3	27	9.0	11	2	
1/ 8	W 20-14	Philadelphia (@ Miami)	58,088	COLTS	221	3172	14.4	89	26	
				OPPONENTS	240	2759	12.5	99	14	

Team Statistics		Colts	Opp	Interceptions	No.	Yds.	Avg.	LG	TD		
TOTAL FIRST DOWNS		237	245	Boyd	6	114	19.0	37	1		
Rushing		82	94	Haymond	4	88	22.0	52	1		
Passing		142	134	Logan	3	13	4.3	13	0		
Penalty		13	17	Shinnick	3	4	1.3	4	0		
TOTAL NET YARDS		4486	4091	Gaubatz	2	12	6.0	10	0		
Avg. Per Game		320.4	292.2	Davis	1	15	15.0	15	0		
Total Plays		849	932	Stonebreaker	1	8	8.0	8	0		
Avg. Per Play		5.3	4.4	Brown	1	7	7.0	7	0		
NET YARDS RUSHING		1556	1733	Lyles	1	6	6.0	6	0		
Avg. Per Game		111.1	123.8	COLTS	22	267	12.1	52	2		
Total Rushes		418	460	OPPONENTS	27	438	16.2	55	3		
NET YARDS PASSING		2930	2358	Punting		No.	Yds.	Avg.	LG	Blk.	
Avg. Per Game		209.3	168.4	Lee	49	2233	45.6	64	1		
Tackled/Yards Lost		30/242	47/401	COLTS	49	2233	45.6	64	1		
Gross Yards		3172	2759	OPPONENTS	71	2882	40.6	62	0		
Att./Completions		401/221	425/240	Punt Returns		No.	FC	Yds.	Avg.	LG	TD
Completion Pct.		55.1	56.5	Haymond	40	8	347	8.7	64	0	
Had Intercepted		27	22	Davis	2	1	7	3.5	4	0	
PUNTS/AVERAGE		49/45.6	71/40.6	Logan	1	1	3	3.0	3	0	
PENALTIES/YARDS		64/617	69/704	Matte	1	1	0	0.0	0	0	
FUMBLES/BALL LOST		19/12	25/18	Allen	1	0	0	0.0	0	0	
TOUCHDOWNS		36	25	COLTS	45	11	357	7.9	64	0	
Rushing		7	7	OPPONENTS	30	8	130	4.3	24	0	
Passing		26	14	Kickoff Returns		No.	Yds.	Avg.	LG	TD	
Defense/Kicking		3/0	4/0	Moore	18	453	25.2	54	0		

Score By Periods	1	2	3	4	Total
COLTS	36	113	61	104	314
OPPONENTS	50	58	60	58	226

Scoring	TDR	TDP	TDR	PAT	FG	S	TP
Michaels				35-36	21-39		98
Mackey		9					54
Berry		7					42
Moore	3						18
Matte		3					18
Lorick	3						18
Orr		3					18
Wilson		2					12
Richardson		2					12
Curtis			1				6
Boyd			1				6
Unitas	1						6
Haymond			1				6
COLTS	7	26	3	35-36	21-39		314
OPPONENTS	7	14	4	25-25	17-33		226

Rushing	No.	Yds.	Avg.	LG	TD
Lorick	143	524	3.7	41	3
Hill	104	395	3.8	12	0
Matte	86	381	4.4	30	0
Moore	63	209	3.3	18	3
Unitas	20	44	2.2	16	1

Passing	Att.	Comp.	Yds.	Pct.	Avg./Att.	TD	TD%	Int.	Int.%	LG	Sacked	Rating
Unitas	348	195	2748	56.0	7.90	22	6.3	24	6.9	89	21/146	74.0
Cuozzo	50	26	424	52.0	8.48	4	8.0	2	4.0	69	8/ 82	90.8
Matte	3	0	0	0.0	0.00	0	0.0	1	33.3	0	0/ 0	0.0
Moore	0	0	0	0.0	0.00	0	0.0	0	0.0	0	1/ 14	0.0
COLTS	401	221	3172	55.1	7.91	26	6.5	27	6.7	89	30/242	74.5
OPPONENTS	425	240	2759	56.5	6.49	14	3.3	22	5.2	99	47/401	65.5

USUAL STARTERS

PRO BOWLERS IN BOLDFACE

OFFENSE		DEFENSE	
WR	Raymond Berry	LDE	Lou Michaels
LT	Bob Vogel	LDT	Billy Ray Smith
LG	Dan Sullivan	RDT	Fred Miller
C	Dick Szymanski	RDE	Ordell Braase
RG	Alex Sandusky	LLB	Jack Burkett,
RT	Jim Parker		Steve Stonebreaker
TE	John Mackey	MLB	Dennis Gaubatz
WR	Jimmy Orr	RLB	Don Shinnick
QB	John Unitas	LCB	Bob Boyd
RB	Lenny Moore	RCB	Lenny Lyles
RB	Tony Lorick,	LS	Jerry Logan
	Jerry Hill	RS	Alvin Haymond

1967 COLTS STATISTICS

Record: 11-1-2 Coach: Don Shula
TFirst - Coastal Division

Home: 6-0-1 Div: 4-1-1
Away: 5-1-1 Conf: 7-1-2
NConf: 4-0

Date	Results	Opponent	Attendance	Rushing	No.	Yds.	Avg.	LG	TD
9/17	W 38-31	ATLANTA	56,715	Matte	147	636	4.3	30	9
9/24	W 38-6	@ Philadelphia	60,755	Lorick	133	436	3.3	22	6
10/1	W 41-7	SAN FRANCISCO	60,238	Hill	90	311	3.5	18	2
10/8	W 24-3	@ Chicago	47,190	Moore	42	132	3.1	21	4
10/15	T 24-24	L.A. RAMS	60,238	Unitas	22	89	4.1	12	0
10/22	T 20-20	@ Minnesota	47,693	Ward	5	23	4.6	8	0
10/29	W 17-13	@ Washington	50,574	Hawkins	2	12	6.0	7	0
11/5	W 13-10	GREEN BAY	60,238	Welch	2	6	3.0	4	0
11/12	W 49-7	@ Atlanta	58,850	COLTS	443	1645	3.7	30	21
11/19	W 41-7	DETROIT	60,238	OPPONENTS	387	1411	3.6	27	5
11/26	W 26-9	@ San Francisco	44,815	Receiving	No.	Yds.	Avg.	LG	TD
12/3	W 23-17	DALLAS	60,238	Richardson	63	860	13.7	31	8
12/10	W 30-10	NEW ORLEANS	60,238	Mackey	55	687	12.5	34	3
12/17	L 10-34	@ L.A. Rams	77,277	Matte	35	496	14.2	88	3

Team Statistics	Colts	Opp	Interceptions	No.	Yds.	Avg.	LG	TD	
TOTAL FIRST DOWNS	289	208	Volik	6	145	24.2	94t	1	
Rushing	105	78	Boyd	6	145	24.2	41	1	
Passing	159	116	Lyles	5	59	11.8	36	1	
Penalty	25	14	Logan	4	22	5.5	11	0	
TOTAL NET YARDS	5008	3843	Shinnick	3	20	6.7	17	0	
Avg. Per Game	357.7	274.5	Haymond	2	33	16.5	33	0	
Total Plays	925	818	Stukes	2	13	6.5	13	0	
Avg. Per Play	5.4	4.7	Gaubatz	2	10	5.0	5	0	
NET YARDS RUSHING	1645	1411	Curtis	1	6	6.0	6	0	
Avg. Per Game	117.5	100.8	Porter	1	0	0.0	0	0	
Total Rushes	443	387	COLTS	32	453	14.2	94t	3	
Avg. Per Play	5.4	4.7	OPPONENTS	17	272	16.0	77t	2	
NET YARDS PASSING	3363	2432	Punting	No.	Yds.	Avg.	LG	Blk.	
Avg. Per Game	240.2	173.7	Lee	49	2075	42.3	68	0	
Tackled/Yards Lost	25/198	36/246	COLTS	49	2075	42.3	68	0	
Gross Yards	3561	2678	OPPONENTS	69	2718	39.4	62	1	
Att./Completions	457/265	395/221	Punt Returns	No.	FC	Yds.	Avg.	LG	TD
Completion Pct.	58.0	55.9	Haymond	26	4	155	6.0	31	0
Had Intercepted	17	32	Volik	11	5	88	8.0	24	0
PUNTS/AVERAGE	49/42.3	69/39.4	Logan	5	1	80	16.0	43	1
PENALTIES/YARDS	52/458	82/927	COLTS	42	10	323	7.7	43	1
FUMBLES/BALL LOST	13/8	17/8	OPPONENTS	21	6	144	6.9	40	0
TOUCHDOWNS	48	21	Kickoff Returns	No.	Yds.	Avg.	LG	TD	
Rushing	21	5	Moore	16	392	24.5	37	0	
Passing	22	13	Haymond	13	326	25.1	48	0	
Defense/Kicking	4/1	2/1	Lorick	8	212	26.5	37	0	

Score By Periods	1	2	3	4	Total
COLTS	78	122	69	135	394
OPPONENTS	26	50	57	65	198

Scoring	TDR	TOP	TDR1	PAT	FG S	TP
Michaels				46-48	20-37	106
Matte	9	3				72
Richardson		8				48
Lorick	6					36
Hawkins		4				24
Moore	4					24
Mackey		3				18
Perkins		2				12
Hill	2					12
Boyd			1			6
Orr	1					6
Berry		1				6
Volk			1			6
Logan			1			6
Lyles			1			6
Braase			1			6
COLTS	21	22	5	46-48	20-37	394
OPPONENTS	5	13	3	21-21	17-28	198

FGS	1-19	20-29	30-39	40-49	50+	Tot.
Michaels	6-7	5-7	3-10	4-9	2-4	20-37
COLTS	6-7	5-7	3-10	4-9	2-4	20-37
OPP.	3-3	3-3	6-9	5-11	0-2	17-28

Michaels: (16,42) (37,52) (30,20,42,40) (47,X) (45,33,44) (25,41,10) (48,12,30) (32,57) (33) (54,29,33) (10,12,47,26) (29,53,27) (35,21,17) (37,14)
 OPP: (47,48) (9,35) (42) (35) (47,50,33,47) (47,28,11) (42,35) (49,42) (1) (30,37,50) (26,43,33,33) (17) (35) (47,23)

USUAL STARTERS

PRO BOWLERS IN BOLDFACE

OFFENSE	DEFENSE
WR Raymond Berry,	LDE Roy Hilton,
Ray Perkins	Lou Michaels
LT Bob Vogel	LDT Fred Miller
LG Glenn Ressler	RDT Billy Ray Smith
C Dick Szymanski	RDE Ordeil Braase
RG Dan Sullivan	LLB Ron Porter,
RT Sam Ball	Mike Curtis
TE John Mackey	MLB Dennis Gaubatz
WR Willie Richardson	RLB Don Shinnick
QB John Unitas	LCB Bob Boyd
RB Tom Matte	RCB Lenny Lyles
RB Tony Lorick	LS Jerry Logan
	RS Rick Volk

Passing	Att.	Comp.	Yds.	Pct.	Avg./Att.	TD	TD%	Int.	Int.%	LG	Sacked	Rating
Unitas	436	255	3428	58.5	7.86	20	4.6	16	3.7	88	25/198	83.6
Ward	16	9	115	56.3	7.19	2	12.5	1	6.3	21	0/0	92.4
Matte	5	1	18	20.0	3.60	0	0.0	0	0.0	18	0/0	42.1
COLTS	457	265	3561	58.0	7.79	22	4.8	17	3.7	88	25/198	83.4
OPPONENTS	395	221	2678	55.9	6.78	13	3.3	32	8.1	80t	36/246	54.1

1968 COLTS STATISTICS

NFL Champions
Record: 13-1 Coach: Don Shula
First - Coastal Division

Home: 6-1 Div: 6-0
Away: 7-0 Conf: 10-0
NConf: 3-1

Date	Results	Opponent	Attendance	Rushing	No.	Yds.	Avg.	LG	TD
9/15	W 27-10	SAN FRANCISCO	56,864	Matte	183	662	3.6	23	9
9/23	W 28-20	@ Atlanta	50,428	Cole	104	418	4.0	21	3
9/29	W 41-7	@ Pittsburgh	44,480	Hill	91	360	4.0	21	1
10/ 6	W 28-7	CHICAGO	60,238	Brown	39	159	4.1	10	2
10/13	W 42-14	@ San Francisco	32,822	Mackey	10	103	10.3	33	0
10/20	L 20-30	CLEVELAND	60,238	Pearson	19	78	4.1	13	0
10/27	W 27-10	L.A. RAMS	60,238	Morrall	11	18	1.6	11	1
11/ 2	W 26-0	@ N.Y. Giants	62,973	Lee	3	12	4.0	21	0
11/10	W 27-10	@ Detroit	55,170	Unitas	3	-1	-0.3	5	0
11/17	W 27-0	ST. LOUIS	60,238	COLTS	463	1809	3.9	33	16
11/24	W 21-9	MINNESOTA	60,238	OPPONENTS	375	1339	3.6	59t	6
12/ 1	W 44-0	ATLANTA	60,238	Receiving	No.	Yds.	Avg.	LG	TD
12/ 7	W 16-3	@ Green Bay	50,861	Mackey	45	644	14.3	45	5
12/15	W 28-24	@ L.A. Rams	69,397	Richardson	37	698	18.9	79	8
12/22	W 24-14	MINNESOTA	60,238	Orr	29	743	25.6	84	6
12/29	W 34-0	@ Cleveland	80,628	Matte	25	275	11.0	50	1
1/12	L 7-16	N.Y. JETS (at Miami)	75,389	Hill	18	161	8.9	19	1

Team Statistics	Colts	Opp	Interceptions	No.	Yds.	Avg.	LG	TD	
TOTAL FIRST DOWNS	258	207	Boyd	8	160	20.0	49	1	
Rushing	110	71	Volk	6	154	25.7	90	0	
Passing	131	119	Lyles	5	32	6.4	11	0	
Penalty	17	17	Logan	3	9	3.0	9	0	
TOTAL NET YARDS	4681	3377	Gaubatz	2	15	7.5	13	0	
Avg. Per Game	334.4	241.2	Curtis	2	38	19.0	38	1	
Total Plays	851	852	Stukes	1	60	60.0	60	1	
Avg. Per Play	5.5	4.0	Hilton	1	13	13.0	13	1	
NET YARDS RUSHING	1809	1339	Shinnick	1	2	2.0	2	0	
Avg. Per Game	129.2	95.6	COLTS	29	483	16.7	90	4	
Total Rushes	463	375	OPPONENTS	22	192	8.7	36	1	
NET YARDS PASSING	2872	2038	Punting	No.	Yds.	Avg.	LG	Bk.	
Avg. Per Game	205.1	145.5	Lee	49	1935	39.5	59	1	
Tackled/Yards Lost	29/222	45/367	COLTS	49	1935	39.5	59	1	
Gross Yards	3094	2405	OPPONENTS	78	3183	40.8	58	0	
Att./Completions	359/196	432/224	Punt Returns	No.	FC	Yds.	Avg.	LG	TD
Completion Pct.	54.6	51.9	Volk	25	7	198	7.9	24	0
Had Intercepted	22	29	Brown	16	8	125	7.8	25	0
PUNTS/AVERAGE	49/39.5	78/40.8	Logan	1	1	27	27.0	27	0
PENALTIES/YARDS	75/655	72/799	COLTS	42	16	350	8.3	27	0
FUMBLES/BALL LOST	23/12	29/12	OPPONENTS	19	16	62	3.3	14	0
TOUCHDOWNS	50	16	Kickoff Returns	No.	Yds.	Avg.	LG	TD	
Rushing	16	6	Pearson	15	527	35.1	102t	2	
Passing	28	9	Brown	15	298	19.9	29	0	
Defense/Kicking	4/2	1/0	Cole	5	123	24.6	34	0	

Score By Periods	1	2	3	4	Total
COLTS	103	137	62	100	402
OPPONENTS	37	37	20	50	144

Scoring	TDR	TDP	TDR1	PAT	FG	S	TP
Michaels				48-50	18-28		102
Matte	9	1					60
Richardson		8					48
Orr		6					36
Mackey		5					30
Mitchell		4					24
Pearson		2	2				24
Cole	3						18
Brown	2						12
Hill	1	1					12
Perkins		1					6
Boyd			1				6
Hilton			1				6
Stukes			1				6
Curtis			1				6
Morrall	1						6
COLTS	16	28	6	48-50	18-28		402
OPPONENTS	6	9	1	15-16	11-19		144

FGS	1-19	20-29	30-39	40-49	50+	Tot.
Michaels	8-9	4-6	6-6	0-5	0-2	18-28
COLTS	8-9	4-6	6-6	0-5	0-2	18-28
OPP.	3-3	3-5	3-4	2-4	0-3	11-19

Michaels: (43,27,43,32) () (22,19,49) (55) ()
 (17,33) (17) (10,27) (16,37) (13,27,21) (29)
 (48,16,35,22) (37,15,15,47) (53)
 OPP: (38) (14,24,50) () () (50) (47,11) (19) ()
 (21,25,50,45) () (43,36,31) () (45) (24,30,25)

Passing	Att.	Comp.	Yds.	Pct.	Avg./Att.	TD	TD%	Int.	Int.%	LG	Sacked	Rating
Morrall	317	182	2909	57.4	9.18	26	8.2	17	5.4	84	24/180	93.2
Unitas	32	11	139	34.4	4.34	2	6.3	4	12.5	37	2/ 15	30.1
Ward	9	3	46	33.3	5.11	0	0.0	1	11.1	22	3/ 27	11.6
Matte	1	0	0	0.0	0.00	0	0.0	0	0.0	0	0/ 0	39.6
COLTS	359	196	3094	54.6	8.62	28	7.8	22	6.1	84	29/222	84.0
OPPONENTS	432	224	2405	51.9	5.57	9	2.1	29	6.7	71t	45/367	47.5

USUAL STARTERS

PRO BOWLERS IN BOLDFACE

OFFENSE	DEFENSE
WR Jimmy Orr	LDE Bubba Smith
LT Bob Vogel	LDT Billy Ray Smith
LG Glenn Ressler	RDT Fred Miller
C Bill Curry	RDE Ordell Braase
RG Dan Sullivan	LLB Mike Curtis
RT Sam Ball	MLB Dennis Gaubatz
TE John Mackey	RLB Don Shinnick
WR Willie Richardson	LCB Bob Boyd
QB Earl Morrall	RCB Lenny Lyles
RB Tom Matte	LS Jerry Logan
RB Jerry Hill	RS Rick Volk

1969 COLTS STATISTICS

Record: 8-5-1 Coach: Don Shula
Second - Coastal Division

Home: 4-2-1 Div: 3-3
Away: 4-3 Conf: 5-4-1
NConf: 3-1

Date	Results	Opponent	Attendance	Rushing	No.	Yds.	Avg.	LG	TD
9/21	L 20-27	L.A. RAMS	56,864	Hill	49	143	2.9	14	2
9/28	L 14-52	@ Minnesota	47,644	Pearson	24	81	3.4	11	0
10/ 5	W 21-14	@ Atlanta	57,806	Havrilak	5	49	9.8	29	1
10/13	W 24-20	PHILADELPHIA	56,864	Dunn	13	45	3.5	11	0
10/19	W 30-10	@ New Orleans	80,636	Perkins	3	36	12.0	18	0
10/26	L 21-24	SAN FRANCISCO	60,238	Unitas	11	23	2.1	13	0
11/ 2	W 41-17	WASHINGTON	60,238	Mackey	2	3	1.5	7	0
11/ 9	W 14- 6	GREEN BAY	60,238	Conjar	1	0	0.0	0	0
11/16	L 17-20	@ San Francisco	38,472	Hinton	1	-3	-3.0	-3	0
11/23	W 24-21	@ Chicago	45,455	COLTS	417	1490	3.6	29	16
11/30	W 13- 6	ATLANTA	60,238	OPPONENTS	399	1400	3.5	46	8
12/ 7	T 17-17	DETROIT	60,238	Receiving	No.	Yds.	Avg.	LG	TD
12/13	L 10-27	@ Dallas	63,191	Richardson	43	646	15.0	39	3
12/21	W 13- 7	@ L.A. Rams	73,326	Matte	43	513	11.9	49	2

Team Statistics	Colts	Opp	Mackey	No.	Yds.	Avg.	LG	TD
TOTAL FIRST DOWNS	255	256	Perkins	28	391	14.0	47	3
Rushing	99	70	Orr	25	474	19.0	47	2
Passing	140	164	Hinton	13	269	20.7	46	1
Penalty	16	22	Hill	11	44	4.0	12	0
TOTAL NET YARDS	4477	4649	Mitchell	9	199	22.1	51	3
Avg. Per Game	319.8	332.1	Cole	9	65	7.2	18	1
Total Plays	865	891	Dunn	5	30	6.0	10	0
Avg. Per Play	5.2	5.2	Pearson	4	64	16.0	37	0
NET YARDS RUSHING	1490	1400	Havrilak	1	5	5.0	5	0
Avg. Per Game	106.4	100.0	COLTS	225	3143	14.0	52	17
Total Rushes	417	399	OPPONENTS	271	3499	12.9	83t	20

NET YARDS PASSING	2987	3249	Interceptions	No.	Yds.	Avg.	LG	TD
Avg. Per Game	213.4	232.1	Volk	4	36	9.0	23	0
Tackled/Yards Lost	19/156	33/250	Maxwell	3	37	12.3	22	0
Gross Yards	3143	3499	Grant	3	0	0.0	0	0
Att./Completions	429/225	459/271	Austin	2	10	5.0	10	0
Completion Pct.	52.4	59.0	Gaubatz	1	11	11.0	11	0
Had Intercepted	27	15	Stukes	1	6	6.0	6	0
PUNTS/AVERAGE	57/45.3	69/38.4	Logan	1	6	6.0	6	0
PENALTIES/YARDS	62/561	74/848	COLTS	15	106	7.1	23	0
FUMBLES/BALL LOST	23/12	18/10	OPPONENTS	27	394	14.6	57t	3
TOUCHDOWNS	34	32	Punting	No.	Yds.	Avg.	LG	Bk.
Rushing	16	8	Lee	57	2580	45.3	66	0
Passing	17	20	COLTS	57	2580	45.3	66	0
Defense/Kicking	0/1	4/0	OPPONENTS	69	2647	38.4	63	1

Score By Periods	1	2	3	4	Total	Punt Returns	No.	FC	Yds.	Avg.	LG	TD
COLTS	43	80	80	76	279	Havrilak	13	7	56	4.3	13	0
OPPONENTS	48	90	76	54	268	Volk	10	6	58	5.8	14	0

Scoring	TDR	TDP	TDRt	PAT	FG	S	TP	Kickoff Returns	No.	Yds.	Avg.	LG	TD
Matte	11	2					78	Pearson	31	706	22.8	51	0
Michaels			33-34	14-31			75	Duncan	19	560	29.5	92t	1
Mitchell							18	Hinton	1	24	24.0	24	0
Perkins							18	COLTS	51	1290	25.3	92t	1
Richardson							18	OPPONENTS	55	1135	20.6	42	0
Cole	2	1					18						
Orr		2					12						
Hill		2					12						
Mackey			2				12						
Duncan				1			6						
Havrilak		1					6						
Hinton							6						
COLTS	16	17	1	33-34	14-31		279						
OPPONENTS	8	20	4	31-32	15-34		268						

FGS	1-19	20-29	30-39	40-49	50+	Tot.
Michaels	5- 5	3- 3	3- 9	3-11	0-3	14-31
COLTS	5- 5	3- 3	3- 9	3-11	0-3	14-31
OPP.	6- 6	5- 5	3- 9	1-13	0-1	15-34

Michaels: (15,41) (40) (52) (20,37,32)
(33,57,43) (37,46) (49,12) (41) (41) (49,48,17)
(38,32,13,40) (12,53) (24,42) (22,36,39,31)
OPP.: (29,41,15) (40) (33,43,44) (24,18)
(35,33) (18,47) (34,50) (14,38,45,35)
(46,34,44) () (41,22,32,22) (30,43,34,41,12)
(15,27,46) ()

Rushing	No.	Yds.	Avg.	LG	TD
Matte	235	909	3.9	26	11
Cole	73	204	2.8	27	2

Passing	Att.	Comp.	Yds.	Pct.	Avg./Alt.	TD	TD%	Int.	Int.%	LG	Sacked	Rating
Unitas	327	178	2342	54.4	7.16	12	3.7	20	6.1	52	12/ 93	64.0
Morrall	99	46	755	46.5	7.63	5	5.1	7	7.1	42	7/ 63	60.0
Matte	3	1	46	33.3	15.33	0	0.0	0	0.0	46	0/ 0	81.9
COLTS	429	225	3143	52.4	7.33	17	4.0	27	6.3	52	19/156	62.8
OPPONENTS	459	271	3499	59.0	7.62	20	4.4	15	3.3	83t	33/250	80.5

USUAL STARTERS

PRO BOWLERS IN BOLDFACE

OFFENSE	DEFENSE
WR Jimmy Orr	LDE Bubba Smith
LT Bob Vogel	LDT Billy Ray Smith
LG Glenn Ressler	RDT Fred Miller
C Bill Curry	RDE Roy Hilton
RG Dan Sullivan	LLB Bob Grant
RT Sam Ball	MLB Mike Curtis
TE John Mackey	RLB Ted Hendricks
WR Willie Richardson	LCB Charlie Stukes
QB John Unitas	RCB Tom Maxwell,
RB Tom Matte	Lenny Lyles
RB Jerry Hill,	LS Jerry Logan
Terry Cole	RS Rick Volk

1970 COLTS STATISTICS

World Champions

Record: 11-2-1 Coach: Don McCafferty

First - AFC Eastern Division

Home: 5-1-1 Div: 6-1-1
 Away: 6-1 Conf: 8-2-1
 NConf: 3-0

Date	Results	Opponent	Attendance	Rushing	No.	Yds.	Avg.	LG	TD
9/20	W 16-14	@ San Diego	47,782	Havrilak	54	159	2.9	26	0
9/28	L 24-44	KANSAS CITY	53,911	Hill	36	115	3.2	15	2
10/ 4	W 14- 6	@ Boston	38,235	Hinton	5	58	11.6	21	2
10/11	W 24-20	@ Houston	48,050	Jefferson	4	47	11.8	19	0
10/18	W 29-22	@ N.Y. Jets	63,301	Matte	12	43	3.6	16	0
10/25	W 27- 3	BOSTON	60,240	Unitas	9	16	1.8	9	0
11/ 1	W 35- 0	MIAMI	60,240	Morrall	2	6	3.0	5	0
11/ 9	W 13-10	Green Bay @ Milw.	48,063	Perkins	2	6	3.0	4	0
11/15	T 17-17	BUFFALO	60,240	Conjar	1	3	3.0	3	0
11/22	L 17-34	@ Miami	67,699	COLTS	411	1336	3.3	26	9
11/29	W 21-20	CHICAGO	60,240	OPPONENTS	390	1439	3.7	45	6
12/ 6	W 29-10	PHILADELPHIA	60,240	Receiving	No.	Yds.	Avg.	LG	TD
12/13	W 20-14	@ Buffalo	34,346	Hinton	47	733	15.6	40	5
12/19	W 35-20	N.Y. JETS	60,240	Jefferson	44	749	17.0	55	7
12/26	W 17- 0	CINCINNATI	51,127	Mackey	28	435	15.5	54	3
1/ 3	W 27-17	OAKLAND	56,368	Mitchell	20	261	13.1	44	4
1/17	W 16-13	Dallas (at Miami)	79,204	Nowatzke	16	93	5.8	17	0

Team Statistics		Colts	Opp	Interceptions		No.	Yds.	Avg.	LG	TD	
TOTAL FIRST DOWNS		242	214	Logan	6	92	15.3	33	2		
Rushing		70	79	Curtis, M.	5	50	10.0	18	0		
Passing		148	120	Volk	4	61	15.3	31	0		
Penalty		24	15	Stukes	3	52	17.3	47	0		
TOTAL NET YARDS		4134	3845	Duncan	2	56	28.0	30	0		
Avg. Per Game		295.3	274.6	Grant	2	39	19.5	27	1		
Total Plays		860	883	Hendricks	1	31	31.0	31	0		
Avg. Per Play		4.8	4.4	May	1	18	18.0	18	0		
NET YARDS RUSHING		1336	1439	Curtis, T.	1	0	0.0	0	0		
Avg. Per Game		95.4	102.8	Maxwell	0	9	0.0	9	0		
Total Rushes		411	390	COLTS	25	408	16.3	47	3		
NET YARDS PASSING		2798	2406	OPPONENTS	22	283	12.9	45	1		
Avg. Per Game		199.9	171.9	Punting		No.	Yds.	Avg.	LG	Bk.	
Tackled/Yards Lost		33/289	41/374	Lee	63	2819	44.7	62	1		
Gross Yards		3087	2780	COLTS	63	2819	44.7	62	1		
Att./Completions		416/219	452/238	OPPONENTS	78	2992	38.4	58	1		
Completion Pct.		52.6	52.7	Punt Returns		No.	FC	Yds.	Avg.	LG	TD
Had Intercepted		22	25	Gardin	28	20	330	11.8	80	1	
PUNTS/AVERAGE		63/44.7	78/38.4	Volk	3	4	15	5.0	6	0	
PENALTIES/YARDS		71/708	101/1032	Curtis, T.	3	1	2	0.7	2	0	
FUMBLES/BALL LOST		25/14	14/9	Logan	2	0	4	2.0	4	0	
TOUCHDOWNS		38	25	Havrilak	0	1	0	0.0	0	0	
Rushing		9	6	COLTS	36	26	351	9.8	80	1	
Passing		23	16	OPPONENTS	38	9	365	9.4	77	1	
Defense/Kicking		3/3	2/1	Kickoff Returns		No.	Yds.	Avg.	LG	TD	

Score By Periods		1	2	3	4	Total
COLTS		60	110	63	88	321
OPPONENTS		61	77	48	48	234

Scoring	TDR	TDP	TDR1	PAT	FG	S	TP
O'Brien				36-38	19-34		93
Jefferson		7					42
Hinton	2	5					42
Mitchell		4					24
Mackey		3					18
Bulaich	3						18
Maitland	1	1					12
Logan			2				12
Hill	2						12
Orr		2					12
Nowatzke	1						6
Perkins		1					6
Grant			1				6
Hendricks			1				6
Gardin			1				6
Duncan			1				6
COLTS	9	23	6	36-38	19-34		321
OPPONENTS	6	16	3	25-25	19-35	1234	

FGS	1-19	20-29	30-39	40-49	50+	Tot.
O'Brien	3- 4	6- 9	4- 9	6-10	0-2	19-34
COLTS	3- 4	6- 9	4- 9	6-10	0-2	19-34
OPP.	4- 4	8- 9	2- 5	5-17	0-2	19-37

O'Brien: (11,25,34,28) (26) (35) (43,34,45)
 (28,18,28,34) (12,48) (44) (30,42,29)
 (28,37,18) (38,23,42) (44) (45,53,44,47,51)
 (32,38) (25)
 OPP: (46) (28,17,48) (44,13,23,47,25)
 (48,42,40,27,9) (41,46,38,42) (15,46,47) (49)
 (20,39,31) (36,52) (43,46) (28,45,50,27,43)
 (38) () (25,29)

Rushing	No.	Yds.	Avg.	LG	TD
Bulaich	139	426	3.1	15	3
Nowatzke	73	248	3.4	14	1
Maitland	74	209	2.8	24	1

USUAL STARTERS

PRO BOWLERS IN BOLDFACE

OFFENSE

DEFENSE

WR Eddie Hinton	LDE Bubba Smith
LT Bob Vogel	LDT Billy Ray Smith
LG Glenn Ressler	RDT Fred Miller
C Bill Curry	RDE Roy Hilton
RG John Williams	LLB Bob Grant
RT Dan Sullivan	MLB Mike Curtis
TE John Mackey	RLB Ted Hendricks
WR Roy Jefferson	LCB Charlie Stukes
QB John Unitas	RCB Tom Maxwell
RB Norm Bulaich	LS Jerry Logan
RB Jerry Hill,	RS Rick Volk
Tom Nowatzke	

Passing	Att.	Comp.	Yds.	Pct.	Avg./Att.	TD	TD%	Int.	Int. %	LG	Sacked	Rating
Unitas	321	166	2213	51.7	6.89	14	4.4	18	5.6	55	19/158	65.1
Morrall	93	51	792	54.8	8.52	9	9.7	4	4.3	44	14/131	97.6
Havrilak	2	2	82	100.0	41.00	0	0.0	0	0.0	54	0/ 0	118.0
COLTS	416	219	3087	52.6	7.28	23	5.5	22	5.3	55	33/289	73.3
OPPONENTS	452	238	2789	52.7	6.17	16	3.5	25	5.5	67	41/374	60.4

1971 COLTS STATISTICS

Record: 10-4 Coach: Don McCafferty
Second - AFC Eastern Division

Home: 5-2 Div: 6-2
Away: 5-2 Conf: 8-3
NConf: 2-1

Date	Results	Opponent	Attendance	Rushing	No.	Yds.	Avg.	LG	TD
9/19	W 22-0	N.Y. JETS	56,458	Mackey	3	18	6.0	9	0
9/26	L 13-14	CLEVELAND	56,837	Morrall	6	13	6.5	16	0
10/3	W 23-3	@ New England	61,232	Mitchell	2	9	4.5	13	0
10/10	W 43-0	@ Buffalo	46,206	Unitas	9	5	0.6	3	0
10/17	W 31-7	@ N.Y. Giants	62,860	Pittman	2	3	1.5	3	0
10/25	L 3-10	@ Minnesota	49,784	Nowatzke	1	1	1.5	1	0
10/31	W 34-21	PITTSBURGH	60,238	COLTS	512	2149	4.2	67t	23
11/8	W 24-17	L.A. RAMS	57,722	OPPONENTS	352	1113	3.2	27	8
11/14	W 14-13	@ N.Y. Jets	63,947	Receiving	No.	Yds.	Avg.	LG	TD
11/21	L 14-17	@ Miami	75,312	Mitchell, T.	33	402	12.2	35	0
11/28	W 37-14	@ Oakland	54,689	Matte	29	239	8.3	34	0
12/5	W 24-0	BUFFALO	58,476	Hinton	25	436	17.4	33	2
12/11	W 14-3	MIAMI	60,238	Bulaich	25	229	9.2	30	2
12/19	L 17-21	NEW ENGLAND	57,942	Perkins	24	424	17.7	64	4
12/26	W 20-3	@ Cleveland	74,082	Nottingham	15	88	5.9	35	0
1/2	L 0-21	@ Miami	78,629	Mackey	11	143	13.0	28	0

Team Statistics	Colts	Opp	Colts	Opp	Colts	Opp	Colts	Opp	Colts	Opp	
TOTAL FIRST DOWNS	242	166	Rushing	123	60	Passing	104	95	Penalty	15	11
TOTAL NET YARDS	4071	2852	Interceptions	No.	Yds.	Avg.	LG	TD			
Avg. Per Game	290.8	203.7	Stukes	8	95	11.9	40	0			
Total Plays	883	746	Hendricks	5	70	14.0	40	0			
Avg. Per Play	4.6	3.8	Volk	4	36	9.0	21	0			
NET YARDS RUSHING	2149	1113	Logan	4	28	7.0	23	0			
Avg. Per Game	153.5	79.5	Curtis	3	44	14.7	31	0			
Total Rushes	512	352	Newsome	2	19	9.5	19t	1			
NET YARDS PASSING	1922	1739	May	1	46	46.0	46	0			
Avg. Per Game	137.3	124.2	Nowatzke	1	29	29.0	29	0			
Tackled/Yards Lost	27/230	33/288	COLTS	28	367	13.1	46	1			
Gross Yards	2152	2027	OPPONENTS	21	220	10.5	60t	1			
Att./Completions	344/176	361/185	Punting	No.	Yds.	Avg.	LG	Bik.			
Completion Pct.	51.2	51.2	Lee	62	2542	41.0	76	0			
Had Intercepted	21	28	COLTS	62	2542	41.0	76	0			
PUNTS/AVERAGE	62/41.0	88/38.9	OPPONENTS	88	3422	38.9	61	0			
PENALTIES/YARDS	57/529	67/687	Punt Returns	No.	FC	Yds.	Avg.	LG	TD		
FUMBLES/BALL LOST	26/11	22/13	Volk	22	20	118	5.4	18	0		
TOUCHDOWNS	36	18	Dunlap	8	2	112	14.0	57	0		
Rushing	23	8	Curtis	7	10	15	2.1	10	0		
Passing	10	9	Kern	3	1	19	6.3	7	0		
Defense/Kicking	2/1	1/0	Gardin	2	0	75	37.5	65	0		

Score By Periods	1	2	3	4	Total
COLTS	62	17	78	78	313
OPPONENTS	17	45	27	51	140

Scoring	TDR	TDP	TDRt	PAT	FG	S	P
O'Brien				35-36	20-29	95	
Bulaich	8	2				60	
Matte	8					48	
Nottingham	5		1			36	
Perkins		4				24	
Hinton		2				12	
McCauley	2					12	
Richardson		2				12	
Hendricks			1			6	
Newsome			1			6	
TEAM					1	2	
COLTS	23	10	3	35-36	20-29	1313	
OPPONENTS	8	9	1	17-18	5-18	140	

FGS	1-19	20-29	30-39	40-49	50+	Tot.
O'Brien	4-4	7-8	3-4	5-11	1-2	20-29
COLTS	4-4	7-8	3-4	5-11	1-2	20-29
OPP.	1-1	2-4	2-5	0-6	0-2	5-18

O'Brien: (38, 21, 21) (27, 32) (42, 41, 50) (42, 28)
(27) (45, 40) (20, 9, 40) (51, 48, 32) () (45)
(11, 28, 45) (40, 37, 29, 13) () (12, 40)
OPP.: () (44, 35) (34, 46, 46) (49) (35) (32) ()
(20, 45) (22) (54, 20) () (22, 58) (31, 17) (47)

Rushing	No.	Yds.	Avg.	LG	TD
Bulaich	152	741	4.9	67t	8
Matte	173	607	3.5	26	8
Nottingham	95	388	4.1	36	5
McCauley	58	246	4.2	19	2
Hinton	4	56	14.0	30	0
Perkins	5	35	7.0	18	0
Richardson	2	27	13.5	24	0

Passing	Att.	Comp.	Yds.	Pct.	Avg./Att.	TD	TD%	Int.	Int.%	LG	Sacked	Rating
Unitas	176	92	942	52.3	5.35	3	1.7	9	5.1	35	15/129	52.3
Morrall	167	84	1210	50.3	7.19	7	4.2	12	7.2	64	11/ 89	58.2
Matte	1	0	0	0.0	0.00	0	0.0	0	0.0	0	1/ 12	39.6
COLTS	344	176	2152	51.2	6.10	10	2.9	21	6.1	64	27/230	55.0
OPPONENTS	361	185	2027	51.2	5.61	9	2.5	28	7.8	88t	33/288	44.2

USUAL STARTERS

PRO BOWLERS IN BOLDFACE

OFFENSE	DEFENSE
WR Eddie Hinton	LDE Bubba Smith
LT Bob Vogel	LDT Billy Newsome
LG Glenn Ressler	RDT Fred Miller
C Bill Curry	RDE Roy Hilton
RG John Williams	LLB Ray May
RT Dan Sullivan	MLB Mike Curtis
TE Tom Mitchell	RLB Ted Hendricks
WR Ray Perkins	LCB Charlie Stukes
QB Earl Morrall	RCB Jim Duncan
RB Tom Matte	LS Jerry Logan
RB Norm Bulaich	RS Rick Volk

1972 COLTS STATISTICS

Record: 5-9 Coach: Don McCafferty (5).
John Sandusky (9)

Home: 2-5 Div: 4-4
Away: 3-4 Conf: 5-6
NConf: 0-3

Third - AFC Eastern Division

Date	Results	Opponent	Attendance	Rushing	No.	Yds.	Avg.	LG	TD
9/17	L 3-10	ST. LOUIS	53,652	McCauley	178	675	3.8	36	2
9/24	L 34-44	N.Y. JETS	56,626	Nottingham	123	466	3.8	25	3
10/ 1	W 17- 0	@ Buffalo	46,206	Mitchell, L.	45	215	4.8	14	1
10/ 8	L 20-23	SAN DIEGO	55,459	Matte	33	137	4.2	18	0
10/15	L 0-21	DALLAS	58,992	Domres	30	137	4.6	15	1
10/22	L 20-24	@ N.Y. Jets	62,948	Bulaich	27	109	4.0	18	1
10/29	L 0-23	MIAMI	60,000	Havrilak	12	72	6.0	32	2
11/ 6	W 24-17	@ New England	60,999	Doughty	2	33	16.5	17	0
11/12	L 21-24	@ San Francisco	61,214	Unitas	3	15	5.0	8	0
11/19	W 20-19	@ Cincinnati	49,512	Nowatzke	3	11	3.7	6	0
11/26	W 31- 0	NEW ENGLAND	54,907	O'Brien	3	9	3.0	7	0
12/ 3	W 35- 7	BUFFALO	55,390	Mildren	3	8	2.7	5	0
12/10	L 10-24	@ Kansas City	44,175	Mitchell, T.	0	7	0.0	7	0
12/16	L 0-16	@ Miami	80,010	COLTS	462	1894	4.1	36	10
				OPPONENTS	515	1989	3.9	32	15

Team Statistics		Colts	Opp	Receiving		No.	Yds.	Avg.	LG	TD
TOTAL FIRST DOWNS		251	233	Mitchell, T.	40	494	12.4	34	4	
Rushing		97	111	Havrilak	33	571	17.3	62	4	
Passing		124	109	McCauley	30	256	8.5	34	2	
Penalty		30	13	Nottingham	25	191	7.6	27	0	
TOTAL NET YARDS		4187	4312	Mitchell, L.	18	147	8.2	26	1	
Avg. Per Game		299.1	308.0	Matte	14	182	13.0	43	1	
Total Plays		868	853	O'Brien	11	263	23.9	43	2	
Avg. Per Play		4.8	5.1	Hinton	11	146	13.3	63	1	
NET YARDS RUSHING		1894	1989	Bulaich	9	55	6.1	10	0	
Avg. Per Game		135.3	142.1	Speyrer	8	114	14.3	21	0	
Total Rushes		462	515	Doughty	3	31	10.3	19	0	
NET YARDS PASSING		2293	2323	Mosier	1	53	53.0	53	0	
Avg. Per Game		163.8	165.9	COLTS	203	2503	12.3	63	15	
Tackled/Yards Lost		25/210	25/232	OPPONENTS	178	2555	14.3	83	15	
Gross Yards		2503	2555	Interceptions		No.	Yds.	Avg.	LG	TD
Att./Completions		381/203	313/178	Stukes	5	23	4.6	11	0	
Completion Pct.		53.3	56.9	Volk	4	86	21.5	23	0	
Had Intercepted		12	23	Curtis	4	74	18.5	33	1	
PUNTS/AVERAGE		57/42.1	71/39.0	Logan	4	47	11.8	20	0	
PENALTIES/YARDS		58/605	84/826	May	2	43	21.5	37	0	
FUMBLES/BALL LOST		37/22	22/13	Hendricks	2	13	6.5	13	0	
TOUCHDOWNS		28	30	Laird	1	31	31.0	31	0	
Rushing		10	15	Hepburn	1	14	14.0	14	0	
Passing		15	15	COLTS	23	331	14.4	37	1	
Defense/Kicking		2/1	0/0	OPPONENTS	12	169	14.1	38	0	

Score By Periods	1	2	3	4	Total
COLTS	48	70	58	59	235
OPPONENTS	57	70	47	78	252

Scoring	TDR	TDP	TDRt	PAT	FG	S	TP
O'Brien		2	24-24	13-31			75
Havrilak	2	4					36
McCauley	2	2	1				30
Mitchell, T.		4					24
Nottingham	3						18
Mitchell, L.	1	1					12
Matte		1					6
Bulaich	1						6
Munsey			1				6
Curtis			1				6
Hinton		1					6
Domres	1						6
Schlapak				4- 4	0- 8		4
COLTS	10	15	3	28-28	13-39		235
OPPONENTS	15	15	0	27-30	15-24		252

FGS	1-19	20-29	30-39	40-49	50+	Tot.
O'Brien	2- 3	6- 8	3- 8	2-12	0-0	13-31
Schlapak	0- 0	0- 0	0- 0	0- 5	0-3	0- 8
COLTS	2- 3	6- 8	3- 8	2-17	0-3	13-39
OPP.	1- 1	4- 4	3- 4	5-10	2-5	15-24

O'Brien: (30,48,47,42,38) (14,32,28)
(30,43,30,45) (22,20) (48,48) (22,41,33,28,44)
(41) (9,18) () (31,33,26) (40,44) () (22) (20)
Schlapak: () () () () (54) (52) (50) () ()
(47,47) (45,48,46) ()
OPP.: (41) (48,43,14) (42) (51,40,27)
(57,39,42) (29) (24) (36) (44) (40,25) (48)
(51) (31,53) (40,50,35)

USUAL STARTERS

PRO BOWLERS IN BOLDFACE

OFFENSE		DEFENSE	
WR	Jim O'Brien	LDE	Billy Newsome
LT	Bob Vogel	LDT	Fred Miller
LG	Glenn Ressler	RDT	Jim Bailey
C	Bill Curry	RDE	Roy Hilton
RG	Dan Sullivan	LLB	Ted Hendricks
RT	Dennis Nelson	MLB	Mike Curtis
TE	Tom Mitchell	RLB	Ray May
WR	Sam Havrilak	LCB	Charlie Stukes
QB	Marty Domres	RCB	Lonnie Hepburn
RB	Don McCauley	LS	Jerry Logan
RB	Don Nottingham	RS	Rick Volk
		KR	Bruce Laird

Passing	Att.	Comp.	Yds.	Pct.	Avg./Att.	TD	TD%	Int.	Int.%	LG	Sacked	Rating
Domres	222	115	1392	51.8	6.27	11	5.0	6	2.7	62	11/ 96	76.6
Unitas	157	88	1111	56.1	7.08	4	2.6	6	3.8	63	14/114	70.8
Havrilak	1	0	0	0.0	0.00	0	0.0	0	0.0	0	0/ 0	39.6
Mildren	1	0	0	0.0	0.00	0	0.0	0	0.0	0	0/ 0	39.6
COLTS	381	203	2503	53.3	6.57	15	3.9	12	3.2	63	25/210	73.9
OPPONENTS	313	178	2555	56.9	8.16	15	4.8	23	7.4	83	25/232	68.8

1973 COLTS STATISTICS

Record: 4-10 Coach: Howard Schnellenberger
Fourth - AFC Eastern Division

Home: 3-4 Div: 2-6
Away: 1-6 Conf: 2-9
NConf: 2-1

Date	Results	Opponent	Attendance	Rushing	No.	Yds.	Avg.	LG	TD
9/16	L 14-24	@ Cleveland	74,303	Jones	18	58	3.2	17	0
9/23	L 10-34	N.Y. JETS	55,942	Ginn	16	47	2.9	8	0
9/30	W 14-10	NEW ORLEANS	52,293	Mildren	2	14	7.0	10	0
10/ 7	L 16-24	@ New England	57,044	Havrilak	2	9	4.5	8	0
10/14	L 13-31	@ Buffalo	78,875	Nelson	0	3	0.0	3	0
10/21	W 29-27	@ Detroit	48,058	Chester	1	1	1.0	1	0
10/28	L 21-34	OAKLAND	59,008	Speyrer	1	1	1.0	1	0
11/ 4	L 27-31	HOUSTON	52,707	Smith	1	-3	-3.0	-3	0
11/11	L 0-44	@ Miami	60,332	Lee	2	-16	-8.0	0	0
11/18	L 14-22	@ Washington	52,675	COLTS	536	2031	3.8	36	9
11/25	L 17-24	BUFFALO	52,250	OPPONENTS	491	2089	4.2	78	15
12/ 2	L 17-20	@ N.Y. Jets	61,009						
12/ 9	W 16- 3	MIAMI	58,446						
12/16	W 18-13	NEW ENGLAND	52,065						

Team Statistics		Colts	Opp	Receiving		No.	Yds.	Avg.	LG	TD
TOTAL FIRST DOWNS		218	243	Doughty	25	587	23.5	66	4	
Rushing		121	104	Mitchell, T.	25	313	12.5	33	4	
Passing		79	123	McCauley	25	186	7.4	34	0	
Penalty		18	16	Chester	18	181	10.1	40	1	
3rd Down M/A/Pct		82/203/40.4	67/175/38.3	Speyrer	17	311	18.3	47	4	
TOTAL NET YARDS		3506	4488	Mitchell, L.	17	113	6.7	14	0	
Avg. Per Game		250.4	320.6	Ginn	3	2	0.7	6	0	
Total Plays		868	847	Nottingham	2	10	5.0	5	0	
Avg. Per Play		4.0	5.3	Olds	2	4	2.0	1	0	
NET YARDS RUSHING		2031	2089	Smith	1	37	37.0	37	0	
Avg. Per Game		145.1	149.2	Havrilak	1	9	9.0	9	0	
Total Rushes		536	491	Andrews	1	1	1.0	1t	1	
NET YARDS PASSING		1475	2399	COLTS	137	1746	12.7	66	14	
Avg. Per Game		105.4	171.4	OPPONENTS	199	2599	13.1	66	16	
Tackled/Yards Lost		32/271	25/200	Interceptions		No.	Yds.	Avg.	LG	TD
Gross Yards		1746	2599	White	4	40	10.0	22	1	
Att./Completions		300/137	331/199	Hendricks	3	33	11.0	24	0	
Completion Pct.		45.7	60.1	Kern	2	22	11.0	22	0	
Had Intercepted		25	15	Oldham	2	10	5.0	7	0	
PUNTS/AVERAGE		62/38.7	47/37.4	Curtis	2	9	4.5	9	0	
PENALTIES/YARDS		57/483	69/684	Kacmarek	1	2	2.0	2	0	
FUMBLES/BALL LOST		18/13	35/22	Volk	1	0	0.0	0	0	
TOUCHDOWNS		26	39	COLTS	15	116	7.7	24	1	
Rushing		9	15	OPPONENTS	25	336	13.4	45	4	
Passing		14	16	Punting		No.	Yds.	Avg.	LG	Bik.
Defense/Kicking		1/2	6/2	Lee	62	2402	38.7	60	2	

Score By Periods		1	2	3	4	Total	Punt Returns		No.	FC	Yds.	Avg.	LG	TD	
COLTS		45	34	50	97	226	Laird	15	6	72	4.8	13	0		
OPPONENTS		53	108	64	116	341	Volk	7	7	45	6.4	13	0		
Scoring		TDR	TOP	TDR	PAT	FG	S	TP	Kern	2	0	12	6.0	9	0
Hunt					22-24	16-28	70	COLTS	24	13	129	5.4	13	0	
Speyrer			4	1			30	OPPONENTS	28	21	280	10.0	54	0	
Doughty			4				24	Kickoff Returns		No.	Yds.	Avg.	LG	TD	
Mitchell, T.			4				24	Laird	24	547	22.8	51	0		
Domres		2					12	Speyrer	17	496	29.1	101t	1		
McCauley		2					12	Ginn	9	198	22.0	29	0		
Mitchell, L.		2					12	Olds	3	14	4.7	10	0		
Olds		2					6	Volk	2	16	8.0	16	0		
Hendricks				1			6	White	1	17	17.0	17	0		
Nottingham		1					6	Nottingham	1	17	17.0	17	0		
Chester			1				6	Andrews	1	13	13.0	13	0		
White				1			6	Munsey	1	13	13.0	13	0		
Andrews			1				6	McCauley	1	12	12.0	12	0		
COLTS		9	14	3	22-24	16-28	190	COLTS	60	1343	22.4	101t	1		
OPPONENTS		15	16	8	38-39	23-33	341	OPPONENTS	42	950	22.6	60	0		

FGS	1-19	20-29	30-39	40-49	50+	Tot.
Hunt	6- 6	6- 8	4- 6	0- 5	0- 3	16-28
COLTS	6- 6	6- 8	4- 6	0- 5	0- 3	16-28
OPP.	9-10	3- 4	8-11	2- 5	1-3	23-33
Hunt: (46,33) (17) (27) (38,27,38) (19,22)						
(14,20,29) () (22,38,50,36) () (52)						
(49,43,23,27) (17,50,46) (19,43) (16,32)						
OPP: (14) (22,16) (45,17) (40,18) (52)						
(13,36,35) (27,30) (47,38) (13,54,14,38)						
(35,18,37,42,29) (36,25) (30,32,18) (42,10)						
(52,36)						

Rushing	No.	Yds.	Avg.	LG	TD
Mitchell, L.	253	963	3.8	36	2
McCauley	144	514	3.6	24	2
Domres	32	126	3.9	14	2
Nottingham	28	118	4.2	20	1
Olds	26	100	3.9	17	2
Doughty	10	96	9.6	30	0

Passing	Att.	Comp.	Yds.	Pct.	Avg./Att.	TD	TD%	Int.	Int.%	LG	Sacked	Rating
Domres	191	93	1153	48.7	6.04	9	4.7	13	6.8	66	18/145	55.2
Jones	108	43	539	39.8	4.99	4	3.7	12	11.1	51	14/126	28.8
Speyrer	1	1	54	100.0	54.00	1	100.0	0	0.0	54t	0/ 0	158.3
COLTS	300	137	1746	45.7	5.82	14	4.7	25	8.3	66	32/271	45.2
OPPONENTS	331	199	2599	60.1	7.85	16	4.8	15	4.5	66	25/200	82.1

USUAL STARTERS PRO BOWLERS IN BOLDFACE

OFFENSE	DEFENSE
WR Cotton Speyrer	LDE Mike Barnes
LT Tom Drougas	LDT Jim Bailey
LG Glenn Ressler	RDT Joe Ehrmann
C Ken Mendenhall	RDE Joe Schmiesing
RG Elmer Collett	LLB Ted Hendricks
RT Dennis Nelson	MLB Mike Curtis
TE Raymond Chester	RLB Stan White
WR Glenn Doughty	LCB Rex Kern
QB Marty Domres	RCB Nelson Munsey
RB Lydell Mitchell	LS Jack Mildren
RB Don McCauley	RS Rick Volk

1974 COLTS STATISTICS

Record: 2-12 **Coach:** Howard Schnellenberger
(3), Joe Thomas (11)

Home: 0-7 **Div:** 1-7
Away: 2-5 **Conf:** 1-10
NConf: 1-2

Fifth - AFC Eastern Division

Date	Results	Opponent	Attendance
9/15	L 0-30	@ Pittsburgh	48,890
9/22	L 13-20	GREEN BAY	41,252
9/29	L 10-30	@ Philadelphia	64,205
10/ 6	L 3-42	@ New England	59,502
10/13	L 14-27	BUFFALO	42,089
10/20	W 35-20	@ N.Y. Jets	51,745
10/27	L 7-17	@ Miami	65,868
11/ 3	L 14-24	CINCINNATI	40,037
11/10	L 6-17	DENVER	37,959
11/17	W 17- 7	@ Atlanta	41,278
11/24	L 17-27	NEW ENGLAND	38,971
12/ 1	L 0- 6	@ Buffalo	75,325
12/ 8	L 16-17	MIAMI	43,553
12/15	L 38-45	N.Y. JETS	38,168

Team Statistics	Colts	Opp
TOTAL FIRST DOWNS	244	237
Rushing	110	120
Passing	109	101
Penalty	25	16
3rd Down M/A/Pct	98/222/44.1	87/198/43.9
TOTAL NET YARDS	3843	4126
Avg. Per Game	274.5	294.7
Total Plays	924	849
Avg. Per Play	4.2	4.9
NET YARDS RUSHING	1818	1961
Avg. Per Game	129.9	140.1
Total Rushes	450	516
NET YARDS PASSING	2025	2165
Avg. Per Game	144.6	154.6
Tackled/Yards Lost	49/399	21/183
Gross Yards	2424	2348
Att./Completions	425/221	312/180
Completion Pct.	52.0	57.7
Had Intercepted	24	10
PUNTS/AVERAGE	71/37.1	67/38.4
PENALTIES/YARDS	66/587	75/737
FUMBLES/BALL LOST	28/13	25/14
TOUCHDOWNS	22	40
Rushing	13	20
Passing	9	16
Defense/Kicking	0/0	4/0

Score By Periods	1	2	3	4	Total
COLTS	13	56	48	73	190
OPPONENTS	51	142	62	74	329

Scoring	TDR	TDP	TDR1	PAT	FG	S	TP
Linhart				22-22	12-20	58	
Mitchell	5	2				42	
Jones	4					24	
Olds	1	2				18	
Domres	2					12	
Doughty		2				12	
Chester		1				6	
McCauley		1				6	
Orduna	1					6	
Speyrer		1				6	
COLTS	13	9		22-22	12-20	190	
OPPONENTS	20	16		4 38-40	17-27	329	

FGS	1-19	20-29	30-39	40-49	50+	Tot.
Linhart	0- 0	8- 8	2- 5	2- 6	0-1	12-20
COLTS	0- 0	8- 8	2- 5	2- 6	0-1	12-20
OPP.	1- 1	7- 8	7-12	1- 5	1-1	17-27
Linhart: () (37,23,47) (45) (31,27) (42) (37)						
(37) () (21,26) (37,49) (48,25) (52) (26,40,20)						
(26)						
OPP: (31) (52,39) (20,38,42) () (28,29,33,35)						
() (23,42,33) (33,40,18) (37) (45) (33,28)						
(20,31) (27) (30,37,43,25)						

Rushing	No.	Yds.	Avg.	LG	TD
Mitchell	214	757	3.5	31	5
Olds	129	475	3.7	34	1
Jones	39	279	7.2	39	4
Domres	22	145	6.6	21	2
McCauley	30	90	3.0	15	0

Passing	Att.	Comp.	Yds.	Pct.	Avg./Att.	TD	TD%	Int.	Int. %	LG	Sacked	Rating
Jones	270	143	1610	53.0	5.96	8	3.0	12	4.4	57	36/328	62.4
Domres	153	77	803	50.3	5.25	0	0.0	12	7.8	44	13/ 71	33.2
McCauley	2	1	11	50.0	5.50	1	50.0	0	0.0	11	0/ 0	106.3
COLTS	425	221	2424	52.0	5.70	9	2.1	24	5.6	57	49/399	52.7
OPPONENTS	312	180	2348	57.7	7.53	16	5.1	10	3.2	77	21/183	85.3

Rushing	No.	Yds.	Avg.	LG	TD
Doughty	7	51	7.3	17	0
Scott	2	12	6.0	9	0
Andrews	5	6	1.2	4	0
Orduna	2	3	1.5	2	1
COLTS	450	1818	4.0	39	13
OPPONENTS	516	1961	3.8	69	20

Receiving	No.	Yds.	Avg.	LG	TD
Mitchell	72	544	7.6	24	2
Chester	37	461	12.5	45	1
Doughty	24	300	12.5	27	2
Carr	21	405	19.3	57	0
Olds	21	153	7.3	18	2
Scott	18	317	17.6	45	0
McCauley	17	112	6.6	14	1
Speyrer	9	110	12.2	27	1
Smith	1	14	14.0	14	0
Orduna	1	8	8.0	8	0
COLTS	221	2424	11.0	57	9
OPPONENTS	180	2348	13.0	77	16

Interceptions	No.	Yds.	Avg.	LG	TD
Curtis	3	24	8.0	11	0
Volk	2	0	0.0	0	0
White	1	40	40.0	40	0
Laird	1	15	15.0	15	0
Dickel	1	5	5.0	5	0
Oldham	1	3	3.0	3	0
Nettles	1	0	0.0	0	0
COLTS	10	87	8.7	40	0
OPPONENTS	24	384	16.0	55	3

Punting	No.	Yds.	Avg.	LG	Bk.
Lee	71	2634	37.1	58	1
COLTS	71	2634	37.1	58	1
OPPONENTS	67	2575	38.4	59	0

Punt Returns	No.	FC	Yds.	Avg.	LG	TD
Berra	16	2	114	7.1	14	0
Laird	11	0	30	2.7	10	0
Speyrer	8	2	54	6.8	18	0
Scott	3	1	31	10.3	14	0
Rudnick	2	0	23	11.5	12	0
Volk	1	0	1	1.0	1	0
Bertuca	1	0	0	0.0	0	0
COLTS	42	5	253	6.0	18	0
OPPONENTS	46	6	413	9.0	66	0

Kickoff Returns	No.	Yds.	Avg.	LG	TD
Speyrer	22	539	24.5	44	0
Laird	19	499	26.3	55	0
Berra	13	259	19.9	54	0
Orduna	3	68	22.7	24	0
Scott	3	61	20.3	26	0
Mayo	2	23	11.5	14	0
Andrews	1	18	18.0	18	0
McCauley	1	17	17.0	17	0
Rudnick	1	5	5.0	5	0
Oldham	1	0	0.0	0	0
COLTS	66	1489	22.6	55	0
OPPONENTS	45	903	20.1	38	0

USUAL STARTERS

PRO BOWLERS IN BOLDFACE

OFFENSE	DEFENSE
WR Roger Carr	LDE Fred Cook
LT David Taylor	LDT Jim Bailey
LG Glenn Ressler	RDT Joe Ehrmann
C Ken Mendenhall	RDE John Dutton
RG Elmer Collett	LLB Tom MacLeod
RT Dennis Nelson	MLB Mike Curtis
TE Raymond Chester	RLB Stan White
WR Glenn Doughty	LCB Ray Oldham
QB Bert Jones	RCB Nelson Munsey
RB Lydell Mitchell	LS Bruce Laird
RB Bill Olds	RS Rick Volk

1975 COLTS STATISTICS

Record: 10-4 Coach: Ted Marchibroda
First - AFC Eastern Division

Home: 5-2 Div: 6-2
Away: 5-2 Conf: 8-3
NConf: 2-1

Date	Results	Opponent	Attendance	Rushing	No.	Yds.	Avg.	LG	TD
9/21	W 35-7	@ Chicago	51,678	Mitchell	289	1193	4.1	70	11
9/28	L 20-31	OAKLAND	41,023	Jones	47	321	6.8	36	3
10/ 5	L 13-24	@ L.A. Rams	62,491	Olds	94	281	3.0	14	2
10/12	L 31-38	BUFFALO	45,791	McCauley	60	196	3.3	18	10
10/19	L 10-21	@ New England	51,417	Leaks	41	175	4.3	17	1
10/26	W 45-28	@ N.Y. Jets	55,137	Domres	4	46	11.5	20	1
11/ 2	W 21-7	CLEVELAND	37,285	Doughty	1	5	5.0	5	0
11/ 9	W 42-35	@ Buffalo	77,320	COLTS	536	2217	4.1	70	28
11/16	W 52-19	N.Y. JETS	54,006	OPPONENTS	453	1821	4.0	66	17
11/23	W 33-17	@ Miami	61,986	Receiving	No.	Yds.	Avg.	LG	TD
11/30	W 28-14	KANSAS CITY	44,151	Mitchell	60	544	9.1	35t	4
12/ 7	W 21-0	@ N.Y. Giants	49,863	Doughty	39	666	17.1	63	4
12/14	W 10-7	MIAMI	OT 60,548	Chester	38	457	12.0	32	3
12/21	W 34-21	NEW ENGLAND	50,801	Olds	30	194	6.5	28t	2
12/27	L 10-28	@ Pittsburgh	59,053	Carr	23	517	22.5	90t	2

Team Statistics	Colts	Opp
TOTAL FIRST DOWNS	266	242
Rushing	131	101
Passing	114	124
Penalty	21	17
3rd Down M/A/Pct	105/217/48.4	84/199/42.2

Team Statistics	Colts	Opp
TOTAL NET YARDS	4498	4173
Avg. Per Game	321.3	298.1
Total Plays	928	905
Avg. Per Play	4.8	4.6
NET YARDS RUSHING	2217	1821
Avg. Per Game	158.4	130.1
Total Rushes	536	453
NET YARDS PASSING	2281	2352
Avg. Per Game	162.9	168.0
Tackled/Yards Lost	38/325	59/496
Gross Yards	2606	2848
Att./Completions	354/211	393/193
Completion Pct.	59.6	49.1
Had Intercepted	8	29

Team Statistics	Colts	Opp
PUNTS/AVERAGE	86/39.6	83/38.6
PENALTIES/YARDS	80/760	79/700
FUMBLES/BALL LOST	18/10	29/12
TOUCHDOWNS	52	36
Rushing	28	17
Passing	19	17
Defense/Kicking	5/0	1/1

Score By Periods	1	2	3	4	OT	Total
COLTS	96	130	72	94	3	395
OPPONENTS	34	97	52	86	0	269

Scoring	TOR	TOP	TORI	PAT	FG	S	TP
Mitchell	11	4					90
Linhart				51-52	10-18		81
McCauley	10	1					66
Doughty		4					24
Olds	2	2					24
Chester		3					18
Jones	3						18
Carr		2					12
Johnson		2					12
Wallace			2				12
Cook			1				6
Domres	1						6
Leaks	1						6
Munsey			1				6
White			1				6
Kennedy			1				6
Laird						1	2
COLTS	28	19	5	51-52	10-18		1395
OPPONENTS	17	17	2	35-36	6-10		269

FGS	1-19	20-29	30-39	40-49	50+	Tot.
Linhart	2-2	0-3	7-10	1-3	0-0	10-18
COLTS	2-2	0-3	7-10	1-3	0-0	10-18
OPP.	0-0	3-3	1-2	2-3	0-2	6-10

Linhart: () (26,31,37) () (39,19) (34) (36,46)
 (37) () (36) (42) (25) () (29,31) (19,44,37,31)
 OPP: () (29) (27) (44) (52) () () (45,36)
 (52,28) () () (45,35) ()

Passing	Att.	Comp.	Yds.	Pct.	Avg./Att.	TD	TD%	Int.	Int.%	LG	Sacked	Rating
Jones	344	203	2483	59.0	7.22	18	5.2	8	2.3	90t	38/325	89.1
Domres	10	8	123	80.0	12.30	1	10.0	0	0.0	32	0/0	151.3
COLTS	354	211	2606	59.6	7.36	19	5.4	8	2.3	90t	38/325	90.9
OPPONENTS	393	193	2848	49.1	7.25	17	4.3	29	7.4	91	59/496	56.9

Receiving	No.	Yds.	Avg.	LG	TD
Mitchell	60	544	9.1	35t	4
Doughty	39	666	17.1	63	4
Chester	38	457	12.0	32	3
Olds	30	194	6.5	28t	2
Carr	23	517	22.5	90t	2
McCauley	14	93	6.6	32	1
Johnson	4	115	28.8	68t	2
Kennedy	2	15	7.5	12	1
Leaks	1	5	5.0	5	0
COLTS	211	2606	12.4	90t	19
OPPONENTS	193	2848	14.8	91	17

Interceptions	No.	Yds.	Avg.	LG	TD
White	8	135	16.9	32	1
Wallace	4	126	31.5	42t	2
Mumphord	4	58	14.5	28	0
Laird	3	46	15.3	28	0
Munsey	3	36	12.0	30t	1
Oldham	2	23	11.5	13	0
Cheyunski	2	8	4.0	6	0
McLeod	1	50	50.0	50	0
Cook	1	8	8.0	8	0
Curtis	1	3	3.0	3	0
COLTS	29	493	17.0	50	4
OPPONENTS	8	111	13.9	38	0

Punting	No.	Yds.	Avg.	LG	Bk.
Lee	86	3402	39.6	62	1
COLTS	86	3402	39.6	62	1
OPPONENTS	83	3204	38.6	63	3

Punt Returns	No.	FC	Yds.	Avg.	LG	TD
Stevens	36	8	396	11.0	53	0
Wallace	6	0	43	7.2	14	0
Johnson	0	4	0	0.0	0	0
Oldham	0	3	0	0.0	0	0
COLTS	42	15	439	10.5	53	0
OPPONENTS	51	5	513	10.1	46	0

Kickoff Returns	No.	Yds.	Avg.	LG	TD
Laird	31	799	25.8	65	0
Stevens	3	71	23.7	31	0
McCauley	4	86	21.5	29	0
Johnson	7	134	19.1	30	0
Kennedy	2	36	18.0	19	0
Pratt	4	64	16.0	22	0
Wallace	1	0	0.0	0	0
COLTS	52	1190	22.9	65	0
OPPONENTS	70	1655	23.6	99t	1

USUAL STARTERS

PRO BOWLERS IN BOLDFACE

OFFENSE	DEFENSE
WR Roger Carr	LDE Fred Cook
LT David Taylor	LDT Mike Barnes
LG Robert Pratt	RDT Joe Ehrmann
C Ken Mendenhall	RDE John Dutton
RG Elmer Collett	LLB Tom MacLeod
RT George Kunz	MLB Jim Cheyunski
TE Raymond Chester	RLB Stan White
WR Glenn Doughty	LCB Lloyd Mumphord
QB Bert Jones	RCB Nelson Munsey
RB Lydell Mitchell	LS Bruce Laird
RB Bill Olds	RS Jackie Wallace

1976 COLTS STATISTICS

Record: 11-3 Coach: Ted Marchibroda
First - AFC Eastern Division

Home: 6-1 Div: 7-1
Away: 5-2 Conf: 10-1
NConf: 1-2

Date	Results	Opponent	Attendance
9/12	W 27-13	@ New England	43,512
9/19	W 28-27	CINCINNATI	50,621
9/26	L 27-30	@ Dallas	64,237
10/ 3	W 42-17	TAMPA BAY	43,105
10/10	W 28-14	MIAMI	60,020
10/17	W 31-13	@ Buffalo	71,009
10/24	W 20- 0	@ N.Y Jets	49,768
11/ 1	W 38-14	HOUSTON	60,020
11/ 7	W 37-21	@ San Diego	42,827
11/14	L 14-21	NEW ENGLAND	60,020
11/22	W 17-16	@ Miami	62,104
11/28	W 33-16	N.Y. JETS	46,938
12/ 4	L 17-24	@ St. Louis	48,282
12/12	W 58-20	BUFFALO	53,729
12/19	L 14-40	PITTSBURGH	60,020

Team Statistics	Colts	Opp
TOTAL FIRST DOWNS	301	229
Rushing	133	83
Passing	144	126
Penalty	24	20
3rd Down M/A/Pct	109/200/54.5	70/184/38.0
TOTAL NET YARDS	5236	4187
Avg. Per Game	374.0	299.1
Total Plays	956	866
Avg. Per Play	5.5	4.8
NET YARDS RUSHING	2303	1844
Avg. Per Game	164.5	131.7
Total Rushes	565	438
NET YARDS PASSING	2933	2343
Avg. Per Game	209.5	167.4
Tackled/Yards Lost	30/288	56/461
Gross Yards	3221	2804
Att./Completions	361/215	372/192
Completion Pct.	59.6	51.6
Had Intercepted	10	15
PUNTS/AVERAGE	59/39.7	79/36.9
NET PUNTING AVG.	34.8	31.1
PENALTIES/YARDS	92/786	89/770
FUMBLES/BALL LOST	25/18	32/21
TOUCHDOWNS	51	29
Rushing	26	11
Passing	24	16
Defense/Kicking	1/0	2/0

Score By Periods	1	2	3	4	Total
COLTS	72	175	77	93	417
OPPONENTS	46	84	31	85	246

Scoring	TDR	TDP	TDR†	PAT	FG	S	TP
Linhart			49-51	20-27	109		
Carr		11			66		
McCauley	9	2			66		
Mitchell	5	3			48		
Leaks	7				42		
Doughty		5			30		
Chester		3			18		
Jones	2				12		
Lee	1				6		
Luce			1		6		
Stevens	1				6		
Troup	1				6		
Fernandes					1	2	
COLTS	26	24	1	49-51	20-27	1417	
OPPONENTS	11	16	2	27-29	15-20	246	

FGS	1-9	10-11	12-13	14-15	16-17	18-19	20-27	Tot.
Linhart	0-0	9-9	10-11	1-7	0-0	0-0	20-27	
COLTS	0-0	9-9	10-11	1-7	0-0	0-0	20-27	
OPP.	1-1	6-6	5-6	2-6	1-1	15-20		
Linhart:	(28,32)	(45)	(44,30,24)	(32,38)	()			
(21)	(24,35)	(45,25)	(41,39)	(40)	(27)			
(34,34,44,41,31,38)	(22)	(24,22,36)						
OPP.:	(31,27,39)	(26,51)	(37,18,32)	(40)	()			
(32,44)	()	(44)	(41)	(48,44)	(20)	(26)	(22)	
(28,34)								

Rushing	No.	Yds.	Avg.	LG	TD
Mitchell	289	1200	4.2	43	5
Leaks	118	445	3.8	42	7
McCauley	69	227	3.3	16	9

Passing	Att.	Comp.	Yds.	Pct.	Avg./Att.	TD	TD%	Int.	Int.%	LG	Sacked	Rating
Jones	343	207	3104	60.4	9.05	24	7.0	9	2.6	79t	29/284	102.5
Troup	18	8	117	44.4	6.50	0	0.0	1	5.6	32	1/ 4	43.1
COLTS	361	215	3221	59.6	8.92	24	6.6	10	2.8	79t	30/288	99.5
OPPONENTS	372	192	2804	51.6	7.54	16	4.3	15	4.0	67t	56/461	74.0

Rushing	No.	Yds.	Avg.	LG	TD
Lee	41	220	5.4	69t	1
Jones	38	214	5.6	17	2
Troup	5	-1	-0.2	6t	1
Doughty	3	7	2.3	3	0
Stevens	1	3	3.0	3	1
Lee	1	-12	-12.0	-12	0
COLTS	565	2303	4.1	69t	26
OPPONENTS	438	1844	4.2	54	11

Receiving	No.	Yds.	Avg.	LG	TD
Mitchell	60	555	9.3	40t	3
Carr	43	1112	25.9	79t	11
Doughty	40	628	15.7	41	5
McCauley	34	347	10.2	44	2
Chester	24	467	19.5	40	3
Leaks	8	43	5.4	10	0
Scott	3	35	11.7	18	0
Kennedy	1	32	32.0	32	0
Thompson	1	11	11.0	11	0
Lee	1	-9	-9.0	-9	0
COLTS	215	3221	15.0	79t	24
OPPONENTS	192	2804	14.6	67t	16

Interceptions	No.	Yds.	Avg.	LG	TD
Wallace	5	105	21.0	41	0
White	3	26	8.7	15	0
Oldham	2	40	20.0	33	0
Luce	2	7	3.5	7	0
Mumphord	1	22	22.0	22	0
Munsey	1	10	10.0	10	0
Cook	1	1	1.0	1	0
COLTS	15	211	14.1	41	0
OPPONENTS	10	146	14.6	31t	1

Punting	No.	Yds.	Avg.	TB	In20	LG	Blk.
Lee	59	2342	39.7	3	21	56	0
COLTS	59	2342	39.7	3	21	56	0
OPPONENTS	79	2914	36.9	7	7	60	0

Punt Returns	No.	FC	Yds.	Avg.	LG	TD
Stevens	39	9	315	7.9	44	0
Lee	1	0	0	0.0	0	0
Wallace	0	3	0	0.0	0	0
Oldham	0	1	0	0.0	0	0
COLTS	40	13	315	7.9	44	0
OPPONENTS	33	5	231	7.0	49	0

Kickoff Returns	No.	Yds.	Avg.	LG	TD
Stevens	30	710	23.7	83	0
Laird	7	143	20.4	25	0
Kennedy	4	64	16.0	23	0
Wallace	3	61	20.3	23	0
Lee	3	24	8.0	14	0
Pratt	1	21	21.0	21	0
Scott	1	20	20.0	20	0
McCauley	1	17	17.0	17	0
Novak	1	12	12.0	12	0
Huff	1	0	0.0	0	0
COLTS	52	1072	20.6	83	0
OPPONENTS	77	1716	22.3	47	0

SACKS: Colts 56.0; Opponents 31.0; Dutton 13-112; Ehrmann 11-92; Cook 11-73; Barnes 7.5-64; Fernandes 5-47; White 4-36; Luce 2-20; Novak 1-9; Laird 1-7; Oldham .5-1

USUAL STARTERS

PRO BOWLERS IN BOLDFACE

OFFENSE	DEFENSE
WR Roger Carr	LDE Fred Cook
LT David Taylor	LDT Mike Barnes
LG Robert Pratt	RDT Joe Ehrmann
C Ken Mendenhall	RDE John Dutton
RG Elmer Collett	LLB Derrel Luce
RT George Kunz	MLB Jim Cheyanski
TE Raymond Chester	RLB Stan White
WR Glenn Doughty	LCB Lloyd Mumphord
QB Bert Jones	RCB Nelson Munsey,
RB Lydell Mitchell	Ray Oldham
RB Roosevelt Leaks	SS Bruce Laird
	FS Jackie Wallace
	K Toni Linhart

1977 COLTS STATISTICS

Record: 10-4 Coach: Ted Marchibroda
 First - AFC Eastern Division

Home: 6-1 Div: 6-2
 Away: 4-3 Conf: 9-3
 NConf: 1-1

Date	Results	Opponent	Attendance	Rushing	No.	Yds.	Avg.	LG	TD
9/18	W 29-14	@ Seattle	58,991	Lee	84	346	4.1	30	3
9/25	W 20-12	@ N.Y. Jets	43,439	Leaks	59	237	4.0	39	3
10/ 2	W 17-14	BUFFALO	49,247	McCauley	83	234	2.8	16	6
10/ 9	W 45-28	MIAMI	57,829	Jones	28	146	5.2	22	2
10/16	W 17- 6	@ Kansas City	63,076	Doughty	2	11	5.5	16	0
10/23	L 3-17	@ New England	60,958	Lee	2	2	1.0	0	0
10/30	W 31-21	PITTSBURGH	60,763	Troup	7	8	1.1	7	0
11/ 7	W 10- 3	WASHINGTON	60,763	COLTS	566	2123	3.8	64t	17
11/13	W 31-13	@ Buffalo	39,444	OPPONENTS	423	1798	4.3	77t	11
11/20	W 33-12	N.Y. JETS	52,014	Receiving	No.	Yds.	Avg.	LG	TD
11/27	L 13-27	@ Denver	74,939	Mitchell	71	620	8.7	38	4
12/ 5	L 6-17	@ Miami	68,977	McCauley	51	495	9.7	34t	2
12/11	L 10-13	DETROIT	45,124	Chester	31	556	17.9	78t	3
12/18	W 30-24	NEW ENGLAND	60,763	Doughty	28	435	15.5	57	4
12/24	L 31-37	OAKLAND	20T 60,763	Scott	18	267	14.8	33	2

Team Statistics	Colts	Opp
TOTAL FIRST DOWNS	269	210
Rushing	111	78
Passing	136	116
Penalty	22	16
3rd Down M/A/Pct	104/221/47.1	72/190/37.9

Interceptions	No.	Yds.	Avg.	LG	TD
Blackwood	10	163	16.3	37	0
White	7	84	12.0	19	0
Laird	3	56	18.7	22	0
Thompson, N.	3	39	13.0	20	0
Munsey	3	25	8.3	14	0
MacLeod	2	37	18.5	33	0
Nettles	1	30	30.0	30	0
Simonini	1	0	0.0	0	0

NET YARDS RUSHING	Colts	Opp
NET YARDS RUSHING	2123	1798
Avg. Per Game	151.6	128.4
Total Rushes	566	423
NET YARDS PASSING	2465	2190
Avg. Per Game	176.1	156.4
Tackled/Yards Lost	26/221	47/359
Gross Yards	2686	2549
Att./Completions	395/224	382/181
Completion Pct.	56.7	47.4
Had Intercepted	12	30

Punting	No.	Yds.	Avg.	TB	In20	LG	Blk.
Lee	82	3142	38.3	9	19	59	2
COLTS	84	3142	37.4	9	19	59	2
OPPONENTS	81	2933	36.2	3	7	73	0

Punt Returns	No.	FC	Yds.	Avg.	LG	TD
Stevens	34	6	301	8.9	24	0
Blackwood	7	5	22	3.1	10	0
Oldham	1	3	0	0.0	0	0
COLTS	42	14	323	7.7	24	0
OPPONENTS	44	5	481	10.9	73t	1

Score By Periods	1	2	3	4	Total
COLTS	66	85	85	59	295
OPPONENTS	41	74	33	73	221

Scoring	TDR	TDP	TDRt	PAT	FG	S	TP
Linhart				32-35	17-26		83
McCauley	6	2					48
Mitchell	3	4					42
Doughty		4					24
Leaks	3	1					24
Chester			3				18
Lee	3						18
Jones	2						12
Scott			2				12
Carr		1					6
Pratt				1			6
Nettles							1
COLTS	17	17	1	32-35	17-26		1295
OPPONENTS	11	10	6	24-27	11-21		1221

FGS	1-19	20-29	30-39	40-49	50+	Tot.
Linhart	0-0	5-8	5-7	7-10	0-1	17-26
COLTS	0-0	5-8	5-7	7-10	0-1	17-26
OPP.	1-2	6-8	2-3	2-7	0-1	11-21
Linhart	(45,38,42)	()	(45,44)	(41)	(44)	(40)
	(24,29)	(26,29)	(22,30)	(30,31,52)	(40,43)	
	(32,27)	(27,31)	(38,28,45)			
OPP:	(19)	(25)	()	(44,35)	(41)	(18)
	(45,42,26,45)	(24,52,22)	()	(27,29,44)		
	(25,29,37)	(30)				

Rushing	No.	Yds.	Avg.	LG	TD
Mitchell	301	1159	3.9	64t	3

Passing	Att.	Comp.	Yds.	Pct.	Avg./Att.	TD	TD%	Int.	Int.%	LG	Sacked	Rating
Jones	393	224	2686	57.0	6.83	17	4.3	11	2.8	78t	26/221	80.8
Troup	2	0	0	0.0	0.00	0	0.0	1	50.0	0	0/0	0.0
COLTS	395	224	2686	56.7	6.80	17	4.3	12	3.0	78t	26/221	79.4
OPPONENTS	382	181	2549	47.4	6.67	10	2.6	30	7.9	68	47/359	45.4

USUAL STARTERS

PRO BOWLERS IN BOLDFACE

OFFENSE	DEFENSE
WR Freddie Scott	LDE Fred Cook
LT David Taylor	LDT Mike Barnes
LG Robert Pratt	RDT Joe Ehrmann
C Ken Mendenhall	RDE John Dutton
RG Ken Huff	LLB Tom MacLeod
RT George Kunz	MLB Ed Simonini
TE Raymond Chester	RLB Stan White
WR Glenn Doughty	LCB Norm Thompson
QB Bert Jones	RCB Nelson Munsey
RB Lydell Mitchell	SS Bruce Laird
RB Roosevelt Leaks	FS Lyle Blackwood
	K Toni Linhart

1978 COLTS STATISTICS

Record: 5-11 **Coach:** Ted Marchibroda
Fifth - AFC Eastern Division

Home: 2-6 **Div:** 1-7
Away: 3-5 **Conf:** 3-9
NConf: 2-2

Date	Results	Opponent	Attendance	Rushing	No.	Yds.	Avg.	LG	TD
9/ 4	L	0-38 @ Dallas	65,053	Washington	240	956	4.0	29	0
9/10	L	0-42 MIAMI	47,730	Lee	81	374	4.6	24	1
9/18	W	34-27 @ New England	57,284	Leaks	83	266	3.2	11	2
9/24	L	17-24 @ Buffalo	55,270	Hardeman	48	244	5.1	46	0
10/ 1	L	14-17 PHILADELPHIA	50,314	McCauley	44	107	2.4	10	5
10/ 8	W	30-17 @ St. Louis	47,479	Jones	9	38	4.2	14	0
10/15	L	10-33 N.Y. JETS	48,136	Kirkland	8	35	4.4	18	0
10/22	W	7- 6 DENVER	58,857	Troup	18	25	1.4	10	1
10/29	L	8-26 @ Miami	53,524	Doughty	1	-1	-1.0	-1	0
11/ 6	W	21-17 WASHINGTON	60,762	COLTS	532	2044	3.8	46	9
11/12	W	17-14 @ Seattle	61,905	OPPONENTS	662	3010	4.5	63	21
11/19	L	24-45 CLEVELAND	49,570	Receiving	No.	Yds.	Avg.	LG	TD
11/26	L	14-35 NEW ENGLAND	49,404	Washington	45	377	8.4	33	1
12/ 3	L	16-24 @ N.Y. Jets	50,248	McCauley	34	296	8.7	21	0
12/ 9	L	13-35 @ Pittsburgh	41,597	Carr	30	629	21.0	78t	6
12/17	L	14-21 BUFFALO	40,420	Doughty	25	390	15.6	46	3
				Alston	18	210	11.7	23t	2
				Lee	13	109	8.4	24	1
				McCall	11	160	14.5	34	1
				Hardeman	10	88	8.8	19	0
				Leaks	9	111	12.3	27	2
				Siani	6	151	25.2	49	1
				Johnson	1	22	22.0	22	0
				COLTS	202	2543	12.6	78t	17
				OPPONENTS	191	3125	16.4	91t	29

Team Statistics	Colts	Opp
TOTAL FIRST DOWNS	249	291
Rushing	95	153
Passing	124	119
Penalty	30	19
3rd Down M/A/Pct	74/203/36.5	119/241/49.4
TOTAL NET YARDS	4107	5911
Avg. Per Game	256.7	369.4
Total Plays	964	1049
Avg. Per Play	4.3	5.6
NET YARDS RUSHING	2044	3010
Avg. Per Game	127.8	188.1
Total Rushes	532	662
NET YARDS PASSING	2063	2901
Avg. Per Game	129.1	181.3
Tackled/Yards Lost	49/480	30/224
Gross Yards	2543	3125
Att./Completions	383/202	357/191
Completion Pct.	52.7	53.5
Had Intercepted	30	17
PUNTS/AVERAGE	94/37.4	80/35.7
NET PUNTING AVG.	30.6	31.6
PENALTIES/YARDS	90/771	114/1006
FUMBLES/BALL LOST	38/17	36/20
TOUCHDOWNS	31	54
Rushing	9	21
Passing	17	29
Defense/Kicking	4/1	3/1

Score By Periods	1	2	3	4	Total
COLTS	31	96	42	70	239
OPPONENTS	90	155	70	106	421

Scoring	TDR	TDP	TDR1	PAT	FG	S	TP
Linhart				27-31	8-17		51
Carr		6					36
McCauley	5						30
Leaks	2	2					24
Doughty		3					18
McCall	1		1				12
Washington			1				12
Alston		2					12
Blackwood			2				12
Lee	1	1					12
Troup		1					6
Luce			1				6
Siani			1				6
Burke					1	2	
COLTS	9	17	5	27-31	8-17		1239
OPPONENTS	21	29	4	53-54	14-24		1421

FGS	1-19	20-29	30-39	40-49	50+	Tot.
Linhart	0-0	5-5	2-7	1-5	0-0	8-17
COLTS	0-0	5-5	2-7	1-5	0-0	8-17
OPP.	1-2	7-8	3-5	3-7	0-2	14-24
Linhart:	(37)	()	(21)	(46)	(43,35)	(27) () ()
(44,38,30)	(22,49)	(23)	(31)	(30,22,41)	()	(36)
OPP.:	(18,45,48)	() ()	(41,21)	(46,26)	(26)	
(23,52,19,30,26)	(43,33,26,27)	(32)	(44)	(53)		
(45)	(31)	(32,22)	() ()			

Passing	Att.	Comp.	Yds.	Pct.	Avg./Att.	TD	TD%	Int.	Int. %	LG	Sacked	Rating
Troup	296	154	1882	52.0	6.36	10	3.4	21	7.1	67t	32/340	53.6
Kirkland	41	19	211	46.3	5.15	1	2.4	8	19.5	34	11/ 78	30.7
Jones	42	27	370	64.3	8.81	4	9.5	1	2.4	78t	6/ 62	114.2
Washington	4	2	80	50.0	20.00	2	50.0	0	0.0	54t	0/ 0	135.4
COLTS	383	202	2543	52.7	6.64	17	4.4	30	7.8	78t	49/480	55.9
OPPONENTS	357	191	3125	53.5	8.75	29	8.1	17	4.8	91t	30/224	90.4

Receiving	No.	Yds.	Avg.	LG	TD
Washington	45	377	8.4	33	1
McCauley	34	296	8.7	21	0
Carr	30	629	21.0	78t	6
Doughty	25	390	15.6	46	3
Alston	18	210	11.7	23t	2
Lee	13	109	8.4	24	1
McCall	11	160	14.5	34	1
Hardeman	10	88	8.8	19	0
Leaks	9	111	12.3	27	2
Siani	6	151	25.2	49	1
Johnson	1	22	22.0	22	0
COLTS	202	2543	12.6	78t	17
OPPONENTS	191	3125	16.4	91t	29

Interceptions	No.	Yds.	Avg.	LG	TD
Thompson	6	52	8.7	31	0
Blackwood	4	146	36.5	79t	2
Simonini	2	4	2.0	3	0
Mumphord	2	20	10.0	19	0
Luce	1	15	15.0	15	0
White	1	12	12.0	12	0
Nettles	1	0	0.0	0	0
COLTS	17	249	14.6	79t	2
OPPONENTS	30	529	17.6	81t	3

Punting	No.	Yds.	Avg.	TB	In20	LG	Bk.
Lee	92	3513	38.2	9	17	67	2
COLTS	94	3513	37.4	9	17	67	2
OPPONENTS	80	2859	35.7	7	16	79	2

Punt Returns	No.	FC	Yds.	Avg.	LG	TD
Johnson	25	10	143	5.7	17	0
Washington	7	6	37	5.3	17	0
Burke	1	0	0	0.0	0	0
McCall	1	0	37	37.0	37	0
Blackwood	1	2	2	2.0	2	0
COLTS	35	18	219	6.3	37	0
OPPONENTS	53	10	460	8.7	37	0

Kickoff Returns	No.	Yds.	Avg.	LG	TD
Johnson	41	927	22.6	57	0
Washington	19	499	26.3	90t	1
McCauley	7	150	21.4	31	0
Hardeman	3	36	12.0	15	0
Blackwood	1	18	18.0	18	0
Morrison	1	6	6.0	6	0
Burke	1	2	2.0	2	0
Van Duyne	1	0	0.0	0	0
O'Dell	0	10	0.0	10	0
COLTS	74	1648	22.3	90t	1
OPPONENTS	52	1271	24.4	102t	1

USUAL STARTERS

OFFENSE	DEFENSE
WR Roger Carr	LDE Fred Cook
LT Wade Griffin	LDT Mike Barnes
LG Robert Pratt	RDT Joe Ehrmann
C Ken Mendenhall	RDE John Dutton
RG Ken Huff	LLB Tom MacLeod
RT Bob Van Duyne	MLB Ed Simonini
TE Mack Alston	RLB Stan White
WR Glenn Doughty	LCB Norm Thompson
QB Bill Troup	RCB Doug Nettles
RB Joe Washington	SS Bruce Laird
RB Roosevelt Leaks	FS Lyle Blackwood

1979 COLTS STATISTICS

Record: 5-11 Coach: Ted Marchibroda
Fifth - AFC Eastern Division

Home: 3-5 Div: 3-5
Away: 2-6 Conf: 4-10
NConf: 1-1

Date	Results	Opponent	Attendance	Rushing	No.	Yds.	Avg.	LG	TD
9/ 2	L 0-14	@ Kansas City	50,943	Hardeman	109	292	2.7	16	3
9/ 9	L 26-29	TAMPA BAY	OT 39,756	McCauley	59	168	2.8	13	3
9/16	L 10-13	@ Cleveland	73,889	Leaks	49	145	3.0	17	1
9/23	L 13-17	@ Pittsburgh	49,483	Landry	31	115	3.7	17	0
9/30	L 13-31	BUFFALO	37,927	Garry	13	41	3.2	14	0
10/ 7	W 10- 8	N.Y. JETS	37,789	Jones	10	40	4.0	25	1
10/14	L 16-28	HOUSTON	50,990	White	1	3	3.0	3	0
10/21	W 14-13	@ Buffalo	51,599	Dilts	1	-14	-14.0	-14	0
10/28	W 31-26	NEW ENGLAND	47,042	COLTS	515	1674	3.3	26	12
11/ 4	W 38-28	CINCINNATI	41,299	OPPONENTS	559	2306	4.1	75	15
11/11	L 0-19	@ Miami	58,226	Receiving	No.	Yds.	Avg.	LG	TD
11/18	L 21-50	@ New England	61,297	Washington	82	750	9.2	43	3
11/25	L 24-28	MIAMI	45,862	McCauley	55	575	10.5	35	3
12/ 2	L 17-30	@ N.Y. Jets	60,372	McCall	37	536	14.5	36	4
12/ 9	L 7-10	KANSAS CITY	37,226	Doughty	34	510	14.6	54	2
12/16	W 31- 7	@ N.Y. Giants	76,671	Carr	27	400	14.8	37	1

Team Statistics	Colts	Opp
TOTAL FIRST DOWNS	291	265
Rushing	97	106
Passing	158	130
Penalty	36	29
3rd Down M/A/Pct	106/257/41.2	84/217/38.7
TOTAL NET YARDS	4846	5074
Avg. Per Game	302.9	317.1
Total Plays	1117	1009
Avg. Per Play	4.3	5.0
NET YARDS RUSHING	1674	2306
Avg. Per Game	104.6	144.1
Total Rushes	515	559
NET YARDS PASSING	3172	2768
Avg. Per Game	198.3	173.0
Tackled/Yards Lost	52/403	39/312
Gross Yards	3575	3080
Att./Completions	550/313	411/203
Completion Pct.	56.9	49.4
Had Intercepted	19	23
PUNTS/AVERAGE	101/36.2	95/40.0
NET PUNTING AVG.	32.3	33.5
PENALTIES/YARDS	137/1239	112/1014
FUMBLES/BALL LOST	36/21	25/16
TOUCHDOWNS	33	42
Rushing	12	15
Passing	18	23
Defense/Kicking	1/2	1/3

Interceptions	No.	Yds.	Avg.	LG	TD
Shiver	4	85	21.3	52	0
Blackwood	4	63	15.8	27	0
Braziel	4	49	12.3	31	1
Laird	3	101	33.7	68	0
Thompson	2	38	19.0	26	0
Nettles	2	30	15.0	30	0
Harrison	2	6	3.0	6	0
White	1	11	11.0	11	0
Glasgow	1	-1	-1.0	-1	0
COLTS	23	382	16.6	68	1
OPPONENTS	19	321	16.9	57	1

Punting	No.	Yds.	Avg.	TB	In20	LG	Blk.
Dilts	99	3657	36.9	5	21	53	2
COLTS	101	3657	36.2	5	21	53	2
OPPONENTS	95	3798	40.0	11	11	62	1

Punt Returns	No.	FC	Yds.	Avg.	LG	TD
Glasgow	44	11	352	8.0	75	1
Blackwood	4	-1	-1	-0.3	2	0
Thompson	1	0	40	40.0	40	0
COLTS	49	12	391	8.0	75	1
OPPONENTS	43	24	296	6.9	80	1

Kickoff Returns	No.	Yds.	Avg.	LG	TD
Glasgow	50	1126	22.5	58	0
Garry	8	135	16.9	24	0
Laird	3	34	11.3	16	0
Blackwood	3	41	13.7	19	0
McCauley	2	29	14.5	17	0
Hart	1	16	16.0	16	0
Van Duyne	1	12	12.0	12	0
Griffin	1	8	8.0	8	0
Washington	1	1	1.0	1	0
COLTS	70	1402	20.0	58	0
OPPONENTS	57	1067	18.7	43	0

SACKS: Colts 39.0; Opponents 52.0; Cook 11-89; Ozdowski 6-41; Fields 5-40; Orvis 4-35; Ehrmann 3-32; Shiver 2-20; White 2-15; Fernandes 2-14; Barnes 2-12; Woods 1-7; Laird 1-7

FGS	1-19	20-29	30-39	40-49	50+	Tot.		
Mike-Mayer	0	5	7	4	5	2-8	0-0	11-20
Linhart	0	1	2	3	1	3	0	0-0
COLTS	0	1	7	8	6	10	0	14-28
OPPONENTS	15	23	4	37	42	20	28	135

Rushing	No.	Yds.	Avg.	LG	TD
Washington	242	884	3.7	26	4

Passing	Att.	Comp.	Yds.	Pct.	Avg./Att.	TD	TD%	Int.	Int. %	LG	Sacked	Rating
Landry	457	270	2932	59.1	6.42	15	3.3	15	3.3	67	42/326	75.3
Jones	92	43	643	46.7	6.99	3	3.3	3	3.3	24	10/ 77	67.4
Washington	1	0	0	0.0	0.00	0	0.0	1100.0	0	0/ 0	0.0	
COLTS	550	313	3575	56.9	6.50	18	3.3	19	3.5	67	52/403	73.1
OPPONENTS	411	203	3080	49.4	7.49	23	5.6	23	5.6	74	39/312	69.8

USUAL STARTERS PRO BOWLERS IN BOLDFACE

OFFENSE	DEFENSE
WR Roger Carr	LDE Fred Cook
LT Wade Griffin	LDT Mike Barnes
LG Robert Pratt	RDT Herb Orvis
C Ken Mendenhall	RDE Ron Fernandes
RG Ken Huff	LLB Sanders Shiver
RT Jeff Hart	MLB Ed Simonini
TE Reese McCall	RLB Stan White
WR Glenn Doughty	LCB Doug Nettles
QB Greg Landry	RCB Larry Braziel
RB Joe Washington	SS Bruce Laird
RB Don Hardeman	FS Lyle Blackwood

1980 COLTS STATISTICS

Record: 7-9 Coach: Mike McCormack
Fourth - AFC Eastern Division

Home: 2-6 Div: 5-3
Away: 5-3 Conf: 6-8
NConf: 1-1

Date	Results	Opponent	Attendance	Rushing	No.	Yds.	Avg.	LG	TD
9/ 7	W 17-14	@ N.Y. Jets	54,932	Franklin	83	264	3.2	21	2
9/14	L 17-20	PITTSBURGH	57,340	Sims	54	186	3.4	13	2
9/21	L 16-21	@ Houston	50,815	Jones	27	175	6.5	19	2
9/28	W 35-21	N.Y. JETS	35,533	McCauley	35	133	3.8	12	1
10/ 5	W 30-17	@ Miami	55,212	Landry	7	26	3.7	14	1
10/12	W 17-12	@ Buffalo	74,853	Carr	1	-8	-8.0	-8	0
10/19	L 21-37	NEW ENGLAND	55,346	COLTS	527	2078	3.9	51t	20
10/26	L 10-17	ST. LOUIS	36,305	OPPONENTS	574	2210	3.9	27	20
11/ 2	W 31-24	@ Kansas City	56,112	Receiving	No.	Yds.	Avg.	LG	TD
11/ 9	L 27-28	CLEVELAND	48,304	Carr	61	924	15.1	43	5
11/16	W 10- 9	@ Detroit	80,638	Washington	51	494	9.7	33	3
11/23	L 21-47	@ New England	61,297	Butler	34	574	16.9	42	2
11/30	W 28-24	BUFFALO	39,880	McCauley	34	313	9.2	19	4
12/ 7	L 33-34	@ Cincinnati	43,991	Dickey	25	204	8.2	32	2
12/14	L 14-24	MIAMI	30,564	McCall	18	322	17.9	47	5
12/21	L 28-38	KANSAS CITY	29,936	Burke	14	185	13.2	19t	3

Team Statistics	Colts	Opp
TOTAL FIRST DOWNS	327	338
Rushing	128	140
Passing	174	164
Penalty	25	34
3rd Down M/A/Pct	106/223/47.5	100/213/46.9
TOTAL NET YARDS	5206	5546
Avg. Per Game	325.4	346.6
Total Plays	1056	1080
Avg. Per Play	4.9	5.1
NET YARDS RUSHING	2078	2210
Avg. Per Game	129.9	138.1
Total Rushes	527	574
NET YARDS PASSING	3128	3336
Avg. Per Game	195.5	208.5
Tackled/Yards Lost	36/281	30/240
Gross Yards	3409	3576
Att./Completions	493/272	476/260
Completion Pct.	55.2	54.6
Had Intercepted	24	17
PUNTS/AVERAGE	84/38.1	72/39.7
NET PUNTING AVG.	32.7	34.1
PENALTIES/YARDS	104/914	98/775
FUMBLES/BALL LOST	23/13	32/17
TOUCHDOWNS	46	47
Rushing	20	20
Passing	25	21
Defense/Kicking	1/0	4/2

Interceptions	No.	Yds.	Avg.	LG	TD
Laird	5	71	14.2	18	0
Glasgow	4	65	16.3	29	0
Braziel	2	87	43.5	60	0
Anderson	2	35	17.5	18	0
Shiver	1	34	34.0	34t	1
Woods	1	13	13.0	13	0
Ehrmann	1	5	5.0	5	0
Blackwood	1	0	0.0	0	0
COLTS	17	310	18.2	60	1
OPPONENTS	24	378	15.8	44	1

Punting	No.	Yds.	Avg.	TB	In20	LG	Bk.
Bragg	82	3203	39.1	5	22	59	2
COLTS	84	3203	38.1	5	22	59	2
OPPONENTS	72	2860	39.7	11	12	66	0

Score By Periods	1	2	3	4	Total
COLTS	55	115	80	105	355
OPPONENTS	93	112	85	97	387

Scoring	TDR	TDP	TDR1	PAT	FG	S	TP
Mike-Mayer				43-46	12-23		79
Dickey	11	2					78
Carr		5					30
McCall		5					30
McCauley	1	4					30
Washington	1	3					24
Burke		3					18
Butler		2					12
Franklin		2					12
Jones		2					12
Sims		2					12
Landry		1					6
Siani		1					6
Shiver			1				6
COLTS	20	25	5	43-46	12-23		355
OPPONENTS	20	21	6	45-47	20-30		387

FGS	1-19	20-29	30-39	40-49	50+	Tot.			
Mike-Mayer	0	5	6	3	8	4	7	0-2	12-23
COLTS	0	0	5	6	3	8	4	7	0-2
OPP.	0	0	10	10	6	10	4	9	0-1
Mike-Mayer: (50,46) (23,46,20) (30,23,29) () (45) (21,35,49) (35) (50,35) (21) (39) (43) (39) () (41,37) (43) (32)									
OPP.: (32) (25,29) () () (55,24,48) (49,20) (27,29,37) (47,30) (27,47) () (38,47,24,46,44) (22,35) (35,40,47) (32,21) (34) (32,39)									

Rushing	No.	Yds.	Avg.	LG	TD
Dickey	176	800	4.5	51t	11
Washington	144	502	3.5	17	1

Passing	Att.	Comp.	Yds.	Pct.	Avg./Att.	TD	TD%	Int.	Int.%	LG	Sacked	Rating
Jones	446	248	3134	55.6	7.03	23	5.2	21	4.7	47	34/262	75.5
Landry	47	24	275	51.1	5.85	2	4.3	3	6.4	32	2/ 19	56.1
COLTS	493	272	3409	55.2	6.91	25	5.1	24	4.9	47	36/281	73.5
OPPONENTS	476	260	3576	54.6	7.51	21	4.4	17	3.6	77	30/240	78.9

USUAL STARTERS

OFFENSE	DEFENSE
WR Roger Carr	LDE Fred Cook
LT Wade Griffin	LDT Mike Barnes
LG Robert Pratt	RDT Herb Orvis
C Ken Mendenhall	RDE Mike Ozdowski
RG Ken Huff	LLB Sanders Shiver
RT Jeff Hart	MLB Ed Simonini
TE Reese McCall	RLB Mike Woods
WR Ray Butler	LCB Derrick Hatchett
QB Bert Jones	RCB Larry Braziel
RB Joe Washington	SS Bruce Laird
RB Cleveland Franklin	FS Nesby Glasgow

1981 COLTS STATISTICS

Record: 2-14 Coach: Mike McCormack
Fourth— AFC Eastern Division

Home: 1-7 Div: 2-6
Away: 1-7 Conf: 2-10
NConf: 0-4

Date	Results	Opponent	Attendance	Rushing	No.	Yds.	Avg.	LG	TD
9/ 6	W 29-28	@ New England	49,977	Jones	20	85	4.3	17	0
9/13	L 3-35	BUFFALO	45,772	Franklin	21	52	2.5	8	1
9/20	L 10-28	@ Denver	74,804	McCauley	10	37	3.7	8	0
9/27	L 28-31	MIAMI	42,452	Landry	1	11	11.0	11	0
10/ 4	L 17-23	@ Buffalo	77,811	Garrett	2	4	2.0	3	0
10/11	L 19-41	CINCINNATI	35,881	Anderson	1	0	0.0	0	0
10/18	L 14-43	SAN DIEGO	48,679	COLTS	441	1850	4.2	67t	11
10/26	L 28-42	@ Cleveland	78,986	OPPONENTS	607	2665	4.4	59t	30
11/ 1	L 10-27	@ Miami	46,061	Receiving	No.	Yds.	Avg.	LG	TD
11/ 8	L 14-41	N.Y. JETS	36,373	McMillan	50	466	9.3	31	1
11/15	L 13-38	@ Philadelphia	72,200	Butler	46	832	18.1	67t	9
11/22	L 24-35	ST. LOUIS	32,782	Carr	38	584	15.4	43	3
11/29	L 0-25	@ N.Y. Jets	53,593	Dickey	37	419	11.3	50	3
12/ 6	L 13-37	DALLAS	60,586	McCauley	36	347	9.6	31	2
12/13	L 14-38	@ Washington	55,045	McCall	21	314	15.0	65t	2
12/20	W 23-21	NEW ENGLAND	34,127	Dixon	17	169	9.9	41	1

Team Statistics	Colts	Opp
TOTAL FIRST DOWNS	274	406
Rushing	95	162
Passing	158	214
Penalty	21	30
3rd Down M/A/Pct	66/198/33.3	107/208/51.4
TOTAL NET YARDS	4908	6793
Avg. Per Game	306.8	424.6
Total Plays	957	1111
Avg. Per Play	5.1	6.1
NET YARDS RUSHING	1850	2665
Avg. Per Game	115.6	166.6
Total Rushes	441	607
NET YARDS PASSING	3058	4128
Avg. Per Game	191.1	258.0
Tackled/Yards Lost	37/321	13/100
Gross Yards	3379	4228
Att./Completions	479/265	491/301
Completion Pct.	55.3	61.3
Had Intercepted	23	16
PUNTS/AVERAGE	78/39.4	48/37.9
NET PUNTING AVG.	33.7	32.1
PENALTIES/YARDS	106/913	101/776
FUMBLES/BALL LOST	27/14	28/14
TOUCHDOWNS	33	68
Rushing	11	30
Passing	21	37
Defense/Kicking	1/0	1/0

Score By Periods	1	2	3	4	Total
COLTS	63	52	75	69	259
OPPONENTS	121	186	105	121	533

Scoring	TDR	TDP	TDR1	PAT	FG	S	TP
Dickey	7	3					60
Wood				29-33	10-18		59
Butler		9					54
McMillan	3	1					24
Carr		3					18
McCall		2					12
McCauley		2					12
Landry			1				6
Dixon			1				6
Franklin	1						6
Taylor							1
COLTS	11	21	1	29-33	10-18	1	1259
OPPONENTS	30	37	1	65-68	20-31	1	533

FGS	1-19	20-29	30-39	40-49	50+	Tot.
Wood	2- 2	2- 3	3- 5	3- 7	0-1	10-18
COLTS	2- 2	2- 3	3- 5	3- 7	0-1	10-18
OPP.	0- 0	6- 7	9-11	5-12	0-1	20-31
Wood: (48,19,35)	(22)	(21)	()	(32)	(19,51)	()
(46,28,30)	(44)	(44)	()	(43,40)	()	(39)
(30,46)						
OPP: (50,39)	(49)	(36)	(27)	(43,34,44,45)		
(38,24)	(30)	()	(41,32)	(25,41)	(40,44,32)	
(40,42)	(37,22,27,27,26,48)	(42,35,31)	(32)	()		

Rushing	No.	Yds.	Avg.	LG	TD
Dickey	164	779	4.8	67t	7
McMillan	149	597	4.0	42	3
Dixon	73	285	3.9	41	0

Passing	Att.	Comp.	Yds.	Pct.	Avg./Att.	TD	TD%	Int.	Int. %	LG	Sacked	Rating
Jones	426	244	3094	57.3	7.26	21	4.9	20	4.7	67t	31/263	76.8
Landry	29	14	195	48.3	6.72	0	0.0	1	3.4	24	5/ 50	56.7
Humm	24	7	90	29.2	3.75	0	0.0	2	8.3	20	1/ 8	25.4
COLTS	479	265	3379	55.3	7.05	21	4.4	23	4.8	67t	37/321	72.2
OPPONENTS	491	301	4228	61.3	8.61	37	7.5	16	3.3	75	13/100	100.2

Interceptions	No.	Yds.	Avg.	LG	TD
Braziel	3	35	11.7	27	0
Laird	3	59	19.7	24	0
Glasgow	2	35	17.5	31	0
Smith	2	11	5.5	8	0
Hatchett	2	8	4.0	8	0
Anderson	1	49	49.0	49	0
Krauss	1	10	10.0	10	0
Green	1	3	3.0	3	0
Pickney	1	0	0.0	0	0
COLTS	16	210	13.1	49	0
OPPONENTS	23	281	12.2	44	1

Punting	No.	Yds.	Avg.	TB	In20	LG	Blk.
Garrett	78	3071	39.4	2	11	57	0
COLTS	78	3071	39.4	2	11	57	0
OPPONENTS	48	1817	37.9	11	13	54	2

Punt Returns	No.	FC	Yds.	Avg.	LG	TD
Shula	10	7	50	5.0	11	0
Anderson	2	0	6	3.0	6	0
COLTS	12	7	56	4.7	11	0
OPPONENTS	44	10	402	9.1	46	0

Kickoff Returns	No.	Yds.	Avg.	LG	TD
Dixon	36	737	20.5	46	0
Williams	20	399	20.0	35	0
Anderson	20	393	19.7	30	0
Shula	5	65	13.0	16	0
Glasgow	1	35	35.0	35	0
Sims	1	22	22.0	22	0
Footo	1	0	0.0	0	0
COLTS	84	1651	19.7	46	0
OPPONENTS	43	864	20.1	34	0

SACKS: Colts 13.0; Opponents 37.0; Green 2-20; Taylor 2-17; Orvis 2-15; Ozdowski 1.5-11; Anderson 1-10; Krauss 1-9; Fultz 1-8; Thompson 1-8; Glasgow 1-1; Jones .5-1

USUAL STARTERS

OFFENSE	DEFENSE
WR Roger Carr	LDE Donnell Thompson
LT Wade Griffin	LDT Herb Orvis
LG Robert Pratt	RDT Anthony Green
C Ray Donaldson	RDE Mike Ozdowski
RG Ken Huff	LLB Sanders Shiver
RT Jeff Hart	MLB Joe Federspiel
TE Reese McCall	RLB Barry Krauss
WR Ray Butler	LCB Derrick Hatchett
QB Bert Jones	RCB Larry Braziel
RB Curtis Dickey	SS Bruce Laird
RB Randy McMillan	FS Nesby Glasgow

1982 COLTS STATISTICS

Record: 0-8-1 **Coach:** Frank Kush
Fourteenth - American Football Conference

Home: 0-3-1 **Div:** 0-5
Away: 0-5 **Conf:** 0-7
NConf: 0-1-1

Date	Results	Opponent	Attendance	Rushing	No.	Yds.	Avg.	LG	TD
9/12	L 13-24	NEW ENGLAND	39,055	McMillan	101	305	3.0	13	1
9/19	L 20-24	@ Miami	51,999	Dixon	58	249	4.3	32	1
9/26		N.Y. JETS	Cancelled	Dickey	66	232	3.5	25	1
10/ 3		@ Detroit	Cancelled	Franklin	43	152	3.5	18	0
10/10		BUFFALO	Cancelled	Pagel	19	82	4.3	32	1
10/17		@ Cleveland	Cancelled	Butler	3	10	3.3	10	0
10/24		MIAMI Postponed to 1/2/83		Stark	1	8	8.0	8	0
10/31		TAMPA BAY	Cancelled	Wright	1	3	3.0	3	0
11/ 7		@ New England	Cancelled	Schlichter	1	3	3.0	3	0
11/14		OAKLAND	Cancelled	COLTS	293	1044	3.6	32	4
11/21	L 0-37	@ N.Y. Jets	46,970	OPPONENTS	348	1473	4.2	54	10
11/28	L 0-20	@ Buffalo	33,985	Receiving	No.	Yds.	Avg.	LG	TD
12/ 5	L 17-20	CINCINNATI	23,598	Bouza	22	287	13.0	34	2
12/12	L 10-13	@ Minnesota	53,981	Sherwin	21	280	13.3	33	0
12/19	T 20-20	GREEN BAY	25,920	Dickey	21	228	10.9	34	0
12/26	L 26-44	@ San Diego	49,711	Dixon	20	185	9.3	24	0
1/ 2	L 7-34	MIAMI	19,073	Butler	17	268	15.8	53t	2

Team Statistics	Colts	Opp	McMillan	No.	Yds.	Avg.	LG	TD		
TOTAL FIRST DOWNS	152	197	Franklin	9	61	6.8	15	0		
Rushing	62	87	Henry	7	110	15.7	23	0		
Passing	80	89	Beach	4	45	11.3	17	1		
Penalty	10	21	Smith	2	36	18.0	23	0		
3rd Down M/A/Pct	50/124/40.3	52/119/43.7	McCall	2	6	3.0	4	0		
4th Down M/A/Pct	10/17/58.8	2/5/40.0	Wright	1	12	12.0	12	0		
TOTAL NET YARDS	2483	3296	Krauss	1	5	5.0	5t	1		
Avg. Per Game	275.9	366.2	COLTS	142	1613	11.4	53t	6		
Total Plays	596	605	OPPONENTS	138	1920	13.9	55	18		
Avg. Per Play	4.2	5.4	Interceptions	No.	Yds.	Avg.	LG	TD		
NET YARDS RUSHING	1044	1473	Anderson, K.	2	25	12.5	25	0		
Avg. Per Game	116.0	163.7	Burroughs	1	94	94.0	94t	1		
Total Rushes	293	348	Bracelin	1	31	31.0	31	0		
NET YARDS PASSING	1439	1823	Hatchett	1	0	0.0	0	0		
Avg. Per Game	159.9	202.6	COLTS	5	150	30.0	94t	1		
Tackled/Yards Lost	20/174	11/97	OPPONENTS	10	129	12.9	26	0		
Gross Yards	1613	1920	Punting	No.	Yds.	Avg.	TB	In20	LG	Blk.
Att./Completions	283/142	246/138	Stark	46	2044	44.4	12	8	60	0
Completion Pct.	50.2	56.1	COLTS	46	2044	44.4	12	8	60	0
Had Intercepted	10	5	OPPONENTS	41	1634	39.9	5	13	67	0
PUNTS/AVERAGE	46/44.4	41/39.9	Punt Returns	No.	FC	Yds.	Avg.	LG	TD	
NET PUNTING AVG.	34.3	35.5	Anderson, L.	8	3	54	6.8	28	0	
PENALTIES/YARDS	52/433	59/466	Glasgow	4	5	24	6.0	8	0	
FUMBLES/BALL LOST	24/11	11/5	Bouza	2	5	0	0.0	0	0	
TOUCHDOWNS	12	28	COLTS	14	13	78	5.6	28	0	
Rushing	4	10	OPPONENTS	26	4	226	8.7	29	0	
Passing	6	18	Kickoff Returns	No.	Yds.	Avg.	LG	TD		
Defense/Kicking	1/1	0/0	Anderson, L.	27	517	19.7	33	0		

Score By Periods	1	2	3	4	Total	Anderson, L.	No.	Yds.	Avg.	LG	TD
COLTS	13	40	23	37	113	Dixon	11	197	17.9	27	0
OPPONENTS	54	77	68	37	236	Bouza	3	31	10.3	12	0
						Franklin	1	8	8.0	8	0
						COLTS	42	753	17.9	33	0
						OPPONENTS	25	538	21.5	30	0

Scoring	TDR	TDP	TDR1	PAT	FG	S	TP	SACKS:
Wood				6-6	6-10	24		Colts 11.0; Opponents 20.0;
Miller				5-5	4-8	17		Wisniewski 2.5-20; Krauss 2-27; Bracelin 2-13;
Butler	2							Thompson 1.5-11; Cooks 1-8; Delaney 1-9;
Bouza	2							Hunter 1-9
Krauss	1							
Pagel	1							
Beach	1							
Burroughs		1						
McMillan	1							
Dickey	1							
Sherwin			1					
Dixon	1							
COLTS	4	6	2	11-11	10-18	113		
OPPONENTS	10	18		26-28	14-19	236		

FGS	1-19	20-29	30-39	40-49	50+	Tot.	WR	OFFENSE	LDE	DEFENSE
Wood	0-0	0-1	3-5	2-3	1-1	6-10	WR	Matt Bouza	LDE	Donnell Thompson
Miller	0-0	1-1	0-3	2-3	1-1	4-8	LT	John Sinnot	NT	Leo Wisniewski
COLTS	0-0	1-2	3-8	4-6	2-2	10-18	LG	Terry Crouch	RDE	Fletcher Jenkins
OPP.	1-1	5-5	2-3	6-9	0-1	14-19	C	Ray Donaldson	LOLB	Sanders Shiver
Wood:	(49,37,30)	(51, 48)	(32)	()	(33,40)		RG	Ken Huff	LILB	Johnnie Cooks
(39,25)	() () ()	() () () () ()	(23,40,44)				RT	Jeff Hart	RILB	Barry Krauss
(46,58)	(37,36,34)						TE	Tim Sherwin	ROLB	Greg Bracelin
OPP:	(24)	(29)	(43,37,19)	(47,34,41)	()		WR	Ray Butler	LCB	James Burroughs
(40,40,23,40)	(40,25,47)	(45,53)	(34,25)				QB	Mike Pagel	RCB	Derrick Hatchett
							RB	Curtis Dickey	SS	Larry Anderson
							RB	Randy McMillan	FS	Nesby Glasgow

USUAL STARTERS

OFFENSE	DEFENSE
WR Matt Bouza	LDE Donnell Thompson
LT John Sinnot	NT Leo Wisniewski
LG Terry Crouch	RDE Fletcher Jenkins
C Ray Donaldson	LOLB Sanders Shiver
RG Ken Huff	LILB Johnnie Cooks
RT Jeff Hart	RILB Barry Krauss
TE Tim Sherwin	ROLB Greg Bracelin
WR Ray Butler	LCB James Burroughs
QB Mike Pagel	RCB Derrick Hatchett
RB Curtis Dickey	SS Larry Anderson
RB Randy McMillan	FS Nesby Glasgow

Passing	Att.	Comp.	Yds.	Pct.	Avg./Att.	TD	TD%	Int.	Int.%	LG	Sacked	Rating
Pagel	221	111	1281	50.2	5.80	5	2.3	7	3.2	53t	16/129	62.4
Schlichter	37	17	197	45.9	5.32	0	0.0	2	5.4	24	3/ 35	40.0
Humm	23	13	130	56.5	5.65	0	0.0	1	4.3	18	1/ 10	55.0
Wood	1	1	5	100.0	5.00	1	100.0	0	0.0	5	0/ 0	127.1
Stark	1	0	0	0.0	0.00	0	0.0	0	0.0	0	0/ 0	39.6
COLTS	283	142	1613	50.2	5.70	6	2.1	10	3.5	53t	20/174	60.0
OPPONENTS	246	138	1920	56.1	7.80	18	7.3	5	2.0	55	11/ 97	97.3

1983 COLTS STATISTICS

Record: 7-9 Coach: Frank Kush
Fourth - AFC Eastern Division

Home: 3-5 Div: 3-5
Away: 4-4 Conf: 5-9
NConf: 2-0

Date	Results	Opponent	Attendance	Rushing	No.	Yds.	Avg.	LG	TD					
9/ 4	W 29-23	@ New England	OT 45,526	Dixon	5	14	2.8	7	0					
9/11	L 10-17	DENVER	52,613	Stark	1	8	8.0	8	0					
9/18	L 23-28	@ Buffalo	40,937	Herrmann	1	0	0.0	0	0					
9/25	W 22-19	CHICAGO	OT 35,708	Krauss	1	-1	-1.0	-1	0					
10/ 2	W 34-31	@ Cincinnati	48,104	COLTS	601	2695	4.5	56	10					
10/ 9	W 12- 7	NEW ENGLAND	37,013	OPPONENTS	516	2118	4.1	77	13					
10/16	L 7-30	BUFFALO	39,765	Receiving						No.	Yds.	Avg.	LG	TD
10/23	L 7-21	MIAMI	45,768	Henry	30	416	13.9	40t	4					
10/30	W 22-21	@ Philadelphia	59,150	Porter, T.	28	384	13.7	38	0					
11/ 6	W 17-14	@ N.Y. Jets	53,323	Bouza	25	385	15.4	26	0					
11/13	L -24	PITTSBURGH	61,479	Sherwin	25	358	14.3	30	0					
11/20	L 0-37	@ Miami	54,482	Dickey	24	483	20.1	72t	3					
11/27	L 23-41	@ Cleveland	65,812	McMillan	24	195	8.1	25	1					
12/ 4	L 6-10	N.Y. JETS	35,462	Butler	10	207	20.7	60	3					
12/11	L 19-21	@ Denver	74,854	Oatis	6	93	15.5	25	0					
12/18	W 20-10	HOUSTON	27,934	Moore	6	38	6.3	16	0					

Team Statistics		Colts	Opp
TOTAL FIRST DOWNS		272	321
Rushing		146	123
Passing		110	166
Penalty		16	32
3rd Dwn. M/A/Pct.	77/226/34.1	83/203/40.9	
4th Dwn. M/A/Pct.	4/9/44.4	5/10/50.0	
TOTAL NET YARDS	5018	5640	
Avg. Per Game	313.6	352.5	
Total Plays	1025	1045	
Avg. Per Play	4.9	5.4	
NET YARDS RUSHING	2695	2118	
Avg. Per Game	168.4	132.4	
Total Rushes	601	516	
NET YARDS PASSING	2323	3522	
Avg. Per Game	145.2	220.1	
Tackled/Yards Lost	47/340	41/310	
Gross Yards	2663	3832	
Att./Completions	377/188	488/281	
Completion Pct.	49.9	57.6	
Had Intercepted	22	20	
PUNTS/AVERAGE	91/45.3	80/41.6	
NET PUNTING AVG.	36.3	37.2	
PENALTIES/YARDS	120/986	79/687	
FUMBLES/BALL LOST	32/11	29/16	
TOUCHDOWNS	25	45	
Rushing	10	13	
Passing	12	31	
Defense/Kicking	2/1	0/1	

Interceptions		No.	Yds.	Avg.	LG	TD
Hatchett	4	36	9.0	25	0	
Glasgow	3	35	11.7	18	0	
Anderson, K.	2	81	40.5	71t	1	
Bracelin	2	19	9.5	19	0	
Delaney	2	16	8.0	11	0	
Burroughs	2	8	4.0	8	0	
Randle	1	41	41.0	41	0	
Williams, K.	1	32	32.0	32	0	
Maxwell	1	31	31.0	31	0	
Cooks	1	15	15.0	15	0	
Anderson, L.	1	0	0.0	0	0	
COLTS	20	314	15.7	71t	1	
OPPONENTS	22	117	5.3	34	0	

Punting		No.	Yds.	Avg.	TB	In20	LG	Bk.
Stark	91	4124	45.3	9	20	68	0	
COLTS	91	4124	45.3	9	20	68	0	
OPPONENTS	80	3329	41.6	3	27	64	0	

Punt Returns		No.	FC	Yds.	Avg.	LG	TD
Anderson, L.	20	4	138	6.9	20	0	
Porter, R.	14	5	104	7.4	56	0	
Williams, K.	9	4	43	4.8	13	0	
Glasgow	1	1	9	9.0	9	0	
COLTS	44	14	294	6.7	50	0	
OPPONENTS	55	7	642	11.7	60t	1	

Kickoff Returns		No.	Yds.	Avg.	LG	TD
Williams, K.	20	494	24.7	90	0	
Porter, R.	18	336	18.7	28	0	
Anderson, L.	18	309	17.2	26	0	
Dixon	2	23	11.5	14	0	
Moore	2	40	20.0	23	0	
Bouza	1	4	4.0	4	0	
Beach	1	0	0.0	0	0	
COLTS	62	1198	19.3	90	0	
OPPONENTS	61	1138	18.7	38	0	

SACKS: Colts 41.0; Opponents 47.0; Maxwell 11-90; Bracelin 5.5-50.5; Wisniewski 5-41; Cooks 5-33; Thompson 4-27; Ballard 2-7; Waechter 1.5-13.5; Parker 1.5-13; Odom 1-11; Krauss 1-9; Glasgow 1-6; Shiver 1-2; K. Williams 1-3; K. Anderson .5-4

USUAL STARTERS

PRO BOWLERS IN BOLDFACE

OFFENSE		DEFENSE	
WR	Matt Bouza	LDE	Donnell Thompson
	Tracy Porter	NT	Leo Wisniewski
LT	Karl Baldischwiler	RDE	Steve Parker
LG	Chris Hinton	LOLB	Greg Bracelin
C	Ray Donaldson	LILB	Johnnie Cooks
RG	Steve Wright	RILB	Barry Krauss
RT	Jeff Hart	ROLB	Vernon Maxwell
TE	Tim Sherwin	LCB	James Burroughs
WR	Ray Butler	RCB	Derrick Hatchett
	Bernard Henry		Tate Randle
QB	Mike Pagel	SS	Larry Anderson
RB	Curtis Dickey	FS	Nesby Glasgow
RB	Randy McMillan		

Rushing	No.	Yds.	Avg.	LG	TD
Dickey	254	1122	4.4	56	4
McMillan	198	802	4.1	39t	5
Pagel	54	441	8.2	33	0
Moore	57	205	3.6	13	1
Williams	28	77	2.8	13	0
Reed	2	27	13.5	18	0

Passing	Att.	Comp.	Yds.	Pct.	Avg./Att.	TD	TD%	Int.	Int.%	LG	Sacked	Rating
Pagel	328	163	2353	49.7	7.17	12	3.7	17	5.2	72t	40/278	64.0
Herrmann	36	18	256	50.0	7.11	0	0.0	3	8.3	35	7/ 62	38.8
Reed	10	6	34	60.0	3.40	0	0.0	1	10.0	16	0/ 0	26.7
Taylor	2	1	20	50.0	10.00	0	0.0	1	0.0	20	0/ 0	45.8
Stark	1	0	0	0.0	0.00	0	0.0	0	0.0	0	0/ 0	39.6
COLTS	377	188	2663	49.9	7.06	12	3.2	22	5.8	72t	47/340	59.4
OPPONENTS	488	281	3832	57.6	7.85	31	6.4	20	4.0	85t	41/310	87.4

1984 COLTS STATISTICS

Record: 4-12 **Coach:** Frank Kush (15),
Hal Hunter (10)

Home: 2-6 **Div:** 2-6
Away: 2-6 **Conf:** 4-8
NConf: 0-4

Fourth - AFC Eastern Division

Date	Results	Opponent	Attendance	Rushing	No.	Yds.	Avg.	LG	TD
9/ 2	L 14-23	N.Y. JETS	60,398	McMillan	163	705	4.3	31t	5
9/ 9	W 35-21	@ Houston	43,820	Dickey	131	523	4.0	30	3
9/16	L 33-34	ST. LOUIS	60,274	Middleton	92	275	3.0	20	1
9/23	L 7-44	@ Miami	55,413	Pagel	26	149	5.7	23	1
9/30	W 31-17	BUFFALO	60,032	Schlichter	19	145	7.6	22	1
10/ 7	L 7-35	WASHINGTON	60,012	Moore	38	127	3.3	18	2
10/14	L 7-16	@ Philadelphia	50,277	Wonsley	37	111	3.0	13	0
10/21	W 17-16	PITTSBURGH	60,026	Stark	2	0	0.0	0	0
10/28	L 3-22	@ Dallas	58,724	Smith	2	-10	-5.0	-3	0
11/ 4	L 10-38	SAN DIEGO	60,143	COLTS	510	2025	4.0	31t	13
11/11	W 9- 5	@ N.Y. Jets	51,066	OPPONENTS	559	2007	3.6	30	16
11/18	L 17-50	NEW ENGLAND	60,009	Receiving	No.	Yds.	Avg.	LG	TD
11/25	L 7-21	@ L.A. Raiders	40,289	Butler	43	664	15.4	74	6
12/ 2	L 15-21	@ Buffalo	20,693	Porter	39	590	15.1	63	2
12/ 9	L 17-35	MIAMI	60,411	Bouza	22	270	12.3	22	0
12/16	L 10-16	@ New England	22,383	McMillan	19	201	10.6	44	0
				Middleton	15	112	7.5	16	1
				Young	14	164	11.7	28	2
				Dickey	14	135	9.6	33	0
				Sherwin	11	169	15.4	26	0
				Henry	11	139	12.6	19	2
				Moore	9	52	5.8	12	0
				Wonsley	9	47	5.2	17	0
				COLTS	206	2543	12.3	74t	13
				OPPONENTS	298	3890	13.1	80t	31

Team Statistics		Colts	Opp
TOTAL FIRST DOWNS		254	343
Rushing		114	124
Passing		117	194
Penalty		23	25
3rd Dwn. M/A/Pct.		65/214/29.9	97/229/42.4
4th Dwn. M/A/Pct.		15/24/62.5	8/17/47.0
TOTAL NET YARDS		4132	5577
Avg. Per Game		258.3	348.6
Total Plays		979	1116
Avg. Per Play		4.2	5.0
NET YARDS RUSHING		2025	2007
Avg. Per Game		126.6	125.4
Total Rushes		510	559
NET YARDS PASSING		2107	3570
Avg. Per Game		131.7	223.1
Tackled/Yards Lost		58/436	42/320
Gross Yards		2543	3890
Att./Completions		411/206	515/298
Completion Pct.		50.1	57.9
Had Intercepted		22	18
PUNTS/AVERAGE		98/44.7	80/42.0
NET PUNTING AVG.		37.2	36.6
PENALTIES/YARDS		95/798	98/813
FUMBLES/BALL LOST		35/17	29/13
TOUCHDOWNS		28	50
Rushing		13	16
Passing		13	31
Defense/Kicking		1/1	3/0

Score By Periods	1	2	3	4	Total
COLTS	31	87	46	75	239
OPPONENTS	92	143	74	105	414

Scoring	TDR	TDP	TDRt	PAT	FG	S	TP
Allegre			14-14	11-18			47
Butler		6					36
McMillan	5						30
Biasucci			13-14	3- 5			22
Dickey	3						18
Henry		2					12
Middleton	1	1					12
Moore	2						12
Porter		2					12
Young	2						12
Kafentzis			1				6
Pagel	1						6
Schlichter	1						6
Smith			1				6
Humiston							1
COLTS	13	13	2	27-28	14-23	1	239
OPPONENTS	16	31	3	47-50	21-23	4	414

FGS	1-19	20-29	30-39	40-49	50+	Tot.
Allegre	0- 0	4- 4	1- 2	3- 6	3-6	11-18
Biasucci	0- 0	1- 1	0- 0	1- 1	1-3	3- 5
COLTS	0- 0	5- 5	1- 2	4- 7	4-9	14-23
OPP.	2- 2	9- 9	5- 5	4- 6	1-1	21-23
Allegre:	() () () () () ()	(52)	(41)	(52)	(34,54)	(44,47,46,25,45)
Biasucci:	() () () () () ()	(35,61)	()	(28,21)	(52,54)	(25,42); () () () () () ()
OPP:	(43,29)	() (47,46)	(27,44)	(23)	()	(34,32,33) (53,25,43) (19,19,24) (23) (27)
(28,40)	() () ()	(21,34,36)				

Passing	Att.	Comp.	Yds.	Pct.	Avg./Att.	TD	TD%	Int.	Int.%	LG	Sacked	Rating
Pagel	212	114	1426	53.8	6.73	8	3.8	8	3.8	54t	28/201	71.8
Schlichter	140	62	702	44.3	5.01	3	2.1	7	5.0	54	23/170	46.2
Herrmann	56	29	352	51.8	6.29	1	1.8	6	10.7	74t	7/ 65	37.8
Dickey	1	1	63	100.0	63.00	1	100.0	0	0.0	63t	0/ 0	158.3
Moore	1	0	0	0.0	0.00	0	0.0	0	0.0	0	0/ 0	39.6
Stark	1	0	0	0.0	0.00	0	0.0	1100.0	0	0/ 0	0/ 0	0.0
COLTS	411	206	2543	50.1	6.19	13	3.2	22	5.4	74t	58/436	57.9
OPPONENTS	515	298	3890	57.9	7.55	31	6.0	18	3.5	80t	42/320	87.3

Receiving	No.	Yds.	Avg.	LG	TD
Butler	43	664	15.4	74	6
Porter	39	590	15.1	63	2
Bouza	22	270	12.3	22	0
McMillan	19	201	10.6	44	0
Middleton	15	112	7.5	16	1
Young	14	164	11.7	28	2
Dickey	14	135	9.6	33	0
Sherwin	11	169	15.4	26	0
Henry	11	139	12.6	19	2
Moore	9	52	5.8	12	0
Wonsley	9	47	5.2	17	0
COLTS	206	2543	12.3	74t	13
OPPONENTS	298	3890	13.1	80t	31

Interceptions	No.	Yds.	Avg.	LG	TD
Daniel	6	25	4.2	18	0
Randle	3	66	22.0	54	0
Krauss	3	20	6.7	18	0
Burroughs	3	9	3.0	6	0
Kafentzis	1	59	59.0	59t	1
Glasgow	1	8	8.0	8	0
Davis	1	3	3.0	3	0
COLTS	18	190	10.6	59t	1
OPPONENTS	22	423	19.2	50	2

Punting	No.	Yds.	Avg.	TB	In20	LG	Bk.
Stark	98	4383	44.7	7	21	72	0
COLTS	98	4383	44.7	7	21	72	0
OPPONENTS	80	3363	42.0	8	29	66	0

Punt Returns	No.	FC	Yds.	Avg.	LG	TD
Anderson	27	7	182	6.7	19	0
Glasgow	7	2	79	11.3	35	0
Bouza	3	3	17	5.7	11	0
Padjen	1	0	0	0.0	0	0
COLTS	38	12	278	7.3	35	0
OPPONENTS	62	15	600	9.7	38	0

Kickoff Returns	No.	Yds.	Avg.	LG	TD
Anderson	22	525	23.9	69	0
Smith	32	651	20.3	96t	1
Kafentzis	5	69	13.8	22	0
Wonsley	4	52	13.0	20	0
Moore	2	19	9.5	10	0
Middleton	1	11	11.0	11	0
Hathaway	1	2	2.0	2	0
Sherwin	1	2	2.0	2	0
Radachowsky	1	0	0.0	0	0
COLTS	69	1331	19.3	96t	1
OPPONENTS	42	849	20.2	45	0

SACKS: Colts 42.0; Opponents 58.0; Cooks 11.5-103; Maxwell 8.5-57; Wisniewski 7-45; Thompson 4-29; Odom 3-31; White 2-16; Bracelin 2-14; Winter 2-11; Krauss 1-8; Parker 1-6

USUAL STARTERS

OFFENSE		DEFENSE	
WR	Tracy Porter	LDE	Donnell Thompson
LT	Chris Hinton	NT	Leo Wisniewski
	Steve Wright	RDE	Blaise Winter
LG	Ben Utt	LOLB	Johnnie Cooks
C	Ray Donaldson	LILB	Cliff Odom
RG	Ron Solt	RILB	Barry Krauss
RT	Jim Mills	ROLB	Vernon Maxwell
TE	Dave Young	LCB	Preston Davis
WR	Ray Butler	RCB	Eugene Daniel
QB	Mike Pagel	SS	Mark Kafentzis
RB	Curtis Dickey	FS	Nesby Glasgow
RB	Randy McMillan		

1985 COLTS STATISTICS

Record: 5-11 Coach: Rod Dowhower
Fourth - AFC Eastern Division

Home: 4-4 Div: 1-7
Away: 1-7 Conf: 2-10
NConf: 3-1

Date	Results	Opponent	Attendance	Rushing	No.	Yds.	Avg.	LG	TD
9/ 8	L 3-45	@ Pittsburgh	57,249	Pagel	25	160	6.4	29	2
9/15	L 13-30	@ Miami	53,693	Middleton	13	35	2.7	13	1
9/22	W 14- 6	DETROIT	60,042	Dickey	9	34	3.8	11	0
9/29	L 20-25	@ N.Y. Jets	61,987	Kofler	4	33	8.3	23	1
10/ 6	W 49-17	BUFFALO	60,003	Martin	1	23	23.0	23	0
10/13	L 10-15	DENVER	60,128	Capers	3	18	6.0	20t	1
10/20	L 9-21	@ Buffalo	28,430	Schlichter	2	13	6.5	9	0
10/27	W 37-10	GREEN BAY	59,708	Butler	1	-1	-1.0	-1	0
11/ 3	L 17-35	N.Y. JETS	59,683	COLTS	485	2439	5.0	67	22
11/10	L 15-34	@ New England	54,176	OPPONENTS	539	2145	4.0	28	20
11/17	L 20-34	MIAMI	59,666	Receiving	No.	Yds.	Avg.	LG	TD
11/24	L 7-20	@ Kansas City	21,762	Beach	36	376	10.4	30	6
12/ 1	L 31-38	NEW ENGLAND	56,740	Wonsley	30	257	8.6	26	0
12/ 8	L 10-17	@ Chicago	59,997	Bouza	27	381	14.1	40	2
12/15	W 31-23	@ Tampa Bay	25,577	Capers	25	438	17.5	80t	4
12/22	W 34-16	HOUSTON	55,818	Boyer	25	274	11.0	33	0

Team Statistics		Colts	Opp	Interceptions		No.	Yds.	Avg.	LG	TD	
TOTAL FIRST DOWNS		282	330	Daniel	8	53	6.6	29	0	0	
Rushing		131	124	Davis	2	14	7.0	7	0	0	
Passing		130	192	Cooks	1	7	7.0	7	0	0	
Penalty		21	14	Anderson	1	1	1.0	1	0	0	
3rd Dwn. M/A/Pct.		81/215/37.7	103/229/45.0	Bickett	1	0	0.0	0	0	0	
4th Dwn. M/A/Pct.		12/17/70.6	10/14/71.4	Krauss	1	0	0.0	0	0	0	
TOTAL NET YARDS		5006	5599	Randle	1	0	0.0	0	0	0	
Avg. Per Game		312.9	349.9	Young	1	0	0.0	0	0	0	
Total Plays		988	1079	COLTS	16	75	4.7	29	0	0	
Avg. Per Play		5.1	5.2	OPPONENTS	20	232	11.6	41	0	0	
NET YARDS RUSHING		2439	2145	Punting	No.	Yds.	Avg.	TB	In20	LG	Bk.
Avg. Per Game		152.4	134.1	Stark	78	3584	45.9	14	12	68	2
Total Rushes		485	539	COLTS	80	3584	44.8	14	12	68	2
NET YARDS PASSING		2567	3454	OPPONENTS	72	2982	41.4	8	19	64	1
Avg. Per Game		160.4	215.9	Punt Returns	No.	FC	Yds.	Avg.	LG	TD	
Tackled/Yards Lost		35/244	36/267	Martin	40	7	443	11.1	70t	1	
Gross Yards		2811	3721	Daniel	1	1	6	6.0	6	0	
Att./Completions		468/235	504/275	Lowry	1	0	0	0.0	0	0	
Completion Pct.		50.2	54.6	Young	0	1	0	0.0	0	0	
Had Intercepted		20	16	COLTS	42	9	449	10.7	70t	1	
PUNTS/AVERAGE		80/44.8	72/41.4	OPPONENTS	43	8	572	13.3	77t	1	
NET PUNTING AVG.		34.2	33.0	Kickoff Returns	No.	Yds.	Avg.	LG	TD		
PENALTIES/YARDS		87/678	90/699	Bentley	27	674	25.0	48	0		
FUMBLES/BALL LOST		27/14	32/17	Martin	32	638	19.9	36	0		
TOUCHDOWNS		39	45	Williams	3	44	14.7	21	0		
Rushing		22	20	Middleton	1	20	20.0	20	0		
Passing		15	24	Young	2	15	7.5	17	0		
Defense/Kicking		1/1	0/1	Gill	1	6	6.0	6	0		

Score By Periods		1	2	3	4	Total
COLTS		65	98	52	105	320
OPPONENTS		81	145	64	96	386

Scoring		TDR	TOP	TDRt	PAT	FG	S	TP
Allegre					36-39	16-26		84
McMillan	7							42
Beach		6						36
Wonsley	6							36
Capers	1	4						30
Bentley	2							12
Bouza			2					12
Butler			2					12
Gill		2						12
Pagel		2						12
Kofler		1						6
Martin				1				6
Middleton				1				6
Young				1				6
Williams			1					6
Randle						1	2	
COLTS	22	15	2	36-39	16-26	1320		320
OPPONENTS	20	24	1	41-45	25-31	386		386

FGS: 1-19 20-29 30-39 40-49 50+ Tot.
 Allegre: 0-0 9-11 5-6 2-6 0-3 16-26
 COLTS: 0-0 9-11 5-6 2-6 0-3 16-26
 OPP: 1-1 6-8 8-8 10-12 0-2 25-31
 Allegre: (39) (35) (48,51) (40,29) () (53,28)
 (41,27,38) (24,26,47,22,44) (23) () (28,30) (46)
 (25) (25,30,55) (33,21) ()
 OPP: (30,51) (22,25,52,40) (37,35)
 (22,35,48,45) (45) (43,32,30,18,28) () (29) ()
 (41,30) (45,44,26) (29,42) (35) (20) (48,48) (45)

Rushing	No.	Yds.	Avg.	LG	TD
McMillan	190	858	4.5	38	7
Wonsley	138	716	5.2	36	6
Bentley	54	288	5.3	26t	2
Gill	45	262	5.8	67	2

Passing	Att.	Comp.	Yds.	Pct.	Avg./Att.	TD	TD%	Int.	Int.%	LG	Sacked	Rating
Pagel	393	199	2414	50.5	6.13	14	3.6	15	3.8	80t	25/180	66.0
Kofler	48	23	284	47.9	5.92	1	2.1	3	6.3	33t	8/ 58	47.5
Schlichter	25	12	107	48.0	4.28	0	0.0	2	8.0	16	2/ 6	26.7
Bentley	1	1	6	100.0	6.00	0	0.0	0	0.0	6	0/ 0	158.3
Stark	1	0	0.0	0.0	0.00	0	0.0	0	0.0	0	0/ 0	0.0
COLTS	468	235	2811	50.2	6.00	15	3.2	20	4.3	80t	35/244	61.6
OPPONENTS	504	275	3721	54.6	7.38	24	4.8	16	3.2	59	36/267	81.1

USUAL STARTERS

PRO BOWLERS IN BOLDFACE

OFFENSE	DEFENSE
WR Wayne Capers	LDE Donnell Thompson
LT Chris Hinton	NT Brad White
LG Ben Utt	RDE Chris Scott
C Ray Donaldson	LOLB Johnnie Cooks
RG Ron Solt	LILB Cliff Odom
RT Karl Baldischwiler	RILB Barry Krauss
TE Pat Beach	ROLB Duane Bickett
WR/TE Ray Butler, Mark Boyer	LCB Preston Davis
QB Mike Pagel	RCB Eugene Daniel
RB Randy McMillan	SS Nesby Glasgow
RB George Wonsley	FS Anthony Young

1986 COLTS STATISTICS

Record: 3-13 **Coach:** Rod Dowhower (13),
Ron Meyer (3)

Home: 1-7 **Div:** 1-7
Away: 2-6 **Conf:** 2-10
NConf: 1-3

Fifth - AFC Eastern Division

Date	Results	Opponent	Attendance	Rushing	No.	Yds.	Avg.	LG	TD
9/7	L 3-33	@ New England	55,208	Wonsley	60	214	3.6	46	1
9/14	L 10-30	@ Miami	51,848	Trudeau	13	21	1.6	8	1
9/21	L 7-24	L.A. RAMS	59,012	Kiel	3	20	6.7	9	0
9/28	L 7-26	N.Y. JETS	56,075	Hogeboom	10	20	2.0	6	1
10/5	L 14-35	@ San Francisco	57,252	Bouza	1	12	12.0	12	0
10/12	L 14-17	NEW ORLEANS	53,512	Capers	1	11	11.0	11	0
10/19	L 13-24	@ Buffalo	50,050	Brooks	4	5	1.3	12	0
10/26	L 13-17	MIAMI	58,350	COLTS	407	1491	3.7	70t	10
11/2	L 9-24	CLEVELAND	57,962	OPPONENTS	517	1962	3.8	40	13
11/9	L 21-30	NEW ENGLAND	56,890	Receiving	No.	Yds.	Avg.	LG	TD
11/16	L 16-31	@ N.Y. Jets	65,149	Bouza	71	830	11.7	33	5
11/23	L 17-31	@ Houston	31,792	Brooks	65	1131	17.4	84t	8
11/30	L 3-17	SAN DIEGO	47,950	McMillan	34	289	8.5	45	0
12/7	W 28-23	@ Atlanta	30,397	Beach	25	265	10.6	26	1
12/14	W 24-14	BUFFALO	52,783	Bentley	25	230	9.2	38	0
12/21	W 30-24	@ L.A. Raiders	41,349	Boyer	22	237	10.8	38	1

Team Statistics	Colts	Opp
TOTAL FIRST DOWNS	278	334
Rushing	77	123
Passing	173	185
Penalty	28	26
3rd Dwn. M/A/Pct.	78/225/34.7	86/206/41.7
4th Dwn. M/A/Pct.	10/29/34.5	1/5/20.0
TOTAL NET YARDS	4700	5701
Avg. Per Game	293.8	356.3
Total Plays	1046	1051
Avg. Per Play	4.5	5.4
NET YARDS RUSHING	1491	1962
Avg. Per Game	93.2	122.6
Total Rushes	407	517
NET YARDS PASSING	3209	3739
Avg. Per Game	200.6	233.7
Tackled/Yards Lost	53/406	24/194
Gross Yards	3615	3933
Att./Completions	586/300	510/306
Completion Pct.	51.2	60.0
Had Intercepted	24	16
PUNTS/AVERAGE	81/44.7	67/40.7
NET PUNTING AVG.	36.9	35.5
PENALTIES/YARDS	99/880	100/728
FUMBLES/BALL LOST	41/20	41/19
TOUCHDOWNS	27	47
Rushing	10	14
Passing	16	28
Defense/Kicking	0/1	4/1

Score By Periods	1	2	3	4	Total
COLTS	51	41	55	82	229
OPPONENTS	123	101	106	70	400

Scoring	TDR	TDP	TDR1	PAT	FG	S	TP
Biasucci				26-27	13-25		65
Brooks		8					48
Bouza		5					30
Bentley	3						18
McMillan	3						18
Hogeboom	1						6
Trudeau	1						6
Wonsley	1						6
Gill	1						6
Daniel			1				6
Boyer	1						6
Beach	1						6
Sherwin	1						6
Leiding							1
COLTS	10	16	1	26-27	13-25		1229
OPPONENTS	14	28	5	46-47	24-35		400

FGS	1-19	20-29	30-39	40-49	50+	Tot.
Biasucci	0-0	4-4	2-5	5-8	2-8	13-25
COLTS	0-0	4-4	2-5	5-8	2-8	13-25
OPP.	2-2	7-8	9-13	6-10	0-2	24-35
Biasucci: (25.56) (23)	(60)	(48)	()	(49.54)		
(37.46, 44)	(39.45)	(40)	()	(56.54)	(37)	(40.27)
(52)	(32.30, 52)	(52.40, 20)				
OPP: (38.39, 49.25)	(27.45)	(46)	(34, 48, 47, 24)			
()	(30.46)	(37.50, 46)	(29.37)	(51.38)		
(38.31, 24)	(32)	(34, 32)	(19, 43, 26)	(19, 45, 26)		
(46)	(20, 32)					

Rushing	No.	Yds.	Avg.	LG	TD
McMillan	189	609	3.2	28	3
Bentley	73	351	4.8	70t	3
Gill	53	228	4.3	18	1

Passing	Att.	Comp.	Yds.	Pct.	Avg./Att.	TD	TD%	Int.	Int.%	LG	Sacked	Rating
Trudeau	417	204	2225	48.9	5.34	8	1.9	18	4.3	84t	29/213	53.6
Hogeboom	144	85	1154	59.0	8.01	6	4.2	6	4.2	60	18/144	81.2
Kiel	25	11	236	44.0	9.44	2	8.0	0	0.0	50	5/ 42	104.8
Bentley	0	0	0	0.0	0.0	0	0.0	0	0.0	0	1/ 7	0.0
COLTS	586	300	3615	51.2	6.17	16	2.7	24	4.1	84t	53/406	62.5
OPPONENTS	510	306	3933	60.0	7.71	28	5.5	16	3.1	72t	24/194	89.6

Rushing	No.	Yds.	Avg.	LG	TD
Wonsley	60	214	3.6	46	1
Trudeau	13	21	1.6	8	1
Kiel	3	20	6.7	9	0
Hogeboom	10	20	2.0	6	1
Bouza	1	12	12.0	12	0
Capers	1	11	11.0	11	0
Brooks	4	5	1.3	12	0
COLTS	407	1491	3.7	70t	10
OPPONENTS	517	1962	3.8	40	13

Receiving	No.	Yds.	Avg.	LG	TD
Bouza	71	830	11.7	33	5
Brooks	65	1131	17.4	84t	8
McMillan	34	289	8.5	45	0
Beach	25	265	10.6	26	1
Bentley	25	230	9.2	38	0
Boyer	22	237	10.8	38	1
Wonsley	16	175	10.9	60	0
Gill	16	137	8.6	15	0
Capers	9	118	13.1	27	0
LaFleur	7	56	8.0	11	0
Harbour	4	46	11.5	28	0
Sherwin	3	26	8.7	15	1
Murray	2	34	17.0	24	0
Martin	1	41	41.0	41	0
COLTS	300	3615	12.1	84t	16
OPPONENTS	306	3933	12.9	72t	28

Interceptions	No.	Yds.	Avg.	LG	TD
Coleman	4	36	9.0	31	0
Hicks	2	16	8.0	16	0
Bickett	2	10	5.0	10	0
Daniel, E.	2	6	3.0	3	0
Daniel, K.	2	5	2.5	5	0
Holt	1	80	80.0	80	0
Hand	1	8	8.0	8	0
Armstrong	1	4	4.0	4	0
Cooks	1	1	1.0	1	0
COLTS	16	166	10.4	80	0
OPPONENTS	24	310	12.9	40	2

Punting	No.	Yds.	Avg.	TB	In20	LG	Bk.
Stark	76	3432	45.2	5	23	63	0
Kiel	5	190	38.0	0	0	43	0
COLTS	81	3622	44.7	5	23	63	0
OPPONENTS	67	2725	40.7	4	21	60	1

Punt Returns	No.	FC	Yds.	Avg.	LG	TD
Brooks	18	7	141	7.8	18	0
Martin	17	5	109	6.4	25	0
Jackson	0	1	0	0.0	0	0
COLTS	35	13	250	7.1	25	0
OPPONENTS	52	5	533	10.3	71t	1

Kickoff Returns	No.	Yds.	Avg.	LG	TD
Bentley	32	687	21.5	37	0
Martin	21	385	18.3	27	0
Brooks	8	143	17.9	24	0
Daniel, K.	5	109	21.8	30	0
Gill	5	73	14.6	28	0
Wonsley	2	31	15.5	20	0
Williams	1	15	15.0	15	0
COLTS	74	1443	19.5	37	0
OPPONENTS	43	827	19.2	41	0

SACKS: Colts 24.0; Opponents 53.0; Bickett 6-58; Hand 5-32; Thompson 4-18.5; Armstrong 3-21; Ahrens 2-26; Cooks 1-13; Odom 1-10; Broughton 1-9; Kellar 1-6.5

USUAL STARTERS

PRO BOWLERS IN BOLDFACE

OFFENSE	DEFENSE
WR Bill Brooks	LDE Donnell Thompson
LT Chris Hinton	NT Willie Broughton
LG Ben Utt	Scott Kellar
C Ray Donaldson	RDE Jon Hand
RG Ron Solt	LOLB Johnnie Cooks
RT Kevin Call	LILB Cliff Odom
TE Pat Beach	RILB Dave Ahrens
WR Matt Bouza	ROLB Duane Bickett
QB Jack Trudeau	LCB Leonard Coleman
RB Randy McMillan	RCB Eugene Daniel
TE/RB Mark Boyer	SS Nesby Glasgow
George Wonsley	FS Dwight Hickox
	Tate Randle

1987 COLTS STATISTICS

Record: 9-6 Coach: Ron Meyer
 First - AFC Eastern Division

Home: 4-4 Div: 5-3
 Away: 5-2 Conf: 8-6
 NConf: 1-0

Date	Results	Opponent	Attendance
9/13	L 21-23	CINCINNATI	59,387
9/20	L 10-23	MIAMI	57,524
9/27		@ St. Louis	Cancelled
10/ 4	W 47- 6	@ Buffalo	9,860
10/11	W 6- 0	N.Y. JETS	34,927
10/18	L 7-21	@ Pittsburgh	34,627
10/25	W 30-16	NEW ENGLAND	48,850
11/ 1	W 19-14	@ N.Y. Jets	60,863
11/ 8	L 13-16	SAN DIEGO	60,459
11/15	W 40-21	@ Miami	65,433
11/22	L 0-24	@ New England	59,906
11/29	W 51-27	HOUSTON	54,999
12/ 6	W 9- 7	@ Cleveland	70,661
12/13	L 3-27	BUFFALO	60,253
12/20	W 20- 7	@ San Diego	46,211
12/27	W 24- 6	TAMPA BAY	60,468
1/ 9	L 21-38	@ Cleveland	79,838

Team Statistics		Colts	Opp
TOTAL FIRST DOWNS		285	276
Rushing		122	97
Passing		138	161
Penalty		25	18
3rd Dwn. M/A/Pct.	70/201/34.8	85/218/39.0	
4th Dwn. M/A/Pct.	7/16/43.8	5/13/38.5	
TOTAL NET YARDS		4995	4550
Avg. Per Game	333.0	303.3	
Total Plays	968	1003	
Avg. Per Play	5.2	4.5	
NET YARDS RUSHING		2143	1790
Avg. Per Game	142.9	119.3	
Total Rushes	497	463	
NET YARDS PASSING		2852	2760
Avg. Per Game	190.1	184.0	
Tackled/Yards Lost	24/190	39/313	
Gross Yards	3042	3073	
Att./Completions	447/255	501/250	
Completion Pct.	57.0	49.9	
Had Intercepted	16	20	
PUNTS/AVERAGE	78/37.7	82/37.2	
NET PUNTING AVG.	30.8	31.0	
PENALTIES/YARDS	90/742	85/689	
FUMBLES/BALL LOST	36/18	43/25	
TOUCHDOWNS		31	28
Rushing		14	6
Passing		16	19
Defense/Kicking		1/0	2/1

Score By Periods	1	2	3	4	Total
COLTS	48	120	61	71	300
OPPONENTS	61	52	48	77	238

Scoring	TDR	TDP	TDR	PAT	FG	S	TP
Biasucci				24-24	24-27		96
Bentley	7	2					54
Dickerson	5						30
Bouza		4					24
Brooks		3					18
Murray		3					18
Jordan				7- 7	3- 5		16
Noble			2				12
Brown	1						6
Jones		1					6
Sherwin		1					6
Thompson			1				6
Wonsley		1					6
Leiding						1	2
COLTS	14	16		1 31-31	27-32	1300	
OPPONENTS	6	19		3 25-28	15-27	238	

FGS	1-19	20-29	30-39	40-49	50+	Tot.
Biasucci	0- 0	5- 6	12-12	6- 7	1-2	24-27
Jordan	0- 0	1- 1	2- 2	0- 2	0- 0	3- 5
COLTS	0- 0	6- 7	14-14	6- 9	1-2	27-32
OPP.	0- 0	4- 5	8-13	3- 7	0-2	15-27

Biasucci: () (50) () () () (48,38,24)
 (36,28,45,38,33) (37,27,53) (22,32,25,23) (46)
 (36,45,49) (33,37,41) (30) (36,41) (30); Jordan: ()
 () (36) (35,25,42,42) () () () () () () () ()
 OPP.: (42,20) (27) () (46,33) (29) (38,31,49) ()
 (42,37,39) () (37,34,37) (52,37,28,48,44) (38)
 (39,25) (52) (38,47,37)

Rushing	No.	Yds.	Avg.	LG	TD
Dickerson	223	1011	4.5	53	5
Bentley	142	631	4.4	17t	7
Banks	50	245	4.9	35	0
Brown	19	85	4.5	18	1
Wonsley	18	71	3.9	12	1
McLemore	17	58	3.4	9	0
Kiel	4	30	7.5	16	0
Trudeau	15	7	0.5	9	0
Hogeboom	3	3	1.0	2	0
Carver	2	3	1.5	3	0

Passing	Att.	Comp.	Yds.	Pct.	Avg./Att.	TD	TD%	Int.	Int. %	LG	Sacked	Rating
Trudeau	229	128	1587	55.9	6.93	6	2.6	6	2.6	55	13/100	75.4
Hogeboom	168	99	1145	58.9	6.82	9	5.4	5	3.0	72t	8/ 63	85.0
Kiel	33	17	195	51.5	5.91	1	3.0	3	9.1	21	0/ 0	41.9
Salisbury	12	8	68	66.7	5.67	0	0.0	2	16.7	11	2/ 18	41.7
Nugent	5	3	47	60.0	9.40	0	0.0	0	0.0	21	1/ 9	91.3
COLTS	447	255	3042	57.0	6.81	16	3.6	16	3.6	72t	24/190	75.0
OPPONENTS	501	250	3073	49.9	6.13	19	3.8	20	4.0	61t	39/313	65.2

Rushing	No.	Yds.	Avg.	LG	TD
Nugent	2	1	0.5	3	0
Brooks	2	-2	-1.0	1	0
COLTS	497	2143	4.3	53	14
OPPONENTS	463	1790	3.9	51	6

Receiving	No.	Yds.	Avg.	LG	TD
Brooks	51	722	14.2	52t	3
Bouza	42	569	13.5	44t	4
Bentley	34	447	13.1	72t	2
Beach	28	239	8.5	16	0
Murray	20	339	17.0	43	3
Dickerson	13	133	10.2	28	0
Noble	10	78	7.8	18	2
Boyer	10	73	7.3	15	0
Sherwin	9	86	9.6	32	1
Banks	9	50	5.6	18	0
Bellini	5	69	13.8	19	0
Wonsley	5	48	9.6	16	0
Brandes	5	35	7.0	13	0
Kearse	3	56	18.7	21	0
Hawthorne	3	41	13.7	21	0
Jones	3	25	8.3	13	1
McLemore	2	9	2.5	5	0
Johnson	1	15	15.0	15	0
Bryant	1	12	12.0	12	0
Utt	1	-4	-4.0	-4	0
COLTS	255	3042	11.9	72t	16
OPPONENTS	250	3073	12.3	61t	19

Interceptions	No.	Yds.	Avg.	LG	TD
Prior	6	57	9.5	38	0
Tullis	3	0	0.0	0	0
Robinson	2	86	43.0	68	0
Daniel	2	34	17.0	34	0
Jones	2	26	13.0	23	0
Davis	1	7	7.0	7	0
Cooks	1	2	2.0	2	0
Curry	1	0	0.0	0	0
Glasgow	1	0	0.0	0	0
Perryman	1	0	0.0	0	0
COLTS	20	212	10.6	68	0
OPPONENTS	16	181	11.3	45t	1

Punting	No.	Yds.	Avg.	TB	In20	Bik.
Stark	61	2440	40.0	7	12	63
Kiel	12	440	36.7	1	3	50
Colquitt	2	61	30.5	0	0	33
COLTS	78	2941	37.7	8	15	63
OPPONENTS	82	3048	37.2	15	15	57

Punt Returns	No.	FC	Yds.	Avg.	LG	TD
Brooks	22	9	136	6.2	17	0
Johnson	9	2	42	4.7	12	0
Tullis	4	1	27	6.8	10	0
Simmons	2	0	5	2.5	5	0
Ahrens	1	0	0	0.0	0	0
COLTS	38	12	210	5.5	17	0
OPPONENTS	39	9	376	9.6	28	0

Kickoff Returns	No.	Yds.	Avg.	LG	TD
Bentley	22	500	22.7	45	0
Daniel	10	225	22.5	29	0
Wright	10	187	18.7	27	0
Johnson	6	98	16.3	28	0
Prior	3	47	15.7	22	0
Noble	2	35	17.5	18	0
Wonsley	1	19	19.0	19	0
Perryman	1	4	4.0	4	0
COLTS	55	1115	20.3	45	0
OPPONENTS	60	1068	17.8	40	0

SACKS: Colts 39.0, Opponents 24.0; Bickett 8-62, Thompson 5-42; Cooks 5-40; Darby 3-24; Thorp 3-17; Kraus 2-18; Hand 2-14; Wright 1-16; Mattiace 1-13; Prior 1-11; Elko 1-10; Benjamin 1-9; Perryman 1-9; Glasgow 1-8; Chatman 1-7; Bulluck 1-6; Leiding 1-4; Grimsley 1-3

USUAL STARTERS

PRO BOWLERS IN BOLDFACE

OFFENSE	DEFENSE
WR Bill Brooks	LDE Donnell Thompson
LT Chris Hinton	NT Jerome Salty
LG Ben Utt	RDE Jon Hand
C Ray Donaldson	LOLB Johnnie Cooks
RG Ron Solt	LILB Cliff Odom
RT Kevin Call	RILB Barry Krauss
TE Pat Beach	ROLB Duane Bickett
WR Matt Bouza	LCB Willie Tullis
QB Jack Trudeau,	RCB Eugene Daniel
Gary Hogeboom	SS Nesby Glasgow
RB Eric Dickerson	FS Freddie Robinson,
TE/RB Tim Sherwin,	Mike Prior
Albert Bentley	K Dean Biasucci

1988 COLTS STATISTICS

Record: 9-7 Coach: Ron Meyer
 Second - AFC Eastern Division

Home: 6-2 Div: 5-3
 Away: 3-5 Conf: 7-5
 NConf: 2-2

Date	Results	Opponent	Attendance	Rushing	No.	Yds.	Avg.	LG	TD
9/4	L 14-17	HOUSTON	OT 57,251	Dickerson	388	1659	4.3	41t	14
9/11	L 13-17	CHICAGO	60,503	Bentley	45	230	5.1	20	2
9/19	L 17-23	@ Cleveland	75,148	Chandler	46	139	3.0	29t	3
9/25	W 15-13	MIAMI	59,638	Verdin	8	77	9.6	44	0
10/2	L 17-21	@ New England	58,050	Brooks	5	62	12.4	38	0
10/9	L 23-34	@ Buffalo	76,018	Wonsley	26	48	1.8	4	1
10/16	W 35-31	TAMPA BAY	53,135	Turner	16	42	2.6	14	2
10/23	W 16-0	@ San Diego	37,322	Hogeboom	11	-8	-0.7	6	1
10/31	W 55-23	DENVER	60,544	COLTS	545	2249	4.1	44	23
11/6	W 38-14	N.Y. JETS	59,233	OPPONENTS	447	1694	3.8	29	14
11/13	W 20-13	@ Green Bay	53,492	Receiving	No.	Yds.	Avg.	LG	TD
11/20	L 3-12	@ Minnesota	58,342	Brooks	54	867	16.1	53t	3
11/27	W 24-21	NEW ENGLAND	58,157	Dickerson	36	377	10.5	50t	1
12/4	W 31-28	@ Miami	45,236	Boyer	27	256	9.5	24t	2
12/10	L 16-34	@ N.Y. Jets	46,284	Bentley	26	252	9.7	21	1
12/18	W 17-14	BUFFALO	59,908	Beach	26	235	9.0	23	0

Team Statistics	Colts	Opp
TOTAL FIRST DOWNS	311	315
Rushing	153	109
Passing	130	184
Penalty	28	22
3rd Dwn. M/A/Pct.	64/186/34.4	88/204/43.1
4th Dwn. M/A/Pct.	11/20/55.0	9/16/56.3
TOTAL NET YARDS	4870	5296
Avg. Per Game	304.4	331.0
Total Plays	982	1016
Avg. Per Play	5.0	5.2
NET YARDS RUSHING	2249	1694
Avg. Per Game	140.6	105.9
Total Rushes	545	447
NET YARDS PASSING	2621	3602
Avg. Per Game	163.8	225.1
Tackled/Yards Lost	34/244	30/201
Gross Yards	2865	3803
Att./Completions	403/222	539/321
Completion Pct.	55.1	59.6
Had Intercepted	22	15
PUNTS/AVERAGE	64/43.5	68/39.4
NET PUNTING AVG.	34.5	33.6
PENALTIES/YARDS	89/657	118/965
FUMBLES/BALL LOST	20/8	32/20
TOUCHDOWNS	40	38
Rushing	23	14
Passing	15	21
Defense/Kicking	1/1	1/2

Score By Periods	1	2	3	4	OT	Total
COLTS	77	135	61	81	0	354
OPPONENTS	55	88	48	121	3	315

Scoring	TDR	TDP	TDR:	PAT	FG	S	TP
Biasucci			39-40	25-32	114		90
Dickerson	14	1					30
Verdin		4	1				24
Bouza		4					18
Bentley	2	1					18
Brooks		3					18
Chandler	3						12
Boyer		2					12
Turner	2						12
Daniel			1				6
Hogeboom	1						6
Wonsley	1						6
COLTS	23	15	2	39-40	25-32	354	
OPPONENTS	14	21	3	36-38	17-25	315	

FGS	1-19	20-29	30-39	40-49	50+	Tot.
Biasucci	0-0	8-8	5-6	6-10	6-8	25-32
COLTS	0-0	8-8	5-6	6-10	6-8	25-32
OPP.	1-1	7-9	4-6	5-7	0-2	17-25
Biasucci	(57)	(38,53)	(30)	(50,34,41,51,51,25)		
	(20)	(31,49,40,22)	()	(20,44,51)	(31,39,27)	
	(48,51)	(20,25)	(44,42)	(28)	(47)	(45)
	(52,45,19)	(39)	()	(27)	(51)	(22,20)
	(25,26,30,49)	(43,27)	()	(35,46)	()	

Receiving	No.	Yds.	Avg.	LG	TD
Brooks	54	867	16.1	53t	3
Dickerson	36	377	10.5	50t	1
Boyer	27	256	9.5	24t	2
Bentley	26	252	9.7	21	1
Beach	26	235	9.0	23	0
Bouza	25	342	13.7	28	4
Verdin	20	437	21.9	54	4
Bellini	5	64	12.8	25	0
Baldinger	1	37	37.0	37	0
Hinton	1	1	1.0	1	0
Donaldson	1	-3	-3.0	-3	0
COLTS	222	2865	12.9	58	15
OPPONENTS	321	3803	11.8	58	21

Interceptions	No.	Yds.	Avg.	LG	TD
Tullis	4	36	9.0	20	0
Prior	3	46	15.3	23	0
Bickett	3	7	2.3	7	0
Goode	2	53	26.5	35	0
Daniel	2	44	22.0	41t	1
Krauss	1	3	3.0	3	0
COLTS	15	189	12.6	41t	1
OPPONENTS	22	291	13.2	44t	1

Punting	No.	Yds.	Avg.	TB	In20	LG	Bik.
Stark	64	2784	43.5	8	15	65	0
COLTS	64	2784	43.5	8	15	65	0
OPPONENTS	68	2677	39.4	7	25	74	0

Punt Returns	No.	FC	Yds.	Avg.	LG	TD
Verdin	22	7	239	10.9	73t	1
Brooks	3	0	15	5.0	8	0
Prior	1	5	0	0.0	0	0
COLTS	26	12	254	9.8	73t	1
OPPONENTS	37	3	418	11.3	59t	1

Kickoff Returns	No.	Yds.	Avg.	LG	TD
Bentley	39	775	19.9	40	0
Verdin	7	145	20.7	32	0
Banks	4	56	14.0	20	0
Beach	1	35	35.0	35	0
Wright	1	22	22.0	22	0
COLTS	52	1033	19.9	40	0
OPPONENTS	67	1480	22.1	95t	1

SACKS: Colts 30.0; Opponents 34.0; Hand 5-34; Bickett 3.5-24; Thompson 3-30; Alston 3-22; Johnson 3-16; Darby 2-15; Armstrong 2-8; Odom 2-7; TEAM 2-16; Swoope 1-10; Herrod 1-9; Prior 1-6; Tullis 1-0; Wright .5-4

USUAL STARTERS PRO BOWLERS IN BOLDFACE

OFFENSE	DEFENSE
WR Bill Brooks	LDE Donnell Thompson
LT Chris Hinton	NT Joe Klecko
LG Randy Dixon	RDE Jon Hand
C Ray Donaldson	LOLB O'Brien Alston
RG Ben Utt	LILB Fredd Young
RT Joel Patten	RILB Barry Krauss
TE Pat Beach	ROLB Duane Bickett
WR Clarence Verdin	LCB Willie Tullis,
QB Chris Chandler	Chris Goode
RB Eric Dickerson	RCB Eugene Daniel
H-B Mark Boyer	SS Freddie Robinson
	FS Mike Prior

Passing	Att.	Comp.	Yds.	Pct.	Avg./Att.	TD	TD%	Int.	Int. %	LG	Sacked	Rating
Chandler	233	129	1619	55.4	6.95	8	3.4	12	5.2	54	18/128	67.2
Hogeboom	131	76	996	58.0	7.60	7	5.3	7	5.3	58	12/ 88	77.7
Trudeau	34	14	158	41.2	4.65	0	0.0	3	8.8	48	2/ 13	19.0
Turner	4	3	92	75.0	23.00	0	0.0	0	0.0	37	2/ 15	116.7
Bentley	1	0	0	0.0	0.00	0	0.0	0	0.0	0	0/ 0	39.6
COLTS	403	222	2865	55.1	7.11	15	3.7	22	5.5	58	34/244	67.3
OPPONENTS	539	321	3803	59.6	7.06	21	3.9	15	2.8	58	30/201	82.5

1989 COLTS STATISTICS

Record: 8-8 **Coach:** Ron Meyer
Second - AFC Eastern Division

Home: 6-2 **Div:** 4-4
Away: 2-6 **Conf:** 7-5
NConf: 1-3

Date	Results	Opponent	Attendance	Rushing	No.	Yds.	Avg.	LG	TD
9/10	L 24-30	SAN FRANCISCO	60,111	Dickerson	314	1311	4.2	21t	7
9/17	L 17-31	@ L.A. Rams	63,995	Bentley	75	299	4.0	22	1
9/24	W 13- 9	ATLANTA	57,816	Trudeau	35	91	2.6	17	2
10/ 1	W 17-10	@ N.Y. Jets	65,542	Chandler	7	57	8.1	23	1
10/ 8	W 37-14	BUFFALO	58,890	Hunter	13	47	3.6	11	0
10/15	L 3-14	@ Denver	74,680	Verdin	4	39	9.8	26	0
10/22	W 23-12	@ Cincinnati	57,642	Rison	3	18	6.0	18	0
10/29	L 20-23	NEW ENGLAND	OT 59,356	Ramsey	4	5	1.3	3	0
11/ 5	L 13-19	@ Miami	52,680	Brooks	2	-3	-1.5	0	0
11/12	L 7-30	@ Buffalo	79,256	Stark	1	-11	-11.0	-11	0
11/19	W 27-10	N.Y. JETS	58,236	COLTS	458	1853	4.0	26	11
11/26	W 10- 6	SAN DIEGO	58,822	OPPONENTS	507	2077	4.1	27	10
12/ 3	L 16-22	@ New England	32,234	Receiving	No.	Yds.	Avg.	LG	TD
12/10	W 23-17	CLEVELAND	OT 58,550	Brooks	63	919	14.6	55t	4
12/17	W 42-13	MIAMI	55,665	Rison	52	820	15.8	61	4
12/24	L 6-41	@ New Orleans	49,009	Bentley	52	525	10.1	61	3

Team Statistics		Colts	Opp
TOTAL FIRST DOWNS		273	336
Rushing		118	126
Passing		140	192
Penalty		15	18
3rd Dwn. M/A/Pct.	72/211/34.1	95/220/43.2	
4th Dwn. M/A/Pct.	7/16/43.8	4/10/40.0	
TOTAL NET YARDS		4813	5611
Avg. Per Game		300.8	350.7
Total Plays		979	1109
Avg. Per Play		4.9	5.1
NET YARDS RUSHING		1853	2077
Avg. Per Game		115.8	129.8
Total Rushes		458	507
NET YARDS PASSING		2960	3534
Avg. Per Game		185.0	220.9
Tackled/Yards Lost		28/174	46/384
Gross Yards		3134	3918
Att./Completions		493/253	556/322
Completion Pct.		51.3	57.9
Had Intercepted		17	21
PUNTS/AVERAGE		80/42.4	65/41.6
NET PUNTING AVG.		32.9	34.5
PENALTIES/YARDS		89/704	103/772
FUMBLES/BALL LOST		33/10	34/15
TOUCHDOWNS		34	29
Rushing		11	10
Passing		18	15
Defense/Kicking		2/3	2/2
TIME OF POSSESSION		27:15	32:45

Score By Periods	1	2	3	4	OT	Total
COLTS	53	66	53	120	6	298
OPPONENTS	67	82	58	91	3	301

Scoring	TDR	TDP	TDR	PAT	FG	S	TP
Biasucci				31-32	21-27		94
Dickerson	7	1					48
Bentley	1	3	1				30
Brooks		4					24
Rison		4					24
Beach		2					12
Boyer		2					12
Trudeau	2						12
Verdin		1	1				12
Chandler	1						6
Dixon			1				6
Prior			1				6
Pruitt		1					6
Taylor			1				6
COLTS	11	18	5	31-33	21-27		298
OPPONENTS	10	15	4	29-29	32-43		301

FGS	1-19	20-29	30-39	40-49	50+	Tot.
Biasucci	2-2	6-6	9-10	3-5	1-4	21-27
COLTS	2-2	6-6	9-10	3-5	1-4	21-27
OPP.	2-2	10-10	8-12	10-17	2-2	32-43

Biasucci: (50,31,52) (19) (25,29) (38)
 (32,46,25) (49,55) (27) (32,39) (36,48,33) ()
 (45,37,31) (22) (18) (53,35) () (41,23)
 OPP.: (38,26,31) (40) (19,34,27) (26) (40) ()
 (30,29,23,21) (47,38,48,46,51) (18)
 (42,40,42,32) (46,45) (33,44,38) (40,44,37,
 34,24,50,23) (48,39,35) (43,47,44) (21,29)

Receiving	No.	Yds.	Avg.	LG	TD
Brooks	63	919	14.6	55t	4
Rison	52	820	15.8	61	4
Bentley	52	525	10.1	61	3
Dickerson	30	211	7.0	22	1
Verdin	20	381	19.1	82t	1
Beach	14	87	6.2	17	2
Boyer	11	58	5.3	15	2
Weathers	6	62	10.3	19t	0
Pruitt	5	71	14.2	40	1
COLTS	253	3134	12.4	82t	18
OPPONENTS	322	3918	12.2	58t	15

Interceptions	No.	Yds.	Avg.	LG	TD
Taylor	7	225	32.1	80t	1
Prior	6	88	14.7	58t	1
Banks	2	13	6.5	11	0
Young	2	2	1.0	6	0
Daniel	1	34	34.0	34	0
Plummer	1	18	18.0	18	0
Bickett	1	6	6.0	6	0
Ball	1	5	5.0	5	0
COLTS	21	391	18.6	80t	2
OPPONENTS	17	345	20.3	92t	2

Punting	No.	Yds.	Avg.	TB	In20	LG	Bk.
Stark	79	3392	42.9	10	14	64	1
COLTS	80	3392	42.4	10	14	64	1
OPPONENTS	65	2702	41.6	7	19	58	2

Punt Returns	No.	FC	Yds.	Avg.	LG	TD
Verdin	23	5	296	12.9	49t	1
Rison	2	2	20	10.0	12	0
Washington	1	0	6	6.0	6	0
Prior	0	3	0	0.0	0	0
COLTS	26	10	322	12.4	49t	1
OPPONENTS	51	7	558	10.9	70t	1

Kickoff Returns	No.	Yds.	Avg.	LG	TD
Verdin	19	371	19.5	29	0
Bentley	17	328	19.3	29	0
Pruitt	12	257	21.4	49	0
Rison	8	150	18.8	30	0
Hunter	4	58	14.5	19	0
COLTS	60	1164	19.4	49	0
OPPONENTS	63	1208	19.2	48	0

SACKS: Colts 46.0; Opponents 28.0; Hand 10-85; Johnson 8.5-72.5; Bickett 8-66; Thompson 7-68; Young 2-18; Herrod 2-14; McDonald 2-13; Larson 1-15; TEAM 1-14; Armstrong 1-8; Banks 1-4; Plummer 1-4; Alston 1-1; Clancy .5-1.5

USUAL STARTERS

PRO BOWLERS IN BOLDFACE

OFFENSE		DEFENSE	
WR Bill Brooks	LDE	Donnell Thompson	
LT Chris Hinton	NT	Harvey Armstrong	
LG Randy Dixon	RDE	Jon Hand	
C Ray Donaldson	LOLB	Chip Banks	
RG Ben Utt	LILB	Jeff Herrod	
RT Kevin Call	RILB	Fredd Young	
TE Pat Beach	ROLB	Duane Bickett	
WR Andre Rison	LCB	Chris Goode,	
QB Jack Trudeau		John Baylor	
RB Eric Dickerson	RCB	Eugene Daniel	
RB Albert Bentley	SS	Michael Ball	
	FS	Mike Prior	

Passing	Att.	Comp.	Yds.	Pct.	Avg./Att.	TD	TD%	Int.	Int.%	LG	Sacked	Rating
Trudeau	362	190	2317	52.5	6.40	15	4.1	13	3.6	71	20/125	71.3
Chandler	80	39	537	48.8	6.71	2	2.5	3	3.8	82t	3/ 17	63.4
Ramsey	50	24	280	48.0	5.60	1	2.0	1	2.0	47	4/ 26	63.8
Bentley	1	0	0	0.0	0.00	0	0.0	0	0.0	0	0/ 0	39.6
Dickerson	0	0	0	0.0	0.00	0	0.0	0	0.0	0	1/ 6	0.0
COLTS	493	253	3134	51.3	6.36	18	3.7	17	3.4	82t	28/174	69.1
OPPONENTS	556	322	3918	57.9	7.05	15	2.7	21	3.8	58t	46/384	73.0

1990 COLTS STATISTICS

Record: 7-9 Coach: Ron Meyer
Third - AFC Eastern Division

Home: 3-5 Div: 3-5
Away: 4-4 Conf: 5-7
NConf: 2-2

Date	Results	Opponent	Attendance	Rushing	No.	Yds.	Avg.	LG	TD
9/ 9	L 10-26	@ Buffalo	78,899	Dickerson	166	677	4.1	43	4
9/16	L 14-16	NEW ENGLAND	49,256	Bentley	137	556	4.1	26t	4
9/23	L 10-24	@ Houston	50,093	Trudeau	10	28	2.8	9	0
9/30	W 24-23	@ Philadelphia	62,067	Clark	7	10	1.4	11	0
10/ 7	W 23-19	KANSAS CITY	54,950	Hester	4	9	2.3	10	0
10/21	L 17-27	DENVER	59,850	George	11	2	0.2	6	1
10/28	L 7-27	MIAMI	59,213	COLTS	335	1282	3.8	43	9
11/ 5	L 7-24	N.Y. GIANTS	58,688	OPPONENTS	513	2212	4.3	32	12
11/11	W 13-10	@ New England	28,924	Receiving	No.	Yds.	Avg.	LG	TD
11/18	W 17-14	N.Y. JETS	47,283	Bentley	71	664	9.4	73	2
11/25	W 34-20	@ Cincinnati	60,051	Brooks	62	823	13.3	75	5
12/ 2	L 17-20	@ Phoenix	31,885	Hester	54	924	17.1	64t	6
12/ 9	L 7-31	BUFFALO	53,268	Morgan	23	364	15.8	42t	5
12/16	W 29-21	@ N.Y. Jets	41,423	Dickerson	18	92	5.1	17	0
12/22	W 35-28	WASHINGTON	58,173	Verdin	14	178	12.7	45	1
12/30	L 17-23	@ Miami	59,547	Beach	12	124	10.3	21	1

Team Statistics		Colts	Opp	Interceptions		No.	Yds.	Avg.	LG	TD	
TOTAL FIRST DOWNS		245	320	Prior	3	66	22.0	36	0		
Rushing		81	130	Taylor	2	51	25.5	40	0		
Passing		142	176	Grant	1	25	25.0	25t	1		
Penalty		22	14	Herrrod	1	12	12.0	12	0		
3rd Dwn. M/A/Pct.		56/185/30.3	87/204/42.6	Goode	1	10	10.0	10	0		
4th Dwn. M/A/Pct.		11/18/61.1	7/14/50.0	Bickett	1	9	9.0	9	0		
TOTAL NET YARDS		4155	5614	COLTS	9	173	19.2	40	1		
Avg. Per Game		259.7	350.9	OPPONENTS	21	221	10.5	35t	1		
Total Plays		874	1034	Punting		No.	Yds.	Avg.	TB In20	LG	Blk.
Avg. Per Play		4.8	5.4	Stark	71	3084	43.4	3	24	61	1
NET YARDS RUSHING		1282	2212	COLTS	72	3084	43.4	3	24	61	1
Avg. Per Game		80.1	138.3	OPPONENTS	58	2435	42.0	2	13	68	0
Total Rushes		335	513	Punt Returns		No.	FC Yds.	Avg.	LG	TD	
NET YARDS PASSING		2873	3402	Verdin	31	3	396	12.8	36	0	
Avg. Per Game		179.6	212.6	Grant	2	0	6	3.0	6	0	
Tackled/Yards Lost		51/424	29/203	Prior	2	6	0	0.0	0	0	
Gross Yards		3297	3605	Daniel	1	0	0	0.0	0	0	
Att./Completions		488/269	492/301	COLTS	36	9	402	11.2	36	0	
Completion Pct.		55.1	61.2	OPPONENTS	42	15	334	8.0	32	0	
Had Intercepted		21	9	Kickoff Returns		No.	Yds.	Avg.	LG	TD	
PUNTS/AVERAGE		72/42.8	58/42.0	Simmons	19	348	18.3	34	0		
NET PUNTING AVG.		37.4	34.4	Verdin	18	350	19.4	44	0		
PENALTIES/YARDS		79/590	104/781	Grant	15	280	18.7	29	0		
FUMBLES/BALL LOST		23/10	25/15	Bentley	11	211	19.2	36	0		
TOUCHDOWNS		33	36	Ball	1	0	0.0	0	0		
Rushing		9	12	Jarvis	1	0	0.0	0	0		
Passing		22	20	COLTS	65	1189	18.3	44	0		
Defense/Kicking		2/0	4/0	OPPONENTS	49	961	19.6	38	0		
TIME OF POSSESSION		26:27	33:33	SACKS: Colts 29.0; Opponents 51.0; Clancy 7.5-57; Herrod 4.5-35.5; Banks 4.5-25.5; Hand 3.5-27.5; Bickett 3.5-15; Faulkner 2-17; Siragusa 2-12; Thompson 1.5-13.5							

Score By Periods		1	2	3	4	Total
COLTS		47	68	85	81	281
OPPONENTS		87	128	43	95	353

Scoring	TDR	TDP	TDRt	PAT	FG	S	TP
Biasucci				32-33	17-24		83
Bentley	4	2					36
Hester		6					36
Brooks		5					30
Morgan		5					30
Dickerson	4						24
Johnson		2					12
Beach		1					6
George		1					6
COLTS	9	22	2	32-33	17-24		281
OPPONENTS	12	20	4	35-36	32-43		3353

FGS 1-19 20-29 30-39 40-49 50+ Tot.
 Biasucci 1- 1 5- 6 7- 8 2- 4 2-5 17-24
COLTS 1- 1 5- 6 7- 8 2- 4 2-5 17-24
OPP. 0- 0 11-11 13-17 5-10 3-5 32-43
 Biasucci: (24,29) (33) (41) (38,21,42,18)
 (32,43) () () (54,38) (52,38) (51,22,26) (49,52)
 () (35,20,37) () (39,55)
OPP.: (29,44,31,37,43,47) (49,39,27,25)
 (36,30) (22,49,44,31) (37,39,32,44,35)
 (39,32,42) (34,53) (23,50) (29) (32,21,29,40)
 () (32,39) (25) (40) (50,53,56,29,27) (36)

USUAL STARTERS

PRO BOWLERS IN BOLDFACE

OFFENSE		DEFENSE	
WR Bill Brooks	LDE	Donnell Thompson	
LT Zefross Moss	NT	Harvey Armstrong	
LG Randy Dixon	RDE	Jon Hand	
C Ray Donaldson	LOLB	Chip Banks	
RG Brian Baldinger	LILB	Jeff Herrod	
Pat Tomberlin	RILB	Fredd Young	
RT Kevin Call	ROLB	Duane Bickett	
Brian Baldinger	LCB	Chris Goode	
TE Pat Beach	RCB	Eugene Daniel	
WR Jessie Hester	SS	Keith Taylor	
QB Jeff George	FS	Mike Prior	
RB Eric Dickerson	P	Rohn Stark	
RB Albert Bentley	KR	Clarence Verdin	

Passing	Att.	Comp.	Yds.	Pct.	Avg./Att.	TD	TD%	Int.	Int.%	LG	Sacked	Rating
George	334	181	2152	54.2	6.44	16	4.8	13	3.9	75	37/320	73.8
Trudeau	144	84	1078	58.3	7.49	6	4.2	6	4.2	73	14/104	78.4
Ferguson	8	2	21	25.0	2.63	0	0.0	2	25.0	13	0/ 0	0.0
Herrmann	1	1	6	100.0	6.00	0	0.0	0	0.0	6	0/ 0	91.7
Stark	1	1	40	100.0	40.00	0	0.0	0	0.0	40	0/ 0	118.8
COLTS	488	269	3297	55.1	6.76	22	4.5	21	4.3	75	51/424	73.3
OPPONENTS	492	301	3605	61.2	7.33	20	4.1	9	1.8	66	29/203	89.5

1991 COLTS STATISTICS

Record: 1-15 Coach: Ron Meyer (5),
Rick Venturi (11)

Home: 0-8 Div: 1-7
Away: 1-7 Conf: 1-11
NConf: 0-4

Fifth - AFC Eastern Division

Date	Results	Opponent	Attendance
9/ 1	L	7-16 NEW ENGLAND	49,961
9/ 8	L	6-17 @ Miami	51,155
9/15	L	0-16 @ L.A. Raiders	40,287
9/22	L	24-33 DETROIT	53,396
9/29	L	3-31 @ Seattle	56,656
10/ 6	L	3-21 PITTSBURGH	55,383
10/13	L	6-42 @ Buffalo	79,015
10/20	L	6-17 N.Y. JETS	53,025
11/ 3	L	6-10 MIAMI	55,899
11/10	W	28-27 @ N.Y. Jets	44,792
11/17	L	17-31 CHICAGO	60,519
11/24	L	10-14 Green Bay at Milw.	42,132
12/ 1	L	0-31 CLEVELAND	57,539
12/ 8	L	17-23 @ New England OT	20,131
12/15	L	7-35 BUFFALO	48,286
12/22	L	3-17 @ Tampa Bay	28,043

Team Statistics		Colts	Opp
TOTAL FIRST DOWNS		236	305
Rushing		55	140
Passing		163	152
Penalty		18	13
3rd Dwn. M/A/Pct.	65/208/31.3		98/199/49.2
4th Dwn. M/A/Pct.	10/25/40.0		7/11/63.6
TOTAL NET YARDS		3748	5127
Avg. Per Game		234.3	320.4
Total Plays		923	961
Avg. Per Play		4.1	5.3
NET YARDS RUSHING		1169	2327
Avg. Per Game		73.1	145.4
Total Rushes		354	544
NET YARDS PASSING		2579	2800
Avg. Per Game		161.2	175.0
Tackled/Yards Lost		57/487	29/202
Gross Yards		3066	3002
Att./Completions		512/305	388/240
Completion Pct.		59.6	61.9
Had Intercepted		16	15
PUNTS/AVERAGE		82/42.6	59/41.4
NET PUNTING AVG.		34.8	36.2
PENALTIES/YARDS		85/689	88/645
FUMBLES/BALL LOST		32/15	21/13
TOUCHDOWNS		14	47
Rushing		3	23
Passing		10	22
Defense/Kicking		0/1	1/1
TIME OF POSSESSION		28:05	31:55

Score By Periods	1	2	3	4	OT	Total
COLTS	24	54	27	38	0	143
OPPONENTS	96	106	88	85	6	381

Scoring	TDR	TDP	TDR1	PAT	FG	S	TP
Biasucci				14-14	15-26		59
Hester		5					30
Brooks		4					24
Dickerson	2	1					18
Manoa	1						6
Verdin			1				6
COLTS	3	10	1	14-14	15-26		143
OPPONENTS	23	22	2	46-46	17-23		381

FGS	1-19	20-29	30-39	40-49	50+	Tot.
Biasucci	1-	1-	5-	5-	3-	4-
COLTS	1-	1-	5-	5-	3-	4-
OPP.	2-	2-	5-	7-	6-	7-
Biasucci	(44,52,42,48)	(48,21)	(37,47)	(20)	(54)	(19,54)
COLTS	(26,29)	(42,34,49)	(45,47,25)	(47)	(35,40)	(43,40)
OPP.	(35,39,36)	(48)	(33,41,33)	(48,19)	(41)	(1)
	(19)	(35,45,37)	(22,44,22,25)	(21)	(41,25)	(24)

Rushing	No.	Yds.	Avg.	LG	TD
Dickerson	167	536	3.2	28	2
Clark	114	366	3.2	25	0
Manoa	27	144	5.3	44	1
Johnson	22	94	4.3	15	0
George	16	36	2.3	13	0
Perkins	4	11	2.8	4	0
Verdin	1	4	4.0	4	0

Passing	Att.	Comp.	Yds.	Pct.	Avg./Att.	TD	TD%	Int.	Int. %	LG	Sacked	Rating
George	485	292	2910	60.2	6.00	10	2.1	12	2.5	49t	56/481	73.8
Herrmann	19	11	137	57.9	7.21	0	0.0	3	15.8	26	0/ 0	40.8
Trudeau	7	2	19	28.6	2.71	0	0.0	1	14.3	11	1/ 6	0.0
Hilger	1	0	0	0.0	0.00	0	0.0	0	0.0	0	0/ 0	39.6
COLTS	512	305	3066	59.6	5.99	10	2.0	16	3.1	49t	57/487	70.2
OPPONENTS	388	240	3002	61.9	7.74	22	5.7	15	3.9	84t	29/202	88.7

Rushing	No.	Yds.	Avg.	LG	TD
Herrmann	1	-1	-1.0	-1	0
Huffman	1	-8	-8.0	-8	0
Stark	1	-13	-13.0	-13	0
COLTS	354	1169	3.3	44	3
OPPONENTS	544	2327	4.3	78t	23

Receiving	No.	Yds.	Avg.	LG	TD
Brooks	72	888	12.3	46	4
Hester	60	753	12.6	49t	5
Johnson	42	344	8.2	24	0
Dickerson	41	269	6.6	26	1
Clark	33	245	7.4	23	0
Verdin	21	214	10.2	28	0
Mrosko	8	90	11.3	20	0
Bentley	7	42	6.0	11	0
Martin	5	79	15.8	25	0
Beach	5	56	11.2	27	0
Huffman	3	14	4.7	7	0
Perkins	3	-2	-0.7	3	0
Manoa	2	5	2.5	5	0
Thornton	1	38	38.0	38	0
Cash	1	18	18.0	18	0
Coley	1	13	13.0	13	0
COLTS	305	3066	10.1	49t	10
OPPONENTS	240	3002	12.5	84t	22

Interceptions	No.	Yds.	Avg.	LG	TD
Baylor	4	50	12.5	32	0
Prior	3	50	16.7	37	0
Daniel	3	22	7.3	12	0
Goode	2	27	13.5	27	0
Radecic	1	26	26.0	26	0
Herrod	1	25	25.0	25	0
Holloway	1	4	4.0	4	0
Taylor	0	-2	0.0	-2	0
COLTS	15	202	13.5	37	0
OPPONENTS	16	184	11.5	58	1

Punting	No.	Yds.	Avg.	TB	In20	LG	Blk.
Stark	82	3492	42.6	6	14	65	0
COLTS	82	3492	42.6	6	14	65	0
OPPONENTS	59	2444	41.4	7	15	63	0

Punt Returns	No.	FC	Yds.	Avg.	LG	TD
Verdin	25	10	165	6.5	22	0
Grant	2	2	6	3.0	6	0
Prior	0	2	0	0.0	0	0
COLTS	27	14	171	6.3	22	0
OPPONENTS	47	14	516	11.0	59t	1

Kickoff Returns	No.	Yds.	Avg.	LG	TD
Verdin	36	689	19.1	88t	1
Martin	12	305	25.4	38	0
Grant	3	20	6.7	10	0
McCloughan	2	35	17.5	19	0
McDonald	1	3	3.0	3	0
Mrosko	1	9	9.0	9	0
COLTS	55	1061	19.3	88t	1
OPPONENTS	33	573	17.4	50	0

SACKS: Colts 29.0; Opponents 57.0; Thompson 5-40; Hand 5-38; Bickett 5-30; Herrod 2.5-22.5; Clancy 2.5-17.5; Goode 2-13; Siragusa 2-12; anks 1-11; Curry 1-7; Holloway 1-7; Ball 1-2; Baylor 1-2

USUAL STARTERS

OFFENSE		DEFENSE	
WR	Bill Brooks	LDE	Donnell Thompson
LT	Zeffross Moss	NT	Travis Davis,
LG	Randy Dixon		Tony Siragusa
C	Brian Baldinger	RDE	Jon Hand
RG	William Schultz	LOLB	Chip Banks
RT	Kevin Call	LILB	Scott Radecic
TE	Pat Beach	RILB	Jeff Herrod
WR	Jessie Hester	ROLB	Duane Bickett
QB	Jeff George	LCB	Chris Goode
RB	Eric Dickerson	RCB	Eugene Daniel
RB	Ken Clark,	SS	Michael Ball
	Anthony Johnson	FS	Keith Taylor

1992 COLTS STATISTICS

Record: 9-7 **Coach:** Ted Marchibroda
Third - AFC Eastern Division

Home: 4-4 **Div:** 5-3
Away: 5-3 **Conf:** 7-7
NConf: 2-0

Date	Results	Opponent	Attendance	Rushing	No.	Yds.	Avg.	LG	TD
9/ 6	W 14- 3	CLEVELAND	50,766	Culver	121	321	2.7	36t	7
9/13	L 10-20	HOUSTON	44,851	Clark	40	134	3.4	13	0
9/20	L 0-38	@ Buffalo	77,781	George	14	26	1.9	13	1
10/ 4	W 24-14	@ Tampa Bay	56,585	Brooks	2	14	7.0	8	0
10/11	W 6- 3	N.Y. JETS	OT 48,393	Carthon	4	9	2.3	5	0
10/18	L 14-34	SAN DIEGO	48,552	Trudeau	13	6	0.5	5	0
10/25	W 31-20	@ Miami	61,117	Tupa	3	9	3.0	10	0
11/ 1	L 0-26	@ San Diego	40,324	Herrmann	3	-2	-0.7	0	0
11/ 8	L 0-28	MIAMI	59,892	Langhorne	1	-7	-7.0	-7	0
11/15	L 34-37	NEW ENGLAND	OT 42,631	COLTS	379	1102	2.9	36t	8
11/22	L 14-30	@ Pittsburgh	51,101	OPPONENTS	495	2174	4.4	35t	16
11/29	W 16-13	BUFFALO	OT 50,221	Receiving	No.	Yds.	Avg.	LG	TD
12/ 6	W 6- 0	@ New England	19,429	Langhorne	65	811	12.5	34	1
12/13	W 10- 6	@ N.Y. Jets	33,684	Hester	52	792	15.2	81	1
12/20	W 16-13	PHOENIX	46,763	Johnson	49	517	10.6	57t	3
12/27	W 21-17	@ Cincinnati	47,837	Brooks	44	468	10.6	26	1

Team Statistics		Colts	Opp
TOTAL FIRST DOWNS		267	314
Rushing		70	129
Passing		174	164
Penalty		23	21
3rd Dwn. M/A/Pct.	75/210/35.7		70/197/35.5
4th Dwn. M/A/Pct.	5/8/62.5		6/15/40.0
TOTAL NET YARDS		4368	5074
Avg. Per Game		273.0	317.1
Total Plays		969	1004
Avg. Per Play		4.5	5.1
NET YARDS RUSHING		1102	2174
Avg. Per Game		68.9	135.9
Total Rushes		379	495
NET YARDS PASSING		3266	2900
Avg. Per Game		204.1	181.3
Tackled/Yards Lost		44/318	39/336
Gross Yards		3584	3236
Att./Completions		546/305	470/260
Completion Pct.		55.9	55.3
Had Intercepted		26	20
PUNTS/AVERAGE		83/44.8	71/42.5
NET PUNTING AVG.		39.3	37.3
PENALTIES/YARDS		122/958	101/836
FUMBLES/BALL LOST		24/11	28/15
TOUCHDOWNS		24	34
Rushing		8	16
Passing		13	14
Defense/Kicking		1/2	4/0
TIME OF POSSESSION		28:17	31:43

Score By Periods	1	2	3	4	OT	Total
COLTS	38	29	58	85	6	216
OPPONENTS	80	71	69	79	3	302

Scoring	TDR	TDP	TDR1	PAT	FG S	TP
Biasucci				24-24	16-29	72
Culver	7	2				54
Cash		3				18
Johnson		3				18
Verdin			2			12
Arbuckle		1				6
Brooks		1				6
Emtman			1			6
George		1				6
Hester			1			6
Langhorne			1			6
Schultz			1			6
COLTS	8	13	3	24-24	16-29	216
OPPONENTS	16	14	4	33-34	21-28	1302

FGS	1-19	20-29	30-39	40-49	50+	Tot.
Biasucci	0- 0	3- 3	6-11	6-12	1-3	16-29
COLTS	0- 0	3- 3	6-11	6-12	1-3	16-29
OPP.	2- 2	8- 9	6-10	3- 4	2-3	21-28
Biasucci: ()	(37)	(48)	(45)	(45,38,31,47,47)	(44)	
(31,45,32)	()	()	(35,42,48,33)	()	(52,37,52,23,40)	
(31,30,48)	(31)	(26,59,28,42)	()	()	()	
OPP: (38,20)	(27,29,20)	(39,52)	(49)	(35)	(23,27)	()
()	(33)	(54)	(36,44,18)	(31,22,36)	(52,44)	(37)
(32,35,19)	(28,48)	(25)				

Rushing	No.	Yds.	Avg.	LG	TD
Johnson	178	592	3.3	19	0

Passing	Att.	Comp.	Yds.	Pct.	Avg./Att.	TD	TD%	Int.	Int. %	LG	Sacked	Rating
George	306	167	1963	54.6	6.42	7	2.3	15	4.9	57t	27/188	61.5
Trudeau	181	105	1271	58.0	7.02	4	2.2	8	4.4	81	11/ 85	68.6
Tupa	33	17	156	51.5	4.73	1	3.0	2	6.1	19	5/ 40	49.6
Herrmann	24	15	177	62.5	7.38	1	4.2	1	4.2	27	1/ 5	81.4
Stark	1	1	17	100.0	17.00	0	0.0	0	0.0	17	0/ 0	118.8
Johnson	1	0	0	0.0	0.00	0	0.0	0	0.0	0	0/ 0	39.6
COLTS	546	305	3584	55.9	6.56	13	2.4	26	4.8	81	44/318	64.1
OPPONENTS	470	260	3236	55.3	6.89	14	3.0	20	4.3	69t	39/336	69.1

Receiving	No.	Yds.	Avg.	LG	TD
Langhorne	65	811	12.5	34	1
Hester	52	792	15.2	81	1
Johnson	49	517	10.6	57t	3
Brooks	44	468	10.6	26	1
Cash	43	521	12.1	41	3
Culver	26	210	8.1	27	2
Arbuckle	13	152	11.7	23t	1
Clark	5	46	9.2	17	0
Verdin	3	37	12.3	21	0
Carthon	3	10	3.3	6	0
Prior	1	17	17.0	17	0
Schultz	1	3	3.0	3t	1
COLTS	305	3584	11.8	81	13
OPPONENTS	260	3236	12.4	69t	14

Interceptions	No.	Yds.	Avg.	LG	TD
Prior	6	44	7.3	19	0
Belsler	3	27	9.0	21	0
Goode	2	93	46.5	47	0
Stargell	2	26	13.0	15	0
Emtman	1	90	90.0	90t	1
Bickett	1	14	14.0	14	0
Herrod	1	4	4.0	4	0
Banks	1	3	3.0	3	0
Baylor	1	1	1.0	1	0
Daniel	1	0	0.0	0	0
Radecic	1	0	0.0	0	0
COLTS	20	302	15.1	90t	1
OPPONENTS	26	461	17.7	82t	4

Punting	No.	Yds.	Avg.	TB	In20	LG	Blk.
Stark	83	3716	44.8	7	22	64	0
COLTS	83	3716	44.8	7	22	64	0
OPPONENTS	71	3021	42.5	5	24	61	0

Punt Returns	No.	FC	Yds.	Avg.	LG	TD
Verdin	24	12	268	11.2	84t	2
Prior	1	12	7	7.0	7	0
COLTS	25	24	275	11.0	84t	2
OPPONENTS	45	18	313	7.0	24	0

Kickoff Returns	No.	Yds.	Avg.	LG	TD
Verdin	39	815	20.9	42	0
Ambrose	8	126	15.8	26	0
Clark	3	54	18.0	20	0
Vanderbeek	1	6	6.0	6	0
COLTS	51	1001	19.6	42	0
OPPONENTS	36	630	17.5	34	0

SACKS: Colts 39.0; Opponents 44.0; Banks 9-53; Bickett 6.5-47.5; Clancy 4.5-55.5; Baylor 3-53; Emtman 3-29; Siragusa 3-24; Coryatt 2-21; Herrod 2-21; Daniel 2-6; McCoy 1-10; Walker 1-9; Hand 1-5; McClendon 1-2

USUAL STARTERS

PRO BOWLERS IN BOLDFACE		DEFENSE	
OFFENSE			
WR Reggie Langhorne	LDE Steve Emtman		
LT Zefross Moss	NT Tony Siragusa		
LG Randy Dixon	RDE Jon Hand		
C Ray Donaldson	LOLB Chip Banks		
RG Ron Solt	LILB Scott Radecic,		
RT Kevin Call	Quentin Coryatt		
TE Kerry Cash	RILB Jeff Herrod		
WR Jessie Hester	ROLB Duane Bickett		
QB Jeff George	LCB Chris Goode		
RB Anthony Johnson	RCB Eugene Daniel		
WR Bill Brooks	SS John Baylor		
	FS Mike Prior		
	P Rohn Stark		
	KR Clarence Verdin		

1993 COLTS STATISTICS

Record: 4-12 Coach: Ted Marchibroda
Fifth - AFC Eastern Division

Home: 2-6 Div: 2-6
Away: 2-6 Conf: 4-8
NConf: 0-4

Date	Results	Opponent	Attendance	Rushing	No.	Yds.	Avg.	LG	TD
9/ 5	L 20-24	MIAMI	51,858	Potts	179	711	4.0	34	0
9/12	W 9- 6	@ Cincinnati	50,299	Johnson	95	331	3.5	14	1
9/26	W 23-10	CLEVELAND	59,654	Culver	65	150	2.3	9	3
10/ 3	L 13-35	@ Denver	74,958	George	13	39	3.0	14	0
10/10	L 3-27	DALLAS	60,453	Verdin	3	33	11.0	29	0
10/24	L 27-41	@ Miami	57,301	Stark	1	11	11.0	11	0
10/31	W 9- 6	NEW ENGLAND	46,522	Toner	2	6	3.0	6	0
11/ 7	L 24-30	@ Washington	50,523	Majkowski	2	4	2.0	4	0
11/14	L 17-31	N.Y. JETS	47,351	Trudeau	5	3	0.6	2	0
11/21	L 9-23	@ Buffalo	79,101	COLTS	365	1288	3.5	34	4
11/29	L 0-31	SAN DIEGO	54,110	OPPONENTS	575	2521	4.4	57t	20
12/ 5	W 9- 6	@ N.Y. Jets	45,799	Receiving	No.	Yds.	Avg.	LG	TD
12/12	L 6-20	@ N.Y. Giants	70,411	Langhorne	85	1038	12.2	72t	3
12/19	L 10-20	PHILADELPHIA	44,952	Hester	64	835	13.0	58	1
12/26	L 0-38	@ New England	26,571	Johnson	55	443	8.1	36	0
1/ 2	L 10-30	BUFFALO	43,028	Cash	43	402	9.3	37	3

Team Statistics		Colts	Opp	Receiving		No.	Yds.	Avg.	LG	TD
TOTAL FIRST DOWNS		269	334	Dawkins	26	430	16.5	68	1	
Rushing		71	151	Potts	26	189	7.3	24	0	
Passing		180	166	Arbuckle	15	90	6.0	23	0	
Penalty		18	17	Culver	11	112	10.2	26	1	
3rd Dwn. M/A/Pct.	61/209/29.2		85/206/41.3	Cox	4	59	14.8	24	0	
4th Dwn. M/A/Pct.	9/22/40.9		8/12/66.7	Verdin	2	20	10.0	19	1	
TOTAL NET YARDS		4705	5638	Toner	1	5	5.0	5	0	
Avg. Per Game		294.1	352.4	COLTS	332	3623	10.9	72t	10	
Total Plays		988	1050	OPPONENTS	270	3238	12.0	77	22	
Avg. Per Play		4.8	5.4	Interceptions	No.	Yds.	Avg.	LG	TD	

NET YARDS RUSHING	1288	2521	Buchanan	4	45	11.3	28	0		
Avg. Per Game	80.5	157.6	Baylor	3	11	3.7	7	0		
Total Rushes	365	575	Herrod	1	29	29.0	29	0		
NET YARDS PASSING	3417	3117	Daniel	1	17	17.0	17	0		
Avg. Per Game	213.6	194.8	Belser	1	14	14.0	11	0		
Tackled/Yards Lost	29/206	21/121	COLTS	10	116	11.6	29	0		
Gross Yards	3623	3238	OPPONENTS	15	247	16.5	56t	1		
Att./Completions	594/332	454/270	Punting	No.	Yds.	Avg.	TB	In20	LG	Bk.
Completion Pct.	55.9	59.5	Stark	83	3595	43.3	13	18	65	0
Had Intercepted	15	10	COLTS	83	3595	43.3	13	18	65	0
PUNTS/AVERAGE	83/43.3	71/40.2	OPPONENTS	71	2855	40.2	6	30	59	0
NET PUNTING AVG.	35.9	36.1	Punt Returns	No.	FC	Yds.	Avg.	LG	TD	

PENALTIES/YARDS	94/685	87/610	Verdin	30	17	173	5.8	24	0
FUMBLES/BALL LOST	34/20	25/11	COLTS	30	17	173	5.8	24	0
TOUCHDOWNS	16	45	OPPONENTS	41	12	352	8.6	71t	1
Rushing	4	20	Kickoff Returns	No.	Yds.	Avg.	LG	TD	
Passing	10	22	Verdin	50	1050	21.0	38	0	
Defense/Kicking	1/1	2/1	Culver	3	51	17.0	20	0	
TIME OF POSSESSION	27:55	32:05	Butcher	2	2	1.0	2	0	
			Cash	1	11	11.0	11	0	
			Radecic	1	10	10.0	10	0	

Score By Periods	1	2	3	4	Total
COLTS	19	60	29	81	189
OPPONENTS	96	96	98	88	378

Scoring	TDR	TDP	TDRt	PAT	FG	S	TP
Biasucci				15-16	26-31		93
Culver	3	1	1				30
Cash		3					18
Langhorne		3					18
Dawkins		1					6
Herrod			1				6
Hester		1					6
Johnson	1						6
Verdin		1					6
COLTS	4	10	2	15-16	26-31		189
OPPONENTS	20	22	3	43-45	21-30		1378

SACKS: Colts 21.0; Opponents 29.0; Hand 5.5-31; Bickett 3.5-22; Herrod 2-19; Peguese 2-12; Siragusa 1.5-5.5; McClendon 1.5-4.5; Emtman 1-8; Stargell 1-8; Sims 1-7; Clancy 1-3; Coryatt 1-0

USUAL STARTERS

OFFENSE

WR Reggie Langhorne
LT Will Wolford
LG Randy Dixon
C Kirk Lowdermilk
RG William Schultz
RT Zefross Moss
TE Kerry Cash
WR Jessie Hester
QB Jeff George
RB Anthony Johnson
RB Roosevelt Potts

DEFENSE

LDE Skip McClendon
LDT Sam Clancy
RDT Tony Siragusa
RDE Jon Hand
SLB Duane Bickett
MLB Quentin Coryatt
WLB Jeff Herrod
LCB Chris Goode
RCB Eugene Daniel
SS John Baylor
FS Jason Belser

Passing	Att.	Comp.	Yds.	Pct.	Avg./Att.	TD	TD%	Int.	Int. %	LG	Sacked	Rating
George	407	234	2526	57.5	6.21	8	2.0	6	1.5	72t	26/190	76.3
Trudeau	162	85	992	52.5	6.12	2	1.2	7	4.3	68	2/ 11	57.4
Majkowski	24	13	105	54.2	4.38	0	0.0	1	4.2	17	1/ 5	48.1
Johnson	1	0	0	0.0	0.00	0	0.0	1100.0	0	0/ 0	0	0.0
COLTS	594	332	3623	55.9	6.10	10	1.7	15	2.5	72t	29/206	69.2
OPPONENTS	454	270	3238	59.5	7.13	22	4.8	10	2.2	77	21/121	88.3

1994 COLTS STATISTICS

Record: 8-8 **Coach:** Ted Marchibroda
Third - AFC Eastern Division

Home: 5-3 **Div:** 4-4
Away: 3-5 **Conf:** 8-6
NConf: 0-2

Date	Results	Opponent	Attendance
9/ 4	W 45-21	HOUSTON	47,372
9/11	L 10-24	@ Tampa Bay	36,631
9/18	L 21-31	@ Pittsburgh	54,040
9/25	L 14-21	CLEVELAND	55,821
10/ 2	W 17-15	SEATTLE	49,876
10/ 9	L 6-16	@ N.Y. Jets	64,934
10/16	W 27-17	@ Buffalo	79,404
10/23	L 27-41	WASHINGTON	57,879
10/30	W 28-25	N.Y. JETS	44,350
11/ 6	L 21-22	@ Miami	71,158
11/20	W 17-13	@ Cincinnati	55,566
11/27	L 10-12	NEW ENGLAND	43,839
12/ 4	W 31-19	@ Seattle	39,574
12/11	L 13-28	@ New England	57,656
12/18	W 10- 6	MIAMI	58,867
12/24	W 10- 9	BUFFALO	38,458

Team Statistics		Colts	Opp
TOTAL FIRST DOWNS		252	311
Rushing		108	98
Passing		126	192
Penalty		18	21
3rd Dwn. M/A/Pct.		70/198/35.4	115/251/45.8
4th Dwn. M/A/Pct.		12/17/70.6	13/23/56.5
TOTAL NET YARDS		4413	5325
Avg. Per Game		275.8	332.8
Total Plays		899	1090
Avg. Per Play		4.9	4.9
NET YARDS RUSHING		2060	1646
Avg. Per Game		128.8	102.9
Total Rushes		495	463
NET YARDS PASSING		2353	3679
Avg. Per Game		147.1	229.9
Tackled/Yards Lost		28/166	29/218
Gross Yards		2519	3897
Att./Completions		376/217	598/354
Completion Pct.		57.7	59.2
Had Intercepted		14	18
PUNTS/AVERAGE		74/41.8	72/42.2
NET PUNTING AVG.		34.1	35.6
PENALTIES/YARDS		82/658	110/824
FUMBLES/BALL LOST		30/17	21/10
TOUCHDOWNS		37	34
Rushing		15	8
Passing		15	24
Defense/Kicking		5/2	2/0
TIME OF POSSESSION		28:39	31:21

Score By Periods	1	2	3	4	Total
COLTS	82	86	73	66	307
OPPONENTS	48	81	59	132	320

Scoring	TDR	TDP	TDR1	PAT	FG	S	TP
Biasucci				37-37	16-24	85	
Faulk	11	1				72	
Turner		6				36	
Dawkins		5				30	
Buchanan			3			18	
Majkowski	3					18	
Potts	1	1				12	
Bennett			1			6	
Brewer			1			6	
Cash		1				6	
Coryatt			1			6	
Humphrey			1			6	
Jackson		1				6	
COLTS	15	15	7	37-37	16-24	307	
OPPONENTS	8	24	2	29-29	27-34	1320	

2-POINT: Colts 0-0; Opponent 2-5

FGS	1-19	20-29	30-39	40-49	50+	Tot.	
Biasucci	1-1	5-5	3-7	5-9	2-2	16-24	
COLTS	1-1	5-5	3-7	5-9	2-2	16-24	
OPP.	1-1	12-12	7-10	7-10	0-1	27-34	
Biasucci	(42)	(26)	()	(46)	(45)	(37,44,35)	(43,33)
	(50,28)	()	(32b)	(35)	(42,50)	(21)	(27,47)
	(40b,42,19)	(38b,31,22)					
OPP.:	(55)	(47)	(46)	()	(42,43,45)	(27,42,37)	(23)
	(21,27)	(26)	(33,31,20,34)	(29,46,34)	(22,37,25,42)		
	(37,31)	(36)	(33,19)	(49,20,21,24,46)			

Rushing	No.	Yds.	Avg.	LG	TD
Faulk	314	1282	4.1	52	11
Potts	77	336	4.4	52	1
Harbaugh	39	223	5.7	41	0
Humphrey	18	85	4.7	27	0
Warren	18	80	4.4	34	0
Majkowski	24	34	1.4	10	3
Nagle	1	12	12.0	12	0
Toner	1	11	11.0	11	0
Turner	3	-3	-1.0	5	0
COLTS	495	2060	4.2	52	15
OPPONENTS	463	1646	3.6	40	8

Receiving	No.	Yds.	Avg.	LG	TD
Turner	52	593	11.4	28	6
Faulk	52	522	10.0	85t	1
Dawkins	51	742	14.5	49	5
Potts	26	251	9.7	30	1
Cash	16	190	11.9	24	1
Jackson	8	97	12.1	22	1
Warren	3	47	15.7	29	0
Humphrey	3	19	6.3	12	0
Bailey	2	30	15.0	23	0
Baker	2	15	7.5	10	0
Arbuckle	1	7	7.0	7	0
Etheredge	1	6	6.0	6	0
COLTS	217	2519	11.6	85t	15
OPPONENTS	354	3897	11.0	65t	24

Interceptions	No.	Yds.	Avg.	LG	TD
Buchanan	8	221	27.6	90t	3
Tate	3	51	17.0	30	0
Ambrose	2	50	25.0	42	0
Daniel	2	6	3.0	6	0
Belser	1	31	31.0	31	0
Humphrey	1	1	1.0	1	0
Watts	1	0	0.0	0	0
COLTS	18	360	20.0	90t	3
OPPONENTS	14	174	12.4	39	2

Punting	No.	Yds.	Avg.	TB	In20	LG	Bk.
Stark	73	3092	42.4	10	22	60	1
COLTS	74	3092	41.8	10	22	60	1
OPPONENTS	72	3039	42.2	7	16	71	0

Punt Returns	No.	FC	Yds.	Avg.	LG	TD
Brewer	42	8	339	8.1	75t	1
COLTS	42	8	339	8.1	75t	1
OPPONENTS	40	9	366	9.2	38	0

Kickoff Returns	No.	Yds.	Avg.	LG	TD
Humphrey	35	783	22.4	95t	1
Brewer	18	358	19.9	34	0
Warren	2	56	28.0	38	0
Etheredge	2	23	11.5	14	0
Radecic	1	17	17.0	17	0
Toner	1	8	8.0	8	0
Jackson	1	5	5.0	5	0
Gray	0	4	0.0	4	0
COLTS	60	1254	20.9	95t	1
OPPONENTS	65	1316	20.2	47	0

SACKS: Colts 29.0; Opponents 28.0; Bennett 9-82; McCoy 6-52; Siragusa 5-30; Alberts 2-13; Herrod 1-10; Nunn 1-10; McDonald 1-7; Buchanan 1-6; Coryatt 1-4; Noga 1-3; Emtman 1-1

USUAL STARTERS

PRO BOWLERS IN BOLDFACE

OFFENSE	DEFENSE
WR Sean Dawkins	LDE Bernard Whittington
LT Will Wolford	LDT Tony McCoy
LG Randy Dixon	RDT Tony Siragusa
C Kirk Lowdermilk	RDE Tony Bennett
RG Joe Staysniak	LLB Stephen Grant
RT Zefross Moss	MLB Jeff Herrod
TE Kerry Cash	RLB Quentin Coryatt
WR Floyd Turner	LCB Ray Buchanan
QB Jim Harbaugh	RCB Eugene Daniel
RB Marshall Faulk	SS David Tate
RB Roosevelt Potts	FS Jason Belser

Passing	Att.	Comp.	Yds.	Pct.	Avg./Att.	TD	TD%	Int.	Int. %	LG	Sacked	Rating
Harbaugh	202	125	1440	61.9	7.13	9	4.5	6	3.0	85t	17/ 72	85.8
Majkowski	152	84	1010	55.3	6.64	6	3.9	7	4.6	29	9/ 76	69.8
Nagle	21	8	69	38.1	3.29	0	0.0	1	4.8	23	2/ 18	27.7
Warren	1	0	0	0.0	0.00	0	0.0	0	0.0	0	0/ 0	39.6
COLTS	376	217	2519	57.7	6.70	15	4.0	14	3.7	85t	28/166	75.9
OPPONENTS	598	354	3897	59.2	6.52	24	4.0	18	3.0	65t	29/218	79.4

RESULTS

ALL-TIME SERIES RECORDS

(Home Games in Boldface; Playoff Games in Italics; *OT)

COLTS vs. ARIZONA		Record: 5-6	Home: 4-4	Away: 1-2
Points-Allowed: 240-197		Home: 176-136	Away: 64-61	LG Streaks: Won 3, Lost 4
1961 16 - 0 W	1972 3 - 10 L	1980 10 - 17 L	1990 17 - 20 L	L
1964 47 - 27 W	1976 17 - 24 L	1981 24 - 35 L	1992 16 - 13 W	
1968 27 - 0 W	1978 30 - 17 W	1984 33 - 34 L		

STADIUMS: Memorial 3-3 Hoosier/RCA 1-1 Busch Memorial 1-1 Sun Devil 0-1
CARDINALS: Chicago 1953-59; St. Louis 1960-87; Arizona 1988-present

COLTS vs. ATLANTA		Record: 10-0	Home: 4-0	Away: 6-0
Points-Allowed: 270-124		Home: 108-46	Away: 162-78	LG Streaks: Won 10
1966 19 - 7 W	1968 28 - 20 W	1969 13 - 6 W	1989 13 - 9 W	W
1967 38 - 31 W	1968 44 - 0 W	1974 17 - 7 W		
1967 49 - 7 W	1969 21 - 14 W	1986 28 - 23 W		

Sweeps: Colts (3): 1967,68,69
STADIUMS: Memorial 3-0 Hoosier/RCA 1-0 Grant Field 1-0 Fulton County 5-0

COLTS vs. BUFFALO		Record: 22-28-1	Home: 12-12-1	Away: 10-16
Points-Allowed: 964-1059		Home: 499-525	Away: 465-534	LG Streaks: Won 5, Lost 6
1970 17 - 17 T	1977 17 - 14 W	1984 31 - 17 W	1991 6 - 42 L	L
1970 20 - 14 W	1977 31 - 13 W	1984 15 - 21 L	1991 7 - 35 L	L
1971 43 - 0 W	1978 17 - 24 L	1985 49 - 17 W	1992 0 - 38 L	L
1971 24 - 0 W	1978 14 - 21 L	1985 9 - 21 L	1992 16 - 13 W*	W*
1972 17 - 0 W	1979 13 - 31 L	1986 13 - 24 L	1993 9 - 23 L	L
1972 35 - 7 W	1979 14 - 13 W	1986 24 - 14 W	1993 10 - 30 L	L
1973 13 - 31 L	1980 17 - 12 W	1987 47 - 6 W	1994 27 - 17 W	W
1973 17 - 24 L	1980 28 - 24 W	1987 3 - 27 L	1994 10 - 9 W	W
1974 14 - 27 L	1981 3 - 35 L	1988 23 - 34 L	1995 14 - 20 L	L
1974 0 - 6 L	1981 17 - 23 L	1988 17 - 14 W	1995 10 - 16 L	L
1975 31 - 38 L	1982 0 - 20 L	1989 37 - 14 W		
1975 42 - 35 W	1983 23 - 28 L	1989 7 - 30 L		
1976 31 - 13 W	1983 7 - 30 L	1990 10 - 26 L		
1976 58 - 20 W		1990 7 - 31 L		

Sweeps: Colts (6): 1971,72,76,77,80,94 Bills (9): 1973,74,78,81,83,90,91,93,95
Splits (9): 1975,79,84-89,92
STADIUMS: Memorial 5-7-1 Hoosier/RCA 7-5 War Memorial 3-0 Rich 7-16

COLTS vs. CAROLINA		Record: 0-1	Home: 0-0	Away: 0-1
Points-Allowed: 10-13		Home: 0-0	Away: 10-13	LG Streaks: Lost 1
1995 10 - 13 L				

STADIUMS: Clemson Memorial 0-1

COLTS vs. CHICAGO		Record: 21-16	Home: 11-8	Away: 10-8
Points-Allowed: 770-732		Home: 413-374	Away: 357-358	LG Streaks: Won 7, Lost 6
1953 13 - 9 W	1958 51 - 38 W	1963 3 - 10 L	1969 24 - 21 W	W
1953 16 - 14 W	1958 17 - 0 W	1963 7 - 17 L	1970 21 - 20 W	W
1954 9 - 28 L	1959 21 - 26 L	1964 52 - 0 W	1975 35 - 7 W	W
1954 13 - 28 L	1959 21 - 7 W	1964 40 - 24 W	1983 22 - 19 W*	W*
1955 23 - 17 W	1960 42 - 7 W	1965 26 - 21 W	1985 10 - 17 L	L
1955 10 - 38 L	1960 24 - 10 W	1965 0 - 13 L	1988 13 - 17 L	L
1956 28 - 21 W	1961 10 - 24 L	1966 17 - 27 L	1991 17 - 31 L	L
1956 27 - 58 L	1961 20 - 21 L	1966 21 - 16 W		
1957 21 - 10 W	1962 15 - 35 L	1967 24 - 3 W		
1957 29 - 14 W	1962 0 - 57 L	1968 28 - 7 W		

Sweeps: Colts (5): 1953,57,58,60,64 Bears (4): 1954,61,62,63
Splits (5): 1955,56,59,65,66
STADIUMS: Memorial 11-6 Hoosier/RCA 0-2 Wrigley Field 9-7 Soldier Field 1-1

COLTS vs. CINCINNATI		Record: 10-6	Home: 3-5	Away: 7-1
Points-Allowed: 366-339		Home: 175-187	Away: 191-152	LG Streaks: Won 5, Lost 3
1970 17 - 0 W	1980 33 - 34 L	1989 23 - 12 W	1995 21 - 24 L*	L*
1972 20 - 19 W	1981 19 - 41 L	1990 34 - 20 W		
1974 14 - 24 L	1982 17 - 20 L	1992 21 - 17 W		
1976 28 - 27 W	1983 34 - 31 W	1993 9 - 6 W		
1979 38 - 28 W	1987 21 - 23 L	1994 17 - 13 W		

STADIUMS: Memorial 3-3 Hoosier/RCA 0-2 Riverfront 7-1

RESULTS

COLTS vs. CLEVELAND		Record: 9-15	Home: 4-8	Away: 5-7
Points-Allowed: 452-507	Home: 219-268	Away: 233-239	LG Streaks: Won 2, Lost 6	
1956 21 - 7 W	1971 20 - 3 W	1983 23 - 41 L	1992 14 - 3 W	
1959 31 - 38 L	1973 14 - 24 L	1986 9 - 24 L	1993 23 - 10 W	
1962 36 - 14 W	1975 21 - 7 W	1987 9 - 7 W	1994 14 - 21 L	
1964 0 - 27 L	1978 24 - 45 L	1987 21 - 38 L		
1968 20 - 30 L	1979 10 - 13 L	1988 17 - 23 L		
1968 34 - 0 W	1980 27 - 28 L	1989 23 - 17 W*		
1971 13 - 14 L	1981 28 - 42 L	1991 0 - 31 L		

STADIUMS: Memorial 1-5 Hoosier/RCA 3-3 Municipal/Cleveland 5-7
BROWNS: Cleveland 1953-95

COLTS vs. DALLAS		Record: 4-7	Home: 1-3	Away: 1-4	Neutral: 2-0
Points-Allowed: 175-242	Home: 39-102	Away: 85-124	LG Streaks: Won 3, Lost 6		
1960 45 - 7 W	1969 10 - 27 L	1976 27 - 30 L	1984 3 - 22 L		
1966 35 - 3 W	1970 16 - 13 W	1978 0 - 38 L	1993 3 - 27 L		
1967 23 - 17 W	1972 0 - 21 L	1981 13 - 37 L			

STADIUMS: Memorial 1-2 Hoosier/RCA 0-1 Cotton Bowl 1-1 Texas 0-3 Orange Bowl 2-0

COLTS vs. DENVER		Record: 2-9	Home: 2-4	Away: 0-5
Points-Allowed: 163-230	Home: 105-105	Away: 58-125	LG Streaks: Won 1, Lost 4	
1974 6 - 17 L	1981 10 - 28 L	1985 10 - 15 L	1990 17 - 27 L	
1977 13 - 27 L	1983 10 - 17 L	1988 55 - 23 W	1993 13 - 35 L	
1978 7 - 6 W	1983 19 - 21 L	1989 3 - 14 L		

Sweeps: Broncos (1): 1983

STADIUMS: Memorial 1-2 Hoosier/RCA 1-2 Mile High 0-5

COLTS vs. DETROIT		Record: 17-17-2	Home: 9-9-1	Away: 8-8-1
Points-Allowed: 748-698	Home: 415-350	Away: 333-348	LG Streaks: Won 4, Lost 4	
1953 17 - 27 L	1958 28 - 15 W	1963 25 - 21 W	1969 17 - 17 T	
1953 7 - 17 L	1958 40 - 14 W	1963 24 - 21 W	1973 29 - 27 W	
1954 0 - 35 L	1959 21 - 9 W	1964 34 - 0 W	1977 10 - 13 L	
1954 3 - 27 L	1959 31 - 24 W	1964 14 - 31 L	1980 10 - 9 W	
1955 28 - 13 W	1960 17 - 30 L	1965 31 - 7 W	1985 14 - 6 W	
1955 14 - 24 L	1960 15 - 20 L	1965 24 - 24 T	1991 24 - 33 L	
1956 14 - 31 L	1961 15 - 16 L	1966 45 - 14 W		
1956 3 - 27 L	1961 17 - 14 W	1966 14 - 20 L		
1957 34 - 14 W	1962 20 - 29 L	1967 41 - 7 W		
1957 27 - 31 L	1962 14 - 21 L	1968 27 - 10 W		

Sweeps: Colts (3): 1958,59,63

Lions (5): 1953,54,56,60,62

Splits (5): 1955,57,61,64,66

STADIUMS: Memorial 8-8-1 Hoosier/RCA 1-1 Briggs/Tiger 7-8-1 Silverdome 1-0

COLTS vs. GREEN BAY		Record: 18-19-1	Home: 10-8-1	Away: 8-11
Points-Allowed: 809-779	Home: 454-357	Away: 355-422	LG Streaks: Won 4, Lost 5	
1953 14 - 37 L	1958 27 - 17 W	1963 20 - 31 L	1968 16 - 3 W	
1953 24 - 35 L	1958 56 - 0 W	1963 20 - 34 L	1969 14 - 6 W	
1954 6 - 7 L	1959 38 - 21 W	1964 21 - 20 W	1970 13 - 10 W	
1954 13 - 24 L	1959 28 - 24 W	1964 24 - 21 W	1974 13 - 20 L	
1955 24 - 20 W	1960 21 - 35 L	1965 17 - 20 L	1982 20 - 20 T	
1955 14 - 10 W	1960 38 - 24 W	1965 27 - 42 L	1985 37 - 10 W	
1956 33 - 38 L	1961 7 - 45 L	1965 10 - 13 L*	1988 20 - 13 W	
1956 28 - 21 W	1961 45 - 21 W	1966 3 - 24 L	1991 10 - 14 L	
1957 45 - 17 W	1962 6 - 17 L	1966 10 - 14 L		
1957 21 - 24 L	1962 13 - 17 L	1967 13 - 10 W		

Sweeps: Colts (4): 1955,58,59,64

Packers (6): 1953,54,62,63,65,66

Splits (4): 1956,57,60,61

STADIUMS: Memorial 9-8-1 Hoosier/RCA 1-0 Green Bay City/Lambeau 3-6 County 5-5

COLTS vs. HOUSTON		Record: 7-7	Home: 5-4	Away: 2-3
Points-Allowed: 357-301	Home: 255-184	Away: 102-117	LG Streaks: Won 3, Lost 3	
1970 24 - 20 W	1980 16 - 21 L	1986 17 - 31 L	1992 10 - 20 L	
1973 27 - 31 L	1983 20 - 10 W	1987 51 - 27 W	1994 45 - 21 W	
1976 38 - 14 W	1984 35 - 21 W	1988 14 - 17 L*		
1979 16 - 28 L	1985 34 - 16 W	1990 10 - 24 L		

STADIUMS: Memorial 2-2 Hoosier/RCA 3-2 Astrodome 2-3

COLTS vs. JACKSONVILLE		Record: 1-0	Home: 0-0	Away: 1-0
Points-Allowed: 41-31	Home: 0-0	Away: 41-31	LG Streaks: Won 1	
1995 41 - 31 W				

STADIUMS: Jacksonville Municipal 1-0

RESULTS

COLTS vs. KANSAS CITY		Record: 5-6	Home: 2-3	Away: 3-3
Points-Allowed: 185-220		Home: 110-125	Away: 75-95	LG Streaks: Won 2, Lost 2
1970 24 - 44 L	1977 17 - 6 W	1980 31 - 24 - W	1990 23 - 19 W	
1972 10 - 24 L	1979 0 - 14 L	1980 28 - 38 L	1995 10 - 7 W	
1975 28 - 14 W	1979 7 - 10 L	1985 7 - 20 L		

Sweeps: Chiefs (1): 1979

Splits (1): 1980

STADIUMS: Memorial 1-3 Hoosier/RCA 1-0 Arrowhead 3-3

COLTS vs. MIAMI		Record: 17-36	Home: 10-16	Away: 7-20
Points-Allowed: 845-1201		Home: 440-533	Away: 405-668	LG Streaks: Won 5, Lost 14
1970 35 - 0 W	1977 45 - 28 W	1984 7 - 44 L	1991 6 - 17 L	
1970 17 - 34 L	1977 6 - 17 L	1984 17 - 35 L	1991 6 - 10 L	
1971 14 - 17 L	1978 0 - 42 L	1985 13 - 30 L	1992 31 - 20 W	
1971 14 - 3 W	1978 8 - 26 L	1985 20 - 34 L	1992 0 - 28 L	
1971 0 - 21 L	1979 0 - 19 L	1986 10 - 30 L	1993 20 - 24 L	
1972 0 - 23 L	1979 24 - 28 L	1986 13 - 17 L	1993 27 - 41 L	
1972 0 - 16 L	1980 30 - 17 W	1987 10 - 23 L	1994 21 - 22 L	
1973 0 - 44 L	1980 14 - 24 L	1987 40 - 21 W	1994 10 - 6 W	
1973 16 - 3 W	1981 28 - 31 L	1988 15 - 13 W	1995 27 - 24 W*	
1974 7 - 17 L	1981 10 - 27 L	1988 31 - 28 W	1995 36 - 28 W	
1974 16 - 17 L	1982 20 - 24 L	1989 13 - 19 L		
1975 33 - 17 W	1982 7 - 34 L	1989 42 - 13 W		
1975 10 - 7 W*	1983 7 - 21 L	1990 7 - 27 L		
1976 28 - 14 W	1983 0 - 37 L	1990 17 - 23 L		
1976 17 - 16 W				

Sweeps: Colts (4): 1975,76,88,95 Dolphins (13): 1972,74,78,79,81-86,90,91,93

Splits (9): 1970,71,73,77,80,87,89,92,94

STADIUMS: Memorial 6-8 Hoosier/RCA 4-8 Orange Bowl 3-15 Joe Robbie 4-5

COLTS vs. MINNESOTA		Record: 12-6-1	Home: 8-0	Away: 4-6-1
Points-Allowed: 478-384		Home: 234-130	Away: 244-254	LG Streaks: Won 5, Lost 4
1961 34 - 33 W	1963 41 - 10 W	1966 38 - 23 W	1969 14 - 52 L	
1961 20 - 28 L	1964 24 - 34 L	1966 20 - 17 W	1971 3 - 10 L	
1962 34 - 7 W	1964 17 - 14 W	1967 20 - 20 T	1982 10 - 13 L	
1962 42 - 17 W	1965 35 - 16 W	1968 21 - 9 W	1988 3 - 12 L	
1963 37 - 34 W	1965 41 - 21 W	1968 24 - 14 W		

Sweeps: Colts (4): 1962,63,65,66

Splits (2): 1961,64

STADIUMS: Memorial 8-0 Metropolitan 4-4-1 HHH Metrodome 0-2

COLTS vs. NEW ENGLAND		Record: 22-29	Home: 12-14	Away: 10-15
Points-Allowed: 917-1129		Home: 529-552	Away: 388-577	LG Streaks: Won 3, Lost 6
1970 14 - 6 W	1977 3 - 17 L	1984 17 - 50 L	1991 7 - 16 L	
1970 27 - 3 W	1977 30 - 24 W	1984 10 - 16 L	1991 17 - 23 L*	
1971 23 - 3 W	1978 34 - 27 W	1985 15 - 34 L	1992 34 - 37 L*	
1971 17 - 21 L	1978 14 - 35 L	1985 31 - 38 L	1992 6 - 0 W	
1972 24 - 17 W	1979 31 - 26 W	1986 3 - 33 L	1993 9 - 6 W	
1972 31 - 0 W	1979 21 - 50 L	1986 21 - 30 L	1993 0 - 38 L	
1973 16 - 24 L	1980 21 - 37 L	1987 30 - 16 W	1994 10 - 12 L	
1973 18 - 13 W	1980 21 - 47 L	1987 0 - 24 L	1994 13 - 28 L	
1974 3 - 42 L	1981 29 - 28 W	1988 17 - 21 L	1995 24 - 10 W	
1974 17 - 27 L	1981 23 - 21 W	1988 24 - 21 W	1995 10 - 7 W	
1975 10 - 21 L	1982 13 - 24 L	1989 20 - 23 L*		
1975 34 - 21 W	1983 29 - 23 W*	1989 16 - 22 L		
1976 27 - 13 W	1983 12 - 7 W	1990 14 - 16 L		
1976 14 - 21 L		1990 13 - 10 W		

Sweeps: Colts (5): 1970,72,81,83,95 Patriots (8): 1974,80,84-86,89,91,94

Splits (12): 1971,73,75-79,87,88,90,92,93

STADIUMS: Memorial 8-6 Hoosier/RCA 4-8 Harvard 1-0 Schaefer/Sullivan/Foxboro 9-15

COLTS vs. NEW ORLEANS		Record: 3-3	Home: 2-1	Away: 1-2
Points-Allowed: 108-105		Home: 58-37	Away: 50-68	LG Streaks: Won 3, Lost 3
1967 30 - 10 W	1973 14 - 10 W	1989 6 - 41 L		
1969 30 - 10 W	1986 14 - 17 L	1995 14 - 17 L		

STADIUMS: Memorial 2-0 Hoosier/RCA 0-1 Tulane 1-0 Louisiana Superdome 0-2

COLTS vs. NEW YORK GIANTS		Record: 7-5	Home: 2-2	Away: 5-3
Points-Allowed: 252-183		Home: 86-91	Away: 166-92	LG Streaks: Won 4, Lost 2
1954 20 - 14 W	1958 23 - 17 W*	1968 26 - 0 W	1979 31 - 7 W	
1955 7 - 17 L	1959 31 - 16 W	1971 31 - 7 W	1990 7 - 24 L	
1958 21 - 24 L	1963 28 - 37 L	1975 21 - 0 W	1993 6 - 20 L	

STADIUMS: Memorial 2-1 Hoosier/RCA 0-1 Polo Grounds 0-1 Yankee 3-1 Shea 1-0 Giants 1-1

RESULTS

COLTS vs. NEW YORK JETS		Record: 30-22	Home: 14-11	Away: 16-10	Neutral: 0-1		
Points-Allowed: 1005-1013		Home: 532-511	Away: 473-502	LG Streaks: Won 6, Lost 4			
1968	7 - 16 L	1977	20 - 12 W	1985	20 - 25 L	1992	6 - 3 W*
1970	29 - 22 W	1977	33 - 12 W	1985	17 - 35 L	1992	10 - 6 W
1970	35 - 20 W	1978	10 - 33 L	1986	7 - 26 L	1993	17 - 31 L
1971	22 - 0 W	1978	16 - 24 L	1986	16 - 31 L	1993	9 - 6 W
1971	14 - 13 W	1979	10 - 8 W	1987	6 - 0 W	1994	6 - 16 L
1972	34 - 44 L	1979	17 - 30 L	1987	19 - 14 W	1994	28 - 25 W
1972	20 - 24 L	1980	17 - 14 W	1988	38 - 14 W	1995	27 - 24 W*
1973	10 - 34 L	1980	35 - 21 W	1988	16 - 34 L	1995	17 - 10 W
1973	17 - 20 L	1981	14 - 41 L	1989	17 - 10 W		
1974	35 - 20 W	1981	0 - 25 L	1989	27 - 10 W		
1974	38 - 45 L	1982	0 - 37 L	1990	17 - 14 W		
1975	45 - 28 W	1983	17 - 14 W	1990	29 - 21 W		
1975	52 - 19 W	1983	6 - 10 L	1991	6 - 17 L		
1976	20 - 0 W	1984	14 - 23 L	1991	28 - 27 W		
1976	33 - 16 W	1984	9 - 5 W				

Sweeps: Colts (11): 1970,71,75-77,80,87,89,90,92,95 Jets (6): 1972,73,78,81,85,86
 Splits (8): 1974,79,83,84,88,91,93,94

STADIUMS: Memorial 7-6 Hoosier/RCA 7-5 Shea 7-6 Giants 9-4 Orange Bowl 0-1

COLTS vs. OAKLAND		Record: 3-6	Home: 1-3	Away: 2-3	Neutral: 0-0		
Points-Allowed: 190-224		Home: 99-119	Away: 91-105	LG Streaks: Won 2, Lost 4			
1970	27 - 17 W	1973	21 - 34 L	1977	31 - 37 L*	1986	30 - 24 W
1971	37 - 14 W	1975	20 - 31 L	1984	7 - 21 L	1991	0 - 16 L
						1995	17 - 30 L

STADIUMS: Memorial 1-3 Oakland/Alameda County 1-1 LA Memorial Coliseum 1-2

RAIDERS: Los Angeles 1982-94

COLTS vs. PHILADELPHIA		Record: 7-6	Home: 3-2	Away: 3-4	Neutral: 1-0		
Points-Allowed: 239-270		Home: 111-91	Away: 128-179	LG Streaks: Won 5, Lost 3			
1953	14 - 45 L	1969	24 - 20 W	1981	13 - 38 L	1993	10 - 20 L
1965	34 - 24 W	1970	29 - 10 W	1983	22 - 21 W		
1966	20 - 14 W	1974	10 - 30 L	1984	7 - 16 L		
1967	38 - 6 W	1978	14 - 17 L	1990	24 - 23 W		

STADIUMS: Memorial 3-1 Hoosier/RCA 0-1 Connie Mack 0-1 Franklin Field 1-0
 Veterans 2-3 Orange Bowl 1-0

COLTS vs. PITTSBURGH		Record: 4-14	Home: 3-5	Away: 1-9	Neutral: 0-0		
Points-Allowed: 280-446		Home: 142-182	Away: 138-264	LG Streaks: Won 2, Lost 6			
1957	13 - 19 L	1976	14 - 40 L	1983	13 - 24 L	1992	14 - 30 L
1968	41 - 7 W	1977	31 - 21 W	1984	17 - 16 W	1994	21 - 31 L
1971	34 - 21 W	1978	13 - 35 L	1985	3 - 45 L	1995	16 - 20 L
1974	0 - 30 L	1979	13 - 17 L	1987	7 - 21 L		
1975	10 - 28 L	1980	17 - 20 L	1991	3 - 21 L		

STADIUMS: Memorial 2-4 Hoosier/RCA 1-1 Pitt 1-0 Three Rivers 0-9

COLTS vs. ST. LOUIS RAMS		Record: 21-16-2	Home: 13-5-2	Away: 8-11	Neutral: 0-0		
Points-Allowed: 824-836		Home: 493-416	Away: 331-420	LG Streaks: Won 6, Lost 3			
1953	13 - 21 L	1958	34 - 7 W	1963	16 - 17 L	1968	27 - 10 W
1953	2 - 45 L	1958	28 - 30 L	1963	19 - 16 W	1968	28 - 24 W
1954	0 - 48 L	1959	35 - 21 W	1964	35 - 20 W	1969	20 - 27 L
1954	22 - 21 W	1959	45 - 26 W	1964	24 - 7 W	1969	13 - 7 W
1955	17 - 17 T	1960	31 - 17 W	1965	35 - 20 W	1971	24 - 17 W
1955	14 - 20 L	1960	3 - 10 L	1965	20 - 17 W	1975	13 - 24 L
1956	56 - 21 W	1961	27 - 24 W	1966	17 - 3 W	1986	7 - 24 L
1956	7 - 31 L	1961	17 - 34 L	1966	7 - 23 L	1989	17 - 31 L
1957	31 - 14 W	1962	30 - 27 W	1967	24 - 24 T	1995	21 - 18 W
1957	21 - 37 L	1962	14 - 2 W	1967	10 - 34 L		

Sweeps: Colts (4): 1959,62,65,68 Rams (2): 1953,64

Splits (9): 1954,56-58,60,61,63,66,69

STADIUMS: Memorial 12-4-2 Hoosier/RCA 1-1 LA Memorial Coliseum 8-10 Anaheim 0-1
 RAMS: Los Angeles 1953-94

COLTS vs. SAN DIEGO		Record: 6-10	Home: 1-8	Away: 5-2	Neutral: 0-0		
Points-Allowed: 258-367		Home: 108-235	Away: 150-132	LG Streaks: Won 3, Lost 5			
1970	16 - 14 W	1982	26 - 44 L	1987	20 - 7 W	1992	0 - 26 L
1972	20 - 23 L	1984	10 - 38 L	1988	16 - 0 W	1993	0 - 31 L
1976	37 - 21 W	1986	3 - 17 L	1989	10 - 6 W	1995	24 - 27 L
1981	14 - 43 L	1987	13 - 16 L	1992	14 - 34 L	1995	35 - 20 W

Sweeps: Chargers (1): 1992

Splits (1): 1987

STADIUMS: Memorial 0-2 Hoosier/RCA 1-6 Jack Murphy 5-2

RESULTS

COLTS vs. SAN FRANCISCO

Record: 22-16

Home: 13-6

Away: 9-10

Points-Allowed: 893-745

Home: 494-351

Away: 399-394

LG Streaks:

Won 13, Lost 5

1953	21 - 38	L	1958	35 - 27	W	1963	20 - 14	W	1968	27 - 10	W
1953	14 - 45	L	1958	12 - 21	L	1963	20 - 3	W	1968	42 - 14	W
1954	17 - 13	W	1959	45 - 14	W	1964	37 - 7	W	1969	21 - 24	L
1954	7 - 10	L	1959	34 - 14	W	1964	14 - 3	W	1969	17 - 20	L
1955	26 - 14	W	1960	22 - 30	L	1965	27 - 24	W	1972	21 - 24	L
1955	24 - 35	L	1960	10 - 34	L	1965	34 - 28	W	1986	14 - 35	L
1956	17 - 20	L	1961	20 - 17	W	1966	36 - 14	W	1989	24 - 30	L
1956	17 - 30	L	1961	27 - 24	W	1966	30 - 14	W	1995	18 - 17	W
1957	27 - 21	W	1962	13 - 21	L	1967	41 - 7	W			
1957	13 - 17	L	1962	23 - 3	W	1967	26 - 9	W			

Sweeps: Colts (8): 1959,61,63-68 49ers (4): 1953,56,60,69

Splits (5): 1954,55,57,58,62

STADIUMS: Memorial 12-5 Hoosier/RCA 1-1 Kezar 9-8 Candlestick Park 0-2

COLTS vs. SEATTLE

Record: 4-1

Home: 1-0

Away: 3-1

Points-Allowed: 97-93

Home: 17-15

Away: 80-78

LG Streaks:

Won 2, Lost 1

1977 29 - 14 W

1978 17 - 14 W

1991 3 - 31 L

1994 17 - 15 W

1994 31 - 19 W

Sweeps: Colts (1): 1994

STADIUMS: Hoosier/RCA 1-0 Kingdome 3-1

COLTS vs. TAMPA BAY

Record: 5-3

Home: 3-1

Away: 2-2

Points-Allowed: 195-161

Home: 127-83

Away: 68-78

LG Streaks:

Won 3, Lost 1

1976 42 - 17 W

1985 31 - 23 W

1988 35 - 31 W

1992 24 - 14 W

1979 26 - 29 L*

1987 24 - 6 W

1991 3 - 17 L

1994 10 - 24 L

STADIUMS: Memorial 1-1 Hoosier/RCA 2-0 Tampa 2-2

COLTS vs. WASHINGTON

Record: 16-8

Home: 11-3

Away: 5-5

Points-Allowed: 607-451

Home: 371-247

Away: 236-204

LG Streaks:

Won 9, Lost 2

1953 27 - 17 W

1959 24 - 27 L

1965 38 - 7 W

1978 21 - 17 W

1954 21 - 24 L

1960 20 - 0 W

1966 37 - 10 W

1981 14 - 38 L

1955 13 - 14 L

1961 27 - 6 W

1967 17 - 13 W

1984 7 - 35 L

1956 19 - 17 W

1962 34 - 21 W

1969 41 - 17 W

1990 35 - 28 W

1957 21 - 17 W

1963 36 - 20 W

1973 14 - 22 L

1993 24 - 30 L

1958 35 - 10 W

1964 45 - 17 W

1977 10 - 3 W

1994 27 - 41 L

STADIUMS: Memorial 10-1 Hoosier/RCA 1-2 Griffith 1-2 D.C./RFK 4-3

RECORDS

COLTS ALL-TIME RECORDS IN STADIUMS

MEMORIAL HOOSIER/RCA

COLTS	STADIUM	HOME	ROAD SITES	TOTAL
Arizona	3-3-0	1-1	Busch Memorial Stadium	5-6-0
Atlanta	3-0-0	1-0	Grant Field	10-0-0
Buffalo	5-7-1	7-5	War Memorial	22-28-1
Carolina	0-0-0	0-0	Clemson Memorial Stadium	0-1-0
Chicago	11-6-0	0-2	Wrigley Field	21-16-0
Cincinnati	3-3-0	0-2	Riverfront Stadium	10-6-0
Cleveland	1-5-0	3-3	Municipal Stadium	9-15-0
Dallas	1-2-0	0-1	Cotton Bowl	4-7-0
Denver	1-2-0	1-2	Millie High Stadium	2-9-0
Detroit	8-8-1	1-1	Tiger Stadium	17-17-2
Green Bay	9-8-1	1-0	Green Bay City Field	18-19-1
Houston	2-2-0	3-2	Astrodome	7-7-0
Jacksonville	0-0-0	0-0	Jacksonville Mun. Stadium	1-0-0
Kansas City	1-3-0	1-0	Arrowhead Stadium	5-6-0
Milani	6-8-0	4-8	Orange Bowl	17-36-0
Minnesota	8-0-0	0-0	Metropolitan Stadium	12-6-1
New England	8-6-0	4-8	Harvard Stadium	22-29-0
New Orleans	2-0-0	0-1	Tulane Stadium	3-3-0
New York Giants	2-1-0	0-1	Polo Grounds	7-5-0
New York Jets	7-6-0	7-5	Shea Stadium	30-22-0
Oakland Raiders	1-3-0	0-0	Oak./Alameda Cty. Coliseum	3-6-0
Philadelphia	3-1-0	0-1	Connie Mack Stadium	7-6-0
Pittsburgh	2-4-0	1-1	Pitt Stadium	4-14-0
St. Louis Rams	12-4-2	1-1	Memorial Coliseum	21-16-2
San Diego	0-2-0	1-6	Jack Murphy Stadium	6-10-0
San Francisco	12-5-0	1-1	Kingdome	22-16-0
Seattle	0-0-0	1-0	Kingdome	4-1-0
Tampa Bay	1-1-0	2-0	Tampa Stadium	5-3-0
Washington	10-1-0	1-2	Griffith Stadium	16-8-0

TOTAL:

RECORDS

POINTS (COLTS-OPPONENTS)

Memorial Stadium	122-91-5	5,071-4,347
Hoosier/RCA Dome	42-54-0	1,738-2,005
HOME WON-LOSS-TIED	164-145-5	6,809-6,352
Opposing Sites	143-172-2	5,874-6,722
Neutral Fields	3-1-0	78-46
WON-LOSS-TIED	310-318-7	12,761-13,120

*Neutral Fields (2 Playoff Bowls-2 Super Bowls)

RFK Stadium • 1-3

SCHEDULES

NFL 1996 PRESEASON SCHEDULE

(All times local except Tokyo, which is ET)

SATURDAY, JULY 27

Hall of Fame at Canton, Ohio	
Indianapolis vs. New Orleans	2:30 p.m.
American Bowl '96 at Tokyo	
Pittsburgh vs. San Diego	10:00 p.m.
Oakland at Dallas	8:00 p.m.

FIRST WEEKEND

FRIDAY, AUGUST 2

New England at Green Bay	7:00 p.m.
New Orleans at Detroit	7:30 p.m.
New York Giants at Jacksonville	8:00 p.m.
Oakland at Arizona	7:00 p.m.
Washington at Buffalo	7:30 p.m.

SATURDAY, AUGUST 3

INDIANAPOLIS AT CINCINNATI	7:30 p.m.
St. Louis at Pittsburgh	6:00 p.m.
Atlanta at Seattle	7:00 p.m.
Chicago at Carolina	7:30 p.m.
Denver at San Francisco	1:00 p.m.
Houston vs. New York Jets	
at Jackson, Miss.	7:00 p.m.
Philadelphia at Baltimore	7:30 p.m.
San Diego at Minnesota	7:00 p.m.
Tampa Bay at Miami	7:00 p.m.

MONDAY, AUGUST 5

American Bowl '96 at Monterrey, Mexico	
Dallas vs. Kansas City	7:00 p.m.

SECOND WEEKEND

THURSDAY, AUGUST 8

Buffalo at Minnesota	7:00 p.m.
New York Jets at Philadelphia	7:30 p.m.
Seattle at Oakland	5:00 p.m.

FRIDAY, AUGUST 9

Jacksonville at St. Louis	7:00 p.m.
Washington at Detroit	7:30 p.m.

SATURDAY, AUGUST 10

INDIANAPOLIS AT HOUSTON	7:00 p.m.
Atlanta at Tampa Bay	7:30 p.m.
Baltimore at New York Giants	1:00 p.m.
Carolina at Denver	6:00 p.m.
Cincinnati at Arizona	7:30 p.m.
New Orleans at Kansas City	7:00 p.m.
San Diego at San Francisco	5:00 p.m.

SUNDAY, AUGUST 11

Miami at Chicago	12:00 p.m.
Pittsburgh at Green Bay	7:00 p.m.

MONDAY, AUGUST 12

New England at Dallas	7:00 p.m.
-----------------------	-----------

THIRD WEEKEND

THURSDAY, AUGUST 15

Oakland at Atlanta	8:00 p.m.
--------------------	-----------

FRIDAY, AUGUST 16

Cincinnati at Washington	8:00 p.m.
Detroit at Houston	7:00 p.m.

SATURDAY, AUGUST 17

SEATTLE AT INDIANAPOLIS	7:00 p.m.
Arizona at San Diego	7:00 p.m.
Buffalo at Carolina	7:30 p.m.
Chicago at New Orleans	7:00 p.m.
Denver at Dallas	7:00 p.m.
Green Bay at Baltimore	7:00 p.m.
New York Giants at New York Jets	8:00 p.m.
St. Louis at Kansas City	7:00 p.m.
Tampa Bay at Pittsburgh	6:00 p.m.

SUNDAY, AUGUST 18

Philadelphia at New England	1:00 p.m.
San Francisco at Jacksonville	8:00 p.m.

MONDAY, AUGUST 19

Minnesota at Miami	8:00 p.m.
--------------------	-----------

FOURTH WEEKEND

THURSDAY, AUGUST 22

Kansas City at Chicago	7:00 p.m.
------------------------	-----------

FRIDAY, AUGUST 23

Arizona at Atlanta	7:30 p.m.
Baltimore at Buffalo	7:30 p.m.
Carolina at New York Giants	8:00 p.m.
Detroit at Cincinnati	7:30 p.m.
Jacksonville at Denver	6:00 p.m.
Miami at Tampa Bay	7:30 p.m.
Minnesota at New Orleans	7:00 p.m.
New York Jets at Oakland	7:00 p.m.
Pittsburgh at Philadelphia	7:30 p.m.
San Diego at St. Louis	7:00 p.m.
San Francisco at Seattle	7:00 p.m.
Washington at New England	8:00 p.m.

SATURDAY, AUGUST 24

GREEN BAY AT INDIANAPOLIS	7:00 p.m.
Dallas vs. Houston	
at Orlando, Fla.	6:30 p.m.

1996 NATIONAL FOOTBALL LEAGUE SCHEDULE

(All times local)

SUNDAY, SEPTEMBER 1 (1ST WEEKEND) (NBC)

ARIZONA AT INDIANAPOLIS	12:00
Atlanta at Carolina	1:00
Cincinnati at St. Louis	12:00
Detroit at Minnesota	12:00
Green Bay at Tampa Bay	4:00
Kansas City at Houston	12:00
New England at Miami	4:00
New Orleans at San Francisco	1:00
New York Jets at Denver	2:00
Oakland at Baltimore	1:00
Philadelphia at Washington	1:00
Pittsburgh at Jacksonville	1:00
Seattle at San Diego	1:00
Buffalo at New York Giants	8:00

MONDAY, SEPTEMBER 2

Dallas at Chicago	8:00
-------------------	------

SUNDAY, SEPTEMBER 8 (2ND WEEKEND) (FOX)

INDIANAPOLIS AT NEW YORK JETS	1:00
Baltimore at Pittsburgh	1:00
Carolina at New Orleans	12:00
Chicago at Washington	1:00
Cincinnati at San Diego	1:00
Denver at Seattle	1:00
Houston at Jacksonville	1:00
Minnesota at Atlanta	1:00
New England at Buffalo	1:00
New York Giants at Dallas	3:00
Oakland at Kansas City	12:00
St. Louis at San Francisco	1:00
Tampa Bay at Detroit	1:00
Miami at Arizona	5:00

MONDAY, SEPTEMBER 9

Philadelphia at Green Bay	8:00
---------------------------	------


SCHEDULES

SUNDAY, SEPTEMBER 15 (3RD WEEKEND) (NBC) (OPEN DATES: CAROLINA, ATLANTA, ST. LOUIS, SAN FRANCISCO)		St. Louis at Carolina	1:00
INDIANAPOLIS AT DALLAS	3:00	Washington at New England	1:00
Arizona at New England	1:00	MONDAY, OCTOBER 14	
Baltimore at Houston	12:00	San Francisco at Green Bay	8:00
Detroit at Philadelphia	1:00	THURSDAY, OCTOBER 17 (8TH WEEKEND) (NBC) (OPEN DATES: CHICAGO, DETROIT, GREEN BAY, MINNESOTA)	
Jacksonville at Oakland	1:00	Seattle at Kansas City	7:00
Kansas City at Seattle	1:00	SUNDAY, OCTOBER 20	
Minnesota at Chicago	12:00	NEW ENGLAND AT INDIANAPOLIS	12:00
New Orleans at Cincinnati	1:00	Atlanta at Dallas	12:00
New York Jets at Miami	1:00	Baltimore at Denver	2:00
San Diego at Green Bay	12:00	Buffalo at New York Jets	4:00
Washington at New York Giants	4:00	Cincinnati at San Francisco	1:00
Tampa Bay at Denver	6:00	Jacksonville at St. Louis	3:00
MONDAY, SEPTEMBER 16		Miami at Philadelphia	1:00
Buffalo at Pittsburgh	9:00	New Orleans at Carolina	1:00
SUNDAY, SEPTEMBER 22 (4TH WEEKEND) (FOX) (OPEN DATES: BALTIMORE, CINCINNATI, HOUSTON, PITTSBURGH)		New York Giants at Washington	1:00
Arizona at New Orleans	12:00	Pittsburgh at Houston	3:00
Chicago at Detroit	4:00	Tampa Bay at Arizona	1:00
Dallas at Buffalo	4:00	MONDAY, OCTOBER 21	
Denver at Kansas City	12:00	Oakland at San Diego	6:00
Green Bay at Minnesota	12:00	SUNDAY, OCTOBER 27 (9TH WEEKEND) (FOX) (OPEN DATES: NEW ORLEANS, OAKLAND)	
Jacksonville at New England	4:00	INDIANAPOLIS AT WASHINGTON	1:00
New York Giants at New York Jets	1:00	Carolina at Philadelphia	1:00
San Diego at Oakland	1:00	Dallas at Miami	4:00
San Francisco at Carolina	1:00	Jacksonville at Cincinnati	1:00
Seattle at Tampa Bay	1:00	Kansas City at Denver	2:00
Washington at St. Louis	12:00	New York Giants at Detroit	1:00
Philadelphia at Atlanta	8:00	New York Jets at Arizona	2:00
MONDAY, SEPTEMBER 23		Pittsburgh at Atlanta	1:00
MIAMI AT INDIANAPOLIS	8:00	St. Louis at Baltimore	1:00
SUNDAY, SEPTEMBER 29 (5TH WEEKEND) (FOX) (OPEN DATES: BUFFALO, INDIANAPOLIS, MIAMI, NEW ENGLAND)		San Diego at Seattle	1:00
Atlanta at San Francisco	1:00	San Francisco at Houston	12:00
Carolina at Jacksonville	1:00	Tampa Bay at Green Bay	12:00
Denver at Cincinnati	1:00	Buffalo at New England	8:00
Detroit at Tampa Bay	1:00	MONDAY, OCTOBER 28	
Green Bay at Seattle	1:00	Chicago at Minnesota	8:00
Houston at Pittsburgh	1:00	SUNDAY, NOVEMBER 3 (10TH WEEKEND) (NBC) (OPEN DATES: JACKSONVILLE, NY JETS)	
Kansas City at San Diego	1:00	SAN DIEGO AT INDIANAPOLIS	1:00
Minnesota at New York Giants	1:00	Arizona at New York Giants	1:00
New Orleans at Baltimore	1:00	Carolina at Atlanta	1:00
Oakland at Chicago	12:00	Cincinnati at Baltimore	1:00
St. Louis at Arizona	1:00	Detroit at Green Bay	12:00
New York Jets at Washington	8:00	Houston at Seattle	1:00
MONDAY, SEPTEMBER 30		Kansas City at Minnesota	12:00
Dallas at Philadelphia	9:00	Miami at New England	4:00
SUNDAY, OCTOBER 6 (6TH WEEKEND) (NBC) (OPEN DATES: ARIZONA, DALLAS, NY GIANTS, PHILADELPHIA, TAMPA BAY, WASHINGTON)		Philadelphia at Dallas	12:00
INDIANAPOLIS AT BUFFALO	4:00	St. Louis at Pittsburgh	1:00
Atlanta at Detroit	1:00	Tampa Bay at Chicago	12:00
Carolina at Minnesota	12:00	Washington at Buffalo	4:00
Green Bay at Chicago	12:00	San Francisco at New Orleans	7:00
Jacksonville at New Orleans	3:00	MONDAY, NOVEMBER 4	
New England at Baltimore	1:00	Denver at Oakland	6:00
Oakland at New York Jets	1:00	SUNDAY, NOVEMBER 10 (11TH WEEKEND) (FOX)	
San Diego at Denver	2:00	INDIANAPOLIS AT MIAMI	1:00
San Francisco at St. Louis	3:00	Arizona at Washington	1:00
Seattle at Miami	1:00	Atlanta at St. Louis	12:00
Houston at Cincinnati	8:00	Baltimore at Jacksonville	4:00
MONDAY, OCTOBER 7		Buffalo at Philadelphia	1:00
Pittsburgh at Kansas City	8:00	Chicago at Denver	2:00
SUNDAY, OCTOBER 13 (7TH WEEKEND) (FOX) (OPEN DATES: DENVER, KANSAS CITY, SAN DIEGO, SEATTLE)		Dallas at San Francisco	1:00
BALTIMORE AT INDIANAPOLIS	7:00	Green Bay at Kansas City	12:00
Arizona at Dallas	12:00	Houston at New Orleans	12:00
Chicago at New Orleans	12:00	Minnesota at Seattle	1:00
Cincinnati at Pittsburgh	1:00	New England at New York Jets	1:00
Detroit at Oakland	1:00	Oakland at Tampa Bay	1:00
Houston at Atlanta	1:00	Pittsburgh at Cincinnati	1:00
Miami at Buffalo	1:00	New York Giants at Carolina	8:00
Minnesota at Tampa Bay	1:00	MONDAY, NOVEMBER 11	
New York Jets at Jacksonville	1:00	Detroit at San Diego	6:00
Philadelphia at New York Giants	4:00	SUNDAY, NOVEMBER 17 (12TH WEEKEND) (NBC)	
		NEW YORK JETS AT INDIANAPOLIS	1:00
		Baltimore at San Francisco	1:00
		Carolina at St. Louis	12:00
		Chicago at Kansas City	12:00

SCHEDULES

Cincinnati at Buffalo	1:00	Buffalo at Seattle	1:00
Denver at New England	1:00	Carolina at San Francisco	1:00
Jacksonville at Pittsburgh	1:00	Dallas at Arizona	2:00
Miami at Houston	3:00	Denver at Green Bay	12:00
New Orleans at Atlanta	1:00	Jacksonville at Houston	12:00
New York Giants at Arizona	2:00	New York Giants at Miami	1:00
Seattle at Detroit	1:00	New York Jets at New England	4:00
Tampa Bay at San Diego	1:00	St. Louis at Chicago	12:00
Washington at Philadelphia	1:00	San Diego at Pittsburgh	1:00
Minnesota at Oakland	5:00	Washington at Tampa Bay	1:00
MONDAY, NOVEMBER 18		Minnesota at Detroit	8:00
Green Bay at Dallas	8:00	MONDAY, DECEMBER 9	
SUNDAY, NOVEMBER 24 (13TH WEEKEND) (FOX)		Kansas City at Oakland	6:00
INDIANAPOLIS AT NEW ENGLAND	1:00	SATURDAY, DECEMBER 14 (16TH WEEKEND)	
Atlanta at Cincinnati	1:00	Philadelphia at New York Jets	12:30
Carolina at Houston	12:00	San Diego at Chicago	3:00
Dallas at New York Giants	4:00	SUNDAY, DECEMBER 15	(NBC)
Denver at Minnesota	12:00	INDIANAPOLIS AT KANSAS CITY	12:00
Detroit at Chicago	12:00	Baltimore at Carolina	1:00
Jacksonville at Baltimore	1:00	Cincinnati at Houston	12:00
New Orleans at Tampa Bay	1:00	Green Bay at Detroit	1:00
New York Jets at Buffalo	1:00	New England at Dallas	12:00
Oakland at Seattle	1:00	New Orleans at New York Giants	1:00
Philadelphia at Arizona	2:00	Oakland at Denver	2:00
San Diego at Kansas City	12:00	St. Louis at Atlanta	1:00
San Francisco at Washington	1:00	San Francisco at Pittsburgh	1:00
Green Bay at St. Louis	7:00	Tampa Bay at Minnesota	12:00
MONDAY, NOVEMBER 25		Washington at Arizona	2:00
Pittsburgh at Miami	9:00	Seattle at Jacksonville	8:00
THURSDAY, NOVEMBER 28 (14TH WEEKEND)		MONDAY, DECEMBER 16	
Kansas City at Detroit	12:30	Buffalo at Miami	9:00
Washington at Dallas	3:00	SATURDAY, DECEMBER 21 (17TH WEEKEND)	
SUNDAY, DECEMBER 1	(NBC)	New England at New York Giants	12:30
BUFFALO AT INDIANAPOLIS	1:00	New Orleans at St. Louis	3:00
Arizona at Minnesota	12:00	SUNDAY, DECEMBER 22	(FOX)
Chicago at Green Bay	12:00	INDIANAPOLIS AT CINCINNATI	1:00
Cincinnati at Jacksonville	1:00	Arizona at Philadelphia	1:00
Houston at New York Jets	4:00	Atlanta at Jacksonville	1:00
Miami at Oakland	1:00	Chicago at Tampa Bay	1:00
New York Giants at Philadelphia	1:00	Dallas at Washington	4:00
Pittsburgh at Baltimore	1:00	Houston at Baltimore	1:00
St. Louis at New Orleans	3:00	Kansas City at Buffalo	1:00
Seattle at Denver	2:00	Miami at New York Jets	1:00
Tampa Bay at Carolina	1:00	Minnesota at Green Bay	12:00
New England at San Diego	5:00	Pittsburgh at Carolina	1:00
MONDAY, DECEMBER 2		Seattle at Oakland	1:00
San Francisco at Atlanta	9:00	Denver at San Diego	5:00
THURSDAY, DECEMBER 5 (15TH WEEKEND)		MONDAY, DECEMBER 23	
PHILADELPHIA AT INDIANAPOLIS	8:00	Detroit at San Francisco	6:00
SUNDAY, DECEMBER 8	(FOX)		
Atlanta at New Orleans	12:00		
Baltimore at Cincinnati	1:00		

NOTES



First down and the rest of your life to go.



Life is a sport. Drink it up.™

Gatorade® Thirst Quencher is the official sports beverage of NFL.



Guess
what coin
they'll be
tossing
at the start
of NFL™ games
this year?



Sprint is proud to announce that we've been named the Official Telecommunications Provider to the NFL™. But this is much more than a typical sponsorship, Sprint will actually be working behind the scenes this season, bringing the NFL™ the very latest telecommunications products and services. So, just as we've made life simpler for millions with our dime-a-minute rate, soon we'll be doing the same for the NFL™. 1-800-PIN DROP.



The Official Telecommunications Provider to the NFL™



<http://www.sprint.com> Dime-a-minute rate residential only, state-to-state calls, 7 PM.-7 A.M. and weekends. Call for details.

©1996 Sprint Communications Company L.P.