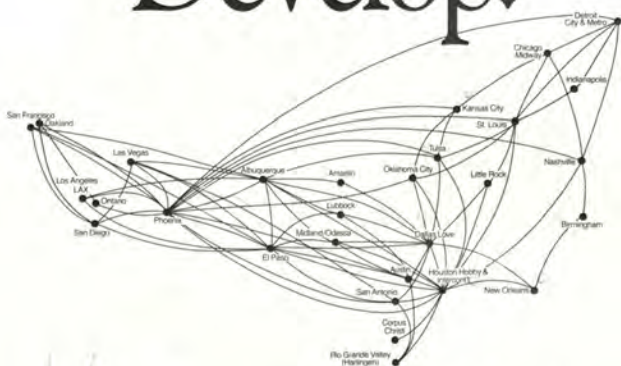


INDIANAPOLIS COLTSTM



1989 MEDIA GUIDE

The Older We Get, The More Lines We Develop.



After 18 years in business, Southwest Airlines is proud to serve more great destinations than ever before. With low everyday fares, convenient schedules and our famous hospitality. Next time you're ready to take off, call Southwest Airlines or your travel agent. And fly the airline that's growing on America.



**FLY  SOUTHWEST
AIRLINES®**



**INDIANAPOLIS COLTS
1989 SEASON SCHEDULE**

Date	Opponent	Time
PRESEASON		
Saturday, August 12	at New Orleans Saints	7:00 p.m.
Saturday, August 19	at Green Bay Packers	1:00 p.m.
Saturday, August 26	TAMPA BAY BUCCANEERS	7:30 p.m.
Saturday, September 2	DENVER BRONCOS	7:30 p.m.
REGULAR SEASON		
Sunday, September 10	SAN FRANCISCO 49ERS	12:00 p.m.
Sunday, September 17	at Los Angeles Rams	3:00 p.m.
Sunday, September 24	ATLANTA FALCONS	12:00 p.m.
Sunday, October 1	at New York Jets	12:00 p.m.
Sunday, October 8	BUFFALO BILLS	12:00 p.m.
Sunday, October 15	at Denver Broncos	3:00 p.m.
Sunday, October 22	at Cincinnati Bengals	12:00 p.m.
Sunday, October 29	NEW ENGLAND PATRIOTS	1:00 p.m.
Sunday, November 5	at Miami Dolphins	1:00 p.m.
Sunday, November 12	at Buffalo Bills	1:00 p.m.
Sunday, November 19	NEW YORK JETS	8:00 p.m.
Sunday, November 26	SAN DIEGO CHARGERS	1:00 p.m.
Sunday, December 3	at New England Patriots	1:00 p.m.
Sunday, December 10	CLEVELAND BROWNS	4:00 p.m.
Sunday, December 17	MIAMI DOLPHINS	1:00 p.m.
Sunday, December 24	at New Orleans Saints	1:00 p.m.

All Times Local to Indianapolis

INDEX

Alumni	117-121	Records:	
Biographies:		Attendance	128
Assistant Coaches	6-10	Seasonal	137-138
Bushofsky, Jack	11	Individual	128-132
Chernoff, Michael	4	Career	135-136
College Scouts	13	Team	132-135
Draft Choices	66-70	Results:	
Irsay, Jim	4	NFL Standings	162-169
Irsay, Robert	3	Preseason	147-148
Meyer, Ron	5-6	Review of 1988:	
Terpening, Bob	11	Game Summaries	73-87
Trainers	12	Statistics:	
Veteran Players	15-65	Individual	88-89
Building the Colts	72	94-96
Championship Games/		Team	90-93
Teams	110-115	Roster	insert
Colts Lasts	146	Schedule:	
Draft History	122-127	Colts	1
Facility	10	NFL	170-172
Hall of Fame Colts	104-107	Series Records	159-161
History of the Colts	97-103	Stadiums	158
Honors:		Top Single-Game Performances:	
All-Pro	108	Colts	138-140
Pro Bowl	109	Opponents	145
League Contacts	71	Travel Headquarters	14
Longest in Colts History	146	Year-by-Year Leaders	141-145

The Colts' logo and the name Indianapolis Colts are trademarks of the Indianapolis Colts, Inc.



DIRECTORY

INDIANAPOLIS COLTS ADMINISTRATION

FRONT OFFICE

Robert Irsay President and Treasurer
 James Irsay Vice President and General Manager
 Michael G. Chernoff Vice President and General Counsel
 Bob Terpening Assistant General Manager
 Kurt Humphrey Controller
 Pete Ward Director of Operations
 Craig Kelley Director of Public Relations
 Larry Hall Ticket Manager
 Keith Newton Assistant Director of Public Relations
 David Filar Purchasing Administrator
 Jon Scott Equipment Manager
 Chris Matlock Assistant Equipment Manager
 Marty Heckscher Video Director
 John Starliper Assistant Video Director

COACHING STAFF

Ron Meyer Head Coach
 Greg Briner Offensive Assistant
 Leon Burtnett Running Backs
 George Catavolos Secondary
 Milt Jackson Receivers
 Larry Kennan Offensive Coordinator
 Bill Muir Defensive Coordinator
 Dante Scarnecchia Offensive Line
 Brad Seely Special Teams
 Rick Venturi Linebackers
 Tom Zupancic Strength and Conditioning

PERSONNEL

Jack Bushofsky Director of Player Personnel
 Clyde Powers College Scout
 John Goeller College Scout
 Pat Mondock College Scout
 Mike Butler College Scout

MEDICAL STAFF

Hunter Smith Head Trainer
 Dave Hammer Assistant Trainer
 K. Donald Shelbourne Team Physician and Orthopedic Surgeon
 Arthur C. Rettig Orthopedic Surgeon

OFFICE STAFF

Barbara Allison General Manager Secretary
 Cathy Catellier Head Coach Secretary
 Mary Clugston Bookkeeper
 Annette Hill Ticket Office
 Pam Humphrey Public Relations
 Sue Kelly Personnel Secretary
 Traci Morgan Operations
 Kristie Von Ogden Receptionist
 Beverly Slater Bookkeeper
 Lisa Smith Coaching
 Kristen Willsey Ticket Office
 James Bass Building and Grounds
 Norm Mueller Mail Clerk/Office Assistant
 Mike Robinson Building and Grounds
 Skyler Webster Building and Grounds

INDIANAPOLIS COLTS

P.O. Box 535000
 Indianapolis, IN 46253
 (317) 297-2658—switchboard
 (317) 297-7000—ticket office

The Colts 1989 Media Guide was compiled by the Indianapolis Colts' Public Relations Department and is meant to serve as an information source for the media and NFL fans. Printing by Sport Graphics.



INDIANAPOLIS COLTS OFFICERS

ROBERT IRSAY

President and Treasurer

"The greatest thrill I've had in football was on April 2, 1984, when I walked into the Hoosier Dome with Mayor (Bill) Hudnut in front of all those fans," says Robert Irsay of the 20,000 people who showed up to welcome the Colts to Indianapolis. "It is my intention," Irsay continues, "for the Colts to be a vital contributing member of the greater Indianapolis community."



Irsay became owner of the Colts on July 26, 1972, when he traded his recently-acquired Los Angeles Rams to Carroll Rosenbloom for the Colt franchise. Irsay had purchased the Rams from the estate of Dan Reeves.

Irsay was born on March 5, 1923, in Chicago's northern "Bucktown" section. He worked his way through the University of Illinois, where he earned a Bachelor of Science degree in mechanical engineering. (While attending Illinois, he was an Illini football teammate of former Colt Alex Agase.)

From 1941 to 1945, he served in the United States Marine Corps., after which he worked for a mechanical contracting company in Chicago.

In 1952 he formed the Robert Irsay Company of Skokie, Ill. After building the business into one of the largest and most respected heating, ventilating and air conditioning companies in the world, Irsay sold his company to a firm listed on the New York Stock Exchange in 1971. He remained associated with the firm until 1978 when he formed Colt Construction and Development Co., and its affiliate, Colt Developers, Co., which are diversified construction and development companies.

Irsay is an active supporter of many charitable organizations. Among these are: Big Brothers, Little Sisters of the Poor, the Noble Center, Christamore House, Black Expo, the Mental Health Association and Cystic Fibrosis Foundation in Indianapolis; Foundation for Children with Learning Disabilities, New York, New York; Stritch School of Medicine at Loyola University in Chicago; and the Troubled Children's Foundation Center in Hialeah, Fla. He makes further donations through the Colts as a member of NFL Properties which dedicates a major portion of its earnings to NFL Charities.

Irsay has two sons, Tom (35) and Jim (30), the club's general manager.



OFFICERS

JIM IRSAY

Vice President and General Manager

Dedication: The best description of Jim Irsay's commitment to bringing winning football to the City of Indianapolis. Irsay has been involved in all aspects of the day-to-day operation of the Colts since joining the club in January of 1982. Jim was added to the personnel department in 1983 and took over as general manager in early 1984, following the Colts move to Indianapolis. The 30-year old Irsay was instrumental in the hiring of Ron Meyer as the Colts' head coach.



This past year, Irsay was chosen to serve on the National Football League's Pro-College Relations Committee.

Irsay received his bachelor's degree in broadcast journalism from Southern Methodist University, where he played linebacker for a year and a half as a walk-on, before an ankle injury ended his career. Jim was born on June 13, 1959 in Lincolnwood, Ill. He attended Loyola Academy in Wilmette, Ill., where he played golf, boxed and became an avid weight-conditioner.

Jim is an active member of the Indianapolis community and is involved with Big Brothers of Indianapolis. He is a corporate member of the Indiana Sports Corporation and he serves on the Board of Directors of the Noble Center for Retarded Citizens in Indianapolis. Jim and his wife, Meg, have three daughters, Carlie (8), Casey (6) and Kalen (2).

MICHAEL G. CHERNOFF

Vice President and General Counsel

Since March of 1975, Michael Chernoff has been vice president and general counsel for Robert Irsay's various business concerns including the Colt football team.

The Glencoe, Ill. native received his bachelor's degree from the University of Chicago in 1956 and then stayed on at Chicago to receive his Doctor of Law degree in 1959. Chernoff was in private practice until 1974 when he became vice president and general counsel to a Fortune 500 company, one year before joining Irsay. Chernoff's legal background includes extensive work in corporate law, securities, real estate and taxes. He has also played a key role in negotiating commercial, player and other contracts, including the contract which put the Colts in Indianapolis.

Chernoff, who resides in Chicago with his wife, Eunice, has three children, Susan, Steven and Robert.





RON MEYER

Head Coach

Looking for the final touch to cap a commitment of bringing winning football to Indianapolis, the Colts hired Ron Meyer as head coach on December 1, 1986.

What many believed would be a major overhauling of a talented, but struggling team turned out quite the opposite. Instead, Meyer stressed intangibles such as unity, spirit and attitude. He used his tactician's knowledge of the game. The result was three consecutive victories to close the 1986 season.



In becoming the first coach in Colts history to win his first three games, Meyer established a winning foundation which produced an AFC Eastern Divisional title in 1987 and a 9-7 mark in 1988.

Meyer has guided Indianapolis to a 21-13 regular season record since his arrival. Only one other AFC club has achieved a better record over that span. The divisional title for the club was its first in a decade, and Meyer gleaned recognition for his efforts by being selected AFC Coach of the Year by the Professional Football Writers Association, UPI, the Football News and the Kansas City Committee of 101.

Indianapolis opened the 1988 season slowly with a 1-5 record, but Meyer directed the Colts to eight wins in their last 10 games. The 8-2 mark was the best finish of any team in the league. Among the wins were six consecutive triumphs in the Hoosier Dome, the team's longest home winning streak in 13 seasons. The team also sported a 5-3 divisional mark for the second straight year.

That winning came under Meyer's leadership was not surprising. He has resurrected every football program he has led during a 15-year coaching career.

Meyer entered the coaching ranks following his career as a defensive back at Purdue. He assumed his first post as the head coach at Penn High School in Mishawaka, Indiana in 1964. His team produced a 5-4 mark that year.

In 1965, Meyer returned to Purdue as an offensive assistant in charge of the backfield, receivers and overall passing game. While on the staff of Jack Mollenkopf, the Boilermakers notched an overall mark of 44-16-1. Purdue won the 1967 Rose Bowl, 14-13, over Southern California, in Meyer's second year, and shared the Big Ten Championship with Minnesota the following season.

Meyer accepted his first professional position as a scout for the Dallas Cowboys upon leaving Purdue. Meyer's two years with Dallas were highlighted by a Super Bowl VI Championship, a 24-3 win over Miami. Dallas boasted a 21-7 record during Meyer's time with the club.

Meyer obtained his first collegiate head coaching position at the University of Nevada-Las Vegas, a school which had finished 1-10 immediately prior to his arrival. Meyer applied the winning touch to the Rebel program and led his teams to a 27-8 record over a three-year period from 1973-75. His 1974 Rebel unit posted an 11-0 regular season record. A testament of his leadership at UNLV was the program sporting a 25-6 mark over the three seasons following his departure.



COACHES

Meyer took charge of a struggling Southern Methodist University program in 1976, and soon transformed it into a powerful national contender. Building a foundation during his first four years, Meyer's teams went 8-4 in 1980 and 10-1 in 1981. SMU won the Southwest Conference Championship in 1981 and came within two points of a perfect season. Meyer ascended to the NFL with New England following that season, but the winning continued at SMU as the three subsequent Mustang teams amassed a 31-4-1 combined record.

The task Meyer faced at New England was no different than those at UNLV or SMU. Nor were the results.

Meyer took a Patriots club which was 2-14 in 1981 to the playoffs with a 5-4 record during the strike-shortened 1982 season. The Patriots lost a playoff duel to Miami, 28-13. He then guided his injury-riddled club to an 8-8 record in 1983, staying in playoff contention until the final weekend of the campaign. During his career with New England, Meyer posted a 18-15 regular season mark.

Meyer was born on February 17, 1941 in Westerville, Ohio. He earned ten prep letters in football, basketball and baseball, and won all-conference honors in each as a senior.

Meyer entered Purdue as a football walk-on in 1959 and quickly won a scholarship in the second semester of his freshman year. As a defensive back he led the Boilermakers in minutes played as a junior and senior. Meyer was selected to the Big Ten All-Academic Team and won the Big Ten Medal of Honor. In addition, he was tabbed for Purdue's Nobel Kizer Award for athletic and academic achievement in 1963.

Meyer and his wife, Cindy, have two daughters, Kathryn and Elizabeth. Ron's two sons, Ron, Jr. and Ralph, reside in Dallas.

GREG BRINER, Offensive Assistant

Greg Briner enters his first season as offensive assistant with the Colts. Briner was elevated to this position after working from 1986-88 with the Colts coaching staff in a research and quality control capacity. He will work exclusively with the club's quarterbacks.

Briner came to Indianapolis after three seasons at Oregon State as running backs coach. Prior to his stint there, he served as a graduate assistant coach for receivers at Oregon from 1976-79. Following a year at the prep level, Briner moved to Portland State, where he was the quarterback and receivers coach.

Briner graduated from California Western after attending Southern Cal for three years. He was born on December 28, 1950 in Gardena, Calif.



LEON BURTNETT, Running Backs

Leon Burtnett enters his third season as Colts running back coach. This is his first professional coaching post.

Burtnett spent five seasons (1982-86) as the head coach at Purdue. He joined the Boilermakers in 1977 as defensive coordinator and was given the additional title of assistant head coach in 1979, the capacity he remained in until being tabbed head coach.

Burtnett landed his first collegiate post as secondary coach at Montana State in 1970. He held the same position at Washington State in 1971 and at Wyoming in 1972. He was elevated to defensive coordinator with Wyoming in 1973. Burtnett moved to San Jose State (1974-75) as linebacker coach, then entered the Big Ten at Michigan State to tutor Spartan linebackers in 1976.





Burnett graduated from Southwestern (Kansas) University in 1965 with degrees in business and physical education. He was a fullback who earned honorable mention All-America honors.

Burnett was born May 30, 1943 in Fresno, Calif. He is married to the former Cecilia Johnson of Sonora, Texas. They have three children, Kyle (13), Ryan (10) and Brooke (7).

GEORGE CATAVOLOS, Secondary

George Catavolos joined the Colts in May of 1984 as the defensive secondary coach, his first professional position after a successful collegiate career.

Catavolos moved to the Colts after serving as the secondary coach under Johnny Majors at Tennessee (1982-83). Prior to 1982, Catavolos worked as the secondary coach at Kentucky (1977-81). He was part of the staff which guided Kentucky to a 10-1 record (6-0 in the Southeastern Conference) in 1977.

Catavolos began coaching as a graduate assistant at Purdue in 1967, under Jack Mollenkopf. He worked there for two years before taking his first full-time assistantship at Middle Tennessee State in 1969. Catavolos joined the Louisville staff as a defensive back coach in 1970, then landed the same position at Purdue in 1971. He coached at Purdue for six years under head coaches Bob DeMoss and Alex Agase.

Catavolos received his bachelor's and master's degree from Purdue, where he starred as a defensive back. He was co-captain for the 1967 Purdue squad which defeated USC, 14-13, in the Rose Bowl. He also received that year's Nobel E. Kizer Award for academic excellence.

Catavolos was born May 8, 1945 in Chicago. He is married to the former Tona Jones of Royal Center, Ind. They have two daughters, Lindsay Marie (6) and Stephanie Lynn (5).



MILT JACKSON, Wide Receivers

Milt Jackson enters his first season as receivers coach of the Colts. He joins Indianapolis from Houston, where he finished his third year in the same capacity. It was his ninth season in the NFL.

Jackson first entered the NFL with San Francisco (1980-82) as receivers/special teams coach. He moved on to tutor the same position with Buffalo (1983-84), then joined Philadelphia as running backs coach for the 1985 season.

Jackson, 45, was selected in the seventh-round of the NFL draft by the 49ers and the first-round of the baseball draft by the Philadelphia Phillies in 1967. He spent the 1967 season on the 49ers' taxi squad. Jackson gained his first coaching position as a graduate assistant at Oregon State (1973), where he earned his master's degree in education. He joined Rice (1974) as running backs coach, then moved to Cal-Berkeley (1975-76) as linebackers coach. Jackson served as defensive backs coach at Oregon (1977-78) and as tight end coach with UCLA (1979).

Jackson was born October 16, 1943 in Groesbeck, Texas. He played baseball and football at Tulsa University. He is married to the former Brenda Gibson of Sacramento, Ca. They have three children, Shelley Ann (16), Garrett (7) and Milton Stephen II.





COACHES

LARRY KENNAN, Offensive Coordinator

Larry Kennan enters his first season as offensive coordinator of the Colts. Kennan, 44, is a 23-year coaching veteran on the professional, collegiate and high school levels. He joined Denver in 1988 as wide receivers coach after serving as the quarterback coach of the Los Angeles Raiders from 1982-87. Kennan was part of the coaching staff which directed the Raiders to a 38-9 Super Bowl XVIII Championship over Washington following the 1983 season.



Kennan entered the NFL after serving as head coach at Lamar University from 1979-81. He previously held offensive coordinator positions at Nevada-Las Vegas (1973-75) and Southern Methodist (1976-78) under Ron Meyer.

Kennan graduated from LaVerne (Ca.) College with a degree in history. He quarterbacked his collegiate teams from 1962-65. He served assistantships at LaVerne (1966) and Garden Grove (Ca.) High School (1967-68) before moving to the University of Colorado as an assistant. Kennan worked in the Colorado program from 1969-71, then during 1972 as offensive coordinator at Arvada (Co.) West High School, before joining Meyer at Nevada-Las Vegas.

Kennan was born June 13, 1944 in Pomona, Calif. He is married to the former Pat Clark of LaVerne. They have three sons, Steve (18), Ryan (16) and Kyle (11).

BILL MUIR, Defensive Coordinator

Bill Muir enters his first season as defensive coordinator of the Colts. Muir, 46, joins Indianapolis after serving four years as offensive line coach with Detroit. Muir is a veteran of eleven NFL seasons, having spent time with New England (1982-84) as offensive line coach under Ron Meyer. He was a scout with Tampa Bay in 1978 before spending 1979-81 as the Bucs' Director of Pro Personnel.



Prior to entering the NFL, Muir was an assistant coach at Susquehanna (1965), Delaware Valley (1966-67), Rhode Island (1970-71), Idaho State (1972-73) and Southern Methodist (1976-77). He was associated with Meyer in the Mustang program. Muir also served as offensive coordinator with Orlando in the Continental Football League (1968-69) and with Houston-Shreveport in the World Football League (1974-75).

Muir played collegiately at Susquehanna as an offensive tackle from 1962-64. He was all-conference as a junior and senior.

Muir was born October 25, 1942 in Pittsburgh. He is married to the former Barbara Waddell of Munhall, Pa. They have two children, Kellan (19) and Brady (17).

DANTE SCARNECCHIA, Offensive Line

Dante Scarnecchia enters his first season as offensive line coach of the Colts. He joins Indianapolis from New England, where he served as special teams/tight end coach for seven seasons, including 1982-84 under Ron Meyer.

Scarnecchia's collegiate background includes five assistantships. He first served as offensive line coach at his alma mater, California Western (now U.S. International), from 1970-72. He moved to Iowa State





(1973-74) where he was an offensive line and defensive backfield coach under Earle Bruce. Scarnecchia joined Southern Methodist from 1975-76, serving the latter year under Meyer, before moving to the University of Pacific (1977-78) as offensive line coach and recruiting coordinator. After holding the offensive line coaching position in 1979 at Northern Arizona, he returned to SMU in 1980 under Meyer in the same capacity. In his second stint at SMU, the club notched a 19-5 record and a Southwest Conference title (1981).

Scarnecchia, 41, was an all-conference guard. He earned all-NAIA District III honors as a senior. Scarnecchia holds a master's degree in physical education from U.S. International.

Scarnecchia was born February 15, 1948 in Los Angeles, Ca. He is married to the former Susan Grauman of Los Angeles. They have two children, Steve (11) and Lisa (8).

BRAD SEELY, Special Teams

Brad Seely enters his first season with Indianapolis, after having spent the past five seasons as offensive line coach at Oklahoma State. Seely managed blocking schemes which allowed running back Barry Sanders to set 23 NCAA rushing records and win the Heisman Trophy in 1988. This is his first professional coaching position.

Seely landed his first duty as a graduate assistant at South Dakota State in 1978. He moved to Colorado State as a graduate assistant in 1979, then was elevated to offensive line coach in the program for 1980. Seely joined Ron Meyer at Southern Methodist in 1981 as offensive line coach. The Mustangs posted a 10-1 mark that season. Seely took the offensive line coaching positions at North Carolina State in 1982 and at the University of Pacific in 1983 before entering his stint at Oklahoma State.

Seely, 32, was an all-state grid performer as a senior at South Dakota State in 1976. He was an all-academic choice for his final two seasons. Seely was an all-state prep pick in football and basketball.

Seely was born September 6, 1956 in Vinton, Iowa. He is married to the former Patricia Racine of Holyoke, Massachusetts. They have one daughter, Sarah (2).



RICK VENTURI, Linebackers

Rick Venturi joined the Colts in 1982 as the linebacker coach, making him the senior member of the coaching staff in terms of service to the club. While with the Colts in 1984, he served additionally as defensive coordinator.

During the past four seasons each of the Colts' top three tacklers have been linebackers. Venturi instructs Pro Bowlers Duane Bickett and Fredd Young, while tutoring future impact players like O'Brien Alston and Jeff Herrod.

Venturi entered the coaching ranks as a freshman coach for Northwestern from 1968-69. He took charge of the defensive secondary there from 1970-72. Venturi spent 1973-76 handling the linebacking coaching chores at Purdue, working along with George Catavolos, the Colts' secondary coach. Venturi left his Purdue post for the same position at Illinois in 1977. In 1978, Venturi landed the head coaching job at his alma mater, Northwestern, where he coached for three seasons.

Venturi was born February 23, 1946 in Taylorville, Ill. He is married to the former Cheri Rotello of Rockford, Ill. They have two children, Marin (18) and Jason (16).





COACHES

TOM ZUPANCIC, Strength and Conditioning

Tom Zupancic joined the Colts staff in 1984 as the strength and conditioning coach. A fixture in Indianapolis for years as the owner and operator of his own gymnasium, he came to the club after being a finalist in the 1984 U.S. Olympic Wrestling Trials.

A hometown product of Cathedral High School (1973) and Indiana Central University (1978), Zupancic was a three-time Indiana State College wrestling champion and a four-year grid letterman. As a power lifting competitor since 1974, he owns an undefeated record in 48 state, regional and national exhibitions to date.

Zupancic has been a part of four USA National Wrestling Teams to Europe. He was a member of two USA World Teams, while also winning Canadian, AAU and USWF National Wrestling Championships. In 1980, he was an alternate to the USA Greco Roman Wrestling Olympic Team.

In addition, Zupancic ranks 14th in the world among alltime super heavyweights with a 600-pound bench press (set in 1988).

Zupancic is one of the most active staffers for charities and public appearances. Along with lifting demonstrations, he gives talks on goal-setting and positive thinking. He was also a feature subject on HBO's "Inside the NFL" during the 1986 season.

Zupancic was born September 14, 1955. He is married to the former Carrie Oldham of Shelbyville, Ind.



The Colts' home is located on 32 acres of land just west of I-465 on 56th Street. Built at a cost of over \$4 million, the complex features three practice fields including two natural-turf fields and one AstroTurf surface.

The 43,500 square foot structure includes: spacious locker rooms; a steam room; a sauna; a 12' x 12' sunken hydrotherapy tank; a 24' x 78' training room; a 34' x 23' vestibule and lobby; and a 20' X 17' working press area. Three racquetball courts and a quarter-mile outdoor running track provides for cardiovascular exercise. The Colts moved into the facility in August of 1985.



BOB TERPENING, Assistant General Manager

Bob Terpening, whose association with the Colts goes back to 1970, was promoted to assistant general manager of the club in May of 1984.

Terpening, 46, began working with the Colts in 1970 grading films during his tenure as the head football coach at Baltimore City College H.S. In 1971 he joined the New England Patriots' scouting department. In 1977 Terpening returned to the Colts as a college scout and in January of 1982 was named Director of Pro Personnel. He held that position until his elevation to assistant general manager.

Terpening received his bachelor's degree from Shepherd College in West Virginia and then earned his master's degree from the University of West Virginia. He also did additional graduate study at Johns Hopkins.

Terpening and his wife, Virginia, have two sons, Chris (17) and Matt (13). The family resides in Carmel.



JACK BUSHOFSKY, Player Personnel Director

Jack Bushofsky was named the Colts Player Personnel Director in June, 1983 and is responsible for directing the college scouting aspects of the Colts personnel department. Bushofsky served the previous four years as a college and pro personnel scout with the Tampa Bay Buccaneers. Before joining the Bucs in 1979, he worked two years as a BLESTO combine scout. The 51-year old Pittsburgh native has had an extensive career in football serving as head coach at his alma mater, Austin Peay (1973-76), assistant coach at Villanova (1968-72), and several years in the Pittsburgh high school system. After serving in the Marine Corps, he earned Little All-America honors as a guard and linebacker at Austin Peay from 1959-61 where he received a bachelor's degree in health and education and a master's degree in administration. Born October 8, 1937 in Pittsburgh, he and his wife, Mary Ann, have three children, Danielle (21), Jeffery (19) and Bryne Marie (14).



PETE WARD, Director of Operations

Entering his eighth year with the Colts, Pete Ward is responsible for various operational and administrative functions. Ward joined the Colts in 1981 as an intern in the public relations department, and was named Administrative Assistant in 1982 following his graduation from the University of Virginia. He was named Director of Operations shortly after the Colts' arrival in Indianapolis in April, 1984. Born in New Orleans, Louisiana, Ward is single and resides in Zionsville.





ADMINISTRATION

HUNTER SMITH, Head Trainer

In his seventh year with the Colts, Hunter Smith was named the club's head athletic trainer in June of 1984. He served as the Colts' assistant trainer during the 1983 season following a one-year stint as the head trainer at William and Mary in 1982.

Prior to joining the staff at William and Mary, Smith served 10 years as an assistant professor in physical education and head athletic trainer at Salisbury State College. A Certified Athletic Trainer, he was one of the founding leaders of the Maryland State Certified Athletic Trainers Association. Smith earned his bachelor's degree in physical education from Florida State University in 1971 and a master's degree in physical education and health from Tennessee Technological University one year later. He served on the Board of Directors of the National Athletic Trainers Association from 1982 to 1984. Born August 5, 1949, in Salisbury, Md., he and his wife, Susan, have three children, Kelly (7), Brian (5) and Kevin (5).



DAVE HAMMER, Assistant Trainer

Dave Hammer is entering his sixth season as assistant trainer, having joined the club in July of 1984. Hammer earned a master's degree in Physical Education at Syracuse in 1984, and served as a graduate assistant trainer. He also attended West Virginia University from 1977-82, as a member of the undergraduate athletic training curriculum. Hammer spent the 1981 training camp as a member of the Colts' summer staff, along with serving with the club during parts of the 1981-83 seasons. Born in Pittsburgh, Pa. on May 10, 1959, Dave and his wife, Sharon, reside with their son, Christopher, in Indianapolis.



JON SCOTT, Equipment Manager

Jon Scott joined the Colts in March, 1982 as assistant equipment manager and was elevated to head of the club's equipment staff in November of the same year. Before joining the Colts on a full-time basis, Scott worked as assistant equipment manager at Arizona State University for two years. His association with the Colts began when he worked as an assistant to the equipment manager during the club's 1979 and 1980 summer training camps. Scott received a bachelor's degree in Physical Education from Michigan State University in 1980 where he served as a student equipment manager for six years (1975-80). Born on December 18, 1956, Scott is a native of East Lansing, Michigan. He is single and resides in Indianapolis.



**CLYDE POWERS, College Scout, Southwest**

Clyde Powers is in his seventh season as member of the Colts' Personnel Department, after working for two seasons as an assistant coach for special assignments. He served from 1982 to 1985 as a College Scout before being named Director of Pro Personnel on May 31, 1985. He remained in that capacity until 1987. As Director of Pro Personnel, Powers was responsible for personnel assessment within the league and assisting Jack Bushofsky in collegiate scouting. Powers joined the Colts after six years in the NFL as a defensive back with the New York Giants and Kansas City. He was a fifth round 1974 draft pick of the Giants. He played four seasons with the Giants and briefly for the Chiefs in 1978. Powers lettered three years at Oklahoma and earned All-Big Eight honors at safety as a senior. He was born August 19, 1951 in Pascagoula, Mississippi.

PAT MONDOCK, College Scout, West

Pat Mondock enters his fourth season as a College Scout for the Colts. He joined the organization in that capacity in June of 1986. Mondock possesses a wealth of scouting experience. He was named BLESTO Western Regional Scout in 1983 and served in the Rocky Mountain area prior to working with Indianapolis. His coaching career spans 22 years on the high school and collegiate level. He was the head coach at Washington and Jefferson College in Washington, Pa. from 1972-82. He was a prep head coach at Southern Columbia County and Ridgeway High Schools in Western Pennsylvania from 1962-70. Mondock holds an undergraduate degree in health and physical education from Lock Haven (Pa.) State College and a master's degree in the same concentration from West Virginia University. He was born March 17, 1938 in Morrisdale, Pa. He is married to the former Kathleen Marra of Washington, Pa.

MIKE BUTLER, College Scout, Midwest and East

Mike Butler is entering his third season with the Colts. He joined the club in 1987 from the Pittsburgh Steelers, where he was a member of the personnel department since 1983. Butler was a fullback and defensive end at Massanutten Academy and West Virginia, where he was converted to center. He also attended Villanova and received his bachelor's degree in fine arts at Indiana University (Pa.) in 1983. Butler, 30, is the son of Jack Butler, a former Pittsburgh Steelers defensive back and current director of the BLESTO Scouting Combine.

JOHN GOELLER, College Scout, South

John Goeller joined the Colts in June of 1985 as college scout after serving as a regional scout for BLESTO since 1983. Goeller entered scouting after serving eight years as a coach on the high school and collegiate level. He was an assistant at Austin Peay (1976-78) where he was associated with Jack Bushofsky, now the Colts' Director of Player Personnel. Goeller served a graduate assistantship at Florida State in 1978, then moved to Monroe (N.C.) High School as head football coach from 1979-83. Goeller, 35, was a three-year starter at defensive tackle at North Carolina State. He was tabbed defensive MVP in the 1973 Liberty Bowl against Kansas. Goeller is married to the former Caryl Schratz of Pittsburgh.



IMPORTANT DATES/HOTELS

IMPORTANT DATES

1989

April 23-24	NFL Draft
May 1-6	Mini-Camp
June 1	Roster cut to 80 players
July 20	Training Camp opens (Quarterbacks, rookies, free agents, injured veterans)
July 27	Veterans report to camp
August 12-13	First weekend of preseason games
August 25	Break training camp
August 29	Roster cut to 60 players
August 31-September 1	Final weekend of preseason games
September 4	Roster cut to 47 players
September 10	Regular season opens
October 16	Trading deadline
December 25	Regular season ends
December 31	AFC and NFC First-Round Playoff Games

1990

January 6-7	AFC and NFC Divisional Playoff Games
January 14	AFC and NFC Championship Games
January 28	Super Bowl XXIV at New Orleans, La.
February 4	Pro Bowl at Honolulu, Hawaii
February 5	Trading period begins

COLTS 1989 HOTELS

HOME GAMES

Westin

(317) 262-8100

NEW ORLEANS (pre-season and regular season):

Intercontinental

(504) 525-5566

GREEN BAY (pre-season):

Paper Valley Inn (Appleton)

(414) 733-8000

LÓS ANGELES:

Doubletree at the City

(714) 634-4500

NEW YORK:

Sheraton Meadowlands

(201) 896-0500

DENVER:

Westin Downtown

(303) 572-9100

CINCINNATI:

Westin Downtown

(513) 621-7700

MIAMI:

Fort Lauderdale Marriott

Hotel and Marina

(305) 463-4000

BUFFALO:

Hyatt Regency

(716) 856-1234

NEW ENGLAND

Providence Marriott

(401) 272-2400



97 O'BRIEN ALSTON

Linebacker 6-6 251
 Maryland
 2nd Year With Colts
 Draft-10, 1988
 Born: December 21, 1965



GAMES STARTED/PLAYED: (1988, 11/15) Total 11/15

PRO: Entering his second season with the Colts . . . was the Colts' tenth-round pick of the 1988 draft, the 270th selection overall.

1988: Made immediate impact by earning the starting LOLB spot in second week vs. Chicago 9/11 . . . was reserve at Cleveland 9/19 and vs. Miami 9/25, but started 10 of final 12 contests . . . did not play vs. New York Jets 11/6 due to foot injury and was a reserve at Green Bay 11/13 . . . ranked ninth on club with 63 tackles, 42 unassisted, five sacks (34 yards) and 10 quarterback pressures . . . batted down a team-leading three passes, along with having five special teams stops . . . earned Pro Football Weekly All-Rookie and Football Digest NFL Rookie All-Star honors . . . best outing came at Jets 12/10 with nine tackles, six solo, and a six-yard sack . . . other sacks came vs. Denver 10/31 and at Green Bay . . . had eight tackles, four solo, vs. Chicago.

HONORS: Football Digest NFL Rookie All-Star . . . Pro Football Weekly All-Rookie.

COLLEGE: Started final two seasons as OLB, earning first-team All-ACC and honorable mention All-America honors as senior by the Poor Man's Guide . . . had 99 tackles, 46 solo, four sacks, four passes defended, one interception and one fumble recovery . . . had 16 tackles and three sacks in win over Duke to gain ACC Defensive Player of the Week award . . . had 188 career stops, 100 solo, four sacks, seven passes defended, two fumble recoveries and two interceptions . . . had 14 career special teams tackles . . . was freshman redshirt in 1983 . . . law enforcement major.

PERSONAL: Full name is O'Brien Darwin Alston . . . born in New Haven, Conn. . . attended Oxon Hill High School . . . was all-state at DE and DT, leading team to state championship as senior . . . was center on basketball team and RF in baseball . . . possesses 4.8 speed . . . single . . . resides in Ft. Washington, Md.

79 HARVEY ARMSTRONG

Nose Tackle 6-3 282
 Southern Methodist
 4th Year With Colts, 7th in NFL
 Free Agent-1986
 Born: December 29, 1959



GAMES STARTED/PLAYED: (1982, 0/8); (1983, 0/16); (1984, 0/16); (1986, 1/16); (1987, 1/11); (1988, 1/16) Total 3/83 Total with Colts 3/43

PRO: Entering his fourth season with the Colts his seventh in the NFL . . . signed with the Colts as a free agent on May 21, 1986 . . . originally a seventh-round pick by Philadelphia in 1982, the 190th selection overall . . . waived by the Eagles on August 20, 1985.

1988: Saw extensive duty in a reserve role at NT and DE . . . played in 16 games, with start coming at NT in place of injured Joe Klecko



ARMSTRONG/BALDINGER

vs. Buffalo 12/18 . . . had 28 tackles, 18 solo, two sacks (eight yards), two QB pressures and two fumble recoveries . . . had top game vs. Green Bay 11/13 with eight tackles, five solo, two sacks, one fumble recovery and a batted pass . . . knocked down game-ending attempt of Don Majkowski at the Colts' two to seal a 20-13 win . . . had eight stops in Buffalo finale . . . other fumble recovery came 9/25 vs. Miami.

CAREER NOTES: 1987: Started game 12/13 vs. Buffalo at RE in place of injured Jon Hand . . . missed weeks three through five, along with game 11/22 at New England (thigh/hip injury) . . . totaled 14 tackles, three QB pressures and one fumble recovery . . . had eight tackles in Buffalo game . . . recovered fumble 11/15 at Miami. 1986: Started at RE vs. New Orleans 10/12 for injured Jon Hand . . . resumed career in solid fashion, after not playing in 1985, with 71 tackles, 45 unassisted, three sacks, six QB pressures and one interception (four yards) . . . led Colts with three fumbles forced, while recovering two others . . . had top game 12/21 at Raiders with five tackles, two fumble recoveries, one fumble forced and a seven-yard sack to earn AFC Defensive Player of the Week honors . . . made first career interception 11/23 at Houston. 1984: Had 13 tackles and three sacks while employed in Eagles' 4-3 alignment as pass rusher on short-yardage and goal-line situations . . . consecutive games played streak reached 38. 1983: Totalled 21 tackles, 3.5 sacks, two fumble recoveries and eleven special teams stops. 1982: Had duty only in reserve roles, mostly on special teams, but had three stops defensively. . . missed game 11/21 vs. Cincinnati.

HONORS: 1986: AFC Defensive Player of the Week 12/21 at LA Raiders.

COLLEGE: Four-year starter who totaled 382 tackles, 27 for losses, plus 16 quarterback sacks for SMU . . . had 147 tackles as a freshman, earning Southwest Conference honors as a defensive newcomer of the year by Texas Football Magazine . . . slowed during sophomore year by a knee injury, but earned All-SWC nominations as junior and senior . . . served as team captain during senior year under head coach Ron Meyer . . . selected first-team All-America by the Football Coaches' as senior . . . played in Hula, Japan and Olympia Gold Bowls . . . holds degree in business.

PERSONAL: Full name is Harvey Lee Armstrong . . . born in Houston, Texas . . . attended Kashmere High School . . . lettered in football and track . . . earned all-state honors as senior . . . active speaker in area schools concerning dangers of substance use . . . also active worker with Leukemia Society . . . hosted in-season breakfast club benefitting local high school students . . . single . . . resides in Indianapolis.

62 BRIAN BALDINGER

Offensive Guard 6-4 272
 Duke
 2nd Year With Colts, 7th in NFL
 Free Agent-1988
 Born: January 7, 1959



GAMES STARTED/PLAYED: (1982, 0/4); (1983, 0/16); (1984, 4/16); (1986, 0/16); (1987, 0/3); (1988, 3/16) Total 7/71 Total with Colts 3/16

PRO: Entering his second season with the Colts, his seventh in the NFL . . . joined the Colts as a free agent on July 19, 1988 . . . was originally signed by Dallas as a free agent on April 30, 1982 . . . did not receive contract offer following 1987 season.

1988: Was versatile and solid backup performer on offensive line . . . saw playing time at four offensive line positions . . . played in 16 games, including starts at RT at Cleveland 9/19, vs. Miami 9/25 and vs. New England 11/27 . . . played final two series at center vs.



Buffalo 12/18 after Ray Donaldson left game with injury (Colts scored two TDs to win, 17-14) . . . lined up as tackle-eligible in short yardage situations and caught first career pass from that position in the wishbone at Green Bay 11/13 for critical 37-yard gain (from QB-Ricky Turner) . . . is lightest member of Colts' offensive line.

CAREER NOTES: 1987: Spent first five weeks of season on injured reserve, then played sparingly for Dallas against Philadelphia 10/25 . . . spent six of final eight games ruled inactive . . . during Cowboy tenure played every offensive line position, plus tight end. **1986:** Saw spot duty in all 16 games after returning to squad from injured reserve. **1985:** Spent entire season on injured reserve with a knee injury which required surgery. **1984:** Played in all 16 games including four starts . . . started two contests at tackle two at guard. **1983:** Played in all 16 games at both guard and center in a reserve role. **1982:** Was the only free agent rookie to make Cowboy squad . . . saw action in four of nine games predominately as a special teamer.

COLLEGE: Was an All-Coastal Conference tight end at Nassau Community College on Long Island before transferring to Duke . . . was converted to guard after joining the Blue Devils . . . started all eleven games as senior . . . holds degree in psychology.

PERSONAL: Full name is Brian David Baldinger . . . born in Pittsburgh, Pa. . . attended Massapequa (N.Y.) High School . . . participated in football, basketball, track . . . his brothers Rich and Gary play for Kansas City and Atlanta and represent the only current brother triumvirate in the NFL . . . single . . . resides in Dallas, Texas.

31 MICHAEL BALL

Defensive Back 6-0 217
Southern University
2nd Year With Colts
Draft-4, 1988
Born: August 5, 1964



GAMES STARTED/PLAYED: (1988, 0/16) Total 0/16

PRO: Entering his second season with the Colts . . . was the Colts' fourth-round pick in the 1988 draft, the 104th selection overall.

1988: Saw action in all 16 games primarily as a special teamer . . . did see spot duty in the secondary as a fifth defensive back in third-down passing situations . . . finished third in special teams tackles with 29, 21 solo . . . top outing came vs. New England 11/27 with four special teams tackles and a fumble recovery . . . recovery came late in contest and set up last-second field goal in a 24-21 win . . . had two other games with at least three special teams tackles . . . also had four defensive tackles.

COLLEGE: Spent time throughout career as CB and FS . . . became known for hitting and coverage ability . . . had 61 tackles, 28 solo, three fumble recoveries and two interceptions as senior . . . was Division 1-AA first-team All-America by the Poor Man's Guide, along with being All-SWAC first-team choice . . . totaled 229 career tackles, 124 solo, eight interceptions (107 yards), 31 passes defensed, six fumble recoveries and two sacks . . . started at RCB as junior . . . earned honorable mention All-SWAC with 52 tackles and three interceptions . . . had 60 stops as sophomore . . . marketing major.

PERSONAL: Full name is Michael Ball, Jr. . . born in New Orleans, La. . . attended Booker T. Washington High School . . . lettered twice in football and once in basketball . . . single . . . resides in New Orleans, La.



45 ROY BANKS

Wide Receiver 5-10 193
Eastern Illinois
3rd Year With Colts, 2nd in NFL
Draft-5, 1987
Born: February 19, 1965



GAMES STARTED/PLAYED: (1987, 0/1); (1988, 0/14) Total 0/15
PRO: Entering his third season with the Colts, his second in the NFL . . . was the Colts' fifth-round pick of the 1987 draft, the 114th selection overall.

1988: Utilized primarily in a special teams role . . . saw action in 14 games . . . was inactive 9/11 vs. Chicago and 10/16 vs. Tampa Bay . . . did not catch a pass during the season . . . returned four kickoffs for 56 yards with a long of 20 yards.

CAREER NOTES: 1987: Suffered ankle injury in training camp and was on injured reserve until 12/11 . . . played 12/13 vs. Buffalo, but was inactive for final two games.

COLLEGE: Finished career as Eastern Illinois' all-time leading receiver with 184 receptions for 3,177 yards and 38 touchdowns . . . totaled 53 receptions for 1,014 yards and eleven TDs as senior . . . had four 100-yard receiving games during final year, including 8-121 in NCAA Division 1-AA playoff win . . . was 8-168, 2 TDs vs. Winona State for best game . . . earned Kodak All-America notice . . . was 59-817, nine TDs as junior . . . caught at least three passes in every game . . . was 12-145 vs. Saginaw Valley . . . named AP honorable mention All-America as sophomore and junior . . . set school record as sophomore for reception yardage (1,269) and TD receptions (17) by snaring 69 passes . . . had 12 career 100-yard games . . . health education major.

PERSONAL: Full name is Roy Fitzpatrick Banks . . . born in Detroit, Mich. . . attended King High School . . . lettered in football and track . . . single . . . resides in Detroit, Mich.

36 JOHN BAYLOR

Defensive Back 6-0 203
Southern Mississippi
2nd Year With Colts, 1st in NFL
Draft-5, 1988
Born: March 5, 1965



PRO: Entering his second season with the Colts, his first in the NFL . . . was the Colts fifth-round pick in the 1988 draft, the 129th selection overall.

1988: Spent entire season on injured reserve with wrist injury suffered during training camp.

COLLEGE: Was second-team All-Major Independent choice of The Poor Man's Guide as senior starter at LCB. . . totaled 43 tackles, eleven passes defended and one interception . . . had 35 stops as junior, with six passes defended and two thefts . . . was a reserve DB/special teamer during first two years . . . had 110 career tackles, 58 solo, 22 passes defended, four interceptions, one forced fumble and one fumble recovery . . . was redshirt in 1983 . . . business administration major.

PERSONAL: Full name is John Martin Baylor . . . born in Meridian, Miss. . . attended Meridian High School . . . lettered twice in football and three times in track . . . possesses 4.56 speed . . . was all-state honorable mention as DB . . . single . . . resides in Meridian, Miss.



81 PAT BEACH

Tight End 6-4 252
 Washington State
 7th Year With Colts
 Draft-6, 1982
 Born: December 28, 1959



GAMES STARTED/PLAYED: (1982, 1/9); (1983, 2/16); (1985, 16/16); (1986, 16/16); (1987, 12/12); (1988, 16/16) Total 63/85

PRO: Entering his seventh season with the Colts . . . was the Colts' sixth-round pick in the 1982 draft, the 140th selection overall.

1988: Started all 16 games at TE and has started last 60 games since ankle injury in 1984 . . . was tied for fourth on team with 26 receptions for 235 yards . . . caught at least one pass in eleven games . . . was first time in four seasons he did not lead Colts TEs in seasonal receptions . . . had four receptions at Cleveland 9/19 and at Buffalo 10/9 for top games . . . has receptions in 48 of last 60 starts . . . returned onside kick 35 yards vs. Denver 10/31 . . . had perhaps most solid season of career by combining blocking and receiving abilities.

CAREER NOTES: 1987: Missed weeks three through five, but was fourth on club, first among TEs, with 28 receptions for 239 yards . . . was 2-6 receiving with two-yard TD reception from Jack Trudeau 1/9/88 at Cleveland in AFC Divisional Playoffs . . . made catches in 10 games, tied career single-game high with five receptions 11/15 at Miami . . . had four receptions 11/22 at New England and 11/1 at Jets . . . receptions were second-highest seasonal total of career (36 in 1985). **1986:** Caught passes in 12 of 16 games . . . was tied for fourth on club with 25 catches for 265 yards and one TD . . . was 10-145 in last three games . . . TD catch came 12/14 vs. Buffalo . . . had 14-game reception streak ended 9/14 Miami . . . had eleven tackles on punt coverage team. **1985:** Led club with 36 receptions for 376 yards and six TDs . . . was first TE since 1972 to lead club in receptions (Tom Mitchell, 40), and first TE since 1979 to lead the team in TD receptions (Reese McCall, 4) . . . was 4-53, 2 TDs 12/22 vs. Houston for top game . . . was first recipient of the Noble Max Award, a citation given to a Colts player annually who exceeds his potential . . . had five receptions 12/15 at Tampa Bay. **1984:** Spent season on injured reserve with a dislocated left ankle/stress fracture. **1983:** Caught five passes for 56 yards and one TD . . . score came 12/18 vs. Houston. **1982:** Made only start 9/12 vs. New England . . . was 4-45, one TD vs. Cincinnati. **COLLGE:** Lettered four years, catching 63 passes for 936 yards and five TDs . . . started three years, and was a senior co-captain . . . was 17-230 as senior . . . earned first-team All-America honors from the Sporting News, and second-team All-America notice from NEA . . . played in the 1982 East-West Shrine Classic . . . was 23-354 yards as sophomore . . . played in 1981 Holiday Bowl . . . english and economics major.

PERSONAL: Full name is Patrick Jesse Beach . . . born in Grant's Pass, Oregon . . . attended Pullman (Wash.) High School . . . lettered in football, basketball and track . . . was football honorable mention All-America as a senior . . . also participated in track . . . single . . . resides in Indianapolis.



CAREER STATISTICS

RECEIVING

Year	No.	Yds.	Avg.	LG	TD
1982	4	45	11.3	17	1
1983	5	56	11.2	16	1
1984	IR				
1985	36	376	10.4	30	6
1986	25	265	10.6	26	1
1987	28	239	8.5	16	0
1988	26	235	9.0	23	0
TOTAL	124	1216	9.8	30	9

CAREER BEST

Receptions:	5	at Tampa Bay 12/15/85 at Miami 11/15/87
Yards:	58	at LA Raiders 12/21/86
Longest:	30	at Kansas City 11/24/85
TDs:	2	vs. Houston 12/22/85

20 ALBERT BENTLEY

Running Back 5-11 214
 Miami
 5th Year With Colts
 Draft-2, 1984 Supplemental
 Born: August 15, 1960



GAMES STARTED/PLAYED: (1985, 1/15); (1986, 3/12); (1987, 4/12); (1988, 2/16) Total 10/55

PRO: Entering his fifth season with the Colts . . . was the Colts' second-round pick in the June 5, 1984 Supplemental Draft . . . joined the Colts on September 5, 1985, after playing two seasons in the USFL . . . played with Michigan in 1984 and Oakland in 1985 . . . placed on Colts active roster on September 15, 1985.

1988: Played in all 16 contests including two starts at H-Back . . . started games 9/19 at Cleveland and 10/16 vs. Tampa Bay . . . totaled 1,257 all-purpose yards (230 rushing/252 receiving/775 KOR) . . . was 45-230, two TDs rushing . . . had best effort vs. Denver 10/31 with 12 rushes for 55 yards and a four-yard TD run . . . 5.1 rushing avg. was best on club . . . had one-yard TD dive vs. Houston 9/4 . . . had just five games with more than two rushing attempts . . . caught 26 passes for 252 yards and one touchdown . . . was 4-32 at Buffalo 10/9 for season-high . . . caught passes in 13 games . . . had game-winning seven-yard scoring reception from QB-Gary Hogeboom with 1:18 remaining 12/18 vs. Buffalo for 17-14 win . . . had 19.9 avg. on 39 kickoff returns . . . had season-long 40-yard KOR vs. Denver 10/31 . . . career KOR totals of 120 returns and 2,636 yards rank second in club history.

CAREER NOTES: 1987: Ranked second in NFL with 1,578 all-purpose yards (631 rushing/447 receiving/500 KOR) . . . total ranked behind only Herschel Walker's 1,606 . . . held 8.0 avg. for every time he touched the ball . . . averaged 23 carries and 92.3 yards as starter prior to Eric Dickerson trade, a near 1,500-yard pace . . . was 29-145 rushing at Jets 11/1 for third career 100-yard game . . . had 22- and 72-yard TD receptions 11/29 vs. Houston from Gary Hogeboom, breaking a 45-game streak where no Colt RB had a TD catch . . . was 142-631 rushing and seven TDs, while catching 34 passes for 447 yards and



two scores . . . ranked 9th in AFC rushing, 17th in NFL, while seven rushing TDs were 4th in AFC, 6th in NFL . . . ranked 5th in AFC total yards from scrimmage, 11th in NFL, with 1,078 . . . teamed with Dickerson (1,144) to become first pair of Colts to gain 1,000 yards from scrimmage in same season . . . ranked 2nd in AFC, 4th in NFL, with 22.7 avg. on 22 KOR . . . had career-high two rushing TDs 11/15 at Miami . . . totaled 237 all-purpose yards vs. Houston (8-64 rushing; 2-94 receiving; 4-79 KOR) . . . had 147 all-purpose yards in 12/27 finale vs. Tampa Bay (4-10, 1 TD rushing; 2-69 receiving; 3-68 KOR) . . . made career-long 55-yard catch vs. Tampa Bay . . . had career-high nine receptions 9/20 vs. Miami . . . was second on club with 54 points . . . had one-yard TD rush and 4-47 receiving in AFC Divisional Playoff Game 1/9/88 at Cleveland. **1986:** Started 10/12 vs. New Orleans, 10/19 at Buffalo and 11/30 San Diego . . . spent four weeks on injured reserve with leg injury at Bills . . . second on club in rushing (73-351, three TDs) . . . was 25-162 rushing at Raiders 12/21 for career-best day, including a 70-yard TD run . . . was 25-230 receiving . . . was 7-99 vs. Saints . . . ranked 9th in AFC KOR with 21.5 avg. . . . had 1,268 all-purpose yards. **1985:** Started 10/6 vs. Buffalo, was 17-100 teaming with FB-Randy McMillan (20-112) to give the Colts two 100-yard rushers in the same game for the third time in team history . . . was 54-288, two TDs for season . . . Colts were first team in a decade to sport a 5.0 seasonal rushing avg., spurred by Bentley's 5.3 . . . had 26-yard TD run at Tampa Bay 12/15 and 24-yard TD run vs. Houston 12/22 . . . was 2nd in AFC, 6th in NFL, with 25.0 avg. on 27 KOR. **1984-85:** Played with Michigan and Oakland (USFL) . . . 1985 with Invaders 191-1,020, four TDs rushing and 42-441, three TDs receiving, one of four league rushers with 1,000 yards . . . played in 1985 USFL Championship Game.

COLLEGE: Three-year letterman who spent first two years as walk-on . . . played HB/FB and returned kickoffs throughout career . . . was 218-1, 022, six TDs rushing, 40-354, one TD receiving for career, with 16.4 avg. for kickoff returns . . . had 1,016 yards from scrimmage (144-722-5 TDs rushing; 32-294-1 TD receiving) as senior when Miami beat Nebraska 31-30 in 1984 Orange Bowl for national championship . . . scored decisive TD (seven-yard run) in win over Nebraska . . . business administration major.

PERSONAL: Full name is Albert Timothy Bentley . . . born in Immokalee, Fla . . . attended Immokalee High School . . . three-sport MVP and three-year letterman in football, wrestling and track . . . played in offensive backfield only one year . . . finished third in the state wrestling as senior . . . Bentley and his wife, Marie, reside with their daughter, Alana (9/16/86), in Indianapolis.

CAREER STATISTICS

Year	RUSHING					RECEIVING				
	No.	Yds.	Avg.	LG	TD	No.	Yds.	Avg.	LG	TD
1985	45	288	5.3	26t	2	11	85	7.7	16	0
1986	73	351	4.8	70t	3	25	230	9.2	38	0
1987	142	631	4.4	17t	7	34	447	13.1	72t	2
1988	45	230	5.1	20	2	26	252	9.7	21	1
TOTAL	305	1500	4.9	70t	14	96	1014	10.6	72t	3

CAREER BEST

Carries: 29 at NY Jets 11/1/87 **Receptions:** 9 vs. Miami 9/20/87
Yards: 162 at LA Raiders 12/21/86 **Yards:** 99 vs. N. Orleans 10/12/86
Longest: 70t at LA Raiders 12/21/86 **Longest:** 72t vs. Houston 11/29/87
TDs: 2 at Miami 11/15/87 **TDs:** 2 vs. Houston 11/29/87

KICKOFF RETURNS

Year	No.	Yds.	Avg.	LG	TD
1985	27	674	25.0	48	0
1986	32	687	21.5	37	0
1987	22	500	22.7	45	0
1988	39	775	19.9	40	0
TOTAL	120	2636	22.0	48	0

CAREER BEST

Number: 5 vs. New England 12/1/85
 vs. New York Jets 9/28/86
 at San Francisco 10/5/86
Yards: 128 vs. New York Jets 9/28/86
Longest: 48 at Chicago 12/8/85



BIASUCCI

4 DEAN BIASUCCI

Kicker 6-0 189
 Western Carolina
 5th Year With Colts
 Free Agent-1986
 Born: July 25, 1962



GAMES STARTED/PLAYED: (1984, 0/15); (1986, 0/16); (1987, 0/12); (1988, 0/16) Total 0/59

PRO: Entering his fifth season with the Colts . . . signed with Colts on May 9, 1986 as a free agent . . . originally signed as a free agent with Atlanta on May 1, 1984 . . . waived by Falcons on August 14, 1984 . . . signed with Colts on September 8, 1984 . . . waived on August 27, 1985 before re-joining squad in 1986.

1988: Was tied for fifth in NFL scoring with 114 points on 25-32 FGs and 39-40 PATs . . . total bests previous career-high 96 points in 1987 and stands as the second-highest seasonal total in club history (120, Lenny Moore 1964) . . . named Sporting News NFL All-Pro, AP NFL All-Pro second-team and earned Pro Football Weekly Golden Toe Award for 5-6 FG performance vs. Miami 9/25 . . . five FGs vs. Miami tied club mark of Lou Michaels (9/25/66) and Raul Allegre (10/30/83) . . . stands as ninth-leading scorer in club history with 297 points . . . set NFL seasonal record with six FGs from the 50+ range (was 6-8), besting five by Fred Steinfort (Denver, 1980) and Norm Johnson (Seattle, 1986) . . . hit twice from 50+ range vs. Miami to become only 14th kicker in NFL history to hit twice from that range in the same game . . . had career-long 53-yarder vs. Chicago 9/11 . . . streak of 10 consecutive FGs was broken 9/4 vs. Houston when 57-yarder hit crossbar . . . avg. miss was 48 yards . . . 25 FGs stands as second-highest seasonal total in club history (Raul Allegre, 30, 1983) . . . career FG success rate of .730 (65-89) is best in Colts history . . . has made 33 of last 36 attempts inside 45 yards and 49 of last 59 attempts . . . had made 28 straight inside 45 until 39-yard miss vs. Denver 10/31 . . . career PAT rate of .971 (102-105) ranks second in Colts history (.974, Lou Michaels) . . . had streak of 77 PATs ended 12/10 at Jets . . . had 10 touchbacks on 78 kickoffs . . . recovered fumble on opening kickoff vs. Buffalo 12/18 to set up 52-yard FG . . . 210 points over last two seasons is second only to Morten Andersen (231, New Orleans) in NFL.

CAREER NOTES: 1987: Hit 24-27 field goals and 24-24 PATs in earning Pro Bowl honors, among numerous awards . . . ranked 2nd in AFC, 3rd in NFL, with 96 points . . . was T2nd in NFL with Jim Breech of Cincinnati with 24 FGs, while .889 success rate was tied for the third-highest seasonal percentage in NFL history . . . 24 FGs tied him with Jim Martin's total of 1963 for the third-highest seasonal total in team history . . . had five games with three or more FGs . . . only misses came from 28 (11/1 at Jets), 46 (11/22 at New England) and 53 yards vs. San Diego (11/8) . . . had eight touchbacks on 58 kickoffs . . . was 17-18 inside the 40, 23-25 inside the 50 . . . had 16 points at Miami 11/15 for top scoring game. **1986:** Led club with 65 points on 26-27 PATs and 13-25 FGs . . . was 11-17 inside the 50, and 2-9 from 50-plus range . . . made 52-yard FGs 12/14 vs. Buffalo and 12/21 at Raiders . . . had eight touchbacks in 54 kickoffs. **1984:** Served as team's kickoff specialist for most of season . . . signed during second week of season and spent weeks two through six as Colts' only PK after Raul Allegre was injured in opening contest . . . was 3-5 FGs and 13-14 PATs, ranking fourth on club with 22 points . . . 19 of 54 kickoffs resulted in touchbacks.

HONORS: 1986: Pro Football Weekly Golden Toe Award 12/21 at L.A. Raiders. **1987:** Pro Bowl . . . AP NFL All-Pro Second-Team . . . UPI AFC All-Star First-Team . . . NFL Alumni Kicker of the Year . . . Pro Football



Weekly All-AFC. . . Pro Football Weekly Golden Toe Award 11/1 at Jets . . . College and Pro Football Weekly All-Pro Second-Team . . . Football News All-AFC. 1988: Sporting News NFL All-Pro . . . AP NFL All-Pro Second-Team . . . Pro Football Weekly Golden Toe Award vs. Miami 9/25.

COLLEGE: Finished career as the leading scorer in Southern Conference history with 280 points on 57 of 93 FGs and 109 of 113 PATs . . . set conference mark by scoring 94 points as a senior, including hitting 18 FGs . . . earned first-team All-Southern Conference honors during each of final three seasons . . . 80 percent of career kickoffs resulted in touchbacks.

PERSONAL: Full name is Dean Biasucci . . . born in Niagara Falls, N.Y. . . attended Miramar (Fla.) High School . . . single . . . resides in Indianapolis.

CAREER STATISTICS

Year	FGM-FGA	PCT	PATs	PCT	PTs
1984	3- 5	.600	13- 14	.929	22
1986	13-25	.520	26- 27	.963	65
1987	24-27	.889	24- 24	1.000	96
1988	25-32	.781	39- 40	.975	114
TOTAL	65-89	.730	102-105	.971	297

FIELD GOAL ACCURACY RECORD

Year	1-19	20-29	30-39	40-49	50+	Total	LG
1984	0- 0	1- 1	0- 0	1- 1	1- 3	3- 5	50
1986	0- 0	4- 4	2- 5	5- 7	2- 9	13-25	52
1987	0- 0	5- 6	12-12	6- 7	1- 2	24-27	50
1988	0- 0	8- 8	5- 6	6-10	6- 8	25-32	53
TOTAL	0- 0	18-19	19-23	18-25	10-22	65-89	53

50 DUANE BICKETT

Linebacker 6-5 251
 Southern Cal
 5th Year With Colts
 Draft-1, 1985
 Born: December 1, 1962



GAMES STARTED/PLAYED: (1985, 16/16); (1986, 16/16); (1987, 12/12); (1988, 16/16) Total 60/60

PRO: Entering his fifth season with the Colts . . . was the Colts' first-round pick in the 1985 draft, the fifth player selected overall.

1988: Led Colts in tackles for the second consecutive season with 126, 83 solo, 3.5 sacks (24 yards), six QB pressures, seven passes defended, three interceptions, one fumble forced and one recovered . . . named UPI All-AFC second-team and earned AFC Defensive Player of the Week honors vs. New England 11/27 with 10 tackles, five solo, one interception and one fumble recovery . . . had six double-digit tackle games, including 12, nine solo, at Jets 12/10 . . . sacks came vs. Miami 9/25, at New England 10/2 and vs. Tampa Bay 10/16 . . . other thefts came vs. Chicago 9/11 and vs. New York Jets 11/6 . . . intercepted Doug Flutie pass vs. New England in the fourth quarter deep in Colts territory to end a scoring threat.

CAREER NOTES: 1987: Led Colts with 113 tackles, 74 solo, eight sacks (62 yards), 10 QB pressures, three passes defended, two fumbles forced and two fumble recoveries . . . earned Pro Bowl



BICKETT/BOSTIC

starting honors, along with AP NFL All-Pro, UPI AFC All-Star and Pro Football Weekly All-AFC honors . . . was AFC Defensive Player of the Week with four sacks at Jets 11/1, along with 10 tackles . . . missed weeks three through five . . . had five double-digit tackle games, including 16, 10 solo, 11/22 at New England . . . forced fumbles 9/20 vs. Miami and 10/25 vs. New England . . . recovered fumbles 9/13 vs. Cincinnati and 11/15 at Miami (28-yard return) . . . sacks came vs. Miami, vs. Patriots, 12/20 at San Diego and 12/27 vs. Bucs . . . 34-game consecutive start streak ended at week three (first missed games of career). **1986:** Had solid year with 144 stops, 104 solo, six sacks (58 yards), five QB pressures, three passes defended, two interceptions, one forced fumble and one fumble recovery . . . was second to LB-Cliff Odom (151) in tackles, while solo total led Colts . . . had five double-digit tackle games, including 15, 11/30 vs. San Diego . . . had 12 stops 9/7 at New England and 9/28 vs. Jets . . . had two sacks 12/7 at Atlanta . . . other sacks came 9/28 vs. Jets, 10/5 at San Francisco, 11/2 vs. Cleveland and 12/21 at Raiders . . . had thefts 10/19 at Buffalo and 11/23 at Houston. **1985:** Third on club with 141 tackles, 87 solo, six QB pressures, five passes defended, one interception and a team-high six sacks, including one in each of the last five games . . . among many awards was tabbed AP NFL Defensive Rookie of the Year . . . had 15 stops 11/17 vs. Miami . . . had at least seven tackles in 13 games . . . interception came 10/6 vs. Buffalo . . . had two fumble recoveries and one fumble forced.

HONORS: **1985:** AP NFL Defensive Rookie of the Year . . . UPI All-Rookie Team . . . PFWA All-Rookie Team . . . Football Digest Rookie All-Star Team. **1987:** Pro Bowl Starter . . . AP NFL All-Pro Second-Team . . . UPI AFC All-Star First-Team . . . Pro Football Weekly All-AFC . . . AFC Defensive Player of the Week 11/1 at Jets . . . Football News All-AFC. **1988:** UPI All-AFC Second-Team . . . AFC Defensive Player of the Week 11/27 vs. New England.

COLLEGE: Two-year starter at LB and DT, after entering USC as TE . . . totaled 291 career tackles, eight sacks, 19 loss-tackles and six interceptions . . . had 151 tackles, six sacks and one interception as senior to win UPI and Sporting News first-team All-America honors, along with AP, NEA and Football Writers third-team All-America honors . . . gained All PAC-Ten first-team honors while also being named the conference's Defensive Player of the Year . . . won USC Defensive Player of the Game honors in 1983 for his six-tackle performance against Notre Dame . . . during freshman year served as a backup at TE to Mark Boyer (now with Colts) . . . was three-time PAC-Ten All-Academic choice and a two-time CoSIDA Academic Team pick . . . holds degree in business accounting (with a 3.67 GPA).

PERSONAL: Full name is Duane Clair Bickett . . . born in Los Angeles, Calif. . . attended Glendale High School . . . played football, basketball and baseball . . . was 47-581 and seven TDs as senior TE, while averaging 12 tackles per game . . . led school to CIF Division II basketball title, scoring 23 points and being named MVP in the championship game . . . was pitcher/first baseman on baseball team . . . has donated \$33,300 to the Noble Center for Retarded Citizens in Indianapolis through annual pledges for tackle and interception totals . . . single . . . resides in Los Angeles.

25 KEITH BOSTIC

Safety 6-1 228
Michigan
1st Year With Colts, 7th in NFL
Free Agent-1989
Born: January 17, 1961



GAMES STARTED/PLAYED: (1983, 12/16); (1984, 16/16); (1985,



16/16); (1986, 16/16); (1987, 12/12); (1988, 16/16) Total 88/92

PRO: Entering his first year with the Colts, his seventh in the NFL. . . signed with Colts as a free agent on March 31, 1989 (was unprotected by Houston) . . . originally was a second-round pick by Houston in the 1983 draft, the 42nd selection overall (pick obtained from Seattle for RB-Curt Warner).

1988: Started every game, plus playoff contests 12/24 at Cleveland and 1/1/89 at Buffalo. . . ranked fifth on team, first among DB's, with 70 tackles, two sacks and one interception. . . was tied with Cincinnati's David Fulcher in Pro Bowl voting, but lost on tie-breaking procedure. . . was AP honorable mention All-Pro.


CAREER NOTES: 1987: Started 12 games for Houston. . . missed weeks three through five. . . tabbed for numerous All-Pro teams and was selected to Pro Bowl. . . was tied with Buffalo's Mark Kelso and Indianapolis' Mike Prior for AFC lead with six interceptions. . . ranked sixth on club with 67 tackles, along with 14 passes defensed, three sacks and three forced fumbles. . . had eight tackles and two interceptions in 9/13 opener vs. Rams. . . other thefts came 11/1 at Cincinnati, at Buffalo 10/20, at San Francisco 11/8 and 11/15 at Pittsburgh. . . started playoff games 1/3/88 vs. Seattle and 1/10/88 at Denver. . . playoff totals include six tackles, a fumble recovery, and three passes defensed. **1986:** Started 16 games at SS. . . totaled 79 tackles, 55 solo, one interception, two sacks, six passes defensed and three forced fumbles. . . had season-high ten tackles 10/26 vs. Raiders. . . only interception came 12/14 vs. Minnesota. **1985:** Ranked sixth on team, second among DB's, with 109 tackles, 75 solo, 5.5 sacks, 17 passes defensed, three interceptions, one forced fumble and one fumble recovered. . . had 13 stops 11/17 vs. Pittsburgh for top tackle effort. . . blocked first career punt 12/22 at Indianapolis. **1984:** Recorded 152 tackles to rank third on club. . . scored only career touchdown 11/25 vs. Cleveland by returning fumble 25 yards for score. . . had career-high 15 tackles 9/9 vs. Colts. **1983:** Started final 12 games, after subbing first four games. . . had 91 tackles, 70 unassisted, three sacks and two interceptions. . . had 14 stops 10/9 vs. Denver.

COLLEGE: Had standout career for Wolverines totaling 201 tackles and 10 interceptions. . . was selected first-team All-Big Ten by AP and UPI, along with second-team All-America honors from UPI, Football News, and College and Pro Newsweekly as senior. . . had 78 tackles and five interceptions as senior. . . began career at FS before being switched to SS early in 1980. . . education major.

PERSONAL: Full name is William Keith Bostic. . . born in Ann Arbor, Mich. . . attended Pioneer High School. . . lettered in football and basketball. . . Bostic and his wife, Denise, reside with their children, Antonio (11/6/81), Keith, Jr. (2/23/88) and Angel (7/30/86), in Kingwood, Tex.

85 MATT BOUZA

Wide Receiver 6-3 211
California
8th Year With Colts
Free Agent-1982
Born: April 8, 1958



GAMES STARTED/PLAYED: (1981, 0/1); (1982, 9/9); (1983, 11/11); (1984, 4/16); (1985 5/12); (1986, 14/16); (1987, 12/12); (1988, 5/15)
Total 60/92 Total with Colts 60/91

PRO: Entering his eighth season with the Colts. . . joined the Colts on May 15, 1982. . . originally signed as a free agent by San Francisco on May 8, 1981. . . was released by the 49ers on August 31,



BOUZA

1981 and re-claimed one day later. . . was waived by 49ers on September 9, 1981.

1988: Made the most of limited playing time in a back-up role. . . finished sixth on the team in receptions with 25 for 342 yards and four touchdowns. . . longest catch of the season was 28 yards at San Diego 10/23. . . was 5-86 at Chargers, with 25-yard TD reception from QB-Gary Hogeboom. . . had TD receptions vs. Houston 9/4 (23 yards), at Green Bay 11/13 (four yards) and vs. Buffalo 12/18 (three yards). . . had receptions in 12 games. . . has made receptions in 78 of 92 career games. . . had 38-game reception streak broken vs. Chicago 9/11 (streak tied second-longest in team history, along with Bill Brooks and Raymond Berry). . . started vs. Houston, vs. Chicago 9/11, vs. New England 11/27, at Miami 12/4 and at Jets 12/10. . . was inactive for Minnesota contest 11/20 because of illness (virus). . . 234 career receptions rank ninth in Colts history, while 3,064 reception yards rank eighth.

CAREER NOTES: 1987: Caught passes in each of 12 games played. . . missed weeks three through five. . . ranked second on club with 42 receptions for 569 yards and a club-leading four TDs. . . was 6-85 vs. Miami 9/20 for top game. . . made career-long 44-yard TD reception from Jack Trudeau 11/1 at Jets. . . other TD catches came 10/25 vs. New England (25 yards), vs. Miami (17 yards) and 11/20 vs. Houston (four yards). . . had five receptions in games 11/15 at Miami, 12/20 at San Diego and 12/27 vs. Tampa Bay. . . had two receptions for 24 yards in 1/9/88 AFC Divisional Playoff Game at Cleveland. **1986:** Missed starts 11/30 vs. San Diego and 12/21 at Raiders when team opened in multiple TE set. . . had top career year with team-leading 71 receptions for 830 yards and five touchdowns. . . teamed with WR-Bill Brooks (65) to become first receiving tandem in club history where each player surpassed 60 receptions. . . caught at least three passes in every start. . . had personal-best seven receptions in four games (7-94 vs. New Orleans 10/12; 7-69 at Buffalo 10/19; 7-76 at Jets 11/16; 7-79 vs. Buffalo 12/14). . . had two TD receptions vs. Saints (16 and 24 yards), with others coming 11/2 vs. Cleveland, 11/9 vs. New England and 12/7 at Atlanta. . . 71 receptions topped previous-best 27 in 1985, while 830 yards topped former best of 381 in 1983. . . receptions tied Lydell Mitchell's 71 catches (1977) for fifth-highest seasonal mark in Colts history, the third-highest total of any Colts WR (Raymond Berry, 75, 1961 and 74, 1960). . . ranked 6th in AFC receptions, 12th in NFL, and 17th in AFC reception yardage, 28th in the league. . . Bouza-Brooks tandem posted 136 receptions for 1,961 yards and 13 TDs. . . the combined reception total was 3rd among NFL WR tandems, while the yardage total was 8th and TD receptions were 5th. **1985:** Starts came 10/20 at Buffalo, 10/27 vs. Green Bay, 12/1 vs. New England, 12/15 at Tampa Bay and 12/22 vs. Houston. . . suffered knee injury vs. Packers and spent four weeks on injured reserve. . . was 27-381, two TDs for season. . . was 6-109 vs. Packers, teaming with WR-Wayne Capers (5-104) to give Colts a pair of 100-yard receivers in the game. . . caught passes in nine of 12 games. **1984:** Caught passes in eleven games, totaling 22 for 270 yards. **1983:** Started first eleven games and led Colts in receptions until separating shoulder 10/30 at Philadelphia. . . was 25-385 for year. . . was 6-83 vs. Chicago 9/25 for top game. **1982:** Led club with 22 receptions for 287 yards and two TDs. . . was 6-76 vs. New England 9/12. . . did not catch a pass in finale vs. Miami 1/2/83.

HONORS: 1982: Football Digest Rookie All-Star Team.

COLLEGE: A freshman walk-on who lettered four seasons. . . named to All PAC-Ten second-team as junior and senior. . . totaled 103 receptions for 1,482 yards during final two years. . . was 7-114 and one TD in Garden State Bowl vs. Temple. . . played in 1980 Hula and Japan Bowls. . . holds degree in political science.

PERSONAL: Full name is Matthew Kyle Bouza. . . born in San Jose, Calif. . . attended Jesuit High School in Sacramento, Calif. . . played baseball, basketball and football. . . was All-City and All-Northern California quarterback and defensive back as junior and senior. . . works as sports intern with KRON-TV in San Francisco during off-season. . . owns commercial real estate license. . . also involved in



March of Dimes Charities . . . Bouza and his wife, Marianne, reside with their daughters, Jordan (4/9/86), Caroline and Alexandra (12/7/87, twins), in Orinda, Calif.

CAREER STATISTICS

RECEIVING						CAREER BEST	
Year	No.	Yds.	Avg.	LG	TD	Receptions:	
1982	22	287	13.0	34	2	7	vs. New Orleans 10/12/86
1983	25	385	15.4	26	0		at Buffalo 10/19/86
1984	22	270	12.3	22	0		at NY Jets 11/16/86
1985	27	381	14.1	40	2		vs. Buffalo 12/14/86
1986	71	830	11.7	33	5	Yards: 109	vs. Green Bay 10/27/85
1987	42	569	13.5	44t	4	Longest: 44t	at NY Jets 11/1/87
1988	25	342	13.7	28	4	TDs: 2	vs. New Orleans 10/12/86
TOTAL							
	234	3064	13.1	44t	17		

84 MARK BOYER

Tight End 6-4 252
 Southern Cal
 5th Year With Colts
 Draft-9, 1985
 Born: September 16, 1962



GAMES STARTED/PLAYED: (1985, 7/16); (1986, 7/16); (1987, 6/7); (1988, 13/16) Total 33/55

PRO: Entering his fifth season with the Colts . . . was the Colts' ninth-round pick in the 1985 draft, the 229th selection overall.

1988: Led Colts TEs with 27 receptions for 256 yards and two TDs . . . had season-long 24-yard TD reception at Green Bay 11/13 . . . other TD catch came vs. New England 11/27 (18 yards) . . . had scored just one TD entering season . . . caught career-high seven passes for 55 yards vs. Tampa Bay 10/16 and had receptions in 14 games . . . started 13 of 16 contests as H-back . . . did not start at Cleveland 9/19, vs. Tampa Bay and vs. New England . . . contributed to offensive production as strong blocker and earned game ball vs. Buffalo 12/18 for blocking duties which allowed RB-Eric Dickerson to rush for 166 yards in 17-14 win . . . 27 receptions were career seasonal-high and marked first time he led club TEs in seasonal catches.

CAREER NOTES: **1987:** Started 9/20 vs. Miami, 11/22 at New England and final four games of season . . . broke arm 10/25 vs. New England and spent five games on injured reserve . . . was 5-38 receiving in first game back at Cleveland 12/6 . . . played important role in 9/7 win over Browns as Colts passed on 16 of 28 first down plays while facing an eight-man defensive front . . . was 10-73 for year, the lowest seasonal totals of career . . . starts came in H-Back role . . . had no catches in AFC Divisional Championship Game 1/9/88 at Cleveland . . . missed weeks three through five, snapping a consecutive game streak at 34. **1986:** Started 9/14 at Miami and in six of final seven games . . . starts came in multiple TE set . . . was 22-237, one TD for year . . . made first NFL TD 12/21 at Raiders (14 yards from Gary Hogeboom) . . . caught passes in 10 games, with nine catches (101 yards) in last three games . . . made 38-yard snare 9/7 at New England . . . had seven special teams tackles. **1985:** Started seven games in dual TE role . . . was 25-274 receiving . . . rookie reception total exceeded his four-year collegiate total . . . caught passes in 14 of 16 games . . . did not make receptions 10/20 at Buffalo and 11/24 at Kansas City . . . did not score, but was stopped on one-yard line on five different catches . . . had season-long 33-yard reception 9/22



BOYER/BRANDES

vs. Detroit . . . had 15 special teams tackles.

COLLEGE: Starter at TE as senior, after serving as backup during much of career. . . caught 24 career passes for 173 yards and four TDs. . . was 15-113 as senior and led Trojans in minutes played. . . earned All PAC-Ten Academic selection as senior. . . business major.

PERSONAL: Full name is Mark Hearn Boyer. . . born in Huntington Beach, Calif. . . attended Edison High School. . . led school to the Sunset League and Big Five title in 1979 with 48 receptions for 707 yards and nine TDs. . . played QB during first two prep seasons. . . filled in for injured QB as junior and led team to eight consecutive wins, completing 49 of 96 passes for 692 yards and seven TDs. . . earned all-California and all-Orange County honors as senior. . . Boyer and his wife, Janna, live with their daughters, Jessica (8/31/85) and Lauren (5/30/87), in Huntington Beach.

CAREER STATISTICS

RECEIVING						CAREER BEST	
Year	No.	Yds.	Avg.	LG	TD	Receptions:	
1985	25	274	11.0	33	0	Yards:	55 vs. Tampa Bay 10/16/88
1986	22	237	10.8	38	1	Longest:	38 at New England 9/7/86
1987	10	73	7.3	15	0	TDs:	1 at LA Raiders 12/21/86
1988	27	256	9.5	24t	2		at Green Bay 11/13/88
TOTAL	84	840	10.0	38	3		vs. New England 11/27/88

88 JOHN BRANDES

Tight End 6-2 251
Cameron University
3rd Year With Colts
Free Agent-1987
Born: April 2, 1964



GAMES STARTED/PLAYED: (1987, 2/12); (1988, 0/16) Total 2/28
PRO: Entering his third season with the Colts . . . joined the Colts as a free agent on May 11, 1987.

1988: Used primarily as a special teams performer. . . finished third on the team in special teams stops with 24, seven solo. . . handled long snap duty on punt team. . . action at TE came only as blocker.

CAREER NOTES: 1987: Made team as rookie free agent and played in all but games 10/4 at Buffalo, 10/18 at Pittsburgh and 10/25 vs. New England. . . ankle injury caused him to miss Steelers and Patriots games, while started 10/11 vs. Jets and 11/29 vs. Houston as H-Back. . . was 5-35 receiving, with two catches 11/15 at Miami and 12/13 vs. Buffalo. . . had nine special teams stops, with eight on punt coverage team.

COLLEGE: Walk-on at OG, where he played until senior year when was moved to TE. . . was 8-98 and one TD as senior. . . had TD reception in four-overtime NAIA playoff game vs. Central Arkansas in 1986. . . played baseball one year. . . holds degree in health and physical education.

PERSONAL: Full name is John Wesley Brandes. . . born in Fort Riley, Kan. . . attended Lamar High School in Arlington, Texas. . . played football, baseball and soccer. . . active speaker in Indianapolis area schools and with FCA. . . single. . . resides in Indianapolis.



80 BILL BROOKS

Wide Receiver 6-0 185
 Boston University
 4th Year With Colts
 Draft-4, 1986
 Born: April 6, 1964



GAMES STARTED/PLAYED: (1986, 12/16); (1987, 12/12); (1988, 16/16) Total 40/44

PRO: Entering his fourth season with the Colts . . . was the Colts' fourth-round pick in the 1986 draft, the 76th selection overall.

1988: Led club for second straight season in receiving with 54 catches for 867 yards and three touchdowns . . . was solid all season despite being hampered by knee injury (sprained ligament at Denver 8/25) . . . had 38-game reception streak ended at Green Bay 11/13 (tied second-longest streak in club history, along with Matt Bouza and Raymond Berry) . . . that game is only one of career without a reception . . . had 53-yard TD reception from Gary Hogeboom vs. Denver 10/31 for season-long . . . was 7-139, one TD (28 yards from Chris Chandler) vs. Tampa Bay 10/16 for top game . . . was 3-108 vs. Denver to notch fifth career 100-yard receiving game . . . had 48-yard TD reception at New England 10/2 for other score . . . ranked 14th in AFC receptions, 34th in NFL . . . was 10th in AFC reception yardage, 24th in NFL . . . has made receptions in 43 of 44 career games . . . 867 reception yards tied the 10th-highest seasonal total in Colts history (Jimmy Orr, 1964) . . . had three punt returns for 15 yards.

CAREER NOTES: 1987: Led club with 51 receptions for 722 yards and three TDs . . . missed starts during weeks three through five . . . was 6-146, including a 52-yard TD reception from Jack Trudeau vs. Cincinnati 9/13 (his third career 100-yard game) . . . was 7-80 vs. Miami 9/20 and 7-85 at Cleveland 12/6 for top receptions games . . . joined WR-Matt Bouza as only Colts to make receptions in every game . . . had seven-yard TD catch from Gary Hogeboom 11/15 at Miami and 42-yard TD catch from Trudeau 12/20 at San Diego . . . was tied for 10th in AFC receptions, tied for 17th in NFL . . . yardage ranked 11th in AFC, 21st in NFL . . . was primary punt returner with 6.2 avg. on 22 attempts . . . was 5-78 receiving in AFC Divisional Playoff Game 1/9/88 at Cleveland. **1986:** Started final 12 games was 65-1,131, eight TDs, becoming one of nine rookies in NFL history to surpass 1,000 yards receiving . . . was 10th in AFC receptions, tied for 17th in NFL, while yardage was 6th in AFC, 17th in NFL . . . 1,131 reception yards rank third in NFL history for rookies behind Bill Groman (Houston, 1,473, 1960) and Bill Howton (Green Bay, 1,231, 1952) . . . broke club rookie receiving marks of Randy McMillan (50 receptions, 1981), John Mackey (726 yards and seven TDs, 1963) . . . reception total was eighth-highest seasonal total in Colts history, and yardage total ranks behind only Raymond Berry's 1,298 in 1960 . . . joined Berry and Roger Carr (1,112, 1976) as only Colts receivers to post a 1,000-yard season . . . made reception in every game, including 9-177, one TD 11/16 at Jets and 7-105, two TDs 11/23 at Houston . . . consecutive 100-yard games were first for a Colt since Jimmy Orr in 1969 . . . nine catches at Jets were most by a Colt since Randy McMillan's eleven vs. Jets 11/8/81 . . . teamed with Matt Bouza to become only the sixth and seventh players in club history to have 60 receptions in a season . . . had 84-yard TD reception from Jack Trudeau 10/5 at San Francisco, tying fifth-longest scoring pass in Colts history . . . avg. length of TD receptions was 25.4 yards . . . had 18 punt returns for 7.8 avg. and eight kickoff returns for 17.9 avg.

HONORS: 1986: Pro Football Weekly NFL All-Rookie Team . . . NFLPA Offensive Rookie of the Year . . . UPI All-Rookie First-Team . . . PFWA All-Rookie Team.



BROOKS/BROWN

COLLEGE: Finished career with 228 receptions for 3,579 yards and 32 TDs, including 79 for 1,210 yards and eleven scores as senior . . . had 13 100-yard games, five as senior . . . was 10-236 and four TDs against Colgate 11/23/85 and 12-234 and two TDs against Furman 12/3/85 . . . had 84-yard catch vs. Grambling 9/9/84 for career-long . . . earned AP honorable mention All-America honors in 1984 . . . holds degree in business administration.

PERSONAL: Full name is William Brooks, Jr. . . born in Boston, Mass. . . attended Framingham (Mass.) High School . . . lettered at TE and DE as sophomore, but moved to WR and DB as junior and senior . . . lettered in track and baseball . . . single . . . resides in Indianapolis.

CAREER STATISTICS

Year	RECEIVING					RUSHING				
	No.	Yds.	Avg.	LG	TD	No.	Yds.	Avg.	LG	TD
1986	65	1131	17.4	84t	8	4	5	1.3	12	0
1987	51	722	14.2	52t	3	2	-2	-1.0	1	0
1988	54	867	16.1	53t	3	5	62	12.4	38	0
TOTAL	170	2720	16.0	84t	14	11	65	5.9	38	0

CAREER BEST

RECEIVING					RUSHING				
Receptions:	9	at NY Jets	11/16/86		Carries:	3	at NY Jets	12/10/88	
Yards:	177	at NY Jets	11/16/86		Yards:	33	at NY Jets	12/10/88	
Longest:	84t	at San Francisco	10/5/86		Longest:	38	at NY Jets	12/10/88	
TDs:	2	at Houston	11/23/86						

Year	KICKOFF RETURNS					PUNT RETURNS				
	No.	Yds.	Avg.	LG	TD	No.	Yds.	Avg.	LG	TD
1986	8	143	17.9	24	0	18	141	7.8	18	0
1987						22	136	6.2	17	0
1988						3	15	5.0	8	0
TOTAL	8	143	17.9	24	0	43	292	6.8	18	0

CAREER BEST

KICKOFF RETURNS					PUNT RETURNS				
Number:	5	at New England	9/7/86		Number:	4	vs. NY Jets	9/28/86	
Yards:	89	at New England	9/7/86		Yards:	34	vs. NY Jets	9/28/86	
Longest:	24	at New England	9/7/86		Longest:	18	at Miami	9/14/86	

58 PHILLIP BROWN

Linebacker 6-2 241
Alabama
1st Year With Colts, 1st in NFL
Free Agent-1989
Born: May 30, 1964



PRO: Entering his first season with the Colts, his first in the NFL . . . signed with Colts as a free agent on March 8, 1989 (was unprotected by Atlanta) . . . originally an eighth-round pick of Atlanta in the 1988 draft, the 194th selection overall.

CAREER: 1988: Spent entire season on injured reserve after rupturing calf muscle in second preseason game.


COLLEGE: Played in the shadow of former Tide LB Cornelius Bennett . . . did not become a starter until senior season . . . responded by totaling 55 tackles, including four sacks . . . ended career with 90 total stops, nine sacks and 15 tackles for 72 yards in losses . . . played both



inside and outside linebacker positions while at Alabama . . . played for both Ray Perkins and Bill Curry. . . Tide teams participated in post season bowls throughout career (Hall of Fame, Sun (twice) and Aloha). **PERSONAL:** Full name is Phillip Anthony Brown . . . born in Birmingham, Ala. . . attended Parker High School in Birmingham, where he played noseguard before switching to linebacker. . . had 55 tackles as senior. . . single. . . resides in Birmingham, Ala.

71 KEVIN CALL

Tackle 6-7 308
 Colorado State
 6th Year With Colts
 Draft-5B, 1984
 Born: November 13, 1961



GAMES STARTED/PLAYED: (1984, 0/16); (1985, 0/13); (1986, 16/16); (1987, 12/12); (1988, 4/8) Total 32/65

PRO: Entering his sixth season with the Colts . . . was the club's second pick in the fifth round of the 1984 draft, the 130th selection overall.

1988: Availability was limited due to foot injury suffered vs. Chicago 9/11. . . had strained arch tendon when stepped on by Bears' William Perry. . . was ruled inactive for seven weeks before returning 11/6 vs. Jets and 11/13 at Green Bay. . . did not play vs. Minnesota 11/20, but played in two subsequent games. . . started first two and final two games of season. . . nicknamed "The Creature" for his imposing size.

CAREER NOTES: 1987: Started all games except weeks three through five at RT. . . was second consecutive season he enjoyed without injury, and helped pave the way for the Colts to average 142.9 yards rushing per game, while the team rushed for more than 2,000 yards for the fourth time in the last five seasons. . . entered mini-camp prior to season at 320 pounds. **1986:** Starter in 16 games at RT. . . joined C-Ray Donaldson, OG-Ron Solt and OT-Chris Hinton as 16-game starters. . . had first injury-free season of career. **1985:** Missed game 10/13 vs. Denver and incurred back problems later in season which caused him to miss games vs. Miami 11/17 and at Kansas City 11/24. . . played through injuries most of the season, as he had arthroscopic surgery on a knee during training camp. . . saw spot duty as a reserve during most games, but had good amount of playing time in final two games as the offensive line was restructured following injury to OG-Ron Solt. **1984:** Served as a backup at both tackle positions on the offensive line.

COLLEGE: Four-year starter at Colorado State where he earned AP honorable mention All-America and first-team All-WAC honors as senior. . . was honorable mention All-WAC as sophomore and junior. . . referred to by one scouting service as "a mini-mountain in the midst of the Rockies" for his imposing size. . . combined speed, size, strength and agility with technique at his tackle position. . . blocking skills helped Colorado State finish second in the WAC, sixth in Division 1-A in passing offense, and aided the team in setting 45 school and two NCAA marks in 1983. . . was Playboy preseason All-Far West. . . played in Blue-Gray Game. . . majored in industrial construction management.

PERSONAL: Full name is Kevin Bradley Call. . . born in Boulder, Colo. . . attended Fairview High School where he was a prep All-America as a senior. . . held school and state shot put record (69 feet) and discus record (171 feet). . . enjoys golf, basketball and slow-pitch softball. . . Call and his wife, Shelly, reside in Carmel with their daughter, Ashley (11/2/87).



CHANDLER

17 CHRIS CHANDLER

Quarterback 6-4 218
Washington
2nd Year With Colts
Draft-3, 1988
Born: October 12, 1965



GAMES STARTED/PLAYED: (1988, 13/15) Total 13/15

PRO: Entering his second season with the Colts . . . was the Colts' third-round pick in the 1988 draft, the 76th selection overall.

1988: Became NFL's youngest starting QB during week four and held job throughout season . . . posted productive 9-4 mark as starter after getting nod with injury to Jack Trudeau 9/19 at Cleveland . . . win total was the most for any Colts QB since 10 by Bert Jones in 1977 . . . was named to Pro Football Weekly, College and Pro Football Newsweekly and UPI NFL All-Rookie teams . . . completed 129 of 233 attempts for 1,619 yards, eight TDs and 12 ints (67.2 rating) . . . was sacked 18 times for 128 yards . . . provided club with excellent arm strength and rushing ability . . . had 46 rushes for 139 yards and three TDs . . . TD rushing total was one shy of rookie QB mark of Bert Jones (four, 1974) . . . had top passing game vs. Tampa Bay 10/16 (20-33-246), while game at Green Bay 11/13 was lone contest with more than one TD pass (9-17-98, two TDs) . . . was 14-22-173, one TD (44-yarder to WR-Clarence Verdin) and scored on 29-yard rush 11/6 vs. Jets in 38-14 win . . . had other TD runs at Buffalo 10/9 (one-yard) and vs. Tampa Bay (two yards) . . . had season-long 54-yard completion to Verdin at Cleveland 9/19 . . . found WR-Bill Brooks on 48-yard TD play at New England 10/2 . . . hit Verdin on 39-yard TD play at Buffalo 10/9 and on 40-yard TD play vs. Denver 10/31 . . . exited games at Buffalo (bruised sternum), at San Diego 10/23 (concussion), at Jets 12/10 (shoulder sprain) and vs. Buffalo (concussion) due to injury . . . engineered five-game stretch (weeks 6-10) where club never had fewer than 22 first downs, while four-game stretch (weeks 7-10) without a sack set a club record . . . was 12-15-111, one TD at Miami 12/4 for top rating (117.1) . . . had 109.6 rating at Packers . . . suffered three ints. at Chargers 10/23.

HONORS: College and Pro Football Newsweekly NFL All-Rookie . . . Football Digest NFL Rookie All-Star . . . Pro Football Weekly NFL All-Rookie.

COLLEGE: Finished outstanding career at Washington, completing 326 passes on 597 attempts for 4,161 yards, 32 TDs and 27 interceptions . . . led team to 14-7-1 record during final two seasons, with appearances in the Sun and Independence Bowls in 1986 and 1987 . . . led club to 20-17 win in Freedom Bowl as sophomore in fourth collegiate start . . . was back-up during 1984 and 1985, redshirt in 1983 . . . despite late-season hip/rib injuries, was 128-249-1,739, nine TDs as senior to help club post a 6-4-1 record . . . ended career with 26 consecutive starts . . . was third in school history for total offense (4,442 yards) and TD passes (32) and fourth in career passing yardage (4,161) . . . brilliant junior season included an 8-3-1 record (160-275-1,994 yards, 20 TDs and 13 interceptions) . . . 20 TD passes broke school seasonal record . . . rushed for four TDs . . . was All-PAC Ten honorable mention as junior . . . tied NCAA record as junior vs. Stanford with four second-quarter TD passes . . . had 10 career 200-yard passing games . . . holds degree in economics.

PERSONAL: Full name is Christopher Mark Chandler . . . born in Everett, Wash. . . attended Everett High School . . . was Parade, Adidas, Scholastic Coach and NHSCA All-America choice . . . was 375-730-4,765 yards and 49 TDs for prep career . . . also lettered in basketball, baseball, track and golf . . . single . . . resides in Everett, Wash.



CAREER STATISTICS

PASSING

RUSHING

Year	Att-Comp.	Yds.	Pct.	LG	Int.	TD	No.	Yds.	Avg.	LG	TD
1988	233-129	1619	55.4	54	12	8	46	139	3.0	29t	3
TOTAL	233-129	1619	55.4	54	12	8	46	139	3.0	29t	3

CAREER BEST

PASSING

RUSHING

Attempts:	33 vs. Tampa Bay 10/16/88	Carries:	8 vs. Miami 9/25/88
Completions:	20 vs. Tampa Bay 10/16/88		vs. Tampa Bay 10/16/88
Yards:	246 vs. Tampa Bay 10/16/88	Yards:	33 vs. NY Jets 11/6/88
Longest:	54 at Cleveland 9/19/88	Longest:	29t vs. NY Jets 11/6/88
TDs:	2 at Green Bay 11/13/88	TDs:	1 at Buffalo 10/9/88
			vs. Tampa Bay 10/16/88
			vs. NY Jets 11/6/88

76 SAM CLANCY

Defensive End 6-7 284
 Pittsburgh
 1st Year With Colts, 6th in NFL
 Free Agent-1989
 Born: May 29, 1958



GAMES STARTED/PLAYED: (1983, 0/13); (1985, 0/14); (1986, 1/16); (1987, 9/13); (1988, 12/16) **Total 22/72**

PRO: Entering his first season with the Colts, his sixth in the NFL . . . signed with Colts as a free agent on April 1, 1989 (was unprotected by Cleveland) . . . was originally an eleventh-round pick of Seattle in 1982, the 284th selection overall . . . granted free agency by Seahawks on April 1, 1984 . . . signed with Pittsburgh Maulers (USFL) on February 10, 1984 . . . was selected by Memphis (USFL) in dispersal draft on December 6, 1985 . . . re-signed with Seattle and was traded to Cleveland for seventh pick in 1986 draft (Seattle obtained RB-Paul Miles) on August 27, 1985.

1988: Started 12 of 16 games at LE or RE for Cleveland . . . did not start 9/4 at Kansas City, 10/16 vs. Philadelphia, 12/12 at Miami and 12/18 vs. Houston . . . had 39 tackles, 30 solo, 4.5 sacks and 32 QB pressures . . . had top game 10/2 at Pittsburgh with six solo tackles, two pressures and a sack . . . other sacks came 11/27 (0.5) at Washington, 10/30 vs. Cincinnati, 10/9 vs. Seattle and at Kansas City.

CAREER NOTES: 1987: Started nine of 13 games . . . recorded 22 tackles, 20 solo, two sacks, two passes defended and recovered two fumbles . . . did not start 9/10 vs. Pittsburgh, 11/8 vs. Atlanta, 11/15 vs. Buffalo and 12/26 at Pittsburgh . . . had four tackles and recovered a fumble vs. Atlanta for top game . . . sacks came 11/22 at Houston and 12/20 at Raiders. **1986:** Saw action in 16 games with one start . . . first NFL start came 10/26 at Minnesota . . . totaled 56 tackles, 42 solo, while 5.5 sacks (43 yards) ranked fourth on club . . . had eight tackles and a pass defended 12/14 at Cincinnati . . . sacks came 9/7 at Chicago, 9/18 vs. Cincinnati, 9/29 vs. Detroit, 10/12 vs. Kansas City and 11/2 at Indianapolis . . . had two additional sacks in playoffs, 1/3/87 vs. Jets and 1/11/87 vs. Denver. **1985:** Action in 14 games came in reserve capacity . . . did not play weeks two and three . . . had six tackles, four solo, and one sack . . . lone sack came 11/24 vs. Cincinnati. **1984:** Played second of two seasons in USFL . . . recorded 120 tackles, 20 sacks and two fumble recoveries in two-season career with Pittsburgh and Memphis. **1983:** Saw action in 13 games for Seattle . . . played behind Jacob Green and Jeff Bryant . . . saw action exclusively in passing situations . . . recorded sack of John Elway in



CLANCY/DANIEL

Seahawks' 31-7 playoff win over Denver 12/24. 1982: Spent entire season on injured reserve with a knee injury.

COLLEGE: Did not play a single down of collegiate football . . . participated in spring drills as DE in 1980 . . . was a four-year basketball letterman . . . averaged 16.3 ppg. and eight rpg. as senior . . . was a member of U.S. gold medal team in 1979 Pan American games under Coach Bobby Knight . . . majored in special education.

PERSONAL: Full name is Sam Clancy . . . born in Pittsburgh, Pa. . . attended Brashear High School . . . was a standout grid and basketball performer . . . selected Parade prep All-America for basketball . . . was third-round pick of Phoenix Suns in 1981 but failed to make roster . . . played 1981-82 with Billings Volcanos (CBA) . . . averaged 11.5 ppg. in 41-game season . . . hit for 63 points in five playoff games . . . Clancy and his wife, Anetta, reside with their children, Sam Jr. (5/4/80), Samantha (1/2/83) and Samario (12/14/84), in Strongsville, Ohio.

38 EUGENE DANIEL

Cornerback 5-11 188
Louisiana State
6th Year With Colts
Draft-8, 1984
Born: May 4, 1961



GAMES STARTED/PLAYED: (1984, 13/15); (1985, 16/16); (1986, 15/15); (1987, 11/12); (1988, 15/16) Total 70/74

PRO: Entering his sixth season with the Colts . . . was the Colts' eighth-round pick in the 1984 draft, the 210th selection overall.

1988: Started every game at customary RCB slot except 10/9 at Buffalo . . . played extensively at Bills but did not open contest . . . rebounded from slow start to play usual solid role in secondary . . . scored second TD of career, first on an interception, 10/16 vs. Tampa Bay by returning theft of Vinny Testaverde pass 41 yards in Colts' 35-31 win . . . had one other interception at Jets 12/10 (three yards) . . . ranked eighth on team in tackles with 65, 52 solo, and 13 passes defended . . . had top tackle performance vs. Denver 10/31 with eight, six solo . . . as special teamer, blocked a Pat Leahy 51-yard FG attempt vs. Jets 11/6 . . . had eight special teams tackles . . . needs two interceptions to move past Bill Pellington and Mike Curtis into ninth-place in Colts career interceptions.

CAREER NOTES: 1987: Missed weeks three through five and start 11/1 at Jets . . . was fourth among team DBs with 39 tackles, 30 solo . . . led club with 17 passes defended . . . had two interceptions (34 yards), both coming off Dan Fouts . . . returned first theft 38 yards . . . had four passes defended and seven tackles for strong effort 12/6 at Cleveland . . . had at least six tackles in six games . . . led special teams with two blocked field goals (11/29 vs. Houston; 12/27 vs. Tampa Bay) . . . earned game ball along with LCB-Willie Tullis vs. Tampa Bay . . . had five unassisted tackles in 1/9/88 Divisional Playoff Game at Cleveland. **1986:** Missed contest 11/16 at Jets . . . had 69 tackles, 52 solo, two interceptions, a team-high 15 passes defended and one fumble recovery . . . returned blocked punt 13 yards for a TD with :20 remaining 12/7 at Atlanta in Colts' 28-23 win . . . had interceptions 9/28 vs. Jets and 10/19 at Buffalo . . . fumble recovery came 11/23 at Oilers . . . had nine tackles at New England 9/7 and at Houston for top games. **1985:** Led club for second straight season with eight interceptions . . . was tied for second in the NFL in thefts, one behind NFL leader Everson Walls . . . had 74 tackles, 65 unassisted, and 23 passes defended . . . named All-AFC by the Football News . . . was 3-45 interceptions and had fumble recovery for 25 yards vs. Green Bay 10/27 to



earn the AFC Defensive Player of the Week honors . . . three interceptions tied the Colts' single-game record . . . had one interception, nine tackles and a blocked FG vs. Denver 10/13 . . . other thefts came 9/22 vs. Detroit, 11/24 at Kansas City, 12/15 at Tampa Bay and 12/22 vs. Houston . . . had 10 tackles 9/15 at Miami . . . recovered two fumbles and caused one . . . had 13 special teams tackles. **1984:** Stepped into the RCB slot and picked off a team-high six passes . . . had two interceptions in debut 9/2 vs. Jets . . . other swipes came 9/30 vs. Buffalo, 11/25 at Raiders, 12/2 at Buffalo and 12/9 at Miami . . . had 62 tackles, 45 unassisted, 14 passes defended and five special teams tackles.

HONORS: 1985: Football News All-AFC Team . . . AFC Defensive Player of the Week, 10/27 vs. Green Bay.

COLLEGE: Four-year player at LSU . . . signed originally as a quarterback out of high school, but was converted into a defensive back . . . was LSU's seventh-leading tackler in 1983 with 66 . . . had four interceptions for 22 yards . . . had 156 career tackles as a Tiger . . . played on LSU's 1982 Orange Bowl team . . . holds degree in marketing.

PERSONAL: Full name is Eugene Daniel . . . born in Baton Rouge, La. . . attended Robert E. Lee High School . . . has 4.48 speed . . . single . . . resides in Atlanta, Ga.

CAREER STATISTICS

INTERCEPTIONS

Year	No.	Yds.	Avg.	LG	TD
1984	6	25	4.2	18	0
1985	8	53	6.6	29	0
1986	2	6	3.0	3	0
1987	2	34	17.0	38	0
1988	2	44	22.0	41t	1
TOTAL	20	162	8.1	41t	1

CAREER BEST

Number:	3	vs. Green Bay 10/27/85
Yards:	45	vs. Green Bay 10/27/85
Longest:	41t	vs. Tampa Bay 10/16/88
TDs:	1	vs. Tampa Bay 10/16/88

48 DONNIE DEE

Tight End 6-4 252
 Tulsa
 2nd Year With Colts
 Draft-11, 1988
 Born: March 17, 1965



GAMES STARTED/PLAYED: (1988, 0/13) Total 0/13

PRO: Entering his second season with the Colts . . . was the Colts' eleventh-round pick in the 1988 draft, the 297th selection overall.

1988: Saw action as special teamer in 13 contests . . . was ruled inactive 9/4 vs. Houston, vs. New England 11/27 and 12/4 at Miami . . . had eight special teams tackles, including six on punt coverage team.

COLLEGE: Four-year letterman who earned two letters each at TE and DE . . . began career as TE before being shifted to other side of line due to roster need . . . was 7-108 receiving as sophomore . . . had 51 tackles and two sacks as junior . . . notched 63 tackles, 30 solo, six sacks (for 36 yards), two passes defended and one fumble recovery as senior . . . was redshirt during 1983 . . . business management major.

PERSONAL: Full name is Donnie Dee, Jr. . . born in Kansas City,



DEE/DICKERSON

Mo. . . attended Oak Park High School . . . was all-state performer in basketball and football . . . was 39-606 receiving as senior . . . was McDonald's and Converse honorable mention All-America in basketball . . . father, Don, Sr., played during 1968-69 with Indiana Pacers in ABA (58 games, 5.7 ppg.) . . . Dee and his wife, Jackie, reside in Indianapolis.

29 ERIC DICKERSON

Running Back 6-3 224
Southern Methodist
3rd Year With Colts, 7th in NFL
Trade-Los Angeles Rams, 1987
Born: September 2, 1960



GAMES STARTED/PLAYED: (1983, 16/16); (1984, 16/16); (1985, 14/14); (1986, 16/16); (1987, 10/12); (1988, 16/16) Total 88/90 Total with Colts 24/25

PRO: Entering his third season with the Colts . . . his seventh in the NFL . . . was obtained by the Colts on October 31, 1987 in a trade with the Los Angeles Rams and Buffalo . . . Rams received the Colts' first and second round picks in the 1988 draft (selected WR-Aaron Cox and LB-Fred Strickland), the Colts' second pick in the 1989 draft (selected LB-Frank Stams) and RB-Owen Gill, along with Buffalo's first pick in the 1988 draft (selected RB-Gaston Green), the Bills' first and second picks in the 1989 draft (selected RB-Cleveland Gary and DB-Darryl Henley) and RB-Greg Bell, while the Colts sent LB-Cornelius Bennett to Buffalo.

1988: Captured fourth NFL rushing title with 1,659 yards on 388 attempts, tying Steve Van Buren and O.J. Simpson for second-most titles in NFL history (Jim Brown, eight) . . . earned fifth Pro Bowl starting nod, along with consensus All-Pro honors . . . ranks as NFL's seventh-leading rusher with 9,915 yards, while 2,136 career attempts is eighth . . . seasonal attempts and yardage set new Colts records (301 attempts, Lydell Mitchell, 1977; 1,200 yards, Mitchell, 1976) . . . was first Colt since Alan Ameche (1955) to win an NFL rushing title . . . stands as only RB in NFL history to post 1,000-yard rushing seasons in each of his first six years, and by 85 yards missed becoming the first back in NFL history to reach 10,000 rushing yards in first six seasons . . . joins Franco Harris (1974-79) and Walter Payton (1976-81) as only NFL backs to have six consecutive 1,000-yard rushing seasons . . . on rushing totals, passed Joe Perry (8,378), Jim Taylor (8,597) and Earl Campbell (9,407) during 1988 . . . ranks third in NFL history with 51 career 100-yard rushing games (Payton 77, Brown, 58) . . . set Colts record and personal record with four rushing TDs vs. Denver 10/31, while tying club mark for points scored in a game . . . 14 rushing TDs were second-highest seasonal total in club history (Lenny Moore, 1964), while 15 total TDs tied second-highest mark in club history . . . set club record with eight 100-yard games (had six in 1987) . . . 14 career Colts 100-yard games are two behind Mitchell's record . . . had top games of 169 yards at San Diego 10/23 (30-169) and at Miami (31-169, one TD) . . . was 36-166 vs. Buffalo 12/18 to set the second-highest single-game attempts total in Colts history (40, Mitchell 10/20/74) . . . attempts total was second-most of career (38, at St. Louis 9/7/86) . . . was 21-159, four TDs vs. Denver . . . had two TDs vs. Tampa Bay 10/16 and vs. New England 11/27 . . . had 36 receptions for 177 yards, with career-long 50-yard TD reception at Jets 12/10 . . . was 6-98 vs. Houston 9/4 and 5-90 at Jets for top games . . . reception total was second-highest seasonal total of career (51, 1983) . . . was tied with Roger Craig for NFL lead with 2,036 yards from scrimmage . . . career total yards from scrimmage mark of 11,337



(9,915 rush/1,422 receiving) is 19th in NFL history. . . named AFC Player of the Month for December.

CAREER NOTES: 1987: Started final eight games with Colts after 10/31 trade. . . was second in NFL with 1,288 yards on 283 carries and six TDs (223-1,011, five TDs with Colts), earning fourth Pro Bowl start, along with unanimous All-Pro and All-AFC honors. . . had six 100-yard games. . . was 33-196 vs. Tampa Bay 12/27, the second-highest rushing game in team history (Norm Bulaich, 22-198, 9/19/71 vs. Jets). . . broke Lydell Mitchell's club record (1975) with four consecutive 100-yard games. . . reached 8,000 rushing yards 12/20 at San Diego, becoming the quickest back to reach that plateau (74 games; Jim Brown took 80 games). . . was 10-38 at Jets 11/1 in first Colts game. . . missed 100 yards rushing 12/6 at Cleveland (27-98) and 12/13 vs. Buffalo (11-19). . . total vs. Bills was career-low. . . was 18-171 receiving (13-133 with Colts). . . became only third back in Colts history to post a 1,000-yard rushing season (Mitchell three times, Curtis Dickey once). . . seven 100-yard games marked second-lowest seasonal total of career (1985, 5). . . was 15-50 rushing and 7-65 receiving, one TD (19 yards from Jack Trudeau) in AFC Divisional Playoff Game 1/9/88 at Cleveland. . . ended Rams career with team-record 1,525 rushes for 7,245 yards. **1986:** Led NFL rushers for third time (404-1,821, eleven TDs), while catching 26 passes for 205 yards. . . had eleven 100-yard rushing games, one shy of his NFL record mark of 1984. . . Rams pushed career mark to 37-10 in his 100-yard efforts. . . was AP NFL Offensive Player of the Year, runner-up to Lawrence Taylor as NFL MVP by AP and USA today. . . earned third Pro Bowl nod. . . 1,821 yards were the sixth-highest seasonal total in NFL history. . . 404 attempts set Rams club mark and were three shy of NFL record (James Wilder, Tampa Bay, 1984). . . was 30-207, two TDs 10/15 vs. Tampa Bay for top game, with 40- and 42-yard TD runs. . . was NFC Offensive Player of the Month for October (530 yards, 132.5 avg. for four games). . . was 30-170 vs. Atlanta 10/26, with 15-yard TD pass to David Hill (first TD toss of career). . . was 26-158 during 12/28 playoff tilt at Redskins. . . was 38-193 against St. Louis 9/7 to set team single-game attempts record. **1985:** Was 292-1,234 yards, 12 TDs. . . missed first two games of season, then rushed for 150 yards and three TDs vs. Seattle in third week. . . had five 100-yard games. . . set NFL playoff record with 248 yards on 34 carries 1/4/86 vs. Dallas, with 40- and 55-yard scoring runs. . . 248 yards broke Rams club record set by Willie Ellison (247 vs. New Orleans, 1971). **1984:** Re-wrote numerous NFL records by rushing for 2,105 yards, surpassing O.J. Simpson's 1973 total of 2,003 yards. . . bested Simpson's rushing total with 215 yards vs. Houston in week 15. . . had 12 100-yard games, breaking old mark held by Simpson and Earl Campbell. . . season totals include 2,105 yards on 379 carries (5.6 avg.) and 14 TDs. . . was 21-208 vs. St. Louis. . . had 21 receptions for 139 yards. . . averaged 131.5 yards per game for year. . . had seven games with 140 or more yards rushing. . . was NFC Offensive Player of the Week against St. Louis and Houston. . . consensus All-NFL Team pick. . . selected NFC Player of the Year by UPI, Football News, USA Today, Washington D.C. Touchdown Club, Atlanta Touchdown Club, Columbus, Ohio Touchdown Club and Kansas City Committee of 101. . . was NFL MVP and earned second Pro Bowl nomination. . . set NFL record for most total yards from scrimmage (2,244). **1983:** Set NFL rookie record by rushing for 1,808 yards on 390 attempts and 18 TDs. . . caught career-high 51 passes for 404 yards and two TDs. . . 1,808 yards was the sixth-highest NFL seasonal total at that time. . . 20 TDs for year set Rams club record. . . rushed for 199 yards against Detroit and 192 yards against the Jets, with career-long 85-yard TD run against the Jets, the NFL-long for the season. . . won every NFL Rookie of the Year award, Player of the Year by Sports Illustrated and earned Pro Bowl notice.

HONORS: 1988: Pro Bowl Starter. . . AP NFL All-Pro First Team. . . Pro Football Weekly NFL All-Pro. . . Pro Football Weekly All-AFC. . . College and Pro Football Newsweekly NFL All-Pro Second-Team. . . Football News AFC All-Pro. . . Sporting News NFL All-Pro. . . UPI All-AFC First-Team. . . AFC Offensive Player of the Month (December). . . AFC Offensive Player of the Week 10/23 at San Diego.



DICKERSON

COLLEGE: Consensus All-American and third-place finisher in Heisman Trophy race following senior season at SMU. . . played first three years at SMU under Ron Meyer. . . gained 4,450 career rushing yards on 790 attempts (5.6 avg.) to break Earl Campbell's Southwest Conference record for yards and attempts. . . 48 career TDs tied Doak Walker's SMU total for career scoring (288 points). . . ranked third nationally as senior with 1,617 rushing yards. . . among 17 TDs that year were runs of 80, 80, 79, 70, 63 and 62 yards. . . had 27 career 100-yard games. . . had 232 rushes as senior. . . was 255-1,428 yards for 19 TDs as junior. . . was second-team All-America. . . was 188-928 rushing as sophomore and 115-477 rushing as freshman. . . had 19 career receptions for 190 yards and one touchdown.

PERSONAL: Full name is Eric Demitric Dickerson. . . born in Sealy, Texas (pop. 4,418). . . attended Sealy High School. . . named top prep back by Parade Magazine. . . rushed for 2,653 yards as senior and rushed for 311 yards and fours scores in state championship game. . . lettered also in basketball and track. . . raised by great aunt, Viola. . . is the NFL's spokesperson for the 'Just Say No' anti-drug program and the National Chairman for the National Lung Association. . . is very active in Los Angeles area providing social, cultural and athletic activities for youths age 7-12 in a program called Dickerson's Rangers' (the program is also conducted in Indianapolis area). . . single. . . resides in Malibu.

CAREER STATISTICS

Year	RUSHING					RECEIVING				
	No.	Yds.	Avg.	LG	TD	No.	Yds.	Avg.	LG	TD
1983 Rams	390	1808	4.6	85t	18	51	404	7.9	37t	2
1984 Rams	379	2105	5.6	66	14	21	139	6.7	19	0
1985 Rams	292	1234	4.2	43	12	20	126	6.3	33	0
1986 Rams	404	1821	4.5	42t	11	26	205	7.9	28	0
1987 LA/Ind.	283	1288	4.6	57	6	18	171	9.5	28	0
1988	388	1659	4.3	41t	14	36	377	10.5	50t	1
TOTAL	2136	9915	4.6	85t	75	172	1422	8.2	50t	3

Year (Games)	RUSHING					RECEIVING				
	No.	Yds.	Avg.	LG	TD	No.	Yds.	Avg.	LG	TD
1983 Rams (2)	33	115	3.5	20	0	8	20	2.5	8	0
1984 Rams (1)	23	107	4.7	24	1	0	0	0.0	0	0
1985 Rams (2)	51	294	5.8	55t	2	4	6	1.5	7	0
1986 Rams (1)	26	158	6.1	65	0	0	0	0.0	0	0
1987 Colts (1)	15	50	3.3	14	0	7	65	9.3	19t	1
TOTAL (7)	148	724	4.9	65	3	19	91	4.8	19t	1

CAREER BEST

RUSHING			RECEIVING		
Carries:	38	at St. Louis 9/7/86	Receptions:	8	at Miami 10/30/83
Yards:	215	vs. Houston 12/9/84	Yards:	98	vs. Houston 9/4/88
Longest:	85t	at NY Jets 9/25/83	Longest:	50t	at NY Jets 12/10/88
TDs:	4	vs. Denver 10/31/88	TDs:	2	vs. S. Francisco 10/23/83

CAREER BEST

PLAYOFFS RUSHING			RECEIVING		
Carries:	34	vs. Dallas 1/4/86	Receptions:	7	at Cleveland 1/9/88
Yards:	248	vs. Dallas 1/4/86	Yards:	65	at Cleveland 1/9/88
Longest:	65	at Washington 12/28/86	Longest:	19t	at Cleveland 1/9/88
TDs:	2	vs. Dallas 1/4/86	TDs:	1	at Cleveland 1/9/88



ERIC DICKERSON VS. THE NFL

Opponent	Games	Rushes	Yards	Yards Per Rush	Yards Per Game	TD
Atlanta	8	157	772	4.9	96.5	9
Buffalo	4	97	376	3.9	94.0	1
Chicago	4	115	482	4.2	120.5	5
Cincinnati	1	22	89	4.0	89.0	1
Cleveland	4	83	355	4.3	88.8	2
Dallas	2	49	244	5.0	122.0	1
Denver	1	21	159	7.6	159.0	4
Detroit	2	54	329	6.1	164.5	4
Green Bay	4	95	426	4.5	106.5	2
Houston	4	105	609	5.8	152.3	4
Indianapolis	1	25	121	4.8	121.0	1
Kansas City	1	26	68	2.6	68.0	1
L.A. Raiders	1	25	98	3.9	98.0	0
Miami	5	133	673	5.1	134.6	4
Minnesota	3	73	217	3.0	72.3	1
New England	5	127	476	3.7	95.2	3
New Orleans	8	176	853	4.8	106.6	6
N.Y. Giants	3	77	312	4.1	104.0	1
N.Y. Jets	5	104	437	4.2	87.4	5
Philadelphia	2	45	161	3.6	80.5	0
Phoenix	3	79	525	6.6	175.0	4
Pittsburgh	1	23	49	2.1	49.0	0
San Diego	3	88	422	4.8	140.7	0
San Francisco	8	151	726	4.8	90.8	3
Seattle	1	31	150	4.8	150.0	3
Tampa Bay	5	143	749	5.2	149.8	10
Washington	1	12	37	3.1	37.0	0

DICKERSON'S TOP TEN RUSHING GAMES

YARDS	OPPONENT	DATE	RUSHES	AVG.	TD
215	Houston	12/ 9/84	27	8.0	2
208	@ St. Louis	11/ 4/84	21	9.9	0
207	Tampa Bay	10/ 5/86	30	6.9	2
199	Detroit	10/ 2/83	30	6.6	3
196	Tampa Bay	12/27/87	33	5.9	2
193	@ St. Louis	9/ 7/86	38	5.1	2
192	@ New York Jets	9/25/83	28	6.9	2
191	@ Tampa Bay	11/25/84	28	6.8	3
175	@ New Orleans	10/14/84	20	8.8	0
170	Atlanta	10/26/86	30	5.7	0

69 RANDY DIXON

Offensive Guard 6-3 302
 Pittsburgh
 3rd Year With Colts
 Draft-4, 1987
 Born: March 12, 1965



GAMES STARTED/PLAYED: (1987, 0/3); (1988, 16/16) Total 16/19
PRO: Entering his third season with the Colts . . . was the Colts' fourth-round pick in the 1987 draft, the 85th selection overall.

1988: Earned starting job at LG in second season with Colts . . . was only starting member of offensive line who was in lineup for every offensive snap . . . was solid all season, and played vital role in success of Colts offensive production.

CAREER NOTES: **1987:** Served as backup at both guard positions . . . played in games 11/15 at Miami, 11/22 at New England and 12/6 at Cleveland during regular season, and in 1/9/88 AFC Playoff



DIXON/DONALDSON

tilt at Cleveland . . . found playing time sparse as veteran line remained intact throughout entire season.

COLLEGE: Started on offensive line for four years at Pittsburgh . . . emerged as a dominating blocker, earning first-team All-America honors from UPI and The Sporting News, second-team notice from CPFN, third-team honors from AP, while was member of the Walter Camp and Kodak All-America units . . . as RT helped Panthers avg. 240.1 yards per game passing as senior . . . managed 90 percent blocking grade as senior . . . was AP and UPI honorable-mention All-America as junior . . . had 17 knockdown blocks against South Carolina as junior . . . alternated with Bill Fralic on both sides of line as sophomore . . . tabbed freshman All-America by Football News in 1983 . . . administration of justice major.

PERSONAL: Full name is Randall Charles Dixon . . . born in Clewiston, Fla. . . attended Clewiston High School . . . earned four letters in track . . . was two-time all-state football selection . . . Dixon and his wife, Patricia, reside in Indianapolis.

53 RAY DONALDSON

Center 6-3 292
Georgia
10th Year With Colts
Draft-2A, 1980
Born: May 18, 1958



GAMES STARTED/PLAYED: (1980, 0/16); (1981, 16/16); (1982, 9/9); (1983, 16/16); (1984, 16/16); (1985, 16/16); (1986, 16/16); (1987, 12/12); (1988, 16/16) Total 117/133

PRO: Entering his tenth season with the Colts . . . was the Colts' first selection in the second round of the 1980 draft, the 32nd selection overall.

1988: Anchor of offensive line who enjoys reputation as one of the finest centers in the NFL . . . has been a Pro Bowler in each of last three seasons, a Pro Bowl starting pick the last two years . . . also received Pro Football Weekly All-AFC, College and Pro Football Newsweekly NFL All-Pro first-team, Football News AFC All-Pro and UPI All-AFC second-team honors . . . has never missed a game due to injury and has played in last 133 games (discounting weeks three through five of 1987 season), the last 117 consecutively as a starter . . . is one of three Colts linemen (LG-Randy Dixon, RG-Ben Utt) to start every game . . . performed well on line which was decimated by injuries . . . missed final two offensive possessions vs. Buffalo 12/18 due to nerve injury in his shoulder . . . prior to that had not missed an offensive play in almost three seasons . . . club surpassed 2,000 yards rushing for the fifth time in past six seasons under his direction . . . voted captain by teammates, along with K-Dean Biasucci and LB-Cliff Odom, for 1988 season.

CAREER NOTES: 1987: Missed weeks three through five . . . earned first nomination as Pro Bowl starter and second straight Pro Bowl selection . . . participated in 100% of the club's offensive plays for the second consecutive season, the only Colt to do so . . . had team-leading streaks of 107 consecutive games played and 91 consecutive starts ended at week three . . . selected UPI AFC All-Star and AP NFL All-Pro second-team . . . helped Colts rushing attack surpass 2,000-yard mark for fourth time in the last five seasons. **1986:** Only player on club to participate in 100% of his plays . . . selected to AFC Pro Bowl squad, but played most of the contest due to injury to Dwight Stephenson . . . joined linemate Chris Hinton as Pro Bowl pick . . . stretched consecutive games played streak through a sixth consecutive season. **1985:** Anchor of a line which allowed Colts to lead the AFC in rushing (2,439) for the second time in three seasons, while becoming the first

DONALDSON/EISENHOOH



team in a decade to average 5.0 yards per rush for the season. **1984:** Displayed usual durability by starting all games for fourth consecutive year. **1983:** Colts posted 2,695 yards rushing for a conference-leading 168.4 yard average per game, the highest of Donaldson's career. . . earned Pro Bowl nod as first alternate. **1982:** Started all nine games in abbreviated season. **1981:** Began career as starter, his second year in the league. **1980:** Served as backup center and guard on offensive line. . . appeared in every game as special teamer. . . had nine tackles, seven unassisted, while also playing on kickoff return unit. **HONORS:** **1983:** Pro Bowl first alternate. **1986:** Pro Bowl Second-Team . . . UPI All-AFC Second-Team . . . AP All-Pro Honorable Mention. **1987:** Pro Bowl Starter . . . UPI All-Star Second-Team . . . AP All-Pro Second-Team. **1988:** Pro Bowl Starter . . . Pro Football Weekly All-AFC . . . College and Pro Football Newsweekly NFL All-Pro First-Team . . . Football News AFC All-Pro . . . UPI All-AFC Second-Team. **COLLEGE:** Earned All-America honors from the Sporting News, Associated Press and the Newspaper Enterprise Association. . . played in East-West Shrine Game and the Senior Bowl in 1980. . . switched from linebacker to center as a sophomore. . . education major. **PERSONAL:** Full name is Ray Canute Donaldson. . . born in Rome, Georgia. . . attended East Rome High School. . . Donaldson and his wife, Eileen, reside with their children, Ashley (5/30/85) and Nicholas Ray (5/3/88), in Indianapolis.

67 STAN EISENHOOH

Center 6-5 290
Towson State
1st Year With Colts, 2nd in NFL
Free Agent-1989
Born: July 8, 1963



GAMES STARTED/PLAYED: (1988, 0/13) Total 0/13

PRO: Entering his first season with the Colts, his second in the NFL. . . signed by the Colts as a free agent on March 30, 1989 (was unprotected by Seattle). . . originally signed with Seahawks as a free agent on May 8, 1986.

1988: Saw action in a reserve role in 13 of 16 games for Seahawks. . . did not play 9/4 at Denver, 10/23 at L.A. Rams and 11/6 vs. Buffalo.

CAREER NOTES: **1987:** Spent first 13 weeks of regular season on injured reserve after breaking hand during preseason. . . was active for final two games without playing. **1986:** Spent entire season on injured reserve with shoulder injury.

COLLEGE: First-team Associated Press Little All-America selection at tackle as a senior. . . started at center as a sophomore and junior. . . played one season at Arizona Western College before transferring to Towson State. . . majored in business administration.

PERSONAL: Full name is Stanley Emerson Eisenhooth. . . born in Harrisburgh, Pa. . . attended Bald Eagle High School. . . lettered in football and basketball. . . single. . . resides in Woodinville, Pa.



37 CHRIS GOODE

Defensive Back 6-0 195
Alabama
3rd Year With Colts
Draft-10, 1987
Born: September 17, 1963



GAMES STARTED/PLAYED: (1987, 0/8); (1988, 8/13) Total 8/21

PRO: Entering his third season with the Colts . . . was the Colts' tenth-round pick in the 1987 draft, the 253rd selection overall.

1988: Provided solid coverage in secondary before being sidelined by knee injury. . . started the season as a backup. . . cracked starting lineup at RCB for game 10/9 at Buffalo in place of Eugene Daniel, then shifted to LCB, replacing Willie Tullis. . . played in 13 games, started eight, but missed final three games with knee injury. . . starting string ended 11/27 vs. New England. . . had 38 tackles, 31 solo, 16 passes defended, three fumble recoveries and two interceptions (53 yards). . . ranked second on club in takeaways with five. . . Colts converted all takeaways into scores (27 total points). . . had interceptions 10/2 at New England and 11/6 vs. Jets (35 yards). . . had two fumble recoveries at Green Bay 11/13 and one vs. Denver 10/31. . . had seven tackles vs. Jets for top total.

CAREER NOTES: 1987: Appeared in final eight games of season, after spending first half of year on injured reserve (abdominal strain/contusion). . . saw action as a reserve and on special teams. . . had five tackles defensively and one pass defended, plus eleven tackles, eight solo, on kickoff coverage unit.

COLLEGE: Played two seasons at Alabama following a red-shirt year in 1984. . . had top year as senior with 35 tackles and three passes defended. . . contributed six tackles in nine games as a reserve in 1985. . . began collegiate career as halfback at North Alabama. . . communications major. . . brothers Kerry and Pierre played for Alabama during 1987. . . Kerry is now a Tampa Bay Buccaneer.

PERSONAL: Full name is Christopher Kimberly Goode. . . born in Town Creek, Ala. . . attended Hazelwood High School. . . led team to state high school title by rushing for 1,528 yards and four TDs while intercepting eleven passes. . . rushed for 269 yards on just six carries during a game as a senior. . . single. . . resides in Town Creek, Ala.

78 JON HAND

Defensive End 6-7 301
Alabama
4th Year With Colts
Draft-1, 1986
Born: November 13, 1963



GAMES STARTED/PLAYED: (1986, 15/15); (1987, 11/12); (1988, 15/15) Total 41/42

PRO: Entering his fourth season with the Colts. . . was the Colts' first-round pick in the 1986 draft, the fourth selection overall.

1988: Started every game except at Green Bay 11/13. . . missed Packers game due to groin injury suffered vs. New York Jets 11/6. . . led club with five sacks (34 yards), while ranking seventh on team with 73



tackles, 51 solo . . . had 10 QB pressures and recovered a fumble . . . had eight tackles at Cleveland 9/19 for best tackle performance . . . sacks came vs. Houston 9/4, vs. Miami 9/25, vs. Denver 10/31 and vs. New York Jets 11/6 . . . recovered fumble vs. Houston 9/4. **CAREER NOTES: 1987:** Missed games during weeks three through five, and missed start 12/13 vs. Buffalo . . . led the Colts' defensive linemen with 67 tackles, 41 solo . . . had two sacks (14 yards), three QB pressures and one forced fumble . . . blocked a punt vs. Miami 9/20 and added a blocked field goal 11/8 vs. San Diego . . . had nine tackles vs. Miami and vs. New England 10/25 for top games . . . sacks came vs. Cincinnati 9/13 (14 yards) and 11/22 at New England . . . forced fumble vs. Cincinnati . . . had six solo tackles in AFC Divisional Playoff Game 1/9/88 at Cleveland. **1986:** Missed start 10/12 vs. New Orleans . . . was fifth on club, second among linemen, with 82 tackles, 53 solo . . . led club with eleven QB pressures . . . had five sacks, two fumbles forced, two fumble recoveries and one interception . . . had eleven stops 9/7 at New England . . . had four eight-tackle efforts . . . recovered two fumbles 12/7 at Atlanta . . . forced fumbles at Atlanta and 11/9 vs. Patriots . . . blocked a field goal 11/30 vs. San Diego . . . had sacks 10/5 at San Francisco, 10/19 at Buffalo, 11/2 vs. Cleveland, vs. Patriots and 11/23 at Houston . . . interception was vs. Chargers.

HONORS: 1986: Pro Football Weekly NFL All-Rookie Team.

COLLEGE: Started every game in 1985, earning first-team All-America honors from the Sporting News and second-team recognition by the Football News . . . notched 77 tackles, 44 unassisted, including eight loss-tackles for 29 yards, and one interception as senior . . . had 234 career tackles (27 for losses) . . . had 13 stops against Penn State, 12 against Tennessee and eleven against Southern Mississippi as senior . . . had six tackles, one sack, two passes defended and blocked FG at LSU as senior . . . was first-team all-SEC by AP, UPI and SEC Coaches as senior . . . played 44 games during career . . . majored in criminal justice.

PERSONAL: Full name is Jon Thomas Hand . . . born in Sylacauga, Ala. . . attended Sylacauga High School . . . earned Parade Magazine All-America honors, along with excelling in basketball and track . . . was state champion in the shot put . . . was academic prep All-America . . . all-time favorite athlete is Bubba Smith . . . once served as a stand-in for Smith in the movie "Stroker's Ace" . . . has donated \$14,000 to the Noble Center for Retarded Citizens in Indianapolis during career performance pledge of \$100 per tackle . . . Hand and his wife, Tanya, reside with their daughter Jessica Elizabeth (1/31/89) in Indianapolis.

54 JEFF HERROD

Linebacker 6-0 246
Mississippi
2nd Year With Colts
Draft-9, 1988
Born: July 29, 1966



GAMES STARTED/PLAYED: (1988, 0/16) Total 0/16

PRO: Entering his second season with the Colts . . . was the Colts' ninth-round pick in the 1988 draft, the 243rd selection overall.

1988: Saw playing time in all 16 contests mostly as special teamer, but filled in as back-up in nickel situations early in year and gained more defensive time as season progressed . . . tied for team lead with LB-Orlando Lowry with 30 special teams tackles . . . led squad with 21 stops on kickoff coverage unit . . . had 22 tackles defensively, 18 solo, and one sack . . . sacked Buffalo QB-Jim Kelly 12/18 on fourth-



HERROD/HINTON

down attempt late in contest to seal 17-14 Colts win . . . had five-tackle outings vs. New England 11/27 and at New York Jets 12/10 for top games defensively. . . had four special teams tackles vs. Denver 10/31 for best game.

COLLEGE: Reached double figures in tackles in eight games as senior, including 23 vs. Arkansas State. . . named Defensive Player of the Game in the Blue-Gray contest with 17 tackles. . . had 150 tackles as senior, 78 solo, four passes defended and one interception. . . totaled 528 career tackles, 256 solo, seven fumbles forced, five fumbles recovered and three interceptions. . . was AP All-SEC second-team as junior with 168 tackles. . . had 22 career games double-digit tackle totals. . . was Football News All-America third-team as sophomore with 136 tackles. . . started three seasons and played in eight games as freshman. . . sports management major.

PERSONAL: Full name is Jeff Sylvester Herrod. . . born in Birmingham, Ala. . . attended Banks High School. . . was grid all-state as senior. . . earned three letters in football and one in basketball. . . had 131 stops as senior. . . Herrod and his wife, Lena, reside with their sons, Marcus (11/27/83) and Jeff Jr. (11/4/88) in Oxford, Miss.

75 CHRIS HINTON

Tackle 6-4 300
Northwestern
7th Year With Colts
Trade-Denver, 1983
Born: July 31, 1961



GAMES STARTED/PLAYED: (1983, 15/16); (1984, 6/6); (1985, 16/16); (1986, 16/16); (1987, 12/12); (1988, 13/13) Total 78/79

PRO: Entering his seventh season with the Colts. . . acquired by the Colts on May 2, 1983, along with QB-Mark Herrmann and Denver's first round 1984 draft pick (used to take OG-Ron Solt), for QB-John Elway. . . picked by Denver as the fourth selection overall in 1983 draft.

1988: Earned fifth Pro Bowl assignment of his career after coming back from early season calf injury. . . suffered injury 9/4 vs. Houston and missed starts during weeks two through four. . . was inactive 9/11 vs. Chicago and 9/19 at Cleveland and did not dress 9/25 vs. Miami. . . started 10/2 at New England and through end of season. . . was first playing time interrupted since 1984. . . helped club rank among top five league rushing teams. . . was named to UPI All-AFC second-team. . . had one-yard reception at Miami 12/4 off deflected pass. . . joined C-Ray Donaldson as Pro Bowl linemate choice.

CAREER NOTES: **1987:** Earned fourth Pro Bowl assignment of career. . . from LT slot helped the Colts' rushing attack total 2,143 yards (6th in NFL). . . selected All-Pro by The Sporting News, All-Pro second-team by CPFN, All-AFC by Pro Football Weekly and to the UPI AFC All-Star second-team. . . helped line drop its sacks allowed to 24 from 53 in 1987. . . missed starts during weeks three through five. . . joined linemates C-Ray Donaldson and OG-Ron Solt in Pro Bowl. . . has not missed a game due to injury since 1984, and had streak of 34 consecutive starts halted during season. **1986:** Started first 13 weeks at LT, then was shifted to LG for last three contests. . . earned third Pro Bowl nod and was tabbed UPI All-AFC first-team, Football News NFL All-Pro first-team and AP All-Pro honorable mention. . . missed time 12/7 at Atlanta with 2nd quarter thigh bruise. **1985:** Returned from 1984 leg injuries and was shifted from RG to LT. . . responded by earning Pro Bowl honors at a second position. . . smooth transition to LT enabled club to possess the NFL's first 5.0 seasonal rushing average in a decade. . . spent most of Pro Bowl playing time at RG. **1984:** Started first six games, then suffered a right ankle sprain and broken



fibula vs. Washington 10/7 . . . spent final nine weeks of season on injured reserve . . . injury broke a streak of 21 consecutive starts. **1983:** Earned acclaim as the first rookie lineman to achieve a Pro Bowl nod . . . helped club lead AFC with 168.4-yard rushing average.

HONORS: **1983:** AFC Pro Bowl Starter . . . UPI NFL All-Rookie Team . . . Football Digest NFL All-Rookie Team . . . UPI AFC All-Star Second-Team . . . Pro Football Writers All-AFC . . . PFWA All-Rookie Team . . . **1985:** Pro Bowl Starter . . . AP All-Pro Second-Team . . . UPI All-AFC First-Team . . . NEA All-NFL Second-Team . . . **1986:** AFC Pro Bowl Second-Team . . . UPI All-AFC First-Team . . . AP All-Pro Honorable Mention . . . Football News NFL All-Pro Team First-Team. **1987:** Pro Bowl Starter . . . Sporting News NFL All-Pro . . . UPI AFC All-Star Second-Team . . . College and Pro Football Newsweekly All-Pro Second-Team . . . Pro Football Weekly All-AFC. **1988:** Pro Bowl Starter . . . UPI All-AFC Second-Team.

COLLEGE: Four-year letterman at Northwestern . . . played for a year and a half each at LB and TE before switching to LT during senior year . . . selected first-team All-America by Sporting News, second-team All-America by UPI and NEA, honorable mention All-America by AP and All-Big Ten first-team . . . chosen Wildcats' MVP by teammates . . . named to the 1982 All-America Strength Team . . . played in 1983 Blue-Gray Game and Senior Bowl . . . entered college at 218 pounds and bulked up to 272 without hurting 4.8 speed in the 40 . . . was Northwestern's starting TE as junior . . . caught 19 passes for 265 yards . . . was 5-83 at Michigan for top receiving game . . . started six games as an OLB as sophomore and four as TE . . . recorded 38 tackles, with season-high eleven stops vs. Purdue . . . had 46 stops in six-game LB starting stint as freshman . . . was senior captain . . . holds degree in sociology.

PERSONAL: Full name is Christopher Jerrod Hinton . . . born in Chicago, Ill. . . attended Phillips High School (Chicago) . . . earned all-city, all-state and honorable mention All-America honors . . . also lettered three times in wrestling and once each in basketball and track . . . active in Adopt-A-Family and Special Olympics . . . has golden retrievers named Harpo and Sophia . . . Hinton and his wife, Carol, reside in Indianapolis.

21 JOHN HOLT

Cornerback 5-10 182
West Texas State
4th Year With Colts, 9th in NFL
Trade-Tampa Bay, 1986
Born: May 14, 1959



GAMES STARTED/PLAYED: (1981, 6/16); (1982, 0/9); (1983, 16/16); (1984, 15/15); (1985, 16/16); (1986, 4/16); (1987, 1/12); (1988, 1/9)
Total 59/109 Total with Colts 6/37

PRO: Entering his fourth season with the Colts, his ninth in the NFL . . . obtained by the Colts on August 13, 1986 in a trade with Tampa Bay for the Colts' eighth round pick in the 1987 draft (Bucs chose NT-Stan Mataele) . . . originally was Tampa Bay's fourth-round pick in the 1981 draft, the 89th selection overall.

1988: Spent first six weeks of season on physically unable to perform list (ruptured achilles) . . . returned to team in seventh week of season and saw action in nine of 10 remaining games . . . started 12/10 contest at New York Jets at FS in place of Mike Prior who started at SS due to team's injuries . . . suffered back injury at Jets and was inactive for season finale vs. Buffalo 12/18 . . . used primarily in nickel situations and on special teams . . . totaled 30 tackles, 26 solo, one quarterback pressure and defended nine passes . . . had three special



HOLT/JOHNSON

teams tackles . . . had season-high six tackles at Minnesota 11/20.

CAREER NOTES: 1987: Started one of 12 games (RCB 11/1 at Jets) . . . totaled 19 tackles, 18 unassisted, and eleven passes defended . . . had 12 special teams stops . . . had three tackles and two passes defended at Jets . . . had two passes defended 12/27 vs. Tampa Bay . . . had two solo tackles as reserve in 1/9/88 AFC Divisional Playoff Game at Cleveland. **1986:** Started 9/14 at Miami and 12/21 at Raiders at LCB, 11/16 at Jets at RCB and 11/30 vs. San Diego at SS . . . notched 30 tackles, 21 solo, seven passes defended, one QB pressure and one interception (80 yards) . . . theft came vs. San Diego . . . was club's longest return since James Burroughs' 94-yarder on 12/12/82, and was the second-longest non-scoring return in Colts history (Rick Volk, 90 yards, 9/15/68) . . . had six tackles 11/16 at Jets for top game . . . had five special teams stops. **1985:** 16-game starter for Tampa Bay, pushing personal streak to 47 starts in last 48 games . . . had 75 tackles, one interception (vs. St. Louis 11/10), six passes defended, two fumble recoveries and one fumble forced. **1984:** Missed 12/16 game vs. Jets with ankle sprain, ending a string of 31 consecutive starts . . . had 44 tackles, one interception, eleven passes defended, one fumble forced and one fumble recovery. **1983:** Started 10 games at LCB and six at RCB . . . led Bucs' DBs with 78 tackles . . . had three interceptions, 10 passes defended, three fumbles forced, one fumble recovery. **1982:** Used primarily in nickel back situations. **1981:** Started five games at RCB and one at LCB . . . had 37 stops, one interception and four passes defended . . . had nine punt returns for 11.1 avg., with a team-record 56-yarder vs. Green Bay 11/22 . . . had 24.9 avg. on eleven kickoff returns.

COLLEGE: Three-year starter at West Texas State, earning first-team All-MVC honors as junior and second-team All-MVC recognition as senior . . . had seven career thefts for 118 yards . . . returned 66 career punts for 608 yards (9.2 avg.) and three TDs . . . led conference three of four years in punt returns . . . started at safety as sophomore and moved to corner for final two seasons . . . majored in business administration.

PERSONAL: Full name is John Stephanie Holt . . . born in Lawton, Okla. . . attended Enid (Okla.) High School . . . rushed for just less than 1,000 yards as a senior running back . . . Holt and his wife, Janet, reside in Tampa.

CAREER STATISTICS

INTERCEPTIONS

CAREER BEST

Year	No.	Yds.	Avg.	LG	TD	
1981 TB	1	13	13.0	13	0	Number: 1 (seven games)
1982 TB						Yards: 80 vs. San Diego 11/30/86
1983 TB	3	43	14.3	25	0	Longest: 80 vs. San Diego 11/30/86
1984 TB	1	25	25.0	25	0	
1985 TB	1	3	3.0	3	0	
1986	1	80	80.0	80	0	
1987						
1988						
TOTAL	7	164	23.4	80	0	

90 EZRA JOHNSON

Defensive End 6-4 252
 Morris Brown
 2nd Year With Colts, 13th
 in NFL
 Free Agent-1988
 Born: October 2, 1955



JOHNSON/McQUAID



GAMES STARTED/PLAYED: (1977, 0/14); (1978, 16/16); (1979, 11/11); (1980, 15/15); (1981, 1/16); (1982, 9/9); (1983, 16/16); (1984, 0/13); (1985, 16/16); (1986, 0/16); (1987, 0/6); (1988, 1/10) Total 85/158
Total with Colts 1/10

PRO: Entering his second season with the Colts, his 13th in the NFL . . . joined Colts as a free agent on April 27, 1988 . . . originally was a first round pick by Green Bay in the 1977 draft, the 28th selection overall . . . did not receive a qualifying offer from Packers after 1987 season.

1988: Saw action in 10 contests with one start . . . lone start came at Green Bay 11/13 . . . suffered hamstring pull at Packers which resulted in him not playing in final five games . . . was inactive at Minnesota 11/20, at New York Jets 12/10 and vs. Buffalo 12/18 . . . did not play at Bills 10/9, vs. New England 11/27 and at Miami 12/4 . . . totaled 18 tackles, 11 solo, including three sacks for 16 yards, five QB pressures and two forced fumbles . . . recorded season-high six stops and one sack at Packers . . . other sacks came vs. Miami 9/25 and vs. Tampa Bay 10/16 . . . also forced fumbles vs. Dolphins and Bucs.

CAREER NOTES: 1987: Played in only six contests due to knee injury . . . was on IR from 9/11 through 11/6 . . . had four unassisted tackles . . . three of four stops were sacks for 16 yards. **1986:** Played sparingly, finishing season with 3.5 sacks, seven unassisted tackles, and one assist . . . did not start a game for first time since rookie season.

1985: Recorded 9.5 sacks, three forced fumbles, two fumble recoveries and 47 solo tackles despite having back surgery (second) earlier in year. **1984:** Hampered by back problems throughout most of year and had eventual surgery . . . had seven sacks (55 yards) and five tackles.

1983: Had 107 tackles, 86 unassisted, 14.5 sacks, two forced fumbles and one fumble recovery as full-time starter. **1982:** Had five sacks, 37 unassisted tackles and one fumble recovery. **1981:** Recorded 36 tackles, 30 solo, one forced fumble and had 4.5 sacks. **1980:** Had 63 solo tackles, one forced fumble and nine sacks as 15-game participant . . . missed contest 12/31 at Detroit. **1979:** Missed five games due to ankle sprain . . . had six sacks and 40 solo tackles. **1978:** Had finest pro season, registering 93 tackles, 75 solo, 20.5 sacks, three forced fumbles and two fumble recoveries . . . had five-sack performance vs. Detroit 9/3 . . . earned Pro Bowl nod, along with All-Pro recognition. **1977:** Saw action in all 16 games, but did not start . . . as special teamer blocked two FGs and two PATs . . . totaled 3.5 sacks and 37 solo tackles.

HONORS: 1978: Pro Bowl.

COLLEGE: Named to numerous black All-America squads as senior in 1976, including the prestigious Pittsburgh Courier team . . . had 28 quarterback sacks and 112 solo tackles as senior.

PERSONAL: Full name is Ezra Ray Johnson . . . born in Shreveport, La. . . attended Green Oaks High School . . . Johnson and his wife, Carmen, reside with their daughter, Carlonda (10/9/87) in Shreveport, La.

60 DAN McQUAID

Tackle 6-7 291
Nevada-Las Vegas
2nd Year With Colts, 4th in NFL
Waivers-Minnesota, 1988
Born: October 4, 1960



GAMES STARTED/PLAYED: (1985, 3/16); (1986, 0/13); (1987, 0/1); (1988, 0/4) Total 3/34 Total with Colts 0/1

PRO: Entering his second season with the Colts, his fourth in the NFL . . . joined the Colts off waivers from Minnesota on September 22, 1988 . . . originally was signed by the Los Angeles Rams as a free



McQUAID/MILLER

agent on May 4, 1984 . . . traded to Washington on August 24, 1985 for Redskins' fourth round pick in 1986 (pick was later dealt to San Francisco) . . . waived by Washington on May 9, 1988 and joined Minnesota off waivers on May 24, 1988 . . . waived by Minnesota on September 21, 1988.

1988: Saw action in only one game . . . joined Colts off waivers from Minnesota 9/22 . . . played as reserve 10/23 at San Diego . . . spent most of year inactive . . . appeared in three games as a reserve with Vikings.

CAREER NOTES: 1987: Played in only one game for Washington before being placed on injured reserve with ankle injury. **1986:** Played in 13 games and three playoff games as a reserve tackle and special teamer . . . saw action in Wildcard win over Rams 12/28 and Divisional win over Chicago 1/3/87 when Joe Jacoby broke a hand. **1985:** Joined Washington in pre-season trade and started three games . . . blocked an extra point in the finale vs. St. Louis 12/21. **1984:** Spent entire season on injured reserved with back injury.

COLLEGE: Was a four-year starter and letterman for the Rebels . . . has a degree in economics.

PERSONAL: Full name is Daniel James McQuaid . . . born in Sacramento, Calif. . . attended Delta High School in Clarksburg, Calif. . . was a four-year letterman in football, basketball and baseball . . . McQuaid and his wife, Lori, reside in Fairfax, Va.

28 CHUCKIE MILLER

Defensive Back 5-10 183
UCLA
3rd Year With Colts, 2nd in NFL
Draft-8, 1987
Born: May 9, 1965



GAMES STARTED/PLAYED: (1988, 1/3) Total 1/3

PRO: Entering his third season with the Colts, his second in the NFL . . . was the Colts' eighth-round pick in the 1987 draft, the 200th selection overall . . . choice by Colts from Buffalo in exchange for OT-Roger Caron.

1988: Played in three games, started one . . . lone start came at LCB in season finale 12/18 vs. Buffalo . . . started in place of Willie Tullis who started at SS because of injury to John Holt . . . was activated off IR 12/2 after missing first 13 weeks with shoulder injury suffered in training camp . . . had six tackles and two passes defended . . . also had one special teams tackle.

CAREER NOTES: 1987: Suffered a hairline leg fracture in training camp and spent entire season on injured reserve.

COLLEGE: Slowed through senior year with rib injury, but totaled 38 tackles, three fumble recoveries, seven passes defended and one interception . . . participated in 721 plays as junior and led conference with 18 passes defended, while making 60 tackles . . . had seven tackles in Bruins' 1986 Rose Bowl win over Iowa . . . started 20 games during last two seasons . . . had five passes defended at Arizona as junior for top game . . . was reserve in nickel and dime situations as sophomore . . . possesses a 36-inch vertical leap and has bench pressed 308 pounds . . . political science major.

PERSONAL: Full name is Charles Elliot Miller . . . born in Anniston, Ala. . . attended Long Beach (Calif.) High School . . . had eight interceptions as junior . . . never allowed a completion longer than 15 yards or more than four against himself in any game . . . single . . . resides in Los Angeles, Calif.



93 CLIFF ODOM

Linebacker 6-2 251
 Texas-Arlington
 8th Year With Colts, 9th in NFL
 Waivers-L.A. Raiders, 1982
 Born: August 15, 1958



GAMES STARTED/PLAYED: (1980, 0/8); (1982, 2/8); (1983, 5/15); (1984, 16/16); (1985, 16/16); (1986, 16/16); (1987, 12/12); (1988, 7/13) Total 74/104 Total with Colts 74/96

PRO: Entering his eighth season with the Colts, his ninth in the NFL . . . joined the Colts off waivers from the Raiders on August 10, 1982 . . . originally picked in the third round of the 1980 draft by Cleveland, the 72nd selection overall . . . waived by Browns on August 18, 1981 . . . signed as a free agent by Raiders on March 4, 1982.

1988: Saw action in 13 contests, started seven . . . started first five games of season at LILB before relinquishing job to Fred Young . . . played in a backup capacity at Buffalo 10/9 . . . started for injured Barry Krauss at RILB vs. Tampa Bay 10/16 . . . did not play vs. Denver 10/31 and vs. New York Jets 11/6 due to sprained ankle suffered vs. Bucs . . . returned to backup role weeks 11 through 15, and started season finale vs. Buffalo 12/18 at LILB for injured Fred Young . . . finished fifth on team in tackles with 94, 61 unassisted, two sacks for seven yards, forced a fumble and recovered one . . . was strong early in season with 15 tackles, 10 solo, in opener vs. Houston 9/4 and 16 stops, 12 solo, vs. Chicago 9/11 . . . sacks came at New England 10/2 and at New York Jets 12/10 . . . forced and recovered fumble vs. Oilers . . . was voted team captain along with C-Ray Donaldson and K-Dean Biasucci.

CAREER NOTES: 1987: Second on team in tackles with 105, 74 solo, nine passes defended, five fumbles forced, three fumble recoveries and one QB pressure . . . earned AFC Defensive Player of the Week honors with three forced fumbles at Miami 11/15 (Colts used turnovers for 13 points) . . . forced fumbles 11/1 at Jets and 12/13 vs. Buffalo . . . recovered fumbles 9/20 vs. Miami, 10/25 vs. New England and at Jets . . . reached double figures in tackles in four games, with 14 vs. Buffalo as top total . . . had at least eight tackles in eight games . . . missed weeks three through five, snapping streaks of 65 consecutive games played and 54 consecutive starts. **1986:** Led club with 151 tackles, 98 solo, five passes defended, four QB pressures, one sack, two fumbles forced and two fumbles recovered . . . had 14-tackle game and three 13-tackle games. **1985:** Led club with 192 stops, 117 solo, two sacks, two QB pressures, eight passes defended, four fumbles forced and two fumbles recovered . . . had 19 tackles 9/15 at Miami and 9/29 at Jets . . . had 10 double digit tackle games. **1984:** Second on club with 152 tackles, 110 unassisted, almost 100 more tackles than previous year . . . had four sacks, three QB pressures and a pass defended . . . had two sacks 12/16 at New England . . . had at least six tackles in 15 games, and reached double figures in tackles in six games . . . had 16-tackle effort 9/30 vs. Buffalo. **1983:** Started last four games at inside linebacker . . . amassed 67 tackles, 52 unassisted, and 19 tackles on special teams. **1982:** Started at inside linebacker at Miami 9/19 but moved to ROLB slot for 11/21 start at Jets . . . had 30 tackles, 21 solo. **1980:** Spent first eight games on active roster before knee injury ended season.

COLLEGE: Lettered four years at Texas-Arlington . . . named to the All-Southland Conference second-team and selected conference Defensive Player of the Year as senior . . . team captain during final season . . . team's leading tackler as junior . . . led club in tackles as senior until sidelined by a chipped thigh bone . . . holds degree in business administration/management.



ODOM/PLUMMER/PRIOR

PERSONAL: Full name is Clifton Louis Odom . . . born in Beaumont, Texas . . . attended French High School . . . earned all-district honors as a LB and led team to district title as senior . . . hobbies include fishing, hunting and basketball . . . involved with Riley's Children's Hospital in Indianapolis . . . Odom and his wife, Cynthia, reside with their son Cliff Jr. (10/2/88) in Arlington, Tex.

23 BRUCE PLUMMER

Cornerback 6-1 203
Mississippi State
1st Year With Colts, 3rd in NFL
Free Agent-1989
Born: September 1, 1964



GAMES STARTED/PLAYED: (1987, 0/11); (1988, 0/11) Total 0/22
PRO: Entering his first year with the Colts, his third in the NFL . . . was signed by the Colts as a free agent on March 8, 1989 (was unprotected by Miami) . . . was originally a ninth-round pick of Denver in the 1987 draft, the 250th player selected . . . was waived by Broncos on November 26, 1987 . . . was claimed off waivers by Miami on November 28, 1988.

CAREER NOTES: 1988: Saw action on 31 defensive plays for Denver and made three tackles . . . also had a pair of special team stops before being waived after the 12th week of the season . . . was declared inactive weeks five through seven and 12 . . . was claimed off waivers by Miami and played in final three regular season games . . . had no tackles for Dolphins. **1987:** Played in eleven games with Denver primarily as a special teamer finishing the year with seven tackles, four unassisted.

COLLEGE: Was second-team All-Southeastern Conference selection as a junior and senior at Mississippi State . . . finished career with 43 passes defensed and seven interceptions . . . moved into Bulldogs starting lineup as a sophomore and led SEC that year with 16 passes defensed . . . majored in education psychology.

PERSONAL: Full name is Bruce Elliot Plummer . . . born in Bogalusa, La. . . attended Bogalusa High School where he was an all-district selection at tailback and safety . . . also earned all-state honors as a baseball standout and was considered by scouts to be a major league prospect . . . he lettered four times in football and baseball and three times in basketball . . . single . . . resides in Bogalusa, La.

39 MIKE PRIOR

Safety 6-0 210
Illinois State
3rd Year With Colts, 4th in NFL
Free Agent-1987
Born: November 14, 1963



GAMES STARTED/PLAYED: (1985, 0/16); (1987, 7/13); (1988, 16/16)
Total 23/45 Total with Colts 23/29

PRO: Entering his third season with the Colts, his fourth in the NFL . . . originally was a seventh-round pick of Tampa Bay in the 1985



draft, the 176th selection overall . . . released by Bucs on September 30, 1986 . . . signed with Colts as free agent on May 11, 1987 . . . waived by Colts on September 1, 1987, then re-signed with club on September 23, 1987.

1988: Earned starting nod in training camp and was only member of secondary to start all 16 contests, 15 at FS and one at SS . . . started at SS 12/10 at New York Jets in place of injured Craig Swoope (knee) . . . finished first among defensive backs, fourth on team, in tackles with 98, 69 solo, one sack (six yards), three QB pressures, three interceptions, 18 passes defended, one forced fumble and one fumble recovery . . . totaled eleven stops, seven solo, vs. Chicago 9/11 for top tackle outing . . . had 10 tackles in three other contests . . . thefts came vs. Miami 9/25, vs. Tampa Bay 10/16 and at Dolphins 12/4 . . . also recovered a fumble at Dolphins with forced fumble coming at Cleveland 9/19 . . . single sack came at Green Bay 11/13 . . . was also called upon as special teamer . . . returned one punt and fair caught five . . . had two special teams tackles . . . has nine career interceptions . . . best overall effort came at Jets with eight tackles, seven solo, and five passes defended.

CAREER NOTES: 1987: Started weeks three through five, the final four games and Divisional Playoff Game at Cleveland at FS . . . tied for NFL lead with Barry Wilburn (Washington) with nine takeaways . . . tied for AFC lead with six interceptions, while recovering three fumbles . . . totaled 68 tackles, 44 solo, one sack and nine passes defended . . . had game-ending theft vs. Jets 10/11 and a fumble recovery inside the Colts' five to preserve 9-7 win at Cleveland 12/6 . . . sack came 10/4 at Buffalo, along with an interception and six tackles . . . had 38-yard int. return vs. New England 10/25 . . . led special teamers with 21 tackles, 15 solo, and had three double digit tackle games defensively (13 at Pittsburgh 10/18 was top total). **1985:** Saw limited duty defensively for Tampa Bay, posting four tackles . . . had 22 special teams tackles to rank second on club . . . had 8.1 avg. on 13 punt returns and a 13.1 avg. on 13 kickoff returns.

COLLEGE: Four-year letterman at Illinois State . . . was a three-time Division 1-AA All-America at safety . . . ended baseball career as school's alltime batting avg. leader (.388) . . . ranks as all-time Missouri Valley Conference interception leader with 24 . . . had eight interceptions as senior, along with 67 tackles . . . totaled 344 career tackles, with 133 coming in school-record sophomore year . . . led MVC in punt returns as junior and senior (30-10.0, 1983; 43-10.0, 1984), while totaling 108 for 9.4 avg. and three TDs for career . . . earned All-America second-team and All-MVC first-team honors in 1982 and 1983 . . . was 17th-round draft pick by Baltimore in the 1984 baseball draft . . . drafted by the Los Angeles Dodgers (4th round) in 1985 draft and by Houston in the 1986 draft . . . had 32 career HRs, 137 RBIs and 55 stolen bases . . . 19 HRs as senior set school seasonal record . . . played CF and was emergency reliever . . . holds degree in business administration.

PERSONAL: Full name is Michael Robert Prior . . . born in Chicago Heights, Ill. . . attended Marian High School in Chicago Heights where he starred in both baseball and football . . . Prior and his wife, Diane, reside with their daughters, Nicole (5/30/86) and Breana (1/12/89), in Indianapolis.

49 JAMES PRUITT

Wide Receiver 6-3 201
 Cal State-Fullerton
 2nd Year with Colts, 4th in NFL
 Waivers-Miami, 1988
 Born: January 29, 1964





PRUITT/RAMSEY

GAMES STARTED/PLAYED: (1986, 0/16); (1987, 1/12); (1988, 0/11)
Total 1/39 Total with Colts 0/1

PRO: Entering his second season with the Colts, his fourth in the NFL. . . claimed off waivers from Miami on November 22, 1988. . . waived by Miami on November 19, 1988. . . originally was selected by Miami in the fourth round of the 1986 draft, the 107th selection overall.

1988: Spent first eleven weeks of season with Miami. . . was claimed off waivers by Colts 11/22. . . was inactive weeks 13 through 15. . . saw action as special teamer in season finale vs. Buffalo 12/18. . . caught two passes for 38 yards while with Dolphins.

CAREER NOTES: 1987: Played in 12 games for Miami, started one. . . start came vs. Indianapolis 11/15. . . was 2-48 receiving, with a career-long 37-yard reception. . . was 26-404, three TDs for year. . . was 6-90 vs. Cincinnati 11/8. . . had game-winning TD catch from Dan Marino in 20-14 victory at Dallas 11/22. . . was 4-48, one TD in finale vs. New England 12/28. . . had 25-yard TD reception vs. Buffalo 10/25. . . made at least one reception in every game except opener at New England 9/13. **1986:** As fourth receiver caught 15 passes for 235 yards and two TDs. . . had 13.6 avg. on eleven punt returns, including a 71-yard TD return vs. Colts 9/14. . . made six-yard TD catches vs. Rams 12/14 and at Jets 9/21. . . had three receptions against Buffalo 10/12 (62 yards) and at Indianapolis 10/26 (35 yards).

COLLEGE: Four-year letterman at Cal State-Fullerton. . . ranked second in career receptions (74) and reception yardage (1,323). . . had nine career TDs. . . was 21-467, six TDs as senior. . . named second-team All-PCAC in 1985. . . was 6-133 in California Bowl to cap sophomore season. . . played in same quartet of WRs all through career. . . majored in communications.

PERSONAL: Full name is James Bouvias Pruitt. . . born in Los Angeles, Calif. . . attended Thomas Jefferson High School. . . lettered in football, basketball and track. . . single. . . resides in Hollywood, Fla.

CAREER STATISTICS

RECEIVING

PUNT RETURNS

Year	No.	Yds.	Avg.	LG	TD	No.	FC	Yds.	Avg.	LG	TD
1986 Mia.	15	235	15.7	27	2	11	1	150	13.6	71t	1
1987 Mia.	26	404	15.5	37	3						
1988 Mi./Ind.	2	38	19.0	0							

TOTAL 43 677 15.7 37 5 11 1 150 13.6 71t 1

CAREER BEST

RECEIVING

Receptions: 6 at Cincinnati 11/8/87
Yards: 90 at Cincinnati 11/8/87
Longest: 37 vs. Indianapolis 11/15/87
TD: 1 five times

14 TOM RAMSEY

Quarterback 6-1 185
UCLA
1st Year With Colts, 5th in NFL
Free Agent-1989
Born: July 9, 1961



GAMES STARTED/PLAYED: (1986, 0/5); (1987, 3/9); (1988, 1/7) Total 4/21



PRO: Entering his first season with the Colts, his fifth in the NFL . . . joined the Colts as a free agent on March 6, 1989 . . . was originally a tenth-round pick of New England in the 1983 draft, the 267th selection overall . . . signed with the Los Angeles Express (USFL) on February 10, 1983 . . . was traded to the Oakland Invaders on March 19, 1984 . . . signed with New England on July 25, 1984 . . . was waived by Patriots on September 15, 1985 and later re-signed on October 17, 1985 . . . was waived by New England on October 17, 1988. **1988:** Played in seven contests started one . . . lone start came vs. Indianapolis 10/2 . . . saw action in a reserve role vs. Jets 9/4, at Minnesota 9/11, vs. Buffalo 9/18, at Houston 9/25, at Green Bay 10/9 and vs. Cincinnati 10/16 . . . hit on 12 of 27 passes for 100 yards, no touchdowns, three interceptions and was sacked twice for six yards . . . was 8-19-77 yards and one interception 10/2 vs. Colts for best outing.

CAREER NOTES: 1987: Had best season of NFL career, playing in nine games with three starts . . . starts were vs. Colts 11/22, vs. Philadelphia 11/29 and at Denver 12/6 . . . set New England club record with 53 attempts vs. Eagles, completing 34 for 402 yards, three TDs and two interceptions . . . start vs. Eagles was top game of the season. **1986:** Saw action in two games, vs. Colts 9/7 and at Pittsburgh 10/19 . . . was 1-3-7 for season. **1985:** Was on team for 12 games, but did not see any playing time. **1984:** Spent entire season on injured reserve (thumb) . . . played with Oakland (USFL) before joining Patriots later that year . . . was 47-77-396 yards, 13 TDs and 14 ints. . . also rushed for 80 yards on 28 carries and one TD.

COLLEGE: Led UCLA to PAC-10 first-place finish and 24-14 win over Michigan in Rose Bowl as senior . . . was co-MVP of Rose Bowl . . . was 209-336-2,986 yards and 21 TDs in final year with Bruins . . . also rushed for seven TDs . . . was 134-230-1,793 yards and 16 TDs as junior . . . led team to 7-4-1 finish and appearance in Bluebonnet Bowl where they dropped a 33-14 decision to Michigan . . . was 82-148-1,116 yards and nine TDs as sophomore . . . became starter in 10th game of freshman season, and team went 26-8-2 in games he started . . . led nation in passing efficiency as senior and was ranked 7th in total offense.

PERSONAL: Full name is Thomas Lloyd Ramsey . . . born in Encino, Calif. . . attended Kennedy High School in Granada Hills, Calif. . . earned All-America honors as a senior . . . threw for more than 2,000 yards as a junior . . . works at radio-TV station in Los Angeles during off-season . . . has degree in sociology . . . single . . . resides in Los Angeles.

CAREER STATISTICS

Year	Att-Comp.	Yds.	Pct.	Int.	LG	TD
1986 NE	3- 1	7	33.3	0	7	0
1987 NE	134-71	898	53.0	6	40	6
1988 NE	27-12	100	44.4	3	23	0
TOTAL	164-84	1005	51.2	9	40	6

3 ROHN STARK

Punter 6-3 203
 Florida State
 8th Year With Colts
 Draft-2A, 1982
 Born: May 4, 1959



GAMES STARTED/PLAYED: (1982, 0/9); (1983, 0/16); (1984, 0/16); (1985, 0/16); (1986, 0/16); (1987, 0/12); (1988, 0/16) Total 0/101



STARK

PRO: Entering his eighth season with the Colts . . . was the second player picked in the second round by the Colts in the 1982 draft, the 34th selection overall.

1988: Ranked fourth in NFL with 43.5 avg. on 64 punts . . . seasonal avg. was ninth-best in Colts history, his sixth-best personal total . . . had eight touchbacks and 15 punts inside the 20 . . . currently is tied for third-best career avg. in NFL history (44.3, 514-22,791) . . . had entered 1987 season as NFL's alltime leader at 45.16 . . . was 2-59.5 vs. Miami 9/25 for top game . . . tied a career high with 10 punts at New England 10/2 . . . averaged 45.0+ yards in seven contests (vs. Chicago 9/11 5-50.0, vs. Dolphins 2-59.5, at New England 10/2 10-45.6, at San Diego 10/23 2-45.0, vs. New England 11/27 5-49.8, at Miami 12/4 2-53.0 and vs. Buffalo 12/18 5-45.4) . . . received Pro Football Weekly's Golden Toe Award for game vs. Chicago . . . eight touchbacks tied for fifth-lowest in AFC, while 15 kicks inside the 20 was eighth in AFC . . . 34.5 net avg. was tied for sixth-best in AFC . . . boomed two 64-yard punts vs. New England . . . had 63-yarder at Miami and season-long 65-yarder vs. Miami . . . punt totals and yardage rank second in club history.

CAREER NOTES: **1987:** Missed games three through five . . . had career-low 40.0 avg. (T10th in AFC) on 61 punts . . . had seven touchbacks and 12 punts inside the 20 . . . entered season as NFL's alltime career avg. leader (45.16) . . . was 4-52.3 vs. Cincinnati 9/13 for top avg. game . . . had nine boots at San Diego 12/20 . . . averaged more than 44 yards per game only twice. **1986:** Missed 9/28 tilt vs. Jets (groin) . . . earned Pro Bowl nod for second consecutive year with NFL-best 45.2 avg. on 76 punts . . . was second consecutive year, third total, as NFL leader . . . had just five touchbacks and had 23 kicks inside the 20 . . . had net avg. of 37.2 . . . seasonal avg. was fifth-highest in club history . . . had eight punts 11/23 at Houston. **1985:** Led NFL and earned Pro Bowl honors with 45.9 avg. on 78 boots . . . led nearest competitor by more than two yards in avg. . . . had six punts exceed 60 yards, with 68-yarder coming vs. Denver 10/13. **1984:** Punted 98 times for 4,383 yards and a 44.7 avg. . . . yardage total broke previous club-record 4,124 yards of 1983 . . . 98 punts tied for NFL lead, while avg. ranked second . . . had career-long 72-yard punt at Miami 9/23 . . . forced 15 fair catches, had 21 punts inside the 20 and had seven touchbacks. **1983:** Led NFL with 45.3 avg. on 91 punts . . . had 68-yarder at Denver 12/11 . . . ranked fourth in NFL with 36.3 net avg. . . . had 20 kicks inside the 20 and nine touchbacks. **1982:** Had 44.4 avg. on 46 punts to rank second in NFL . . . averaged better than 44.0 yards in six of nine games.

HONORS: **1982:** UPI AFC All-Star Second-Team . . . Pro Football Weekly All-Rookie Team . . . PFWA All-Rookie Team . . . Football Digest Rookie All-Star Team. **1983:** AP All-Pro First-Team . . . Football Digest All-Pro First-Team . . . UPI AFC All-Star Second-Team . . . Pro Bowl First Alternate . . . NEA All-Pro Second-Team. **1984:** AP All-AFC Second-Team . . . NEA All-NFL Second-Team . . . College and Pro Football Newsweekly All-Pro Second-Team . . . UPI All-AFC Second-Team. **1985:** Pro Bowl, AP/NEA/PFWA All-NFL Team . . . AP All-Pro Second-Team . . . UPI All-AFC First-Team . . . College and Pro Football Weekly All-Pro Second-Team . . . Football News All-AFC Team. **1986:** Pro Bowl . . . AP All-Pro Second-Team . . . UPI All-AFC First-Team . . . Football News NFL All-Pro Team . . . NEA All-NFL . . . NFL Alumni Association Kicker of the Year . . . Pro Football Weekly All-AFC Team . . . Pro Football Weekly Golden Toe Award 10/12 vs. New Orleans. **1988:** Pro Football Weekly Golden Toe Award 9/11 vs. Chicago.

COLLEGE: Four-year letterman . . . was consensus first-team All-America during final two seasons . . . averaged school-record 46.0 yards as senior . . . played in 1980 and 1981 Orange Bowls and the Japan and Olympia Gold Bowls . . . averaged 45.2 as junior . . . had 244 career punts for 10,418 yards (42.6 avg.) . . . had 51.1 avg. for eight punts vs. Nebraska in 1980 . . . became only punter ever honored as UPI's Southeast Defensive Player of the Week when he averaged 48.1 yards on seven punts in 36-22 win over Pittsburgh in 1980 . . . had 72-yarder as freshman . . . was sixth in NCAA decathlon and was All-America track performer as senior . . . average decathlon total was



7600...was academic All-America in 1980...holds degree in finance.

PERSONAL: Full name is Rohn Taylor Stark...born in Minneapolis, Minn...attended Pine River High School...lettered in football, baseball, basketball and track...has amateur pilot's license...actively involved with Leukemia Society and Special Olympics...Stark and his wife, Ann, reside in Indianapolis with their children, Taylor (8/10/84) and Taryn (2/27/89).

**CAREER STATISTICS
PUNTING**

Year	No.	Yds.	Avg.	TB	In 20	LG	Blk.
1982	46	2044	44.4	12	8	60	0
1983	91	4124	45.3#	9	20	68	0
1984	98	4383	44.7	7	21	72	0
1985	78	3584	45.9#	14	12	68	2
1986	76	3432	45.2#	5	23	63	0
1987	61	2440	40.0	7	12	63	2
1988	64	2784	43.5	8	15	65	0

TOTAL	514	22791	44.3	62	111	72	4
--------------	------------	--------------	-------------	-----------	------------	-----------	----------

YARDAGE BREAKDOWN

Year	10-19	20-39	40-49	50-59	60-69	70-79
1982	1	10	18	16	1	0
1983	0	29	33	21	8	0
1984	1	28	37	27	4	1
1985	0	19	31	22	6	0
1986	0	23	30	21	2	0
1987	1	27	25	7	1	0
1988	1	22	26	11	4	0

TOTAL	4	158	200	125	26	1
--------------	----------	------------	------------	------------	-----------	----------

CAREER SINGLE-GAME BEST

Most Punts: 10 vs. Denver 9/11/83
 at LA Raiders 11/25/84
 at New England 10/2/88

Most Punting Yardage: 462 at Denver 12/11/83

Longest Punt: 72 at Miami 9/23/84

Inside 20: 4 at Miami 11/29/83

Led NFL

26 CRAIG SWOOPE

Defensive Back 6-1 225
 Illinois
 3rd Year With Colts, 4th in NFL
 Waivers-Tampa Bay, 1987
 Born: February 3, 1964



GAMES STARTED/PLAYED: (1986, 11/16); (1987, 0/3); (1988, 4/11)
Total 15/30 Total with Colts 4/14

PRO: Entering his third season with the Colts, his fourth in the NFL...joined the Colts off waivers from Tampa Bay on November 5, 1987...originally a fourth-round pick of Tampa Bay in 1986, the 83rd pick overall.

1988: Played in eleven games, started four...earned starting job at SS in camp...started season opener 9/4 vs. Houston, but dislocated elbow in that contest and spent next four weeks on IR...returned to starting lineup at Buffalo 10/9 and 10/16 vs. Tampa Bay...lost starting slot to Freddie Robinson after being hampered with knee



SWOOPE/TAYLOR

injury . . . was re-inserted in starting lineup 12/4 at Miami after Robinson suffered knee injury . . . played sparingly in that contest, was bothered by previously injured knee . . . played in a backup capacity in final two games of season . . . compiled 39 tackles, 26 solo, one sack (10 yards), three QB pressures, one pass defended, forced a pair of fumbles and recovered one . . . had top game of eleven tackles, seven solo, vs. New England 11/27 . . . sack and fumble recovery came vs. Denver 10/31 . . . forced fumbles 12/4 at Miami and 12/10 at New York Jets.

CAREER NOTES: 1987: Played in final three contests as a reserve DB and special teamer . . . was pushed into duty with late-season injury to SS-Nesby Glasgow . . . had one tackle defensively . . . was on inactive list for five games before being activated. **1986:** Started eleven games for Tampa Bay . . . had 61 tackles, one sack and one interception, with two fumbles forced and two fumbles recovered . . . theft came 10/26 at Kansas City . . . started first eleven games at SS, but was slowed during final five games with toe/shoulder injuries . . . selected to all-rookie team by Football Digest.

HONORS: 1986: Football Digest All-Rookie Team.

COLLEGE: Four-year letterman . . . had career-best five interceptions as freshman . . . had 12 career thefts and 205 tackles . . . had career-best 63 tackles as senior . . . was FS for first three seasons, then moved to SS in 1985 . . . had 73-yard TD return of interception in 1984 . . . had three interceptions as junior . . . was All-Big Ten as a junior and senior . . . majored in political science.

PERSONAL: Full name is Craig Avery Swoope . . . born in Fort Pierce, Fla. . . attended Westwood High School . . . earned nine prep letters while competing in football (4), basketball (3) and baseball (2) . . . named all-state twice in football, once in basketball . . . Swoope and his wife, LaDonna, reside in Fort Pierce, Fla.

27 KEITH TAYLOR

Defensive Back 5-11 206
Illinois
2nd Year With Colts
Free Agent-1988
Born: December 21, 1964



GAMES STARTED/PLAYED: (1988, 0/3) Total 0/3

PRO: Entering his second season with the Colts . . . joined Colts as a free agent on November 30, 1988 . . . originally was a fifth-round pick of New Orleans in the 1988 draft, the 134th selection overall . . . waived by Saints on August 29, 1988.

1988: Joined team 11/30 as free agent after defensive secondary was depleted because of injuries . . . saw action in final three games primarily as a special teamer . . . had one defensive tackle and two passes defended . . . recorded three special teams stops.

COLLEGE: Four-year performer who missed one season (1984) with broken neck suffered in car accident . . . totaled 83 career tackles, 54 solo, twelve passes defended and seven interceptions (40 yards) . . . had 33 tackles and four interceptions as senior . . . had 24 stops as junior and three interceptions as freshman in 1983 . . . was honorable mention All-Big Ten by UPI as senior . . . had eight tackles and two passes defended in 1984 Rose Bowl against UCLA following freshman year . . . played cornerback . . . appeared in Blue-Gray Game following senior year . . . majored in accounting.

PERSONAL: Full name is Keith Gerard Taylor . . . born in Camden, N.J. . . attended Pennsauken (NJ) High School . . . prep All-America who was all-conference in track . . . totaled nearly 1,300 yards from scrimmage as senior . . . single . . . resides in Pennsauken, N.J.



99 DONNELL THOMPSON

Defensive End 6-4 280
 North Carolina
 9th Year With Colts
 Draft-1B, 1981
 Born: October 27, 1958



GAMES STARTED/PLAYED: (1981, 12/13); (1982, 9/9); (1983, 13/14); (1984, 10/10); (1985, 13/14); (1986, 16/16); (1987, 12/12); (1988, 16/16) Total 101/104

PRO: Entering his ninth season with the Colts . . . was the Colts' second pick in the first round of the 1981 draft, the 18th selection overall . . . pick was obtained from Minnesota in exchange for the Colts' two second-round selections and a fifth-round choice in the 1981 draft (Minnesota selected RBs-Mardye McDole and Jarvis Redwine and DE-Wendell Ray).

1988: Had second consecutive strong season, ranking third on the club with 111 tackles, 80 unassisted, three sacks (30 yards), 13 QB pressures and two fumble recoveries . . . started strongly with career-high 17 tackles, 12 unassisted, vs. Houston 9/4 . . . followed up with 14-tackle, nine solo, performance vs. Chicago 9/11 . . . had 14-yard sack vs. Houston and a four-yarder vs. Bears . . . other sack came vs. New England 11/27 (12 yards) . . . was only defensive lineman on club to start every game . . . recovered fumbles at Cleveland 9/19 and vs. Denver 10/31 . . . has not missed a game due to injury for past three seasons . . . also reached double figures in tackles with eleven at Jets 12/10.

CAREER NOTES: **1987:** Had solid season with 65 tackles, 44 solo, five sacks (42 yards), eleven QB pressures, two forced fumbles and one fumble recovery . . . had 10 tackles 11/22 at New England and nine tackles at Cleveland 12/6 for top games . . . sacks came 10/25 vs. New England (12 yards), at Jets 11/1 (eleven yards), at New England (no yards), at Cleveland (eight yards) and 12/27 vs. Tampa Bay (eleven yards) . . . forced fumbles at Cleveland and 11/8 vs. San Diego . . . scored first pro TD on 28-yard fumble return vs. New England . . . was the club's first defensive TD since 10/6/85 . . . earned game ball for effort at Cleveland (nine stops, one sack and one forced fumble) . . . missed weeks three through five. **1986:** 16-game starter for first time in career . . . ranked fourth on club, first among linemen, with 86 stops, 61 solo, four sacks, eleven QB pressures and one forced fumble . . . tackle total was highest seasonal pro output . . . had eye injury at Raiders 12/21 and missed most of contest . . . had nine stops 9/7 at New England and 12/14 vs. Bills for top totals . . . had nine games with at least six tackles . . . had sacks at New England, 10/5 at San Francisco, 11/16 at Jets and half-sacks vs. Buffalo . . . forced fumble 9/28 vs. Jets. **1985:** Missed games 9/15 at Miami and 9/29 at Jets, and did not start 9/22 vs. Detroit . . . had 70 tackles, 42 solo, four sacks and nine QB pressures . . . had nine stops 10/20 at Buffalo . . . sacks came 10/13 vs. Denver, vs. Green Bay, 11/17 vs. Miami and 12/22 vs. Houston. **1984:** Missed first four games of season while serving club-imposed suspension . . . missed next two games with a non-football injury . . . was sixth on club with 80 tackles, 50 solo, four sacks, 25 QB pressures and one pass defended . . . had two sacks 11/11 at Jets. **1983:** Started first nine and final four games . . . missed start 11/20 at Miami . . . had 70 stops, 38 unassisted, four sacks, and 15 QB pressures . . . nailed Patriots QB-Steve Grogan for a safety 10/9 to preserve a 12-7 Colts win. **1982:** Had 77 tackles, 36 solo . . . had 16 tackles at Buffalo 11/28. **1981:** Missed three games due to season-opening knee injury . . . had 50 tackles, 42 unassisted, and three forced fumbles.

COLLEGE: Started for three seasons . . . totaled 213 tackles and 14



THOMPSON/TRUDEAU

sacks . . . had 87 tackles and five sacks to earn third-team All-America honors by Football News . . . honorable mention All-America notice by AP and UPI as senior . . . voted first-team All-ACC . . . played in Liberty Bowl as freshman, Gator Bowl as junior and Bluebonnet Bowl as senior . . . recreation major.

PERSONAL: Full name is Lawrence Donnell Thompson . . . born in Lumberton, N.C. . . attended Lumberton High School . . . achieved All-America recognition in football and lettered in basketball . . . enjoys racquetball, fishing and monopoly . . . assists the American Lung Association during the offseason . . . holds bank management position during off-season . . . Thompson and his wife, Stacey, reside in Atlanta with their son, Lawrence Donnell, Jr. (2/22/89).

10 JACK TRUDEAU

Quarterback 6-3 219
 Illinois
 4th Year With Colts
 Draft-2, 1986
 Born: September 9, 1962



GAMES STARTED/PLAYED: (1986, 11/12); (1987, 8/10); (1988, 2/2)
 Total 21/24

PRO: Entering his fourth season with the Colts . . . was the Colts' second-round pick in the 1986 draft, the 47th selection overall.

1988: Took over as starter during second week of season vs. Chicago 9/11, then suffered season-ending knee injury 9/19 at Cleveland . . . injury occurred to same knee injured in Japan Bowl following collegiate career and involved reconstructive surgery . . . was 4-15-78 yards and two interceptions vs. Bears before exiting game with head injury . . . injury at Cleveland came during second quarter when he was flushed from pocket and was hit after delivery . . . was 10-19-80 yards and one interception at Browns . . . was 14-34-158 yards and three ints. for season . . . gained starting nod over Gary Hogeboom after 9/4 opener vs. Houston.

CAREER NOTES: 1987: Led Colts to 5-3 record as starter . . . was 128-229-1,587 yards, six TDs and six ints. for 75.4 rating . . . started 9/13 vs. Cincinnati (13-23-206, two TDs and three ints) . . . hit WR-Bill Brooks on 52-yard TD toss for longest TD pass of season . . . was solid in next two starts 10/25 vs. New England (17-28-239 yards, one TD, 100.3 rating in 30-16 win) and 11/1 at Jets (14-23-192, one TD, 102.0 rating in 19-14 win) . . . was 20-34-192 yards at Cleveland 12/6 in 9-7 win . . . led club to wins in final two games to clinch division title with strong efforts (20-39-201, one TD at San Diego 12/20; 17-27-246 vs. Tampa Bay 12/27) . . . hit WR-Bill Brooks on 42-yard scoring pass at Chargers . . . had seven games without throwing an interception, compared to two such efforts in 1986 . . . lowered interception pct. from 4.2 in 1986 to 2.6 in 1987 . . . was sacked 13 times for 100 yards . . . had strong effort in 1/9/88 Divisional Playoff Game at Cleveland (21-33-251, two TDs, one int.). **1986:** Started eleven of 12 games . . . pushed into action 9/14 at Miami due to shoulder injury to Gary Hogeboom . . . was 204-417-2,225 yards, eight TDs and 18 ints. (53.6 rating) . . . sacked 29 times for 213 yards . . . helped set club seasonal records with 586 pass attempts (surpassing 550 in 1979) and 3,615 yards (more than 1967's mark of 3,363) . . . 417 pass attempts ranked third in NFL history for most attempts by a rookie (Warren Moon, Houston, 450 in 1984; Jim Zorn, Seattle, 439 in 1976) . . . was five completions and 347 yards shy of reaching third place in NFL history for rookie totals in those categories . . . totals surpassed former Colts rookie records of George Shaw (119-237-1,586 in 1955) . . . attempted 53 passes 9/28 vs. Jets to tie Bert Jones' team record for most attempts in a game, then surpassed it by throwing



57 times 11/16 at Jets . . . completed 27 passes at Jets to tie Jones' record for third-most single-game completions . . . was 24-44-315 yards and two TDs 10/12 vs. New Orleans to become the first Colts quarterback to pass for more than 300 yards in a game since Jones (310 yards vs. Cincinnati 10/11/81) . . . passed for 359 yards at Jets, the eighth-highest single-game total in club history. . . had six 200-yard passing games, the first Colts QB to have six 200-yard games in a season since Jones in 1981. . . teamed with WR-Bill Brooks on 84-yard scoring play 10/5 at 49ers, tying the fifth-longest scoring play in Colts history. **COLLEGE:** Holder of school record for career attempts (1,151), completions (737), yards (8,146) and touchdowns (51) . . . completed 64 percent of passes for career, never slipping below 62 percent mark in any season . . . set NCAA record by throwing 215 consecutive passes without an interception . . . 238.1 yards total offense per game in 34-game career ranks seventh-best in NCAA history. . . hit 285 of 446 passes for 2,938 yards and 15 touchdowns in 1985 . . . 1984 runner-up for Davey O'Brian award (given to nation's outstanding quarterback) . . . twice selected second-team All-Big Ten, and selected honorable mention All-Big Ten once . . . holds degree in political science. **PERSONAL:** Full name is Jack Francis Trudeau . . . born in Forest Lake, Minn. . . attended Granada High School in Livermore, Calif. . . hit on 57 percent of his prep attempts (138-242) for 2,229 yards and 22 touchdowns . . . three-year letterman in football, basketball and baseball . . . younger brother, Kevin, is a pitcher in the California Angels farm system . . . Trudeau and his wife, Lisa, reside with their daughter, Danielle (5/19/89), in Carmel.

CAREER STATISTICS

PASSING

RUSHING

Year	Att-Comp.	Yds.	Pct.	Int.	LG	TD	No.	Yds.	Avg.	LG	TD
1986	417-204	2225	48.9	18	84t	8	13	21	1.6	8	1
1987	229-128	1587	55.9	6	55	6	15	7	0.5	9	0
1988	34- 14	158	41.2	3	48	0	0	0	0.0	0	0

TOTAL	680-346	3970	50.9	27	84t	14	28	28	1.0	9	1
--------------	----------------	-------------	-------------	-----------	------------	-----------	-----------	-----------	------------	----------	----------

CAREER BEST

PASSING

RUSHING

Attempts:	57 at NY Jets 11/16/86	Carries:	6 at NY Jets 11/1/87
Completions:	27 at NY Jets 11/16/86	Yards:	11 vs. Cleveland 11/2/86
Yards:	359 at NY Jets 11/16/86	Longest:	9 at NY Jets 11/1/87
Longest:	84t at S. Fran. 10/5/86	TDs:	1 vs. New England 11/9/86
TDs:	2 vs. New Orleans 10/12/86		
	vs. Cincinnati 9/13/87		

64 BEN UTT

Guard 6-6 293
 Georgia Tech
 8th Year With Colts
 Free Agent-1982
 Born: June 13, 1959



GAMES STARTED/PLAYED: (1982, 3/9); (1983, 8/16); (1984, 15/16); (1985, 16/16); (1986, 9/9); (1987, 12/12); (1988, 16/16) Total 79/94
PRO: Entering his eighth season with the Colts . . . joined the Colts as a free agent on January 18, 1982 . . . originally signed as a free agent with Dallas on April 21, 1981 . . . waived by Cowboys on August 14, 1981.
1988: Had one of best career seasons, starting at RG . . . had started



UTT/VERDIN

at LG for past few seasons . . . had not spent time at RG since 1983, and has manned all positions along the Colts' line during career except RT. . . joined C-Ray Donaldson and LG-Randy Dixon as 16-game starters . . . has not missed a game due to injury since 1986 . . . is only starting offensive lineman who is not a Colts draft pick . . . voted by teammates the Colts' 1988 Ed Block Courage Award recipient.

CAREER NOTES: **1987:** Started 12 games coming off knee injury from previous year . . . missed weeks three through five . . . performed solidly on line which produced three Pro Bowlers . . . had a reception for four-yard loss 12/27 vs. Tampa Bay. **1986:** Started nine games at LG before knee injury 11/2 vs. Cleveland ended season . . . had appeared in 66 consecutive games prior to injury. **1985:** Solid season on left side of the offensive line helped the Colts average 152.4 yards per game rushing, tops in the NFL . . . was one of four linemen to start every game . . . ended year with 57 consecutive games played, tied for the fourth-longest streak on the club. **1984:** Missed start 11/25 at Raiders . . . was one of three line performers to appear in every contest. **1983:** Started first game at LG and the eighth through the 14th games at RG . . . also served as third TE. **1982:** Started first two games at LT and the third game at LG . . . also served as reserve center.

COLLEGE: Four-year letterman at Georgia Tech . . . was captain as a senior . . . played in the 1980 Blue-Gray Game and the Senior Bowl . . . named to preseason honorable mention All-ACC unit before his senior season . . . began career as a defensive end in 1977 . . . switched to the offensive line midway through the 1978 campaign because of injuries to other players . . . holds degree in industrial management.

PERSONAL: Full name is Benjamin Michael Utt . . . born in Richmond, Calif. . . attended Vidalia (Ga.) High School . . . lettered in football and track . . . earned all-state honors in football . . . works in business community during offseason . . . Utt and his wife, Beth, reside with their son, Garrett Benjamin (11/2/87), in Indianapolis.

83 CLARENCE VERDIN

Wide Receiver 5-8 170
Southwestern Louisiana
2nd Year With Colts, 4th in NFL
Trade-Washington, 1988
Born: June 14, 1963



GAMES STARTED/PLAYED: (1986, 0/8); (1987, 1/3); (1988, 11/16)
Total 12/27 Total with Colts 11/16

PRO: Entering his second season with the Colts, his fourth in the NFL . . . joined Colts via trade with Washington on March 29, 1988 . . . Colts sent their sixth round pick in the 1988 draft to Redskins (Washington picked QB-Stan Humphries) . . . originally taken by Washington in the 1984 USFL Supplemental Draft, the 83rd selection overall . . . signed with Redskins on August 11, 1986 . . . played 1984-85 with Houston (USFL).

1988: Major contributor on offense and special teams as eleven-game starter . . . started weeks three through 12 before being restricted by lower leg injury . . . started vs. Buffalo 12/18 . . . had 20 receptions for 437 yards and four TDs . . . TD receptions tied WR-Matt Bouza for club lead . . . was 5-86 at San Diego for top game . . . had 39-yard TD reception at Buffalo, a 40-yard TD catch vs. Denver 10/31 and a 44-yard scoring reception vs. Jets 11/6, while shortest scoring reception was 19 yards at Miami 12/4 . . . caught passes in 12 games . . . ranked second in AFC with 10.9 avg. on 22 punt returns, had seven fair catches . . . returned punt 73 yards for a touchdown at Cleveland 9/19, only the seventh in Colts history . . . was 8-77 rushing, including 2-59

VERDIN/WEATHERS



vs. Miami 9/25 . . . had 44-yard dash vs. Dolphins.

CAREER NOTES: 1987: Played in final three games, with start coming 12/26 at Minnesota . . . spent first 12 weeks of season on injured reserve (hamstring) . . . was activated on 12/12 . . . had two receptions for 62 yards, one rush for 14 yards and 12 kickoff returns for 20.3 avg. . . . made receptions 12/20 at Miami, one a 55-yarder . . . was 4-100 in kickoff returns at Miami for top game. **1986:** Joined Redskins late in training camp . . . spent early part of season on injured reserve (hamstring) . . . activated 10/18 and played in eight games, totaling 20 kickoff returns for 20.0 avg. **1984-85:** Played for Houston Gamblers (USFL) . . . in 1985 was 84-1,004 and nine TDs receiving with 28 kickoff returns for 26.8 avg. and three TDs . . . in 1984 was 16-315 and three TDs receiving with 25 kickoff returns for 25.7 avg. and one TD. **(TOTALS: 100-1,319 and 12 TDs receiving; 53 KOR for 26.2 avg. and four TDs)** . . . had four 100-yard receiving games in 32 games. **COLLEGE:** Led team in receptions during final two seasons . . . was 20-466 and five TDs as junior, with nation's sixth-best kickoff return avg. (26.3) . . . was 30-396 receiving as senior . . . timed at 10.6 in 100-meter and 22.15 in 200-meter as member of track team . . . holds degree in business.

PERSONAL: Full name is Clarence Verdin . . . born in New Orleans, La. . . attended South Terrebonne High School . . . earned three letters in football and track . . . nickname is "CNN" because he talks 24 hours a day . . . Verdin and his wife, Carolyn, reside with their daughter Sade' (10/12/87) in New Orleans, La.

CAREER STATISTICS

RECEIVING

RUSHING

Year	No.	Yds.	Avg.	LG	TD	No.	Yds.	Avg.	LG	TD
1987 Wash.	2	62	31.0	55	0	1	14	14.0	14	0
1988	20	437	21.9	54	4	8	77	9.6	44	0
TOTAL	22	499	22.7	55	4	9	91	10.1	44	0

CAREER BEST

RECEIVING

RUSHING

Receptions:	5 at San Diego 10/23/88	Carries:	2 vs. Miami 9/25/88
Yards:	86 at San Diego 10/23/88		at Minnesota 11/20/88
Longest:	54 at Cleveland 9/19/88	Yards:	59 vs. Miami 9/25/88
TDs:	1 at Buffalo 10/9/88	Longest:	44 vs. Miami 9/25/88
	vs. Denver 10/31/88		
	vs. NY Jets 11/6/88		
	at Miami 12/4/88		

PUNT RETURNS

KICKOFF RETURNS

Year	No.	Yds.	Avg.	LG	TD	No.	Yds.	Avg.	LG	TD
1987 Wash.						12	244	20.3	38	0
1988	22	239	10.9	73t	1	7	145	20.7	32	0
TOTAL	22	239	10.9	73t	1	19	389	20.5	38	0

87 CLARENCE WEATHERS

Wide Receiver 5-9 188
 Delaware State
 1st Year With Colts, 7th in
 NFL
 Free Agent-1989
 Born: January 10, 1962



GAMES STARTED/PLAYED: (1983, 0/16); (1984, 0/9); (1985, 7/13); (1986, 0/16); (1987, 0/12); (1988, 6/16) Total 13/82



WEATHERS/WILLIS

PRO: Entering his first season with the Colts, his seventh in the NFL . . . signed with the Colts as a free agent on March 31, 1989 (was unprotected by Cleveland) . . . originally signed as a free agent with New England on July 20, 1983 . . . waived by Patriots on September 2, 1985 . . . was claimed off waivers by Cleveland on September 3, 1985.

1988: Played in 16 games plus wildcard playoff game 12/24 vs. Houston . . . started six contests . . . started weeks eight through eleven and 13 and 14 at WR . . . ranked sixth on club with 29 receptions for 436 yards and one touchdown . . . top game came 10/30 vs. Cincinnati 7-140, including season-long 49-yard reception . . . was 3-60, including 38-yard TD from QB-Bernie Kosar, 12/4 vs. Dallas . . . was 2-10 in punt returns 9/4 at Kansas City.

CAREER NOTES: 1987: Saw action in 12 games with no starts . . . finished regular season 11-153 and two touchdowns . . . was 3-42 and blocked a punt 11/8 vs. Atlanta for top game . . . scored on seven-yard reception 9/13 at New Orleans and on 37-yarder 9/20 vs. Pittsburgh . . . had one reception for five yards in divisional playoff game 1/9/88 vs. Indianapolis . . . was 1-19 at Denver 1/17/88 in AFC Championship. **1986:** Saw limited action throughout season due to hamstring injury . . . was 9-100 for season . . . was 3-40 vs. Miami 11/10 for top game. **1985:** Saw action in 13 games, with seven starts . . . started weeks five through seven, 10-12 and in week 14 . . . missed final two games with shoulder injury suffered 12/8 at Seattle . . . missed 11/6 at Pittsburgh due to hamstring . . . was 16-449, three touchdowns . . . was 3-146, including game-winning 68-yard TD reception 10/13 at Houston . . . had career-long 72-yard scoring reception from QB-Gary Danielson 11/24 at Cincinnati . . . other TD catch, 25-yarder from Danielson, came 12/1 at New York Giants . . . returned 28 punts for 218 yards. **1984:** Played in nine games with no starts for New England . . . spent the first seven weeks of season on IR after suffering a stress fracture in his left foot in training camp . . . was 8-115, two touchdowns . . . had best game 10/21 vs. Miami 3-53, including 14-yard scoring reception from QB-Tony Eason . . . had 15-yard TD catch 11/4 at Denver . . . had one punt return for seven yards. **1983:** Saw playing time as reserve in 16 games . . . had 19 receptions for 379 yards and three touchdowns . . . forced into action 9/11 at Miami with injury to WR-Stanley Morgan . . . was 4-92, including 36-yard scoring catch at Dolphins . . . had TD receptions of 40 and 58 yards 11/6 vs. Buffalo . . . had one rush for 28 yards and three KOR for 58 yards. **COLLEGE:** Played one season (1980) at Delaware State as a WR and return specialist . . . made all-league as return specialist, returning a pair of kickoffs 100 yards for scores . . . also had two punt returns for TDs, one for 95 yards and the other 90 yards.

PERSONAL: Full name is Clarence Weathers . . . born in Green's Pond, S.C. . . attended Fort Pierce (Fla.) High School . . . Weathers and his wife, Marsherry, reside in Indianapolis.

98 MITCH WILLIS

Defensive End 6-8 286
Southern Methodist
1st Year With Colts, 5th
in NFL
Free Agent-1989
Born: March 16, 1962



GAMES STARTED/PLAYED: (1985, 0/11); (1986, 1/16); (1987, 0/10); (1988, 0/10) Total 1/47

PRO: Entering his first season with the Colts, his fifth in the NFL . . . signed by the Colts as a free agent on March 14, 1989 (was unprotected by Atlanta) . . . originally a seventh-round pick of the Raiders in the 1984 draft, the 183rd selection overall . . . signed with



Raiders on June 15, 1984. . . waived by Raiders on October 19, 1988. . . was claimed off waivers by Atlanta on October 20, 1988. **1988:** Was declared inactive for first two contests of season. . . saw action in only one game with Raiders before being waived after fourth week of season. . . received playing time in nine games as a reserve with Atlanta. . . was credited with three tackles.

CAREER NOTES: 1987: Played in ten games. **1986:** Saw action in all 16 contests with one start at middle guard. . . lone start came in season finale 12/21 vs. Colts. . . had career high six tackles in start vs. Colts. . . had five tackles in a reserve role 11/20 at San Diego. **1985:** Spent first month of season on injured reserve with a knee injury. . . was activated off IR 10/5 and saw action in eleven games plus playoff game vs. New England. . . was credited with five tackles and two sacks 12/23 at L.A. Rams for top game of season. **1984:** Spent entire season on injured reserve with a shoulder injury.

COLLEGE: Four-year letterman as defensive tackle at SMU. . . totaled 58 tackles, five sacks and eight tackles for losses as senior. . . had career-high eight stops against Texas El-Paso as junior. . . played in Holiday, Cotton and Sun Bowls during career with Mustangs. . . was also selected to play in East-West Shrine and Japan Bowls. . . has degree in business administration.

PERSONAL: Full name is Otis Mitchell Willis. . . born in Dallas, Tx. . . attended Lamar High School. . . was all-state, all-district and all-county as TE, OT and DT as senior. . . threw the shotput in track and lettered in basketball. . . single. . . resides in Arlington, Tx.

34 GEORGE WONSLEY

Running Back 5-10 221
Mississippi State
6th Year With Colts
Draft-4B, 1984
Born: November 23, 1960



GAMES STARTED/PLAYED: (1984, 0/14); (1985, 9/16); (1986, 6/16); (1987, 0/11); (1988, 0/16) Total 15/73

PRO: Entering his sixth season with the Colts. . . was the Colts' second pick in the fourth round of the 1984 draft (choice from Seattle for WR-Roger Carr trade in 1981), the 103rd selection overall.

1988: Saw action primarily as special teamer and in wishbone formation. . . played in all 16 games. . . was 26-48 rushing and one TD. . . score came vs. Jets 11/16 (three yards). . . had eleven yards rushing in four wishbone games (10/23 at San Diego, 10/31 vs. Denver, vs. Jets and at Green Bay 11/13). . . all attempts came as upback in wishbone. . . had 10 special teams tackles on kickoff coverage team.

CAREER NOTES: 1987: Was reserve RB and special teamer, not starting a game for first time since 1984. . . missed game 9/13 vs. Cincinnati and weeks three through five. . . was 18-71, one TD rushing and 5-48 receiving. . . was 7-27 vs. New England 10/25 for top game. . . rushing score came on two-yard plunge vs. Houston 11/29. . . was 3-20 in finale 12/27 vs. Bucs. . . had two receptions vs. New England and 12/13 vs. Buffalo. . . earned a game ball for effort vs. Tampa Bay. . . had five special teams tackles and one kickoff return for 19 yards. **1986:** Started first five games, along with game 10/26 vs. Miami. . . had late-season ankle injury. . . was 60-214, one TD rushing and 16-175 receiving. . . had 10-yard TD rush vs. Rams 9/21. . . had career-long 60-yard catch 9/14 at Miami. . . was 18-99 rushing vs. Miami, including career-long 46-yarder, plus four receptions. . . had four special teams tackles. **1985:** Started at FB 9/22 vs. Detroit and 9/29 at Jets, while opening at HB in seven of final 10 games. . . was 138-716, six TDs rushing. . . 5.2 avg. ranked first in



WONSLEY/YOUNG

AFC, second in NFL, among rushers who gained 600 yards. . . was 27-170 vs. Detroit (first pro start), then the fifth-highest rushing game in club history. . . had two rushing TDs 10/13 vs. Denver and 2/15 at Tampa Bay. . . had 36-yard rush 12/8 at Chicago. . . was 30-257 receiving, amassing 973 total yards from scrimmage, tied with Randy McMillan for team lead. . . had five catches vs. Jets 11/17 and vs. Detroit. **1984:** Missed games 10/14 at Eagles and 10/28 at Dallas with ankle sprain. . . rushed 37 times for 111 yards. . . was 14-41 for top game 11/11 at Jets. . . caught nine passes for 47 yards. . . had three receptions vs. San Diego 11/4 and vs. New England 11/18.

COLLEGE: Ran from potent wishbone formation while attending Mississippi State. . . developed into a bruising blocker who rushed for 815 yards on 179 career carries (4.5 avg.) and seven TDs. . . also caught 28 passes for 265 yards and had 15.3 avg. on 10 kickoff returns. . . four-year letterman. . . education major.

PERSONAL: Full name is George Ivory Wonsley. . . born in Moss Point, Miss. . . attended Moss Point High School. . . has eight brothers and two sisters. . . brothers Otis and Nathan played RB with Washington and Tampa Bay, respectively. . . once teamed with his brothers to comprise offensive backfield of high school team. . . rushed for 2,412 yards during final two prep seasons, earning all-Gulf Coast, all-state and All-America honors. . . possesses a 40-inch vertical jump. . . Wonsley and his wife, Stephanie, reside in Jackson, Miss. with their daughter, Brittany Marie (2/20/89).

CAREER STATISTICS

Year	RUSHING					RECEIVING				
	No.	Yds.	Avg.	LG	TD	No.	Yds.	Avg.	LG	TD
1984	37	111	3.0	13	0	9	47	5.2	17	0
1985	138	716	5.2	36	6	30	257	8.6	26	0
1986	60	214	3.6	46	1	16	175	10.9	60	0
1987	18	71	3.9	12	1	5	48	9.6	16	0
1988	26	48	1.8	4	1					
TOTAL	279	1160	4.2	46	9	60	527	8.8	60	0

CAREER BEST

RUSHING		RECEIVING	
Carries: 27	vs. Detroit 9/22/85	Receptions: 5	vs. Detroit 9/22/85
Yards: 170	vs. Detroit 9/22/85		vs. NY Jets 11/3/85
Longest: 46	vs. Miami 10/26/86	Yards: 71	vs. NY Jets 11/3/85
TDs: 2	vs. Buffalo 10/6/85	Longest: 60	at Miami 9/14/86
	at Tampa Bay 12/15/85		

56 FREDD YOUNG

Linebacker 6-1 235
 New Mexico State
 2nd Year With Colts, 6th in
 NFL
 Trade-Seattle, 1988
 Born: November 14, 1961



GAMES STARTED/PLAYED: (1984, 0/16); (1985, 13/16); (1986, 15/15); (1987, 12/12); (1988, 12/15) Total 52/74 Total with Colts 12/15
PRO: Entering his second year with the Colts, his sixth in the NFL. . . obtained from Seattle for the Colts' first round picks in the



1989 and 1990 drafts (Seahawks chose OT-Andy Heck with 1989 pick) . . . originally was a third-round pick of Seattle in the 1984 draft, the 76th selection overall.

1988: Joined Colts during second week of season and started 12 of 15 contests . . . did not start 9/11 vs. Chicago, 10/2 at New England and 12/18 vs. Buffalo . . . opened at uncustomary LOLB slot 9/19 at Cleveland and 9/25 vs. Miami before shifting to LILB as starter through weeks six-15 . . . adapted to training camp layoff and new Colts system to play well through most of season . . . led club with five fumbles forced . . . ranked fifth on the team with 93 tackles, 56 solo, six passes defended and one fumble recovery . . . as volunteer on kickoff coverage unit notched 14 stops . . . had 12 tackles, six solo, at Miami 12/4 for top total, and had 10 stops at Green Bay 11/13 and at Minnesota 11/20 . . . forced fumbles at Cleveland 9/19, at Buffalo 12/9, vs. Denver 10/31 and two at Green Bay, while recovering one at Packers . . . 12 starts ranked behind Duane Bickett's 16 and Barry Krauss' 15 among Colts LBs.

CAREER NOTES: 1987: Started 13 games at LILB for Seattle . . . missed weeks three through five . . . earned fourth consecutive Pro Bowl appearance by totaling 101 tackles, nine sacks, five force fumbles and four fumble recoveries . . . also blocked a FG . . . had four double-digit tackle games, including 14 at Detroit 10/18 . . . nine sacks set club record for LBs and ranked fourth among AFC LBs for year . . . had six-game streak where he recorded a sack . . . earned AFC Defensive Player of the Week honors 9/20 vs. Kansas City with nine tackles, two forced fumbles and a sack . . . returned fumble 45 yards at Denver, while returning lone interception 50 yards for a TD at Raiders . . . had 12 tackles, a forced fumble and recovered fumble in AFC wildcard game at Houston 1/2/88 . . . was only Seattle LB ever tabbed for Pro Bowl. **1986:** Earned Pro Bowl nod with 121 tackles and six sacks . . . had six double-digit tackle games . . . missed game 12/14 at San Diego . . . tackle total led club, while sacks ranked second. **1985:** Started final 13 games at LILB . . . led club with 118 tackles, three sacks and one fumble recovery . . . had four double-digit tackle games and seven or more stops in 12 contests . . . named Pro Bowler as special teamer. **1984:** Consensus pick as NFL's top special teamer . . . had 20 defensive tackles, one sack, one forced fumble and two blocked punts . . . had four tackles in playoff game at Miami.

HONORS: 1987: Pro Bowl Starter . . . All-NFL First-Team (PFWA, AP, NEA, NFL Films, Sports Illustrated, Pro Football Weekly, Sporting News) . . . All-AFC First-Team (Pro Football Weekly, UPI, Football News) . . . AFC Defensive Player of the Week 9/20. **1986:** Pro Bowl . . . All-AFC Second-Team (UPI). **1985:** Pro Bowl . . . NFL Alumni Special Teams Player of the Year. **1984:** Pro Bowl . . . All-NFL First-Team (Pro Football Weekly, NFL Films, College and Pro Football Newsweekly) . . . All-Rookie First-Team and All-AFC (PFWA).

COLLEGE: Led squad in each of last two seasons with 134 stops as junior and 140 as senior . . . totaled 159 stops as sophomore and 67 as freshman . . . criminal justice major.

PERSONAL: Full name is Fredd Young . . . born in Dallas, Texas . . . attended Wilson High School . . . lettered in football and basketball . . . single . . . resides in Dallas.



1989 DRAFT

PROFILES OF COLTS 1989 DRAFT SELECTIONS

ANDRE RISON **Wide Receiver** **Draft-1 (22nd overall)**
6-0 **191** **Michigan State**

Born: March 18, 1967

A four-year starter who earned second-team All-America honors from the Poor Man's Guide to the NFL Draft . . . was named honorable mention All-America by the Football News, UPI and the Associated Press as a senior . . . ended career with school-record 134 receptions for 2,631 yards and 17 touchdowns . . . broke records of Ted Jones (118 rec.) and Kirk Gibson (2,347 yards) . . . capped career with nine receptions for 252 yards and three touchdowns in Gator Bowl against Georgia . . . was 146-2,992, 20 TDs receiving during career counting three bowl games . . . was 30-709 and five touchdowns as senior . . . earned AP All-America honorable mention and second-team All-Big Ten honors as junior with 32 receptions for 694 yards and five scores . . . also returned seven punts for 12.1 avg. . . was 2-91 receiving in 20-17 win over Southern Cal in Rose Bowl . . . joined Spartan basketball team and played in 18 games . . . was AP All-America honorable mention and All-Big Ten as sophomore . . . received team's Tommy Love Award as the most improved player . . . set school seasonal records with 54 receptions for 966 yards . . . had five touchdown receptions . . . named Big Ten Offensive Player of the Week vs. Indiana and set school single-game records with eleven receptions for 196 yards and one touchdown . . . was 18-262, two touchdowns as freshman . . . competed three years in basketball and track . . . communications major . . . full name is Andre Previn Rison . . . born in Muncie, Ind. . . attended Northwestern High School . . . rated second-best grid prospect in state by the two newspapers . . . played QB, WR, DB, and PK . . . threw for 644 yards and eight TDs, while catching 18 passes for 336 yards and five scores, and rushing 65 times for 346 yards and four TDs as senior . . . was all-state selection in basketball and played on same prep team as Michigan's Glen Rice.

CAREER STATISTICS

Year	RECEIVING					RUSHING				
	No.	Yds.	Avg.	LG	TD	No.	Yds.	Avg.	LG	TD
1985	18	262	14.6	50	2	3	-6	-2.0	18	0
1986	54	966	17.9	50	5	2	7	3.5	4	0
1987	32	694	21.7	57	5	2	-7	-3.5	1	0
1988	30	709	23.6	65	5	4	62	15.5	23	0
TOTAL	134	2631	19.6	65	17	11	56	5.0	23	0
BOWL TOTAL	12	361	30.1	55	3					

MITCHELL BENSON **Defensive Tackle** **Draft-3 (72nd overall)**
6-3 **302** **Texas Christian**

Born: May 30, 1967

Three year starter who earned first-team All-SWC honors and second-team All-America selection by the Poor Man's Guide to the NFL Draft as senior . . . recorded 57 tackles, 30 solo, three sacks, six tackles for 33 yards in losses and deflected a pass in senior season . . . had six tackles, four solo, in Blue-Gray game to lead Gray squad . . . was consensus second-team All-SWC selection as junior . . . finished fifth on team with 79 tackles, 51



unassisted, two sacks, five tackles for 18 yards in losses, 14 quarterback pressures and an interception . . . finished sophomore campaign tied fourth on team with 72 tackles, 41 solo, 1.5 sacks, four tackles for 12 yards in losses and recovered two fumbles . . . had 54 stops, 26 solo, two sacks and two tackles for 8 yards in losses, forced a fumble and recovered two as a freshman in an alternating role . . . sports recreation leadership major . . . full name is Mitchell Oswell Benson . . . born in Fort Worth, Tex. . . attended Eastern Hills High School . . . had 101 tackles and 29 sacks as senior to gain all-state honors . . . was considered one of top two defensive linemen in Texas . . . averaged more than 20 ppg. as a member of basketball team . . . bench presses more than 400 pounds.

PAT TOMBERLIN **Offensive Tackle** **Draft-4 (99th overall)**
6-2 **312** **Florida State**
Born: January 29, 1966

Four-year starter who earned second-team All-America honors from Kodak, The Sporting News, Football News and AP as senior . . . was AP All-South Independent first-team selection and semi-finalist for the Lombardi Award (annual award presented to top collegiate lineman) . . . as a senior, led offensive line that helped team average 442.8 yards per game, including 200 yards rushing . . . has been graded as an outstanding pass protector who could move inside on the pro level to the guard position to capitalize on his pulling skills . . . physical education and coaching major . . . full name is Howard Patrick Tomberlin . . . born in Jacksonville, Fla. . . attended Middleburg High School . . . was all-state as tackle offensively and defensively . . . member of state's Super 24 Senior Team . . . had 65 tackles as senior . . . also lettered in baseball as pitcher.

QUINTUS McDONALD **Linebacker** **Draft-6 (155th overall)**
6-3 **240** **Penn State**
Born: December 14, 1966

Started 10 of eleven games at OLB as senior . . . recorded 44 tackles, 23 solo, 15 for 73 yards in losses, including a team-leading eight sacks . . . forced and recovered one fumble . . . played both inside and outside as junior, and started two of final three games . . . totaled 27 tackles, 17 solo, four tackles for minus yardage and two sacks . . . recovered one fumble and had two sacks . . . career totals include 79 tackles, 46 solo, 20 tackles for losses, 10 sacks, two fumble recoveries and two passes defended . . . had end zone fumble recovery as junior against Bowling Green in 45-19 win . . . was one of six sophomores to letter on national championship team . . . finished season with five tackles and one sack . . . had three tackles vs. Miami in Fiesta Bowl . . . was freshman TE, then converted to LB . . . saw action on 25 plays as TE, but had no receptions . . . had three special teams tackles . . . telecommunications major . . . full name is Quintus Alonzo McDonald . . . born in Rockingham, N.C. . . attended Montclair (N.J.) High School . . . was two-time All-New Jersey and Parade Magazine All-America as senior . . . had 130 tackles, 12 sacks and 24 tackles for losses as senior . . . was 22-24 PATs and had three FGs, three interceptions and six fumbles forced . . . returned a punt 61 yards for a score and a kickoff 70 yards for a score . . . led football and basketball teams to state titles serving as captain on both teams.



1989 DRAFT

IVY JOE HUNTER **Running Back** **Draft-7 (182nd overall)**
6-0 **237** **Kentucky**

Born: November 16, 1966

Three-year letterman tailback in school's Pro-I offense . . . ranked seventh in school history with 1,687 yards on 461 rushes . . . had 19 career rushing touchdowns . . . totaled 41 career receptions for 353 yards and 19 kickoff returns for a 21.9 avg. . . was 130-451, six TDs as senior, with 17 receptions for 160 yards and 12 kickoff returns for a 22.7 avg. . . had three career 100-yard rushing days, including 20-238 and four TDs against Vanderbilt as sophomore . . . rushed for 128 yards against Southern Mississippi as sophomore and 100 yards against Indiana as junior . . . was 100-503, three TDs rushing as junior and 103-621, six TDs as sophomore . . . has 4.47 speed and 35-inch vertical jump . . . rated by one scouting service as one of finest raw-ability backs in draft . . . was second-team All-SEC as junior . . . played in only six games as freshman due to ankle and knee injuries at mid-point of season . . . was redshirt in 1984 . . . recreation major . . . full name is Ivy Joe Hunter . . . born in Gainesville, Fla. . . attended Buchholz High School . . . first-team all-state as senior with 1,388 rushing yards and 12 touchdowns . . . led teams to a 21-3 mark during final two seasons . . . lettered four times in track, twice in basketball and football.

CHARLES WASHINGTON **Def. Back** **Draft-7 (185th overall)**
6-1 **208** **Cameron University**

Born: October 8, 1966

Did not play in 1988 after being ruled ineligible . . . tabbed Little All-America third-team by The Poor Man's Guide to the NFL Draft and honorable mention notice from AP as junior when he started 12 games at FS and had 60 tackles, 30 solo, four interceptions (83 yards), three fumble recoveries and two blocked kicks . . . had 29 punt returns for 11.6 avg., including a 46-yard scoring return against Central State . . . had season-high 13 stops against Texas A&I, and a 47-yard TD interception return against Pittsburg State . . . was key figure as team routed Carson-Newman, 30-2, for NAIA Division I Championship . . . had 51 tackles, six interceptions (101 yards), seven passes defensed and four fumble recoveries as junior, along with 42 punt returns for 10.0 avg. . . had 47-yard scoring punt return against SW Oklahoma . . . attended University of Texas in 1985, but did not play . . . totaled 111 career tackles, 59 solo, 10 interceptions (184 yards), nine passes defensed, seven fumble recoveries and one sack, along with 71 punt returns for a 10.6 avg. and two scores . . . general studies major . . . full name is Charles Edwin Washington . . . born in Shreveport, La. . . attended H. Grady Spruce High School . . . participated as letterman in football, basketball and track . . . possesses 4.6 speed.

KURT LARSON **Linebacker** **Draft-8 (212th overall)**
6-4 **236** **Michigan State**

Born: February 25, 1966

Rebounded from achilles injury prior to senior year to tie for nation's lead with eight interceptions (87 yards), and ranks fourth in school history with 14 career thefts . . . was All-America honorable mention by AP and The Poor Man's Guide . . . was second-team All-Big Ten . . . ranked fourth on club with 56 tackles, 40 solo, two passes defensed and one fumble recovery . . . ended career with 202 stops, 126 solo, 14 interceptions (95 yards, one TD), seven passes defensed, four fumble recoveries and one



sack . . . returned theft from weakside LB slot against Purdue 36 yards for a score as senior . . . had career-high 66 tackles, 44 solo, as junior, along with four interceptions . . . was all-conference honorable mention . . . had seven tackles and one interception in Rose Bowl win over Southern Cal. . . had 45 tackles, 22 solo, as sophomore and 35 stops, 20 solo, as freshman . . . was red-shirt in 1984 . . . general business administration major . . . full name is Kurt Larson . . . born in Waukesha, Wisc. . . attended Waukesha North High School . . . was first-team all-state at DE and second-team as PK as senior . . . led team to 11-1 mark in final year . . . was 21-29 career FGs, with 47-yard long . . . averaged 25 points per game on basketball team and participated in baseball.

WILLIAM MACKALL Wide Receiver Draft-9 (239th overall)
 5-8 190 Tennessee-Martin
 Born: May 26, 1967

Ended career with 225 receptions for 2,489 yards and 16 touchdowns in becoming the all-time leading receiver in Gulf South Conference history, and sixth all-time in NCAA Division II . . . also had 111 career rushes for 430 yards and nine touchdowns and 70 kickoff returns for a 23.2 avg. and two touchdowns . . . was 67-1,026, seven TDs as senior, including 98-yard reception against Troy State . . . also had 28 kickoff returns for a 22.2 avg. and one score and 29 punt returns for an 8.6 avg. . . was AP Little All-America first-team . . . had top career game as junior versus Delta State with 16 receptions (a conference record) . . . was 14-175, one TD receiving and 3-84 KOR against Livingston as junior . . . played motion or H-Back in run and shoot offense . . . set conference seasonal record with 90 receptions (792 yards, five TDs) as junior, along with 28 kickoff returns for a 25.6 avg. and one touchdown . . . was 63-655, four TDs receiving as sophomore, while rushing 23 times for 103 yards and six scores . . . was 5-21 receiving as freshman, while carrying 75 times for 237 yards and two scores . . . criminal justice major . . . full name is William Benjamin Mackall . . . born in Panama City, Fla. . . attended Rutherford High School . . . top prep game included 245 rushing yards . . . participated in football, basketball and track.

JIM THOMPSON Offensive Tackle Draft-10 (266th overall)
 6-7 282 Auburn
 Born: May 18, 1966

Started final three seasons at left tackle, after being converted from center . . . mobile competitor who needs added weight to frame . . . consensus first-team All-SEC performer as senior . . . helped club average 434.3 yards per game, 214 rushing, in 1988 . . . missed one contest with leg injury . . . stout pass protector who totaled 10 knockdown blocks as senior . . . missed four games as junior with knee injury which necessitated arthroscopic surgery . . . started all games at LT as sophomore and helped club average 244 yards per game rushing . . . was reserve center as freshman and was a redshirt in 1984 . . . management major . . . full name is James William Thompson . . . born in Enterprise, Ala. . . attended Enterprise High School . . . was all-state center and also lettered in basketball.

WAYNE JOHNSON Quarterback Draft-11 (296th overall)
 6-4 221 Georgia
 Born: April 13, 1966

Four-year performer who started 17 of 33 career games in run-



1989 DRAFT

oriented attack . . . was 13-4 as starter, including eleven starts as senior . . . was 66-122-945 yards, four TDs and two interceptions as senior for 54.1% completion percentage . . . ended season with 95 straight attempts without an interception, then hit 15 of 27 tosses for 227 yards and three scores against Michigan State in 34-27 Gator Bowl win . . . hit 114 of 237 career passes (48.1%) for 1,550 yards, six TDs and eleven interceptions . . . started one game as junior, two as sophomore and three as freshman . . . was redshirt in 1984 . . . had 145 career rushes for 341 yards and seven TDs . . . was senior offensive captain . . . distributive education major . . . full name is Wayne Johnson . . . born in Columbus, Ga. . . attended Hardaway High School . . . was Parade All-America quarterback who passed for 1,805 yards and rushed for 715 yards and 26 touchdowns as senior.

WILLIAM DuBOSE **Running Back** **Draft-12 (314th overall)**
5-11 220 **South Carolina State**
Born: July 2, 1966

Rushed 135 times for 806 yards and five touchdowns over final two seasons as both fullback and tailback . . . good receiver who totaled 45 receptions 562 yards and three touchdowns during the same span . . . was 80-518, two TDs rushing as senior, along with 29 receptions for 355 yards and two scores . . . led club in rushing during both seasons . . . was Division 1-AA honorable mention All-America by the Poor Man's Guide to the NFL Draft . . . was 210-1,178, nine TDs rushing for career, along with 50 receptions for 608 yards and three touchdowns . . . played both fullback and halfback throughout career . . . missed entire 1985 season with leg, ankle and knee injuries . . . was redshirt in 1984 . . . marketing major . . . full name is William DuBose . . . born in Darlington, S.C. . . attended St. John's High School . . . lettered in football, basketball and track.

STEVE TAYLOR **Quarterback** **Draft-12 (323rd overall)**
5-11 206 **Nebraska**
Born: January 7, 1967

Rates as finest running quarterback in school history . . . ranks third in career total offense at Nebraska with 4,940 yards, including a record 2,125 yards rushing . . . named honorable mention All-America by the Poor Man's Guide to the NFL Draft, the Football News, UPI and AP as senior by hitting 72 of 151 passes for 1,067 yards and eleven touchdowns, while rushing 157 times for 826 yards and 13 scores . . . was first-team All-America by the Football News and gained honorable mention honors by the Poor Man's Guide and AP as junior by rushing for 659 yards and eight scores on 135 attempts, while completing 57 of 123 passes for 902 yards and 13 touchdowns . . . career totals include 184 completions in 404 attempts for 2,815 yards, 30 touchdowns and 24 interceptions and 431 rushes for 2,125 yards and 32 touchdowns . . . top career rushing games include 12-154, 3 TDs vs. Iowa State as senior and 9-157, 2 TDs vs. Utah State as junior . . . had six career 100-yard rushing efforts . . . led club to Sugar, Fiesta and Orange Bowl appearances in final three seasons . . . business major . . . full name is Stephen Taylor . . . born in Fresno, Calif. . . attended Edison High School in Fresno for three seasons and final year at Lincoln High School in San Diego . . . broke Marcus Allen's school record as senior with 3,211 total yards and hit 59% of his passes . . . lettered in football, basketball and baseball.

NATIONAL FOOTBALL LEAGUE



NATIONAL FOOTBALL LEAGUE

410 Park Ave., New York, N.Y. 10022
(212) 758-1500

Executive Director	Don Weiss
Counsel to the Commissioner	Jay Moyer
Director of Operations	Jan Van Duser
Director of Administration	Joe Rhein
Director of Public Relations	Jim Heffernan
Broadcast Coordinator	Val Pinchbeck, Jr.
Director of Security	Warren Welsh
Director of Personnel	Joel Bussert
Supervisor of Officials	Art McNally
AFC President	Lamar Hunt
Asst. to AFC President	Roger Goodell
NFC President	Wellington Mara
Asst. to NFC President	Jim Noel
NFL Director of Information	Joe Browne
AFC Director of Information	Pete Abitante
NFC Director of Information	Dick Maxwell

NFL PUBLIC RELATIONS DIRECTORS

American Football Conference

Buffalo	Denny Lynch	(716)	648-1800
Cincinnati	Al Heim	(513)	621-3550
Cleveland	Kevin Byrne	(216)	696-5555
Denver	Jim Saccomano	(303)	296-1982
Houston	Chip Namias	(717)	797-9111
Indianapolis	Craig Kelley	(317)	297-2658
Kansas City	Robert Moore	(816)	924-9300
Los Angeles Raiders	Al LoCasale	(213)	322-3451
Miami	Harvey Greene	(305)	576-1000
New England	David Wintergrass	(508)	543-7911
New York Jets	Frank Ramos	(212)	421-6600
Pittsburgh	Dan Edwards	(412)	323-1200
San Diego	Rick Smith	(619)	280-2111
Seattle	Gary Wright	(206)	827-9777

National Football Conference

Atlanta	Charlie Taylor	(404)	945-1111
Chicago	Bryan Harlan	(312)	295-6600
Dallas	Greg Aiello	(214)	556-9900
Detroit	Bill Keenist	(313)	335-4131
Green Bay	Lee Rempel	(414)	494-2351
Los Angeles Rams	John Oswald	(714)	535-7267
Minnesota	Merrill Swanson	(612)	828-6500
New Orleans	Rusty Kasmiersky	(504)	733-6147
New York Giants	Ed Croke	(201)	935-8111
Philadelphia	Ron Howard	(215)	463-2500
Phoenix	Paul Jensen	(602)	967-1010
San Francisco	Jerry Walker	(408)	562-4949
Tampa Bay	Rick Odioso	(813)	870-2700
Washington	Marty Hurney	(703)	471-9100

Other Public Relations Contacts

Elias Sports Bureau	Seymour Siwoff	(212)	869-1530
Management Council	John Jones	(212)	832-2260
Hall of Fame	Don Smith	(216)	456-8207
ABC-TV	Bob Wheeler	(212)	887-6397
NBC-TV	Kevin Monaghan	(212)	664-2014
CBS-TV	Jay Rosenstein	(212)	975-6664



BUILDING THE COLTS

HOW THE COLTS WERE BUILT

YEAR DRAFT	TRADE	FREE AGENTS/ WAIVERS
1980	Ray Donaldson (2a)	
1981	Donnell Thompson (1b)	
1982	Rohn Stark (2b) Pat Beach (6)	Matt Bouza Cliff Odom— (LA Raiders) Ben Utt
1983	Chris Hinton— (Denver)	
1984	George Wonsley (4b) Kevin Call (5b) Eugene Daniel (8) Albert Bentley (2#)	
1985	Duane Bickett (1) Mark Boyer (9)	
1986	Jon Hand (1) Jack Trudeau (2) Bill Brooks (4)	John Holt— (Tampa Bay) Harvey Armstrong Dean Biasucci
1987	Randy Dixon (4) Roy Banks (5) Chuckie Miller (8) Chris Goode (10)	Eric Dickerson— (Los Angeles Rams) John Brandes Mike Prior Craig Swoope— (Tampa Bay)
1988	Chris Chandler (3) Michael Ball (4) John Baylor (5) Jeff Herrod (9) O'Brien Alston (10) Donnie Dee (11)	Clarence Verdin— (Washington) Fredd Young— (Seattle) Brian Baldinger Ezra Johnson Dan McQuaid — (Minnesota) James Pruitt — (Miami) Keith Taylor
#NFL Supplemental Draft		



1988 SEASON REVIEW

Preseason (Won 3, Lost 1)

Date	Opponent	Colts-Opp.	Record	Attendance
8/ 6	@ Tampa Bay	20- 7	W 1-0	44,258
8/13	GREEN BAY	25-21	W 2-0	53,720
8/20	NEW ORLEANS	18- 6	W 3-0	54,117
8/25	@ Denver	20-21	L 3-1	73,957

Regular Season (Won 9, Lost 7)

9/ 4	HOUSTON	14-17 (OT)	L 0-1	57,251
9/11	CHICAGO	13-17	L 0-2	60,503
9/19	@ Cleveland	17-23	L 0-3	75,148
9/25	MIAMI	15-13	W 1-3	59,638
10/ 2	@ New England	17-21	L 1-4	58,080
10/ 9	@ Buffalo	23-34	L 1-5	76,018
10/16	TAMPA BAY	35-31	W 2-5	53,135
10/23	@ San Diego	16- 0	W 3-5	37,722
10/31	DENVER	55-23	W 4-5	*60,544
11/ 6	NEW YORK JETS	38-14	W 5-5	59,233
11/13	@ Green Bay	20-13	W 6-5	53,492
11/20	@ Minnesota	3-12	L 6-6	58,342
11/27	NEW ENGLAND	24-21	W 7-6	58,157
12/ 4	@ Miami	31-28	W 8-6	45,236
12/10	@ New York Jets	16-34	L 8-7	46,284
12/18	BUFFALO	17-14	W 9-7	59,908

HOME GAMES

*Hoosier Dome Record

WEEK ONE: Houston 17, Colts 14 (OT)

September 4, 1988

Hoosier Dome

3:00 p.m.

Before a soldout Hoosier Dome audience, the Colts dropped an overtime 17-14 decision to Houston. The Colts failed to capitalize on Oilers miscues throughout the game, while two of their own spelled defeat. CB-Steve Brown returned a QB-Gary Hogeboom pass 44 yards for the score, then a RB-Eric Dickerson fumble on the first play of overtime set Houston up for the winning tally, a 35-yard Tony Zendejas field goal 3:51 into the extra period.

Oilers	7	7	0	0	3	17
Colts	7	7	0	0	0	14

Scoring Summary

Colts 1	-10:21	Bouza 23 pass from Hogeboom (Biasucci kick)	4-50	2:16	7- 0
H	1	-14:24	Brown 44 interception return (Zendejas kick)		7- 7
Colts 2	-10:28	Bentley 1 run (Biasucci kick)	8-73	5:05	14- 7
H	2	-14:44	Rozier 1 run (Zendejas kick)	12-90	7:16 14-14
H	OT-	3:51	Zendejas 35 FG	6-24	3:29 14-17



1988 REVIEW

Team Statistics	Oilers	Colts
First Downs	18	16
Rushes/Yards	44/173	27/111
Net Passing Yards	174	170
Total Net Yards	347	281
Passing (A-C-I)	21-14-0	21-15-1
Sacks-Yards	5-39	3-22
Punts-Avg.	4-44.0	6-41.7
Fumbles/Lost	5/3	2/2
Penalties	7-70	5-56
Time of Possession	37:56	25:55

Individual Leaders

Rushing—Oilers:	Rozier 25-100, 1 TD; Pinkett 14-63; Givins 1-8; Highsmith 2-3; Moon 1-0
Colts:	Dickerson 24-109; Bentley 1-1, 1 TD; Hogeboom 2-1
Passing—Oilers:	Moon 15-11-138-0-0 Sacked: 2-22; Carlson 6-3-59-0-0 Sacked: 0-0
Colts:	Hogeboom 20-15-209-1-1 Sacked: 5-39; Bentley 1-0-0-0-0 Sacked: 0-0
Receiving—Oilers:	Givins 4-54; Hill 3-47; Drewrey 2-63; Highsmith 2-22; Duncan 1-9; Williams 1-7; Pinkett 1-(-6)
Colts:	Dickerson 6-98; Brooks 3-42; Bentley 3-30; Bouza 1-23, 1 TD; Boyer 1-11; Beach 1-5

WEEK TWO: Chicago 17, Colts 13

September 11, 1988

Hoosier Dome

12:00 p.m.

The Colts fell to 0-2 as Chicago rallied for a fourth quarter touchdown to defeat Indianapolis, 17-13. The Bears defense limited the Colts to 173 net yards and four pass completions, while forcing three turnovers. QB-Jack Trudeau started his first game of the season and hit four of 15 passes for 78 yards. RB-Eric Dickerson rushed 24 times for 95 yards to pass Joe Perry for ninth-place in NFL career rushing.

Bears	7	3	0	7	17
Colts	0	6	0	7	13

Scoring Summary

Chi	1	—	7:42	Gentry 35 pass from McMahon (Butler kick)	7-57	3:10	0-7
Colts	2	—	0:46	Biasucci 38 FG	7-14	3:39	3-7
Colts	2	—	6:57	Biasucci 53 FG	8-39	3:43	6-7
Chi	2	—	15:00	Butler 40 FG	8-58	1:21	6-10
Colts	4	—	0:09	Dickerson 12 run (Biasucci kick)	6-58	3:38	13-10
Chi	4	—	5:51	Suhey 2 run (Butler kick)	12-77	5:42	13-17

Team Statistics	Bears	Colts
First Downs	23	11
Rushes/Yards	39/154	28/108
Net Passing Yards	172	65
Total Net Yards	326	173
Passing (A-C-I)	32-19-1	15-4-2
Sacks-Yards	2-13	2-14
Punts-Avg.	6-40.5	5-50.2
Fumbles/Lost	1/0	2/1
Penalties	10-75	7-67
Time of Possession	37:44	22:16



Individual Leaders

Rushing—Bears: Anderson 19-82; Suhey 12-32, 1 TD; Sanders 5-22; McKinnon 1-9; Gentry 1-7; McMahon 1-2
Colts: Dickerson 24-95, 1 TD; Bentley 4-13

Passing—Bears: McMahon 31-19-186-1-1 Sacked: 2-14; Anderson 1-0-0-0 Sacked: 0-0
Colts: Trudeau 15-4-78-0-2 Sacked: 2-13

Receiving—Bears: Anderson 5-21; Morris 3-42; Davis 3-36; Gentry 2-37, 1 TD; Moorehead 2-20; McKinnon 2-16; Suhey 2-14
Colts: Brooks 2-25; Verdin 1-48; Beach 1-5

WEEK THREE: Cleveland 23, Colts 17

September 19, 1988

Cleveland Stadium

7:00 p.m.

The Colts failed to avenge a playoff loss to Cleveland as they fell, 23-17, to the Browns at Cleveland Stadium. The club fell to 0-3 and lost the services of QB-Jack Trudeau, who suffered a knee injury. RB-Eric Dickerson rushed for 117 yards and PR-Clarence Verdin raced 73 yards with a punt to record the club's first scoring return since the 1985 season. Browns QB-Mike Pagel hit 23 of 38 passes for 255 yards and two scores.

Colts	3	7	0	7	17
Browns	7	10	3	3	23

Scoring Summary

Colts 1 — 6:27 Biasucci 30 FG 13-61 6:27 3- 0
 Cle 1 — 12:59 Newsome 14 pass from Pagel (Bahr kick) 13-77 6:32 3- 7
 Cle 2 — 3:14 Bahr 21 FG 9-26 4:20 3-10
 Colts 2 — 9:43 Dickerson 41 run (Biasucci kick) 4-59 1:18 10-10
 Cle 2 — 13:31 Slaughter 17 pass from Pagel (Bahr kick) 7-71 3:48 10-17
 Cle 3 — 10:39 Bahr 29 FG 10-38 5:01 10-20
 Cle 4 — 0:14 Bahr 40 FG 9-35 2:49 10-23
 Colts 4 — 8:53 Verdin 73 punt return (Biasucci kick) 17-23

Team Statistics	Browns	Colts
First Downs	22	15
Rushes/Yards	36/101	25/128
Net Passing Yards	255	154
Total Net Yards	356	282
Passing (A-C-I)	38-23-1	27-13-2
Sacks-Yards	1-6	0-0
Punts-Avg.	3-29.0	3-41.3
Fumbles/Lost	2/1	1/1
Penalties	5-45	9-50
Time of Possession	36:54	23:06

Individual Leaders

Rushing—Browns: Mack 23-76; Byner 10-22; Manoa 2-5; Pagel 1-(-2)
Colts: Dickerson 22-117, 1 TD; Bentley 2-7; Chandler 1-4

Passing—Browns: Pagel 38-23-255-2-1 Sacked: 0-0
Colts: Trudeau 19-10-80-0-1 Sacked: 0-0; Chandler 8-3-80-0-1 Sacked: 1-6

Receiving—Browns: Slaughter 6-86, 1 TD; Brennan 5-50; Mack 3-49; Newsome 3-20, 1 TD; Langhorne 3-17; Byner 2-27; McNeil 1-6
Colts: Beach 4-30; Verdin 2-55; Brooks 2-29; Bouza 2-21; Boyer 2-15; Bentley 1-10



1988 REVIEW

WEEK FOUR: Colts 15, Miami 13

September 25, 1988

Hoosier Dome

12:00 p.m.

The Colts rode the right toe of K-Dean Biasucci, who booted a club record-tying five field goals for a 15-13 win. Two of Biasucci's kicks were from the 50+ range, making him one of 14 kickers in NFL history to hit twice from that distance in a game. Rookie QB-Chris Chandler won his initial start, while RB-Eric Dickerson (30-125) posted his 47th career 100-yard game (tying Franco Harris for third place in league history). The Colts defense sacked Miami QB-Dan Marino four times.

Dolphins	7	0	0	6	13
Colts	3	9	0	3	15

Scoring Summary

M	1	— 3:46 Hampton 39 pass from Marino (Reveiz kick)	6-80	3:46	0-7
Colts	1	— 7:32 Biasucci 50 FG	7-37	3:46	3-7
Colts	2	— 3:13 Biasucci 34 FG	10-52	4:11	6-7
Colts	2	—13:52 Biasucci 41 FG	11-54	4:51	9-7
Colts	2	—15:00 Biasucci 51 FG	3- 2	0:10	12-7
Colts	4	—13:03 Biasucci 25 FG	15-91	8:46	15-7
M	4	—14:41 Stradford 8 pass from Marino (kick failed)	9-69	1:38	15-13

Team Statistics	Dolphins	Colts
First Downs	18	18
Rushes/Yards	18/71	45/213
Net Passing Yards	252	91
Total Net Yards	323	304
Passing (A-C-I)	36-22-1	18-10-1
Sacks-Yards	3-19	4-24
Punts-Avg.	4-52.0	2-59.5
Fumbles/Lost	1/1	3/0
Penalties	5-45	9-45
Time of Possession	26:01	33:59

Individual Leaders

Rushing—Dolphins:	Stradford 9-25; Davenport 3-18; Hampton 2-15; Bennett 4-13
Colts:	Dickerson 30-125; Verdin 2-59; Bentley 5-22; Chandler 8-7
Passing—Dolphins:	Marino 35-22-276-2-1 Sacked: 4-24; Stradford 1-0-0-0 Sacked: 0-0
Colts:	Chandler 18-10-110-0-1 Sacked: 3-19
Receiving—Dolphins:	Duper 5-81; Stradford 5-35, 1 TD; Clayton 4-52; Jensen 3-33; Hampton 2-46, 1 TD; Davenport 2-27; Edmunds 1-2
Colts:	Brooks 6-69; Bentley 2-26; Boyer 1-8; Dickerson 1-7

WEEK FIVE: New England 21, Colts 17

October 2, 1988

Sullivan Stadium

12:00 p.m.

The Colts fell to 1-4 with a tough 21-17 loss at New England. Patriots QB-Doug Flutie led two fourth-quarter scoring drives and scored from 13 yards out with :23 remaining for the winning score. His tally wiped out a Colts comeback which was led by QB-Chris Chandler's 48-yard scoring strike to WR-Bill Brooks with 2:23 remaining.

1988 REVIEW



Colts	0	7	0	10	17
Patriots	0	7	0	14	21

Scoring Summary

NE	2	—	8:12	Perryman 1 run (Garcia kick)	13-81	8:06	0-	7
Colts	2	—	14:50	Dickerson 1 run (Biasucci kick)	12-80	2:43	7-	7
NE	4	—	4:02	Morgan 26 pass from Flutie (Garcia kick)	6-70	4:02	7-14	
Colts	4	—	9:03	Biasucci 20 FG	5-18	1:35	10-14	
Colts	4	—	12:37	Brooks 48 pass from Chandler (Biasucci kick)	5-81	1:24	17-14	
NE	4	—	14:37	Flutie 13 run (Garcia kick)	9-80	2:00	17-21	

Team Statistics	Patriots	Colts
First Downs	19	15
Rushes/Yards	33/105	32/103
Net Passing Yards	193	160
Total Net Yards	298	267
Passing (A-C-I)	35-20-2	26-14-1
Sacks-Yards	2-8	3-16
Punts-Avg.	7-47.3	10-45.6
Fumbles/Lost	0/0	0/0
Penalties	8-44	8-55
Time of Possession	33:45	26:15

Individual Leaders

Rushing—Patriots:	Stephens 16-52; Dupard 7-20; Flutie 3-18, 1 TD; Perryman 5-15, 1 TD; Ramsey 1-1, Fryar 1-(-1)
Colts:	Dickerson 29-118, 1 TD; Chandler 1-(-5); Verdin 1-(-6)
Passing—Patriots:	Flutie 16-12-132-1-1 Sacked: 1-10; Ramsey 19-8-77-0-1 Sacked: 2-6
Colts:	Chandler 26-14-172-1-1 Sacked: 2-8
Receiving—Patriots:	Fryar 5-52; Dupard 5-46; Jones 3-39; Morgan 2-53, 1 TD; Perryman 2-14; Dawson 1-5; James 1-1; Stephens 1-(-1)
Colts:	Dickerson 4-27; Brooks 2-52, 1 TD; Bouza 2-28; Beach 2-27; Verdin 2-24; Boyer 2-14

WEEK SIX: Buffalo 34, Colts 23

October 9, 1988

Rich Stadium

12:00 p.m.

The Colts bolted to a 17-0 lead behind QBs-Chris Chandler and Gary Hogeboom, then fell to a second-half rally and lost to Buffalo, 34-23. Chandler guided the club to a 10-0 cushion, then suffered a bruised sternum. Hogeboom came on to hit 15 of 32 tosses for 202 yards and one TD. Bills QB-Jim Kelly passed for 315 yards and three TDs.

Colts	10	7	3	3	23
Bills	0	7	14	13	34

Scoring Summary

Colts	1	—	3:47	Biasucci 31 FG	9-67	3:40	3-	0
Colts	1	—	12:18	Chandler 1 run (Biasucci kick)	10-61	6:17	10-	0
Colts	2	—	5:44	Verdin 39 pass from Hogeboom (Biasucci kick)	6-77	1:35	17-	0



1988 REVIEW

B	2	-14:09	Harmon 26 pass from Kelly (Norwood kick)	7-98	1:17	17-7
B	3	-5:32	Reed 16 pass from Kelly (Norwood kick)	11-64	5:22	17-14
Colts	3	-9:38	Biasucci 40 FG	6-18	1:40	20-14
B	3	-10:46	Reed 12 pass from Kelly (Norwood kick)	3-70	1:00	20-21
Colts	4	-1:53	Biasucci 22 FG	4-9	1:16	23-21
B	4	-5:48	Norwood 45 FG	11-47	3:46	23-24
B	4	-7:55	Norwood 19 FG	4-8	1:42	23-27
B	4	-13:03	Riddick 1 run (Norwood kick)	7-44	3:07	23-34

Team Statistics	Bills	Colts
First Downs	25	25
Rushes/Yards	35/141	22/67
Net Passing Yards	315	241
Total Net Yards	456	308
Passing (A-C-I)	39-21-1	43-22-2
Sacks-Yards	4-32	0-0
Punts-Avg.	2-26.5	3-38.0
Fumbles/Lost	3/2	2/1
Penalties	2-15	9-86
Time of Possession	31:22	28:28

Individual Leaders

- Rushing**—Bills: Mueller 15-70; Thomas 13-48; Kelly 4-14; Riddick 3-9, 1 TD
Colts: Dickerson 18-66; Bentley 2-7; Chandler 1-1, 1 TD; Hogeboom 1-(-7)
- Passing**—Bills: Kelly 39-21-315-3-1 Sacked: 0-0
Colts: Hogeboom 32-15-202-1-2 Sacked: 2-17; Chandler 11-7-71-0-0 Sacked: 2-15
- Receiving**—Bills: Reed 7-124, 2 TD; Burkett 4-74; Harmon 3-36, 1 TD; Metzelaars 3-36; Riddick 3-30; Johnson 1-15
Colts: Brooks 4-69; Beach 4-33; Bentley 4-32; Dickerson 3-12; Verdin 2-66, 1 TD; Bouza 2-33; Boyer 2-16; Bellini 1-12

WEEK SEVEN: Colts 35, Tampa Bay 31

October 16, 1988

Hoosier Dome

12:00 p.m.

Indianapolis recorded its second win of the season, 35-31, over Tampa Bay. The Colts struck for a 21-10 halftime lead which later expanded to 35-10, before QB-Vinny Testaverde (25-42-469, 2 TDs) led a late charge. Testaverde riddled the Colts' defense for 340 yards in the second half, but it was CB-Eugene Daniel's 41-yard scoring interception return which provided the winning points.

Buccaneers	0	10	0	21	31
Colts	7	14	14	0	35

Scoring Summary

Colts	1	-13:17	Dickerson 1 run (Biasucci kick)	11-82	8:00	7-0
TB	2	-2:17	Igwebuike 39 FG	10-58	4:00	7-3
Colts	2	-8:48	Dickerson 27 run (Biasucci kick)	11-77	6:31	14-3
TB	2	-13:55	Hill 10 pass from Testaverde (Igwebuike kick)	10-74	5:07	14-10
Colts	2	-14:49	Chandler 2 run (Biasucci kick)	9-65	0:54	21-10
Colts	3	-10:12	Brooks 28 pass from Chandler (Biasucci kick)	12-89	5:45	28-10

1988 REVIEW



Colts	3	-12:17	Daniel 41 interception return (Biasucci kick)				35-10
TB	4	- 0:52	Smith 5 run (Igwebuike kick)	8-74	3:35		35-17
TB	4	- 6:58	Hill 16 pass from Testaverde (Igwebuike kick)	3-87	1:33		35-24
TB	4	-11:41	Tate 1 run (Igwebuike kick)	7-67	1:59		35-31

Team Statistics	Buccaneers	Colts
First Downs	24	25
Rushes/Yards	15/39	35/103
Net Passing Yards	444	246
Total Net Yards	483	349
Passing (A-C-I)	42-25-2	33-20-2
Sacks-Yards	0-0	3-25
Punts-Avg.	2-31.5	3-38.7
Fumbles/Lost	1/0	1/0
Penalties	10-86	1-6
Time of Possession	26:16	33:44

Individual Leaders

Rushing—Bucs:	Howard 7-21; Smith 3-15, 1 TD; Goode 3-3; Tate 1-1, 1 TD, Testaverde 1-(-1)
Colts:	Dickerson 27-80, 2 TD; Chandler 8-23, 1 TD
Passing—Bucs:	Testaverde 42-25-469-2-2 Sacked: 3-25
Colts:	Chandler 33-20-246-1-2 Sacked: 0-0
Receiving—Bucs:	Hill 7-162, 2 TD; Hall 7-121; Carrier 4-61; Smith 3-49; Pillow 2-55; Howard 1-16; Goode 1-5
Colts:	Brooks 7-139, 1 TD; Boyer 7-55; Beach 3-17; Verdin 1-18; Bentley 1-12; Dickerson 1-5

WEEK EIGHT: Colts 16, San Diego 0

October 23, 1988 San Diego Jack Murphy Stadium 12:00 p.m.

Indianapolis posted its first road win and shutout of the season, 16-0 at San Diego. K-Dean Biasucci booted field goals in each of the first three periods, then QB-Gary Hogeboom found WR-Matt Bouza on a 25-yard scoring play late in the game for the final margin. RB-Eric Dickerson rushed 30 times for 169 yards, and the Colts' offense totaled 453 net yards. San Diego did not penetrate the Indianapolis 25 throughout the game.

Colts	3	3	3	7	16
Chargers	0	0	0	0	0

Scoring Summary

Colts 1	- 4:57	Biasucci 20 FG	13-97	4:50	3- 0
Colts 2	-15:00	Biasucci 44 FG	7-36	1:09	6- 0
Colts 3	- 9:06	Biasucci 51 FG	14-53	6:32	9- 0
Colts 4	-10:17	Bouza 25 pass from Hogeboom (Biasucci kick)	7-50	4:06	16- 0

Team Statistics	Chargers	Colts
First Downs	14	28
Rushes/Yards	20/118	42/198
Net Passing Yards	121	255
Total Net Yards	239	453
Passing (A-C-I)	30-13-0	36-20-3
Sacks-Yards	0-0	0-0
Punts-Avg.	6-36.7	2-45.0
Fumbles/Lost	1/1	0/0
Penalties	7-60	8-62
Time of Possession	24:00	36:00



1988 REVIEW

Individual Leaders

Rushing—Chargers:	Anderson 14-70; Malone 4-33; Miller 1-14; James 1-1
Colts:	Dickerson 30-169; Bentley 2-16; Chandler 2-14; Wonsley 6-11; Hogeboom 2-(-12)
Passing—Chargers:	Malone 30-13-121-0-0 Sacked: 0-0
Colts:	Hogeboom 19-11-132-1-0 Sacked: 0-0; Chandler 17-9-123-0-3 Sacked: 0-0
Receiving—Chargers:	Holland 3-23; Anderson 3-14; Early 2-35; Miller 2-30; James 2-11; Flutie 1-8
Colts:	Bouza 5-86, 1 TD; Verdin 5-86; Dickerson 4-30; Brooks 3-44; Boyer 2-6; Bentley 1-3

WEEK NINE: Colts 55, Denver 23

October 31, 1988

Hoosier Dome

9:00 p.m.

The Colts rolled to a Monday Night-record 55 points in a 55-23 defeat of the Denver Broncos. Indianapolis tallied on three first-period RB-Eric Dickerson touchdowns to gain control early. Dickerson totaled a club-record four rushing scores on the evening, while the Colts set a team record with 45 first-half points before a Hoosier Dome record crowd of 60,544. Dickerson's TD total set a personal high in Indianapolis' first home Monday Night appearance. The point total was the third-highest in Colts history.

Broncos	0	10	0	13	23
Colts	21	24	3	7	55

Scoring Summary

Colts 1	— 5:19	Dickerson 12 run (Biasucci kick)	6-69	3:44	7- 0
Colts 1	— 9:21	Dickerson 11 run (Biasucci kick)	2-15	0:12	14- 0
Colts 1	—14:44	Dickerson 1 run (Biasucci kick)	5-22	3:07	21- 0
Colts 2	— 1:38	Biasucci 31 FG	4- 5	1:34	24- 0
Colts 2	— 3:13	Dickerson 41 run (Biasucci kick)	1-41	0:07	31- 0
D	2 — 5:06	Sewell 2 pass from Elway (Karlis kick)	5-90	1:53	31- 7
Colts 2	— 7:52	Brooks 53 pass from Hogeboom (Biasucci kick)	5-65	2:46	38- 7
D	2 —14:00	Karlis 27 FG	11-63	2:51	38-10
Colts 2	—14:38	Verdin 40 pass from Chandler (Biasucci kick)	2-55	0:38	45-10
Colts 3	— 8:36	Biasucci 27 FG	15-78	8:26	48-10
Colts 4	— 3:11	Bentley 4 run (Biasucci kick)	12-85	6:19	55-10
D	4 — 8:53	Johnson 7 pass from Kubiak (kick wide)	11-77	5:42	55-16
D	4 — 9:21	Sewell 48 pass from Kubiak (Karlis kick)	3-54	0:22	55-23

Team Statistics	Broncos	Colts
First Downs	22	23
Rushes/Yards	20/131	46/244
Net Passing Yards	266	220
Total Net Yards	397	464
Passing (A-C-I)	44-27-0	15-11-0
Sacks-Yards	0-0	3-30
Punts-Avg.	4-34.0	1-43.0
Fumbles/Lost	5/4	1/1
Penalties	12-82	6-55
Time of Possession	26:32	33:28



Individual Leaders

Rushing—Broncos: Nattiel 1-29; Sewell 1-25; Dorsett 6-22; Kubiak 4-21; Elway 2-20; Winder 6-14

Colts: Dickerson 21-159, 4 TD; Bentley 12-55, 1 TD; Wonsley 7-11; Chandler 3-8; Verdin 1-8; Hogeboom 2-3

Passing—Broncos: Elway 27-15-158-1-0 Sacked: 3-30; Kubiak 16-12-138-2-0 Sacked: 0-0

Colts: Chandler 13-10-167-1-0 Sacked: 0-0; Hogeboom 2-1-53-1-0 Sacked: 0-0

Receiving—Broncos: Johnson 7-79, 1 TD; Sewell 6-82, 2 TD; Nattiel 6-42; Jackson 2-52; Winder 2-14; Kay 2-8; Dorsett 1-15; Kelly 1-4

Colts: Brooks 3-108, 1 TD; Bouza 3-50; Boyer 2-21; Verdin 1-40, 1 TD; Bentley 1-4; Donaldson 1-(-3)

WEEK TEN: Colts 38, New York Jets 14

November 6, 1988

Hoosier Dome

4:00 p.m.

Indianapolis knotted its record at 5-5 with a 38-14 victory over the New York Jets. Rookie QB-Chris Chandler hit 14 of 22 passes for 178 yards and a TD, while rushing five times for 33 yards and one TD (29 yards). The Colts did not allow a QB sack for a club-record fourth consecutive game, and K-Dean Biasucci tied an NFL mark with his fifth FG from the 50+ range on the season.

Jets	0	14	0	0	14
Colts	7	3	21	7	38

Scoring Summary

Colts 1	— 7:07	Hogeboom 1 run (Biasucci kick)	10-43	6:08	7- 0
NYJ 2	— 7:49	Hector 1 run (Leahy kick)	8-69	4:23	7- 7
NYJ 2	—14:06	Hector 1 run (Leahy kick)	6-35	1:02	7-14
Colts 2	—15:00	Biasucci 51 FG	7-32	0:54	10-14
Colts 3	— 1:51	Verdin 44 pass from Chandler (Biasucci kick)	3-69	1:51	17-14
Colts 3	— 6:15	Chandler 29 run (Biasucci kick)	3-44	2:14	24-14
Colts 3	—13:39	Dickerson 2 run (Biasucci kick)	2-27	1:01	31-14
Colts 4	—12:34	Wonsley 3 run (Biasucci kick)	11-85	6:33	38-14

Team Statistics	Jets	Colts
First Downs	20	22
Rushes/Yards	25/91	35/140
Net Passing Yards	182	196
Total Net Yards	273	336
Passing (A-C-I)	37-24-2	23-15-1
Sacks-Yards	0-0	3-21
Punts-Avg.	6-41.8	2-40.0
Fumbles/Lost	2/0	3/2
Penalties	14-127	3-16
Time of Possession	29:50	30:10



1988 REVIEW

Individual Leaders

Rushing—Jets:	McNeil 8-40; Vick 9-38; Hector 7-13, 2 TD; O'Brien 1-0
Colts:	Dickerson 19-58, 1 TD; Chandler 5-33, 1 TD; Bentley 2-19; Turner 3-17; Wonsley 5-11, 1 TD; Hogeboom 1-2, 1 TD
Passing—Jets:	O'Brien 31-20-173-0-2 Sacked: 3-21; Ryan 6-4-30-0-0 Sacked: 0-0
Colts:	Chandler 22-14-173-1-1 Sacked: 0-0; Turner 1-1-23-0-0 Sacked: 0-0
Receiving—Jets:	Toon 13-106; Shuler 6-47; Hector 2-18; Vick 2-14; McNeil 1-18
Colts:	Beach 3-47; Dickerson 3-24; Brooks 3-20; Bentley 2-24; Verdin 1-44, 1 TD; Bellini 1-25; Boyer 1-8; Bouza 1-4

WEEK ELEVEN: Colts 20, Green Bay 13

November 13, 1988

Lambeau Field

1:00 p.m.

Indianapolis posted its fifth consecutive victory, 20-13, at Green Bay. The Colts did not have victory assured until NT-Harvey Armstrong batted down a Packers pass at the Indianapolis two on the game's final play. The Colts produced 17 of their points off Green Bay fumbles, forcing five on the day. The five-game streak was the club's first since 1977.

Colts	0	13	7	0	20
Packers	3	0	0	10	13

Scoring Summary

GB	1	— 7:52	Dawson 22 FG	12-59	5:48	0-	3
Colts	2	— 0:47	Biasucci 20 FG	12-56	8:05	3-	3
Colts	2	— 7:39	Biasucci 25 FG	8-30	4:18	6-	3
Colts	2	—13:52	Bouza 4 pass from Chandler (Biasucci kick)	5-37	1:47	13-	3
Colts	3	— 9:11	Boyer 24 pass from Chandler (Biasucci kick)	3-29	0:59	20-	3
GB	4	— 0:03	Dawson 20 FG	4-(-1)	0:48	20-	6
GB	4	—14:08	Matthews 3 pass from Majkowski (Dawson kick)	8-68	1:44	20-13	

Team Statistics	Packers	Colts
First Downs	22	14
Rushes/Yards	22/98	37/136
Net Passing Yards	199	111
Total Net Yards	297	247
Passing (A-C-I)	41-24-0	18-10-0
Sacks-Yards	3-24	5-17
Punts-Avg.	5-31.4	5-31.8
Fumbles/Lost	5/4	1/1
Penalties	3-30	8-85
Time of Possession:	27:52	32:08

Individual Leaders

Rushing—Packers:	Fullwood 12-68; Mason 2-10; Woodside 6-7; Majkowski 2-4
Colts:	Dickerson 19-69; Brooks 2-29; Turner 8-20; Wonsley 6-11; Bentley 2-7
Passing—Packers:	Majkowski 41-24-216-1-0 Sacked 5-17
Colts:	Chandler 17-9-98-2-0 Sacked: 3-24; Turner 1-1-37-0-0 Sacked: 0-0

1988 REVIEW



Receiving—Packers: Sharpe 5-74; Matthews 4-29, 1 TD; West 4-18; Scott 3-40; Fullwood 3-21; Collins 2-17; Kemp 1-13; Carruth 1-2; Didier 1-2
 Colts: Beach 2-22; Dickerson 2-10; Baldinger 1-37; Boyer 1-24, 1 TD; Bentley 1-21; Bellini 1-14; Bouza 1-4, 1 TD; Verdin 1-3

WEEK TWELVE: Minnesota 12, Colts 3
November 20, 1988 **Hubert H. Humphrey Metrodome** **1:00 p.m.**

Minnesota snapped the Colts' five-game winning streak and limited Indianapolis to 213 net yards and without a touchdown in a 12-3 victory. The loss dropped the Colts' record to 6-6. RB-Eric Dickerson had 72 yards on 22 carries, while QB-Chris Chandler (5-14-45 yards) lost for only the third time in nine rookie starts. Minnesota totaled only 275 net yards, but K-Chuck Nelson booted four field goals, the last with 1:44 remaining for the win.

Colts	0	0	0	3	3
Vikings	0	6	3	3	12

Scoring Summary

M	2	—	0:39	Nelson	25	FG	11-58	6:44	0-3
M	2	—	14:46	Nelson	26	FG	5-48	0:36	0-6
M	3	—	7:26	Nelson	30	FG	12-63	7:26	0-9
Colts	4	—	8:37	Biasucci	42	FG	14-50	6:20	3-9
M	4	—	13:16	Nelson	49	FG	11-43	4:39	3-12

Team Statistics	Vikings	Colts
First Downs	13	17
Rushes/Yards	28/83	27/103
Net Passing Yards	192	110
Total Net Yards	275	213
Passing (A-C-I)	29-17-0	27-13-2
Sacks-Yards	3-29	0-0
Punts-Avg.	5-45.0	6-41.7
Fumbles/Lost	0/0	2/0
Penalties	6-76	5-30
Time of Possession	28:04	31:56

Individual Leaders

Rushing—Vikings: Fenney 4-37; Anderson 6-25; Nelson 11-16; Rice 5-8; Wilson 2-(-3)
 Colts: Dickerson 22-72; Verdin 2-26; Chandler 3-5
 Passing—Vikings: Wilson 29-17-192-0-0 Sacked: 0-0
 Colts: Chandler 14-5-45-1-0 Sacked: 2-21; Hogeboom 13-8-94-1-0 Sacked: 1-8
 Receiving: Vikings: Carter 5-51; Jordan 4-39; Fenney 2-48; Gustafson 2-22; Rice 2-8; Anderson 1-17; Nelson 1-7
 Colts: Brooks 3-46; Dickerson 3-36; Bentley 2-17; Boyer 2-14; Bellini 2-13; Verdin 1-13

WEEK THIRTEEN: Colts 24, New England 21
November 27, 1988 **Hoosier Dome** **4:00 p.m.**

Indianapolis rallied for 10 fourth-quarter points and survived a late New England scoring threat for a 24-21 victory. K-Dean Biasucci booted a 28-yard field goal with 2:22 remaining, then Patriots K-Jason Staurovsky misfired on a 27-yarder at the gun. The win was the Colts' fifth home triumph of the season, the club's best total since 1977, while the sellout was the team's sixth in seven Hoosier Dome appearances.



1988 REVIEW

Patriots	7	7	0	7	21
Colts	7	7	0	10	24

Scoring Summary

NE	1	—	0:15	Martin	95	kickoff return (Staurovsky kick)	0-	7
Colts	1	—	6:42	Dickerson	2	run (Biasucci kick)	8-40	4:13 7- 7
NE	2	—	0:02	Perryman	1	run (Staurovsky kick)	16-69	8:20 7-14
Colts	2	—	13:09	Dickerson	2	run (Biasucci kick)	10-73	6:50 14-14
NE	4	—	0:02	Tatupu	1	run (Staurovsky kick)	10-49	6:33 14-21
Colts	4	—	4:25	Boyer	18	pass from Chandler (Biasucci kick)	10-83	4:23 21-21
Colts	4	—	12:38	Biasucci	28	FG	4-	9 2:03 24-21

Team Statistics	Patriots	Colts
First Downs	18	16
Rushes/Yards	34/105	27/81
Net Passing Yards	180	160
Total Net Yards	285	241
Passing (A-C-I)	24-15-1	24-12-2
Sacks-Yards	1-11	2-10
Punts-Avg.	3-41.0	5-49.8
Fumbles/Lost	3/2	1/0
Penalties	2-6	2-10
Time of Possession	30:18	29:42

Individual Leaders

Rushing—Patriots:	Stephens 23-56; Flutie 2-16; Tatupu 3-14, 1 TD; Perryman 5-10, 1 TD; Dupard 1-9
Colts:	Dickerson 20-45, 2 TD; Chandler 4-22; Bentley 2-19; Verdin 1-(-5)
Passing—Patriots:	Flutie 24-15-190-0-1 Sacked: 2-10
Colts:	Chandler 24-12-171-1-2 Sacked: 1-11
Receiving—Patriots:	Dupard 4-33; Francis 2-74; Morgan 2-27; Tatupu 2-20; Jones 2-10; Fryar 1-9; Stephens 1-8; Perryman 1-7
Colts:	Brooks 6-89; Boyer 2-36, 1 TD; Bentley 2-26; Verdin 1-12; Bouza 1-8

WEEK FOURTEEN: Colts 31, Miami 28

December 4, 1988

Joe Robbie Stadium

1:00 p.m.

Indianapolis won for the seventh time in eight outings, and defeated Miami for a third consecutive time with a 31-28 victory at Joe Robbie Stadium. The Colts were led by RB-Eric Dickerson's 169 rushing yards and QB-Chris Chandler, who hit 12 of 15 passes. QB-Ricky Turner tallied two rushing touchdowns. QB-Dan Marino hit 26 of 32 passes for 304 yards and three TDs.

Colts	0	21	7	3	31
Dolphins	7	0	7	14	28

Scoring Summary

M	1	—	8:14	Hampton	1	run (Reveiz kick)	10-62	7:14 0- 7
Colts	2	—	2:59	Turner	1	run (Biasucci kick)	19-78	10:45 7- 7
Colts	2	—	8:14	Dickerson	2	run (Biasucci kick)	6-34	3:53 14- 7

1988 REVIEW



Colts	2	—14:28	Verdin 19 pass from Chandler (Biasucci kick)	10-90	4:30	21- 7
M	3	— 4:25	Clayton 27 pass from Marino (Reveiz kick)	3-55	1:30	21-14
Colts	3	—13:31	Turner 1 run (Biasucci kick)	5-33	3:44	28-14
M	4	— 4:05	Jensen 1 pass from Marino (Reveiz kick)	12-65	5:34	28-21
Colts	4	—12:21	Biasucci 47 FG	12-44	8:06	31-21
M	4	—14:00	Clayton 1 pass from Marino (Reveiz kick)	7-54	1:49	31-28

Team Statistics	Dolphins	Colts
First Downs	21	23
Rushes/Yards	17/58	47/221
Net Passing Yards	304	101
Total Net Yards	362	322
Passing (A-C-I)	32-26-1	15-12-0
Sacks-Yards	1-10	0-0
Punts-Avg.	1-35.0	2-53.0
Fumbles/Lost	1/1	0/0
Penalties	5-40	8-57
Time of Possession	22:25	37:35

Individual Leaders

Rushing—Dolphins:	Stradford 6-28; Davenport 4-20; Hampton 5-6, 1 TD; Jensen 1-3; Marino 1-1
Colts:	Dickerson 31-169, 1 TD; Bentley 6-25; Chandler 6-23; Turner 4-4, 2 TD
Passing—Dolphins:	Marino 32-26-304-3-1 Sacked: 0-0
Colts:	Chandler 15-12-111-1-0 Sacked: 0-0; Turner 0-0-0-0-0 Sacked: 1-10
Receiving—Dolphins:	Stradford 7-31; Edmunds 5-98; Clayton 5-60, 2 TD; Davenport 4-29; Jensen 3-15, 1 TD; Banks 1-55; Schwedes 1-16
Colts:	Brooks 3-27; Verdin 2-28, 1 TD; Beach 2-18; Bouza 2-15; Boyer 1-12; Dickerson 1-10; Hinton 1-1

WEEK FIFTEEN: Jets 34, Colts 16

December 10, 1988

Giants Stadium

12:30 p.m.

Suffering five sacks and totaling just 109 rushing yards, Indianapolis lost a crucial divisional battle to the New York Jets, 34-16. The Jets rallied for 21 third quarter points after the Colts had gained their only lead just prior to the half. QB-Chris Chandler suffered a bruised shoulder and was relieved by Gary Hogeboom. Indianapolis controlled the ball for only 8:12 of the second half.

Colts	6	7	3	0	16
Jets	10	0	21	3	34

Scoring Summary

NY	1	— 6:19	Leahy 35 FG	8-55	2:53	0- 3
NY	1	— 8:41	Townsell 59 punt return (Leahy kick)			0-10
Colts	1	—14:51	Dickerson 9 run (kick failed)	7-80	2:55	6-10
Colts	2	—13:14	Dickerson 50 pass from Hogeboom (Biasucci kick)	9-79	4:30	13-10
NY	3	— 6:35	McNeil 1 run (Leahy kick)	9-44	5:00	13-17
NY	3	—10:04	Hector 2 run (Leahy kick)	6-21	3:13	13-24
Colts	3	—11:37	Biasucci 45 FG	6-42	1:33	16-24
NY	3	—14:58	Toon 33 pass from O'Brien (Leahy kick)	7-70	3:21	16-31
NY	4	— 9:49	Leahy 46 FG	8-12	4:11	16-34



1988 REVIEW

Team Statistics	Jets	Colts
First Downs	22	18
Rushes/Yards	42/173	26/109
Net Passing Yards	158	220
Total Net Yards	331	329
Passing (A-C-I)	30-14-3	36-17-3
Sacks-Yards	5-29	2-13
Punts-Avg.	4-28.0	4-37.5
Fumbles/Lost	1/0	1/0
Penalties	7-55	4-25
Time of Possession	36:31	23:29

Individual Leaders

Rushing—Jets:	McNeil 23-100, 1 TD; Hector 10-34, 1 TD; Vick 7-32; Ryan 1-5
Colts:	Dickerson 16-42, 1 TD; Brooks 3-33; Bentley 4-29; Wonsley 2-4; Turner 1-1
Passing—Jets:	Ryan 11-4-56-0-3 Sacked: 0-0; O'Brien 19-10-115-1-0 Sacked: 2-15
Colts:	Chandler 4-0-0-0-0 Sacked: 0-0; Hogeboom 30-16-217-1-3 Sacked: 4-24; Turner 2-1-32-0-0 Sacked: 1-5
Receiving—Jets:	Toon 7-103, 1 TD; Shuler 2-20; Walker 1-21; Hector 1-13; Griggs 1-7; McNeil 1-4; Vick 1-3
Colts:	Dickerson 5-90, 1 TD; Bentley 4-30; Brooks 3-56; Bouza 3-48; Boyer 1-16; Beach 1-9

WEEK SIXTEEN: Colts 17, Buffalo 14

December 18, 1988

Hoosier Dome

1:00 p.m.

QB-Gary Hogeboom relieved an injured Chris Chandler and conducted fourth quarter scoring drives of 80 and 75 yards to lead Indianapolis to a 17-14 win over Buffalo. The win assured the Colts of consecutive winning seasons for the first time since 1976-77. Hogeboom hit WR-Matt Bouza and RB-Albert Bentley on scoring passes, the final one with 1:18 remaining for the win. RB-Eric Dickerson rushed for 166 yards on 36 carries and won his fourth league rushing title. He became the first Colt since Alan Ameche (1955) to be the NFL's top rusher. K-Dean Biasucci nailed a 52-yard field goal, his NFL-record sixth field goal from the 50-yard range on the season.

Bills	0	7	0	7	14
Colts	3	0	0	14	17

Scoring Summary

Colts 1 — 2:10	Biasucci 52 FG	4-	1	2:00	3-0
B 2 — 13:53	Reed 23 pass from Kelly (Norwood kick)	7-52	3:12	3-7	
B 4 — 2:00	Reed 6 pass from Kelly (Norwood kick)	5-37	2:32	3-14	
Colts 4 — 9:28	Bouza 3 pass from Hogeboom (Biasucci kick)	17-80	7:28	10-14	
Colts 4 — 13:42	Bentley 7 pass from Hogeboom (Biasucci kick)	8-75	2:01	17-14	

Team Statistics	Bills	Colts
First Downs	14	25
Rushes/Yards	19/53	45/184
Net Passing Yards	195	117
Total Net Yards	248	301
Passing (A-C-I)	29-17-0	26-14-0
Sacks-Yards	3-24	1-9



Punts-Avg.	6-42.2	5-45.4
Fumbles/Lost	1/1	0/0
Penalties	8-42	4-35
Time of Possession	21:18	38:42

Individual Leaders:

Rushing—Bills:	Thomas 9-27; Mueller 6-15; Kelly 3-10; Riddick 1-1
Colts:	Dickerson 36-166; Bentley 1-10; Chandler 4-8; Hogeboom 3-5; Verdin 1-(-5)
Passing—Bills:	Kelly 29-17-204-2-0 Sacked: 1-9
Colts:	Chandler 11-4-62-0-0 Sacked: 3-24; Hogeboom 15-10-89-2-0 Sacked: 0-0
Receiving: Bills:	Reed 7-99, 2 TD; Harmon 3-13; Johnson 2-25; Riddick 2-21; Metzelaars 1-26; Thomas 1-17; Mueller 1-3
Colts:	Brooks 4-52; Dickerson 3-28; Beach 3-22; Bouza 2-22, 1 TD; Bentley 2-17, 1 TD

1988 SEASON LONG GAINERS

LONGEST SCORING RUN FROM SCRIMMAGE

Colts: 41 yards	Eric Dickerson at Cleveland 9/19
41 yards	Eric Dickerson vs. Denver 10/31
Opp: 13 yards	Doug Flutie at New England 10/2

LONGEST NON-SCORING RUN FROM SCRIMMAGE:

Colts: 44 yards	Clarence Verdin vs. Miami 9/25
Opp: 28 yards	Mike Rozier vs. Houston 9/4

LONGEST SCORING PASS COMPLETION

Colts: 53 yards	Gary Hogeboom to Bill Brooks vs. Denver 10/31
Opp: 39 yards	Dan Marino to Lorenzo Hampton vs. Miami 9/25

LONGEST NON-SCORING PASS COMPLETION

Colts: 58 yards	Gary Hogeboom to Bill Brooks (Dickerson lateral) vs. Houston 9/4
Opp: 58 yards	Jim Kelly to Andre Reed at Buffalo 10/9

LONGEST INTERCEPTION RETURN

Colts: 41t yards	Eugene Daniel vs. Tampa Bay 10/16
Opp: 44t yards	Steve Brown vs. Houston 9/4

LONGEST NON-SCORING PUNT RETURN

Colts: 27 yards	Clarence Verdin vs. Miami 9/25
Opp: 26 yards	Irving Fryar at New England 10/2

LONGEST NON-SCORING KICKOFF RETURN

Colts: 40 yards	Albert Bentley vs. Denver 10/31
Opp: 44 yards	Joe Cribbs at Miami 12/4

LONGEST PUNT

Colts: 65 yards	Rohn Stark vs. Miami 9/25
Opp: 74 yards	Jeff Feagles at New England 10/2

LONGEST FIELD GOAL

Colts: 53 yards	Dean Biasucci vs. Chicago 9/11
Opp: 49 yards	Chuck Nelson at Minnesota 11/20

LARGEST ATTENDANCE

Home: 60,544	vs. Denver 10/31
Road: 76,018	at Buffalo 10/9



STATISTICS

1988 INDIVIDUAL

RUSHING

	No.	Yds.	Avg.	LG	TD
Dickerson	388	1659	4.3	t41	14
Bentley	45	230	5.1	20	2
Chandler	46	139	3.0	t29	3
Verdin	8	77	9.6	44	0
Brooks	5	62	12.4	38	0
Wonsley	26	48	1.8	4	1
Turner	16	42	2.6	14	2
Hogeboom	11	-8	-0.7	6	1
COLTS TOTAL	545	2249	4.1	44	23
Opp. Total	447	1694	3.8	29	14

PUNTING

	No.	Yds.	Avg.	TB	In 20	LG	Blk.
Stark	64	2784	43.5	8	15	65	0
COLTS TOTAL	64	2784	43.5	8	15	65	0
Opp. Total	68	2677	39.4	7	24	74	0

PUNT RETURNS

	No.	FC	Yds.	Avg.	LG	TD
Verdin	22	7	239	10.9	t73	1
Brooks	3	0	15	5.0	8	0
Prior	1	5	0	0.0	0	0
COLTS TOTAL	26	12	254	9.8	t73	1
Opp. Total	37	3	418	11.3	t59	1

KICKOFF RETURNS

	No.	Yds.	Avg.	LG	TD
Bentley	39	775	19.9	40	0
Verdin	7	145	20.7	32	0
Banks	4	56	14.0	20	0
Beach	1	35	35.0	35	0
Wright	1	22	22.0	22	0
COLTS TOTAL	52	1033	19.9	40	0
Opp. Total	67	1480	22.1	t95	1

FIELD GOALS

	1-19	20-29	30-39	40-49	50+	Total
Biasucci	0- 0	8- 8	5- 6	6-10	6-8	25-32
COLTS	0- 0	8- 8	5- 6	6-10	6-8	25-32
Opp. Total	1- 1	7- 9	4- 6	5- 7	0-2	17-25

PASSING

	Att.	Comp.	Yards	Pct.	Avg./Att.
Chandler	233	129	1619	55.4	6.95
Hogeboom	131	76	996	58.0	7.60
Trudeau	34	14	158	41.2	4.65
Turner	4	3	92	75.0	23.00
Bentley	1	0	0	0.0	0.00
COLTS TOTAL	403	222	2865	55.1	7.11
Opp. Total	539	321	3803	59.6	7.06

STATISTICS



RECEIVING

	No.	Yds.	Avg.	LG	TD
Brooks	54	867	16.1	t53	3
Dickerson	36	377	10.5	t50	1
Boyer	27	256	9.5	t24	2
Bentley	26	252	9.7	21	1
Beach	26	235	9.0	23	0
Bouza	25	342	13.7	28	4
Verdin	20	437	21.9	54	4
Bellini	5	64	12.8	25	0
Baldinger	1	37	37.0	37	0
Hinton	1	1	1.0	1	0
Donaldson	1	-3	-3.0	-3	0
COLTS TOTAL	222	2865	12.9	58	15
Opp. Total	321	3803	11.8	58	21

INTERCEPTIONS

	No.	Yds.	Avg.	LG	TD
Tullis	4	36	9.0	20	0
Prior	3	46	15.3	23	0
Bickett	3	7	2.3	7	0
Goode	2	53	26.5	35	0
Daniel	2	44	22.0	t41	1
Krauss	1	3	3.0	3	0
COLTS TOTAL	15	189	12.6	t41	1
Opp. Total	22	291	13.2	t44	1

SCORING

	TDR	TDP	TDRt	PAT	FG	S	TP
Biasucci				39/40	25/32		114
Dickerson	14	1					90
Verdin		4	1				30
Bouza		4					24
Bentley	2	1					18
Brooks		3					18
Chandler	3						18
Boyer		2					12
Turner	2						12
Daniel			1				6
Hogeboom	1						6
Wonsley	1						6
COLTS TOTAL	23	15	2	39/40	25/32	0	354
Opp. Total	14	21	3	36/38	17/25	0	315

SCORE BY PERIODS

	1	2	3	4	OT	Total
COLTS	77	135	61	81	0	354
Opp. Total	55	88	48	121	3	315

TD	Pct. TD	Int.	Pct. Int.	LG	Lost/Att.	Rating
8	3.4	12	5.2	54	18/128	67.2
7	5.3	7	5.3	58	12/ 88	77.7
0	0.0	3	8.8	48	2/ 13	19.0
0	0.0	0	0.0	37	2/ 15	116.7
0	0.0	0	0.0	0	0/ 0	39.6
15	3.7	22	5.5	58	34/244	67.3
21	3.9	15	2.8	58	30/201	82.5



STATISTICS

1988 TEAM STATISTICS

	Colts	Opponent
TOTAL FIRST DOWNS	311	315
Rushing	153	109
Passing	130	184
Penalty	28	22
3rd Down: Made/Att.(%)	64/186	88/204
4th Down: Made/Att.(%)	11/20	9/16
TOTAL NET YARDS	4870	5296
Avg. Per Game	304.4	331.0
Total Plays	982	1016
Avg. Per Play	5.0	5.2
NET YARDS RUSHING	2249	1694
Avg. Per Game	140.6	105.9
Total Rushes	545	447
NET YARDS PASSING	2621	3602
Avg. Per Game	163.8	225.1
Tackled/Yards Lost	34/244	30/201
Gross Yards	2865	3803
Att./Completions	403/222	539/321
Completion Pct.	55.1	59.6
Had Intercepted	22	15
PUNTS/AVERAGE	64/43.5	68/39.4
NET PUNTING AVG.	34.5	33.6
PENALTIES/YARDS	89/657	118/965
FUMBLES/BALL LOST	20/8	32/20
TOUCHDOWNS	40	38
Rushing	23	14
Passing	15	21
Returns	2	3

1988 SPECIAL TEAMS

	KICKOFF			PUNT			TOTAL
	Total	Solo	Assisted	Total	Solo	Assisted	
Jeff Herrod	21	7	14	9	5	4	30
Orlando Lowry	20	8	12	10	6	4	30
Michael Ball	16	8	8	13	9	4	29
John Brandes	13	4	9	11	3	8	24
Fredd Young	14	10	4	0	0	0	14
Terry Wright	10	6	4	3	3	0	13
Chris Goode	10	5	5	2	1	1	12
George Wonsley	10	6	4	0	0	0	10
Eugene Daniel	8	7	1	0	0	0	8
Donnie Dee	2	1	1	6	2	4	8
Fred Robinson	7	6	1	0	0	0	7
Dean Biasucci	6	4	2	0	0	0	6
Craig Swoope	4	2	2	1	0	1	5
O'Brien Alston	1	1	0	4	3	1	5
Barry Krauss	0	0	0	4	3	1	4
John Holt	3	3	0	0	0	0	3
Keith Taylor	3	1	2	0	0	0	3
Cliff Odom	0	0	0	3	2	1	3
Willie Tullis	2	1	1	0	0	0	2
Mike Prior	0	0	0	2	2	0	2
Roy Banks	1	1	0	0	0	0	1
Chuckie Miller	1	0	1	0	0	0	1



1988 DEFENSIVE

Player	Tackles	Solo	Assist	Sack-Yds	QB Press	Passes Defensed	Int-Yds
Bickett	126	83	43	3.5-24	6	7	3- 7
Krauss	124	86	38		1	5	1- 3
Thompson	111	80	31	3-30	13		
Prior	98	69	29	1- 6	3	18	3-46
Odom	94	61	33	2- 7		2	
Young	93	56	37			6	
Hand	73	51	22	5-34	10		
Daniel	65	52	13			13	2-44
Alston	63	42	21	3-22	5	3	
Tullis	56	46	10	1- 0	1	11	4-36
Robinson	47	32	15		3	3	
Swoope	39	26	13	1-10	3	1	
Goode	38	31	7			16	2-53
Klecko	32	23	9		3		
Holt	30	26	4		1	9	
Darby	30	19	11	2-15	1		
Armstrong	28	18	10	2- 8	2		
Herrod	22	18	4	1- 9	3	2	
Johnson	18	11	7	3-16	5	1	
Wright	12	12	0	.5- 4			
Lowry	11	4	7		1		
Cooks	3	2	1				
Ball	4	4	0				
Miller	6	6	0			2	
Thorp	2	1	1		1		
Taylor	1	1	0			2	
TEAM				2-16			

FORCED FUMBLES: Young 5, Krauss 3, Johnson 2, Swoope 2, Bickett, Goode, Klecko, Odom, Prior, Tullis

RECOVERED FUMBLES: Goode 3, Tullis 3, Armstrong 2, Thompson 2, Ball, Biasucci, Bickett, Hand, Klecko, Krauss, Odom, Prior, Swoope, Young



Eric Dickerson, Ray Donaldson and Chris Hinton earned Pro Bowl honors in 1988.



STATISTICS

1988 GAME-BY-GAME—TEAM

OFFENSE

Opponent	FIRST DOWNS			NET OFF		RUSHING		PASSING		Comp.	TD	Int.	PEN No.-Yds.	PUNTS No./Avg.		
	T	R	P	T	PL	T	Att	Net	Sacks						Gross	Att.
9/ 4 HOU	16	8	6	2	53	111	27	170	5/ 39	209	21	15	1	5- 46	6-41.7	
9/11 CHI	11	5	3	3	173	108	28	65	2/ 13	78	15	4	0	7- 67	5-50.2	
9/19 @Cle	15	7	6	2	282	128	25	154	1/ 6	160	27	13	0	9- 50	3-41.3	
9/25 MIA	18	10	7	1	304	213	44	91	4/ 19	110	18	10	0	9- 45	2-59.5	
10/ 2 @NE	15	7	8	0	267	103	32	164	2/ 8	172	26	14	1	8- 55	10-45.6	
10/ 9 @Buf	25	7	14	4	308	67	22	241	4/ 32	273	43	22	1	2- 15	3-38.0	
10/16 TB	25	11	12	2	349	103	35	246	0/ 0	246	33	20	1	1- 6	3-38.7	
10/23 @SD	28	14	11	3	453	198	42	255	0/ 0	255	36	20	1	7- 60	2-45.0	
10/31 DEN	23	16	7	0	464	244	46	220	0/ 0	220	15	11	2	6- 55	1-43.0	
11/ 6 NYJ	22	11	8	3	336	140	35	196	0/ 0	196	23	15	1	3- 16	2-40.0	
11/13 @GB	14	8	6	0	247	136	37	111	3/ 24	135	18	10	2	8- 85	5-31.8	
11/20 @Min	17	7	8	2	213	103	27	110	3/ 29	139	27	13	0	5- 30	6-41.7	
11/27 NE	16	5	10	1	241	81	27	160	1/ 11	171	24	12	1	2- 10	5-49.8	
12/ 4 @Mia	23	17	5	1	322	221	47	101	1/ 10	111	15	12	1	9- 57	2-53.0	
12/10 @NYJ	18	6	11	1	329	109	26	220	5/ 29	249	36	17	1	4- 25	4-37.5	
12/18 BUF	25	14	8	3	301	184	45	117	3/ 24	141	26	14	2	4- 35	5-45.4	
TOTAL	311	153	130	28	4870	2249	545	2621	34/244	2865	403	222	15	22	89-657	64-43.5



1988 GAME-BY-GAME—TEAM

DEFENSE

Opponent	FIRST DOWNS			NET OFF		RUSHING		PASSING		Gross Att.	Comp.	TD	Int.	PEN No.-Yds.	PUNTS No./Avg.
	T	R	P	T	PL	T	Att	Net	Sacks						
9/ 4 HOU	18	12	6	0	67	173	44	174	2/ 22	196	21	14	0	7-	70
9/11 CHI	23	12	9	2	326	154	39	172	2/ 14	186	32	19	1	10-	75
9/19 @Cle	22	7	14	1	356	101	36	255	0/ 0	255	38	23	2	5-	45
9/25 MIA	18	3	13	2	323	71	18	252	4/ 24	276	36	22	2	5-	45
10/ 2 @NE	19	7	10	2	298	105	33	193	3/ 16	209	35	20	1	8-	44
10/ 9 @Buf	25	11	14	0	456	141	35	315	0/ 0	315	39	21	3	9-	86
10/16 TB	24	4	19	1	483	39	15	444	3/ 25	469	42	25	2	9-	80
10/23 @SD	14	8	4	2	239	118	20	121	0/ 0	121	30	13	0	8-	62
10/31 DEN	22	5	15	2	397	131	20	266	3/ 30	296	44	27	3	12-	82
11/ 6 NYJ	20	7	11	2	273	91	25	182	3/ 21	203	37	24	0	14-	127
11/13 @GB	22	4	13	5	297	98	22	199	5/ 17	216	41	24	1	3-	30
11/20 @Min	13	4	8	1	275	83	28	192	0/ 0	192	29	17	0	6-	76
11/27 NE	18	7	11	0	285	105	34	180	2/ 10	190	24	15	0	2-	6
12/ 4 @Mia	21	5	15	1	362	58	17	304	0/ 0	304	32	26	3	5-	40
12/10 @NYJ	22	11	10	1	331	173	42	158	2/ 13	171	30	14	1	7-	55
12/18 BUF	14	2	12	0	248	53	19	195	1/ 9	204	29	17	2	8-	42
TOTAL	315	109	184	22	5296	1694	447	3602	30/201	3803	539	321	21	118-965	68-39.4



STATISTICS

1988 GAME-BY-GAME INDIVIDUAL RUSHING

Att-Yds-LG-TD

Opponent	Dickerson	Bentley	Chandler	Hogeboom
9/ 4 HOU	24- 109-20 - 0	1- 1- 1- 1		2- 1- 2- 0
9/11 CHI	24- 95-17 - 1	4- 13- 9- 0		
9/19 @Cle	22- 117-41t - 1	2- 7- 4- 0	1- 4- 4 - 0	
9/25 MIA	30- 125- 9 - 0	5- 22-10- 0	8- 7- 5 - 0	
10/ 2 @NE	29- 118-17 - 1		1-(- 9)-(- 9) - 0	
10/ 9 @Buf	18- 66-12 - 0	2- 7- 9- 0	1- 1- 1 - 1	1- (- 7)-(- 7)- 0
10/16 TB	27- 80-27 - 2		8- 23- 13 - 1	
10/23 @SD	30- 169-14 - 0	2- 16-15- 0	2- 14- 9 - 0	2- (-12)-(-12)- 0
10/31 DEN	21- 159-41t - 4	12- 55-20- 1	3- 8- 7 - 0	2- 3- 2- 0
11/ 6 NYJ	19- 58-25 - 1	2- 19-13- 0	5- 33- 29t - 1	1- 2- 2- 1
11/13 @GB	19- 69- 9 - 0	2- 7- 6 - 0		
11/20 @Min	22- 72-16 - 0		3- 5- 5 - 0	
11/27 NE	20- 45- 5 - 2	2- 19-15- 0	4- 22- 11 - 0	
12/ 4 @Mia	31- 169-19 - 1	6- 25- 8- 0	6- 23- 13 - 0	
12/10 @NYJ	16- 42-10 - 1	4- 29-12- 0		
12/18 BUF	36- 166-14 - 0	1- 10-10- 0	4- 8- 4 - 0	3- 5- 6 - 0
1988 TOTAL	388-1659-41t -14	45-230-20 - 2	46-139 - 29t - 3	11-(-8)- 6 - 1
Wonsley 10/23 @SD	6- 11- 4-0	2- 59- 44-0	Turner 11/ 6 NYJ ... 3-17-14-0	Brooks 11/13 @GB ... 2-29-18-0
10/31 DEN	7- 11- 4-0	1-(-6)- (-6)-0	11/13 @GB ... 8-20- 5-0	12/10 @NYJ ... 3-33-38-0
11/ 6 NYJ	5- 11- 4-1	1 - 8- 8- 0	12/ 4 @Mia ... 4- 4- 2-2	
11/13 @GB	6- 11- 3-0	2- 26-18- 0	12/10 @NYJ ... 1- 1- 1-0	
12/10 @NYJ	2- 4- 3-0	1 -(-5)-(-5)-0		
		1 -(-5)-(-5)-0		



1988 GAME-BY-GAME INDIVIDUAL RECEIVING

No-Yds-LG-TD

Opponent	Brooks	Bouza	Bentley	Dickerson	Bellini	Beach	Boyer	Verdin
9/ 4 HOU	3- 42-27 - 0	1- 23-23t- 1	3- 30-15 - 0	6- 98-48 - 0		1- 5- 5 - 0	1-11-11 - 0	
9/11 CHI	2- 25-14 - 0					1- 5- 5 - 0		1-48-48 - 0
9/19 @Cle	2- 29-16 - 0	2- 21-18 - 0	1- 10-10 - 0			4-30-15 - 0	2-15- 8 - 0	2-55-54 - 0
9/25 MIA	6- 69-19 - 0		2- 26-16 - 0	1- 7- 7 - 0			1- 8- 8 - 0	
10/ 2 @NE	2- 52-48t- 1	2- 28-15 - 0	4- 32-12 - 0	4- 27-19 - 0		2-27-15 - 0	2-14-13 - 0	2-24-15 - 0
10/ 9 @Buf	4- 69-21 - 0	2- 33-26 - 0	1- 12-12 - 0	3- 12- 4 - 0	1- 12-12-0	4-33-11 - 0	2-16- 9 - 0	2-66-39t- 1
10/16 TB	7-139-28t- 1		1- 12-12 - 0	1- 5- 5 - 0		3-17- 7 - 0	7-55-12 - 0	1-18-18 - 0
10/23 @SD	3- 44-24 - 0	5- 86-28 - 1	1- 3- 3 - 0	4- 30-13 - 0			2- 6- 4 - 0	5-86-24 - 0
10/31 DEN	3-108-53t- 1	3- 50-18 - 0	1- 4- 4 - 0				2-21-15 - 0	1-40-40t- 1
11/ 6 NYJ	3- 20- 8 - 0	1- 4- 4 - 0	2- 24-17 - 0	3- 24-11 - 0		3-47-23 - 0	1- 8- 8 - 0	1-44-44t- 1
11/13 @GB		1- 4- 4t- 1	1- 21-21 - 0	2- 10- 7 - 0		2-22-18 - 0	1-24-24t- 1	1- 3- 3 - 0
11/20 @Min	3- 46-19 - 0		2- 17-13 - 0	3- 36-17 - 0	2- 13-10-0		2-14- 9 - 0	1-13-13 - 0
11/27 NE	6- 89-19 - 0	1- 8- 8 - 0	2- 26-20 - 0	1- 10-10 - 0		2-18-13 - 0	2-36-18 - 1	1-12-12 - 0
12/ 4 @Mia	3- 27-13 - 0	2- 15- 9 - 0	4- 30-13 - 0	5- 90-50t- 1		1- 9- 9 - 0	1-12-12 - 0	2-28-19t- 1
12/10 @NYJ	3- 56-34 - 0	3- 48-19 - 0	2- 17-10 - 1	3- 28-14 - 0		3-22- 9 - 0	1-16-16 - 0	
12/18 BUF	4- 52-26 - 0	2- 22-19 - 1						
1988 TOTAL	54-867-53t-3	25-342-28-4	26-252-21-1	36-377-50t-1	5-64-25-0	26-235-23-0	27-256-24t-2	20-437-54-4

Donaldson 10/31 DEN1- (-3) - 0

Baldinger 11/13 @GB1-37-37-0

Hinton 12/4 @Mia... 1 - 1 - 1 - 0



STATISTICS

1988 GAME-BY-GAME INDIVIDUAL PASSING

Att-Comp-Yds-LG-TD-Int-Sack/Yds-Rating

Opponent	Hogeboom	Chandler	Turner
9/ 4 HOU	20-15-209-58 - 1- 1- 5/39-104.0		
9/11 CHI			
9/19 @Cle		8- 3- 80-54-0- 1- 1/ 6- 35.5	
9/25 MIA		18-10- 110-19-0- 1- 4/ 19- 50.6	
10/ 2 @NE		26-14- 172-48-1- 1- 2/ 8- 71.4	
10/ 9 @Buf	32-15-202-39 - 1- 2- 2/17- 51.6	11- 7- 71-20-0- 0- 2/ 15- 82.0	
10/16 TB		33- 20- 246-28-1- 2- 0/ 0- 67.0	
10/23 @SD	19-11-132-28 - 1- 0- 0/ 0- 97.0	17- 9- 123-24-0- 3- 0/ 0- 36.8	
10/31 DEN	2- 1- 53-53t- 1- 0- 0/ 0-135.4	13-10- 167-40-1- 0- 0/ 0-143.9	
11/ 6 NYJ		22-14- 173-44-1- 1- 0/ 0- 84.2	1-1-23-23-0-0-0-0-118.8
11/13 @GB		17- 9- 98-24-2- 0- 3/ 24-109.6	1-1-37-37-0-0-0-0-118.8
11/20 @Min	13- 8- 94-19 - 0- 1- 1/ 8- 51.5	14- 5- 45-14-0- 1- 2/ 21- 15.7	
11/27 NE		24-12- 171-20-1- 2- 1/ 11- 53.0	
12/ 4 @Mia		15-12- 111-19-1- 0- 0/ 0-117.1	0-0- 0-0-0-0-1/10- 39.6
12/10 @NYJ	30-16-217-50t -1- 3- 4/24- 48.1	4- 0- 0-0-0-0- 0/ 0- 39.6	2-1-32-32-0-0-1/5- 95.8
12/18 BUF	15-10- 89-19 -2- 0- 0/ 0-122.0	11- 4- 52-26-0- 0- 3/ 24- 52.2	
1988 TOTAL	131-76-996-58- 7- 7-12/88- 77.7	233-129-1619-54-8-12-18/128- 67.2	4-3-92-37-0-0-2/15-116.7

Trudeau 9/11 CHI . . . 15- 4- 78- 48-0-2-2/13- 9.2
 9/19 @Cle . . 19-10- 80- 18-0-1-0/ 0-41.5
 Bentley 9/14 HOU . . . 1-0-0-0-0-0-0-0-39.6



WHEN THE BUTZ IS ON,

GATORADE® IS THIRST AID FOR THAT DEEP DOWN BODY THIRST.



Gatorade is proud to be a part of the Indianapolis Colts' winning tradition. Best of luck for the '89-'90 season!



NUMERICAL ROSTER

INDIANAPOLIS COLTS ALPHABETICAL ROSTER — TRAINING CAMP 1989

No.	NAME	POS.	HT.	WT.	NFL EXP.	BIRTHDATE	COLLEGE
97B	Alison, O'Brien	LB	6-6	251	2	12/21/65	Maryland
41W	Anderson, Roneil	FB	6-1	210	R	3/25/66	Oklahoma
79B	Armstrong, Harvey	NT	6-3	282	7	12/29/59	Southern Methodist
62W	Baldinger, Brian	OG	6-4	272	7	1/7/59	Duke
31B	Bali, Michael	DB	6-0	217	2	8/5/64	Southern
58W	Banks, Roy	WR	5-10	193	2	2/19/65	Eastern Illinois
36B	Baylor, John	DB	6-0	203	1	3/5/65	Southern Mississippi
81W	Beach, Pat	TE	6-4	252	7	12/28/59	Washington State
95B	Benson, Mitchell	DT	6-3	302	R	5/30/67	Texas Christian
20W	Bentley, Albert	RB	5-11	214	5	8/15/60	Miami
4W	Biasucci, Dean	K	6-0	189	5	7/25/62	Western Carolina
50B	Bickett, Duane	LB	6-5	251	5	12/1/62	Southern Cal
25B	Bostic, Keith	S	6-1	228	7	1/17/61	Michigan
85W	Bouza, Matt	WR	6-3	211	8	4/8/58	California
84W	Boyer, Mark	TE	6-4	252	5	9/16/62	Southern Cal
88W	Brandas, John	TE	6-2	251	3	4/2/64	Cameron University
80W	Brooks, Bill	WR	6-0	185	4	4/8/64	Boston University
58B	Brown, Philip	LB	6-2	241	1	5/30/64	Alabama
71W	Call, Kevin	OT	6-7	308	6	11/13/61	Colorado State
32B	Carrier, Chris	S	6-5	217	1	4/19/64	Louisiana State
17W	Chandler, Chris	QB	6-4	218	2	10/12/65	Washington
78B	Clancy, Sam	DE	6-7	284	6	5/29/58	Pittsburgh
40W	Clinkscates, Joey	WR	6-2	203	3	5/21/64	Tennessee
52B	Crawford, Tim	LB	6-4	255	2	12/17/62	Texas Tech
38B	Daniel, Eugene	CB	5-11	188	6	5/4/61	Louisiana State
48W	Dee, Donnie	TE	6-4	252	2	3/17/65	Tulsa
29W	Dickerson, Eric	RB	6-3	224	7	9/2/60	Southern Methodist
69W	Dixon, Randy	OG	6-3	302	3	3/12/65	Pittsburgh
53W	Donaldson, Ray	C	6-3	292	10	5/18/58	North Carolina
47W	Dubose, William	RB	5-11	220	R	7/2/68	South Carolina State
74B	Finn, Chuck	NT	6-5	256	6	7/1/61	Brigham Young

1W	Andre Rison
3W	Rohn Stark
4W	Dean Biasucci
9W	Steve Taylor
10W	Jack Trudeau
14W	Tom Ramsey
16W	William Mackall
17W	Chris Chandler
18W	Wayne Johnson
20W	Albert Bentley
21B	John Holt
23B	Bruce Plummer
25B	Keith Bostic
26B	Craig Swoopie
27B	Keith Taylor
28B	Chuckie Miller
29W	Eric Dickerson
30W	Wilton Morgan
31B	Michael Ball
32B	Chris Carrier
34W	George Wonsley
35B	Cornelius Southall
36B	John Baylor
37B	Chris Goodie
38B	Eugene Daniel
39B	Mike Prior
40W	Joey Clinkscates
41W	Roneil Anderson
42W	Aaron Sam
43B	Anthony Parker
43W	Earnest Jackson
45W	by Joe Hunter

COLTS ALLTIME HEAD COACHES/ASSISTANTS

HEAD COACH	YEARS	RECORD	ASSISTANTS
Cecil Isbell	1947-49	9-23-1	Nick Campofreda; Don Edmunds; Andy Hewlitt; Joel Hunt; John Taylor (1947); Tom Stidman (1947-48); Lou DeFilippo (1948); Bill Conkright; Walter Driskill; Mike Michalske; Charles O'Rourke (1949)
*1 Walter Driskill	1949	1-7	
Clem Crowe	1950	1-11	Joel Hunt; Wayne Millner; Rocco Pirro
Keith Molesworth	1953	3-9	Otis Douglas; Ray Richards; Nick Wasyluk
Weeb Ewbank	1954-62	61-52-1	Russ Murphy; Joe Thomas (1954); Frank Cumiskey; Charles Winner (1954-62); Tom Hughes (1955); Frank Lauterbur (1955-56); Herman Ball (1956-62); John Bridgers; Bob Shaw (1957-58); Don McCafferty; John Sandusky (1959-62)
Don Shula	1963-69	73-26-4	Gino Marchetti; Jim Mutscheller; Bill Pellington (1963); Charles Winner (1963-65); Don McCafferty; John Sandusky (1963-69); Bill Arnsperger; Dick Bielski (1964-69); Chuck Noll (1966-68); Bob Boyd (1969)
Don McCafferty	1970-72	26-11-1	Lou Rymkis (1970); Dick Bielski; Bob Boyd; Hank Bulough; John Idzik; John Sandusky (1970-72); Bob (Red) Miller (1971-72)
*2 John Sandusky	1972	4-5	
Howard Schnellenberger	1973-74	4-13	Ray Callahan; Bobby Franklin; Dick Voris (1973); Pete McCulley; George Sefcik; George Young (1973-74); Don Doll; Frank Lauterbur; Jerry Smith (1974)
*3 Joe Thomas	1974	2-9	
Ted Marchibroda	1975-79	41-36	Pete McCulley; Jerry Smith (1975-76); Frank Lauterbur (1975-77); Whitey Doveil (1975-78); Maxie Baughan; George Boutselis (1975-79); Dick Bielski; Ed Khayat (1977-79); Ralph Hawkins (1978); John Symank; Ernie Zwahlen (1979)
Mike McCormack	1980-81	9-23	Dick Bielski; George Boutselis; John Idzik; Ed Khayat; John Symank; Joe Vitt; Chuck Weber; Ray Wietcha (1980-81); Bob Boyd; Clyde Powers (1981)
Frank Kush	1982-84	11-28-1	Bud Carson (1982); Bob Valente (1982-83); Zeke Bratkowski; Gunther Cunningham; Hal Hunter; Richard Mann; Roger Theder; Rick Venturi; Mike Westhoff (1982-84); George Catavolos; Tom Zupancic (1984)
*4 Hal Hunter	1984	0-1	
Rod Dowhower	1985-86	5-24	Steve Sidwell (1985); John Becker; George Catavolos; George Hill; Tom Lovat; Billie Matthews; Chip Myers; Keith Rowen; Rick Venturi; Tom Zupancic (1985-86); John Marshall (1986)
*5 Ron Meyer	1986	3-0	
Ron Meyer	1987-89	18-14	John Becker; George Hill; Tom Lovat; John Marshall; Chip Myers; Keith Rowen (1987-88); Leon Burnett; George Catavolos; Rick Venturi; Tom Zupancic (1987-89); Greg Briner; Milt Jackson; Larry Kennan; Bill Muir; Dante Scarnecchia; Brad Seely (1989)

*1 Succeeded Isbell for last eight games
 *2 Succeeded McCafferty for last nine games
 *3 Succeeded Schnellenberger for last eleven games
 *4 Succeeded Kush for last game
 *5 Succeeded Dowhower for last three games

INDIANAPOLIS COLTS ALPHABETICAL ROSTER—TRAINING CAMP 1989

No.	NAME	POS.	HT.	WT.	NFL EXP.	BIRTHDATE	COLLEGE
97B	Alston, O'Brien	LB	6-6	251	2	12/21/65	Maryland
41W	Anderson, Rotnei	FB	6-1	210	R	3/25/66	Oklahoma
79B	Armstrong, Harvey	NT	6-3	282	7	12/29/59	Southern Methodist
62W	Baldinger, Brian	OG	6-4	272	7	1/ 7/59	Duke
31B	Ball, Michael	DB	6-0	217	2	8/ 5/64	Southern Eastern Illinois
86W	Banks, Roy	WR	5-10	193	2	2/19/65	Southern Mississippi
36B	Baylor, John	DB	6-0	203	1	3/ 5/65	Washington State
81W	Beach, Pat	TE	6-4	252	7	12/28/59	Texas Christian
95B	Benson, Mitchell	DT	6-3	302	R	5/30/67	Miami
20W	Bentley, Albert	RB	5-11	214	5	8/15/60	Western Carolina
4W	Biasucci, Dean	K	6-0	189	5	7/25/62	Southern Cal
50B	Bickett, Duane	LB	6-5	251	5	12/ 1/62	Michigan
25B	Bostic, Keith	S	6-1	228	7	1/17/61	California
85W	Bouza, Matt	WR	6-3	211	8	4/ 8/58	Southern Cal
84W	Boyer, Mark	TE	6-4	252	5	9/16/62	Cameron University
88W	Brandes, John	TE	6-2	251	3	4/ 2/64	Boston University
80W	Brooks, Bill	WR	6-0	185	4	4/ 6/64	Alabama
58B	Brown, Phillip	LB	6-2	241	1	5/30/64	Colorado State
71W	Call, Kevin	OT	6-7	308	6	11/13/61	Louisiana State
32B	Carrier, Chris	S	6-5	217	1	4/15/64	Washington
17W	Chandler, Chris	QB	6-4	218	2	10/12/65	Pittsburgh
78B	Clancy, Sam	DE	6-7	284	6	5/29/58	Tennessee
40W	Clinkscales, Joey	WR	6-2	203	3	5/21/64	Texas Tech
52B	Crawford, Tim	LB	6-4	255	2	12/17/62	Louisiana State
38B	Daniel, Eugene	CB	5-11	188	6	5/ 4/61	Tulsa
48W	Dee, Donnie	TE	6-4	252	2	3/17/65	Southern Methodist
29W	Dickerson, Eric	RB	6-3	224	7	9/ 2/60	Pittsburgh
69W	Dixon, Randy	OG	6-3	302	3	3/12/65	Georgia
53W	Donaldson, Ray	C	6-3	292	10	5/18/58	South Carolina State
47W	Dubose, William	RB	5-11	220	R	7/ 2/66	Brigham Young
74B	Fhin, Chuck	NT	6-5	256	6	7/ 1/61	Towson State
67W	Eisenhooth, Stan	OL	6-5	290	2	7/ 8/63	Alabama
37B	Goode, Chris	DB	6-0	195	3	9/17/63	Alabama
78B	Hand, Jon	DE	6-7	301	4	11/13/63	Indiana
94B	Harris, Walt	DL	6-3	269	R	9/ 6/65	Mississippi
54B	Herrad, Jeff	LB	6-0	246	2	7/29/66	Northwestern
75W	Hinton, Chris	OT	6-4	300	7	7/31/61	West Texas State
21B	Holt, John	CB	5-10	182	9	5/14/59	Indiana
92B	Huff, Joe	LB	6-0	226	R	2/27/66	Kentucky
45W	Hunter, Ivy Joe	RB	6-0	237	R	11/16/66	Texas A&M
43W	Jackson, Earnest	RB	5-9	225	7	12/18/59	Maryland
74W	Jefferson, Ben	OT	6-9	335	R	1/15/66	Morris Brown
90B	Johnson, Ezra	DE	6-4	252	13	10/ 2/55	Georgia
18W	Johnson, Wayne	QB	6-4	221	R	4/13/66	Tennessee
63W	Knight, Steve	OL	6-4	326	2	3/13/62	Pittsburgh
51B	Kraynak, Rich	LB	6-1	229	6	1/20/61	Michigan State
59B	Larson, Kurt	LB	6-4	236	R	2/25/66	Tennessee-Martin
16W	Mackall, William	WR	5-8	190	R	5/26/67	Penn State
96B	McDonald, Quintus	LB	6-3	240	R	12/14/66	Nevada-Las Vegas
60W	McQuaid, Dan	OL	6-7	291	4	10/ 4/60	UCLA
28B	Miller, Chuckie	DB	5-10	183	2	5/ 9/65	Southwestern Louisiana
30W	Morgan, Welton	WR	6-2	208	1	7/10/63	Texas-Arlington
93B	Odom, Cliff	LB	6-2	251	9	8/15/58	Arizona State
43B	Parker, Anthony	DB	5-10	181	R	2/11/66	Mississippi State
23B	Plummer, Bruce	DB	6-1	203	3	9/ 1/64	Illinois State
39B	Prior, Mike	DB	6-0	210	4	11/14/63	Cal State-Fullerton
49W	Pruitt, James	WR	6-3	201	4	1/29/64	Pittsburgh
72B	Puzzouli, Dave	NT	6-3	270	6	1/12/61	UCLA
14W	Ramsey, Tom	QB	6-1	185	5	7/ 9/61	Kearney State
46W	Reilly, Paul	TE	6-3	241	R	6/15/65	Michigan State
1W	Rison, Andre	WR	6-0	191	R	3/18/67	Bloomsburg State
85B	Royster, Al	DL	6-3	281	R	1/21/65	Central Florida
42W	Sam, Aaron	RB	5-9	197	1	1/17/66	Notre Dame
35B	Southall, Cornelius	DB	6-1	200	R	5/25/67	Oklahoma State
65W	Stanley, Chris	OL	6-4	280	R	4/7/66	Florida State
3W	Stark, Rohn	P	6-3	203	8	5/ 4/59	Illinois
26B	Swoope, Craig	DB	6-1	225	4	2/ 3/64	Nebraska
9W	Taylor, Steve	QB	5-11	206	R	1/ 7/67	Illinois
27B	Taylor, Keith	DB	5-11	206	2	12/21/64	Auburn
66W	Thompson, Jim	OT	6-7	282	R	5/18/66	North Carolina
99B	Thompson, Donnell	DE	6-4	280	9	10/27/58	Florida State
68W	Tomberlin, Pat	OT	6-2	312	R	1/29/66	Illinois
10W	Trudeau, Jack	QB	6-3	219	4	9/ 9/62	Georgia Tech
64W	Utt, Ben	OG	6-6	293	8	6/13/59	Southwestern Louisiana
83W	Verdin, Clarence	WR	5-8	170	4	6/14/63	Cameron
46B	Washington, Charles	DB	6-1	208	R	10/ 8/66	Northeast Louisiana
57B	Washington, Ronnie	LB	6-1	250	2	7/29/63	Delaware State
87W	Weathers, Clarence	WR	5-9	188	7	1/10/62	Southern Methodist
98B	Willis, Mitch	DL	6-8	286	5	3/16/62	Mississippi State
34W	Wonsley, George	RB	5-10	221	6	11/23/60	Kentucky
49B	Yarano, Don	LB	6-2	230	1	5/21/64	New Mexico State
56B	Young, Fredd	LB	6-1	235	6	11/14/61	

NUMERICAL ROSTER

1W	Andre Rison
3W	Rohn Stark
4W	Dean Biasucci
9W	Steve Taylor
10W	Jack Trudeau
14W	Tom Ramsey
16W	William Mackall
17W	Chris Chandler
18W	Wayne Johnson
20W	Albert Bentley
21B	John Holt
23B	Bruce Plummer
25B	Keith Bostic
26B	Craig Swoope
27B	Keith Taylor
28B	Chuckie Miller
29W	Eric Dickerson
30W	Welton Morgan
31B	Michael Ball
32B	Chris Carrier
34W	George Wonsley
35B	Cornelius Southall
36B	John Baylor
37B	Chris Goode
38B	Eugene Daniel
39B	Mike Prior
40W	Joey Clinkscales
41W	Rotnei Anderson
42W	Aaron Sam
43B	Anthony Parker
43W	Earnest Jackson
45W	Ivy Joe Hunter
46B	Charles Washington
46W	Paul Reilly
47W	William Dubose
48W	Donnie Dee
49B	Don Yarano
49W	James Pruitt
50B	Duane Bickett
51B	Rich Kraynak
52B	Tim Crawford
53W	Ray Donaldson
54B	Jeff Herrod
56B	Freddie Young
57B	Ronnie Washington
58B	Phillip Brown
59B	Kurt Larson
60W	Dan McQuaid
62W	Brian Baldinger
63W	Steve Knight
64W	Ben Utt
65B	Al Royster
65W	Chris Stanley
66W	Jim Thompson
67W	Stan Eisenhooth
68W	Pat Tomberlin
69W	Randy Dixon
71W	Kevin Call
72B	Dave Puzzouli
74B	Chuck Ehin
74W	Ben Jefferson
75W	Chris Hinton
76B	Sam Clancy
78B	Jon Hand
79B	Harvey Armstrong
80W	Bill Brooks
81W	Pat Beach
83W	Clarence Verdin
84W	Mark Boyer
85W	Matt Bouza
86W	Roy Banks
87W	Clarence Weathers
88W	John Brandes
90B	Ezra Johnson
92B	Joe Huff
93B	Cliff Odom
94B	Walt Harris
95B	Mitchell Benson
96B	Quintus McDonald
97B	O'Brien Alston
98B	Mitch Willis
99B	Donnell Thompson



**And Score Big...
With Kroger
& the Colts as
your Team!**

Sponsored By Kroger:

• **Colts Team**

Picture Day

• **Rookie Of The Year
Award**



**Indianapolis
COLTS**





HISTORY OF THE COLTS

Professional football came to Indianapolis March 28, 1984, when Colts owner Robert Irsay moved the historic NFL franchise from Baltimore to Indianapolis—the friendly heart of the midwest.

The roots of the franchise go back to December 28, 1946, when the bankrupt Miami Seahawks of the All-America Football Conference were purchased and relocated in Baltimore by a group headed by Bob Rodenberg. As the result of a contest in Baltimore, won by Charles Evans of Middle River, Md., the team was renamed the "Colts."

On September 7, 1947, wearing green and silver uniforms, the Colts under Head Coach Cecil Isbell (formerly an All-American player and coach at Purdue University) won their initial AAFC game, 16-7, over the Brooklyn Dodgers. The team concluded its inaugural season before a record Baltimore crowd of 51,583 losing to the New York Yankees, 21-7. The Colts finished the year with a 2-11-1 record good for a fourth place finish in the Eastern Division.

The Colts completed the 1948 season with a 7-8 record, tying the Buffalo Bills for the division title. The Colts compiled a 1-11 slate in 1949. The All-America Football Conference and the National Football League merged in 1950 and the Colts became a member of the NFL. After posting a 1-11 record for the second consecutive year, the franchise was dissolved by the league on January 18, 1951 because of its failing financial condition.

After two full seasons without professional football, NFL Commissioner Bert Bell challenged the franchise in December of 1952 to sell 15,000 season tickets within six weeks in order to re-enter the NFL. That 15,000-ticket quota was reached in four weeks and three days.

On January 23, 1953, under the principal ownership of Carroll Rosenbloom, the NFL's Dallas Team franchise was moved to Baltimore where, keeping the "Colts" nickname, the Texan team colors of blue and white were inherited.

Before their first NFL season, the "new" Baltimore Colts engineered one of the biggest trades in sports history. In a deal with the Cleveland Browns involving 15 players, Baltimore received 10 Browns in exchange for five Colts. Among the players who came to Baltimore in the deal were Don Shula, Bert Rechichar, Carl Taseff and Art Spinney. These players helped the Colts open the 1953 NFL season with a 13-9 upset of the Chicago Bears in a game where Bert Rechichar set a then-NFL record with a 56-yard field goal.

In 1954, the Colts hired Weeb Ewbank as head coach. Ewbank would guide the Colts for the next nine seasons (the longest tenure of any Colt head coach) and lead the club to its first divisional and world championships.

On November 30, 1958, the Colts clinched their first Western Division title with a 35-27 win over San Francisco before a record home sellout crowd of 57,557. Four weeks later, Baltimore won its first World Championship, downing the New York Giants, 23-17, in the fabled "sudden-death" overtime contest at Yankee Stadium. The Colts repeated as champion in 1959, clinching their second Western Division crown and defeating the Giants, 31-16 in Baltimore for the World Title.

In January 1963, Don Shula replaced Weeb Ewbank as the team's third head coach since 1953. During the 1963 campaign, quarterback John Unitas led the Colts offense to eight team records



HISTORY

and set a then-NFL individual passing mark of 237 completions. The Colts won a club record eleven consecutive games in 1964, enroute to clinching their third Western Conference title and first under Shula. During that campaign, Raymond Berry caught his 506th career pass and Lenny Moore scored 20 touchdowns, both NFL records at the time. The following year, Baltimore tied Green Bay for the Western Conference title. With halfback Tom Matte quarterbacking the club because of injuries to John Unitas and Gary Cuozzo, the Colts lost a controversial 13-10 "sudden-death" playoff contest to the Packers.

Under Shula, Baltimore made its first Super Bowl appearance in 1968. The club finished first in the Coastal Division with a 13-1 mark, then defeated Minnesota, 24-14, in the Western Conference Championship game and blanked Cleveland, 34-0, for the NFL Championship. The team went on to face the American Football League Champion New York Jets in Super Bowl III, losing a 16-7 upset.

In May of 1969, the NFL merged with the AFL and Baltimore, Pittsburgh and Cleveland joined the old AFL teams to form the American Football Conference of the NFL. For the 1970 season, the Colts were situated in the Eastern Division of the AFC and on September 20, the club won its first AFC game, 16-14, over San Diego. In mid-December, Baltimore clinched its first Eastern Division Championship with a 20-14 win at Buffalo, then defeated Cincinnati and Oakland in the playoffs to win the AFC Championship. On January 17, 1971, the Colts defeated the Dallas Cowboys in Super Bowl V, 16-13, on Jim O'Brien's 32-yard field goal with five seconds remaining in the game.

In July, 1972, the Colts came under new ownership as Robert Irsay acquired the club from Carroll Rosenbloom in exchange for the Los Angeles Rams.

In 1974, two young Colt stars established NFL records as running back Lydell Mitchell carried the ball 40 times against the New York Jets at Shea Stadium and quarterback Bert Jones completed 17 consecutive passes against the same Jet club later in the season. Mitchell set another mark that season, winning the league pass receiving title with 72 receptions.

In 1975, Mitchell would continue his record-setting pace by becoming the first running back in Colt history to rush for 1,000 yards, gaining 1,193 yards on 289 carries.

After posting a 2-12 record in 1974, Baltimore's fortunes began to change with the hiring of Ted Marchibroda as head coach in February, 1975. Marchibroda led the Colts to three consecutive Eastern Division titles before posting back-to-back 5-11 seasons in 1978-79.

The Colts named Mike McCormack to replace Marchibroda as head coach in January, 1980. The Colts improved to a 7-9 record in 1980 before recording the worst record in Club history with a 2-14 slate in 1981.

On December 21, 1981, the Colts named Frank Kush to replace McCormack as Head Coach. In addition, Club owner Robert Irsay announced the appointment of Ernie Accorsi as General Manager on May 16, 1982.

Under Kush's guidance, the Colts recorded their first winning preseason record (3-2) since 1970. After two weeks of regular season play, a players' strike resulted in the loss of seven games per team from the 1982 schedule and each team played a nine game schedule. The Colts finished the season with a record of 0-8-1.

The Colts received the first selection in the April 26, 1983 NFL draft and selected Stanford quarterback John Elway. Six days later



on May 2, the Colts traded Elway to Denver in exchange for the Broncos' 1983 first round choice, offensive tackle Chris Hinton, along with quarterback Mark Herrmann and Denver's first round choice in the 1983 NFL draft.

In 1983, the Colts forged the biggest turnaround in NFL history for a team that had gone winless the previous season. The 1983 Colts were 6-4 after week 10 and then went 7-9 on the season. The Chris Hinton acquisition proved successful as the rookie earned a starting berth at offensive guard for the AFC in the Pro Bowl. The Colts' running game came together as Curtis Dickey and Randy McMillan combined for just shy of 2,000 yards rushing to rank first in the AFC and second in the NFL.

Following the 1984 season, President Robert Irsay and General Manager Jim Irsay appointed Rod Dowhower as Head Coach on January 28, 1985. Dowhower posted a 5-11 mark that season with a club which rushed for a conference-leading 2,439 yards, fifth-best in the NFL. The team averaged 5.0 yards per attempt to lead the NFL, while marking the first time in a decade that an AFC team achieved that feat.

On December 1, 1986, Ron Meyer succeeded Dowhower as Head Coach. Meyer was instrumental in the Colts winning their final three games of the season to finish with a 3-13 record. He then led the Colts to the AFC Eastern Division title with a 9-6 record in 1987, and to a 9-7 mark in 1988.

In more than 30 years of National Football League competition, the Colts have achieved a 262-250-7 record, including three World Championships and 10 Conference or Division titles. The Colts' regular season victory total of 251 is among the highest of any NFL club over the last three decades.

The success of the Colts franchise is exemplified by the number of Colts who have been inducted into the Pro Football Hall of Fame. A total of six players have been selected for enshrinement including Raymond Berry, Art Donovan, Gino Marchetti, Lenny Moore, Jim Parker, John Unitas and Head Coach Weeb Ewbank.

HISTORICAL HIGHLIGHTS

- December 28, 1946**—Bankrupt Miami Seahawks franchise of All-America Football Conference is moved to Baltimore. Bob Rodenberg heads purchasing group and team renamed Colts via fan contest.
- February 10, 1947**—Cecil Isbell named head coach.
- September 7, 1947**—Colts win inaugural AAFC game, defeating Brooklyn Dodgers 16-7 before 27,418 fans at Baltimore Stadium.
- September 28, 1947**—New York Yankees defeat Colts 21-7 before a then-record Baltimore crowd of 51,583. Colts place fourth in Eastern Division with 2-11-1 record, while drawing 199,661 fans.
- Spring, 1948**—Colts reorganize with over 200 stockholders. Jake Embry named president and Walt Driskill, general manager.
- December 12, 1948**—Buffalo Bills win playoff game for Eastern Division title in Baltimore 28-17 in game marked by near riot. Colts finish 7-8 under Isbell. Dick Barwegen named all-league guard and attendance totals 244,502.
- Spring, 1949**—Driskill succeeds Embry as president, while continuing as general manager.



HISTORY

- Fall, 1949**—Isbell fired after first four games and Driskill named coach. Team finishes seventh in Eastern Division with 1-11 record. Barwegen again named all-league.
- December 9, 1949**—National Football League and AAFC reach "peace" agreement and Colts enter NFL for 1950 season.
- December 18, 1949**—Abraham Watner named Colts' president.
- Spring, 1950**—Clem Crowe named head coach.
- December 10, 1950**—Colts conclude 1-11 season with 15-14 defeat to Yanks at Yankee Stadium. Yanks will later become the Baltimore Colts.
- January 18, 1951**—Watner withdraws franchise and is paid \$50,000 for players by NFL.
- December 3, 1952**—Commissioner Bert Bell, addressing Advertising Club, issues challenge to Colts fans to sell 15,000 season tickets in six weeks to re-enter NFL.
- December 8, 1952**—Ticket drive officially begins with quota reached in four weeks, three days.
- January 11, 1953**—Carroll Rosenbloom, with 52 per cent control, heads ownership group including William F. Hilgenberg, Zanyvl Krieger, Thomas Mullan, Sr., and R. Bruce Livie.
- January 23, 1953**—Dallas Texan franchise moved to Baltimore, Don Kellett named president and general manager and Keith Molesworth, head coach.
- March 25, 1953**—Baltimore and Cleveland put together one of the biggest deals in sports history, a trade which involved 15 players. The Colts acquired 10 ex-Browns in exchange for five Colts. Players acquired by the Colts were quarterback Harry Agganis, tackle Dick Batten, end Gern Nagler, halfback Bert Rechichar, guard Ed Sharkey, tackle Stu Sheetz, halfback Don Shula, end Art Spinney, halfback Carl Taseff and guard Elmer Willhoite. Going to the Browns were linebacker Tom Catlin, tackle Don Colo, guard Hershel Forrester, tackle Mike McCormack and halfback John Pettibon.
- September 27, 1953**—Colts upset Chicago Bears 13-9 in NFL opener at Memorial Stadium before 23,715 fans.
- Spring, 1954**—Weeb Ewbank named head coach.
- February 4, 1957**—Carroll Rosenbloom named president.
- November 2, 1958**—Colts record club's first shutout, 56-0 over Green Bay Packers, to win sixth straight game and also set club record for largest margin of victory.
- November 16, 1958**—Colts defeat Chicago 17-0, marking first shutout for Bears in 149 games.
- November 30, 1958**—Colts clinch first Western Division title 35-27 over San Francisco before second straight record home sellout crowd of 57,557.
- December 28, 1958**—Colts defeat New York Giants 23-17 at Yankee Stadium in "sudden death" game for World Championship.
- December 12, 1959**—Colts score 24 fourth quarter points to rally from 10-point deficit and defeat Los Angeles 45-26 at the Coliseum for second Western Division championship.
- December 27, 1959**—Colts beat New York Giants 31-16 in Baltimore for second straight World Championship.
- December 11, 1960**—Touchdown passing streak by John Unitas snapped by Los Angeles at NFL record 47 games.



- January 8, 1963**—Don Shula relieves Weeb Ewbank as team's third head coach since 1953. Gino Marchetti and Bill Pellington later named first player-coach.
- December 15, 1963**—John Unitas concludes season with eight team and one then-NFL record of 237 completions.
- January 20, 1964**—Carroll Rosenbloom purchases all remaining stock to gain full ownership.
- November 22, 1964**—Colts win club record 10th straight game, 24-7 over Rams in Los Angeles, to clinch third Western Conference title.
- December 13, 1964**—Raymond Berry catches 506th career pass against Washington and Lenny Moore scores 20th touchdown of season, both NFL records at the time.
- December 27, 1964**—Browns defeat Colts 27-0 in NFL title game in Cleveland.
- December 26, 1965**—Packers edge Colts 13-10 in "sudden death" playoff for Western Conference crown. Tom Matte quarterbacks club in absence of injured John Unitas and Gary Cuozzo.
- June 8, 1966**—NFL and American Football League announce merger for 1970.
- January 23, 1967**—Don Kellett retires and Joe Campanella succeeds as general manager.
- February 15, 1967**—Joe Campanella, Colts GM passes away.
- March 17, 1967**—Publicity Director Harry Hulmes named general manager.
- November 5, 1967**—Colts score two late touchdowns to defeat world champion Packers 13-10 and snap five-game series losing string.
- December 17, 1967**—Unbeaten in 13 games (11-0-2), Colts drop final game of season in Los Angeles 34-10 to miss playoffs.
- August 3, 1968**—Art Donovan becomes first Colt to be included into Pro Football Hall of Fame.
- December 8, 1968**—Colts win Coastal Division title by virtue of Chicago's 17-16 win over Los Angeles. Colts defeated Green Bay 16-3 day before.
- December 22, 1968**—Colts defeat Minnesota 24-14 for Western Conference crown.
- December 29, 1968**—Colts shutout Cleveland 34-0 for NFL championship and first title since 1958-59.
- January 12, 1969**—New York Jets defeat Colts 16-7 in Super Bowl III at Orange Bowl.
- May 17, 1969**—Baltimore, Pittsburgh, and Cleveland join old AFL teams to form American Football Conference as NFL realigns.
- January 6, 1970**—Don Klosterman named general manager.
- April 3, 1970**—Don McCafferty succeeds Don Shula as head coach. Shula quit to become head coach of Miami Dolphins.
- September 20, 1970**—Baltimore wins first AFC game, 16-14 over San Diego, in realigned NFL.
- December 13, 1970**—Colts clinch Eastern Division championship with 20-14 win at Buffalo.
- December 26, 1970**—Colts win AFC Divisional Playoff game with Cincinnati Bengals, 17-0.
- January 3, 1971**—Colts defeat Oakland 27-17 to win AFC Championship.
- January 17, 1971**—Colts win first AFC-NFC Super Bowl 16-13 over Dallas on Jim O'Brien's 32-yard field goal with five seconds to play at Orange Bowl.



HISTORY

- March 18, 1971**—Steve Rosenbloom named president and Carroll Rosenbloom, chairman of the board.
- January 2, 1972**—Miami defeats Baltimore 21-0 in AFC title game at Orange Bowl. Colts qualified for playoffs as wild card team and defeated Cleveland 20-3 in AFC playoffs.
- July 26, 1972**—Robert Irsay acquires Colts from Carroll Rosenbloom in exchange for Los Angeles Rams. Joe Thomas named Vice President and General Manager.
- July 29, 1972**—Gino Marchetti inducted into Pro Football Hall of Fame, joining Art Donovan.
- October 16, 1972**—John Sandusky replaced Don McCafferty as head coach after fifth game of season.
- January 22, 1973**—John Unitas goes to San Diego.
- February 14, 1973**—Howard Schnellenberger named head coach.
- July 28, 1973**—Raymond Berry and Jim Parker inducted into Pro Football Hall of Fame.
- September 29, 1974**—Joe Thomas replaces Howard Schnellenberger as head coach.
- October 20, 1974**—Lydell Mitchell establishes NFL single game record of 40 carries (156 yards) in 35-20 win over New York Jets at Shea Stadium.
- December 15, 1974**—Bert Jones completes NFL record 17 consecutive passes and Lydell Mitchell wins league pass catching title with 72 receptions, record then for running backs.
- January 15, 1976**—Ted Marchibroda named head coach.
- August 2, 1975**—Lenny Moore inducted into Pro Football Hall of Fame.
- December 7, 1975**—Lydell Mitchell rushes 119 yards against New York Giants at Shea Stadium to become first Colt running back to rush for 1,000 yards in a season.
- December 14, 1975**—Colts defeat Miami 10-7 on Toni Linhart's 31-yard field goal with 2:16 left to play in overtime.
- December 21, 1975**—Colts complete greatest turnaround season in NFL history with ninth straight win, defeating New England 34-21 at Memorial Stadium to finish 10-4 and win Eastern Division title.
- December 12, 1976**—Baltimore for the second consecutive year captured the AFC Eastern Division Championship after defeating Buffalo 58-20 in last home game of regular season.
- January 25, 1977**—Colts name Dick Szymanski, former Club director of Pro Personnel as General Manager; Ernie Accorsi, a former Colt PR Director, named to the post of Assistant General Manager.
- November 20, 1977**—Lydell Mitchell breaks Lenny Moore's career rushing record of 5174 yds. Mitchell ended the '77 season with 5487 yds.
- December 18, 1977**—Colts defeat New England in the season finale 30-24 to clinch their third consecutive AFC Eastern Divisional title with a 10-4 record. The Colts winning TD came on a 88-yard drive, the longest in Colts history.
- July 29, 1978**—Weeb Ewbank inducted into the Pro Football Hall of Fame.
- July 28, 1979**—John Unitas inducted into the Pro Football Hall of Fame.
- December 16, 1979**—Joe Washington sets team record with 82 receptions to lead NFL.
- January 16, 1980**—Mike McCormack named Head Coach.



- December 21, 1981**—Frank Kush named Head Coach.
- May 16, 1982**—Ernie Accorsi named General Manager.
- September 20, 1982**—After two weeks of regular season play, the NFL Players Association called a players' strike at 12:00 midnight (ET). It was the first in-season work stoppage in league history. The regular season returned on Sunday and Monday, November 20-21. Eight weekends of the 16-week regular season were not played as scheduled. A ninth weekend of 14 games was rescheduled and played on Sunday and Monday, January 2-3, 1983. A total of 98 games were erased by the strike.
- April 26, 1983**—Colts select Stanford QB-John Elway with the first pick in the 1983 NFL draft.
- May 2, 1983**—Colts trade John Elway to Denver in exchange for Broncos' 1983 number one draft choice, OT-Chris Hinton, along with QB-Mark Herrmann and Denver's first round selection in the 1984 NFL draft.
- December 18, 1983**—Colts complete season at 7-9, marking the biggest turnaround in NFL history for a team that had gone winless the previous season.
- March 28, 1984**—Colts in Indianapolis
- April 18, 1984**—Indianapolis Colts tickets offered for sale. Overwhelming response yeilds 143,000 season ticket requests in two weeks.
- April 26, 1984**—Jim Irsay named general manager.
- December 13, 1984**—Hal Hunter named interim head coach.
- January 28, 1985**—Rod Dowhower named head coach.
- August 23, 1985**—Colts moved into new training complex in Indianapolis.
- April 19, 1986**—More than 10,000 fans visit Colts training complex during first-ever public open house.
- December 1, 1986**—Ron Meyer named head coach.
- September 22, 1987**—As in 1982, two weeks into the regular season the NFL Players Association called a players strike. The strike lasted 24 days, from September 22 to October 15. The 14 NFL games scheduled for the weekend of September 27-28 were canceled because of the strike. The League schedule resumed October 4-5 with replacement teams. Replacement teams played for three weekends (October 4-5, October 11-12, October 18-19) before regular players resumed play late weekend of October 25-26.
- December 27, 1987**—Colts clinch AFC Eastern Division title with 24-6 home victory over Tampa Bay.
- October 31, 1988**—Colts defeated Denver, 55-23, in first Monday Night Game in Indianapolis. Eric Dickerson rushed for a club-record four touchdowns.

Ron Meyer led Colts to division title in 1987.





HALL OF FAME

HALL OF FAME COLTS

RAYMOND BERRY, End, 6-2, 187, SMU

Retired in 1967 as the leading pass receiver in NFL history (now ranks fourth) with 631 receptions . . . selected as a "future" choice in the 20th round of the 1954 draft by the Colts . . . named all-pro three times (1958-60) and played in five Pro Bowl games . . . led NFL in receiving in 1958-60 . . . holds NFL championship game records for yardage (178) and receptions (12), which he set in the 1958 "sudden death" title game against the New York Giants . . . last career touchdown



reception came against Dallas at Memorial Stadium on December 3, 1967 and covered five yards . . . born February 27, 1933 in Corpus Christi, Texas . . . attended Paris (Texas) High School . . . inducted in the Hall of Fame, July 28, 1973.

Year-Team	GP	No.	Yds.	Avg.	LG	TD
1955 - Balt	12	13	205	15.8	45	0
1956 - Balt	12	37	601	16.2	54	2
1957 - Balt	12	47	800	17.0	67t	6
1958 - Balt	12	56	794	14.2	54	9
1959 - Balt	12	66	959	14.5	55t	14
1960 - Balt	12	74	1298	17.5	70t	10
1961 - Balt	12	75	873	11.6	44	0
1962 - Balt	14	51	687	13.5	37	3
1963 - Balt	9	44	703	16.0	64t	3
1964 - Balt	12	43	663	15.4	46	6
1965 - Balt	14	58	739	12.7	40	7
1966 - Balt	14	56	786	14.0	40t	7
1967 - Balt	7	11	167	15.1	40	1
TOTALS	154	631	9275	14.7	70t	68

ART DONOVAN, Defensive Tackle, 6-3, 265, Boston College

The first Colt to enter the Hall of Fame, Donovan was inducted August 3, 1968 . . . played from 1953-61 with the current Colt franchise and with Baltimore in 1950, the New York Yanks, 1951, and Dallas Texans, 1952 . . . all-pro 1954-57 and played in the Pro Bowl game five times . . . one of the most popular Colts of all time . . . attended Notre Dame for one year, entered the Marines during World War II, and switched to Boston College after his service discharge . . . lettered four years



(1946-49) as a tackle and was named All-East in 1948-49 . . . reported to training camp in 1962, but announced his retirement at age 37, before the season opened . . . he was honored and his jersey number, 70, retired in an emotional ceremony at Memorial Stadium on September 16, 1962 . . . attended St. Michael High School in New York City, where he was born June 5, 1925 in the Bronx . . . lives with his family in Towson, Maryland.



WEEB EWBANK, Head Coach 1954-62

Ewbank led the Colts to consecutive World Championships in 1958 and 1959...defeated the N.Y. Giants 23-17 in sudden death overtime thriller called "the greatest game ever played" ...beat the Giants again in '59 31-16 to win second world title...had a career mark of 59-52-1 in 9 seasons with Colts...left Baltimore in '62 to become head coach of the N.Y. Jets...led the Jets to a Super Bowl Championship in '68 defeating the Colts 16-7 in Super Bowl III...had a career coaching record in New York of 71-77-6, giving him a career record of 130-129-7 for 20 years in the NFL/AFL...his 4-1 postseason mark gives him 134 career victories to rank 10th on the all-time list...is the only coach in NFL history to win world championships in both the NFL and AFL...nine years as head coach of the Colts is the longest coaching tenure in Colts history...born in Richmond, Indiana on May 6, 1907...attended Richmond High School where he was a three sport-star...graduated from Miami of Ohio in 1928...Coached basketball for 13 years at Miami...coached with Paul Brown at the naval base at Great Lakes...rejoined Brown in '49 as the Cleveland Browns tackle coach...joined the Colts in 1954 succeeding Keith Molesworth.



GINO MARCHETTI, Defensive End, 6-4, 245, San Francisco

Marchetti, acclaimed as the greatest defensive end in pro football history during the 1969 NFL 50th anniversary, was inducted into the Hall of Fame on July 29, 1972...named all-pro nine consecutive seasons (1956-64) and played in every Pro Bowl game from 1954 through 1964, with the exception of the 1958 game, which he missed with a broken ankle suffered in the "sudden death" championship game against the New York Giants...announced retirement after the 1963 season, in which he also served as an assistant coach, but reconsidered and played in 1964...retired again following the 1964 season, but returned to play in four games in 1966, when the Colts suffered heavy injuries in the defensive line...played his final game on December 18, 1966 in San Francisco...fought in the "Battle of the Bulge" during World War II at the age of 18, after graduating from Antioch (Calif.) High School...was a 1951 All-West Coast tackle selection at San Francisco and played in the East-West and College All-Star games...born January 2, 1927 in Smithers, West Virginia...makes his home with his family in Devon, Pa.



1972 inductee Gino Marchetti appeared in 10 Pro Bowls and was named All-Pro nine times.



HALL OF FAME

LENNY MOORE, Running Back & Flanker, 6-1, 190, Penn State

Moore entered the Hall of Fame on August 2, 1975...retired in 1967 with 12,451 combined net yards in a 12-year career to rank 9th among the all-time NFL leaders...he gained 5174 yards rushing and 6039 yards on 363 receptions along with 1180 yards on kickoff returns and 56 yards on punt returns...scored 678 points on 113 touchdowns with stretches of 18 straight games scoring at least one touchdown and 11 straight scoring at least one touchdown rushing; both are NFL records...gained All America honors at Penn State and was the number one draft pick of the Colts in 1956...was named 1956 Rookie of the Year...selected Comeback Player of the Year and Most Valuable Player in 1964, when he scored 20 touchdowns, after many thought his career had ended...born November 25, 1933 in Reading, Pa., and attended Reading High School...lives with his wife and children in Baltimore.



Year - Team	RUSHING						RECEIVING					
	GP	No	Yds.	Avg.	LG	TD	No.	Yds.	Avg.	LG	TD	
1956 - Balt	12	86	649	7.5	79t	8	11	102	9.3	27	1	
1957 - Balt	12	98	488	5.0	55t	3	40	687	17.2	82t	7	
1958 - Balt	12	82	598	7.3	73t	7	50	938	18.8	77t	7	
1959 - Balt	12	92	422	4.6	31t	2	47	846	18.0	71	6	
1960 - Balt	12	91	374	4.1	57t	4	45	936	20.8	80t	9	
1961 - Balt	13	92	648	7.0	54t	7	49	728	14.9	72t	8	
1962 - Balt	10	106	470	4.4	25	2	18	215	11.9	80t	2	
1963 - Balt	7	27	136	5.0	25t	2	21	288	13.7	34	2	
1964 - Balt	14	157	584	3.7	32t	16	21	472	22.5	74t	3	
1965 - Balt	12	133	464	3.5	28t	5	27	414	15.3	52t	3	
1966 - Balt	13	63	209	3.3	18	3	21	260	12.4	36	0	
1967 - Balt	14	42	132	3.1	21	4	13	153	11.8	37	0	
TOTALS	143	1069	5174	4.8	79t	63	363	6039	16.6	82t	48	

Kick-Off Returns: 49 - 1180 - 24.1 - 92t - 1
 Punt Returns: 14 - 56 - 4.0 - 15 - 0

JIM PARKER, Guard and Tackle, 6-3, 272, Ohio State

A member of both the Professional and National Football Foundation Halls of Fame... the Colts first draft pick in 1957, after twice being named All-America (1955-56) as a guard at Ohio State...winner of the 1956 Outland Trophy as the nation's outstanding lineman... also played linebacker collegiately...his 1954 team won the Rose Bowl and the national championship...named to the modern all-time All-America college football team in 1969, which was selected as part of the 100th anniversary of college football...was all-pro eight consecutive seasons (1958-65) and played in the Pro Bowl following each of those seasons...started as the left tackle for the Colts, was moved in 1962 to left guard, and back to tackle in 1966...announced retirement near end of the 1967 season in which he only played in three games because of a leg injury...played in 139 consecutive games, the second longest string in Colt history...streak ended when he missed the Colts game with San Francisco at Memorial Stadium on Oct. 10, 1967...born April 8, 1934 in Macon, Georgia and attended Scott High School in Toledo, Ohio...lives with his family in Baltimore.





JOHN UNITAS, QB, 6-1, 196, Louisville
 1973 was the end of an era in the NFL. John Unitas, the greatest quarterback ever to put on shoulder pads, retired. After 18 years, Unitas left the game with a helmet full of records.



He was the first quarterback to pass for more than 40,000 yards. His NFL records include most consecutive seasons leading the league in touchdown passes (4) and most consecutive games with a TD pass (47), a feat that rivals Joe

DiMaggio's 56 game hitting streak.

He ended his career ranked number one in NFL history in six categories: most passes attempted (5,186), most passes completed (2,830), most yards gained passing (40,239), most seasons 3,000 yards or more passing (3), most games with 300 yards or more passing (26) and most touchdown passes (290).

He also set several post-season marks including highest career completion percentage (62.9) and most yards gained in championship play (1,177).

In his 17 seasons with the Colts, he established 22 records. During his stay in Baltimore, Unitas was named the NFL's Most Valuable Player three times and played in 10 Pro Bowls, the most ever by a Colt. He was 5 times named All-Pro.

With Unitas calling signals, the Colts won World Championships in 1958 and 1959 and the Super Bowl title in 1970.

Unitas opened his quarterbacking career with the Colts throwing an interception for a TD to J.C. Caroline of the Bears on October 21, 1956. He ended his career with the Colts by throwing a TD to Eddie Hinton on December 3, 1972. Between those two passes he provided an entire generation of football fans with memories and moments that they will never forget.

- 1956 Called the "Cinderella Kid" sets NFL mark for completion percentage by a rookie 55.6%
- 1957 Throws for 2,550 yds and 24 TDs and is named NFL MVP.
- 1958 Led Colts to 23-17 overtime win against N.Y. Giants for World Championship.
- 1959 Throws record 32 TDs and leads team to second World Championship
- 1960 Streak of 47 consecutive games with a TD pass ends. Sets an NFL record of 3,099 yds passing.
- 1963 Completes 237 passes for NFL record.
- 1964 Named the NFL's MVP, had only 6 of 305 pass attempts intercepted.
- 1966 Tops NFL record for career TDs with 232 and most yards gained passing 29,539.
- 1967 Leads the team to a 11-1-2 record and wins his third MVP award in the NFL.
- 1969 Named the NFL's greatest quarterback in honor of the 50th Anniversary of the league. Named the player of the decade by the Associated Press.
- 1970 Leads the team to its first AFC championship. Suffers a rib injury in the first half of the Colts 16-13 Super Bowl win over the Dallas Cowboys.
- 1973 Career ends with 40,239 yds passing on 5,186 attempts and 2,830 completions with 290 TDs, all NFL records.

Year - Team	Att.	Comp.	Yards	Pct.	TD	Int
1956 - Balt.	198	110	1498	55.6	9	10
1957 - Balt.	301	172	2550	57.1	24	17
1958 - Balt.	263	136	2007	51.7	19	7
1959 - Balt.	367	193	2899	52.6	32	14
1960 - Balt.	378	190	3099	50.3	25	24
1961 - Balt.	420	229	2990	54.5	16	24
1962 - Balt.	389	222	2967	57.1	23	23
1963 - Balt.	410	237	3481	57.8	20	12
1964 - Balt.	305	158	2824	51.8	19	6
1965 - Balt.	282	164	2530	58.2	23	12
1966 - Balt.	348	195	2748	56.0	22	24
1967 - Balt.	436	255	3428	58.5	20	16
1968 - Balt.	32	11	139	34.4	2	4
1969 - Balt.	327	178	2342	54.4	12	20
1970 - Balt.	321	166	2213	51.7	14	18
1971 - Balt.	176	92	942	52.3	3	9
1972 - Balt.	157	88	1111	56.1	4	6
1973 - S.D.	76	34	471	44.7	3	7
TOTALS	5186	2830	40239	54.6	290	253



ALL-PRO COLTS

RETIRED COLTS JERSEYS

19	Johnny Unitas	70	Art Donovan
22	Buddy Young	77	Jim Parker
24	Lenny Moore	82	Raymond Berry
	89	Gino Marchetti	

ALL-PRO COLTS

First-team selections only.

- 1953—Tom Keane, HB
 1954—Art Donovan, DT
 1955—Alan Ameche, FB; Art Donovan, DT; Bert Rechichar, HB
 1956—Art Donovan, DT; Gino Marchetti, DE
 1957—Milt Davis, DHB; Art Donovan, DT; Gino Marchetti, DE; John Unitas, QB
 1958—Raymond Berry, WR; Gene Lipscomb, DT; Gino Marchetti, DE; Lenny Moore, RB; Jim Parker, T; John Unitas, QB
 1959—Raymond Berry, WR; Gene Lipscomb, DT; Gino Marchetti, DE; Lenny Moore, RB; Andy Nelson, DHB; Jim Parker, T; Art Spinney, G; John Unitas, QB
 1960—Raymond Berry, WR; Gene Lipscomb, DT; Gino Marchetti, DE; Lenny Moore, RB; Jim Parker, T
 1961—Gino Marchetti, DE; Lenny Moore, RB; Jim Parker, T
 1962—Gino Marchetti, DE; Jim Parker, G-T
 1963—Gino Marchetti, DE; Jim Parker, G
 1964—Bob Boyd, DHB; Gino Marchetti, DE; Lenny Moore, RB; Jim Parker, G; John Unitas, QB; Bob Vogel, T
 1965—Bob Boyd, DHB; Jimmy Orr, FL; Jim Parker, G; John Unitas, QB; Bob Vogel, T
 1966—Bob Boyd, DHB; John Mackey, TE
 1967—John Mackey, TE; Willie Richardson, FL; John Unitas, QB; Bob Vogel, T
 1968—Bob Boyd, DHB; Mike Curtis, LB; John Mackey, TE; Earl Morrall, QB; Bob Vogel, T; Rick Volk, S
 1969—David Lee, P
 1970—David Lee, P; Jerry Logan, S; Bubba Smith, DE; Rick Volk, S
 1971—Ted Hendricks, LB; Bubba Smith, DE; Rick Volk, S
 1975—George Kunz, T
 1976—John Dutton, DE; Bert Jones, QB
 1983—Rohn Stark, P
 1987—Eric Dickerson, RB
 1988—Eric Dickerson, RB

Colts' running back Eric Dickerson has earned consecutive All-Pro nominations.





PRO BOWL COLTS

Selections are listed by seasons and not by the year in which the Pro Bowl game was played. () Pro Bowl Outstanding Players*

- 1953—Dick Barwegen, Art Donovan, Tom Keane, George Taliaferro
- 1954—Art Donovan, Gino Marchetti, Buddy Young
- 1955—Alan Ameche, Art Donovan, Gino Marchetti, Bert Rechichar, Dick Szymanski
- 1956—Alan Ameche, Art Donovan, Gino Marchetti, Lenny Moore, Bert Rechichar
- 1957—Alan Ameche, Art Donovan, Gino Marchetti, Jim Mutscheller, Bert Rechichar, John Unitas
- 1958—Alan Ameche, Raymond Berry, Don Joyce, Gene Lipscomb, Lenny Moore, Jim Parker, John Unitas
- 1959—Raymond Berry, Gene Lipscomb*, Gino Marchetti, Lenny Moore, Jim Parker, Art Spinney, John Unitas*
- 1960—Gino Marchetti, Lenny Moore, Andy Nelson, Jim Parker, Art Spinney, John Unitas*
- 1961—Raymond Berry, Gino Marchetti, Lenny Moore, Jim Parker, John Unitas
- 1962—Raymond Berry, Gino Marchetti, Jim Parker, Dick Szymanski, John Unitas
- 1963—Raymond Berry, John Mackey, Gino Marchetti*, Jim Parker, John Unitas*
- 1964—Raymond Berry, Bobby Boyd, Gino Marchetti, Lenny Moore, Jim Parker, Dick Szymanski, Bob Vogel, John Unitas
- 1965—Jerry Logan, John Mackey, Jim Parker, Bob Vogel
- 1966—Ordell Braase, Lenny Lyles, John Mackey, John Unitas
- 1967—Ordell Braase, John Mackey, Fred Miller, Willie Richardson, John Unitas, Bob Vogel, Rick Volk
- 1968—Bob Boyd, Mike Curtis, John Mackey, Tom Matte, Earl Morrall, Willie Richardson, Bob Vogel
- 1969—Tom Matte, Fred Miller, Rick Volk
- 1970—Mike Curtis, Jerry Logan, Bubba Smith
- 1971—Norm Bulaich, Bill Curry, Mike Curtis, Ted Hendricks, Jerry Logan, Bubba Smith, Bob Vogel, Rick Volk
- 1972—Bill Curry, Ted Hendricks, Bruce Laird
- 1973—Ted Hendricks
- 1974—Mike Curtis
- 1975—John Dutton, George Kunz, Lydell Mitchell
- 1976—Roger Carr, John Dutton, Bert Jones, George Kunz, Toni Linhart, Lydell Mitchell
- 1977—Mike Barnes, John Dutton, George Kunz, Toni Linhart, Lydell Mitchell
- 1979—Joe Washington
- 1983—Chris Hinton
- 1985—Chris Hinton, Rohn Stark
- 1986—Ray Donaldson, Chris Hinton, Rohn Stark
- 1987—Dean Biasucci, Duane Bickett, Eric Dickerson, Ray Donaldson, Chris Hinton, Ron Solt
- 1988—Eric Dickerson, Ray Donaldson, Chris Hinton



CHAMPIONSHIP GAMES

COLTS CHAMPIONSHIP GAMES

NFL CHAMPIONSHIP

DEC. 28, 1958 YANKEE STADIUM

BALTIMORE 23, NEW YORK 17—Quarterback Johnny Unitas took the Colts 80 yards in 13 plays, the last a one-yard carry by Alan Ameche through the right side of the Giant line at 8 minutes, 15 seconds of sudden death overtime. The regulation game ended 17-17 when Baltimore's Steve Myhra booted a 20-yard field goal seconds from the gun. It has been called "the greatest game ever played" and the 64,185 who watched it at Yankee Stadium agree.

Baltimore 0 14 0 3 6-23
New York 3 0 7 7 0-17
NY—FG Summerall 36

Balt—Ameche 2 plunge (Myhra kick)
Balt—Berry 15 pass from Unitas (Myhra kick)
NY—Triplett 1 plunge (Summerall kick)
NY—Gifford 15 pass from Conerly (Summerall kick)
Balt—FG Myhra 20
Balt—Ameche 1 plunge (No conversion attempted)

Passing

Balt—Unitas (26-40-349), 1 TD, 1 Int, L-60
NY—Conerly (10-14-187), 1 TD, 0 Int, L-67

Rushing

Balt—Ameche (14-65), Dupre (11-30),
Moore (8-23)
NY—Gifford (12-60), Webster (12-24)

Receiving

Balt—Berry (12-178), Moore (6-101), Mutscheller
(3-46)
NY—Rote (2-76), Schnelker (2-63)

NFL CHAMPIONSHIP

DEC. 27, 1959 BALTIMORE MEMORIAL STADIUM

BALTIMORE 31, NEW YORK 16—The Giants led 9-7 after three periods by virtue of three field goals by Pat Summerall, but Baltimore's crack defensive backfield took charge in the final quarter, three times making interceptions that resulted in scores. Colt quarterback Johnny Unitas scored one TD and passed for two before a home crowd of 57,545 in Memorial Stadium.

New York 3 3 3 7-16
Baltimore 7 0 0 24-31

Balt—Moore 59 pass from Unitas (Myhra kick)
NY—FG Summerall 23
NY—FG Summerall 37
NY—FG Summerall 22
Balt—Unitas 4 run (Myhra kick)
Balt—Richardson 12 pass from Unitas (Myhra kick)
Balt—Sample 42 intercepted pass (Myhra kick)
Balt—FG Myhra 25
NY—Schnelker 32 pass from Conerly (Summerall kick)

Passing

Balt—Unitas (18-29-264), 2 TDs, 0 Int, L-59
NY—Conerly (16-35-232), 0 TDs, 2 Int, L-48

Rushing

Balt—Ameche (9-31), Sommer (6-15), Pricer (4-14),
NY—Gifford (9-50), Triplett (5-37), Webster (8-25)

Receiving

Balt—Moore (3-126), Berry (5-68), Mutscheller (5-40)
NY—Schnelker (9-175), Rote (2-41), King (4-17)

NFL CHAMPIONSHIP

DEC. 27, 1964 CLEVELAND STADIUM

CLEVELAND 27, BALTIMORE 0—Both teams drew blanks in the first half but the Browns nailed down the World Championship with a 17-point third quarter. Quarterback Frank Ryan and fullback Jim Brown made the Cleveland attack click, as it rolled up 20 first downs to Baltimore's 11 and outgained the Colts, 339 to 171 yards. Ryan completed 11 of 18 passes for 206 yards and three touchdowns—all to end Gary Collins from distances of 18, 42 and 51 yards, while the brilliant Brown bulled for 114 yards on 27 shots as Cleveland controlled the ball. Attendance was 79,544.

Baltimore 0 0 0 0-0
Cleveland 0 0 17 10-27

Cleve—FG Groza 43
Cleve—Collins 18 pass from Ryan (Groza kick)
Cleve—Collins 42 pass from Ryan (Groza kick)
Cleve—Collins 51 pass from Ryan (Groza kick)
Cleve—FG Groza 3

Passing

Balt—Unitas (12-20-95) 0 TDs, 2 Int, L-23
Cleve—Ryan (11-18-206) 3 TDs, 1 Int, L-51

Rushing

Balt—Moore (9-40), Hill (9-31), Unitas (6-30)
Cleve—Brown (27-114), L-46, Green (10-29)

Receiving

Balt—Berry (3-38), Orr (2-31), Lorick (3-18)
Cleve—Collins (5-130), Brown (3-37), Brewer (2-26)

CHAMPIONSHIP GAMES



NFL WESTERN DIVISION PLAYOFF DEC. 26, 1965 LAMBEAU FIELD

GREEN BAY 13, BALTIMORE 10—A courageous effort by the undermanned Colts was doomed by a pair of Don Chandler field goals—one with 1:58 remaining from 22 yards to tie the score and a second of 25 yards to conclude 13:39 of "sudden-death" action. The Colts had jumped ahead 7-0, after 21 seconds of play when Don Shinnick scooped up Bill Anderson's fumble and trudged 25 yards to the end zone. They protected their edge tenaciously until the finish as Tom Matte went the route at quarterback, rushing for 57 yards and passing for 40. Zeke Bratkowski, subbing for the injured Bart Starr, completed 22 of 39 aerials for 248 yards. The Packers ran 80 plays to the Colts' 59 and led in first downs, 23-9. Attendance was 50,484.

Baltimore 7 3 0 0 0-10
Green Bay 0 0 7 3 3-13
Balt—Shinnick 25 fumble return (Michaels kick)
Balt—FG Michaels 15
GB—Hornung 1 run (Chandler kick)
GB—FG Chandler 22
GB—FG Chandler 25

Passing

Balt—Matte (2-12-40), 0 TDs, 0 Int, L-16
GB—Bratkowski (22-39-248), 0 TDs, 2 Int, L-33

Rushing

Balt—Matte (17-57), Hill (16-57), Moore (12-33)
GB—Taylor (23-60), Hornung (10-33), Pitts (3-14)

Receiving

Balt—Mackey (3-25), Moore (2-15)
GB—Anderson (8-78), Dowler (5-50), Hornung (4-42), Dale (3-63)

NFL PLAYOFF DEC. 22, 1968 BALTIMORE MEMORIAL STADIUM

BALTIMORE 24, MINNESOTA 14—It was a cold, rainy day when the Colts tucked away the Western Conference championship of the National Football League. Just as they had done earlier in the season, the Vikings provided some uncomfortable moments after the Colts managed to obtain a big lead. It wasn't until late in the first half that the Colts were able to nab a 7-0 lead on Earl Morrall's pass to Tom Mitchell after Willie Richardson's diving catch of a 33-yard aerial put the ball at the three. John Mackey's touchdown reception and Mike Curtis' 60-yard return of a fumble made it 21-0 after three quarters. Viking quarterback Joe Kapp refused to give up and fired TD passes to Bill Martin and Bill Brown before time ran out on him. Attendance was 60,238.

Minnesota 0 0 0 14-14
Baltimore 0 7 14 3-24
Balt—Mitchell 3 pass from Morrall (Michaels kick)
Balt—Mackey 49 pass from Morrall (Michaels kick)
Balt—Curtis 60 fumble return (Michaels kick)
Minn—Martin 1 pass from Kapp (Cox kick)
Balt—FG Michaels 33
Minn—Brown 7 pass from Kapp (Cox kick)

Passing

Balt—Morrall (13-22-280), 2 TDs, 1 Int, L-49
Minn—Kapp (26-44-287), 2 TDs, 2 Int

Rushing

Balt—Matte (14-31), Hill (8-10)
Minn—Kapp (10-52), Brown (10-30)

Receiving

Balt—Richardson (6-148), Mackey (3-92), Orr (2-36)
Minn—Brown (8-82), Washington (5-95), Beasley (5-69)

NFL CHAMPIONSHIP DEC. 27, 1968 CLEVELAND STADIUM

BALTIMORE 34, CLEVELAND 0—After a scoreless first period, Baltimore's Tom Matte scored two of his record-tying three touchdowns in a 17-point Colts' second quarter. Meanwhile, the capacity crowd of 80,628 at Cleveland Stadium saw the Browns held scoreless for only the second time in the club's history as the Colts registered their fourth shutout of the season.

Baltimore 0 17 7 10-34
Cleveland 0 0 0 0-0
Balt—FG Michaels 28
Balt—Matte 1 run (Michaels kick)
Balt—Matte 12 run (Michaels kick)
Balt—Matte 2 run (Michaels kick)
Balt—FG Michaels 10
Balt—T. Brown 4 run (Michaels kick)

Passing

Balt—Morrall (11-25-269) 0 TDs, 1 Int, L-38
Clev—Nelson (11-26-132) 0 TDs, 2 Int, L-22, Ryan (2-6-19)

Rushing

Balt—Matte (17-88), L-12, Hill (11-60), T. Brown (5-18)
Clev—Kelly (13-28), Harraway (6-26)

Receiving

Balt—Richardson (3-78), Mackey (2-34), Orr (2-33)
Clev—Morin (3-41), Harraway (4-40), Warfield (2-30)



CHAMPIONSHIP GAMES

SUPER BOWL III

JAN. 12, 1969 MIAMI ORANGE BOWL

NEW YORK JETS 16, BALTIMORE 7—At Miami Orange Bowl Stadium, attendance 75,337. Jets' quarterback Joe Namath "guaranteed" victory on the Thursday before the game, then went out and led the AFL to its first Super Bowl victory over a Baltimore team that had lost one of 16 games all season. Namath, chosen the outstanding player, completed 17 of 28 passes for 206 yards and directed a steady attack that dominated the NFL champions after the Jet defense had intercepted Colt quarterback Earl Morrall three times in the first half. The Jets had 337 total yards, including 121 yards rushing by Matt Snell. John Unitas, who had missed most of the season with a sore elbow, came off the bench and led Baltimore to its only touchdown late in the fourth quarter after New York led 16-0.

New York (AFL) . . . 0 7 6 3—16
Baltimore (NFL) . . . 0 0 0 7—7
NY—Snell 4 run (Turner kick)
NY—FG Turner 32
NY—FG Turner 30
NY—FG Turner 9
Balt—Hill 1 run (Michaels kick)

Passing

Balt—Morrall (6-17-71) 0 TDs, 3 Int, L-30
Unitas (11-24-110) 0 TDs, 1 Int, L-21
NY—Namath (17-28-206) 0 TD, 0 Int, L-39
Parilli (0-1-0)

Rushing

Balt—Matte (11-116), L-58, Hill (9-29), L-12
NY—Snell (30-121), L-12, Boozer (10-29)

Receiving

Balt—Richardson (6-58), Orr (3-42), Mackey (3-35)
NY—Sauer (8-133), Snell (4-40)

AFC PLAYOFF

DEC. 26, 1970 BALTIMORE MEMORIAL STADIUM

BALTIMORE 17, CINCINNATI 0—Attendance 51,127. John Unitas connected with TD passes to Roy Jefferson and Ed Hinton in the first and fourth quarters and led the Colts into the AFC title game by defeating Cincinnati. The Baltimore defense came through on a cold, windy day and limited Cincinnati to 63 yards rushing and 76 yards passing. Norm Bulaich, Colts' rookie rusher, picked up 116 yards on 25 carries. Jim O'Brien, Colts' rookie kicker and leading scorer, connected with a 44-yard FG, missed one from the same distance. A 49-yard FG try by Horst Muhlmann was blocked by Ray May. Mike Curtis, Colts' middle linebacker, made the game's only interception, picking off one of Virgil Carter's fourth-period passes, to set up an eventual final Colt score.

Cincinnati 0 0 0 0—0
Baltimore 7 3 0 7—17
Balt—Jefferson 45 pass from Unitas (O'Brien kick)
Balt—FG O'Brien 44
Balt—Hinton 53 pass from Unitas (O'Brien kick)

Passing

Balt—Unitas (6-17-145), 2 TDs, 0 Int, L-53
Cin—Carter (7-20-64), 0 TDs, 1 Int, L-29
Wyche (1-1-29), 0 TDs, 1 Int

Rushing

Balt—Bulaich (25-116), Nowatzke (10-25)
Cin—Robinson (5-25), Phillips (10-12)

Receiving

Balt—Hinton (3-86), Jefferson (2-51)
Cin—Myers (4-66), Phillips (2-12)

AFC CHAMPIONSHIP

JAN. 3, 1971 BALTIMORE MEMORIAL STADIUM

BALTIMORE 27, OAKLAND 17—At Memorial Stadium, Baltimore, Md., attendance 56,368. Johnny Unitas' passing and play calling, and the running of rookie Norm Bulaich, powered the Colts to the first AFC Championship. Bulaich scored twice and Unitas picked up 245 yards on 11 completions, with his key one coming in the fourth quarter on a 68-yard touchdown reception by Ray Perkins out of a formation of four wide receivers. George Blanda (who at 43 became the oldest player to perform in a title game when he replaced injured Daryle Lamonica in the second period) threw TD passes to Fred Biletnikoff and Warren Wells, but was intercepted three times. Ed Hinton caught five passes for the Colts for 115 yards.

Oakland 0 3 7 7—17
Baltimore 3 7 10 7—27
Balt—FG O'Brien 16
Balt—Bulaich 2 run (O'Brien kick)
Oak—FG Blanda 48
Oak—Biletnikoff 38 pass from Blanda (Blanda kick)
Balt—FG O'Brien 23
Balt—Bulaich 11 run (O'Brien kick)
Oak—Wells 15 pass from Blanda (Blanda kick)
Balt—Perkins 68 pass from Unitas (O'Brien kick)

Passing

Balt—Unitas (11-30-245), 1 TD, 0 Int, L-68
Oak—Lamonica (1-4-6), 0 TD, 0 Int
Blanda (17-32-271), 2 TDs, 3 Int, L-38

Rushing

Balt—Bulaich (22-71), Nowatzke (8-32)
Oak—Dixon (10-51), C. Smith (9-44)

Receiving

Balt—Hinton (5-115), Perkins (2-80), Jefferson (3-36)
Oak—Wells (5-108), Biletnikoff (5-92)

CHAMPIONSHIP GAMES



SUPER BOWL V

JAN. 17, 1971 MIAMI ORANGE BOWL

BALTIMORE 16, DALLAS 13—At Miami Orange Bowl Stadium, attendance 79,204. Colts' rookie Jim O'Brien climaxed one of the zaniest professional football games ever played by lofting a 32-yard field goal through the Orange Bowl uprights with five seconds left in regulation time to give Baltimore a 16-13 Super Bowl win. The brutal defensive struggle resulted in 11 turnovers, which prevented a fluid, artistic performance but contributed to the drama of the contest. Dallas nearly put the game away early in the third period when, leading 13-6, the Cowboys recovered Jim Duncan's fumble on the 2nd half kickoff and zipped to the Colts' two in five plays. Duane Thomas, however, fumbled on the next play. Rick Volk provided Baltimore with the opportunity to tie halfway through the fourth period when he intercepted Craig Morton on the Dallas 33 and returned it to the three. Tom Nowatzke punctured into the end zone and after O'Brien's PAT it was 13-13. Mike Curtis intercepted another Morton pass on the Dallas 41 in the final minute and ran it back to the 28. The Colts stopped the clock with nine seconds left in the game and O'Brien made history. Morton's desperation pass on the final play of the game was intercepted by Jerry Logan.

Baltimore (AFC) . . . 0 6 0 10-16

Dallas (NFC) 3 10 0 0-13

Dall—FG Clark 14

Dall—FG Clark 30

Balt—Mackey 75 pass from Unitas

(O'Brien kick blocked)

Dall—Thomas 7 pass from Morton (Clark kick)

Balt—Nowatzke 2 run (O'Brien kick)

Balt—FG O'Brien 32

Passing

Balt—Unitas (3-8-88), 1 TD, 2 Int, L-75

Morrall (7-15-147), 1 Int, L-65, Havrilak (1-1-25)

Dall—Morton (12-26-127), 1 TD, 3 Int, L-41

Rushing

Balt—Nowatzke (10-33), Bulaich (18-28)

Dall—Garrison (12-65), Thomas (18-37)

Receiving

Balt—Jefferson (3-52), Mackey (2-80)

Dall—Reeves (5-46), Thomas (4-21)

AFC PLAYOFF

DEC. 26, 1971 CLEVELAND STADIUM

BALTIMORE 20, CLEVELAND 3—Attendance 74,082. Don Nottingham, playing for the injured Norm Bulaich, scored two TDs and rushed for 92 yards while Baltimore's strong defense dominated play in a 20-3 Colt victory over the Cleveland Browns that sent Baltimore into the AFC finals. Jim O'Brien added two field goals for the Colts and Don Cockroft, who had two kicks blocked by Bubba Smith, produced the Brown's only points. Rick Volk intercepted two of Bill Nelsen's passes and Charlie Stukes picked off a third. John Unitas went all the way, blending the strong running of Nottingham with passes to his favorite target, tight end Tom Mitchell, who caught 5 for 73 yards.

Baltimore 0 14 3 3-20

Cleveland 0 0 3 0-3

Balt—Nottingham 1 run (O'Brien kick)

Balt—Nottingham 7 run (O'Brien kick)

Cle—FG Cockroft 14

Balt—FG O'Brien 42

Balt—FG O'Brien 15

Passing

Balt—Unitas (13-21-143), 0 TDs, 1 Int, L-26

Cle—Nelsen (9-21-104), 0 TDs, 3 Int, L-39

Phipps (3-6-27), 0 TDs, 0 Int, L-13

Rushing

Balt—Nottingham (23-92), Matte (16-26)

Cle—Kelly (14-49), Scott (8-25)

Receiving

Balt—Mitchell (5-73), Matte (3-22), Hinton (2-30)

Cle—Scott (5-41), Kelly (4-24)

AFC CHAMPIONSHIP

JAN. 2, 1972 MIAMI ORANGE BOWL

MIAMI 21, BALTIMORE 0—At Orange Bowl, attendance 75,629. The Colts, playing without their starting running backs Norm Bulaich and Tom Matte, still managed to compile 302 total yards to Miami's 286 but were damaged by the Dolphins' big plays—Bob Griese to Paul Warfield 75-yard pass for TD in first period and Dick Anderson's 62-yard interception return for a TD in the third quarter. Larry Csonka carried five yards to a fourth quarter touchdown for Miami. John Unitas completed 20 of 36 passes for 224 yards but Colts were shutout for the first time since Dec. 5, 1965 (0-13 by Chicago Bears). Another big play for Miami was stopping Colts fourth and one attempt at Dolphins' nine-yard line when lead was 7-0.

Baltimore 0 0 0 0-0

Miami 7 0 7 7-21

Mia—Warfield 75 pass from Griese (Yepremian kick)

Mia—Anderson 62 interception return (Yepremian kick)

Mia—Csonka 5 run (Yepremian kick)

Passing

Balt—Unitas (20-36-224) 0 TDs, 3 Int, L-27

Mia—Griese (4-8-158) 1 TD, 1 Int, L-75

Rushing

Balt—McCauley (15-50), Nottingham (11-33)

Mia—Kick (18-66), Csonka (15-63)

Receiving

Balt—Hinton (6-98), Nottingham (4-26)

Mia—Warfield (2-125), Twilley (2-33)



CHAMPIONSHIP GAMES

AFC PLAYOFF

DEC. 27, 1975 THREE RIVERS STADIUM

PITTSBURGH 28, BALTIMORE 10—Attendance 49,053. The Colts were able to keep the game close with the defending Super Bowl champions until the final period even without the services of starting QB Bert Jones. Jones sustained a severe bruise to his throwing arm on the Colts first offensive series and was unable to return to action until the fourth quarter. Backup QB Marty Domres generated a second quarter score with a 5-yard TD toss to Glenn Doughty. The Colts trailed 14-10 after three quarters before Pittsburgh QB Terry Bradshaw scored on a 2-yard run midway through the final period. Steelers LB Andy Russell iced the victory in the final two minutes when he returned a Jones fumble 93 yards for a score.

Baltimore 0 7 3 0-10

Pittsburgh 7 0 7 14-28

Pitts—Harris 8 run (Gerela kick)

Balt—Doughty 5 pass from Domres (Linhart kick)

Balt—FG Linhart 21

Pitts—Bleier 7 run (Gerela kick)

Pitts—Bradshaw 2 run (Gerela kick)

Pitts—Russell 93 fumble recovery (Gerela kick)

Passing

Balt—Jones (6-11-91), 0 TD, 0 Int, L-58

Domres (2-11-9), 1 TD, 2 Int, L-5

Pitts—Bradshaw (8-13-103), 0 TD, 2 Int, L-34

Rushing

Balt—Mitchell (26-63), Domres (4-17)

Pitts—Harris (27-153), Bleier (12-28)

Receiving

Balt—Mitchell (4-20), Doughty (2-63)

Pitts—Lewis (3-65), Swann (2-15)

AFC PLAYOFF

DEC. 19, 1976 BALTIMORE MEMORIAL STADIUM

PITTSBURGH 40, BALTIMORE 14—Attendance 60,020. The Colts were playing "catch-up" ball all afternoon as the Steelers struck early and often. On the third play of the game, Pittsburgh stunned the Colts defense with a 76 yard TD bomb from Terry Bradshaw to Frank Lewis. Baltimore countered with a first quarter Bert Jones TD pass to Roger Carr covering 17 yards but it would be the Colts only score until the final period. A 60 yard kickoff return by Theo Bell and a 50 yard Franco Harris burst from scrimmage were key plays in building the Steelers 26-7 halftime lead. The Pittsburgh offense amassed 526 total yards as Bradshaw threw for 264 and Harris picked up 132 on the ground.

Pittsburgh 9 17 0 14-40

Baltimore 7 0 0 7-14

Pitts—Lewis 76 pass from Bradshaw (kick failed)

Pitts—FG Gerela 45

Balt—Carr 17 pass from Jones (Linhart kick)

Pitts—Harrison 1 run (Gerela kick)

Pitts—Swann 29 pass from Bradshaw (Gerela kick)

Pitts—FG Gerela 25

Pitts—Swann 11 pass from Bradshaw (Gerela kick)

Balt—Leaks 1 run (Linhart kick)

Pitts—Harrison 10 run (Mansfield kick)

Passing

Balt—Jones (11-25-144), 1 TD, 2 Int, L-25

Pitts—Bradshaw (14-18-264) 3 TDs, 0 Int, L-76

Kruczek (5-6-44), 0 TD, 0 Int, L-15

Rushing

Balt—Mitchell (16-55), Leaks (4-12)

Pitts—Harris (18-132), Fuqua (11-54), Harrison (10-40)

Receiving

Balt—Mitchell (5-42), Chester (3-42), Carr (2-35)

Pitts—Swann (5-77), Harrison (4-37), Lewis (2-103)

AFC PLAYOFF

DEC. 24, 1977 BALTIMORE MEMORIAL STADIUM

OAKLAND 37, BALTIMORE 31—Attendance 60,763. In one of the longest football games ever played, the Colts and Raiders needed six quarters to decide the winner of their AFC playoff game. An Errol Mann 22 yard FG with only 26 seconds left in regulation time put the game into overtime tied at 31. After a scoreless fifth quarter, Oakland ended the game when Ken Stabler hit TE Dave Casper for a 10 yard score. The lead changed hands nine times throughout the game. The Colts had some outstanding individual efforts in all facets of the game. On offense, Ron Lee came off the bench to rush for 46 yards on 11 carries and two TDs. Defensively, Bruce Laird intercepted two passes and returned one 61 yards for a TD. On special teams, Marshall Johnson raced 87 yards with a kickoff for a score.

Oakland 7 0 14 10 0 6-37

Baltimore 0 10 7 14 0 0-31

Oak—Davis 30 run (Mann kick)

Balt—Laird 61 int ret (Linhart kick)

Balt—FG Linhart 36

Oak—Casper 8 pass from Stabler (Mann kick)

Balt—Johnson 87 KO ret (Linhart kick)

Oak—Casper 10 pass from Stabler (Mann kick)

Balt—Lee 1 run (Linhart kick)

Oak—Banaszak 1 run (Mann kick)

Balt—Lee 13 run (Linhart kick)

Oak—FG Mann 22

Oak—Casper 10 pass from Stabler (no PAT)

Passing

Balt—Jones (12-26-164), 0 TD, 0 Int, L-30

Oak—Stabler (21-40-345), 3 TD, 2 Int, L-42

Rushing

Balt—Mitchell (23-67), Lee (11-46), Leaks (8-35)

Oak—Van Eeghen (19-76), Davis (16-48), Banaszak (11-37)

Receiving

Balt—Mitchell (3-39), Scott (2-45), Lee (2-22)

Oak—Biletznikoff (7-88), Branch (6-113), Casper (4-70)

CHAMPIONSHIP GAMES/ROSTERS



AFC PLAYOFF JAN. 9, 1988 CLEVELAND STADIUM

CLEVELAND 38, INDIANAPOLIS 21—Attendance 79,838. The Colts and Browns traded first half touchdowns before Cleveland seized control with 17 unanswered second-half points on the way to a 38-21 win. Cleveland held a slight edge 404-315 in net yards, and held running back Eric Dickerson to 50 yards on 15 rushes. Quarterback Bernie Kosar was 20 of 31 for 229 yards and three scores, while quarterback Jack Trudeau hit 21 of 33 tosses for 251 yards and two touchdowns.

Indianapolis	7	7	0	7	21	Cle: Kosar (31-20-229) 3 TDs, 1 Int.
Cleveland	7	7	7	17	38	Ind: Trudeau (33-21-251) 2 TDs, 1 Int.

Passing						
Cle—Byner 10 pass from Kosar (Bahr kick)						
Ind—Beach 2 pass from Trudeau (Biasucci kick)						
Cle—Langhorne 39 pass from Kosar (Bahr kick)						
Ind—Dickerson 19 pass from Trudeau (Biasucci kick)						
Cle—Byner 2 run (Bahr kick)						
Cle—Bahr 22 FG						
Cle—Brennan 2 pass from Kosar (Bahr kick)						
Ind—Bentley 1 run (Biasucci kick)						
Cle—Minnifield 48 interception return (Bahr kick)						
Rushing						
Cle: Byner 23-122; Mack 6-38; Manoa 4-10; Kosar 1-5						
Ind: Dickerson 15-50; Bentley 4-9; Trudeau 2-4						

Receiving						
Cle: Newsome 4-65; Byner 4-36; Brennan 3-25; Mack 3-17; Fontenot 2-20; Langhorne 1-39; Slaughter 1-14; McNeil 1-8; Weathers 1-5						
Ind: Dickerson 7-65; Brooks 5-78; Bentley 4-47; Bcuza 2-24; Beach 2-6; Bellini 1-21; Murray 1-25						

COLTS WORLD CHAMPIONSHIP TEAMS

1958

Won 9 - Lost 3

(*—starter)

No.	Name	Pos.	Ht.	Wt.	Age	NFL Exp.	College
*35	Ameche, Alan	FB	6-1	220	25	4	Wisconsin
*82	Berry, Raymond	E	6-2	190	25	4	S.M.U.
81	Braase, Ordell	E	6-4	215	26	2	South Dakota
*17	Brown, Raymond	QB-HB	6-2	195	22	1	Mississippi
25	Call, John	HB	6-1	200	23	2	Colgate
*20	Davis, Milt	HB	6-1	190	29	2	U.C.L.A.
21	DeCarlo, Art	HB	6-2	196	27	4	Georgia
*70	Donovan, Art	T	6-3	270	33	9	Boston College
*45	Dupre, L. G.	HB	5-11	190	26	4	Baylor
*83	Joyce, Don	E	6-3	255	29	8	Tulane
78	Krouse, Ray	T	6-3	275	31	8	Maryland
*76	Lipscomb, Gene	T	6-6	288	27	6	Miller (Detroit) HS
26	Lyles, Leonard	HB	6-2	198	22	1	Louisville
*89	Marchetti, Gino	E	6-4	240	31	7	San Francisco
*24	Moore, Lenny	HB	6-1	190	25	3	Penn State
*84	Mutscheller, Jim	E	6-1	215	28	5	Notre Dame
65	Myhra, Steve	G	6-1	235	24	2	North Dakota
*80	Nelson, Andy	HB	6-1	180	25	2	Memphis State
*50	Nutter, Madison	C	6-4	235	27	5	V.P.I.
*77	Parker, Jim	T	6-3	270	24	2	Ohio State
*36	Pellington, Bill	LB	6-2	230	31	6	Rutgers
79	Plunkett, Sherman	T	6-4	265	25	1	Maryland State
*60	Preas, George	T	6-2	245	25	4	V.P.I.
31	Pricer, Billy	FB	5-10	210	23	2	Oklahoma
44	Rechichar, Bert	HB	6-1	210	28	7	Tennessee
47	Sample, John	HB	6-1	203	21	1	Maryland State
*68	Sandusky, Alex	G	6-3	235	26	5	Clarion
*55	Sanford, Leo	LB	6-1	230	29	8	Louisiana Tech
14	Shaw, George	QB	6-0	190	25	4	Oregon
*66	Shinnick, Don	LB	6-0	230	23	2	U.C.L.A.
41	Simpson, Jackie	HB	5-10	180	24	1	Florida
*63	Spinney, Art	G	6-1	230	31	7	Boston College
*23	Taseff, Carl	HB	5-11	190	30	7	John Carroll
64	Thurston, Fred	G	6-1	245	25	1	Valparaiso
*19	Unitas, John	QB	6-1	190	25	3	Louisville

Coaching Staff: Wilbur C. (Weeb) Ewbank, Head Coach; Charles Winner, Backfield Coach; Herman Ball, Offensive Line Coach; John Bridgers, Defensive Line Coach; Bob Shaw, End Coach.

1959

Won 9 - Lost 3

NFL

No.	Name	Pos.	Ht.	Wt.	Age	NFL Exp.	College
*35	Ameche, Alan	FB	6-1	217	26	5	Wisconsin
*82	Berry, Raymond	E	6-2	190	26	5	S.M.U.
81	Braase, Ordell	E	6-4	242	27	3	South Dakota
17	Brown, Raymond	HB	6-2	195	23	2	Mississippi



CHAMPIONSHIP ROSTERS

*85	Cook, Ed	E	6-4	240	24	2	Maryland
*20	Davis, Milt	HB	6-1	190	30	3	U.C.L.A.
*70	Donovan, Art	T	6-3	270	34	10	Boston College
25	Hawkins, Alex	HB	6-1	190	22	1	South Carolina
*83	Joyce, Don	E	6-3	255	30	9	Tulane
78	Krouse, Ray	T	6-3	275	32	9	Maryland
43	Lewis, Harold	HB	6-1	195	23	1	Houston
*76	Lipscomb, Gene	T	6-6	288	28	7	Miller (Detroit) HS
*89	Marchetti, Gino	E	6-4	240	32	8	San Francisco
64	Matuszak, Marv	LB	6-2	232	28	6	Tulsa
*24	Moore, Lenny	HB	6-1	190	26	4	Penn State
*84	Mutscheller, Jim	E	6-1	215	29	6	Notre Dame
65	Myhra, Steve	G-LB	6-1	235	25	3	North Dakota
*80	Nelson, Andy	HB	6-1	180	26	3	Memphis State
*50	Nutter, Madison	C	6-4	235	28	6	V.P.I.
*77	Parker, Jim	T	6-3	270	25	3	Ohio State
*36	Pellington, Bill	LB	6-2	230	32	7	Rutgers
79	Plunkett, Sherman	T	6-4	265	26	2	Maryland State
*60	Preas, George	T	6-2	245	26	5	V.P.I.
31	Pricer, Billy	FB	5-10	210	24	3	Oklahoma
44	Rechichar, Bert	E-LB	6-1	210	29	8	Tennessee
87	Richardson, Jerry	E	6-3	185	23	1	Wofford
*47	Sample, John	HB	6-1	203	22	2	Maryland State
*68	Sandusky, Alex	G	6-3	235	27	6	Clarion
86	Sherer, Dave	E	6-3	210	22	1	S.M.U.
*66	Shinnick, Don	LB	6-0	230	24	3	U.C.L.A.
41	Simpson, Jackie	HB	5-10	180	25	2	Florida
*26	Sommer, Mike	HB	5-11	190	25	2	George Washington
*63	Spinney, Art	G	6-1	230	32	8	Boston College
*52	Szymanski, Dick	LB-C	6-3	230	27	4	Notre Dame
*23	Taseff, Carl	HB	5-11	190	31	8	John Carroll
*19	Unitas, John	QB	6-1	190	26	4	Louisville

Coaching Staff: Wilbur C. (Weeb) Ewbank, Head Coach; Charles Winner, Backfield Coach; Herman Ball, Offensive Line Coach; John Sandusky, Defensive Line Coach; Don McCafferty, End Coach.

1970

Won 11 - Lost 2 - Tied 1

No.	Name	Pos.	Ht.	Wt.	Age	NFL Exp.	College
14	Mira, George	QB	5-11	190	28	7	Miami
15	Morrail, Earl	QB	6-2	206	36	15	Michigan State
17	Havrilak, Sam	RB	6-2	195	22	2	Bucknell
*19	Unitas, John	QB	6-1	196	37	15	Louisville
*20	Logan, Jerry	S	6-1	190	29	8	W. Texas State
*21	Volk, Rick	S	6-3	195	25	4	Michigan
25	Curtis, Tom	S	6-1	196	22	1	Michigan
27	Perkins, Ray	WR	6-0	183	28	4	Alabama
28	Orr, Jimmy	WR	5-11	185	34	13	Georgia
29	Maliska, Paul	DB	6-1	190	22	1	Florida
30	Gardin, Ron	CB	5-11	180	25	1	Arizona
*32	Curtis, Mike	LB	6-2	232	26	6	Duke
*33	Hinton, Ed	WR	6-0	200	23	2	Oklahoma
*34	Nowatzke, Tom	RB	6-3	230	27	6	Indiana
*35	Duncan, Jim	CB	6-2	200	24	2	Maryland State
*36	Bulaich, Norm	RB	6-1	218	23	1	T.C.U.
40	Maitland, Jack	RB	6-1	210	21	1	Williams
42	Maxwell, Tom	CB	6-2	195	23	2	Texas A&M
45	Hill, Jerry	RB	5-11	217	30	10	Wyoming
*47	Stukes, Charlie	CB	6-3	212	26	4	Maryland State
49	Lee, David	K	6-4	230	26	5	Louisiana Tech
*50	Curry, Bill	C	6-2	235	27	6	Georgia Tech
51	Grant, Bob	LB	6-2	225	23	3	Wake Forest
52	Nichols, Robbie	LB	6-3	220	24	1	Tulsa
54	Goode, Tom	C	6-3	245	31	9	Mississippi State
55	McCullers, Dale	LB	6-1	215	23	2	Florida State
*56	May, Ray	LB	6-1	230	25	4	So. California
60	Wright, George	DT	6-3	260	22	1	Sam Houston
61	Johnson, Cornelius	G	6-2	245	27	3	Virginia Union
*62	Ressler, Glenn	G	6-3	250	27	6	Penn State
67	Larson, Lynn	T	6-4	254	22	1	Kansas State
68	Nelson, Dennis	T	6-5	260	24	1	Illinois State
*71	Sullivan, Dan	G-T	6-3	250	30	9	Boston College
*72	Vogel, Bob	T	6-5	250	28	8	Ohio State
73	Ball, Sam	T	6-4	240	26	5	Kentucky
*74	Smith, Billy Ray	DT	6-4	250	35	12	Arkansas
*75	Williams, John	G	6-3	256	24	3	Minnesota
*76	Miller, Fred	DT	6-3	250	30	8	L.S.U.
*78	Smith, Bubba	DE	6-7	295	25	4	Michigan State
80	O'Brien, Jim	K-WR	6-0	195	22	1	Cincinnati
81	Newsome, Billy	DE	6-4	240	21	1	Grambling
*83	Hendricks, Ted	LB	6-7	215	22	2	Miami
84	Mitchell, Tom	TE	6-2	215	26	4	Bucknell
*85	Hilton, Roy	DE	6-6	240	27	6	Jackson State
*87	Jefferson, Roy	WR	6-2	195	26	6	Utah
*88	Mackey, John	TE	6-2	224	28	8	Syracuse

Coaching Staff: Don McCafferty, Head Coach; John Sandusky, Defensive Line Coach; Dick Bielski, Offensive End Coach; Bob Boyd, Defensive Backfield Coach; Hank Bulough, Linebacker Coach; John Idzik, Offensive Backfield Coach; Lou Rymkus, Offensive Line Coach.



The following compilation of Colts alumni includes every player who has ever appeared in a Colts uniform during a regular season National Football League game since 1953. Errors will be corrected if documented.

Coaches

Arnsperger, Bill—Miami (O.)	1964-69	McCormack, Mike—Kansas	1980-81
Ball, Herman—Davis-Elkins	1956-62	McCulley, Pete—Louisiana Tech	1973-76
Baughan, Maxie—Georgia Tech	1975-79	Meyer, Ron—Purdue	1986-88
Becker, John—Cal State-Northridge	1985-88	Miller, Red—Western Illinois	1971-72
Bielski, Dick—Maryland	1964-72, 77-81	Molesworth, Keith—Monmouth	1953
Boutselis, George—North Carolina	1975-81	Murphy, Russ—Davidson	1954
Boyd, Bob—Oklahoma	1969-72, 81	Mutscheller, Jim—Notre Dame	1963
Bratkowski, Zeke—Georgia	1982-84	Myers, Chip—NW Oklahoma	1985-88
Bridgers, John—Auburn	1957-58	Noll, Chuck—Dayton	1966-67
Bullough, Hank—Michigan State	1970-72	Pellington, Bill—Rutgers	1963
Burnett, Leon—SW Kansas	1987-88	Powers, Clyde—Oklahoma	1980
Callahan, Ray—Kentucky	1973	Richards, Ray—Nebraska	1953
Carson, Bud—N. Carolina	1982	Rowen, Keith—Stanford	1985-88
Catavolos, George—Purdue	1984-88	Rymkus, Lou—Notre Dame	1970
Cumiskey, Frank—Ohio State	1954-56	Sandusky, John—Villanova	1959-72
Cunningham, Gunther—Oregon	1982-84	Schnellenberger, Howard—Kentucky	1973-74
Doll, Don—USC	1974	Sefcik, George—Notre Dame	1973
Douglas, Otis—Wm. & Mary	1953	Shaw, Bob—Ohio State	1957-58
Dovell, Whitey—Maryland	1975-78	Shula, Don—John Carroll	1963-69
Dowhower, Rod—San Diego State	1985-86	Sidwell, Steve—Colorado	1985
Ewbank, Weeb—Miami (O.)	1954-62	Smith, Jerry—Wisconsin	1974-76
Franklin, Bobby—Mississippi	1973	Symank, John—Florida	1979-81
Hawkins, Ralph—Maryland	1978	Szymanski, Dick—Notre Dame	1974
Hill, George—Denison	1985-88	Theder, Roger—W. Michigan	1982-84
Hughes, Tom—Purdue	1955	Thomas, Joe—Ohio Northern	1954, 74
Hunter, Hal—Pittsburgh	1982-84	Valesente, Bob—Ithaca	1982-83
Izick, John—Maryland	1970-72, 80-81	Venturi, Rick—Northwestern	1982-88
Khayat, Ed—Tulane	1977-81	Voris, Dick—San Jose State	1973
Kush, Frank—Michigan State	1982-84	Wasyluk, Nick—Ohio State	1953
Lauterbur, Frank—Mt. Union	1955-56, 74-77	Weber, Chuck—West Chester State	1980-81
Lovatt, Tom—Utah	1985-88	Wethoff, Mike—Wichita State	1982-84
Mann, Richard—Arizona State	1982-84	Wietecha, Ray—Northwestern	1980-81
Marchetti, Gino—USF	1963	Winner, Charlie—Washington	1954-55
Marchbroda, Ted—St. Bonaventure	1975-79	Young, George—Bucknell	1970, 73
Marshall, John—Washington	1986-88	Zupancic, Tom—Indiana Central	1984-88
Matthews, Billie—Southern	1985-86	Zwahlen, Ernie—Oregon St.	1979
McCafferty, Don—Ohio State	1960-72		

Players

Abramowitz, Sid (T) Tulsa	1983, 87	Bielski, Dick (E) Maryland	1962-63
Achica, George (NT) USC	1985	Bighead, Jack (E) Pepperdine	1954
Agase, Alex (G) Illinois	1953	Blackwood, Lyle (S) TSU	1977-80
Ahrens, Dave (LB) Wisconsin	1985-87	Blandin, Ernie (T) Tulane	1953
Allegre, Raul (K) Texas	1983-85	Blue, Forrest (C) Auburn	1975-78
Allen, Gerald (B) Omaha	1966	Boggs, Mark (OT) Ball State	1987
Alley, Don (F) Adams St.	1967	Bouza, Matt (WR) California	1982-88
Alston, O'Brien (LB) Maryland	1988	Boyd, Bob (DB) Oklahoma	1960-68
Alston, Mack (TE) UMES	1977-80	Boyer, Mark (TE) USC	1985-88
Ameche, Alan (B) Wisconsin	1955-60	Braase, Ordell (DE) S. Dakota	1957-68
Amman, Richard (DE) Florida State	1972-73	Bracelin, Greg (LB) California	1982-84
Anderson, Don (DB) Purdue	1985	Brady, Kerry (K) Hawaii	1988
Anderson, Kim (DB) Arizona St.	1980-84	Bragg, Mike (P) Richmond	1980
Anderson, Larry (DB) Louisiana Tech	1982-84	Brandes, John (TE) Cameron	1987-88
Andrews, John (TE) Indiana	1973-74	Brazier, Larry (DB) USC	1979-81
Armstrong, Harvey (NT) SMU	1986-88	Brethauer, Monte (E) Oregon	1953-55
Atkinson, Jess (K) Maryland	1988	Brooks, Bill (WR) Boston U.	1986-88
Austin, Ocie (DB) Utah St.	1968-69	Brotzki, Bob (OT) Syracuse	1986-86
Averno, Sisto (G) Muhlenberg	1953-54	Broughton, Willie (NT) Miami (Fla.)	1985-86
Bailey, Don (C) Miami	1984-85	Brown, Barry (E) Florida	1966-67
Bailey, Elmer (WR) Minnesota	1982	Brown, Ed (QB) USF	1965
Bailey, Jim (DT) Kansas	1970-74	Brown, Gordon (RB) Tulsa	1987
Baker, Ron (OG) Oklahoma State	1978-79	Brown, Ray (DB) Mississippi	1958-60
Baldinger, Brian (OT) Duke	1988	Brown, Timmy (RB) Ball State	1968
Baldischwiler, Karl (T) Oklahoma	1983, 85-86	Bryan, Walter (B) Texas Tech	1955
Baldwin, Bob (B) Clemson	1966-67	Bryant, Steve (WR) Purdue	1987
Ball, Michael (DB) Southern	1988	Bulaich, Norm (RB) TCU	1970-72
Ball, Sam (T) Kentucky	1966-70	Bulluck, Brian (LB) NC State	1987
Ballage, Pat (S) Notre Dame	1986-87	Burke, Randy (WR) Kentucky	1978-81
Ballard, Quinton (NT) Eton	1983	Burkett, Jack (LB) Auburn	1961-66
Banks, Chuck (RB) WV Tech	1987	Burroughs, James (CB) Michigan State	1982-84
Banks, Roy (WR) E. Illinois	1987-88	Butler, Ray (WR) USC	1980-85
Barnes, Ernie (NT) Miss. St.	1983	Call, Jack (B) Colgate	1957-58
Barnes, Mike (DE) Miami (Fla.)	1973-81	Call, Kevin (OT) Colorado State	1984-88
Barwegen, Dick (G) Purdue	1953-54	Campanella, Joe (T) Ohio St.	1953-57
Baylor, Tim (DB) Morgan State	1976-78	Campbell, John (LB) Minnesota	1969
Beach, Pat (TE) Wash. St.	1982-83, 85-88	Capers, Wayne (WR) Kansas	1985-86
Bell, Mark (DE) Colorado State	1983-84	Caron, Roger (OT) Harvard	1985-86
Bellini, Mark (WR) BYU	1987-88	Carr, Roger (WR) Louisiana Tech	1974-81
Benjamin, Bill (LB) San Jose St.	1987	Carthens, Milt (OT) Michigan	1987
Bentley, Albert (RB) Miami (Fla.)	1985-88	Carver, Melvin (RB) UNLV	1987
Berra, Tim (WR) Massachusetts	1974	Chandler, Chris (QB) Washington	1988
Berry, Raymond (E) SMU	1955-67	Chatman, Ricky (LB) LSU	1987
Bertuca, Tony (LB) Cal-State Chico	1974	Cheatham, Ernie (T) Loyola LA	1954
Beutler, Tom (LB) Toledo	1971	Cherry, Stan (LB) Morgan State	1973
Biasucci, Dean (K) W. Carolina	1984, 86-88	Chester, Raymond (TE) Morgan State	1973-77
Bickett, Duane (LB) USC	1985-88		
Bieck, Tom (B) Georgia	1956		



ALUMNI

Cheyanski, Jim (LB) Syracuse	1975-76
Chrovich, Dick (T) Miami (O)	1955-56
Clemens, Bob (B) Pitt	1962
Clinkscale, Dextor (S) S.C. State	1986
Cogdill, Gail (E) Washington St.	1968
Cole, Terry (RB) Indiana	1968-69
Coleman, Leonard (DB) Vanderbilt	1985-87
Collett, Elmer (G) SF State	1973-77
Colterayah, Lloyd (E) Maryland	1954-56
Colvin, Jim (T) Houston	1960-63
Conjar, Larry (B) Notre Dame	1969-70
Cook, Fred (DE) So. Mississippi	1974-80
Cooke, Ed (E) Maryland	1959
Cooks, Johnie (LB) Mississippi State	1982-88
Coutre, Larry (B) Notre Dame	1953
Craddock, Nate (RB) Parsons	1963
Cribbs, Joe (RB) Auburn	1988
Criswell, Jeff (OG) Graceland	1987
Crosby, Cleveland (DE) Arizona	1982
Crouch, Terry (OG) Oklahoma	1982
Cuozzo, Gary (QB) Virginia	1963-66
Curry, Bill (C) Georgia Tech.	1967-72
Curry, Craig (DB) Texas	1987
Curtis, Mike (LB) Duke	1965-75
Curtis, Tom (DB) Michigan	1970-71
Daniel, Eugene (CB) LSU	1984-88
Daniel, Kenny (S) San Jose St.	1986-87
Darby, Byron (NT) USC	1987-88
Davis, Lee (DB) Mississippi	1987
Davidson, Cotton (QB) Baylor	1954, 57
Davis, Milt (DB) UCLA	1957-60
Davis, Norman (G) Grambling	1967
Davis, Preston (CB) Baylor	1984-86
Davis, Ted (LB) Georgia Tech	1964-66
DeCarlo, Art (E) Georgia	1957-60
Dee, Donnie (TE) Tulsa	1988
Delaney, Jeff (S) Pittsburgh	1982
DeRoo, Brian (WR) Redlands Univ.	1979-81
DeiBello, Jack (B) Miami (Fla.)	1953
Dickel, Dan (LB) Iowa	1974-77
Dickerson, Eric (RB) SMU	1987-88
Dickey, Curtis (RB) Texas A&M	1980-85
Diehl, John (T) Virginia	1961-64
Dilts, Bucky (P) Georgia	1979
Dixon, Randy (OT) Pittsburgh	1987-88
Dixon, Zachary (RB) Temple	1980-82
Domes, Marty (QB) Columbia	1972-75
Donaldson, Ray (C) Georgia	1980-88
Donovan, Art (DT)	
Boston Coll.	1953-61
Doughty, Glenn (WR) Michigan	1972-79
Drougas, Tom (T) Oregon	1972-73
Duncan, James (DB) Md. St.	1969-71
Dunlap, Len (DB) N. Tex. St.	1971
Dunn, Perry Lee (RB) Mississippi	1969
Dupre, L. G. (RB) Baylor	1955-59
Durham, Steve (DE) Clemson	1982
Dutton, John (DE) Nebraska	1974-78
Ecklund, Brad (C) Oregon	1953
Edmunds, Randy (LB) Georgia Tech.	1972
Edwards, Dan (E) Georgia	1953-54
Eggers, Doug (LB) S. Dakota St.	1954-57
Ehrmann, Joe (DT) Syracuse	1973-80
Elko, Bill (NT) LSU	1987
Embree, Mel (E) Pepperdine	1953
Enke, Fred (QB) Arizona	1953-54
Feagin, Wiley (G) Houston	1961-62
Feamster, Tom (T) Florida St.	1956
Fessel, Grant (C)	
Abilene Christian	1983-84
Federspiel, Joe (LB) Kentucky	1981
Felts, Bob (B) Florida A&M	1965
Fernandes, Ron (DE)	
Eastern Michigan	1976-79
Fields, Greg (DE) Grambling	1979-80
Fields, Jitter (DB) Texas	1987
Finnin, Tom (DT) Detroit	1953-56
Flowers, Bernie (E) Purdue	1956
Flowers, Dick (B) Northwestern	1953
Foley, Tim (DT) Notre Dame	1981
Foote, Chris (C) USC	1980-81
Franklin, Cleveland (RB) Baylor	1981-82
Franklin, Willie (WR) Oklahoma	1972
Fultz, Mike (DT) Nebraska	1981
Gagliano, Bob (QB) Utah State	1988
Gambol, Chris (OT) Iowa	1988
Ganas, Rusty (DT) S. Carolina	1971
Gardin, Ron (DB) Arizona	1970-71
Gardner, Ellis (OL) Georgia Tech.	1984
Garrett, Mike (P) Georgia	1981
Garry, Ben (RB) So. Mississippi	1979-80
Gaubatz, Dennis (LB) LSU	1965-69
George, Ed (T) Wake Forest	1975
Gilburg, Tom (T) Syracuse	1961-65
Gill, Owen (RB) Iowa	1985-86
Ginn, Hubert (RB) Florida A&M	1973
Goode, Chris (DB) Alabama	1979-87
Glick, Gary (B) Colo. A&M	1961
Golsteyn, Jerry (QB) Northern Illinois	1979
Goode, Tom (C) Mississippi St.	1970
Grant, Bob (LB) Wake Forest	1968-70
Graves, Marsharne (OT) Arizona	1987
Gregory, Ken (E) Whittier	1961
Green, Anthony (DT) N. Carolina State	1981
Griffin, Wade (T) Mississippi	1977-81
Griggs, Perry (KR) Troy State	1977
Grimm, Dan (G) Colorado	1969
Grimley, Ed (LB) Akron	1987
Gross, Lee (C) Auburn	1979
Haines, John (DL) Texas	1986
Hall, Randy (CB) Idaho	1974, 76
Hamm, Bob (DE) Nev.-Reno	1987
Hancock, Kevin (LB) Baylor	1987
Hand, Jon (DE) Alabama	1986-88
Harbour, James (WR) Mississippi	1986
Hardeman, Don (RB) Texas A&I	1978-79
Harness, Jim (B) Mississippi St.	1986
Harold, George (B) Allen	1966-67
Harris, Joe (LB) Georgia Tech	1982
Harris, Wendell (DB) LSU	1962-65
Harrison, Bob (B) Ohio U.	1961
Harrison, Dwight (DB) Texas A&I	1978-79
Hart, Jeff (T) Oregon State	1979-83
Hatchett, Derrick (CB) Texas	1980-83
Hathaway, Steve (LB)	
West Virginia	1984
Havriak, Sam (B) Bucknell	1969-73
Hawkins, Alex (B)	
South Carolina	1955-65, 67-68
Hawthorne, Greg (TE) Baylor	1987
Haymond, Alvin (DB) Southern U.	1964-67
Heffern, Shawn (OL) Notre Dame	1987
Heimkreiter, Steve (LB) Notre Dame	1980
Hemphill, Darryl (FS) W. Texas State	1982
Hendricks, Ted (LB) Miami (Fla.)	1969-73
Henry, Bernard (WR) Arizona State	1982-85
Henry, Steve (DB) Emporia State	1981
Heppburn, Lonnie (CB)	
Texas So.	1971-72
Hermann, John (B) UCLA	1956
Hermann, Mark (QB) Purdue	1983-84
Herrod, Jeff (LB) Mississippi	1988
Herosian, Brian (S) Connecticut	1973
Hickman, Dallas (LB) California	1981
Hicks, Dwight (S) Michigan	1986
Hill, Jerry (RB) Wyoming	1961, 63-70
Hilton, Roy (DE) Jackson St.	1965-73
Hinton, Chris (G/T) Northwestern	1983-88
Hinton, Chuck (DT) N. Carolina Col.	1972
Hinton, Ed (WR) Oklahoma	1969-72
Hoaglin, Fred (C) Pitt	1973
Hogeboom, Gary (QB) Central Michigan	1986-88
Holt, John (CB) W. Texas State	1986-88
Horn, Dick (B) Stanford	1958
Hudson, Nat (OG) Georgia	1982
Huff, Ken (G) N. Carolina	1975-82
Hugasin, Henry (B) Stanford	1955
Humiston, Mike (LB) Weber State	1983-84
Humm, David (QB) Nebraska	1981-82
Hunley, LaMonte (LB) Arizona	1985-86
Hunt, George (K) Tennessee	1973
Hunter, James (NT) USC	1982
Huzvar, John (RB) Pitt	1953-54
Hyde, Glenn (OT) Pittsburgh	1982
Jackson, Ken (G) Texas	1953-57
Jackson, Marcus (DL) Purdue	1987
Jackson, Victor (DB)	1986
James, June (LB) Texas	1987
James, Tommy (B) Ohio St.	1956
Jefferson, Roy (WR) Utah	1970
Jenkins, Fletcher (DE)	
Washington	1982
Johnson, Cornelius (G)	
Va. Union	1968-72
Johnson, Ezra (DE) Morris Brown	1988
Johnson, Gary Don (DT) Baylor	1980
Johnson, Greg (DT) Florida State	1977
Johnson, Kelley (WR) Colorado	1987
Johnson, Marshall (WR) Houston	1975-80
Jones, Bert (QB) LSU	1973-81

ALUMNI



Jones, Bryant (DB) Toledo	1987
Jones, Joe (TE) Va. Tech.	1987
Jones, Ricky (LB) Tuskegee	1980-83
Jordan, Steve (K) USC	1987
Joyce, Don (DE) Tulane	1954-60
Justin, Sid (CB) Long Beach St.	1982
Kaczmarek, Mike (LB) Southern Ill.	1973
Kafentzis, Mark (S) Hawaii	1983-84
Kalmanir, Tom (B) Nevada	1953
Keane, Tom (DB) W. Virginia	1953-54
Kearse, Tim (WR) San Jose St.	1987
Kellar, Scott (NT) N. Illinois	1986-87
Kennedy, Jimmie (TE) Colorado State	1975-77
Kekorian, Garry (QB) Stanford	1954-56, 58
Kern, Rex (DB) Ohio State	1971-73
Kiel, Blair (QB) Notre Dame	1986-87
Kirchiro, Bill (G) Maryland	1962
Kirchner, Mark (OT) Baylor	1984, 86
Kirkland, Mike (QB) Arkansas	1976-78
Kirouac, Lou (T) Boston Coll.	1964
Klecko, Joe (NT) Temple	1988
Knight, Steve (OL) Tennessee	1987-88
Kofler, Matt (QB) San Diego State	1985
Koman, Bill (G) North Carolina	1956
Kostelnik, Ron (T) Cincinnati	1969
Kovach, Ed (B) Cincinnati	1960
Krahl, Jim (DT) Texas Tech.	1979-80
Krauss, Barry (LB) Alabama	1979-88
Krouse, Ray (DE) Maryland	1958
Kunz, George (T) Notre Dame	1975-77, 80
La Fleur, Greg (TE) LSU	1986
Laird, Bruce (DB) American International	1972-81
Landry, Greg (QB) Massachusetts	1979-81
Langas, Bob (E) Wayne	1954
Lange, Bill (G) Dayton	1953
LaPointe, Ron (TE) Penn St.	1980
Larson, Lynn (T) Kansas St.	1971-72
Laskey, Bill (LB) Michigan	1971-72
Leaks, Roosevelt (RB) Texas	1975-79
Leberman, Bob (B) Syracuse	1954
Lee, David (P) Louisiana Tech	1966-78
Lee, Keith (DB) Colorado State	1985
Lee, Monte (C) Texas	1965
Lee, Ron (RB) West Virginia	1976-78
Leiding, Jeff (LB) Texas	1986-87
Lesane, Jimmy (B) Virginia	1954
Lester, Keith (TE) Murray St.	1987
Lewis, Harold (B) Houston	1959
Lewis, Joe (T) Compton	1961
Linhart, Toni (K) Austria Tech.	1974-79
Linne, Aubrey (E) TCU	1961
Lipscomb, Gene (DT) Miller H.S.	1956-60
Little, Jack (T) Texas A&M	1953-54
Lockett, J.W. (B) Okla. Central	1963
Logan, Jerry (DB) W. Texas State	1963-72
Looney, Joe Don (RB) Oklahoma	1964
Lorick, Tony (RB) Arizona St.	1964-67
Lowry, Orlando (LB) Ohio State	1985-88
Luce, Derrel (LB) Baylor	1975-78
Lush, Mike (DB) E. Stroudsburg St.	1986
Luther, Ed (QB) San Jose St.	1986
Lyles, Lenny (DB) Louisville	1958, 61-69
Mackey, Dee (E) E. Texas St.	1961-62
Mackey, John (TE) Syracuse	1963-72
MacLeod, Tom (LB) Minnesota	1974-78
Maitland, Jack (RB) Williams	1970
Maples, Butch (C) Baylor	1963
Marchetti, Gino (DE) USF	1953-64, 66
Marshall, Greg (DT) Oregon St.	1978
Martin, Jim (K) Notre Dame	1963
Martin, Robbie (WR) Cal Poly-SLO	1985-86
Matte, Tom (RB) Ohio St.	1961-72
Mattiace, Frank (DL) Holy Cross	1987
Matusak, Marv (B) Tulsa	1959-61
Mauck, Carl (LB) So. Illinois	1969
Maxwell, Tom (B) Texas A&M	1969-70
Maxwell, Vernon (LB) Arizona State	1983-84
May, Ray (LB) USC	1970-72
Mayo, Ron (TE) Morgan State	1974
McCall, Reese (TE) Auburn	1978-82
McCauley, Don (RB) N. Carolina	1971-81
McCloskey, Mike (HB) Penn State	1987
McGregor, Keli (TE) Colorado State	1985
McHan, Lamar (QB) Arkansas	1961-63
McLemore, Chris (RB) Arizona	1987
McMillan, Chuck (B) John Carroll	1954
McMillan, Randy (RB) Pittsburgh	1981-86
McPhail, Buck (RB) Oklahoma	1953
McQuaid, Dan (OL) Nevada-L.V.	1988
Memmelaar, Dale (G) Wyoming	1966-67
Mendenhall, Ken (C) Oklahoma	1971-80
Merritts, Jim (DL) West Virginia	1987
Metcalf, Bo (FB) Baylor	1984
Michaels, Lou (DE, K) Kentucky	1964-69
Middleton, Frank (RB) Florida A & M	1984
Mike-Mayer, Steve (K) Maryland	1979-80
Mildren, Jack (S) Oklahoma	1972-73
Miller, Dan (K) Miami (Fla.)	1982
Miller, Chuckie (DB) UCLA	1988
Miller, Fred (DT) LSU	1963-72
Mills, Jim (T) Hawaii	1983-84
Mioduszewski, Ed (B) Wm. & Mary	1953
Mitchell, Lydell (RB) Penn State	1972-77
Mitchell, Tom (TE) Bucknell	1968-73
Mooney, Ed (LB) Texas Tech	1972-73
Moore, Alvin (RB) Arizona State	1983-84
Moore, Henry (B) Arkansas	1957
Moore, Jimmy (G) Ohio State	1981
Moore, Lenny (RB) Penn State	1956-67
Morrall, Earl (QB) Michigan St.	1968-71
Morrison, Don (OT) Texas-Arl	1978
Mosier, John (TE) Kansas	1972
Moss, Roland (RB, TE) Toledo	1969
Mumphord, Lloyd (CB) Texas So.	1975-76
Munsey, Nelson (CB) Wyoming	1972-77
Murray, Walter (WR) Hawaii	1986-87
Murtha, Greg (OT) Minnesota	1982
Mutscheller, Jim (E) Notre Dame	1954-61
Myers, Bob (T) Ohio St.	1955
Myhra, Steve (LB, K) N. Dakota	1957-61
Neal, Dan (C) Kentucky	1973-74
Nelson, Andy (DB) Memphis St.	1957-63
Nelson, Dennis (T) Illinois State	1970-74
Nettles, Doug (CB) Vanderbilt	1974-79
Newsome, Billy (DE) Grambling	1970-72
Nichols, Ricky (WR) East Carolina	1985
Nichols, Robbie (LB) Tulsa	1970-71
Noble, James (WR) S.F. Austin	1987
Nottingham, Don (RB) Kent State	1971-73
Novak, Ken (DT) Purdue	1976-77
Nowatzke, Tom (RB) Indiana	1970-72
Nugent, Terry (QB) Colo. State	1987
Nutter, Buzz (C) VPI	1954-60, 65
Nyers, Dick (B) Indiana Central	1956-57
Oatis, Victor (WR) N.W. Louisiana	1983
O'Brien, Jim (K, WR) Cincinnati	1970-72
O'Dell, Stu (LB) Indiana	1978
Odum, Cliff (LB) Texas	1982-88
O'Neal, Calvin (LB) Michigan	1978
Oldham, Ray (S) Middle Tennessee State	1973-77
Olds, Bill (RB) Nebraska	1973-75
Oliver, Hubert (FB) Arizona	1986
Ontko, Bob (LB) Penn State	1987
Orduna, Joe (RB) Nebraska	1974
Orr, Jimmy (E) Georgia	1961-70
Orvis, Herb (DT) Colorado	1979-81
O'Steen, Dwayne (DB) San Jose St.	1982
Owens, Luke (T) Kent St.	1957
Owens, R. C. (E) Coll. of Idaho	1962
Ozdowski, Mike (DE) Virginia	1978-81
Padjen, Gary (LB) Arizona State	1982-84, 87
Pagel, Mike (QB) Arizona State	1982-85
Parker, Jim (T, G) Ohio St.	1957-67
Parker, Steve (DE) Eastern Illinois	1983-84
Patera, Jack (LB) Oregon	1955-57
Patten, Joel (OT) Duke	1987-88
Pear, Dave (DT) Washington	1975
Pearson, Preston (RB) Illinois	1967-68
Pellington, Bill (LB) Rutgers	1953-64
Pepper, Gene (G) Mississippi	1954
Perkins, Ray (WR) Alabama	1967-71
Perry, Joe (RB) Compton	1961-62
Perryman, Jim (DB) Millikin	1987
Petersen, Ted (OT) Eastern Illinois	1984
Peterson, Gerald (T) Texas	1956
Petties, Neal (E) San Diego St.	1964-66
Pinkney, Reggie (DB) East Carolina	1979-81
Pittman, Charlie (RB) Penn St.	1971
Plantz, Ron (OL) Notre Dame	1987
Plunkett, Sherm (T) Md. St.	1958-60
Poole, Barney (E) Army, Mississippi	1953
Porter, Ricky (RB) Slippery Rock, Pa.	1983
Porter, Ron (LB) Idaho	1967-69
Porter, Tracy (WR) LSU	1983-84
Pratt, Robert (G) N. Carolina	1974-81
Preas, George (T) VPI	1955-65



ALUMNI

Pricer, Billy (RB) Oklahoma	1957-60	Stonebreaker, Steve (LB)	
Prior, Mike (DB) Illinois State	1987-88	Detroit	1964-66
Pruitt, James (WR) Cal. St.-Fullerton	1988	Strofolino, Mike (LB) Villanova	1965
Pyle, Palmer (G) Michigan St.	1960-63	Stukes, Charles (DB) Md. St.	1967-72
Raba, Bob (TE) Maryland	1980	Stynchula, Andy (T) Penn St.	1966-67
Radachowsky, George (DB) Boston College	1984-85	Sullivan, Dan (G, T)	
Radosevich, George (C) Pitt	1954-56	Boston College	1962-72
Raiff, Jim (G) Dayton	1954	Swoope, Craig (DB) Illinois	1987-88
Randle, Tate (CB) Texas Tech	1983-86	Szymanski, Dick (C, LB)	
Ransdell, Bill (QB) Kentucky	1988	Notre Dame	1955, 57-68
Raymond, Gerry (OG) Boston College	1982	Tabor, Tom (DT) Baylor	1982
Rechichar, Bert (DB, K) Tenn.	1953-59	Taliaferro, George (B) Indiana	1953-54
Redd, Glen (LB) BYU	1986	Taseff, Carl (B) John Carroll	1953-61
Reece, Geoff (C) Washington St.	1978	Taylor, David (T) Catawba	1973-79
Reed, Mark (QB)		Taylor, Hosea (DE) Houston	1981, 83
Moorhead St., Minn.	1983	Taylor, Jim Bob (QB) Georgie Tech	1983
Reese, Guy (T) SMU	1964-65	Taylor, Keith (DB) Illinois	1988
Remo, Roger (LB) Syracuse	1987	Thomas, Jesse (B) Michigan St.	1955-57
Renfro, Dean (B) N. Texas St.	1955	Thomas, Spencer (DB) Washburn	1976
Ressler, Glenn (G) Penn St.	1965-74	Thompson, Arland (OG) Baylor	1982
Rhodes, Danny (LB) Arkansas	1974	Thompson, Aundra (WR)	
Richardson, Jerry (E) Wofford	1959-60	East Texas State	1983
Richardson, Willie (WR)		Thompson, Don (DE) Richmond	1962-63
Jackson St.	1963-69, 71	Thompson, Donnell (DE) N. Carolina	1981-88
Riley, Butch (LB) Texas A&I	1969	Thompson, Norm (DB) Utah	1977-79
Robinson, Chas. (G) Morgan State	1954	Thompson, Ricky (WR) Baylor	1976-77
Robinson, Freddie (DB) Alabama	1987-88	Thorpe, Don (NT) Illinois	1987-88
Robinson, Glenn (DE) Oklahoma St.	1975	Thurston, Fred (G) Valparaiso	1958
Rowe, David (DT) Penn St.	1978	Toth, Zolite (RB) LSU	1953-54
Rudnick, Tim (DB) Notre Dame	1974	Tongue, Marco (CB) Bowie St.	1983
Saar, Brad (LB) Ball State	1987	Troup, Bill (QB) S. Carolina	1974, 76-78
Saiter, Bryant (DB) Pittsburgh	1976	Trudeau, Jack (QB) Illinois	1986-88
Salisbury, Sean (QB) USC	1987	Tullis, Willie (CB) Troy State	1987-88
Sally, Jerome (NT) Missouri	1987	Turner, Bake (E) Texas Tech	1962
Sample, John (DB) Maryland St.	1958-60	Turner, Ricky (QB) Wash. State	1988
Sandusky, Alex (G) Clarion	1954-66	Unitas, John (QB) Louisville	1956-72
Sanford, Leo (C) Louisiana Tech	1958	Utt, Ben (OG) Georgia Tech	1982-88
Satterwhite, Howard (WR-KR)		Van Diver, Randy (T) Washington	1981
Sam Houston State	1977	Van Dwyne, Bob (G) Idaho	1974-80
Saul, Bill (LB) Penn St.	1962-63	Varty, Mike (LB) Northwestern	1975
Schlichter, Art (QB) Ohio State	1982, 84-85	Venuto, Jay (QB) Wake Forest	1981
Schmiesing, Joe (DT-DE)		Verdin, Clarence (WR) SW Louisiana	1988
New Mexico State	1973	Vessels, Billy (RB) Oklahoma	1956
Scott, Chris (DE) Purdue	1984-85	Virkus, Scott (DE) San Francisco CC.	1984-85
Scott, Freddie (WR) Amherst	1974-77	Vogel, Bob (T) Ohio St.	1963-72
Sharkey, Ed (G) Duke, Nevada	1953	Voik, Rick (DB) Michigan	1967-75
Shaw, George (QB) Oregon	1955-58	Waechter, Henry (DE) Nebraska	1983-84
Shere, Dave (E) SMU	1959	Walczak, Mark (TE) Arizona	1987
Sherwin, Tim (TE) Boston College	1981-87	Wallace, Jackie (S) Arizona	1975-76
Shields, Burrell (B) John Carroll	1955	Ward, Jim (QB) Gettysburg	1967-69
Shields, Lebron (G) Tennessee	1960	Washington, Joe (RB) Oklahoma	1978-80
Shinners, John (G) Xavier	1972	Weich, Jim (B) SMU	1960-67
Shinnick, Don (LB) UCLA	1957-68	White, Brad (DT) Tennessee	1984-85
Shiver, Sanders (LB)		White, Bob (B) Stanford	1955
Carson-Newman	1976-83	White, Stan (LB) Ohio State	1972-79
Shlapak, Boris (K) Michigan State	1972	Wikerson, Daryl (DE) Houston	1981
Shula, Don (DB) John Carroll	1953-56	Williams, John (RB) Wisconsin	1987
Shula, David (WR) Dartmouth	1981	Williams, John (G) Minnesota	1969-71
Siani, Mike (WR) Villanova	1978-80	Williams, Kendall (CB) Arizona State	1983
Simmons, Dave (LB) North Carolina	1982	Williams, Kevin (WR) USC	1981
Simmons, John (CB) SMU	1987	Williams, Newton (RB) Arizona State	1983
Simonini, Ed (LB) Texas A&M	1976-81	Williams, Oliver (WR) Illinois	1985-86
Simonson, Dave (T) Minnesota	1974	Williams, Steve (DT) Western Car.	1974
Simpson, Jack (B) Florida	1958-60	Williams, Vaughn (DB) Stanford	1984
Sims, Marvin (RB) Clemson	1980-81	Wilson, Butch (E) Alabama	1963-67
Sims, Tommy (S) Tennessee	1986	Windauer, Bill (DT) Iowa	1973-74
Sinnot, John (OT) Brown	1982	Wingate, Elmer (E) Maryland	1953
Smith, Billy Ray (T) Arkansas	1961-70	Winkler, Jim (T) Texas A&M	1953
Smith, Bubba (DE) Michigan St.	1967-71	Winter, Blaise (DE) Syracuse	1984
Smith, Byron (DE) California	1984-85	Wisniewski, Leo (NT) Penn State	1982-84
Smith, Ed (LB) Vanderbilt	1980-81	Womble, Royce (RB)	
Smith, Holden (WR) California	1982	N. Texas State	1954-57
Smith, Ollie (WR) Tennessee State	1973-74	Wonsley, George (RB) Mississippi State	1984-88
Smith, Phil (WR) San Diego State	1983-84	Wood, Mike (K) S.E. Missouri	1981-82
Smith, Zeke (LB) Auburn	1960	Woods, Mike (LB) Cincinnati	1979-81
Smolinski, Mark (B) Wyoming	1961-62	Wright, George (DT) Houston	1970-71
Solt, Ron (OG) Maryland	1984-88	Wright, Johnnie (RB) S.C.-Columbus	1982
Sommer, Mike (RB)		Wright, Steve (T) Northern Iowa	1983-84
George Washington	1959-61	Wright, Terry (DB) Temple	1987-88
Speyrer, Cotton (WR) Texas	1972-74	Yohn, Dave (C) Gettysburg	1962
Spinney, Art (G)		Young, Anthony (DB) Temple	1985
Boston Coll.	1953-60	Young, Buddy (B) Illinois	1953-55
Stanback, Harry (DE) N. Carolina	1982	Young, Dave (TE) Purdue	1983-84
Stark, Rohn (P) Florida State	1982-88	Young, Dick (B) Chattanooga	1955-56
Stevens, Howard (RB) Louisville	1975-77	Young, Fredd (LB) New Mexico State	1988
Stone, Avatus (B) Syracuse	1958	Zabel, Steve (LB) Oklahoma	1979



The following players and coaches were members of the Baltimore Colts teams that played in the All American Football Conference and then in the NFL during the 1947-1950 seasons.

Coaches

Campofreda, Nick - W. Md.	1947	Isbell, Cecil - Purdue	1947-49
Conkright, Bill - Oklahoma	1949	Michalske, Mike - Penn State	1949
Crow, Clem - Notre Dame	1950	Miner, Wayne - Notre Dame	1950
Defilippo, Lou -Fordham	1948	O'Rourke, Chas. - Boston College	1949
Driskill, Walter - Colorado	1949	Pirro, Rocco - Catholic U.	1950
Edmonds, Don - Indiana	1947	Stidham, Tom - Haskell	1947-48
Hewlett, Andy - Davidson	1947	Taylor, John - Ohio State	1947
Hunt, Joel - Texas A&M	1947		

Players

Akins, Frank (B) Washington St.	1947	Leonard, Bill (E) Notre Dame	1949
Artoo, Lee (T) Santa Clara, Calif.	1948	Lio, Augie (G) Georgetown	1947
Averno, Sisto (G) Muhlenberg	1950	Livingston, Bob (B) Notre Dame	1950
Barwegen, Dick (G) Purdue	1948-49	Madar, Elmer (E) Michigan	1947
Baumgartner, Bill (E) Minnesota	1947	Maggioli, Achille (B) Notre Dame	1950
Bechtol, Hub (E) Texas	1947-49	Marino, Vic (G) Ohio State	1947
Benson, Warren (C) Minnesota	1949	Maves, Earl (B) Wisconsin	1948
Berezney, Pete (T) Notre Dame	1948	Mayne, Lew (B) Texas	1948
Black, John (B) Mississippi State	1947	Mazzanti, Gino (B) Arkansas	1950
Blanda, George (QB) Kentucky	1950	McCormick, Len (C) Baylor	1948
Blandin, Ernie (T) Tulane	1948-50	Mellus, John (T) Villanova	1947-49
Blount, Lamar (E) Mississippi State	1947	Mertes, Bus (B) Iowa	1947-48
Brown, Hardy (LB) Tulsa	1950	Meyer, Gil (E) Wake Forest	1947
Buksar, George (B) Purdue, USF	1950	Mobley, Ruby (B) Hardin-Simmons	1947
Burk, Adrian (QB) Baylor	1950	Murray, Earl (G) Purdue	1950
Campbell, Leon (B) Arkansas	1950	Mutryn, Chet (B) Xavier	1950
Case, Ernie (B) UCLA	1947	Nelson, Bob (C) Baylor	1950
Castiglia, Jim (B) Georgetown	1947	Nemeth, Steve (B) Notre Dame	1947
Coleman, Herb (C) Notre Dame	1948	Nolander, Don (C) Minnesota	1947
Collins, Albin (B) LSU	1950	North, John (E) Vanderbilt	1948-50
Colo, Don (T) Brown	1950	Nowaskey, Bob (DE) Washington	1948-50
Cooper, Ken (C) Vanderbilt	1949-50	Oristaglio, Bob (E) Penn	1950
Corley, Elbert (C) Mississippi State	1948	O'Rourke, Chas. (B) Boston College	1948-49
Cowan, Bob (C) Indiana	1949	Owens, Jim (E) Oklahoma	1950
Crisler, Hal (E) San Jose State	1950	Page, Paul (B) SMU	1949
Cure, Armand (B) Rhode Island	1947	Perrina, Bob (B) Princeton	1950
Davis, Lamar (E) Ga. Tech	1947-49	Perpich, George (T) Georgetown	1947
Dellerba, Spiro (B) Ohio State	1948-49	Pfohl, Bob (B) Purdue	1948-49
Donovan, Art (DT) Boston College	1950	Phillips, Mike (C) W. Maryland	1947
Dudish, Andy (B) Georgia	1947	Poole, Oliver (E) Mississippi	1948
Faunce, Everett (B) Minnesota	1949	Prewitt, Felto (C) Tulsa	1949
Filchock, Frank (B) Indiana	1950	Rich, Herb (B) Vanderbilt	1950
Fletcher, Oliver (E) USC	1950	Ruthstrom, Ralph (B) SMU	1949
Fowler, Aubrey (B) Arkansas	1948	Salata, Paul (E) USC	1950
French, Barry (G) Purdue	1947-50	Schweder, John (G) Penn	1950
Galvin, John (B) Purdue	1947	Schwenk, Bud (B) Wash. U.	1947
Gambino, Lucien (B) Maryland	1948-49	Sidorik, Alex (T) Miss. St.	1948-49
Garrett, Bill (G) Miss. St.	1948-49	Sigurdson, Sig (E) Lutheran	1947
Getchell, Gorham (E) Temple	1947	Simmons, Jack (G) Detroit	1948
Gillory, Byron (B) Texas	1949	Sinkwich, Frank (B) Georgia	1947
Grain, Ed (G) Penn	1947-48	Smith, Joe (E) Texas Tech	1948
Graves, George (G) Marquette	1948	Spaniel, Frank (B) Notre Dame	1950
Grossman, Rex (B) Indiana	1948-50	Spavital, Jim (B) Okla. A&M	1950
Handley, Dick (C) Fresno State	1947	Spinney, Art (G) Boston College	1950
Hekkers, George (T) Wisconsin	1947	Sruill, Jim (T) Rice	1948-49
Hillenbrand, Bill (B) Indiana	1947-48	Stewart, Ralph (C) Missouri-N.D.	1948
Jagade, Harry (B) Indiana	1949	Stone, Bill (B) Bradley	1949-50
Jenkins, Jon (T) Dartmouth	1949-50	Sylvester, John (B) Temple	1948
Jensen, Bob (E) Iowa State	1950	Terrell, Ray (B) Mississippi	1947
Jones, Ralphn (E) Alabama	1947	Tilman, Alonzo (C) Oklahoma	1949
Kasap, Mike (T) Ill & Purdue	1947	Tittle, Y.A. (QB) LSU	1948-50
Kelley, Bob (B) Notre Dame	1949	Trebotich, Ivan (B) St. Mary's	1947
King, Ed (G) Boston College	1950	Vacanti, Sam (B) Nebraska	1948-49
Kingery, Wayne (B) LSU	1949	Vardian, John (B) Ft. Pierce	1947-48
Kissell, Vito (B) Holy Cross	1950	Wedemeyer, Herman (B) St. Mary's	1949
Klug, Al (T) Marquette	1947-48	Williams, Joel (C) Texas	1950
Kodba, Joe (C) Purdue	1947	Williams, Windell (E) Rice	1948
Konetsky, Floyd (E) Florida	1947	Wright, John (B) Maryland	1947
Landerigan, Jim (T)		Yokas, Frank (G) Great Lakes NTS	1947
Holy Cross-Dartmouth	1947	Zaleski, Ernie (B) Notre Dame	1950
Leicht, Jake (B) Oregon	1948-49	Zorich, George (G) Northwestern	1947



DRAFT HISTORY

THE COLTS DRAFT STORY

COLTS FIRST ROUND DRAFT CHOICES

- | | |
|---|---|
| 1953—Billy Vessels, HB, Oklahoma | 1973—Bert Jones, QB, LSU |
| 1954—Cotton Davidson, QB, Baylor | Joe Ehrmann, DT, Syracuse |
| 1955—George Shaw, QB, Oregon
(bonus) | 1974—John Dutton, DE, Nebraska |
| Alan Ameche, FB, Wisconsin | Roger Carr, WR, Louisiana Tech |
| 1956—Lenny Moore, HB, Penn State | 1975—Ken Huff, G, North Carolina |
| 1957—Jim Parker, T, Ohio State | 1976—Ken Novak, DT, Purdue |
| 1958—Lenny Lyles, HB, Louisville | 1977—Randy Burke, WR, Kentucky |
| 1959—Jackie Burkett, C-LB, Auburn | 1978—Reese McCall, TE, Auburn |
| 1960—Ron Mix, T, Southern Cal | 1979—Barry Krauss, LB, Alabama |
| 1961—Tom Matte, HB, Ohio State | 1980—Curtis Dickey, RB, Texas A&M |
| 1962—Wendell Harris, HB, LSU | Derrick Hatchett, DB, Texas |
| 1963—Bob Vogel, T, Ohio State | 1981—Randy McMillan, RB, Pittsburgh |
| 1964—Mary Woodson, HB, Indiana | Donnell Thompson, DE, North Carolina |
| 1965—Mike Curtis, FB-LB, Duke | 1982—Johnnie Cooks, LB, Mississippi St. |
| 1966—Sam Ball, T, Kentucky | Art Schlichter, QB, Ohio State |
| 1967—Bubba Smith, T, Michigan State | 1983—John Elway, QB, Stanford |
| 1968—John Williams, G, Minnesota | 1984—Leonard Coleman, CB, Vanderbilt |
| 1969—Eddie Hinton, FL, Oklahoma | Ron Solt, OG, Maryland |
| 1970—Norm Bulaich, RB, TCU | 1985—Duane Bickett, LB, Southern Cal |
| 1971—Don McCauley, RB, N. Carolina | 1986—Jon Hand, DE, Alabama |
| Leonard Dunlap, DB, N. Texas St. | 1987—Cornelius Bennett, LB, Alabama |
| 1972—Tom Drougas, T, Oregon | 1988—No Selection |
| | 1989—Andre Rison, WR, Michigan State |

1953

1—Billy Vessels, HB, Oklahoma; 2—Bernie Flowers, E, Purdue; 3—Buck McPhail, FB, Oklahoma; 4—Tom Catlin, C, Oklahoma; 5—Jack Little, T, Texas A&M; 6—Jim Sears, HB, USC; 7—Bill Athey, G, Baylor; 8—Jim Prewett, T, Tulsa; 9—Bob Blair, TE, TCU; 10—John Cole, HB, Arkansas; 11—Gene Rossi, HB, Cincinnati; 12—Kaye Vaughn, G, Tulsa; 13—Bobby Moorhead, HB, Georgia Tech; 14—Frank Continetti, G, George Washington; 15—Buddy Sutton, HB, Arkansas; 16—Jim Currin, E, Dayton; 17—George Rambour, T, Dartmouth; 18—LeRoy Labat, HB, LSU; 19—Bill Powell, HB, California; 20—Pete Russo, T, Indiana; 21—Frank Kirby, T, Bucknell; 22—Merlin Gish, C, Kansas; 23—Mike Houseplan, G, Tulane; 24—Monte Brethauer, E, Oregon; 25—Joe Szombathy, E, Syracuse; 26—Scott Prescott, C, Minnesota; 27—Ray Graves, HB, Texas A&M; 28—Joe Sabol, HB, UCLA; 29—Jack Alessandrini, G, Notre Dame; 30—Tom Roche, T, Northwestern.

1954

1—Cotton Davidson, QB, Baylor; 2—Larry Grigg, B, Oklahoma U.; 4—Thomas Allman, B, W. Virginia; 5—Don Ellis, B, Texas A&M; 7—Glenn Turner, B, Georgia Tech; 8—Dennis McCotter, G, Detroit U; 9—Robert Adams, G, Shippensburg St. Tchrs.; 10—Robert Schoonmaker, B, Missouri; 11—Robert Leberman, B, Syracuse; 12—Donald Chelf, T, Iowa; 13—David McMillan, B, John Carroll; 14—Ordell Brasse, T, S. Dakota State; 15—Joseph D'Agostino, G, Florida; 16—Alex Sandusky, C, Clarion St. Tchrs.; 17—Thomas Adkins, C, Kentucky; 18—Richard Shinault, B, Texas Western; 19—Charles Wenzlau, C, Miami (Ohio); 20—Raymond Berry, E, S.M.U.; 21—Robert Lade, G, Nebraska St. Tchrs.; 22—Robert Meyer, T, Ohio State; 23—Leon Hardeman, B, Georgia Tech; 24—Donald Kerlin, B, Concordia; 25—Pepper Rodgers, B, Georgia Tech; 26—Jesus Esparza, T, New Mexico A&M; 27—William Sennett, C, Georgia Tech; 28—Raymond Ecstrom, C, Westminster; 29—Claude Taliaferro, B, Illinois; 30—Patrick Abruzzi, B, Rhode Island.

1955

Bonus Pick—George Shaw, QB, Oregon; 1—Alan Ameche, B, Wisconsin; 2—Richard Szymanski, C, Notre Dame; 3—L. G. Dupre, B, Baylor; 4—Jack Patera, G, Oregon (Traded by New York); 5—George Preas, G, V.P.I.; 6—Leo Lewis, B, Lincoln University (Missouri); 7—Frank McDonald, C, Miami (Florida); 8—Dale Meinert, G, Oklahoma A&M; 9A—Walter Bryan, B, Texas Tech; 9B—William Evans, G, Miami (Ohio) (Traded by New York); 11—Emil Radik, B, Omaha; 12—Dick Cherovich, T, Miami (Ohio); 13—Pat Abbruzzi, B, Rhode Island; 14—John Lee, B, Georgia Tech; 15—Gerald Peterson, T, Texas; 16—Dick Laswell, T, T.C.U.; 17—Wesley Clark, T, Mississippi Southern; 18—Charles Shepherd, B, North Texas State; 19—James Cobb, T, Abilene Christian; 20—Charles Cianciola, C, Lawrence College; 21—Nick Manych, C, Michigan State Normal; 22—Jerry Welch, B, South Dakota State; 23—Dick McNamara, B, Minnesota; 24—Alex Esquivel, B, Mexico City College (Mexico); 25—Richard Grann, T, Rhode

DRAFT HISTORY



Island; 26—Marion Minker, T, Bucknell; 27—James Locke, T, V.P.I.; 28—Robert Myers, T, Ohio State; 29—Bill Waters, T, Austin College.

1956

1—Lenny Moore, HB, Penn State; 2—Dick Donlin, E, Hamline; 3—Bob Pascal, HB, Duke; 4—B.C. Inabinet, T, Clemson; 5—Herb Gray, E, Texas; 6—Dan Schmidt, HB, Texas Tech; 7—Bill Waters, T, Austin; 8—Bill Koman, G, North Carolina; 9—John Lewis, E, Michigan State; 10—Gene Scott, HB, Centre; 11—Dennis Shaw, E, N. Texas State; 12—Steve Myhra, G, North Dakota; 13—Jack Hill, HB, Utah State; 14—Ted Schwanger, HB, Tennessee Poly; 15—John Polzer, LB, Virginia; 16—Gene Hendrix, HB, Drake; 17—Bill Dannenhauer, E, Emporia; 18—Earl Looman, G, Stetson; 19—Bob Fyvie, T, Lafayette; 20—Bob Hill, FB, Jackson; 21—Jim Harness, HB, Mississippi State; 22—Pat Del Vicaro, G, Mississippi Southern; 23—Al Stephenson, T, Idaho State; 24—Bobby Fox, HB, E, Texas State; 25—Bradley Mills, HB, Kentucky; 26—Jim Lohr, G, S.E. Missouri; 27—Herb Hartwell, HB, Virginia; 28—John Shearer, QB, Shepherd; 29—Jim Rusher, E, Kansas State; 30—Terry Sweeney, HB, Middle Tenn. State.

1957

1—Jim Parker, T, Ohio State; 2—Don Shinnick, LB, UCLA; 3—Luke Owens, T, Kent State; 4—Jackie Simpson, HB, Florida; 5—Ron Underwood, HB, Arkansas; 6—Bill Pricer, FB, Oklahoma; 7—Reuben Saage, HB, Baylor; 8—Jack Harmon, HB, East Oregon State; 9—Robert White, T, Otterbein; 10—Joe Grisham, E, Austin Peay; 11—Andy Nelson, QB, Memphis State; 12—Don Simonc, T, Tennessee Poly; 13—John Call, HB, Colgate; 14—Joe Guido, HB, Youngstown; 15—Hall Whitley, C, Texas A.&I.; 16A—Joe Cannavino, HB, Ohio State (In trade for fullback Charles Shepard); 16B—Ed Preelock, T, Kansas; 17—Dan Wisniewski, G, Pittsburgh; 18—Jim Villa, HB, Allegheny; 19—Charles Frochle, T, St. John's of Minn.; 20—Walt Livingstone, HB, Heidelberg; 21—Owen Mulholland, HB, Houston; 22—Chet Van Atta, LB, Kansas; 23—Connie Baird, E, Hardin-Simmons; 24—Harwood Hoeft, E, South Dakota State; 25—Harlon Geach, T, College of Idaho; 26—Joe Unitas, T, Louisville; 27—Len DeMalon, LB, St. Vincent's of Pennsylvania; 28—Walt Schneider, T, Colorado; 29—Bob Rasmussen, G, Minnesota; 30—Bob Bailey, E, Thiel.

1958

1—Leonard Lyles, HB, Louisville; 2—Bob Stransky, HB, Colorado; 3—Joe Nicely, G, West Virginia; 4—Les Walters, E, Penn State; 5—Raymond Brown, QB-HB, Mississippi; Bob Taylor, E, Vanderbilt; 7—John Sample, HB, Maryland State (in trade from Pittsburgh); John Diehl, T, Virginia; 8—Floyd Peters, G, San Francisco State; 9—Harold Bullard, FB, Lenoir Rhyne; 10—Ray Schamber, HB, South Dakota; 11—Bobby Jordan, HB, V.M.I.; 12—Tommy Addison, T, South Carolina; 13—Jerry Richardson, E, Wofford; 14—Ken Hall, HB-FB, Texas A. & M.; 15—Les Carney, HB, Ohio; 16—Arch Matso, G-LB, Michigan State; 17—James Reese, QB, Minnesota; 18—Dale Lloyd, C, Georgia; 19—Tim Murnan, G, Bowling Green; 20—Tom Forrestal, QB, Navy; 21—Jim Faulk, HB, Texas Christian; 22—Bob McKee, E, Monmouth; 23—Phil Parslow, HB, UCLA; 24—Bobby Sandin, HB, Tennessee; 25—Jim Roundtree, HB, Florida; 26—Bob Grimes, G, Central Michigan; 27—George Dintiman, HB, Lock Haven Teachers; 28—Jim Murphy, T, East Tennessee State Teachers; 29—Doug Padgett, E, Duke; 30—Gary Lund, G, Utah State.

1959

1—Jackie Burkett, C, LB, Auburn; 2—Dave Sherer, E, S.M.U.; 3—Traded to Detroit for Ray Krouse; 4—Zeke Smith, G, LB, Auburn; 5—Hanson Churchwell, G, LB, Mississippi; 6—Palmer Pyle, T, Michigan State; 7—Harold Lewis, HB, Houston; 8—Tom Coffey, HB, West Texas State; 9—Tom Brown, G, Minnesota; 10—Don Stewart, E, S.M.U.; 11—Tom Stephens, HB, Syracuse; 12—Richard Wood, QB, Auburn; 13—Rudy Smith, G-T, Mississippi; 14—Fredie Burket, HB, Southeastern Oklahoma; 15—Ted Foret, T, Auburn; 16—Morris Keller, T, Clemson; 17—Leroy Bergen, T, South Dakota State; 18—Opie Bandy, E-LB, Tulsa; 19—Milton Crain, C-LB, Mississippi; 20—Paul Balonick, C-LB, North Carolina State; 21—John Hernstein, FB, Michigan; 22—Lonny Leatherman, T, T.C.U.; 23—Bob Davis, HB, Houston; 24—Bob Nonogratz, G-LB, Army; 25—Ed Kieffer, HB, Syracuse; 26—Rene Lorio, HB, Mississippi Southern; 27—Thurman Terry, T, Rice University; 28—Fred Long, FB, Iowa; 29—Perry McGriff, E, Florida; 30—Blair Weese, FB, West Virginia Tech.

1960

1—Ron Mix, T, U.S.C.; 2—Don Floyd, T, T.C.U.; 2—Marvin Terrell, G, Mississippi (selection obtained in trade with New York for George Shaw); 3—Jim Welch, HB, S.M.U.; 4—Geerhard Schwedes, HB, Syracuse; 5—Marvin Laster, HB, T.C.U.; 6—Al Bansavage, G, U.S.C.; 7—Harry Beabout, T, Purdue; 8—Jim Colvin, T, Houston; 9A—Bob Hall, T, Kent State; 9B—Don Perkins, HB, New Mexico (selection obtained in trade with Philadelphia for Jimmy Carr); 10A—Ernest Barnes, C, North Carolina College; 10B—Bobby Boyd, QB, Oklahoma (selection obtained in trade with Washington for Hanson Churchwell); 11—Bob Wehking, C, Florida; 12—Bill Bucek, HB, Rice; 13—Jim Nemeth, C, South Carolina; 14—Dale Johannson, T, Augustana College; 15—Larry Grantham, E, Mississippi; 16—George Boynton, HB, East Texas State; 17—Jim Beaver, T, Florida; 18—Don Sheeham, T, Chattanooga; 19—Bill Carpenter, E, Army; 20—Bob Hogue, T, Shepherd.



DRAFT HISTORY

1961

1—Tom Matte, HB, Ohio State; 2—Tom Gilburg, T, Syracuse; 3—Jerry Hill, HB, Wyoming; 4—Ken Gregory, E, Whittier; 5A—Ron Osborne, T, Clemson; 5B—Ed Dyas, FB, Auburn; 6—Don Kern, HB, V.M.I.; 7—Ike Grimsley, HB, Michigan State; 8—Paul Terhes, QB, Bucknell; 9—Pete Nicklas, T, Baylor; 10—Bob Clemens, HB, Pitt; 11—Ralph White, T, Bowling Green; 12—Dick Reynolds, T, North Carolina State; 13—Dallas Garber, FB, Marietta; 14—Bob Hunt, T, S.M.U.; 15—E. A. Sims, E, New Mexico State; 16—Tom Weisner, FB, Wisconsin; 17—Steve Jastrzembki, E, Pitt; 18—Wilson Allison, T, Baylor; 19—Joe Novsek, T, Tulsa; 20—Al Kimbrough, HB, Northwestern.

1962

1—Wendell Harris, HB, Louisiana State; 2—Bill Saul, LB, Penn State; 3—Dan Sullivan, T, Boston College; 4—Jim Dillard, HB, Oklahoma State; 5—Jerry Croft, G, Bowling Green; 6—traded to Green Bay; 7—Fred Miller, T, Louisiana State (future); 8—Pete Brokaw, HB, Syracuse; 9A—Roy Walker, FB, Purdue; 9B—Walt Rappold, QB, Duke; 10—Fred Moore, T, Memphis State; 11—Scott Tyler, HB, Miami, Ohio; 12—Bake Turner, HB, Texas Tech; 13—Charles Holmes, FB, Maryland State; 14—Stinson Jones, HB, V.M.I.; 15—Joe Monte, G, Furman; 16—Ray Abruzzese, HB, Alabama; 17—Bill Knocke, HB, Fresno State; 18—Mel Rideout, QB, Richmond; 19—Fred Gillett, HB, Los Angeles State; 20—Herm McKee, HB, Washington State.

1963

1—Bob Vogel, T, Ohio State; 2A—John Mackey, E-HB, Syracuse; 2B—Butch Wilson, FB, Alabama; 3—Traded to St. Louis; 4A—Jerry Logan, HB, West Texas State; 4B—Harlow Fullwood, T, Virginia Union; 5—Bill Ventura, E, Richmond; 6—Jerry Cook, HB, Texas; 7—Willie Richardson, E, Jackson State; 8—Dave Hayes, FB, Penn State; 9—Don Trull, QB, Baylor; 10—Bill Siekierski, G, Missouri; 11—Winston Hill, T, Texas Southern; 12—Butch Maples, C, Baylor; 13—Paul Watters, T, Miami, Ohio; 14—Neil Petties, E, San Diego State; 15—Leon Mavity, HB, Colorado; 16—Dick Quast, E, Memphis State; 17—Kern Carson, HB, San Diego State; 18—Luther Woodruff, T, North Carolina A & T; 19—Steve Berzansky, FB, West Virginia; 20—D. L. Hurd, E, San Francisco State.

1964

1—Marv Woodson, HB, Indiana; 2—Tony Lorick, HB, Arizona State; 3—Traded to Green Bay; 4—Ted Davis, LB, Georgia Tech; 5—Ed Lothamer, T, Michigan State; 6—Jim Mazurek, T, Syracuse; 7—Ken Sugarman, T, Whitworth; 8—John Williamson, LB, Louisiana Tech; 9—Vince Turner, HB, Missouri; 10—Traded to Detroit; 11—John Paglio, T, Syracuse; 12—Ken Graham, HB, Washington State; 13—Charlie Parker, T, Southern Mississippi; 14—John Case, E, Clemson; 15—Larry Kramer, T, Nebraska; 16—Roger Lopes, FB, Michigan State; 17—Don Green, HB, Susquehanna; 18—Alvin Haymond, HB, Southern U; 19—Owen Dejanovich, T, Arizona State (Flagstaff); 20—John Butler, FB, San Diego State.

1965

1—Mike Curtis, FB-LB, Duke; 2—Ralph Neely, T, Oklahoma; 3A—Traded to San Francisco; 3B—Glenn Ressler, G, Penn State (from Vikings); 4A—Dave Johnson, HB, San Jose State; 4B—Martin Schottenheimer, LB, Pitt (from Redskins); 5—John McGuire, E, Syracuse; 6A—Al Atkinson, T, Villanova; 6B—Bob Felts, HB, Florida A&M (from Giants); 7—John Kolocek, T, Corpus Christi; 8—Roosevelt Davis, T, Tennessee A&I; 9—Tom Bleick, HB, Georgia Tech; 10—George Harold, HB, Allen U; 11—Lamar Richardson, E, Fisk U; 12—Ted Radosovich, G, Cincinnati; 13—Bruce Airheart, HB, North Dakota State; 14—Jerry Fishman, LB, Maryland; 15—Roy Hilton, E, Jackson State; 16—Steve Tensi, QB, Florida State; 17—Rick Reichardt, E, Wisconsin; 18—Charley King, HB, Purdue; 19—Barry Brown, E-LB, Florida; 20—George Haffner, QB, McNeese State; Raymond Johnson, C, Prairie View (from Washington).

1966

1—Sam Ball, T, Kentucky; 2—Butch Allison, G, Missouri; 3—Rick Kestner, E, Kentucky; 4A—Rod Sherman, FL, Southern California (from Cowboys); 4B—Hoyle Granger, FB, Mississippi State; 5—Traded to Cowboys; 6—Stas Moliszewski, LB, Princeton; 7A—Dave Ellis, T, North Carolina State (from 49ers); 7B—Ray Perkins, FL, Alabama; 8A—Gerald Allen, HB, Omaha (from Vikings); 8B—Jack White, QB, Penn State; 9—Gerald Gross, HB, Auburn; 10—Claude Brownlee, DE, Benedict, 11—Eric Crabtree, HB, Pittsburg; 12—Jim Carter, G, Tennessee A&I; 13—Bob Hadrick, E, Purdue; 14—Jim Ward, QB, Gettysburg; 15—Lee Garner, LB, Mississippi; 16—Rod Steward, E, Duke; 17—Randy Matson, T, Texas A&M (found ineligible for drafting); 18—Ed Toner, T, Massachusetts; 19—Ken Duke, FB, Morgan State; 20—Tom Carr, T, Morgan State.

1967

1A—Bubba Smith, DE, Michigan State (From Saints); 1B—Jim Detwiler, HB, Michigan; 2—Rick Volk, DB, Michigan; 3A—Norman Davis, G, Grambling (from Saints); 3B—Leon Ward, LB, Oklahoma State; 4—Charles Stukes, DB, Maryland State; 5—Ron Porter, LB, Idaho (from Falcons); 6—Terry Southall, QB, Baylor; 7—Bo Rein, FL, Ohio State; 8A—Lee Anderson, DT, Bishop (from Cardinals); 8B—Cornelius Johnson, T, Virginia Union; 9—Ron Kirkland, HB, Nebraska; 10—Leigh Gilbert, FB, Northern Illinois; 11—Herman Reid, T, St. Augustine's; 12A—Preston Pearson, DB, Illinois (from

DRAFT HISTORY



Steelers); 12B—J. B. Christian, G, Oklahoma State; 13—Marc Allen, DT, West Texas State; 14—Pat Conley, LB, Purdue; 15—Bob Wade, DB, Morgan State; 16—Don Alley, FL, Adams State; 17—Traded to Saints.

1968

1—John Williams, T, Minnesota; 2—Bob Grant, LB, Wake Forest; 3—Rich O'Hara, E, Northern Arizona; 4—James Duncan, DB, Maryland State; 5—Paul Etzey, LB, Toledo; 6—Traded to Atlanta; 7—Anthony Andrews, HB, Hampton Institute; 8—Tommy Davis, DT, Tennessee A&I; 9—Terry Cole, FB, Indiana; 10A—Ocie Austin, DB, Utah State; 10B—Ed Tomlin, FB, Hampton Institute; 11—Bill Pickens, G, Houston; 12—James Jackson, DT, Jackson State; 13—Howie Tennebar, G, Kent State; 14—Charles Mitchell, TE, Alabama State; 15—Jeff Beaver, QB, North Carolina; 16—Walt Blackledge, FL, San Jose State; 17—Ray Pederson, G, State College of Iowa.

1969

1—Ed Hinton, FL, Oklahoma; 2A—Ted Hendricks, LB, Miami; 2B—Tom Maxwell, DB, Texas A&M; 3—Dennis Nelson, T, Illinois State; 4—Jackie Stewart, FB, Texas Tech; 5—King Dunlap, DT, Tenn. A&I; 6—Bill Fortier, G, Louisiana State; 7A—Gary Fleming, LB, Stanford; 7B—Roland Moss, RB, Toledo; 8—Sam Havrilak, DB, Bucknell; 9A—George Wright, DT, Sam Houston; 9B—Larry Good, QB, Georgia Tech; 10—Marion Griffin, TE, Purdue; 11—Ken Delaney, T, Akron; 12—Butch Riley, LB, Texas A&I; 13—Carl Mauck, LB, So. Ill; 14—Dave Bartelt, LB, Colorado; 15—George Thompson, DB, Marquette; 16—Jim McMillan, FL, The Citadel; 17—Joe Cowan, FL, Johns Hopkins.

1970

1—Norm Bulaich, RB, TCU; 2—Jim Bailey, DT, Kansas; 3A—Jim O'Brien, K-WR Cincinnati; 3B—Ara Person, TE, Morgan State; 4—Steve Smear, DT, Penn State; 5—Billy Newsome, DE, Grambling; 6—Ron Gardin, FL, Arizona; 7—Gordon Slade, QB, Davidson; 8—Bob Bouley, T, Boston College; 9—Barney Harris, CB, Texas A&M; 10—Dick Palmer, LB, Kentucky; 11—George Edwards, RB, Fairmont St. (W. Va.); 12—Don Burrell, FL, Angelo St.; 13—Dave Polak, LB, Bowling Green; 14—Tom Curtis, S, Michigan; 15—Philip Gary, DE, Kentucky State; 16—Jack Maitland, RB, Williams; 17—Alvin Pearman, RB, Colgate.

1971

1A—Don McCauley, RB, North Carolina (awarded from Miami); 1B—Leonard Dunlap, DB, North Texas State; 2—Bill Ateassis, DT, Texas; 3—Karl Douglas, QB, Texas A&I; 4—Traded to Pittsburgh; 5—John Andrews, TE, Indiana; 6—Ken Frith, DT, Northeast Louisiana; 7—Gordon Bowdell, WR, Michigan State; 8—Willie Bogan, DB, Dartmouth; 9—Bill Burnett, RB, Arkansas; 10—Rex Kern, QB, Ohio State; 11—Dave Jones, LB, Baylor, 12A—Bob Wuensch, T, Texas (from Pittsburgh); 12B—Bill Triplett, WR, Michigan State; 13—Tom Neville, LB, Yale; 14—Mike Mikolayunas, RB, Davidson; 15—Mike Hogan, LB, Michigan State; 16—Rich Harrington, DB, Houston; 17—Don Nottingham, RB, Kent State.

1972

1—Tom Drougas, T, Oregon; 2A—Jack Mildren, S, Oklahoma (from Oakland); 2B—Glenn Doughty, WR, Michigan (from Washington); 2C—Lydell Mitchell, RB, Penn State; 4—Eric Allen, WR, Michigan State; 5—Don Croft, DT, Texas El Paso; 6—Bruce Laird, S, American International; 7—John Sykes, RB, Morgan State; 8A—Al Qualls, LB, Oklahoma (from San Diego); 8B—Van Brownson, QB, Nebraska; 9—Gary Hambell, DT, Dayton; 10—Dave Schilling, RB, Oregon State; 11—Fred DeBernardi, DE, Texas El Paso; 12—Gary Theiler, TE, Tennessee; 13—Herb Washington, WR, Michigan State; 14—John Morris, C, Missouri Valley; 15—Robin Parkhouse, LB, Alabama; 16—Gary Wichard, QB, C. W. Post; 17—Stan White, LB, Ohio State.

1973

1A—Bert Jones, QB, Louisiana State (from New Orleans); 1B—Joe Ehrmann, DT, Syracuse; 2—Mike Barnes, DE, Miami; 3A—Bill Olds, RB, Nebraska (from Denver through Houston); 3B—Jamie Rotella, LB, Tennessee; 4A—Gery Palmer, T, Kansas (from Chicago through Philadelphia); 4B—Ollie Smith, WR, Tennessee State (from San Diego); 5—David Taylor, G, Catawba; 8A—Ray Oldham, DB, Middle Tennessee (from San Diego); 8B—Bill Windauer, G, Iowa; 11—Dan Neal, C, Kentucky; 12—Bernard Thomas, DE, Western Michigan; 13—Tom Pierantozzi, QB, West Chester; 14—Ed Williams, RB, West Virginia; 15—Jackie Brown, DB, South Carolina; 16—Marty Januskiewicz, RB, Syracuse; 17—Guy Falkenhagen, T, Northern Michigan.

1974

1A—John Dutton, DE, Nebraska; 1B—Roger Carr, WR, Louisiana Tech (from Los Angeles); 2A—Fred Cook, DE, Southern Mississippi; 2B—Ed Shuttlesworth, RB, Michigan (from Philadelphia); 3A—Glenn Robinson, LB, Oklahoma State; 3B—Robert Pratt, G, North Carolina (from Denver); 4—Tony Bell, S, Bowling Green; 5—Doug Nettles, CB, Vanderbilt (from Minnesota); 6—Danny Rhodes, LB, Arkansas (from New England); 7A—Noah Jackson, G, Tampa; 7B—Dan Dickel, LB, Iowa (from Denver); 7C—Freddie Scott, WR, Amherst (from Buffalo); 8A—Greg Latta, TE, Morgan State;



DRAFT HISTORY

8B—Paul Miles, RB, Bowling Green (from Denver); 10A—Bob Van Duyne, G, Idaho; 10B—Glenn Ellis, DT, Elon (from Los Angeles); 11—Tim Rudnick, DB, Notre Dame; 12A—Dave Simonson, T, Minnesota; 12B—Bob Bobrowski, QB, Purdue (from Washington); 13—Randy Hall, S, Idaho; 14—Ed Collins, WR, Rice; 15—Pat Kelly, LB, Richmond; 16—Dave Margavage, T, Kentucky; 17A—Tim Berra, WR, Massachusetts; 17B—Buzzy Lewis, DB, Florida State (from Washington).

1975

1—Ken Huff, G, North Carolina (from Atlanta); 3A—Mike Washington, DB, Alabama; 3B—Dave Pear, DT, Washington (from Chicago); 4A—Marshall Johnson, RB, Houston; 4B—Paul Linford, DT, Brigham Young (from N.Y. Jets); 5—Roosevelt Leaks, FB, Texas; 6—Don Westbrook WR, Nebraska (from N.Y. Giants); 7A—Kim Jones, FB, Colorado State; 7B—Steve Joachim, QB, Temple (from Chicago); 7C—Derral Luce, LB, Baylor (from N.Y. Jets through Chicago); 8A—John Bushong, DE, Western Kentucky; 8B—Greg DenBoer, TE, Michigan (from Chicago through Denver); 8C—Mario Cage, RB, Northwestern (La.) State (from Green Bay); 9—Royce McKinney, DB, Kentucky State; 10—Phil Waganheim, P, Maryland; 11—Dave Hazel, WR, Ohio State; 12—Brad Storm, LB, Iowa State; 13—John Roman, G, Idaho State; 14—Mike Smith, C, SMU; 15—John Goodie, FB, Langston; 16A—Bill Malouf, WR-DB, Mississippi; 16B—Mike Evavold, DT, Macalester (from San Francisco); 16C—Bob Smith, DB, Maryland (from Oakland); 17A—David McKnight, LB, Georgia; 17B—Mike Bengard, DE, Northwestern (Iowa) (from San Francisco); 17C—Frank Russell, WR, Maryland (from Oakland).

1976

1—Ken Novak, DT, Purdue; 2—Choice to Pittsburgh; 3A—Ed Simonini, LB, Texas A & M; 3B—Ron Lee, RB, West Virginia (from Tampa Bay); 4—Choice to Pittsburgh; 5A—Sanders Shiver, LB, Carson-Newman (from Chicago through Miami and Chicago); 5B—Mike Kirkland, QB, Arkansas; 6—Choice to Buffalo; 7—Choice to New Orleans through Chicago and Oakland; 8—Ricky Thompson, WR, Baylor; 9—Stu Levenick, T, Illinois; 10—Tim Baylor, DB, Morgan State; 11—Rick Gibney, DT, Georgia Tech; 12—Frank Stavroff, K, Indiana; 13—Choice to Oakland; 14—Jeremiah Cummings, DE, Albany (Ga.) State; 15—Gary Alexander, T, Clemson; 16A—Mike Fuhrman, TE, Memphis State (from Washington through Baltimore and San Francisco); 16B—Steve Ludwig, C, Miami (Fla.); 17—Choice to Oakland.

1977

1—Randy Burke, WR, Kentucky; 2—Mike Ozdowski, DE, Virginia; 6—Calvin O'Neal, LB, Michigan; 7—Blanchard Carter, T, Nevada-Las Vegas; 8—Kenneth Helms, T-C, Georgia; 9—Glen Capriola, RB, Boston College; 10—Ron Baker, G, Oklahoma State; 11—Brian Ruff, LB, The Citadel; 12—Bill Deutsch, RB, North Dakota.

1978

1—Reese McCall, TE, Auburn; 2—Mike Woods, LB, Cincinnati; 5—Frank Myers, OT, Texas A&M; 6—Ben Garry, RB, Sou. Mississippi; 7—Jeff Logan, RB, Ohio State; 8—Monte Anthony, RB, Nebraska; 9—Dave Studdard, OT, Texas; 10—Dallas Owens, DB, Kentucky; 11—Henry Mason, WR, Central Missouri; 12—Bruce Allen, P, Richmond.

1979

1—Barry Krauss, LB, Alabama; 3—Kim Anderson, DB, Arizona State; 5—Larry Braziel, DB, USC; 6—Jim Moore, OT, Ohio State; 8A—Steve Heimkreiter, LB, Notre Dame; 8B—Nesby Glasgow, DB, Washington; 9—Russ Henderson, P, Virginia; 10—Steven Stephens, TE, Oklahoma State; 11—John Priestner, LB, Western Ontario; 12—Charles Green, WR, Kansas State.

1980

1A—Curtis Dickey, HB, Texas A&M; 1B—Derrick Hatchett, DB, Texas; 2A—Ray Donaldson, C, Georgia; 2B—Tim Foley, OT, Notre Dame; 3—No Choice; 4—Ray Butler, WR, U.S.C.; 5—No Choice; 6—Chris Foote, C, U.S.C.; 7—Wesley Roberts, DE, Texas Christian; 8—Ken Walter, OT, Texas Tech; 9—Mark Bright, FB, Temple; 10—Larry Stewart, OT, Maryland; 11—Ed Whitley, TE, Kansas State; 12A—Randy Bielski, K, Towson State; 12B—Marvin Sims, FB, Clemson.

1981

1A—Randy McMillan, FB, Pittsburgh; 1B—Donnell Thompson, DT, North Carolina; 3—Randy Van Divier, OT, Washington; 4—Tim Sherwin, TE, Boston College; 6—Bubba Green, DT, North Carolina State; 7—Obad Ariri, K, Clemson; 8A—Ken Sitton, S, Oklahoma; 8B—Hosea Taylor, DT, Houston; 9—Tim Gooch, DE, Kentucky; 10A—Gregg Gerken, LB, North Arizona Univ; 10B—Trent Bryant, CB, Arkansas; 11—Holden Smith, WR, California; 12—Eric Scoggins, LB, U.S.C.

1982

1A—Johnnie Cooks, LB, Mississippi State; 1B—Art Schlichter, QB, Ohio State; 2A—Leo Wisniewski, NT, Penn State; 2B—Rohn Stark, P, Florida State; 3—James Burroughs, CB, Michigan State; 4—Mike Pagel, QB, Arizona State; 5—Terry Crouch, OG, Oklahoma; 6—Pat Beach, TE, Washington State; 7—Fletcher Jenkins, NT, Washington;

DRAFT HISTORY



8—Tony Loia, OG, Arizona State; 9—Tony Berryhill, C, Clemson; 10—Tom Derry, S, Widener; 11—Lamont Meacham, CB, Western Kentucky; 12—Johnny Wright, RB, South Carolina.

1983

1—John Elway, QB, Stanford; 2—Vernon Maxwell, LB, Arizona State; 3—George Achica, NT, U.S.C.; 4—Phil Smith, WR, San Diego State; 5—Sid Abramowitz, OT, Tulsa; 6—Grant Feasel, C, Abilene Christian; 7—Alvin Moore, RB, Arizona State; 8—Selection traded to Denver; 9A—Jim Mills, OT, Hawaii; 9B—Chris Rose, OT, Stanford; 10—Ronald Hopkins, CB, Murray State; 11—Jim Bob Taylor, QB, Georgia Tech; 12—Carl Williams, WR, Texas Southern.

1984

1A—Leonard Coleman, CB, Vanderbilt; 1B—Ron Solt, OG, Maryland; 2—Blaise Winter, DT, Syracuse; 3—Chris Scott, DT, Purdue; 4A—Craig Curry, S, Texas; 4B—George Wonsley, RB, Mississippi State; 5A—Golden Tate, WR, Tennessee State; 5B—Kevin Call, OT, Colorado State; 6—Dwight Beverly, RB, Illinois; 8—Eugene Daniel, CB, Louisiana State; 11—Bob Stowe, OT, Illinois; 12—Steve Hathaway, DE, West Virginia.

1985

1—Duane Bickett, LB, Southern California; 2—Don Anderson, CB, Purdue; 3—Anthony Young, S, Temple; 4—Willie Broughton, DE, Miami (Fla.); 5—Roger Caron, OT, Harvard; 6—No selection (traded to Dallas, who selected DE—Kurt Ploeger); 7—James Harbour, WR, Mississippi; 8—Ricky Nichols, WR, East Carolina; 9—Mark Boyer, TE, Southern California; 10—Andre Pinesett, DT, Cal State-Fullerton; 11—No selection (traded to LA Rams, who selected QB—Doug Flutie); 12—David Burnette, OT, Central Arkansas.

1986

1—Jon Hand, DE, Alabama; 2—Jack Trudeau, QB, Illinois; 4—Bill Brooks, WR, Boston University; 5A—Scott Kellar, DT, Northern Illinois; 5B—Gary Walker, C, Boston University; 7A—Steve O'Malley, NT, Northern Illinois; 7B—Chris White, K, Illinois; 7C—Tommy Sims, DB, Tennessee; 8—Trell Hooper, DB, Memphis State; 9—Bob Brotzki, OT, Syracuse; 10B—Pete Anderson, C, Georgia; 12A—Steve Wade, DT, Vanderbilt; 12B—Isaac Williams, DT, Florida State.

1987

1—Cornelius Bennett, LB, Alabama; 3—Chris Gambol, OT, Iowa; 4—Randy Dixon, OT, Pittsburgh; 5—Roy Banks, WR, Eastern Illinois; 6—Freddie Robinson, DB, Alabama; 7—Mark Bellini, WR, Brigham Young; 8—Chuckie Miller, DB, UCLA; 9—Bob Ontko, LB, Penn State; 10—Chris Goode, DB, Alabama; 11—Jim Reynosa, DE, Arizona State; 12—David Adams, RB, Arizona.

1988

1—Traded to Los Angeles Rams; 2—Traded to Los Angeles Rams; 3—Chris Chandler, QB, Washington; 4—Michael Ball, DB, Southern University; 5—John Baylor, DB, Southern Mississippi; 6—Traded to Washington; 7—Traded to New York Giants; 8—Traded to Buffalo; 9—Jeff Herrod, LB, Mississippi; 10—O'Brien Alston, LB, Maryland; 11—Donnie Dee, TE, Tulsa; 12A—Aatron Kenney, WR, Wisconsin-Stevens Point (choice from Detroit); 12B—Tim Vesling, K, Syracuse.

1989

1—Andre Rison, WR, Michigan State; 2—Traded to Los Angeles Rams (for RB—Eric Dickerson); 3—Mitchell Benson, DT, Texas Christian; 4—Pat Tomberlin, OT, Florida State; 5—Traded to Washington for 4th and 8th picks in 1990; 6—Quintus McDonald, LB, Penn State; 7—Ivy Joe Hunter, RB, Kentucky; 8—Kurt Larson, LB, Michigan State; 9—William Mackall, WR, Tennessee-Martin; 10—Jim Thompson, OT, Auburn; 11—Wayne Johnson, QB, Georgia; 12A—William Dubose, RB, South Carolina State; 12B—Steve Taylor, QB, Nebraska



ATTENDANCE/RECORDS

COLTS ATTENDANCE RECORDS

- Largest Home Crowd—*61,479 vs. Pittsburgh, Nov. 13, 1983
 † 60,544 vs. Denver, Oct. 31, 1988
 Smallest Home Crowd—16,941 vs. Kansas City, Dec. 21, 1980
 Largest Road Crowd—100,202 at Los Angeles, Dec. 6, 1958
 Smallest Road Crowd—9,860 at Buffalo, Oct. 4, 1987
 Largest Regular Season Total Attendance—841,497 in 1973
 (60,107 average)
 Largest Regular Season Home Attendance—† 481,305 in 1984
 (60,163 average)

* Baltimore

† Indianapolis

10 LARGEST CROWDS TO SEE THE COLTS PLAY

Attendance	Site	Results	Date
100,202	Los Angeles	Rams 30, Colts 28	Dec. 6, 1958
91,745*	Ann Arbor	Lions 23, Colts 20	Aug. 22, 1971
80,638	Detroit	Colts 10, Lions 9	Nov. 16, 1980
80,636	New Orleans	Colts 30, Saints 10	Oct. 19, 1969
80,628	Cleveland	Colts 34, Browns 0	Dec. 27, 1968
80,132	Cleveland	Colts 36, Browns 14	Oct. 14, 1962
80,047	Miami	Dolphins 44, Colts 0	Nov. 11, 1973
80,020	Buffalo	Bills 31, Colts 13	Oct. 14, 1973
80,010	Miami	Dolphins 16, Colts 0	Dec. 16, 1972
79,838	Cleveland	Browns 38, Colts 21	Jan. 9, 1988

*Preseason game at University of Michigan

COLTS INDIVIDUAL RECORDS

National Football League records are indicated by an asterisk. Every attempt has been made to compile as complete a table of records as possible. Errors will be corrected if documented. Since the Colts joined the NFL in 1953, the league has increased the number of games played each season from 12 in 1953 to the current 16 in 1978. Here are the dates that the league increased the number of games played each season:

1953-60 12 games 1961-77 14 games 1978-89 16 games
 Note: The 1982 NFL regular season was reduced from 16 games to nine games because of a players' strike. The 1987 season was 15 games due to a players' strike.

SERVICE

Most Seasons

- 17 (John Unitas, 1956-1972)
- 13 (Raymond Berry, 1955-1967)
(David Lee, 1966-1978)
(Dick Szymanski, 1955, 1957-1968)
(Gino Marchetti, 1953-1964, 1966)
- 12 (Lenny Moore, 1956-1967)
(Don Shinnick, 1957-1968)
(Ordell Braase, 1957-1968)

Most Games Played

- 221 (John Unitas, 1956-1972)
- 188 (David Lee, 1966-1978)
- 164 (Don Shinnick, 1957-1968)
- 164 (Ordell Braase, 1957-1968)

Most Consecutive Games Played

- 155 (Jerry Logan, 1963-1972)
- 139 (Jim Parker, 1957 to 2nd game of 1967)
- 138 (Alex Sandusky, 1957-1966)

SCORING

Most Points Scored

- Game 24 (Lenny Moore vs. Chicago Bears, Oct. 4, 1958)
- 24 (Lenny Moore vs. Los Angeles, Oct. 16, 1960)
- 24 (Lenny Moore vs. Minnesota, Oct. 1, 1961)
- 24 (Lydell Mitchell vs. Buffalo, Oct. 12, 1975)
- 24 (Eric Dickerson vs. Denver, Oct. 31, 1988)
- Season 120 (Lenny Moore, 1964)

- 114 (Dean Biasucci, 1988)
- 112 (Raul Allegre, 1983)
- 109 (Toni Linhart, 1976)
- Career 678 (Lenny Moore, 1956-1957)
- 586 (Lou Michaels, 1965-1969)
- 408 (Raymond Berry, 1955-1967)

Most Consecutive Games Scoring

- 62 (Lou Michaels, 13th game of 1965 through 14th game of 1969)

RECORDS



Most Touchdowns

Game	4	(Lenny Moore vs. Chicago Bears, Oct. 4, 1958)
	4	(Lenny Moore vs. Los Angeles, Oct. 16, 1960)
	4	(Lenny Moore vs. Minnesota, Oct. 1, 1961)
	4	(Lydell Mitchell vs. Buffalo, Oct. 12, 1975)
	4	(Eric Dickerson vs. Denver, Oct. 31, 1988)
Season	20	(Lenny Moore, 1964)
	15	(Lenny Moore, 1961)
	15	(Lydell Mitchell, 1975)
	15	(Eric Dickerson, 1988)
Career	113	(Lenny Moore, 1956-1967) (includes one fumble recovery)
	68	(Raymond Berry, 1956-1967)
	57	(Tom Matte, 1961-1972)

Most Consecutive Games Scoring a Touchdown

14 (Lenny Moore, 1964-1965)

Most Points after Touchdown

Game	8	(Tom Feamster vs. Los Angeles, Nov. 25, 1956)
	8	(Steve Myhra vs. Green Bay, Nov. 2, 1958)
Season	53	(Lou Michaels, 1964)
	51	(Toni Linhart, 1975)
	50	(Steve Myhra, 1959)
Career	263	(Lou Michaels, 1964-1969)
	184	(Toni Linhart, 1974-1979)
	180	(Steve Myhra, 1957-1961)

Most Consecutive Points after Touchdown

103 (Lou Michaels, 1964-1966)

Most Points after Touchdown Attempts

Game	8	(Tom Feamster vs. Los Angeles, Nov. 25, 1956)
	8	(Steve Myhra vs. Green Bay, Nov. 2, 1958)
Season	54	(Lou Michaels, 1964)
	52	(Steve Myhra, 1958)
	52	(Toni Linhart, 1975)
Career	270	(Lou Michaels, 1964-1969)
	195	(Toni Linhart, 1974-1979)
	190	(Steve Myhra, 1957-1961)

Highest Career Percentage of PATs (Minimum 50 attempts)

	97.4	(Lou Michaels, 1964-1969)
	97.1	(Dean Biasucci, 1984, 86-88)
	97.0	(Jim O'Brien, 1970-1972)
	94.7	(Steve Myhra, 1957-61)

Most Field Goals

Game	5	(Lou Michaels vs. San Francisco, Sept. 25, 1966)
	5	(Raul Allegre at Philadelphia, Oct. 30, 1983)
	5	(Dean Biasucci vs. Miami, Sept. 25, 1988)
Season	30	(Raul Allegre, 1983)
	25	(Dean Biasucci, 1988)
	24	(Dean Biasucci, 1987)
	24	(Jim Martin, 1963)
Career	107	(Lou Michaels, 1964-1969)
	72	(Toni Linhart, 1974-1979)
	65	(Dean Biasucci, 1984, 86-88)

Most Consecutive Successful Field Goals

	11	(Jim O'Brien, 1971, 1st through 5th games)
	10	(Lou Michaels, 1967, 11th through 13th games)
	10	(Dean Biasucci, 1987, 11th through 15th games)

Most Field Goals Attempts

Season	39	(Steve Myhra, 1961)
	39	(Jim Martin, 1963)
	39	(Lou Michaels, 1966)
Career	198	(Lou Michaels, 1964-1969)
	119	(Toni Linhart, 1974-1979)
	94	(Jim O'Brien, 1970-1972)

Highest Career Field Goal Percentage (Minimum 30 attempts)

	73.0	(Dean Biasucci, 1984, 86-88, 86-89)
	72.2	(Raul Allegre, 1983-85, 57-79)
	60.5	(Toni Linhart, 1974-1979, 72-119)
	55.3	(Jim O'Brien, 1970-1972, 52-94)

Highest Single Game Conversion Percentage (Minimum 5 attempts)

	100.0	(Raul Allegre vs. Buffalo, October 6, 1985 (7 of 7))
	100.0	(Steve Mike-Mayer vs. N.Y. Jets, Sept. 28, 1980, (5 of 5))

Longest Field Goal

	58	(Dan Miller at San Diego, Dec. 26, 1982)
	56	(Bert Rechichar vs. Chicago Bears, Sept. 27, 1953)

Most Field Goals Blocked

	4	(Bubba Smith, 1971)
--	---	---------------------

Longest Blocked Field Goal Return

	99t	(Carl Taseff at Los Angeles, Dec. 12, 1959)
--	-----	---

RUSHING

Most Rushing Attempts

Game	40	(Lydell Mitchell at N.Y. Jets, Oct. 20, 1974, 156 yds.)
	36	(Eric Dickerson vs. Buffalo, Dec. 18, 1988, 166 yds.)
	35	(Lydell Mitchell vs. Miami, Dec. 9, 1973, 104 yds.)
	35	(Eric Dickerson vs. San Diego, Nov. 8, 1987, 138 yds.)
Season	388	(Eric Dickerson, 1988)
	301	(Lydell Mitchell, 1977)
	289	(Lydell Mitchell, 1976)
	289	(Lydell Mitchell, 1975)
Career	1391	(Lydell Mitchell, 1972-1977)
	1200	(Tom Matte, 1961-1972)
	1069	(Lenny Moore, 1956-1967)

Most Rushing Yardage

Game	198	(Norm Bulaich vs. N.Y. Jets, Sept. 19, 1971)
	196	(Eric Dickerson vs. Tampa Bay, Dec. 27, 1987)
	194	(Alan Ameche vs. Chicago, Sept. 25, 1955)
	185	(Lenny Moore vs. Green Bay, Oct. 28, 1956)
Season	1659	(Eric Dickerson, 1988)
	1200	(Lydell Mitchell, 1976)
	1193	(Lydell Mitchell, 1975)
	1159	(Lydell Mitchell, 1977)
	1122	(Curtis Dickey, 1983)
	1011	(Eric Dickerson, 1987)
Career	5487	(Lydell Mitchell, 1972-1977)
	5174	(Lenny Moore, 1956-1967)
	4646	(Tom Matte, 1961-1972)

Best Rushing Average Per Attempt

Season	(Minimum 80 attempts)	
	7.5	(Lenny Moore, 1956)
	7.3	(Lenny Moore, 1958)
	7.1	(Lenny Moore, 1961)
Career	(Minimum 500 attempts)	
	4.8	(Lenny Moore, 1956-1967)
	4.4	(Eric Dickerson, 1987-88)
	4.4	(Curtis Dickey, 1980-1985)
	4.2	(Alan Ameche, 1955-1960)
	4.0	(John Unitas, 1956-1972)

Most Touchdowns Rushing

Game	4	(Eric Dickerson vs. Denver, Oct. 31, 1988)
	3	(Alan Ameche at Milwaukee, Oct. 13, 1957)
	3	(Lenny Moore vs. Los Angeles, Oct. 29, 1960)
	3	(Tom Matte at Cleveland, Dec. 29, 1968)
	3	(Tom Matte vs. Washington, Nov. 2, 1969)
	3	(Don McCauley at Miami, Nov. 23, 1975)
	3	(Randy McMillan vs. New England, 12/1/85)
Season	16	(Lenny Moore, 1964)
	14	(Eric Dickerson, 1988)
	11	(Tom Matte, 1969)
	11	(Lydell Mitchell, 1975)
	11	(Curtis Dickey, 1980)
Career	63	(Lenny Moore, 1956-1967)
	45	(Tom Matte, 1961-1972)
	40	(Alan Ameche, 1955-1960)

Most Consecutive Games Rushing for Touchdown

11 (Lenny Moore, 1963-1964)



RECORDS

Most 100-Yard Games

Season	8 (Eric Dickerson, 1988)
Career	16 (Lydell Mitchell, 1972-1977)
	14 (Eric Dickerson, 1987-1988)
	7 (Alan Ameche, 1955-1960)
	6 (Curtis Dickey, 1980-1985)
	6 (Randy McMillan, 1981-1985)

Longest Run from Scrimmage

80t	(Tom Matte vs. St. Louis, Oct. 12, 1964)
79t	(Alan Ameche vs. Chicago, Sept. 25, 1955)
79t	(Lenny Moore vs. Green Bay, Oct. 28, 1956)

RECEIVING

Most Pass Receptions

Game	13 (Joe Washington at Kansas City, Sept. 2, 1979)
	13 (Lydell Mitchell vs. N.Y. Jets, Dec. 15, 1974)
	12 (Raymond Berry at Washington, Nov. 10, 1957)
	12 (Raymond Berry at N.Y. Giants, Dec. 28, 1958) (NFL Championship game)
	12 (Lydell Mitchell vs. N.Y. Jets, Nov. 28, 1976)
Season	82 (Joe Washington, 1979)
	75 (Raymond Berry, 1961)
	74 (Raymond Berry, 1960)
	72 (Lydell Mitchell, 1974)
Career	631 (Raymond Berry, 1955-1967)
	363 (Lenny Moore, 1956-1967)
	333 (Don McCauley, 1971-1981)

Most Consecutive Games, Pass Receptions

43	(Lenny Moore, Nov. 10, 1957 at Washington through Dec. 18, 1960 at San Francisco)
38	(Raymond Berry, Dec. 28, 1958 at N.Y. Giants through Oct. 1, 1961 vs. Minnesota)
38	(Bill Brooks, Sept. 7, 1986 at New England through Nov. 6, 1988 vs. N.Y. Jets)
38	(Matt Bouza, Sept. 29, 1985 at Jets through Sept. 4, 1988 vs. Houston)

Most Pass Receiving Yards

Game	224 (Raymond Berry at Washington, Nov. 10, 1957)
	210 (Roger Carr at N.Y. Jets, Oct. 24, 1976)
Season	1298 (Raymond Berry, 1960)
	1131 (Bill Brooks, 1986)
	1112 (Roger Carr, 1976)
Career	9275 (Raymond Berry, 1955-1967)
	6039 (Lenny Moore, 1956-1967)
	5859 (Jimmy Orr, 1961-1970)

Best Reception Average Per Catch

Season	(Minimum 25 receptions)
	25.9 (Roger Carr, 1976)
	25.6 (Jimmy Orr, 1968)
	23.5 (Glenn Doughty, 1973)
Career	(Minimum 100 receptions)
	19.3 (Jimmy Orr, 1961-1970)

18.5	(Roger Carr, 1974-1981)
17.1	(Ray Butler, 1980-85)

Most Touchdown Receptions

Game	3 (Jim Mustcheller vs. Green Bay at Milwaukee, Oct. 13, 1957)
	3 (Raymond Berry at Dallas, Oct. 30, 1960)
	3 (Raymond Berry vs. Green Bay, Nov. 16, 1960)
	3 (Jimmy Orr vs. Washington, Dec. 8, 1962)
	3 (Jimmy Orr vs. Los Angeles, Oct. 4, 1964)
	3 (Roger Carr vs. Cincinnati, Sept. 19, 1976)

Season	14 (Raymond Berry, 1959)
	11 (Jimmy Orr, 1962)
	11 (Roger Carr, 1976)

Career	68 (Raymond Berry, 1955-1967)
	50 (Jimmy Orr, 1961-1970)
	48 (Lenny Moore, 1956-1967)

Most Consecutive Games, Touchdown Receptions

5	(Raymond Berry, Nov. 15, 1959 vs. Green Bay at Milwaukee through Dec. 12, 1959 at Los Angeles)
5	(Jimmy Orr, Dec. 2, 1962 at Detroit through Sept. 22, 1963 at San Francisco)
4	(By many players)

Most 100-yard Games

Season	6 (Raymond Berry, 1960)
	5 (Lenny Moore, 1958)
	4 (Raymond Berry, 1958)
	4 (Raymond Berry, 1959)
	4 (Lenny Moore, 1959)
	4 (Lenny Moore, 1960)
	4 (Jimmy Orr, 1962)
Career	23 (Raymond Berry, 1955-1967)
	19 (Lenny Moore, 1956-1967)
	18 (Jimmy Orr, 1961-1970)

Longest Pass Reception

90t	(Roger Carr from Bert Jones vs. N.Y. Jets Nov. 16, 1975)
89t	(John Mackey from John Unitas at Los Angeles, Oct. 30, 1966)
89t	(Roger Carr from Bert Jones at Buffalo, Nov. 9, 1975)

PASSING

Most Pass Attempts

Game	57 (Jack Trudeau at N.Y. Jets, Nov. 16, 1986, 27 comp.)
	53 (Jack Trudeau vs. N.Y. Jets, Sept. 28, 1986, 21 comp.)
	53 (Bert Jones vs. N.Y. Jets, Dec. 15, 1974, 36 comp.)
Season	459 (Greg Landry, 1979)
	446 (Bert Jones, 1980)
	436 (John Unitas, 1967)
Career	5110 (John Unitas, 1956-1972)
	2464 (Bert Jones, 1973-1981)
	1155 (Mike Pagel, 1982-1985)

Most Pass Completions

Game	36 (Bert Jones vs. N.Y. Jets, Dec. 15, 1974, 53 att.)
	29 (Greg Landry vs. N.Y. Jets, Dec. 2, 1979, 49 att.)
	27 (Gary Hogeboom vs. Miami, Sept. 20, 1987, 43 att.)
	27 (Jack Trudeau at N.Y. Jets, Nov. 16, 1986, 57 att.)
	27 (Bert Jones vs. Denver, Nov. 27, 1977, 46 att.)
	27 (Bert Jones vs. Cleveland, Nov. 9, 1980, 39 att.)

Season	270 (Greg Landry, 1979)
	255 (John Unitas, 1967)
	248 (Bert Jones, 1980)
Career	2796 (John Unitas, 1956-1972)
	1382 (Bert Jones, 1973-1981)
	587 (Mike Pagel, 1982-1985)

Most Consecutive Completions

17	(Bert Jones vs. N.Y. Jets, Dec. 15, 1974)
12	(John Unitas vs. Atlanta, Nov. 27, 1967)

Highest Pass Completion Percentage

Game	92.3 (Bert Jones vs. Kansas City, Nov. 30, 1975) (13-12-145)-1 TD
Season	(Minimum 140 attempts)
	60.4 (Bert Jones, 1976)
	59.1 (Greg Landry, 1979)
	59.0 (Bert Jones, 1975)
Career	(Minimum 140 attempts per season)
	59.1 (Greg Landry, 1979)
	56.1 (Bert Jones, 1973-1981)
	54.7 (John Unitas, 1956-1972)

RECORDS



Most Yards Passing

Game	401	(John Unitas vs. Atlanta, Sept. 17, 1967)
	397	(John Unitas vs. Cleveland, Nov. 1, 1959)
	385	(John Unitas vs. Minnesota, Dec. 16, 1962)
Season	3481	(John Unitas, 1963)
	3428	(John Unitas, 1967)
	3134	(Bert Jones, 1980)
Career	39768	(John Unitas, 1956-1972)
	17663	(Bert Jones, 1973-1981)
	7474	(Mike Pagel, 1982-1985)

Most 300-Yards or More Passing Games

	26	(John Unitas, 1956-1972)
--	----	--------------------------

Highest Average Per Pass Attempt

Season	9.26	(John Unitas, 1964)
	9.18	(Earl Morrall, 1968)
	9.05	(Bert Jones, 1976)
Career	7.78	(John Unitas, 1956-1972)
5 yr. min.	7.16	(Bert Jones, 1973-1981)

Most Touchdown Passes

Game	5	(Gary Cuozzo at Minnesota, Nov. 14, 1965)
	5	(Gary Hogeboom at Buffalo, Oct. 4, 1987)
Season	32	(John Unitas, 1959)
	26	(Earl Morrall, 1968)
	25	(John Unitas, 1960)
Career	287	(John Unitas, 1956-1972)
	122	(Bert Jones, 1973-1981)
	47	(Earl Morrall, 1968-1971)

Most Consecutive Games Throwing Touchdown Pass

	47	(John Unitas, 1956-1960)
--	----	--------------------------

Highest Percentage of Touchdowns Thrown

Season	(Minimum 140 attempts)	
	8.7	(John Unitas, 1959)
	8.2	(John Unitas, 1965)

	8.0	(John Unitas, 1957)
Career	5.6	(John Unitas, 1956-1972)
5 yr. min.	5.0	(Bert Jones, 1973-1981)

Most Passes Had Intercepted

Game	6	(Fred Enke at Green Bay, Oct. 18, 1953, 24 attempts)
	5	(Fred Enke at Detroit, Nov. 7, 1953, 15 attempts)
	5	(John Unitas vs. San Francisco, Nov. 26, 1960, 30 attempts)
	5	(John Unitas at Green Bay, Oct. 8, 1961, 24 attempts)
	5	(John Unitas at Detroit, Nov. 20, 1966, 19 attempts)
	5	(Bill Troup vs. Miami, Sept. 10, 1978, 33 attempts)
Season	24	(John Unitas 1960, 1961, and 1966)
Career	246	(John Unitas, 1956-1972)

Fewest Interceptions

Season	(Minimum 140 pass attempts)	
	6	(John Unitas, 1964)
	6	(John Unitas, 1972)
	6	(Marty Domres, 1972)
	6	(Jack Trudeau, 1987)

Lowest Interception Rate

Season	2.0	(John Unitas, 1964)
	2.3	(Bert Jones, 1975)
	2.6	(Bert Jones, 1976)
	2.6	(Jack Trudeau, 1987)
Career	3.9	(Bert Jones, 1973-1981)
	4.8	(John Unitas, 1956-1972)
	5.4	(Marty Domres, 1972-1975)

Longest Pass Completion

	90t	(Bert Jones to Roger Carr vs. N.Y. Jets, Nov. 16, 1975)
	89t	(Bert Jones to Roger Carr at Buffalo, Nov. 9, 1975)
	89t	(John Unitas to John Mackey at Los Angeles, Oct. 30, 1966)

PUNTING

Most Punts

Game	12	(David Lee vs. Oakland, Dec. 24, 1977, AFC Playoffs)
	11	(Cotton Davidson at Chicago Bears, Oct. 10, 1954)
	11	(Joe Don Looney at San Francisco, Nov. 29, 1964)
	11	(David Lee at Miami, Nov. 11, 1973)
	11	(David Lee at New England, Oct. 19, 1975)
Season	99	(Bucky Dilts, 1979)
	98	(Rohn Stark, 1984)
	92	(David Lee, 1978)
Career	838	(David Lee, 1966-1978)
	514	(Rohn Stark, 1982-1988)
	232	(Tom Gilburg, 1961-1965)

Most Yards Punting

Season	4383	(Rohn Stark, 1984)
	4124	(Rohn Stark, 1983)
	3657	(Bucky Dilts, 1979)

Career	34019	(David Lee, 1966-1978)
	22791	(Rohn Stark, 1982-1988)
	9607	(Tom Gilburg, 1961-1965)

Highest Punting Average

Season	45.9	(Rohn Stark, 1985)
	45.6	(David Lee, 1966)
	45.3	(David Lee, 1969)
Career	44.3	(Rohn Stark, 1982-1988)
	41.1	(Tom Gilburg, 1961-1965)
	40.6	(David Lee, 1966-1978)

Longest Punt

	76	(David Lee at N.Y. Giants, Oct. 17, 1971)
--	----	---

Most Punts Blocked

Season	2	(David Lee, 1973, 1977, 1978)
	2	(Bucky Dilts, 1979)
	2	(Mike Bragg, 1980)
	2	(Rohn Stark, 1985, 87)
Career	11	(David Lee, 1966-1978)

INTERCEPTIONS

Most Interceptions

Game	3	(Bert Rechichar vs. Chicago Bears, Sept. 27, 1953)
	3	(Tom Keane at Philadelphia, Nov. 15, 1953)
	3	(Gary Glick at Washington, Nov. 26, 1961)
	3	(Jerry Logan at N.Y. Jets, Oct. 18, 1970)
	3	(Jackie Wallace at New England, Sept. 12, 1976)
	3	(Lyle Blackwood vs. N.Y. Jets, Nov. 20, 1977)
	3	(Eugene Daniel vs. Green Bay, Oct. 27, 1985)
	3	(Leonard Coleman vs. New Orleans, Oct. 12, 1986)
Season	11	(Tom Keane, 1953)
	10	(Milt Davis, 1957)
	10	(Lyle Blackwood, 1977)
	9	(Bob Boyd, 1964)
	9	(Bob Boyd, 1965)

Career	57	(Bob Boyd, 1960-1968)
	37	(Don Shinnick, 1957-1968)
	34	(Jerry Logan, 1963-1972)

Most Interception Return Yardage

Game	121	(Milt Davis at Chicago Bears, Nov. 17, 1957, 2 interceptions)
Season	219	(Milt Davis, 1957)
	199	(Andy Nelson, 1958)
	185	(Bob Boyd, 1964)
Career	994	(Bob Boyd, 1960-1968)
	518	(Rick Volk, 1967-1975)
	410	(Milt Davis, 1957-1960)

Highest Interception Return Average

Season	(Minimum 4 interceptions)	
	36.5	(Lyle Blackwood, 1978)
	31.5	(Jackie Wallace, 1975)
	25.7	(Rick Volk, 1968)
Career	(Minimum 25 interceptions)	
	17.4	(Bob Boyd, 1960-1968)
	16.7	(Rick Volk, 1967-1975)
	15.2	(Milt Davis, 1957-1960)



RECORDS

Most Interceptions Returned for Touchdowns

Season	2 (Milt Davis, 1957)	3 (Andy Nelson, 1957-1963)
	2 (Jerry Logan, 1965)	3 (Milt Davis, 1957-1960)
	2 (Jerry Logan, 1970)	
	2 (Jackie Wallace, 1975)	Longest Interception Return
	2 (Lyle Blackwood, 1978)	94t (Rick Volk at Chicago, Oct. 8, 1967)
Career	5 (Jerry Logan, 1963-72)	94t (James Burroughs at Minnesota, Dec. 12, 1982)
	4 (Bob Boyd, 1960-1968)	

KICKOFF RETURNS

Most Kickoff Returns

Game	7 (Nesby Glasgow at New England, Nov. 18, 1979)	Career	843 (Bruce Laird, 1972)
	6 (Bruce Laird vs. N.Y. Jets, Sept. 24, 1972)		3406 (Bruce Laird, 1972-79)
	6 (Nesby Glasgow vs. Kansas City, Dec. 20, 1980)		2636 (Albert Bentley, 1985-88)
	6 (Zachary Dixon at Washington, Dec. 13, 1981)		1904 (Nesby Glasgow, 1979-81)
	6 (Zachary Dixon vs. Miami, Jan. 2, 1983)	Best Kickoff Return Yardage Average	
Season	50 (Nesby Glasgow, 1979)	Season	(minimum 14 returns)
	41 (Marshall Johnson, 1978)		35.4 (Jim Duncan, 1970)
	36 (Zachary Dixon, 1981)		30.7 (Alvin Haymond, 1965)
Career	137 (Bruce Laird, 1972-1979)	Career	(minimum 30 returns)
	120 (Albert Bentley, 1985-1988)		32.5 (Jim Duncan, 1969-71)
	84 (Nesby Glasgow, 1979-1981)		27.9 (Jim Sample, 1958-60)
			27.5 (Buddy Young, 1953-55)

Most Kickoff Return Yardage

Game	202 (Lenny Lyles at San Francisco, Dec. 18, 1960)	Most Kickoff Return Touchdowns	
Season	1126 (Nesby Glasgow, 1979)	Season	2 (Lenny Lyles, 1958)
	927 (Marshall Johnson, 1978)		2 (Preston Pearson, 1968)
		Career	2 (Preston Pearson, 1967-1968)
			2 (Jim Duncan, 1969-1971)
			2 (Lenny Lyles, 1958, 1961-1969)

PUNT RETURNS

Most Punt Returns

Game	9 (Nesby Glasgow at Kansas City, Sept. 2, 1979)	11.8 (Ron Gardin, 1970)	
	8 (Howard Stevens vs. Tampa Bay, Oct. 3, 1976)	11.1 (Robbie Martin, 1985)	
Season	44 (Nesby Glasgow, 1979)	Career	(minimum 30 returns)
	41 (Alvin Haymond, 1965)		13.5 (Ron Gardin, 1970)
	40 (Alvin Haymond, 1966)		9.2 (Howard Stevens, 1975-1977)
	40 (Robbie Martin, 1985)		9.2 (Jerry Logan, 1963-1972)
Career	112 (Carl Taseff, 1953-1961)	Most Punt Returns for Touchdowns	
	109 (Howard Stevens, 1975-1977)	Season	1 (Carl Taseff, 1953)
	108 (Alvin Haymond, 1964-1967)		1 (Carl Taseff, 1956)
	84 (Rick Volk, 1967-75)		1 (Jerry Logan, 1967)
			1 (Ron Gardin, 1970)
			1 (Nesby Glasgow, 1979)
			1 (Robbie Martin, 1985)
			1 (Clarence Verdin, 1988)

Most Punt Return Yardage

Game	148 (Carl Taseff vs. Green Bay at Milwaukee, Oct. 14, 1956)	Career	2 (Carl Taseff, 1953-1962)
Season	443 (Robbie Martin, 1985)	Longest Punt Return	
	403 (Alvin Haymond, 1965)		90t (Carl Taseff vs. Green Bay at Milwaukee, Oct. 14, 1956)
	396 (Howard Stevens, 1975)		
Career	1012 (Howard Stevens, 1975-1977)	Most Fair Catches	
	911 (Alvin Haymond, 1964-1967)	Season	20 (Ron Gardin, 1970)
	826 (Carl Taseff, 1953-1961)		20 (Rick Volk, 1971)
			15 (Nesby Glasgow, 1980)
		Career	55 (Rick Volk, 1967-1975)
			26 (Nesby Glasgow, 1979-1980, 1982)
			22 (Alvin Haymond, 1964-1967)

Highest Punt Return Average

Season	(minimum 14 returns)
	12.6 (Wendell Harris, 1964)

FUMBLES

Most Fumble Recoveries

Season	6 (Barney Poole, 1953)	Longest Fumble Return
	6 (Stan White, 1973)	
		64t (Stan White vs. Buffalo, Dec. 12, 1976)
		52t (Johnnie Cooks at New England, Sept. 4, 1983)

COLTS TEAM RECORDS

GAMES WON

Most Wins in a Season	15 1968 (including post-season)	Most Consecutive Wins on the Road	Nov. 1, 1976 vs. Houston)
	13 1968 (regular season only)		8 (Sept. 22, 1968 at Atlanta to Dec. 29, 1968 at Cleveland)
Most Consecutive Wins	11 (Sept. 20, 1964 at Green Bay to Nov. 29, 1964 vs. San Francisco)	Most Consecutive Games Without Defeat	15 (Dec. 18, 1966 at San Francisco to Dec. 10, 1967 vs. New Orleans)
Most Consecutive Wins at Home	9 (Nov. 2, 1975 vs. Cleveland to		

GAMES LOST

Most Games Lost in a Season	14 (1981)	Most Consecutive Games Lost	14 (Sept. 13, 1981 vs. Buffalo to Dec. 13, 1981 at Washington)
------------------------------------	-----------	------------------------------------	--

RECORDS



Most Consecutive Games Lost at Home
9 (Sept. 22, 1974 vs. Green Bay
to Oct. 12, 1975 vs. Buffalo)

Most Consecutive Games Lost on the Road
12 (Sept. 20, 1981 at Denver to
Dec. 26, 1982 at San Diego)

TIE GAMES

Most Tie Games in a Season
2 (1967)

Most Consecutive Tie Games
2 (Oct. 15, 1967 vs. Los Angeles
to Oct. 22, 1967 at Minnesota)

SCORING

Most Points Scored
Half 45 (vs. Denver, Oct. 31, 1988)
Game 58 (vs. Buffalo, Dec. 12, 1976)
Season 428 (1964)
Most Points by Opponent
Half 37 (vs. Chicago, Nov. 25, 1962)
37 (at New England, Nov. 23, 1980)
Game 58 (at Chicago, Oct. 21, 1956)
Season 533 (1981)
Fewest Points Scored
Season 113 (1982)
131 (1954)

Fewest Points by Opponent
Season 140 (1971)

Most Points Scored, Both Teams
Game 89 (Baltimore (51) vs. Chicago (38),
Oct. 4, 1958)

Fewest Points Scored, Both Teams
Game 6 (Buffalo (6) vs. Baltimore (0),
Dec. 1, 1974)
6 (Indianapolis (6) vs. N.Y. Jets (0),
Oct. 11, 1987)

Most Shutouts
Season 3 (1968)
3 (1971)

Most Shutouts by Opponent
Season 3 (1972)

Most Consecutive Shutouts by Opponent
2 (Sept. 4, 1978 at Dallas to
Sept. 10, 1978 vs. Miami)
2 (Nov. 21, 1982 at N.Y. Jets to
Nov. 28, 1982 at Buffalo)

Most Touchdowns
Game 8 (vs. Los Angeles, Nov. 25, 1956)
8 (vs. Green Bay, Nov. 2, 1958)
Season 54 (1964)

Most Touchdowns by Opponent
Game 8 (vs. Chicago, Nov. 25, 1962)
54 (1978)

Fewest Touchdowns
Season 12 (1982)
14 (1954)

Fewest Touchdowns by Opponent
Season 16 (1968)

Most Touchdowns Rushing
Game 5 (at Buffalo, Oct. 10, 1971)
5 (vs. Buffalo, Oct. 6, 1985)
5 (vs. Denver, Oct. 31, 1988)
Season 29 (1964)

Fewest Touchdowns Rushing
Season 4 (1982)
4 (1954)

Most Touchdowns Rushing by Opponent
Game 5 (at Green Bay, Oct. 18, 1953)

5 (vs. Cleveland Nov. 1, 1959)
5 (at Green Bay, Oct. 8, 1961)
Season 21 (1978)
21 (1953)

Fewest Touchdowns Rushing by Opponent
Season 5 (1967)

Most Touchdowns Passing
Game 5 (vs. Green Bay, Nov. 2, 1958)
5 (at Dallas, Oct. 30, 1960)
5 (vs. Minnesota, Dec. 16, 1962)
5 (at Minnesota, Nov. 14, 1965)
5 (vs. Detroit, Oct. 16, 1966)
5 (at Buffalo, Oct. 4, 1987)

Season 33 (1959)

Fewest Touchdowns Passing
Season 6 (1982)

9 (1954)
9 (1974)

Most Touchdowns Passing by Opponent
Game 7 (at Minnesota, Sept. 28, 1969)
Season 37 (1981)

Fewest Touchdowns Passing by Opponent
Season 8 (1960)

Most Points After Touchdown
Game 8 (vs. Los Angeles, Nov. 25, 1956)
8 (vs. Green Bay, Nov. 2, 1958)
Season 53 (1964)

Fewest Points After Touchdown
Season 11 (1982)
12 (1954)

Most Points After Touchdown by Opponent
Game 6 (vs. Chicago, Nov. 25, 1962)
6 (at Pittsburgh, Sept. 8, 1985)
Season 53 (1978)

Most Field Goals
Game 5 (at Los Angeles, Dec. 4, 1954)
5 (vs. San Francisco, Sept. 25,
1966)
5 (at Philadelphia, Oct. 30, 1983)
5 (vs. Miami, Sept. 25, 1988)
Season 30 (1983)

Most Field Goals by Opponent
Game 5 (at Washington, Nov. 18, 1973)
Season 25 (1985)

Fewest Field Goals by Opponent
Season 5 (1971)

Greatest Margin of Victory
56 (Baltimore (56) vs. Green Bay
(0), Nov. 2, 1958)

Greatest Margin of Defeat
57 (Chicago (57) vs. Baltimore (0),
Nov. 25, 1962)

Most Consecutive Games Scoring
104 (Oct. 24, 1954 vs. Green Bay to
Nov. 18, 1962 at Green Bay)

FIRST DOWNS

Most First Downs
Game 33 (vs. N.Y. Jets, Dec. 15, 1974)
Season 327 (1980)

Most First Downs by Opponent
Game 34 (at Philadelphia, Nov. 15, 1981)
Season 406 (1981)

Fewest First Downs
Game 4 (at Miami, Nov. 11, 1973)
Season 141 (1953)

Fewest First Downs by Opponent
Game 3 (vs. San Francisco, Nov. 22,
1959)
Season 166 (1971)

Most First Downs, Both Teams
Game 57 (vs. N.Y. Jets, Dec. 15, 1974)

Fewest First Downs, Both Teams
Game 21 (at Chicago, Oct. 10, 1954)
21 (at Chicago, Nov. 16, 1958)

21 (at Miami, Nov. 11, 1973)

Most First Downs Rushing
Game 18 (at Detroit, Oct. 19, 1958)
18 (vs. Buffalo, Oct. 6, 1985)

Season 153 (1988)

Fewest First Downs Rushing
Game 0 (vs. Los Angeles, Nov. 27, 1966)
Season 62 (1954)
62 (1982)

Most First Downs Rushing by Opponent
Game 19 (vs. Miami, Oct. 29, 1972)
19 (vs. Dallas, Dec. 6, 1981)
Season 162 (1981)

Fewest First Downs Rushing by Opponent
Game 0 (vs. Chicago, Oct. 5, 1957)
0 (vs. San Francisco, Oct. 13,
1963)
0 (at Buffalo, Oct. 10, 1971)
Season 60 (1971)



RECORDS

Most First Downs Passing

Game 22 (vs. N.Y. Jets, Dec. 15, 1974)
Season 174 (1980)

Fewest First Downs Passing

Game 1 (at Cleveland, Sept. 16, 1973)
Season 79 (1973)

Most First Downs Passing by Opponent

Game 24 (at Minnesota, Sept. 28, 1969)
24 (at Miami, Sept. 15, 1985)

Season 214 (1981)

Fewest First Downs Passing by Opponent

Game 2 (at Atlanta, Nov. 12, 1967)
2 (vs. St. Louis, Sept. 17, 1972)
Season 95 (1971)

Most First Downs by Penalty

Season 32 (1979)

Most First Downs by Penalty by Opponent

Season 38 (1980)

NET YARDS

Most Net Yards Gained

Game 595 (at Atlanta, Nov. 12, 1967)
Season 5236 (1976)

Fewest Net Yards Gained

Game 69 (vs. Detroit, Nov. 6, 1954)
Season 2483 (1982)
2716 (1953)

Most Net Yards Gained by Opponent

Game 597 (at San Francisco, Dec. 13, 1953)
Season 6793 (1981)

Fewest Net Yards Gained by Opponent

Game 59 (at Buffalo, Oct. 10, 1971)
Season 2852 (1971)

RUSHING

Most Rushing Attempts

Game 60 (vs. San Francisco, Nov. 22, 1959)
Season 617 (1977)

Fewest Rushing Attempts

Game 14 (vs. Dallas, Dec. 13, 1969)
Season 293 (1982)
340 (1960)

Most Rushing Attempts by Opponent

Game 66 (vs. Dallas, Dec. 6, 1981)
Season 663 (1978)

Fewest Rushing Attempts by Opponent

Game 11 (at Buffalo, Oct. 10, 1971)
Season 335 (1959)

Most Yards Gained Rushing

Game 318 (vs. Green Bay, Oct. 28, 1956)
Season 2695 (1983)

Fewest Yards Gained Rushing

Game 19 (vs. Los Angeles, Sept. 26, 1954)
Season 1044 (1982)
1289 (1960)

Most Yards Gained Rushing by Opponent

Game 354 (vs. Dallas, Dec. 6, 1981)
Season 3010 (1978)

Fewest Yards Gained Rushing by Opponent

Game 4 (at Buffalo, Oct. 10, 1971)
Season 1113 (1971)

PASSING

Most Passes Attempted

Game 57 (at N.Y. Jets, Nov. 16, 1986)
Season 586 (1986)

Fewest Passes Attempted

Game 7 (at Los Angeles, Dec. 18, 1965)
Season 266 (1955)

Most Passes Attempted by Opponent

Game 62 (at N.Y. Jets, Oct. 18, 1970)
Season 539 (1988)

Fewest Passes Attempted by Opponent

Game 8 (at Miami, Jan. 2, 1972) (AFC Championship)
Season 281 (1953)

Most Passes Attempted, Both Teams

Game 98 (at Minnesota, Sept. 28, 1969)
Season 1096 (1986)

Fewest Passes Attempted, Both Teams

Game 28 (at Buffalo, Oct. 14, 1973)

Most Passes Completed

Game 36 (vs. N.Y. Jets, Dec. 15, 1974)
Season 313 (1979)

Fewest Passes Completed

Game 3 (at Los Angeles, Dec. 18, 1965)
3 (at Buffalo, Nov. 28, 1982)
Season 126 (1953)

Most Passes Completed by Opponent

Game 36 (at Minnesota, Sept. 28, 1969)
Season 321 (1988)

Fewest Passes Completed by Opponent

Game 3 (vs. Buffalo, Dec. 17, 1978)
Season 144 (1960)

Highest Completion Percentage

Season 59.6 (1975)

Lowest Completion Percentage

Season 39.5 (1953)

Most Yards Gained Passing

Game 451 (vs. Minnesota, Dec. 16, 1962)
Season 3615 (1986)

Fewest Yards Gained Passing

Game 1 (vs. Buffalo, Oct. 13, 1974)
Season 1257 (1953)

Most Yards Gained Passing by Opponent

Game 496 (vs. N.Y. Jets, Sept. 24, 1972)
Season 4128 (1981)

Fewest Yards Gained Passing by Opponent

Game 13 (vs. Tampa Bay, Oct. 3, 1976)
Season 1726 (1960)

Most Quarterback Sacks

Game 11 (at Los Angeles, Nov. 22, 1964)
Season 59 (1975)

INTERCEPTIONS

Most Interceptions

Game 8 (vs. N.Y. Jets, Sept. 23, 1973)
Season 30 (1978)

Fewest Interceptions

Season 8 (1975)

Most Interceptions, Both Teams

Game 9 (at Philadelphia, Nov. 15, 1953)
9 (at N.Y. Jets, Oct. 18, 1970)
9 (vs. N.Y. Jets, Sept. 23, 1973)

Most Interceptions by Opponents

Game 7 (at Los Angeles, Dec. 4, 1954)
7 (vs. Chicago, Oct. 2, 1960)
Season 40 (1959)

Fewest Interceptions by Opponents

Season 5 (1982)
8 (1975)

Most Interception Return Yardage

Game 144 (vs. Green Bay, Nov. 2, 1958) (5 interceptions)
Season 577 (1959)

Fewest Interception Return Yardage

Season 75 (1985)

Most Interception Return Yardage by Opponent

Game 162 (at Denver, Nov. 27, 1977)
Season 529 (1978)

Fewest Interceptions Return Yardage by Opponent

Season 117 (1983)
129 (1982)

Most Touchdowns by Interception

Game 3 (at Pittsburgh, Sept. 29, 1968)
Season 5 (1959)

Most Touchdowns by Interception by Opponent

Game 2 (vs. N.Y. Jets, Sept. 23, 1973)
Season 4 (1973)

Most Touchdowns by Interception, Both Teams

Game 3 (at Pittsburgh, Sept. 29, 1968)
Season 7 (1959)

Best Interception Percentage

Season 11.4 (1959)



PUNTING

Most Punts
 Game 13 (vs. Oakland, Dec. 24, 1977)
 (AFC Playoffs)
 Season 101 (1979)
Most Punts by Opponent
 Game 11 (vs. N.Y. Jets, Sept. 19, 1971)
 11 (at Kansas City, Sept. 2, 1979)
Fewest Punts
 Game 0 (vs. Cleveland, Nov. 1, 1959)
 0 (vs. Detroit, Nov. 19, 1967)
 0 (at San Diego, Nov. 7, 1976)
 Season 42 (1961)

Fewest Punts by Opponent
 Game 0 (at San Francisco, Dec. 13,
 1953)
 0 (vs. Green Bay, Nov. 6, 1960)
 Season 20 (1967)
Highest Punting Average
 Season 45.6 (1966)
Highest Punting Average by Opponent
 Season 41.6 (1983)
Most Fair Catches
 Season 34 (1971)

PUNT RETURNS

Most Punt Returns
 Season 61 (1985)
Most Punt Returns by Opponent
 Season 87 (1965)
Most Punt Return Yardage
 Season 502 (1962)
Most Punt Return Yardage by Opponent
 Season 642 (1983)

Most Touchdowns by Punt Return
 Game 1 (vs. Green Bay, Oct. 31, 1953)
 1 (at Green Bay, Oct. 14, 1956)
 1 (vs. Detroit, Nov. 19, 1967)
 1 (vs. Miami, Nov. 1, 1970)
 1 (at New England, Nov. 18, 1979)
 1 (at Cleveland, Sept. 19, 1988)
 Season 1 (vs. Miami, Nov. 17, 1985)
 1 (7 year tie)

Most Touchdowns by Punt Returns by Opponent
 Game 1 (11 game tie)
 Season 2 (1956)

KICKOFF RETURNS

Most Kickoff Returns
 Season 143 (1981)
Most Kickoff Returns by Opponent
 Season 82 (1968)
Most Kickoff Return Yardage
 Season 1,640 (1981)

Most Kickoff Return Yardage by Opponent
 Season 1,668 (1976)
Most Touchdowns by Kickoff Returns
 Game 1 (11 game tie)
 Season 2 (1958, 1968)
Most Touchdowns by Kickoff Returns by Opponent
 Game 1 (12 game tie)
 Season 2 (1977)

PENALTIES

Most Penalties
 Game 16 (at Denver, Dec. 11, 1983)
 Season 137 (1979)
Fewest Penalties
 Game 0 (at Green Bay (at Milwaukee),
 Sept. 10, 1966)
 Season 51 (1960)
Most Penalties by Opponent
 Game 17 (at Pittsburgh, Oct. 30, 1977)
 Season 118 (1988)

Most Penalty Yards
 Game 153 (at Buffalo, Sept. 18, 1983)
 Season 1239 (1979)
Fewest Penalty Yards
 Game 0 (at Green Bay (at Milwaukee),
 - Sept. 10, 1966)
 Season 433 (1982)
 483 (1973)
Most Penalty Yards by Opponent
 Game 148 (vs. Chicago, Nov. 21, 1954)
 Season 996 (1978)

FUMBLES

Most Fumbles
 Game 7 (vs. Miami, Oct. 23, 1983)
 Season 41 (1986)
Fewest Fumbles
 Season 16 (1973)
Most Fumbles by Opponent
 Game 8 (at New England, Oct. 7, 1973)
 Season 43 (1987)

Most Fumbles Lost
 Game 5 (at Detroit, Oct. 20, 1957)
 5 (at Green Bay, Sept. 29, 1963)
Fewest Fumbles Lost
 Season 8 (1988)
 8 (1967)
Most Fumbles Recovered
 Game 5 (vs. Los Angeles, Nov. 23, 1958)
 Season 27 (1953)
Fewest Fumbles Recovered, Both Teams
 Season 13 (1967)

TOP CAREER PERFORMANCES

RUSHING YARDAGE

	Yardage	Player	Attempts	Avg.	Long	TD	Seasons
1.	5487	Lydell Mitchell	1391	3.9	64t	27	1972-77
2.	5174	Lenny Moore	1069	4.8	79t	63	1956-67
3.	4646	Tom Matte	1200	3.9	80t	45	1961-72
4.	4045	Alan Ameche	964	4.2	79t	40	1955-60
5.	3876	Randy McMillan	990	3.9	42	24	1981-86
6.	3490	Curtis Dickey	800	4.4	67t	26	1980-85
7.	2670	Eric Dickerson	611	4.4	57	19	1987-88
8.	2668	Jerry Hill	706	3.8	50	22	1961, 63-70
9.	2627	Don McCauley	770	3.4	36	40	1971-81
10.	2342	Joe Washington	626	3.7	29	5	1978-80



RECORDS

PASS RECEPTIONS

No.	Player	Yardage	Avg.	Long	TD	Seasons
1.	Raymond Berry	9275	14.7	70t	68	1955-67
2.	Lenny Moore	6039	16.6	82t	48	1956-67
3.	Don McCauley	3026	9.1	44	17	1971-81
4.	John Mackey	5126	16.0	89t	38	1963-71
5.	Jimmy Orr	5859	19.3	84	50	1961-70
6.	Lydell Mitchell	2523	8.4	40t	14	1972-77
7.	Roger Carr	4690	18.5	90t	29	1974-81
8.	Tom Matte	2869	11.5	88t	12	1961-72
9.	Matt Bouza	3064	13.1	44t	17	1982-88
10.	Jim Mutscheller	3635	16.6	66t	40	1954-61
11.	Glenn Doughty	3547	16.2	66t	24	1972-79

PASSING YARDAGE

Yardage	Player	Comple- tions/ Attempts	Pct.	Int.	TD	Seasons
1.	John Unitas	2796-5110	54.7	246	387	1956-72
2.	Bert Jones	1382-2464	56.1	97	122	1973-81
3.	Mike Pagel	587-1155	50.8	47	39	1982-85
4.	Earl Morrall	363-676	53.7	40	47	1968-71
5.	Jack Trudeau	346-680	50.9	27	14	1986-88
6.	Marty Domres	293-576	50.9	31	21	1972-75
7.	Greg Landry	308-533	57.8	19	17	1979-81
8.	Gary Hogeboom	260-443	58.7	18	22	1986-88
9.	George Shaw	210-410	51.2	31	21	1955-58
10.	Bill Troup	162-316	51.3	23	10	1976-78

RECEIVING YARDAGE

Yardage	Player	Recep- tions	Avg.	Long	TD	Seasons
1.	Raymond Berry	631	14.7	70t	68	1955-67
2.	Lenny Moore	363	16.6	82t	48	1956-67
3.	Jimmy Orr	303	19.3	84	50	1961-70
4.	John Mackey	320	16.0	89t	38	1963-71
5.	Roger Carr	254	18.5	90t	29	1974-81
6.	Jim Mutscheller	219	16.6	66t	40	1954-61
7.	Glenn Doughty	219	16.2	66t	24	1972-79
8.	Matt Bouza	234	13.1	44t	17	1982-88
9.	Don McCauley	333	9.1	44	17	1971-81
10.	Ray Butler	169	17.1	74t	24	1980-85

SCORING

Points	Player	TDR	TDP	TDRt	FG	PAT	Seasons
1.	Lenny Moore	63	48	2	0	0	1956-67
2.	Lou Michaels	0	0	0	107	263	1964-69
3.	Raymond Berry	0	68	0	0	0	1955-67
4.	Toni Linhart	0	0	0	70	184	1974-79
5.	Don McCauley	40	17	1	0	0	1971-81
6.	Tom Matte	45	12	0	0	0	1961-72
7.	Steve Myhra	0	0	0	44	180	1957-61
8.	Jimmy Orr	0	50	0	0	0	1961-70
9.	Dean Biasucci	0	0	0	65	102	1984, 86-88
10.	Alan Ameche	40	4	0	0	0	1955-60

*Includes one safety

INTERCEPTIONS

No.	Player	Yardage	Avg.	Long	TD	Seasons
1.	Bob Boyd	994	17.4	74	4	1960-68
2.	Don Shinnick	255	6.9	23	0	1957-68
3.	Jerry Logan	397	11.7	38t	5	1963-72
4.	Andy Nelson	365	11.4	69	3	1957-63
5.	Rick Volk	518	16.7	94t	1	1967-75
6.	Milt Davis	410	15.2	75t	3	1957-60
7.	Stan White	348	13.9	40	2	1972-79
8.	Bert Rechichar	296	12.3	42	1	1953-59
9.	Bill Pellington	248	11.8	30t	1	1953-64
10.	Mike Curtis	227	10.8	38t	2	1965-75



TOP SEASONAL PERFORMANCES

RUSHING YARDAGE

	Yardage	Player	Attempts	Season
1.	1659	Eric Dickerson	388	1988
2.	1200	Lydell Mitchell	289	1976
3.	1193	Lydell Mitchell	289	1975
4.	1159	Lydell Mitchell	301	1977
5.	1122	Curtis Dickey	254	1983
6.	1011	Eric Dickerson	223	1987
7.	963	Lydell Mitchell	253	1973
8.	961	Alan Ameche	213	1955
9.	956	Joe Washington	240	1978
10.	909	Tom Matte	234	1969
11.	884	Joe Washington	242	1979
12.	858	Alan Ameche	178	1956
13.	858	Randy McMillan	190	1985

PASS RECEPTIONS

	Receptions	Player	Yardage	Season
1.	82	Joe Washington	750	1979
2.	75	Raymond Berry	873	1961
3.	74	Raymond Berry	1298	1960
4.	72	Lydell Mitchell	544	1974
5.	71	Matt Bouza	830	1986
6.	71	Lydell Mitchell	620	1977
7.	66	Raymond Berry	959	1959
8.	65	Bill Brooks	1131	1986
9.	63	Willie Richardson	860	1967
10.	61	Roger Carr	924	1980
11.	60	Lydell Mitchell	555	1976
12.	60	Lydell Mitchell	544	1975

RECEIVING YARDAGE

	Yardage	Player	Receptions	Season
1.	1298	Raymond Berry	74	1960
2.	1131	Bill Brooks	65	1986
3.	1112	Roger Carr	43	1976
4.	974	Jimmy Orr	55	1962
5.	959	Raymond Berry	66	1959
6.	938	Lenny Moore	50	1958
7.	936	Lenny Moore	45	1960
8.	924	Roger Carr	61	1980
9.	873	Raymond Berry	75	1961
10.	867	Jimmy Orr	40	1964
11.	867	Bill Brooks	54	1988

PASSING YARDAGE

Yardage	Player	Completions/				Season
		Attempts	Pct.	Int.	TD	
1. 3481	John Unitas	237-410	57.8	12	20	1963
2. 3428	John Unitas	255-436	58.5	16	20	1967
3. 3134	Bert Jones	248-446	55.6	21	23	1980
4. 3104	Bert Jones	207-343	60.4	9	24	1976
5. 3099	John Unitas	190-378	50.3	24	25	1960
6. 3094	Bert Jones	244-426	57.3	20	21	1981
7. 2990	John Unitas	229-420	54.5	24	16	1961
8. 2967	John Unitas	222-389	57.1	23	23	1962
9. 2932	Greg Landry	270-457	59.1	15	15	1979
10. 2909	Earl Morrall	182-317	57.4	17	26	1968



RECORDS

SCORING

	Points	Player	TD	FG	PAT	Other	Season
1.	120	Lenny Moore	20	0	0	0	1964
2.	114	Dean Biasucci	0	25	39	0	1988
3.	112	Raul Allegre	0	30	22	0	1983
4.	109	Toni Linhart	0	20	49	0	1976
5.	106	Lou Michaels	0	20	46	0	1967
6.	104	Jim Martin	0	24	32	0	1963
7.	104	Lou Michaels	0	17	53	0	1964
8.	102	Lou Michaels	0	18	48	0	1968
9.	101	Lou Michaels	0	17	48	Safety	1965
10.	98	Lou Michaels	0	21	35	0	1966

PUNTING AVERAGE

	Average	Player	No.	Yards	Long	BLK	Season
1.	45.9	Rohn Stark	78	3584	68	2	1985
2.	45.6	David Lee	49	2233	64	1	1966
3.	45.3	David Lee	57	2580	66	0	1969
4.	45.3	Rohn Stark	91	4124	68	0	1983
5.	45.2	Rohn Stark	76	3432	63	0	1986
6.	44.7	David Lee	63	2820	62	1	1970
7.	44.7	Rohn Stark	98	4383	72	0	1984
8.	44.4	Rohn Stark	46	2044	60	0	1982
9.	43.5	Rohn Stark	64	2784	65	0	1988
10.	43.0	Tom Gilburg	42	1804	61	0	1961

INTERCEPTIONS

	No.	Player	Yards	Avg.	Long	TD	Season
1.	11	Tom Keane	118	10.7	35	0	1953
2.	10	Milt Davis	219	21.9	75	2	1957
3.	10	Lyle Blackwood	163	16.3	37	0	1977
4.	9	Bob Boyd	185	20.6	47	0	1964
5.	9	Bob Boyd	78	8.7	24	1	1965
6.	8	Andy Nelson	199	24.9	69	1	1958
7.	8	Ray Brown	149	18.6	30	0	1958
8.	8	Bob Boyd	160	20.0	49	1	1968
9.	8	Charlie Stukes	95	11.9	40	0	1971
10.	8	Stan White	135	16.9	32	1	1975
11.	8	Eugene Daniel	53	6.6	29	0	1985

TOP SINGLE GAME PERFORMANCES

100-YARD RUSHING GAMES

	Yardage	Attempts	Player	Opponent	Date
1.	198	22	Norm Bulaich	New York Jets	Sept. 19, 1971
2.	196	33	Eric Dickerson	Tampa Bay Buccaneers	Dec. 27, 1987
3.	194	21	Alan Ameche	Chicago Bears	Sept. 25, 1955
4.	185	13	Lenny Moore	Green Bay Packers	Oct. 28, 1956
5.	178	26	Lydell Mitchell	Kansas City Chiefs	Nov. 30, 1975
6.	170	27	George Wonsley	Detroit Lions	Sept. 22, 1985
7.	169	30	Eric Dickerson	San Diego Chargers	Oct. 23, 1988
8.	169	31	Eric Dickerson	Miami Dolphins	Dec. 4, 1988
9.	166	36	Eric Dickerson	Buffalo Bills	Dec. 18, 1988
10.	162	20	Alan Ameche	Los Angeles Rams	Nov. 25, 1956
11.	162	25	Albert Bentley	Los Angeles Raiders	Dec. 21, 1986
12.	159	21	Eric Dickerson	Denver Broncos	Oct. 31, 1988
13.	159	25	Chuck Banks	New York Jets	Oct. 11, 1987
14.	156	40	Lydell Mitchell	New York Jets	Oct. 20, 1974
15.	154	30	Eric Dickerson	Miami Dolphins	Nov. 15, 1987
16.	153	21	Alan Ameche	Detroit Lions	Oct. 1, 1955
17.	151	33	Lydell Mitchell	Atlanta Falcons	Nov. 17, 1974
18.	146	16	Randy McMillan	New England Patriots	Sept. 6, 1981

RECORDS



19.	145	29	Albert Bentley	New York Jets	Nov. 1, 1987
20.	142	26	Alan Ameche	Chicago Bears	Nov. 16, 1958
21.	142	34	Lydell Mitchell	New England Patriots	Dec. 16, 1973
22.	142	17	Lydell Mitchell	Miami Dolphins	Oct. 9, 1977
23.	138	35	Eric Dickerson	San Diego Chargers	Nov. 8, 1987
24.	136	16	George Taliaferro	Los Angeles Rams	Nov. 22, 1953
25.	136	12	Lenny Moore	Detroit Lions	Oct. 19, 1958
26.	136	28	Lydell Mitchell	Houston Oilers	Nov. 1, 1976
27.	136	27	Eric Dickerson	Houston Oilers	Nov. 29, 1987
28.	133	22	Lydell Mitchell	New Orleans Saints	Sept. 30, 1973
29.	130	15	Curtis Dickey	Dallas Cowboys	Dec. 6, 1981
30.	126	14	Tony Lorick	Chicago Bears	Nov. 8, 1964
31.	126	20	Joe Washington	Miami Dolphins	Oct. 29, 1978
32.	126	24	Randy McMillan	Green Bay Packers	Oct. 27, 1985
33.	125	30	Eric Dickerson	Miami Dolphins	Sept. 25, 1988
34.	123	18	Curtis Dickey	New York Jets	Dec. 4, 1983
35.	122	15	Carl Taseff	Green Bay Packers	Nov. 13, 1954
36.	121	23	Curtis Dickey	St. Louis Cardinals	Sept. 16, 1984
37.	120	11	Lenny Moore	Cleveland Browns	Nov. 11, 1956
38.	120	25	Alan Ameche	San Francisco 49ers	Nov. 22, 1959
39.	120	13	Tom Matte	Los Angeles Rams	Dec. 15, 1963
40.	119	23	Lydell Mitchell	New York Giants	Dec. 7, 1975
41.	118	9	Lenny Moore	Los Angeles Rams	Oct. 16, 1960
42.	118	29	Eric Dickerson	New England Patriots	Oct. 2, 1988
43.	117	19	John Huzvar	Detroit Lions	Nov. 7, 1953
44.	117	22	Alan Ameche	Green Bay Packers	Oct. 29, 1955
45.	117	21	Tom Matte	Washington Redskins	Nov. 2, 1969
46.	117	27	Eric Dickerson	New England Patriots	Nov. 22, 1987
47.	117	22	Eric Dickerson	Cleveland Browns	Sept. 19, 1988
48.	116	11	Tom Matte	New York Jets**	Jan. 12, 1969
49.	116	25	Norm Bulaich	Cincinnati Bengals***	Dec. 26, 1971
50.	115	12	Curtis Dickey	Denver Broncos	Sept. 20, 1981
51.	115	27	Lydell Mitchell	Dallas Cowboys	Sept. 26, 1976
52.	115	23	Eric Dickerson	San Diego Chargers	Dec. 20, 1987
53.	114	8	Lenny Moore	San Francisco 49ers	Nov. 30, 1958
54.	114	32	Lydell Mitchell	Seattle Seahawks	Sept. 18, 1977
55.	114	16	Randy McMillan	Buffalo Bills	Sept. 30, 1984
56.	112	26	Don McCauley	New York Jets	Oct. 22, 1972
57.	112	27	Lydell Mitchell	Buffalo Bills	Nov. 9, 1975
58.	112	20	Randy McMillan	Buffalo Bills	Oct. 6, 1985
59.	111	29	Lydell Mitchell	Washington Redskins	Nov. 7, 1977
60.	110	17	Tom Matte	Detroit Lions	Nov. 19, 1967
61.	110	23	Curtis Dickey	Houston Oilers	Dec. 18, 1983
62.	109	20	Don McCauley	New Orleans Saints	Sept. 30, 1973
63.	109	19	Randy McMillan	Philadelphia Eagles	Oct. 30, 1983
64.	109	24	Eric Dickerson	Houston Oilers	Sept. 4, 1988
65.	108	18	Alan Ameche	Cleveland Browns	Nov. 11, 1956
66.	108	15	Norm Bulaich	New York Giants	Oct. 17, 1971
67.	108	13	Randy McMillan	Tampa Bay Buccaneers	Dec. 15, 1985
68.	107	19	Lydell Mitchell	Buffalo Bills	Oct. 12, 1975
69.	106	22	Joe Washington	Cincinnati Bengals	Nov. 4, 1979
70.	106	26	Lydell Mitchell	Miami Dolphins	Nov. 23, 1975
71.	106	27	Lydell Mitchell	Cincinnati Bengals	Sept. 19, 1976
72.	104	35	Lydell Mitchell	Miami Dolphins	Dec. 9, 1973
73.	102	16	Curtis Dickey	New England Patriots	Nov. 23, 1980
74.	100	17	Albert Bentley	Buffalo Bills	Oct. 6, 1985

*NFL Record **Super Bowl III ***AFC Playoff

Career 100-Yard Games—Mitchell, 16; Dickerson, 14; Ameche, 7; Dickey, 6; McMillan, 6; Moore, 5; Matte, 4; Bentley, 3; Bulaich, 3; McCauley, 2; Washington, 2; Banks, 1; Huzvar, 1; Lorick, 1; Taseff, 1; Taliaferro, 1; Wonsley, 1

RECEIVING YARDAGE

	Yardage	Receptions	Player	Opponent	Date
1.	224	12	Raymond Berry	Washington Redskins	Nov. 10, 1957
2.	210	5	Roger Carr	New York Jets	Oct. 2, 1976
3.	198	6	Roger Carr	Cincinnati Bengals	Sept. 19, 1976
4.	195	4	Raymond Berry	Dallas Cowboys	Oct. 30, 1960
5.	190	11	Ed Hinton	Kansas City Chiefs	Sept. 28, 1970



RECORDS

6.	187	6	Roger Carr	New England Patriots	Sept. 18, 1978
7.	186	11	Raymond Berry	Detroit Lions	Oct. 23, 1960
8.	184	11	Willie Richardson	Philadelphia Eagles	Sept. 24, 1967
9.	181	6	Lenny Moore	New York Giants	Nov. 9, 1958
10.	180	6	Lenny Moore	San Francisco 49ers	Dec. 8, 1957

Career 100-Yard Games—Berry, 23; Moore, 19; Orr, 18; Carr, 10; Mackey, 7; Doughty, 6; Mutscheller, 6; W. Richardson, 5; Brooks, 5; Chester, 3; Hinton, 3; Mitchell, 2; Washington, 2; Bouza, 1; Butler, 1; Capers, 1; Henry, 1; Murray, 1; Porter, 1.

PASSING YARDAGE

	Yardage	Comple- tions/ Attempts	Player	Opponent	Date
1.	401	22-32	John Unitas	Atlanta Falcons	Sept. 17, 1967
2.	397	23-41	John Unitas	Cleveland Browns	Nov. 1, 1959
3.	385	19-34	John Unitas	Minnesota Vikings	Dec. 16, 1962
4.	385	36-53	Bert Jones	New York Jets	Dec. 15, 1974
5.	376	17-24	John Unitas	Detroit Lions	Nov. 10, 1963
6.	376	33-44	John Unitas	New York Jets	Sept. 24, 1972
7.	370	17-20	John Unitas	Atlanta Falcons	Nov. 12, 1967
8.	367	25-36	John Unitas	Washington Redskins	Dec. 8, 1962
9.	359	27-57	Jack Trudeau	New York Jets	Nov. 16, 1986
10.	357	20-27	Bert Jones	Miami Dolphins	Sept. 27, 1981
11.	357	22-40	John Unitas	Detroit Lions	Dec. 4, 1960

Career 300-Yard Games—Unitas, 27; Jones, 8; Morrall, 2; Trudeau, 2; Hogeboom, 1; Landry, 1.

PASS RECEPTIONS

	Recep- tions	Yardage	Player	Opponent	Date
1.	13	130	Joe Washington	Kansas City Chiefs	Sept. 2, 1979
2.	13	82	Lydell Mitchell	New York Jets	Dec. 15, 1974
3.	12	224	Raymond Berry	Washington Redskins	Nov. 10, 1957
4.	12	178	Raymond Berry	New York Giants*	Dec. 28, 1958
5.	12	64	Lydell Mitchell	New York Jets	Nov. 28, 1976
6.	11	156	Raymond Berry	Cleveland Browns	Nov. 1, 1959
7.	11	186	Raymond Berry	Detroit Lions	Oct. 23, 1960
8.	11	184	Willie Richardson	Philadelphia Eagles	Sept. 24, 1967
9.	11	190	Eddie Hinton	Kansas City Chiefs	Sept. 28, 1970
10.	11	90	Lydell Mitchell	Denver Broncos	Nov. 10, 1974
11.	11	112	Don McCauley	Denver Broncos	Nov. 27, 1977
12.	11	88	Curtis Dickey	Cincinnati Bengals	Oct. 11, 1981
13.	11	68	Randy McMillan	New York Jets	Nov. 8, 1981

*NFL Championship

Career Games 10 Receptions or More—Berry, 9; Mitchell, 3; McCauley, 3; Washington, 3; Hinton, 1; Richardson, 1; Dickey, 1; McMillan, 1.

THE FAMILY TREE

Franchise

Years	Club Name	Home Field
1944-48	Bost Yanks (Founded by Kate Smith and Ted Collins)	Fenway Park
1949	New York Bulldogs	Polo Grounds
1950-51	New York Yanks	Yankee Stadium
1952	Dallas Texans	Cotton Bowl
1953-83	Baltimore Colts	Memorial Stadium
1984-	Indianapolis Colts	Hoosier Dome



YEAR-BY-YEAR LEADERS

SCORING		TD	PAT	FG	TP
1953	Bert Rechichar	3	0-0	5-12	33
1954	Gary Kerkorian	1	11-12	5-10	32
1955	Bert Rechichar	0	25-26	10-24	55
1956	Lenny Moore	9	0-0	0-0	54
1957	Lenny Moore	11	0-0	0-0	66
1958	Lenny Moore	14	0-0	0-0	84
1959	Raymond Berry	14	0-0	0-0	84
1960	Lenny Moore	13	0-0	0-0	78
1961	Steve Myhra	0	33-34	21-39	96
1962	Dick Bielski	2	25-28	11-25	70
1963	Jim Martin	0	32-35	24-39	104
1964	Lenny Moore	20	0-0	0-0	120
1965	Lou Michaels	0	48-48	17-28	99
1966	Lou Michaels	0	35-36	21-39	98
1967	Lou Michaels	0	46-48	20-37	106
1968	Lou Michaels	0	48-50	18-28	102
1969	Tom Matte	13	0-0	0-0	78
1970	Jim O'Brien	0	36-38	19-34	93
1971	Jim O'Brien	0	35-36	20-29	95
1972	Jim O'Brien	2	24-24	13-31	75
1973	George Hunt	0	22-24	16-28	70
1974	Toni Linhart	0	22-22	12-20	58
1975	Lydell Mitchell	15	0-0	0-0	90
1976	Toni Linhart	0	49-51	20-27	109
1977	Toni Linhart	0	32-35	17-26	83
1978	Toni Linhart	0	27-31	8-17	51
1979	Steve Mike-Mayer	0	28-29	11-20	61
1980	Steve Mike-Mayer	0	43-46	12-23	79
1981	Curtis Dickey	10	0-0	0-0	60
1982	Mike Wood	0	6-6	6-10	24
1983	Raul Allegre	0	22-24	30-35	112
1984	Raul Allegre	0	14-14	11-18	47
1985	Raul Allegre	0	36-39	16-26	84
1986	Dean Biasucci	0	26-27	13-25	65
1987	Dean Biasucci	0	24-24	24-27	96
1988	Dean Biasucci	0	39-40	25-32	114

RUSHING		Yards	Attempts	Avg.	Long	TD
1953	John Huzvar	515	119	4.3	36	4
1954	Buddy Young	311	70	4.4	57	2
1955	Alan Ameche	961	213	4.5	79	9
1956	Alan Ameche	858	178	4.8	43	8
1957	Alan Ameche	493	144	3.4	49	5
1958	Alan Ameche	791	171	4.6	22	8
1959	Alan Ameche	679	178	3.8	26	7
1960	Lenny Moore	374	91	4.1	57	4
1961	Joe Perry	675	168	4.0	27	3
1962	Lenny Moore	470	106	4.4	25	2
1963	Tom Matte	541	133	4.1	31	4
1964	Lenny Moore	584	157	3.7	32	16
1965	Jerry Hill	516	147	3.5	20	5
1966	Tony Lorick	524	143	3.7	41	3
1967	Tom Matte	636	147	4.3	30	9
1968	Tom Matte	662	183	3.6	23	9
1969	Tom Matte	909	235	3.9	26	11
1970	Norm Bulaich	426	139	3.0	15	3
1971	Norm Bulaich	741	152	4.9	67	8
1972	Don McCauley	675	178	3.8	36	2
1973	Lydell Mitchell	963	253	3.8	36	2
1974	Lydell Mitchell	757	214	3.5	31	5
1975	Lydell Mitchell	1193	289	4.1	70	11
1976	Lydell Mitchell	1200	289	4.2	43	5
1977	Lydell Mitchell	1159	301	3.9	64	3
1978	Joe Washington	956	240	4.0	29	0
1979	Joe Washington	884	242	3.6	26	4
1980	Curtis Dickey	800	176	4.5	51t	11
1981	Curtis Dickey	779	164	4.8	67t	7
1982	Randy McMillan	305	101	3.0	13	1
1983	Curtis Dickey	1122	254	4.4	56	4
1984	Randy McMillan	705	163	4.3	31	5
1985	Randy McMillan	858	190	4.5	38	7
1986	Randy McMillan	609	189	3.2	28	3
1987	Eric Dickerson	1011	223	4.5	53	5
1988	Eric Dickerson	1659	388	4.3	41t	14



RECORDS

PASSING		Attempts	Comple- tions	Pct.	Yards	TD	Int
1953	Fred Enke	169	71	42.0	1054	8	15
1954	Gary Kerkorian	217	117	53.9	1515	9	12
1955	George Shaw	237	119	50.2	1586	10	19
1956	John Unitas	198	110	55.6	1498	9	10
1957	John Unitas	301	172	57.1	2550	24	17
1958	John Unitas	263	136	51.7	2007	19	7
1959	John Unitas	367	193	52.6	2899	32	14
1960	John Unitas	378	190	50.3	3099	25	24
1961	John Unitas	420	229	54.5	2990	16	24
1962	John Unitas	389	222	57.1	2967	23	23
1963	John Unitas	410	237	57.8	3481	20	12
1964	John Unitas	305	158	51.8	2824	19	6
1965	John Unitas	282	164	58.2	2530	23	12
1966	John Unitas	348	195	56.0	2748	22	24
1967	John Unitas	436	255	58.5	3428	20	16
1968	Earl Morrall	317	182	57.4	2909	26	17
1969	John Unitas	327	178	54.4	2342	12	20
1970	John Unitas	321	166	51.7	2213	14	18
1971	John Unitas	176	92	52.3	942	3	9
1972	Marty Domres	222	115	51.8	1392	11	6
1973	Marty Domres	191	93	48.7	1153	9	13
1974	Bert Jones	270	143	53.0	1610	8	12
1975	Bert Jones	344	203	59.0	2483	18	8
1976	Bert Jones	343	207	60.4	3104	24	9
1977	Bert Jones	393	224	57.0	2686	17	11
1978	Bill Troup	296	154	52.0	1882	10	21
1979	Greg Landry	457	270	59.1	2932	15	15
1980	Bert Jones	446	248	55.6	3134	23	21
1981	Bert Jones	426	244	57.3	3094	21	20
1982	Mike Pagel	221	111	50.2	1281	5	7
1983	Mike Pagel	328	163	49.7	2353	12	17
1984	Mike Pagel	212	114	53.8	1426	8	8
1985	Mike Pagel	394	199	50.5	2414	14	15
1986	Jack Trudeau	417	204	48.9	2225	8	18
1987	Jack Trudeau	229	128	55.9	1587	6	6
1988	Chris Chandler	233	129	55.4	1619	8	12

PASS RECEPTIONS		No.	Yards	Avg.	Long	TD
1953	Dan Edwards	35	312	8.9	32	3
1954	Dan Edwards	40	531	13.3	42	1
1955	Jim Mutscheller	33	518	15.7	48	7
1956	Jim Mutscheller	44	715	16.3	53	6
1957	Raymond Berry	47	800	17.0	67	6
1958	Raymond Berry	56	794	14.2	54	9
1959	Raymond Berry	66	959	14.5	55	14
1960	Raymond Berry	74	1298	17.5	70	10
1961	Raymond Berry	75	837	11.6	44	0
1962	Jimmy Orr	55	974	17.7	80	11
1963	Tom Matte	48	466	9.7	49	1
1964	Raymond Berry	43	663	15.4	46	6
1965	Raymond Berry	58	739	12.7	40	7
1966	Raymond Berry	56	786	14.0	40	7
1967	Willie Richardson	63	860	13.7	31	8
1968	John Mackey	45	644	14.3	45	5
1969	Willie Richardson	43	646	15.0	39	3
1970	Eddie Hinton	47	733	15.3	40	5
1971	Tom Mitchell	33	402	12.2	35	0
1972	Tom Mitchell	40	494	12.3	34	4
1973	Glenn Doughty	26	584	22.5	66	4
1974	Lydell Mitchell	72	544	7.6	24	2
1975	Lydell Mitchell	60	544	9.1	35	4
1976	Lydell Mitchell	60	555	9.3	40	3
1977	Lydell Mitchell	71	620	8.7	38	4
1978	Joe Washington	45	377	8.4	33	1
1979	Joe Washington	82	750	9.1	43t	3
1980	Roger Carr	61	924	15.1	43	5
1981	Randy McMillan	50	466	9.3	31	1
1982	Matt Bouza	22	287	13.0	34	2
1983	Bernard Henry	30	416	13.9	40t	4
1984	Ray Butler	43	664	15.4	74t	6
1985	Pat Beach	36	376	10.4	30	6
1986	Matt Bouza	71	830	11.7	33	5
1987	Bill Brooks	51	722	14.2	52t	3
1988	Bill Brooks	54	867	16.1	53t	3

RECORDS



KICKOFF RETURNS

	No.	Yards	Avg.	Long	TD
1953 Larry Coutre	12	318	26.5	78	0
1954 Buddy Young	13	308	23.7	30	0
1955 Bob White	14	400	28.6	54	0
1956 Billy Vessels	16	379	23.7	42	0
1957 Jack Call	14	329	23.5	45	0
1958 Lenny Lyles	11	398	36.2	103t	2
1959 Johnny Sample	17	457	26.9	80	0
1960 Johnny Sample	18	519	28.8	94	1
1961 Lenny Lyles	28	672	24.0	64	0
1962 Bake Turner	20	504	25.2	37	0
1963 Tom Matte	16	331	20.7	34	0
1964 Tony Lorick	13	385	29.6	71	0
1965 Alvin Haymond	20	614	30.7	53	0
1966 Lenny Moore	18	453	25.2	54	0
1967 Lenny Moore	16	392	24.4	37	0
1968 Preston Pearson	15	527	30.4	102t	2
1969 Jim Duncan	19	560	29.5	92	1
1970 Jim Duncan	20	707	35.4	99	1
1971 Charlie Pittman	14	330	23.6	37	0
1972 Bruce Laird	29	843	29.1	73	0
1973 Cotton Speyrer	17	496	29.1	101t	1
1974 Bruce Laird	19	499	26.3	55	0
1975 Bruce Laird	31	799	25.8	65	0
1976 Howard Stevens	30	710	23.7	83	0
1977 Bruce Laird	24	541	22.5	35	0
1978 Marshall Johnson	41	927	22.6	57	0
1979 Nesby Glasgow	50	1126	22.5	58	0
1980 Nesby Glasgow	33	743	22.5	44	0
1981 Zachary Dixon	36	737	20.5	46	0
1982 Larry Anderson	27	517	19.1	33	0
1983 Kendall Williams	20	490	24.5	90	0
1984 Phil Smith	32	651	20.3	96t	1
1985 Albert Bentley	27	674	25.0	48	0
1986 Albert Bentley	32	687	21.5	37	0
1987 Albert Bentley	22	500	22.7	45	0
1988 Albert Bentley	39	775	19.9	40	0

PUNT RETURNS

	No.	Yards	Avg.	Long	TD	FC
1953 George Taliaferro	10	31	3.1	7	0	
1954 Buddy Young	14	60	4.3	16	0	0
1955 Bert Rechichar	30	121	4.0	24	0	0
1956 Carl Taseff	27	233	8.6	90	1	
1957 Bert Rechichar	22	71	3.2	22	0	0
1958 Carl Taseff	29	196	6.8	33	0	0
1959 Carl Taseff	15	104	6.9	25	0	0
1960 Johnny Sample	14	101	7.2	26	0	0
1961 Bob Boyd	18	173	9.6	46	0	0
1962 Bake Turner	9	94	10.4	43	0	0
1963 Jerry Logan	28	279	10.0	38	0	0
1964 Wendell Harris	17	214	12.6	39	0	5
1965 Alvin Haymond	41	403	9.8	55	0	9
1966 Alvin Haymond	40	347	8.7	64	0	8
1967 Alvin Haymond	26	155	6.0	31	0	4
1968 Rick Volk	25	198	7.9	24	0	7
1969 Rick Volk	10	58	5.8	14	0	6
1970 Ron Gardin	28	330	11.8	80	1	20
1971 Rick Volk	22	118	5.4	18	0	20
1972 Bruce Laird	34	303	8.9	42	0	11
1973 Bruce Laird	15	72	4.8	13	0	6
1974 Tim Berra	16	114	7.1	14	0	2
1975 Howard Stevens	36	396	11.0	53	0	8
1976 Howard Stevens	39	315	7.9	44	0	9
1977 Howard Stevens	34	301	8.9	24	0	6
1978 Marshall Johnson	25	143	5.7	17	0	10
1979 Nesby Glasgow	44	352	8.0	75t	1	11
1980 Nesby Glasgow	23	187	8.1	20	0	15
1981 David Shula	10	50	5.0	11	0	7
1982 Larry Anderson	8	54	6.8	28	0	4
1983 Larry Anderson	20	138	6.9	20	0	4
1984 Larry Anderson	27	182	6.7	19	0	7
1985 Robbie Martin	40	443	11.1	70t	1	7
1986 Bill Brooks	18	141	7.8	18	0	7
1987 Bill Brooks	22	136	6.2	17	0	9
1988 Clarence Verdin	22	239	10.9	73t	1	7



RECORDS

INTERCEPTIONS

	No.	Yards	Avg.	Long	TD
1953 Tom Keane	11	118	10.7	35	0
1954 Don Shula	5	84	16.8	25	0
Tom Keane	5	22	4.4	7	0
1955 Bert Rechichar	6	109	18.2	40	0
1956 Bert Rechichar	4	63	15.8	42	0
1957 Milt Davis	10	219	21.9	75	2
1958 Andy Nelson	8	199	24.9	69	1
Ray Brown	8	149	18.6	30	0
1959 Milt Davis	7	119	17.0	57	1
Don Shinnick	7	70	10.0	23	0
1960 Bob Boyd	7	132	18.9	74	0
1961 Gary Glick	4	18	4.5	10	0
1962 Bob Boyd	7	163	23.3	38	0
1963 Jim Welch	4	49	12.3	15	0
1964 Bob Boyd	9	185	20.6	47	0
1965 Bob Boyd	9	78	8.7	24	1
1966 Bob Boyd	6	114	19.0	37	1
1967 Bob Boyd	6	145	24.2	41	1
Rick Volk	6	145	24.2	94	1
1968 Bob Boyd	8	160	20.0	49	1
1969 Rick Volk	4	36	9.0	23	0
1970 Jerry Logan	6	92	15.3	33	2
1971 Charlie Stukes	8	95	11.9	40	0
1972 Charlie Stukes	5	23	4.6	11	0
1973 Stan White	4	40	10.0	22	1
1974 Mike Curtis	3	24	8.0	11	0
1975 Stan White	8*	135	16.9	32	1
1976 Jackie Wallace	5	105	21.0	41	0
1977 Lyle Blackwood	10	163	16.3	37	0
1978 Norm Thompson	6	52	8.7	31	0
1979 Sanders Shiver	4	85	21.2	52	0
Lyle Blackwood	4	63	15.8	27	0
Larry Braziel	4	49	12.2	31t	1
1980 Bruce Laird	5	71	14.2	18	0
1981 Bruce Laird	3	59	19.7	24	0
Larry Braziel	3	35	11.7	27	0
1982 Kim Anderson	2	25	12.5	25	0
1983 Derrick Hatchett	4	36	9.0	25	0
1984 Eugene Daniel	6	25	4.2	18	0
1985 Eugene Daniel	8	53	6.6	29	0
1986 Leonard Coleman	4	36	9.0	31	0
1987 Mike Prior	6	57	9.5	38	0
1988 Willie Tullis	4	36	9.0	20	0

*NFL Record (Linebackers)

PUNTING

	No.	Yards	Avg.	Long	Blk
1953 George Taliaferro	65	2437	37.5	61	0
1954 Cotton Davidson	72	2678	37.2	55	1
1955 Monte Brethauer	55	2161	39.3	56	0
1956 Bert Rechichar	33	1277	38.7	56	0
1957 Cotton Davidson	47	1663	35.4	56	0
1958 Ray Brown	41	1635	39.9	60	0
1959 Dave Sherer	51	2132	41.8	60	0
1960 Ray Brown	52	2001	38.5	55	0
1961 Tom Gilburg	42	1804	43.0	61	0
1962 Tom Gilburg	57	2384	41.8	62	0
1963 Tom Gilburg	52	2173	41.8	64	0
1964 Joe Don Looney	32	1358	42.4	64	0
1965 Tom Gilburg	54	2139	39.6	66	0
1966 David Lee	49	2233	45.6	64	1
1967 David Lee	49	2079	42.4	68	0
1968 David Lee	49	1833	39.4	59	1
1969 David Lee	57	2580	45.3	66	0
1970 David Lee	63	2820	44.7	62	1
1971 David Lee	62	2542	41.0	76	0
1972 David Lee	57	2400	42.1	60	1
1973 David Lee	62	2398	38.7	60	2
1974 David Lee	71	2634	37.1	58	1
1975 David Lee	86	3402	39.6	62	1
1976 David Lee	59	2342	39.7	56	0
1977 David Lee	82	3142	38.3	59	2
1978 David Lee	92	3513	38.2	67	2
1979 Bucky Dilts	99	3657	36.9	53	2
1980 Mike Bragg	82	3203	39.1	59	2
1981 Mike Garrett	78	3071	39.4	57	0

RECORDS



1982	Rohn Stark	.46	2044	44.4	60	0
1983	Rohn Stark	.93	4124	45.3*	68	0
1984	Rohn Stark	.98	4383	44.7	68	0
1985	Rohn Stark	.78	3584	45.9*	68	2
1986	Rohn Stark	.76	3432	45.2*	63	0
1987	Rohn Stark	.61	2440	40.0	63	2
1988	Rohn Stark	.64	2784	43.5	65	0

*Led NFL

TOP INDIVIDUAL GAME PERFORMANCES AGAINST THE COLTS

MOST YARDS RUSHING

205, Dan Towler vs. Los Angeles, Nov. 22, 1953.

LONGEST RUN FROM SCRIMMAGE

81, Rick Casares at Chicago Bears, Oct. 16, 1955.

MOST PASS ATTEMPTS

62, Joe Namath at N.Y. Jets, Oct. 18, 1970.

MOST PASS COMPLETIONS

34, Joe Namath at N.Y. Jets, Oct. 18, 1970.

HIGHEST PASS COMPLETION PERCENTAGE

86.2, Ken Stabler vs. Oakland, Oct. 28, 1973.

MOST PASSING YARDAGE (GROSS)

496, Joe Namath vs. N.Y. Jets, Sept. 24, 1972.

LONGEST PASS PLAY

99t, Karl Sweetan to Pat Studstill vs. Detroit, Oct. 16, 1966.

MOST TOUCHDOWN PASSES

7, Joe Kapp at Minnesota, Sept. 28, 1969.

MOST PASS RECEPTIONS

13, Al Toon vs. N.Y. Jets, Nov. 6, 1988.

MOST PASS RECEIVING YARDAGE

231, Dave Parks vs. San Francisco, Oct. 3, 1965.

MOST TOUCHDOWNS SCORED

5, Jim Brown vs. Cleveland, Nov. 1, 1959.

5, Paul Hornung vs. Green Bay, Dec. 12, 1965.

MOST TOUCHDOWN PASS RECEPTIONS

3 (14 times) most recently

Jerry Rice at San Francisco, 10/5/86.

Wesley Walker at New York Jets, 11/16/86.

MOST POINTS SCORED

33, Paul Hornung at Green Bay, Oct. 8, 1961 (4 TD, 6 PAT, 1 FG).

MOST FIELD GOALS

5, Curt Knight at Washington, Nov. 18, 1973.

LONGEST FIELD GOAL

52, Chester Marcol vs. Green Bay, Sept. 22, 1974.

52, John Leyboldt at Buffalo, Oct. 14, 1973.

52, Jim Martin at Detroit, Oct. 23, 1960.

MOST PASS INTERCEPTIONS

3, Rich Sowell vs. N.Y. Jets, Sept. 23, 1973.

3, Jim Kerr at Washington, Nov. 26, 1961.

3, Jim Butler vs. Pittsburgh, Nov. 3, 1957.

3, Jack Christiansen at Detroit, Nov. 7, 1953.

LONGEST INTERCEPTION RETURN

87, Dave Robinson vs. Green Bay, Dec. 12, 1965.

LONGEST KICKOFF RETURN

103, Tom Wilson vs. Los Angeles, Nov. 25, 1956.

103, Herb Adderley at Green Bay, Nov. 18, 1962.

LONGEST PUNT RETURN

80, Stanley Morgan at New England, Nov. 18, 1979.



RECORDS

THE LONGEST IN COLTS HISTORY

RUNNING PLAYS

1. 80t, Tom Matte vs. St. Louis, Oct. 12, 1964.
2. 79t, Alan Ameche vs. Chicago Bears, Sept. 25, 1955.
3. 79t, Lenny Moore vs. Green Bay, Oct. 28, 1956.
4. 73t, Lenny Moore vs. San Francisco, Nov. 30, 1958.
5. 72t, Lenny Moore vs. Green Bay, Oct. 28, 1956.
6. 70t, Albert Bentley at Los Angeles Raiders, Dec. 21, 1986.
7. 70t, Lenny Moore at Cleveland, Nov. 11, 1956.
8. 70t, Lydell Mitchell vs. Kansas City, Nov. 30, 1975.
9. 69t, Ron Lee vs. Houston, Nov. 1, 1976.
10. 67t, Norm Bulaich vs. N.Y. Jets, Sept. 19, 1971.
11. 67t, Curtis Dickey vs. Dallas, Dec. 6, 1981.
12. 67, Owen Gill vs. Houston, Dec. 22, 1985.

PASSING PLAYS

1. 90t, Roger Carr from Bert Jones vs. N.Y. Jets, Nov. 16, 1975.
2. 89t, John Mackey from John Unitas at Los Angeles, Oct. 30, 1966.
3. 89t, Roger Carr from Bert Jones at Buffalo, Nov. 9, 1975.
4. 88t, Tom Matte from John Unitas vs. Atlanta, Sept. 17, 1967.
5. 84t, Bill Brooks from Jack Trudeau at San Francisco, Oct. 5, 1986.
6. 84, Jimmy Orr from Earl Morrall at Atlanta, Sept. 22, 1968.
7. 82t, Buddy Young from George Shaw vs. Green Bay at Milw., Oct. 8, 1955.
8. 82t, Lenny Moore from John Unitas at San Francisco, Dec. 8, 1957.
9. 80t, Lenny Moore from John Unitas vs. Detroit, Dec. 4, 1960.
10. 80t, Jimmy Orr from John Unitas at Chicago, Oct. 21, 1962.
11. 80t, Lenny Moore from John Unitas vs. Minnesota, Dec. 16, 1962.
12. 80t, Wayne Capers from Mike Pagel vs. Miami, Nov. 17, 1985.

COLTS LASTS

PUNT RETURNED FOR TD

Clarence Verdin at Cleveland, 73 yards, 9/19/88

KICKOFF RETURNED FOR TD

Phil Smith vs. St. Louis, 96 yards, 9/16/84

INTERCEPTION RETURNED FOR TD

Eugene Daniel vs. Tampa Bay, 41 yards, 10/16/88

FUMBLE RETURNED FOR TD

Donnell Thompson vs. New England, 28 yards, 10/25/87

PUNT BLOCKED RETURNED FOR TD

Eugene Daniel at Atlanta, 13 yards, 12/7/86

SHUTOUT SCORED

Indianapolis 16, San Diego 0, 10/23/88

SAFETY

Jeff Leiding at Buffalo, 10/4/87

400 YARDS PASSING

John Unitas vs. Atlanta, 401 yards, 9/17/67

300 YARDS PASSING

Gary Hogeboom vs. Buffalo, 318 yards, 12/14/86

100 YARDS RUSHING

Eric Dickerson vs. Buffalo, 166 yards, 12/18/88

100 YARDS RECEIVING

Bill Brooks vs. Denver, 108 yards, 10/31/88

3 TD RECEPTIONS IN GAME

Roger Carr vs. Cincinnati, (68, 22, 65 yards), 9/19/76

4 TD RUSHING IN GAME

Eric Dickerson vs. Denver, (1, 11, 12, 41), 10/31/88

SCORE BY RUSH AND RECEPTION IN GAME

Eric Dickerson at NY Jets, (9r, 50p), 12/10/88

4 TD PASSING

Bert Jones vs. Miami (Doughty 3, 5; Chester 19; McCauley 34 yards), 10/9/77

4 TD RUSHING AND RECEIVING

Lydell Mitchell vs. Buffalo, (6r, 11r, 25p, 23p), 10/12/75



COLTS PRESEASON RESULTS

PRESEASON SERIES RECORDS

Won 101, Lost 79, Tied 4

	Won	Lost	Tied	First Meeting
Atlanta Falcons	1	6	0	1973
Buffalo Bills	1	0	0	1969
Chicago Bears	4	4	1	1957
Cincinnati Bengals	0	1	0	1985
Cleveland Browns	4	2	0	1953
College All-Stars	3	0	0	1959
Dallas Cowboys	5	3	0	1960
Denver Broncos	4	4	0	1970
Detroit Lions	10	5	1	1964
Green Bay Packers	2	1	0	1980
Houston Oilers	5	1	0	1969
Kansas City Chiefs	2	1	0	1970
Los Angeles Raiders	3	2	0	1968
Miami Dolphins	2	2	0	1968
Minnesota Vikings	3	4	0	1961
New England Patriots	1	0	0	1967
New Orleans Saints	1	3	0	1975
New York Giants	7	5	0	1953
Philadelphia Eagles	9	7	0	1953
Pittsburgh Steelers	9	9	0	1953
St. Louis Cardinals	6	5	1	1953
San Diego Chargers	1	0	0	1969
Seattle Seahawks	1	2	0	1981
Tampa Bay Buccaneers	2	2	0	1977
Washington Redskins	15	10	1	1953
1953: Won 3, Lost 3				
8/15 Phil. at Norfolk		7-10		
8/22 Chi. Card. at Lubbock		10-7		
8/26 Pitt. at Rochester		13-6		
9/7 Cleve. at Akron		21-23		
9/12 NYG at St. Louis		7-10		
9/20 Wash. at Balt.		9-3		
1954: Won 4, Lost 1				
8/14 Phil. at Hershey		10-0		
8/22 Pitt. at Pitt.		27-21		
9/10 Pitt. at Tulsa		16-21		
9/15 Chi. Card. at Chi.		20-2		
9/18 Wash. at Balt.		49-14		
1955: Won 2, Lost 2, Tied 1				
8/31 Phil. at Hershey		6-21		
Fort. Bel. at Westminster		61-0		
8/30 Wash. at Balt.		28-28		
9/6 NYG at Minn.		14-17		
9/18 Pitt. at Buffalo		44-17		
1956: Won 3, Lost 2				
8/11 Phil. at Hershey		24-13		
8/20 NYG at Boston		10-28		
8/25 Pitt. at Cincinnati		37-16		
9/9 Phil. at Louisville		14-19		
9/16 Wash. at Balt.		21-13		
1957: Won 2, Lost 2, Tied 1				
8/17 Phil. at Hershey		17-10		
8/24 Chi. Bears at Cincinnati		27-24		
9/8 Wash. at Balt.		14-24		
9/15 Chi. Card. at Louisville		27-9		
9/21 Chi. Card. at St. Louis		21-27		
1958: Won 2, Lost 3, Tied 1				
8/16 Phil. at Hershey		28-30		
8/23 Chi. Card. at Austin		31-31		
9/29 Wash. at Balt.		7-27		
9/6 Pitt. at Buffalo		10-13		
9/14 NYG at Balt.		7-10		
9/21 NYG at Louisville		42-21		
1959: Won 4, Lost 2				
8/14 Coll. All-Stars at Chi.		29-0		
8/21 NYG at Dallas		28-3		
9/28 Wash. at Balt.		23-10		
9/4 Pitt. at Miami		30-21		
9/13 Phil. at Phil.		13-35		
9/20 Chi. Card. at Louisville		17-31		
1960: Won 3, Lost 3				
8/21 Coll. All-Stars at Chi.		32-7		
8/19 Dall. at Dall.		14-10		
8/26 St. L. at Charleston			7-10	
9/2 Pitt. at Miami			28-34	
9/11 Wash. at Balt.			30-7	
9/17 Phil. at Hershey			21-35	
1961: Won 3, Lost 2				
8/12 Pitt. at Roanoke			20-24	
8/18 Minn. at Balt.			13-3	
8/26 Wash. at Norfolk			41-10	
9/1 Dall. at Norman			24-35	
9/10 NYG at New Haven			49-20	
1962: Won 3, Lost 2, Tied 1				
8/11 Phil. at Hershey			56-28	
8/16 Wash. at Wash.			34-14	
8/25 Dall. at Roanoke			24-10	
9/2 Minn. at Minn.			13-24	
9/9 Pitt. at Pitt.			9-20	
1963: Won 4, Lost 1				
8/10 Phil. at Hershey			26-21	
8/17 Cleve. at Cleve.			21-7	
8/24 Pitt. at Atlanta			17-14	
8/31 Wash. at Norfolk			27-21	
9/7 Chi. at New Orleans			7-14	
1964: Won 3, Lost 1, Tied 1				
8/8 Phil. at Hershey			28-17	
8/14 Det. at Det.			28-28	
8/21 St. L. at St. L.			21-30	
8/27 Wash. at Wash.			41-14	
9/6 Pitt. at Canton			48-17	
1965: Won 5, Lost 0				
8/10 Phil. at Hershey			7-10	
8/14 Chi. Bears at Cincinnati			22-10	
8/20 Wash. at Balt.			23-3	
8/28 Chi. Card. at Louisville			38-10	
9/4 Chi. Card. at St. Louis			33-23	
9/11 Phil. at Hershey			33-14	
1966: Won 5, Lost 0				
8/3 Wash. at Wash.			35-0	
8/13 Phil. at New Orleans			31-17	
8/19 St. L. at St. L.			33-7	
8/26 Cleve. at Cleve.			24-17	
9/1 Det. at Det.			20-0	
9/10 Chi. Card. at Chi.			7-10	
1967: Won 4, Lost 1				
8/13 Bos. at Bos.			33-3	
8/21 St. L. at St. L.			5-9	
8/26 Det. at Det.			14-5	
8/31 Wash. at Wash.			23-17	
9/9 Dall. at Dall.			33-7	



RESULTS

1968: Won 5, Lost 1

8/3	Oak. at Oak.	14-12
8/10	Chi. at Birmingham	10- 0
8/16	Wash. at Wash.	15-13
8/23	Det. at Det.	7-14
8/31	Mia. at Mia.	22-13
9/7	Dall. at Dall.	16-10

1969: Won 6, Lost 0

8/2	S.D. at S.D.	26- 6
8/9	Oak. at Oak.	34-30
8/15	Hous. at Hous.	33-29
8/22	Buf. at Buf.	20- 7
8/30	Mia. at Mia.	23-10
9/14	Dall. at Dall.	23- 7

1970: Won 4, Lost 2

8/8	Oak. at Oak.	33-21
8/14	K.C. at K.C.	17- 3
8/22	Den. at Den.	24- 7
8/29	Mia. at Mia.	13-20
9/5	Det. at Raleigh	20-14
9/12	Wash. at Wash.	14-17

1971: Won 3, Lost 4

7/30	Coll. All-Stars at Chi.	24-17
8/7	K.C. at Balt.	3-10
8/14	Chi. at Balt.	21-13
8/22	Det. at Ann Arbor	20-23
8/28	Wash. at Wash.	20-14
9/3	Dall. at Balt.	14-27
9/11	Oak. at Jacksonville	3-24

1972: Won 3, Lost 3

8/4	Wash. at Tampa	3-33
8/14	Oak. at Oak.	0-16
8/21	K.C. at K.C.	23-17
8/26	Pitt. at Tampa	16-13
9/1	Det. at Tampa	17-24
9/10	Den. at Den.	20-13

1973: Won 2, Lost 4

8/4	Pitt. at Pitt.	7-34
8/11	Atl. at Atl.	20-34
8/18	Det. at Memphis	32-28
8/25	Wash. at Wash.	3-20
9/1	Hous. at Hous.	9-20
9/9	Den. at Den.	17-10

1974: Won 1, Lost 4

8/9	Det. at Balt.	3- 6
8/17	Cleve. at Tampa	37- 3
8/26	Chi. at Balt.	16-20
8/31	Atl. at Atl.	7-23
9/6	Wash. at Wash.	6- 7

1975: Won 2, Lost 4

8/9	Den. at Den.	23-20
8/16	Atl. at Lincoln	3-10
8/22	Pitt. at Balt.	10-31
8/30	N.O. at N.O.	3-27
9/8	Hous. at Hous.	26-21
9/12	Wash. at Balt.	10-24

1976: Won 2, Lost 4

1/31	Cleve. at Lincoln	21- 0
8/6	Wash. at Balt.	10- 3
8/14	Chi. at Chi.	14-25
8/20	N.O. at Balt.	20-26
8/28	Atl. at Atl.	7-21
9/2	Det. at Det.	9-24

1977: Won 3, Lost 3

8/8	Den. at Den.	8-11
8/14	Hous. at Hous.	14- 7
8/19	Minn. at Balt.	29- 7
8/27	Dall. at Dall.	21-23
9/2	Det. at Balt.	21-10
9/10	T. B. at Tampa Bay	0-14

1978: Won 1, Lost 3

8/3	Phil. at Balt.	10-22
8/12	T. B. at Tampa Bay	12-23
8/18	Wash. at Balt.	16-17
8/26	Det. at Det.	13- 7

1979: Won 2, Lost 2

8/3	Phil. at Balt.	17-14
8/11	Cleve. at Cleve.	3-24
8/17	Phil. at Phil.	17-31
8/24	Det. at Balt.	17- 7

1980: Won 2, Lost 2

8/9	Wash. at Balt.	3-13
8/16	G. B. at Mil.	17- 3
8/22	NYG at Balt.	37-20
8/29	Atl. at Atl.	35-51

1981: Won 0, Lost 4

8/8	N.O. at N.O.	23-24
8/15	NYG at E. Rutherford	17-20
8/22	Wash. at Wash.	7-13
8/28	Seattle at Seattle	17-31

1982: Won 3, Lost 2

8/7	Minn. at Canton	14-30
8/14	NYG at Balt.	19-14
8/21	Atl. at Tampa	34- 3
8/28	Pitt. at Pitt.	15-37
9/4	Chi. at Chi.	26-17

1983: Won 2, Lost 2

8/4	Hous. at Hous.	15- 0
8/13	Minn. at Minn.	10- 7
8/20	NYG at Rutherford	14-27
8/26	Atl. at Atl.	7-10

1984: Won 1, Lost 3

8/4	Mia. at Mia.	3-24
8/11	NYG at Ind.	26-20
8/18	Den. at Den.	0-31
8/25	G.B. at G.B.	17-34

1985: Won 2, Lost 2

8/10	Seattle at Ind.	19- 7
8/17	Chi. at Chi.	24-13
8/24	Den. at Den.	3-20
8/30	Cin. at Ind.	21-31

1986: Won 1, Lost 3

8/8	Seattle at Seattle	14-21
8/16	Chicago at Chicago	21-38
8/23	Detroit at Ind.	20-13
8/30	Minnesota at Ind.	20-23

1987: Won 3, Lost 1

8/15	Detroit at Detroit	22-19
8/22	Minnesota at Min.	13-37
8/29	Houston at Ind.	17- 6
9/5	Tampa Bay at Ind.	23-16

1988: Won 3, Lost 1

8/6	T. B. at Tampa Bay	20- 7
8/13	G. B. at Ind.	25-21
8/20	N.O. at Ind.	18- 6
8/25	Den. at Den.	20-21

COLTS ALL-TIME RESULTS

ALL-AMERICA FOOTBALL CONFERENCE

1947: Won 2, Lost 11, Tied 1

Fourth Eastern Division

S	7	Brooklyn Dodgers	W	16- 7
S	14	at San Francisco 49ers	L	7-14
S	21	at Cleveland Browns	L	0-28
S	28	New York Yankees	L	7-21
O	5	San Francisco 49ers	T	28-28
O	12	at Buffalo Bills	L	15-20
O	19	Los Angeles Dons	L	10-38
O	26	at Los Angeles Dons	L	0-56
N	2	at New York Yankees	L	21-35
N	7	at Chicago Rockets	L	21-27
N	16	at Brooklyn Dodgers	L	14-21
N	23	Buffalo Bills	L	14-33
N	30	Chicago Rockets	W	14- 7
D	7	Cleveland Browns	L	0-42
				167-377

Coach: Cecil Isbell

RESULTS



1948: Won 7, Lost 7
Tied First Eastern Division

Coach: Cecil Isbell

S	5	New York Yankees	W	45-28
S	10	at Chicago Rockets	L	14-21
S	16	at New York Yankees	W	27-14
S	26	Brooklyn Dodgers	W	35-20
O	5	Cleveland Browns	L	10-14
O	10	San Francisco 49ers	L	14-56
O	15	at Los Angeles Dons	W	29-14
O	24	at San Francisco 49ers	L	10-21
O	31	at Buffalo Bills	L	17-35
N	7	at Cleveland Browns	L	7-28
N	14	Chicago Rockets	W	38-24
N	21	Los Angeles Dons	L	14-17
N	28	at Brooklyn Dodgers	W	38-20
D	5	Buffalo Bills	W	35-15
				333-327

EASTERN DIVISION PLAYOFF GAME

D	12	Buffalo Bills	L	17-28
---	----	---------------	---	-------

1949: Won 1, Lost 11
Seventh Conference

Coach: Cecil Isbell (4 games)
Walt Driskill (8 games)

A	28	at San Francisco 49ers	L	17-31
S	2	Los Angeles Dons	L	17-49
S	11	at Cleveland Browns	L	0-21
S	16	at Chicago Hornets	L	7-35
S	25	Cleveland Browns	L	20-28
O	2	at Buffalo Bills	W	35-28
O	16	Brooklyn New York Yankees	L	21-24
O	23	Chicago Hornets	L	7-17
O	30	at Brooklyn New York Yankees	L	14-21
N	16	San Francisco 49ers	L	10-28
N	20	Los Angeles Dons	L	10-21
N	27	Buffalo Bills	L	14-38
				172-341

NATIONAL FOOTBALL LEAGUE

1950: Won 1, Lost 11
Seventh National Conference

Coach: Clem Crowe

S	17	Washington Redskins	L	14-38
S	24	Cleveland Browns	L	0-31
O	2	at Chicago Cardinals	L	13-55
O	15	Philadelphia Eagles	L	14-24
O	22	at Los Angeles Rams	L	27-70
O	29	at San Francisco 49ers	L	14-17
N	5	Green Bay Packers	W	41-21
N	12	at Pittsburgh Steelers	L	7-17
N	19	New York Giants	L	20-55
N	26	at Washington Redskins	L	28-38
D	3	Detroit Lions	L	21-45
D	10	New York Yanks	L	14-51
				213-462

(All attendance figures are tickets distributed because turnstile figures not used before 1974)

1953: Won 3, Lost 9
Fifth Western Conference

Coach: Keith Molesworth

S	27	Chicago Bears	W	13-9	23,715
O	3	Detroit Lions	L	17-27	25,159
O	11	at Chicago Bears	W	16-14	35,316
O	18	at Green Bay Packers	L	14-37	18,713
O	25	Washington Redskins	W	27-17	34,031
O	31	Green Bay Packers	L	24-35	33,797
N	7	at Detroit Lions	L	7-17	46,508
N	15	at Philadelphia Eagles	L	14-45	27,813
N	22	Los Angeles Rams	L	13-21	27,268
N	29	San Francisco 49ers	L	21-38	26,005
D	5	at Los Angeles Rams	L	2-45	26,696
D	13	at San Francisco 49ers	L	14-45	24,432
				182-350	

1954: Won 3, Lost 9
Sixth Western Conference

Coach: Weeb Ewbank

S	26	Los Angeles Rams	L	0-48	36,215
O	2	New York Giants	W	20-14	27,088
O	10	at Chicago Bears	L	9-28	27,845
O	16	at Detroit Lions	L	0-35	48,272
O	24	Green Bay Packers	L	6-7	28,680
O	31	at Washington Redskins	L	21-24	23,566
N	6	Detroit Lions	L	3-27	25,287
N	13	Green Bay Packers at Milwaukee	L	13-24	19,786
N	21	Chicago Bears	L	13-28	23,093
N	28	San Francisco 49ers	W	17-13	23,875
D	4	at Los Angeles Rams	W	22-21	30,744
D	11	at San Francisco 49ers	L	7-10	26,856
				131-279	



RESULTS

1955: Won 5, Lost 6, Tied 1 Fourth Western Conference

Coach: Weeb Ewbank

S	25	Chicago Bears	W	23-17	36,167
O	1	Detroit Lions	W	28-13	40,030
O	8	Green Bay Packers at Milwaukee	W	24-20	40,199
O	16	at Chicago Bears	L	10-38	40,184
O	23	Washington Redskins	L	13-14	51,587
O	29	Green Bay Packers	W	14-10	34,411
N	5	at Detroit Lions	L	14-24	53,874
N	13	at New York Giants	L	7-17	33,982
N	20	Los Angeles Rams	T	17-17	41,146
N	27	San Francisco 49ers	W	26-14	33,485
D	4	at Los Angeles Rams	L	14-20	37,024
D	11	at San Francisco 49ers	L	24-35	35,371

214-239

1956: Won 5, Lost 7 Fourth Western Conference

Coach: Weeb Ewbank

S	30	Chicago Bears	W	28-21	45,221
O	6	Detroit Lions	L	14-31	42,622
O	14	Green Bay Packers at Milwaukee	L	33-38	24,214
O	21	at Chicago Bears	L	27-58	48,364
O	28	Green Bay Packers	W	28-21	40,086
N	11	at Cleveland Browns	W	21-7	42,404
N	18	at Detroit Lions	L	3-27	55,788
N	25	Los Angeles Rams	W	56-21	40,321
D	2	San Francisco 49ers	L	17-20	37,227
D	9	at Los Angeles Rams	L	7-31	51,037
D	16	at San Francisco 49ers	L	17-30	43,791
D	23	Washington Redskins	W	19-17	32,994

270-322

1957: Won 7, Lost 5 Third Western Conference

Coach: Weeb Ewbank

S	29	Detroit Lions	W	34-14	40,112
O	5	Chicago Bears	W	21-10	46,558
O	13	Green Bay Packers at Milwaukee	W	45-17	26,322
O	20	at Detroit Lions	L	27-31	55,764
O	27	Green Bay Packers	L	21-24	48,510
N	3	Pittsburgh Steelers	L	13-19	42,575
N	10	at Washington Redskins	W	21-17	33,149
N	17	at Chicago Bears	W	29-14	47,168
N	24	San Francisco 49ers	W	27-21	50,073
D	1	Los Angeles Rams	W	31-14	52,060
D	8	at San Francisco 49ers	L	13-17	59,950
D	15	at Los Angeles Rams	L	21-37	52,560

303-235

WORLD CHAMPIONS

1958: Won 9, Lost 3 First Western Conference

Coach: Weeb Ewbank

S	28	Detroit Lions	W	28-15	48,377
O	4	Chicago Bears	W	51-38	52,622
O	12	Green Bay Packers at Milwaukee	W	24-17	54,553
O	19	at Detroit Lions	W	40-14	55,190
O	26	Washington Redskins	W	35-10	54,403
N	2	Green Bay Packers	W	56-0	51,333
N	9	at New York Giants	L	21-24	71,164
N	16	at Chicago Bears	W	17-0	48,664
N	23	Los Angeles Rams	W	34-7	57,557
N	30	San Francisco 49ers	W	35-27	57,557
D	6	at Los Angeles Rams	L	28-30	100,202
D	14	at San Francisco 49ers	L	12-21	53,334

381-203

WORLD CHAMPIONSHIP GAME

D	28	at New York Giants	W	23-17 (OT)	64,185
---	----	--------------------	---	------------	--------

WORLD CHAMPIONS

1959: Won 9, Lost 3 First Western Conference

Coach: Weeb Ewbank

S	27	Detroit Lions	W	21-9	55,588
O	3	Chicago Bears	L	21-26	57,557
O	11	at Detroit Lions	W	31-24	54,197
O	18	at Chicago Bears	W	21-7	48,430
O	25	Green Bay Packers	W	38-21	57,557
N	1	Cleveland Browns	L	31-38	57,557
N	8	at Washington Redskins	L	24-27	32,773
N	15	Green Bay Packers at Milwaukee	W	28-24	25,521
N	22	San Francisco 49ers	W	45-14	57,557
N	29	Los Angeles Rams	W	35-21	57,557
D	5	at San Francisco 49ers	W	34-14	59,075
D	12	at Los Angeles Rams	W	45-26	65,528

374-251

RESULTS



WORLD CHAMPIONSHIP GAME

D	27	New York Giants	W	31-16	57,545
1960: Won 6, Lost 6					
Fourth Western Conference					
Coach: Weeb Ewbank					
S	25	Washington Redskins	W	20-0	53,818
O	2	Chicago Bears	W	42-7	57,808
O	9	at Green Bay Packers	L	21-35	32,150
O	16	Los Angeles Rams	W	31-17	57,808
O	23	at Detroit Lions	L	17-30	53,854
O	30	at Dallas Cowboys	W	45-7	25,500
N	6	Green Bay Packers	W	38-24	57,808
N	13	at Chicago Bears	W	24-20	48,713
N	26	San Francisco 49ers	L	22-30	57,808
D	4	Detroit Lions	L	15-20	57,808
D	11	at Los Angeles Rams	L	3-10	75,461
D	18	at San Francisco 49ers	L	10-34	57,269
288-234					
1961: Won 8, Lost 6					
Third Western Conference					
Coach: Weeb Ewbank					
S	17	Los Angeles Rams	W	27-24	54,259
S	24	Detroit Lions	L	15-16	54,259
O	1	Minnesota Vikings	W	34-33	54,259
O	8	at Green Bay Packers	L	7-45	38,669
O	15	at Chicago Bears	L	10-24	48,719
O	22	at Detroit Lions	W	17-14	53,016
O	29	Chicago Bears	L	20-21	57,641
N	5	Green Bay Packers	W	45-21	57,641
N	12	at Minnesota Vikings	L	20-28	38,010
N	19	St. Louis Cardinals	W	16-0	56,112
N	26	at Washington Redskins	W	27-6	41,062
D	3	San Francisco 49ers	W	20-17	57,641
D	9	at Los Angeles Rams	L	17-34	41,268
D	16	at San Francisco 49ers	W	27-24	45,517
302-307					
1962: Won 7, Lost 7					
Fourth Western Conference					
Coach: Weeb Ewbank					
S	16	Los Angeles Rams	W	30-27	54,796
S	23	at Minnesota Vikings	W	34-7	30,787
S	30	Detroit Lions	L	20-29	57,966
O	7	San Francisco 49ers	L	13-21	54,158
O	14	at Cleveland Browns	W	36-14	80,132
O	21	at Chicago Bears	L	15-35	49,066
O	28	Green Bay Packers	L	6-17	57,966
N	4	at San Francisco 49ers	W	22-3	44,875
N	11	at Los Angeles Rams	W	14-2	39,502
N	18	at Green Bay Packers	L	13-17	38,669
N	25	Chicago Bears	L	0-57	56,164
D	2	at Detroit Lions	L	14-21	53,012
D	8	Washington Redskins	W	34-21	56,964
D	16	Minnesota Vikings	W	42-17	53,645
293-288					
1963: Won 8, Lost 6					
Third Western Conference					
Coach: Don Shula					
S	15	New York Giants	L	28-37	60,029
S	22	at San Francisco 49ers	W	20-14	31,006
S	29	at Green Bay Packers	L	20-31	42,327
O	6	at Chicago Bears	L	3-10	48,998
O	13	San Francisco 49ers	W	20-3	56,962
O	20	at Detroit Lions	W	25-21	51,901
O	27	Green Bay Packers	L	20-34	60,065
N	3	Chicago Bears	L	7-17	60,065
N	10	Detroit Lions	W	24-21	59,758
N	17	at Minnesota Vikings	W	37-34	33,136
N	24	at Los Angeles Rams	L	16-17	48,555
D	1	at Washington Redskins	W	36-20	44,006
D	8	Minnesota Vikings	W	41-10	54,122
D	15	Los Angeles Rams	W	19-16	52,834
316-285					
1964: Won 12, Lost 2					
First Western Conference					
Coach: Don Shula					
S	13	at Minnesota Vikings	L	24-34	35,563
S	20	at Green Bay Packers	W	21-20	42,327
S	27	Chicago Bears	W	52-0	56,537
O	4	Los Angeles Rams	W	35-20	56,537
O	12	St. Louis Cardinals	W	47-27	60,213
O	18	Green Bay Packers	W	24-21	60,213
O	25	at Detroit Lions	W	34-0	57,814
N	1	San Francisco 49ers	W	37-7	60,213
N	8	at Chicago Bears	W	40-24	47,891
N	15	Minnesota Vikings	W	17-14	60,213
N	22	at Los Angeles Rams	W	24-7	72,137
N	29	at San Francisco 49ers	W	14-3	33,642
D	6	Detroit Lions	L	14-31	60,213
D	13	Washington Redskins	W	45-17	60,213
428-225					



RESULTS

NFL CHAMPIONSHIP GAME

D 27 at Cleveland Browns L 0-27 79,544

1965: Won 10, Lost 3, Tied 1 **Coach: Don Shula**
Tied First Western Conference

S 19	Minnesota Vikings	W	35-16	56,562
S 26	Green Bay Packers at Milwaukee	L	17-20	48,130
O 3	San Francisco 49ers	W	27-24	58,609
O 10	Detroit Lions	W	31-7	60,238
O 17	at Washington Redskins	W	38-7	50,405
O 24	Los Angeles Rams	W	35-20	60,238
N 31	at San Francisco 49ers	W	34-28	45,827
N 7	at Chicago Bears	W	26-21	45,656
N 14	at Minnesota Vikings	W	41-21	47,426
N 21	Philadelphia Eagles	W	34-24	60,238
N 25	at Detroit Lions	T	24-24	55,036
D 5	Chicago Bears	L	0-13	60,238
D 12	Green Bay Packers	L	27-42	60,238
D 18	at Los Angeles Rams	W	20-17	46,636
				389-284

WESTERN CONFERENCE PLAYOFF

D 26 at Green Bay Packers L 10-13 (OT) 50,484

PLAYOFF BOWL

J 9 Dallas Cowboys at Miami W 35-3 65,569

1966: Won 9, Lost 5 **Coach: Don Shula**
Second Western Conference

S 10	Green Bay Packers at Milwaukee	L	3-24	48,650
S 18	at Minnesota Vikings	W	38-23	47,426
S 25	San Francisco 49ers	W	36-14	56,715
O 9	at Chicago Bears	L	17-27	47,452
O 16	Detroit Lions	W	45-14	60,238
O 23	Minnesota Vikings	W	20-17	60,238
O 30	at Los Angeles Rams	W	17-3	57,898
N 6	Washington Redskins	W	37-10	60,238
N 13	at Atlanta Falcons	W	19-7	58,850
N 20	at Detroit Lions	L	14-20	52,383
N 27	Los Angeles Rams	L	7-23	60,238
D 4	Chicago Bears	W	21-16	60,238
D 10	Green Bay Packers	L	10-14	60,238
D 18	at San Francisco 49ers	W	30-14	40,005
				314-226

PLAYOFF BOWL

J 8 Philadelphia Eagles at Miami W 20-14 58,088

1967: Won 11, Lost 1, Tied 2 **Coach: Don Shula**
Tied First Coastal Division

S 17	Atlanta Falcons	W	38-31	56,715
S 24	at Philadelphia Eagles	W	38-6	60,755
O 1	San Francisco 49ers	W	41-7	60,238
O 8	at Chicago Bears	W	24-3	47,190
O 15	Los Angeles Rams	T	24-24	60,238
O 22	at Minnesota Vikings	T	20-20	47,693
O 29	at Washington Redskins	W	17-13	50,574
N 5	Green Bay Packers	W	13-10	60,238
N 12	at Atlanta Falcons	W	49-7	58,850
N 19	Detroit Lions	W	41-7	60,238
N 26	at San Francisco 49ers	W	26-9	44,815
D 3	Dallas Cowboys	W	23-17	60,238
D 10	New Orleans Saints	W	30-10	60,238
D 17	at Los Angeles Rams	L	10-34	77,277
				394-198

1968: Won 13, Lost 1 **Coach: Don Shula**
First Coastal Division

S 15	San Francisco 49ers	W	27-10	56,864
S 23	at Atlanta Falcons	W	28-20	50,428
S 29	at Pittsburgh Steelers	W	41-7	44,480
O 6	Chicago Bears	W	28-7	60,238
O 13	at San Francisco 49ers	W	42-14	32,822
O 20	Cleveland Browns	L	20-30	60,238
O 27	Los Angeles Rams	W	27-10	60,238
N 2	at New York Giants	W	26-0	62,973
N 10	at Detroit Lions	W	27-10	55,170
N 17	St. Louis Cardinals	W	27-0	60,238
N 24	Minnesota Vikings	W	21-9	60,238
D 1	Atlanta Falcons	W	44-0	60,238
D 7	at Green Bay Packers	W	16-3	50,861
D 15	at Los Angeles Rams	W	28-24	69,397
				402-144

RESULTS



WESTERN CONFERENCE CHAMPIONSHIP GAME

D 22 Minnesota Vikings W 24-14 60,238

NFL CHAMPIONSHIP GAME

D 27 at Cleveland Browns W 34-0 80,628

SUPER BOWL III

J 12 New York Jets at Miami L 7-16 75,389

1969: Won 8, Lost 5, Tied 1
Second Coastal Division

Coach: Don Shula

S 21	Los Angeles Rams	L	20-27	56,864
S 28	at Minnesota Vikings	L	14-52	47,644
O 5	at Atlanta Falcons	W	21-14	57,806
O 13	Philadelphia Eagles	W	24-20	56,864
O 19	at New Orleans Saints	W	30-10	80,636
O 26	San Francisco 49ers	L	21-24	60,238
N 2	Washington Redskins	W	41-17	60,238
N 9	Green Bay Packers	W	14-6	60,238
N 16	at San Francisco 49ers	L	17-20	38,472
N 23	at Chicago Bears	W	24-21	45,455
N 30	Atlanta Falcons	W	13-6	60,238
D 7	Detroit Lions	T	17-17	60,238
D 13	at Dallas Cowboys	L	10-27	63,191
D 21	at Los Angeles Rams	W	13-7	73,326
				279-268

SUPER BOWL CHAMPIONS

1970: Won 11, Lost 2, Tied 1
First Eastern Division

Coach: Don McCafferty

S 20	at San Diego Chargers	W	16-14	47,782
S 28	Kansas City Chiefs	L	24-44	53,911
O 4	at Boston Patriots	W	14-6	38,235
O 11	at Houston Oilers	W	24-20	48,050
O 18	at New York Jets	W	29-22	63,301
O 25	Boston Patriots	W	27-3	60,240
N 1	Miami Dolphins	W	35-0	60,240
N 9	Green Bay Packers at Milwaukee	W	13-10	48,063
N 15	Buffalo Bills	T	17-17	60,240
N 22	at Miami Dolphins	L	17-34	67,699
N 29	Chicago Bears	W	21-20	60,240
D 6	Philadelphia Eagles	W	29-10	60,240
D 13	at Buffalo Bills	W	20-14	34,346
D 19	New York Jets	W	35-20	60,240
				321-234

AFC DIVISIONAL PLAYOFF GAME

D 26 Cincinnati Bengals W 17-0 51,127

AFC CHAMPIONSHIP GAME

J 3 Oakland Raiders W 27-17 56,368

SUPER BOWL V

J 17 Dallas Cowboys at Miami W 16-13 79,204

1971: Won 10, Lost 4
Second Eastern Division (Wildcard)

Coach: Don McCafferty

S 19	New York Jets	W	22-0	56,458
S 26	Cleveland Browns	L	13-14	56,837
O 3	at New England Patriots	W	23-3	61,232
O 10	at Buffalo Bills	W	43-0	46,206
O 17	at New York Giants	W	31-7	62,860
O 25	at Minnesota Vikings	L	3-10	49,784
O 31	Pittsburgh Steelers	W	34-21	60,238
N 8	Los Angeles Rams	W	24-17	57,722
N 14	at New York Jets	W	14-13	63,947
N 21	at Miami Dolphins	L	14-17	75,312
N 28	at Oakland Raiders	W	37-14	54,689
D 5	Buffalo Bills	W	24-0	58,476
D 11	Miami Dolphins	W	14-3	60,238
D 19	New England Patriots	L	17-21	57,942
				313-140

AFC DIVISIONAL PLAYOFF GAME

D 26 at Cleveland Browns W 20-3 74,082

AFC CHAMPIONSHIP GAME

J 2 at Miami Dolphins L 0-21 78,629



RESULTS

1972: Won 5, Lost 9 Coaches: Don McCafferty (5 games)
Third Eastern Division John Sandusky (9 games)

S	17	St. Louis Cardinals	L	3-10	53,652
S	24	New York Jets	L	34-44	56,626
O	1	at Buffalo Bills	W	17-0	46,206
O	8	San Diego Chargers	L	20-23	55,459
O	15	Dallas Cowboys	L	0-21	58,992
O	22	at New York Jets	L	20-24	62,948
O	29	Miami Dolphins	L	0-23	60,000
N	6	at New England Patriots	W	24-17	60,999
N	12	at San Francisco 49ers	L	21-24	61,214
N	19	at Cincinnati Bengals	W	20-19	49,512
N	26	New England Patriots	W	31-0	54,907
D	3	Buffalo Bills	W	35-7	55,390
D	10	at Kansas City Chiefs	L	10-24	44,175
D	16	at Miami Dolphins	L	0-16	80,010
235-252					

1973: Won 4, Lost 10 Coach: Howard Schnellenberger
Fourth Eastern Division

S	16	at Cleveland Browns	L	14-24	74,303
S	23	New York Jets	L	10-34	55,942
S	30	New Orleans Saints	W	14-10	52,293
O	7	at New England Patriots	L	16-24	57,044
O	14	at Buffalo Bills	L	13-31	78,875
O	21	at Detroit Lions	W	29-27	48,058
O	28	Oakland Raiders	L	21-34	59,008
N	4	Houston Oilers	L	27-31	52,707
N	11	at Miami Dolphins	L	0-44	60,332
N	18	at Washington Redskins	L	14-22	52,675
N	25	Buffalo Bills	L	17-24	52,250
D	2	at New York Jets	L	17-20	61,009
D	9	Miami Dolphins	W	16-3	58,446
D	16	New England Patriots	W	18-13	52,065
226-341					

1974: Won 2, Lost 12 Coach: Howard Schnellenberger (3 games)
Fifth Eastern Division Joe Thomas (11 games)

S	15	at Pittsburgh Steelers	L	0-30	48,890
S	22	Green Bay Packers	L	13-20	41,252
S	29	at Philadelphia Eagles	L	10-30	64,205
O	6	at New England Patriots	L	3-42	59,502
O	13	Buffalo Bills	L	14-27	42,089
O	20	at New York Jets	W	35-20	51,745
O	27	at Miami Dolphins	L	7-17	65,868
N	3	Cincinnati Bengals	L	14-24	40,037
N	10	Denver Broncos	L	6-17	37,959
N	17	at Atlanta Falcons	W	17-7	41,278
N	24	New England Patriots	L	17-27	38,971
D	1	at Buffalo Bills	L	0-6	75,325
D	8	Miami Dolphins	L	16-17	43,553
D	15	New York Jets	L	38-45	38,168
190-329					

1975: Won 10, Lost 4 Coach: Ted Marchibroda
First Eastern Division

S	21	at Chicago Bears	W	35-7	51,678
S	28	Oakland Raiders	L	20-31	41,023
O	5	at Los Angeles Rams	L	13-24	62,491
O	12	Buffalo Bills	L	31-38	45,791
O	19	at New England Patriots	L	10-21	51,417
O	26	at New York Jets	W	45-28	55,137
N	2	Cleveland Browns	W	21-7	37,285
N	9	at Buffalo Bills	W	42-35	77,320
N	16	New York Jets	W	52-19	54,006
N	23	at Miami Dolphins	W	33-17	61,986
N	30	Kansas City Chiefs	W	28-14	44,151
D	7	at New York Giants	W	21-0	49,863
D	14	Miami Dolphins	W	10-7 (OT)	60,548
D	21	New England Patriots	W	34-21	50,801
395-269					

AFC DIVISIONAL PLAYOFF GAME

D	27	at Pittsburgh Steelers	L	10-28	59,053
---	----	------------------------	---	-------	--------

RESULTS



1976: Won 11, Lost 3
First Eastern Division

Coach: Ted Marchbroda

S	12	at New England Patriots	W	27-13	43,512
S	19	Cincinnati Bengals	W	28-27	50,621
S	26	at Dallas Cowboys	L	27-30	64,237
O	3	Tampa Bay Buccaneers	W	42-17	43,105
O	10	Miami Dolphins	W	28-14	60,020
O	17	at Buffalo Bills	W	31-13	71,009
O	24	at New York Jets	W	20-0	49,768
N	1	Houston Oilers	W	38-14	60,020
N	7	at San Diego Chargers	W	37-21	42,827
N	14	New England Patriots	L	14-21	60,020
N	22	at Miami Dolphins	W	17-16	62,104
N	28	New York Jets	W	33-16	46,938
D	4	at St. Louis Cardinals	L	17-24	48,282
D	12	Buffalo Bills	W	58-20	53,729
417-246					

AFC DIVISIONAL PLAYOFF GAME

D	19	Pittsburgh Steelers	L	14-40	60,020
---	----	---------------------	---	-------	--------

1977: Won 10, Lost 4
First Eastern Division

Coach: Ted Marchbroda

S	18	at Seattle Seahawks	W	29-14	58,991
S	25	at New York Jets	W	20-12	43,439
O	2	Buffalo Bills	W	17-14	49,247
O	9	Miami Dolphins	W	45-28	57,829
O	16	at Kansas City Chiefs	W	17-6	63,076
O	23	at New England Patriots	L	3-17	60,958
O	30	Pittsburgh Steelers	W	31-21	60,763
N	7	Washington Redskins	W	10-3	60,763
N	13	at Buffalo Bills	W	31-13	39,444
N	20	New York Jets	W	33-12	52,014
N	27	at Denver Broncos	L	13-27	74,939
D	5	at Miami Dolphins	L	6-17	68,977
D	11	Detroit Lions	L	10-13	45,124
D	18	New England Patriots	W	30-24	60,763
295-221					

AFC DIVISIONAL PLAYOFF GAME

D	24	Oakland Raiders	L	31-37 (2 OT)	60,763
---	----	-----------------	---	--------------	--------

1978: Won 5, Lost 11
Fifth Eastern Division

Coach: Ted Marchbroda

S	4	at Dallas Cowboys	L	0-38	65,053
S	10	Miami Dolphins	L	0-42	47,730
S	18	at New England Patriots	W	34-27	57,284
S	24	at Buffalo Bills	L	17-24	55,270
O	1	Philadelphia Eagles	L	14-17	50,314
O	8	at St. Louis Cardinals	W	30-17	47,479
O	15	New York Jets	L	10-33	48,136
O	22	Denver Broncos	W	7-6	58,857
O	29	at Miami Dolphins	L	8-26	53,524
N	6	Washington Redskins	W	21-17	60,762
N	12	at Seattle Seahawks	W	17-14	61,905
N	19	Cleveland Browns	L	24-45	49,570
N	26	New England Patriots	L	14-35	49,404
D	3	at New York Jets	L	16-24	50,248
D	9	Pittsburgh Steelers	L	13-35	41,597
D	17	Buffalo Bills	L	14-21	40,420
239-421					

1979: Won 5, Lost 11
Fifth Eastern Division

Coach: Ted Marchbroda

S	2	at Kansas City Chiefs	L	0-14	50,943
S	9	Tampa Bay Buccaneers	L	26-29 OT	39,756
S	16	at Cleveland Browns	L	10-13	73,889
S	23	at Pittsburgh Steelers	L	13-17	49,483
S	30	Buffalo Bills	L	13-31	37,927
O	7	New York Jets	W	10-8	37,789
O	14	Houston Oilers	L	16-28	50,990
O	21	at Buffalo Bills	W	14-13	51,599
O	28	New England Patriots	W	31-26	47,042
N	4	Cincinnati Bengals	W	38-28	41,299
N	11	at Miami Dolphins	L	0-19	58,226
N	18	at New England Patriots	L	21-50	61,297
N	25	Miami Dolphins	L	24-28	45,862
D	2	at New York Jets	L	17-30	60,372
D	9	Kansas City Chiefs	L	7-10	37,226
D	16	at New York Giants	W	31-7	76,671
271-351					



RESULTS

1980: Won 7, Lost 9 Fourth Eastern Division

Coach: Mike McCormack

S	7	at New York Jets	W	17-14	54,932
S	14	Pittsburgh Steelers	L	17-20	57,340
S	21	at Houston Oilers	L	16-21	50,815
S	28	New York Jets	W	35-21	35,533
O	5	at Miami Dolphins	W	30-17	55,212
O	12	at Buffalo Bills	W	17-12	74,853
O	19	New England Patriots	L	21-37	55,346
O	26	St. Louis Cardinals	L	10-17	36,305
N	2	at Kansas City Chiefs	W	31-24	56,112
N	9	Cleveland Browns	L	27-28	48,304
N	16	at Detroit Lions	W	10-9	80,638
N	23	at New England Patriots	L	21-47	61,297
N	30	Buffalo Bills	W	28-24	39,880
D	7	at Cincinnati Bengals	L	33-34	43,991
D	14	Miami Dolphins	L	14-24	30,564
D	21	Kansas City Chiefs	L	28-38	29,936

355-387

1981: Won 2, Lost 14 Fourth Eastern Division

Coach: Mike McCormack

S	6	at New England Patriots	W	29-28	49,997
S	13	Buffalo Bills	L	3-35	45,772
S	20	at Denver Broncos	L	10-28	74,804
S	27	Miami Dolphins	L	28-31	42,452
O	4	at Buffalo Bills	L	17-23	77,811
O	11	Cincinnati Bengals	L	19-41	35,881
O	18	San Diego Chargers	L	14-43	48,679
O	26	at Cleveland Browns	L	28-42	78,986
N	1	at Miami Dolphins	L	10-27	46,061
N	8	New York Jets	L	14-41	36,373
N	15	at Philadelphia Eagles	L	13-38	72,200
N	22	St. Louis Cardinals	L	24-35	32,782
N	29	at New York Jets	L	0-25	53,593
D	6	Dallas Cowboys	L	13-37	60,586
D	13	at Washington Redskins	L	14-38	55,045
D	20	New England Patriots	W	23-21	34,127

259-533

1982: Won 0, Lost 8, Tied 1 Fourteenth American Conference

Coach: Frank Kush

S	12	New England Patriots	L	13-24	39,055
S	19	at Miami Dolphins	L	20-24	51,999
S	26	New York Jets			Cancelled
O	3	at Detroit Lions			Cancelled
O	10	Buffalo Bills			Cancelled
O	17	at Cleveland Browns			Cancelled
O	24	Miami Dolphins		Postponed to 1/2/83	
O	31	Tampa Bay Buccaneers			Cancelled
N	7	at New England Patriots			Cancelled
N	14	Oakland Raiders			Cancelled
N	21	at New York Jets	L	0-37	46,970
N	28	at Buffalo Bills	L	0-20	33,985
D	5	Cincinnati Bengals	L	17-20	23,598
D	12	at Minnesota Vikings	L	10-13	53,981
D	19	Green Bay Packers	T	20-20	25,920
D	26	at San Diego Chargers	L	26-44	49,711
J	('83)	Miami Dolphins	L	7-34	19,073

113-236

1983: Won 7, Lost 9 Fourth Eastern Division

Coach: Frank Kush

S	4	at New England Patriots	W	29-23 (OT)	45,526
S	11	Denver Broncos	L	10-17	52,613
S	18	at Buffalo Bills	L	23-28	40,937
S	25	Chicago Bears	W	22-19 (OT)	35,708
O	2	at Cincinnati Bengals	W	34-31	48,104
O	9	New England Patriots	W	12-7	37,013
O	16	Buffalo Bills	L	7-30	39,765
O	23	Miami Dolphins	L	7-21	45,768
O	30	at Philadelphia Eagles	W	22-21	59,150
N	6	at New York Jets	W	17-14	53,323
N	13	Pittsburgh Steelers	L	13-24	61,479
N	20	at Miami Dolphins	L	0-37	54,482
N	27	at Cleveland Browns	L	23-41	65,812
D	4	New York Jets	L	6-10	35,462
D	11	at Denver Broncos	L	19-21	74,854
D	18	Houston Oilers	W	20-10	27,934

264-354

RESULTS



1984: Won 4, Lost 12

Coach: Frank Kush (15 games)

Fourth Eastern Division

Hal Hunter (1 game)

S	2	New York Jets	L	14-23	60,398
S	9	at Houston Oilers	W	35-21	43,820
S	16	St. Louis Cardinals	L	33-34	60,274
S	23	at Miami Dolphins	L	7-44	55,413
S	30	Buffalo Bills	W	31-17	60,032
O	7	Washington Redskins	L	7-35	60,012
O	14	at Philadelphia Eagles	L	7-16	50,277
O	21	Pittsburgh Steelers	W	17-16	60,026
O	28	at Dallas Cowboys	L	3-22	58,724
N	4	San Diego Chargers	L	10-38	60,143
N	11	at New York Jets	W	9- 5	51,066
N	18	New England Patriots	L	17-50	60,009
N	25	at Los Angeles Raiders	L	7-21	40,289
D	2	at Buffalo Bills	L	15-21	20,693
D	9	Miami Dolphins	L	17-35	60,411
D	16	at New England Patriots	L	10-16	22,383

239-414

1985: Won 5, Lost 11

Coach: Rod Dowhower

Fourth Eastern Division

S	8	at Pittsburgh Steelers	L	3-45	57,249
S	15	at Miami Dolphins	L	13-30	53,693
S	22	Detroit Lions	W	14- 6	60,042
S	29	at New York Jets	L	20-25	61,987
O	6	Buffalo Bills	W	49-17	60,003
O	13	Denver Broncos	L	10-15	60,128
O	20	at Buffalo Bills	L	9-21	28,430
O	27	Green Bay Packers	W	37-10	59,708
N	3	New York Jets	L	17-35	59,683
N	10	at New England Patriots	L	15-34	54,176
N	17	Miami Dolphins	L	20-34	59,666
N	24	at Kansas City Chiefs	L	7-20	21,762
D	1	New England Patriots	L	31-38	56,740
D	8	at Chicago Bears	L	10-17	59,997
D	15	at Tampa Bay Buccaneers	W	31-23	25,577
D	22	Houston Oilers	W	34-16	55,818

320-386

1986: Won 3, Lost 13

Coach: Rod Dowhower (13 games)

Fifth Eastern Division

Ron Meyer (3 games)

S	7	at New England Patriots	L	3-33	55,208
S	14	at Miami Dolphins	L	10-30	51,848
S	21	Los Angeles Rams	L	7-24	59,012
S	28	New York Jets	L	7-26	56,075
O	5	at San Francisco 49ers	L	14-35	57,252
O	12	New Orleans Saints	L	14-17	53,512
O	19	at Buffalo Bills	L	13-24	50,050
O	26	Miami Dolphins	L	13-17	58,350
N	2	Cleveland Browns	L	9-24	57,962
N	9	New England Patriots	L	21-30	56,890
N	16	at New York Jets	L	16-31	65,149
N	23	at Houston Oilers	L	17-31	31,792
N	30	San Diego Chargers	L	3-17	47,950
D	7	at Atlanta Falcons	W	28-23	30,397
D	14	Buffalo Bills	W	24-14	52,783
D	21	at Los Angeles Raiders	W	30-24	41,349

229-400

1987: Won 9, Lost 6

Coach: Ron Meyer

First Eastern Division

S	13	Cincinnati Bengals	L	21-23	59,387
S	20	Miami Dolphins	L	10-23	57,524
S	27	at St. Louis Cardinals			Cancelled
O	4	at Buffalo Bills	W	47- 6	9,860
O	11	New York Jets	W	6- 0	34,927
O	18	at Pittsburgh Steelers	L	7-21	34,627
O	25	New England Patriots	W	30-16	48,850
N	1	at New York Jets	W	19-14	60,863
N	8	San Diego Chargers	L	13-16	60,459
N	15	at Miami Dolphins	W	40-21	65,433
N	22	at New England Patriots	L	0-24	59,906
N	29	Houston Oilers	W	51-27	54,999
D	6	at Cleveland Browns	W	9- 7	70,661
D	13	Buffalo Bills	L	3-27	60,253
D	20	at San Diego Chargers	W	20- 7	46,211
D	27	Tampa Bay Buccaneers	W	24- 6	60,468

300-238



RESULTS

AFC DIVISIONAL PLAYOFF GAME

J 9 at Cleveland Browns L 21-38 79,838

1988: Won 9, Lost 7

Coach: Ron Meyer

S	4	Houston Oilers	L	14-17	OT	57,251
S	11	Chicago Bears	L	13-17		60,503
S	19	at Cleveland Browns	L	17-23		75,148
S	25	Miami Dolphins	W	15-13		59,638
O	2	at New England Patriots	L	17-21		58,050
O	9	at Buffalo Bills	L	23-34		76,018
O	16	Tampa Bay Buccaneers	W	35-31		53,135
O	23	at San Diego Chargers	W	16-0		37,722
O	31	Denver Broncos	W	55-23		60,544
N	6	New York Jets	W	38-14		59,233
N	13	at Green Bay Packers	W	20-13		53,492
N	20	at Minnesota Vikings	L	3-12		58,342
N	27	New England Patriots	W	24-21		58,157
D	4	at Miami Dolphins	W	31-28		45,236
D	10	at New York Jets	L	16-34		46,284
D	18	Buffalo Bills	W	17-14		59,908

NFL STADIUMS

American Football Conference

Club	Stadium	Capacity	Playing Surface
Buffalo	Rich Stadium	80,290	Astroturf
Cincinnati	Riverfront Stadium	59,754	Astroturf
Cleveland	Cleveland Stadium	80,098	Grass
Denver	Denver Mile High Stadium	76,274	Grass (PAT)
Houston	Astrodome	50,599	Astroturf
Indianapolis	Hoosier Dome	60,127	Astroturf
Kansas City	Arrowhead	78,067	Tartan Turf
L.A. Raiders	Los Angeles Memorial Coliseum	92,516	Grass
Miami	Joe Robbie Stadium	75,500	Grass (PAT)
New England	Sullivan Stadium	61,000	Super Turf
New York	Giants Stadium	76,891	Astroturf
Pittsburgh	Three Rivers Stadium	59,000	Astroturf
San Diego	San Diego-Jack Murphy Stadium	60,750	Grass
Seattle	Kingdome	64,984	Astroturf

National Football Conference

Atlanta	Atlanta-Fulton County	59,643	Grass
Chicago	Soldier Field	66,030	Grass
Dallas	Texas Stadium	63,749	Texas Turf
Detroit	Pontiac Silverdome	80,638	Astroturf
Green Bay	Lambeau Field	57,091	Grass
	Milwaukee County Stadium	55,976	Grass
L.A. Rams	Anaheim Stadium	69,007	Grass
Minnesota	Hubert H. Humphrey Metrodome	63,000	Astroturf
New Orleans	Louisiana Superdome	71,647	Astroturf
New York	Giants Stadium	76,891	Astroturf
Philadelphia	Veterans Stadium	71,640	Astroturf
Phoenix	Sun Devil Stadium	74,000	Grass
San Francisco	Candlestick Park	61,891	Grass
Tampa Bay	Tampa Stadium	74,315	Grass
Washington	Robert F. Kennedy Mem. Stadium	55,750	Grass (PAT)



ALL-TIME SERIES RECORDS

Colts (Won-Lost-Tied)

(*Home Games)

ATLANTA (9-0)

1966, 19-7 W
1967, 38-31 W*
1967, 49-7 W
1968, 28-20 W
1968, 44-0 W*
1969, 21-14 W
1969, 13-6 W*
1974, 17-7 W
1986, 28-23 W

BUFFALO (18-18-1)

1970, 17-17 T*
1970, 20-14 W
1971, 43-0 W
1971, 24-0 W*
1972, 17-0 W
1972, 35-7 W*
1973, 13-31 L
1973, 17-24 L*
1974, 14-27 L*
1974, 0-6 L
1975, 31-38 L*
1975, 42-35 W
1976, 31-13 W
1976, 58-20 W*
1977, 17-14 W*
1977, 31-13 W
1978, 17-24 L
1978, 14-21 L*
1979, 13-31 L*
1979, 14-13 W
1980, 17-12 W
1980, 28-24 W*
1981, 3-35 L*
1981, 17-23 L
1982, 0-20 L
1983, 23-28 L
1983, 7-30 L*
1984, 31-17 W*
1984, 15-21 L
1985, 49-17 W*
1985, 9-21 L
1986, 13-24 L
1986, 24-14 W*
1987, 47-6 W
1987, 3-27 L*
1988, 23-34 L
1988, 17-14 W*

CHICAGO (21-15)

1953, 13-9 W*
1953, 16-14 W
1954, 9-28 L
1954, 13-28 L*
1955, 23-17 W*
1955, 10-38 L
1956, 28-21 W*
1956, 27-58 L
1957, 21-10 W*
1957, 29-14 W
1958, 51-38 W*

1958, 17-0 W
1959, 21-26 L*
1959, 21-7 W
1960, 42-7 W*
1960, 24-10 W
1961, 10-24 L
1961, 20-21 L*
1962, 15-35 L
1962, 0-57 L*
1963, 3-10 L
1963, 7-17 L*
1964, 52-0 W*
1964, 40-24 W
1965, 26-21 W
1965, 0-13 L*
1966, 17-27 L
1966, 21-16 W*
1967, 24-3 W
1968, 28-7 W*
1969, 24-21 W
1970, 21-20 W*
1975, 35-7 W
1983, 22-19 W*¹
1985, 10-17 L
1988, 13-17 L*

¹ Overtime

CINCINNATI (5-5)

1970, 17-0 W¹*
1972, 20-19 W
1974, 14-24 L*
1976, 28-27 W*
1979, 38-28 W*
1980, 33-34 L
1981, 19-41 L*
1982, 17-20 L*
1983, 34-31 W
1987, 21-23 L*

¹ AFC Divisional Playoff

CLEVELAND (6-13)

1956, 21-7 W
1959, 31-38 L*
1962, 36-14 W
1964, 0-27 L¹
1968, 20-30 L*
1968, 34-0 W¹
1971, 13-14 L*
1971, 20-3 W²
1973, 14-24 L
1975, 21-7 W*
1978, 24-45 L*
1979, 10-13 L
1980, 27-28 L*
1981, 28-42 L
1983, 23-41 L
1986, 9-24 L*
1987, 9-7 W
1987, 21-38 L²
1988, 17-23 L

¹ NFL Championship

² AFC Divisional Playoff

DALLAS (4-6)

1960, 45-7 W
1966, 35-3 W¹
1967, 23-17 W*
1969, 10-27 L
1970, 16-13 W²
1972, 0-21 L*
1976, 27-30 L
1978, 0-38 L
1981, 13-37 L*
1984, 3-22 L

¹ Playoff Bowl

² Super Bowl V

DENVER (2-6)

1974, 6-17 L*
1977, 13-27 L
1978, 7-6 W*
1981, 10-28 L
1983, 10-17 L*
1983, 19-21 L
1985, 10-15 L*
1988, 55-23 W*

DETROIT (17-16-2)

1953, 17-27 L*
1953, 7-17 L
1954, 0-35 L
1954, 3-27 L*
1955, 28-13 W*
1955, 14-24 L
1956, 14-31 L*
1956, 3-27 L
1957, 34-14 W*
1957, 27-31 L
1958, 28-15 W*
1958, 40-14 W
1959, 21-9 W*
1959, 31-24 W
1960, 17-30 L
1960, 15-20 L*
1961, 15-16 L*
1961, 17-14 W
1962, 20-29 L*
1962, 14-21 L
1963, 25-21 W
1963, 24-21 W*
1964, 34-0 W
1964, 14-31 L*
1965, 31-7 W*
1965, 24-24 T
1966, 45-14 W*
1966, 14-20 L
1967, 41-7 W*
1968, 27-10 W
1969, 17-17 T*
1973, 29-27 W
1977, 10-13 L*
1980, 10-9 W
1985, 14-6 W*



RESULTS

GREEN BAY (18-18-1)

1953, 14-37 L
 1953, 24-35 L*
 1954, 6-7 L*
 1954, 13-24 L
 1955, 24-20 W
 1955, 14-10 W*
 1956, 33-38 L
 1956, 28-21 W*
 1957, 45-17 W
 1957, 21-24 L*
 1958, 27-17 W
 1958, 56-0 W*
 1959, 38-21 W*
 1959, 28-24 W
 1960, 21-35 L
 1960, 38-24 W*
 1961, 7-45 L
 1961, 45-21 W*
 1962, 6-17 L*
 1962, 13-17 L
 1963, 20-31 L
 1963, 20-34 L*
 1964, 21-20 W
 1964, 24-21 W*
 1965, 17-20 L
 1965, 27-42 L*
 1965, 10-13 L¹
 1966, 3-24 L
 1966, 10-14 L*
 1967, 13-10 W*
 1968, 16-3 W
 1969, 14-6 W*
 1970, 13-10 W
 1974, 13-20 L*
 1982, 20-20 T*
 1985, 37-10 W*
 1988, 20-13 W
¹ Conference Playoff

HOUSTON (6-5)

1970, 24-20 W
 1973, 27-31 L*
 1976, 38-14 W*
 1979, 16-28 L*
 1980, 16-21 L
 1983, 20-10 W*
 1984, 35-21 W
 1985, 34-16 W*
 1986, 17-31 L
 1987, 51-27 W*
 1988, 14-17 L¹*

¹ Overtime

KANSAS CITY (3-6)

1970, 24-44 L*
 1972, 10-24 L
 1975, 28-14 W*
 1977, 17-6 W
 1979, 0-14 L
 1979, 7-10 L*
 1980, 31-24 W
 1980, 28-38 L*
 1985, 7-20 L

L.A. RAIDERS (3-4)

1970, 27-17 W¹*
 1971, 37-14 W
 1973, 21-34 L*

1975, 20-31 L*
 1977, 31-37 L²*
 1984, 7-21 L
 1986, 30-24 W
¹ AFC Championship
² AFC Playoffs

L.A. RAMS (20-15-2)

1953, 13-21 L*
 1953, 2-45 L
 1954, 0-48 L
 1954, 22-21 W
 1955, 17-17 T*
 1955, 14-20 L
 1956, 56-21 W*
 1956, 7-31 L
 1957, 31-14 W*
 1957, 21-37 L
 1958, 34-7 W*
 1958, 28-30 L
 1959, 35-21 W*
 1959, 45-26 W
 1960, 31-17 W*
 1960, 3-10 L
 1961, 27-24 W*
 1961, 17-34 L
 1962, 30-27 W*
 1962, 14-2 W
 1963, 16-17 L
 1963, 19-16 W*
 1964, 35-20 W*
 1964, 24-7 W
 1965, 35-20 W*
 1965, 20-17 W
 1966, 17-3 W
 1966, 7-23 L*
 1967, 24-24 T*
 1967, 10-34 L
 1968, 27-10 W*
 1968, 28-24 W
 1969, 20-27 L*
 1969, 13-7 W
 1971, 24-17 W*
 1975, 13-24 L
 1986, 7-24 L*

MIAMI (12-27)

1970, 35-0 W*
 1970, 17-34 L
 1971, 14-17 L
 1971, 14-3 W*
 1971, 0-21 L¹
 1972, 0-23 L*
 1972, 0-16 L
 1973, 0-44 L
 1973, 16-3 W*
 1974, 7-17 L
 1974, 16-17 L*
 1975, 33-17 W
 1975, 10-7 W*
 1976, 28-14 W*
 1976, 17-16 W
 1977, 45-28 W*
 1977, 6-17 L
 1978, 0-42 L*
 1978, 8-26 L
 1979, 0-19 L

1979, 24-28 L*
 1980 30-17 W
 1980, 14-24 L*
 1981, 28-31 L*
 1981, 10-27 L
 1982, 20-24 L
 1982, 7-34 L*
 1983, 7-21 L*
 1983, 0-37 L
 1984, 7-44 L
 1984, 17-35 L*
 1985, 13-30 L
 1985, 20-34 L
 1986, 10-30 L
 1986, 13-17 L*
 1987, 10-23 L*
 1987, 40-21 W
 1988, 15-13 W*
 1988, 31-28 W
¹ AFC Championship

MINNESOTA (12-6-1)

1961, 34-33 W*
 1961, 20-28 L
 1962, 34-7 W
 1962, 42-17 W*
 1963, 37-34 W
 1963, 41-10 W*
 1964, 24-34 L
 1964, 17-14 W*
 1965, 35-16 W*
 1965, 41-21 W
 1966, 38-23 W
 1966, 20-17 W*
 1967, 20-20 T
 1968, 21-9 W*
 1968, 24-14 W¹*
 1969, 14-52 L
 1971, 3-10 L
 1982, 10-13 L
 1988, 3-12 L
¹ Conference

NEW ENGLAND

(17-20)

1970, 14-6 W
 1970, 27-3 W*
 1971, 23-3 W
 1971, 17-21 L*
 1972, 24-17 W
 1972, 31-0 W*
 1973, 16-24 L
 1973, 18-13 W*
 1974, 3-42 L
 1974, 17-27 L*
 1975, 10-21 L
 1975, 34-21 W*
 1976, 27-13 W
 1976, 14-21 L*
 1977, 3-17 L
 1977, 30-24 W*
 1978, 34-27 W
 1978, 14-35 L*
 1979, 31-26 W*
 1979, 21-50 L
 1980, 21-37 L*
 1980 21-47 L
 1981, 29-28 W
 1981, 23-21 W



1982, 13-24 L*	1986, 16-31 L	1955, 24-35 L
1983, 29-23 W ¹	1987, 6-0 W*	1956, 17-20 L*
1983, 12-7 W*	1987, 19-14 W	1956, 17-30 L
1984, 17-50 L*	1988, 38-14 W*	1957, 27-21 W*
1984, 10-16 L	1988, 16-34 L	1957, 13-17 L
1985, 15-34 L	¹ Super Bowl III	1958, 35-27 W*
1985, 31-38 L*		1958, 12-21 L
1986, 3-33 L	PHILADELPHIA (6-5)	1959, 45-14 W*
1986, 21-30 L*	1953, 14-45 L	1959, 34-14 W
1987, 30-16 W*	1965, 34-24 W*	1960, 22-30 L*
1987, 0-24 L	1966, 20-14 W ¹	1960, 10-34 L
1988, 17-21 L	1967, 38-6 W	1961, 20-17 W*
1988, 24-21 W*	1969, 24-20 W*	1961, 27-24 W
¹ Overtime	1970, 29-10 W*	1962, 13-21 L*
	1974, 10-30 L	1962, 23-3 W
NEW ORLEANS (3-1)	1978, 14-17 L*	1963, 20-14 W
1967, 30-10 W*	1981, 13-38 L	1963, 20-3 W*
1969, 30-10 W	1983, 22-21 W	1964, 37-7 W*
1973, 14-10 W*	1984, 7-16 L	1964, 14-3 W
1986, 14-17 L*	¹ Playoff Bowl	1965, 27-24 W*
		1965, 34-28 W
N.Y. GIANTS (7-3)	PITTSBURGH (4-10)	1966, 36-14 W*
1954, 20-14 W*	1957, 13-19 L*	1966, 30-14 W
1955, 7-17 L	1968, 41-7 W	1967, 41-7 W*
1958, 21-24 L	1971, 34-21 W*	1967, 26-9 W
1958, 23-17 W ¹	1974, 0-30 L	1968, 27-10 W*
1959, 31-16 W ^{1*}	1975, 10-28 L ¹	1968, 42-14 W
1963, 28-37 L*	1976, 14-40 L ^{1*}	1969, 21-24 L*
1968, 26-0 W	1977, 31-21 W*	1969, 17-20 L
1971, 31-7 W	1978, 13-35 L	1972, 21-24 L
1975, 21-0 W	1979, 13-17 L	1986, 14-35 L
1979, 31-7 W	1980, 17-20 L*	
¹ NFL Championship	1983, 13-24 L*	SEATTLE (2-0)
	1984, 17-16 W*	1977, 29-14 W
N.Y. JETS (19-19)	1985, 3-45 L	1978, 17-14 W
1968, 7-16 L ¹	1987, 7-21 L	
1970, 29-22 W	¹ AFC Divisional Playoff	TAMPA BAY (4-1)
1970, 35-20 W*		1976, 42-17 W*
1971, 22-0 W*	PHOENIX (4-5)	1979, 26-29 L*
1971, 14-13 W	1961, 16-0 W*	1985, 31-23 W
1972, 34-44 L*	1964, 47-27 W*	1987, 24-6 W*
1972, 20-24 L	1968, 27-0 W*	1988, 35-31 W*
1973, 10-34 L*	1972, 3-10 L*	
1973, 17-20 L	1976, 17-24 L	WASHINGTON
1974, 35-20 W	1978, 30-17 W	(15-6)
1974, 38-45 L*	1980, 10-17 L*	1953, 27-17 W*
1975, 45-28 W	1981, 24-35 L*	1954, 21-24 L
1975, 52-19 W*	1984, 33-34 L*	1955, 13-14 L*
1976, 20-0 W		1956, 19-17 W*
1976, 33-16 W*	SAN DIEGO (4-6)	1957, 21-17 W
1977, 20-12 W	1970, 16-14 W	1958, 35-10 W*
1977, 33-12 W*	1972, 20-23 L*	1959, 24-27 L
1978, 10-33 L*	1976, 37-21 W	1960, 20-0 W*
1978, 16-24 L	1981, 14-43 L*	1961, 27-6 W
1979, 10-8 W*	1982, 26-44 L	1962, 34-21 W*
1979, 17-30 L	1984, 10-38 L*	1963, 36-20 W
1980, 17-14 W	1986, 3-17 L*	1964, 45-17 W*
1980, 35-21 W*	1987, 13-16 L*	1965, 38-7 W
1981, 14-41 L*	1987, 20-7 W	1966, 37-10 W*
1981, 0-25 L	1988, 16-0 W	1967, 17-13 W
1982, 0-37 L		1969, 41-17 W*
1983, 17-14 W	SAN FRANCISCO	1973, 14-22 L
1983, 6-10 L*	(21-15)	1977, 10-3 W*
1984, 14-23 L*	1953, 21-38 L*	1978, 21-17 W*
1984, 9-5 W	1953, 14-45 L	1981, 14-38 L
1985, 20-25 L	1954, 17-13 W*	1984, 7-35 L*
1985, 17-35 L*	1954, 7-10 L	
1986, 7-26 L*	1955, 26-14 W*	



RESULTS

NATIONAL FOOTBALL LEAGUE STANDINGS

NOTE: Standings since the AFL-NFL Merger. For years prior to 1970 season, consult NFL Record and Fact Book.

1970

American Conference

Eastern Division

	W	L	T	Pct.
Baltimore	11	2	1	.846
*Miami	10	4	0	.714
N.Y. Jets	4	10	0	.286
Buffalo	3	10	1	.231
Boston	2	12	0	.143

Central Division

	W	L	T	Pct.
Cincinnati	8	6	0	.571
Cleveland	7	7	0	.500
Pittsburgh	5	9	0	.357
Houston	3	10	1	.231

Western Division

	W	L	T	Pct.
Oakland	8	4	2	.667
Kansas City	7	5	2	.583
San Diego	5	6	3	.455
Denver	5	8	1	.385

*Qualified as wildcard.

AFC Playoffs—BALTIMORE 17, Cincinnati 0;
OAKLAND 21, Miami 14.
AFC Championship—BALTIMORE 27,
Oakland 17.

Super Bowl V—Baltimore 16, Dallas 13, at Miami (Orange Bowl).

National Conference

Eastern Division

	W	L	T	Pct.
Dallas	10	4	0	.714
N.Y. Giants	9	5	0	.643
St. Louis	8	5	1	.615
Washington	6	8	0	.429
Philadelphia	3	10	1	.231

Central Division

	W	L	T	Pct.
Minnesota	12	2	0	.857
*Detroit	10	4	0	.714
Chicago	6	8	0	.429
Green Bay	6	8	0	.429

Western Division

	W	L	T	Pct.
San Francisco	10	3	1	.769
Los Angeles	9	4	1	.714
Atlanta	4	8	2	.333
New Orleans	2	11	1	.179

NFC Playoffs—DALLAS 5, Detroit 0;
San Francisco 17, MINNESOTA 14.
NFC Championship—Dallas 17,
SAN FRANCISCO 10.

1971

American Conference

Eastern Division

	W	L	T	Pct.
Miami	10	3	1	.769
*Baltimore	10	4	0	.714
N.Y. Jets	6	8	0	.429
New England	6	8	0	.429
Buffalo	1	13	0	.071

Central Division

	W	L	T	Pct.
Cleveland	9	5	0	.643
Pittsburgh	6	8	0	.429
Houston	4	9	1	.308
Cincinnati	4	10	0	.286

Western Division

	W	L	T	Pct.
Kansas City	10	3	1	.769
Oakland	8	4	2	.667
San Diego	6	8	0	.429
Denver	4	9	1	.308

*Qualified as wildcard.

AFC Playoffs—MIAMI 27, KANSAS CITY, 24;
Baltimore 20, CLEVELAND 3.
AFC Championship—MIAMI 21,
Baltimore 0.

Super Bowl VI—Dallas 24, Miami 3, at New Orleans (Tulane Stadium)

National Conference

Eastern Division

	W	L	T	Pct.
Dallas	11	3	0	.786
*Washington	9	4	1	.692
Philadelphia	6	7	1	.462
St. Louis	4	9	1	.308
N.Y. Giants	4	10	0	.286

Central Division

	W	L	T	Pct.
Minnesota	11	3	0	.786
Detroit	7	6	1	.538
Chicago	6	8	0	.429
Green Bay	4	8	2	.333

Western Division

	W	L	T	Pct.
San Francisco	9	5	0	.643
Los Angeles	8	5	1	.615
Atlanta	7	6	1	.538
New Orleans	4	8	2	.333

NFC Playoffs—Dallas 20, MINNESOTA 12;
SAN FRANCISCO 24, Washington 20.
NFC Championship—DALLAS 14,
San Francisco 3.

1972

American Conference

Eastern Division

	W	L	T	Pct.
Miami	14	0	0	1.000
N.Y. Jets	7	7	0	.500
Baltimore	5	9	0	.357
Buffalo	4	9	1	.321
New England	3	11	0	.214

National Conference

Eastern Division

	W	L	T	Pct.
Washington	11	3	0	.786
*Dallas	10	4	0	.714
N.Y. Giants	8	6	0	.571
St. Louis	4	9	1	.321
Philadelphia	2	11	1	.179

RESULTS



Central Division

	W	L	T	Pct.
Pittsburgh	11	3	0	.786
*Cleveland	10	4	0	.714
Cincinnati	8	6	0	.571
Houston	1	13	0	.071

Western Division

	W	L	T	Pct.
Oakland	10	3	1	.750
Kansas City	8	6	0	.571
Denver	5	9	0	.429
San Diego	4	9	1	.321

*Qualified as wildcard.

AFC Playoffs—PITTSBURGH 13,
Oakland 7; MIAMI 20, Cleveland 14.

AFC Championship—Miami 21,
PITTSBURGH 17.

Super Bowl VII—Miami 14, Washington 7, at Los Angeles (Coliseum).

Central Division

	W	L	T	Pct.
Green Bay	10	4	0	.714
Detroit	8	5	1	.607
Minnesota	7	7	0	.500
Chicago	4	9	1	.321

Western Division

	W	L	T	Pct.
San Francisco	8	5	1	.607
Atlanta	7	7	0	.500
Los Angeles	6	7	1	.464
New Orleans	2	11	1	.179

NFC Playoffs—Dallas 30,
SAN FRANCISCO 28; WASHINGTON 16,
Green Bay 3.

NFC Championship—WASHINGTON 26,
Dallas 3.

1973

American Conference

Eastern Division

	W	L	T	Pct.
Miami	12	2	0	.857
Buffalo	9	5	0	.643
New England	5	9	0	.357
Baltimore	4	10	0	.286
N.Y. Jets	4	10	0	.286

Central Division

	W	L	T	Pct.
Cincinnati	10	4	0	.714
*Pittsburgh	10	4	0	.714
Cleveland	7	5	2	.571
Houston	1	13	0	.071

Western Division

	W	L	T	Pct.
Oakland	9	4	1	.679
Denver	7	5	2	.571
Kansas City	7	5	2	.571
San Diego	2	11	1	.179

*Qualified as wildcard.

AFC Playoffs—OAKLAND 33, Pittsburgh 14;
MIAMI 34, Cincinnati 16

AFC Championship—MIAMI 27,
Oakland 10

Super Bowl VII—Miami 24, Minnesota 7, at Houston (Rice Stadium).

National Conference

Eastern Division

	W	L	T	Pct.
Dallas	10	4	0	.714
*Washington	10	4	0	.714
Philadelphia	5	8	1	.393
St. Louis	4	9	1	.321
N.Y. Giants	2	11	1	.179

Central Division

	W	L	T	Pct.
Minnesota	12	2	0	.857
Detroit	6	7	1	.464
Green Bay	5	7	2	.429
Chicago	3	11	0	.214

Western Division

	W	L	T	Pct.
Los Angeles	12	2	0	.857
Atlanta	9	5	0	.643
New Orleans	5	9	0	.357
San Francisco	5	9	0	.357

NFC Playoffs—MINNESOTA 27,
Washington 20; DALLAS 27,
Los Angeles 16

NFC Championship—Minnesota 27,
DALLAS 10

1974

American Conference

Eastern Division

	W	L	T	Pct.
Miami	11	3	0	.786
*Buffalo	9	5	0	.643
New England	7	7	0	.500
N.Y. Jets	7	7	0	.500
Baltimore	2	12	0	.143

Central Division

	W	L	T	Pct.
Pittsburgh	10	3	1	.750
Cincinnati	7	7	0	.500
Houston	7	7	0	.500
Cleveland	4	10	0	.286

Western Division

	W	L	T	Pct.
Oakland	12	2	0	.857
Denver	7	6	1	.536
Kansas City	5	9	0	.357
San Diego	5	9	0	.357

*Qualified as wildcard.

AFC Playoffs—OAKLAND 28, Miami 26;
PITTSBURGH 32, Buffalo 14

AFC Championship—Pittsburgh 24,
OAKLAND 13

Super Bowl IX—Pittsburgh 16, Minnesota 6, at New Orleans (Tulane Stadium).

National Conference

Eastern Division

	W	L	T	Pct.
St. Louis	10	4	0	.714
*Washington	10	4	0	.714
Dallas	8	6	0	.571
Philadelphia	7	7	0	.500
N.Y. Giants	2	12	0	.143

Central Division

	W	L	T	Pct.
Minnesota	10	4	0	.714
Detroit	7	7	0	.500
Green Bay	6	8	0	.429
Chicago	4	10	0	.286

Western Division

	W	L	T	Pct.
Los Angeles	10	4	0	.714
San Francisco	6	8	0	.429
New Orleans	5	9	0	.357
Atlanta	3	11	0	.214

NFC Playoffs—MINNESOTA 30, St. Louis 14;
LOS ANGELES 19, Washington 10

NFC Championship—MINNESOTA 14,
Los Angeles 10



RESULTS

1975

American Conference

Eastern Division

	W	L	T	Pct.
Baltimore	10	4	0	.714
Miami	10	4	0	.714
Buffalo	8	6	0	.571
New England	3	11	0	.214
N.Y. Jets	3	11	0	.214

Central Division

	W	L	T	Pct.
Pittsburgh	12	2	0	.857
*Cincinnati	11	3	0	.786
Houston	10	4	0	.714
Cleveland	3	11	0	.214

Western Division

	W	L	T	Pct.
Oakland	11	3	0	.786
Denver	6	8	0	.429
Kansas City	5	9	0	.357
San Diego	2	12	0	.143

National Conference

Eastern Division

	W	L	T	Pct.
St. Louis	11	3	0	.786
*Dallas	10	4	0	.714
Washington	8	6	0	.571
N.Y. Giants	5	9	0	.357
Philadelphia	4	10	0	.286

Central Division

	W	L	T	Pct.
Minnesota	12	2	0	.857
Detroit	7	7	0	.500
Chicago	4	10	0	.286
Green Bay	4	10	0	.286

Western Division

	W	L	T	Pct.
Los Angeles	12	2	0	.857
San Francisco	5	9	0	.357
Atlanta	4	10	0	.286
New Orleans	2	12	0	.143

* Qualified as wildcard.

AFC Playoffs—PITTSBURGH 28,
 Baltimore 10; OAKLAND 31, Cincinnati 28
 AFC Championship—PITTSBURGH 16,
 Oakland 10

NFC Playoffs—LOS ANGELES 35,
 St. Louis 23; Dallas 17, MINNESOTA 14
 NFC Championship—Dallas 37,
 LOS ANGELES 7

Super Bow X—Pittsburgh 21, Dallas 17 at Miami (Orange Bowl)

1976

American Conference

Eastern Division

	W	L	T	Pct.
Baltimore	11	3	0	.786
*New England	11	3	0	.786
Miami	6	8	0	.429
N.Y. Jets	3	11	0	.214
Buffalo	2	12	0	.143

Central Division

	W	L	T	Pct.
Pittsburgh	10	4	0	.714
Cincinnati	10	4	0	.714
Cleveland	9	5	0	.643
Houston	5	9	0	.357

Western Division

	W	L	T	Pct.
Oakland	13	1	0	.929
Denver	9	5	0	.643
San Diego	6	8	0	.429
Kansas City	5	9	0	.357
Tampa Bay	0	14	0	.000

* Qualified as wildcard.

AFC Playoffs—OAKLAND 24,
 New England 21; Pittsburgh 40,
 BALTIMORE 14
 AFC Championship—OAKLAND 24,
 Pittsburgh 7

National Conference

Eastern Division

	W	L	T	Pct.
Dallas	11	3	0	.786
*Washington	10	4	0	.714
St. Louis	10	4	0	.714
Philadelphia	4	10	0	.286
N.Y. Giants	3	11	0	.214

Central Division

	W	L	T	Pct.
Minnesota	11	2	1	.821
Chicago	7	7	0	.500
Detroit	6	8	0	.429
Green Bay	5	9	0	.357

Western Division

	W	L	T	Pct.
Los Angeles	10	3	1	.750
San Francisco	8	6	0	.571
Atlanta	4	10	0	.286
New Orleans	4	10	0	.286
Seattle	2	12	0	.143

NFC Playoffs—MINNESOTA 35,
 Washington 30; Los Angeles 14,
 DALLAS 12
 NFC Championship—MINNESOTA 24,
 Los Angeles 13

Super Bowl XI—Oakland 32, Minnesota 14 at Pasadena (Rose Bowl)

1977

American Conference

Eastern Division

	W	L	T	Pct.
Baltimore	10	4	0	.714
Miami	10	4	0	.714
New England	9	5	0	.643
N.Y. Jets	3	11	0	.214
Buffalo	3	11	0	.214

Central Division

	W	L	T	Pct.
Pittsburgh	9	5	0	.643
Houston	8	6	0	.571
Cincinnati	8	6	0	.571
Cleveland	6	8	0	.429

National Conference

Eastern Division

	W	L	T	Pct.
Dallas	12	2	0	.857
Washington	9	5	0	.643
St. Louis	7	7	0	.500
Philadelphia	5	9	0	.357
N.Y. Giants	5	9	0	.357

Central Division

	W	L	T	Pct.
Minnesota	9	5	0	.643
*Chicago	9	5	0	.643
Detroit	6	8	0	.429
Green Bay	4	10	0	.286
Tampa Bay	2	12	0	.143

RESULTS



Western Division

	W	L	T	Pct.
Denver	12	2	0	.857
*Oakland	11	3	0	.786
San Diego	7	7	0	.500
Seattle	5	9	0	.357
Kansas City	2	12	0	.143

*Qualified as wildcard.

AFC Playoffs—Oakland 37, Baltimore 31;
DENVER 34, Pittsburgh 21

AFC Championship—DENVER 20,
Oakland 17

Super Bowl XII—Dallas 27, Denver 10 at New Orleans (Superdome)

Western Division

	W	L	T	Pct.
Los Angeles	10	4	0	.714
Atlanta	5	9	0	.500
San Francisco	7	7	0	.500
New Orleans	3	11	0	.214

NFC Playoffs—DALLAS 37, Chicago 7;
Minnesota 14, LOS ANGELES 7

NFC Championship—DALLAS 23,
Minnesota 6

1978

American Conference

Eastern Division

	W	L	T	Pct.
New England*	11	5	0	.688
Miami #	11	5	0	.688
N.Y. Jets	8	8	0	.500
Buffalo	5	11	0	.313
Baltimore	5	11	0	.313

Central Division

	W	L	T	Pct.
Pittsburgh*	14	2	0	.875
Houston #	10	6	0	.625
Cleveland	8	8	0	.500
Cincinnati	4	12	0	.250

Western Division

	W	L	T	Pct.
Denver*	10	6	0	.625
Oakland	9	7	0	.563
Seattle	9	7	0	.563
San Diego	9	7	0	.563
Kansas City	4	12	0	.250

*Divisional Champions

AFC Wildcard—Houston 17, MIAMI 9

AFC Playoffs—PITTSBURGH 33, Denver 10;
Houston 31, NEW ENGLAND 14

AFC Championship—PITTSBURGH 34,
Houston 5

Super Bowl XIII—Pittsburgh 35, Dallas 31 at Miami (Orange Bowl)

National Conference

Eastern Division

	W	L	T	Pct.
Dallas*	12	4	0	.750
Philadelphia #	9	7	0	.563
Washington	8	8	0	.500
St. Louis	6	10	0	.375
N.Y. Giants	6	10	0	.375

Central Division

	W	L	T	Pct.
Minnesota*	8	7	1	.531
Green Bay	8	7	1	.531
Detroit	7	9	0	.438
Chicago	7	9	0	.438
Tampa Bay	5	11	0	.313

Western Division

	W	L	T	Pct.
Los Angeles*	12	4	0	.750
Atlanta #	9	7	0	.563
New Orleans	7	9	0	.438
San Francisco	2	14	0	.125

#Wildcard Teams

NFC Wildcard—ATLANTA 14, Philadelphia 13

NFC Playoffs—DALLAS 27, Atlanta 20;
LOS ANGELES 34, Minnesota 10

NFC Championship—DALLAS 28,
Los Angeles 0

1979

American Conference

Eastern Division

	W	L	T	Pct.
Miami*	10	6	0	.625
New England	9	7	0	.563
N.Y. Jets	8	8	0	.500
Buffalo	7	9	0	.438
Baltimore	5	11	0	.313

Central Division

	W	L	T	Pct.
Pittsburgh*	12	4	0	.750
Houston #	11	5	0	.688
Cleveland	9	7	0	.563
Cincinnati	4	12	0	.250

Western Division

	W	L	T	Pct.
San Diego*	12	4	0	.750
Denver #	10	6	0	.625
Seattle	9	7	0	.563
Oakland	9	7	0	.563
Kansas City	7	9	0	.438

*Divisional Champions

AFC Wildcard—HOUSTON 13,
Denver 7

AFC Playoffs—Houston 17, SAN DIEGO 14;
PITTSBURGH 34, Miami 14

National Conference

Eastern Division

	W	L	T	Pct.
Dallas*	11	5	0	.688
Philadelphia #	11	5	0	.688
Washington	10	6	0	.625
N.Y. Giants	6	10	0	.375
St. Louis	5	11	0	.313

Central Division

	W	L	T	Pct.
Tampa Bay*	10	6	0	.625
Chicago #	10	6	0	.625
Minnesota	7	9	0	.438
Green Bay	5	11	0	.313
Detroit	2	14	0	.125

Western Division

	W	L	T	Pct.
Los Angeles*	9	7	0	.563
New Orleans	8	8	0	.500
Atlanta	6	10	0	.375
San Francisco	2	14	0	.125

#Wildcard Teams

NFC Wildcard—PHILADELPHIA 27,
Chicago 17

NFC Playoffs—TAMPA BAY 24,
Philadelphia 17; Los Angeles 21,
DALLAS 19



RESULTS

AFC Championship—PITTSBURGH 27,
Houston 13

NFC Championship—Los Angeles 9,
TAMPA BAY 0

Super Bowl XIV—Pittsburgh 31, Los Angeles 19 at Pasadena (Rose Bowl)

1980

American Conference

Eastern Division

	W	L	T	Pct.
Buffalo*	11	5	0	.688
New England	10	6	0	.625
Miami	8	8	0	.500
Baltimore	7	9	0	.438
N.Y. Jets	4	12	0	.250

Central Division

	W	L	T	Pct.
Cleveland*	11	5	0	.688
Houston #	11	5	0	.688
Pittsburgh	9	7	0	.563
Cincinnati	6	10	0	.375

Western Division

	W	L	T	Pct.
San Diego*	11	5	0	.688
Oakland #	11	5	0	.688
Kansas City	8	8	0	.500
Denver	8	8	0	.500
Seattle	4	12	0	.250

*Divisional Champions

AFC Wildcard—OAKLAND 27, Houston 7.
AFC Playoffs—SAN DIEGO 20, Buffalo 14;
Oakland 14, CLEVELAND 12

AFC Championship—Oakland 34,
SAN DIEGO 27

Super Bowl XV—Oakland 27, Philadelphia 10 at New Orleans (Superdome)

National Conference

Eastern Division

	W	L	T	Pct.
Philadelphia*	12	4	0	.750
Dallas #	12	4	0	.750
Washington	6	10	0	.375
St. Louis	5	11	0	.313
N.Y. Giants	4	12	0	.250

Central Division

	W	L	T	Pct.
Minnesota*	9	7	0	.563
Detroit	9	7	0	.563
Chicago	7	9	0	.438
Tampa Bay	5	10	1	.344
Green Bay	5	10	1	.344

Western Division

	W	L	T	Pct.
Atlanta*	12	4	0	.750
Los Angeles #	11	5	0	.688
San Francisco	6	10	0	.375
New Orleans	1	15	0	.063

#Wildcard Teams

NFC Wildcard—DALLAS 34, Los Angeles 13
NFC Playoffs—PHILADELPHIA 31,
Minnesota 16; Dallas 30, ATLANTA 27
NFC Championship—PHILADELPHIA 20,
Dallas 7

1981

American Conference

Eastern Division

	W	L	T	Pct.
Miami*	11	4	1	.719
N.Y. Jets #	10	5	1	.656
Buffalo #	10	6	0	.625
Baltimore	2	14	0	.125
New England	2	14	0	.125

Central Division

	W	L	T	Pct.
Cincinnati*	12	4	0	.750
Pittsburgh	8	8	0	.500
Houston	7	9	0	.438
Cleveland	5	11	0	.313

Western Division

	W	L	T	Pct.
San Diego*	10	6	0	.625
Denver	10	6	0	.625
Kansas City	9	7	0	.563
Oakland	7	9	0	.438
Seattle	6	10	0	.375

*Divisional Champions

AFC Wildcard—Buffalo 31,
JETS 27

AFC Playoffs—San Diego 41, MIAMI 38;
CINCINNATI 28, Buffalo 21

AFC Championship—CINCINNATI 27,
San Diego 7

Super Bowl XVI—San Francisco 26, CINCINNATI 21 at Pontiac (Silverdome)

National Conference

Eastern Division

	W	L	T	Pct.
Dallas*	12	4	0	.750
Philadelphia #	10	6	0	.625
N.Y. Giants #	9	7	0	.563
Washington	8	8	0	.500
St. Louis	7	9	0	.438

Central Division

	W	L	T	Pct.
Tampa Bay*	9	7	0	.563
Detroit	8	8	0	.500
Green Bay	8	8	0	.500
Minnesota	7	9	0	.438
Chicago	6	10	0	.375

Western Division

	W	L	T	Pct.
San Francisco*	13	3	0	.813
Atlanta	7	9	0	.438
Los Angeles	6	10	0	.375
New Orleans	4	12	0	.250

#Wildcard Teams

NFC Wildcard—N.Y. Giants 27,
PHILADELPHIA 21

NFC Playoffs—DALLAS 38, Tampa Bay 0;
SAN FRANCISCO 38, N.Y. Giants 24

NFC Championship—SAN FRANCISCO 28,
Dallas 27

1982

American Conference

Eastern Division

	W	L	T	Pct.
L.A. Raiders*	8	1	0	.889
Miami*	7	2	0	.778
Cincinnati*	7	2	0	.778
Pittsburgh*	6	3	0	.667
San Diego*	6	3	0	.667
N.Y. Jets*	6	3	0	.667
New England*	5	4	0	.556

National Conference

Eastern Division

	W	L	T	Pct.
Washington*	8	1	0	.889
Dallas*	6	3	0	.667
Green Bay*	5	3	1	.611
Minnesota*	5	4	0	.556
Atlanta*	5	4	0	.556
St. Louis*	5	4	0	.556
Tampa Bay*	5	4	0	.556

RESULTS



Cleveland*	4	5	0	.444
Buffalo	4	5	0	.444
Seattle	4	5	0	.444
Kansas City	3	6	0	.333
Denver	2	7	0	.222
Houston	1	8	0	.111
Baltimore	0	8	1	.000

*Clinched Playoffs

Detroit*	4	5	0	.444
New Orleans	4	5	0	.444
N.Y. Giants	4	5	0	.444
San Francisco	3	6	0	.333
Chicago	3	6	0	.333
Philadelphia	3	6	0	.333
L.A. Rams	2	7	0	.222

SUPER BOWL TOURNAMENT

AFC First Round—MIAMI 28,
New England 13
LOS ANGELES RAIDERS 27, Cleveland 10
New York Jets 44, CINCINNATI 17
San Diego 31, PITTSBURGH 28
AFC Second Round—New York Jets 17,
LOS ANGELES RAIDERS 14
MIAMI 34, San Diego 13
AFC Championship—MIAMI 14,
New York Jets 0

NFC First Round—WASHINGTON 31,
Detroit 7
GREEN BAY 41, St. Louis 16
MINNESOTA 30, Atlanta 24
DALLAS 30, Tampa Bay 17
NFC Second Round—WASHINGTON 21,
Minnesota 7
DALLAS 37, Green Bay 26
NFC Championship—
WASHINGTON 31, Dallas 17

Super Bowl XVII—WASHINGTON 27, Miami 17 at Pasadena (Rose Bowl)

1983

American Conference

Eastern Division

	W	L	T	Pct.
Miami*	12	4	0	.750
New England	8	8	0	.500
Buffalo	8	8	0	.500
Baltimore	7	9	0	.438
N.Y. Jets	7	9	0	.438

Central Division

	W	L	T	Pct.
Pittsburgh*	10	6	0	.625
Cleveland	9	7	0	.563
Cincinnati	7	9	0	.438
Houston	2	14	0	.125

Western Division

	W	L	T	Pct.
L.A. Raiders*	12	4	0	.750
Seattle #	9	7	0	.563
Denver #	9	7	0	.563
San Diego	6	10	0	.375
Kansas City	6	10	0	.375

*Division Champions

AFC Wildcard—SEATTLE 31,
Denver 7
AFC Playoffs—Seattle 27, MIAMI 20;
LOS ANGELES RAIDERS 38, Pittsburgh 10
AFC Championship—LOS ANGELES RAIDERS
30, Seattle 14

Super Bowl XVIII—RAIDERS 38, Washington 9 at Tampa (Tampa Stadium)

National Conference

Eastern Division

	W	L	T	Pct.
Washington*	14	2	0	.875
Dallas #	12	4	0	.750
St. Louis	8	7	1	.531
Philadelphia	5	11	0	.313
N.Y. Giants	3	12	1	.219

Central Division

	W	L	T	Pct.
Detroit*	9	7	0	.563
Green Bay	8	8	0	.500
Chicago	8	8	0	.500
Minnesota	8	8	0	.500
Tampa Bay	2	14	0	.125

Western Division

	W	L	T	Pct.
San Francisco*	10	6	0	.625
L.A. Rams #	9	7	0	.563
New Orleans	8	8	0	.500
Atlanta	7	9	0	.438

#Wildcard Teams

NFC Wildcard—Rams 24, DALLAS 17
NFC Playoffs—SAN FRANCISCO 24,
Detroit 23; WASHINGTON 51, Rams 7
NFC Championship—WASHINGTON 24,
San Francisco 21

1984

American Conference

Eastern Division

	W	L	T	Pct.
Miami*	14	2	0	.875
New England	9	7	0	.563
N.Y. Jets	7	9	0	.438
Indianapolis	4	12	0	.250
Buffalo	2	14	0	.125

Central Division

	W	L	T	Pct.
Pittsburgh*	9	7	0	.563
Cincinnati	8	8	0	.500
Cleveland	5	11	0	.313
Houston	3	13	0	.188

Western Division

	W	L	T	Pct.
Denver*	13	3	0	.813
Seattle #	12	4	0	.750
L.A. Raiders #	11	5	0	.688
Kansas City	8	8	0	.500
San Diego	7	9	0	.438

*Division Champions

National Conference

Eastern Division

	W	L	T	Pct.
Washington*	11	5	0	.688
N.Y. Giants #	9	7	0	.563
St. Louis	9	7	0	.563
Dallas	9	7	0	.563
Philadelphia	6	9	1	.406

Central Division

	W	L	T	Pct.
Chicago*	10	6	0	.625
Green Bay	8	8	0	.500
Tampa Bay	6	10	0	.375
Detroit	4	11	1	.281
Minnesota	3	13	0	.188

Western Division

	W	L	T	Pct.
San Francisco*	15	1	0	.938
L.A. Rams #	10	6	0	.625
New Orleans	7	9	0	.438
Atlanta	4	12	0	.250

#Wildcard Teams



RESULTS

AFC First Round—SEATTLE 13,
Los Angeles Raiders 7

AFC Divisional Playoffs—MIAMI 31,
Seattle 10; Pittsburgh 24,
DENVER 17

AFC Championship—MIAMI 45,
Pittsburgh 28

Super Bowl XIX—SAN FRANCISCO 38, Miami 16 at Palo Alto (Stanford Stadium)

NFC First Round—New York Giants 16,
LOS ANGELES RAMS 13

NFC Divisional Playoffs—SAN FRANCISCO
21, New York Giants 10; Chicago 23,
WASHINGTON 19

NFC Championship—
SAN FRANCISCO 23, Chicago 0

1985

American Conference

Eastern Division

	W	L	T	Pct.
Miami*	12	4	0	.750
N.Y. Jets #	11	5	0	.688
New England #	11	5	0	.688
Indianapolis	5	11	0	.313
Buffalo	2	14	0	.125

Central Division

	W	L	T	Pct.
Cleveland*	8	8	0	.500
Cincinnati	7	9	0	.438
Pittsburgh	7	9	0	.438
Houston	5	11	0	.313

Western Division

	W	L	T	Pct.
L.A. Raiders*	12	4	0	.750
Denver	11	5	0	.688
Seattle	8	8	0	.500
San Diego	8	8	0	.500
Kansas City	6	10	0	.375

*Division Champions

National Conference

Eastern Division

	W	L	T	Pct.
Dallas*	10	6	0	.625
N.Y. Giants #	10	6	0	.625
Washington	10	6	0	.625
Philadelphia	7	9	0	.438
St. Louis	5	11	0	.313

Central Division

	W	L	T	Pct.
Chicago*	15	1	0	.938
Green Bay	8	8	0	.500
Minnesota	7	9	0	.438
Detroit	7	9	0	.438
Tampa Bay	2	14	0	.125

Western Division

	W	L	T	Pct.
L.A. Rams*	11	5	0	.688
San Francisco #	10	6	0	.625
New Orleans	5	11	0	.313
Atlanta	4	12	0	.250

#Wildcard Teams

AFC Wildcard—New England, 26, NEW
YORK JETS 14

AFC Playoffs—New England 27, LOS
ANGELES RAIDERS 20;
MIAMI 24, Cleveland 21

AFC Championship—New England 31,
MIAMI 14

Super Bowl XX—Chicago 46, NEW ENGLAND 10 at New Orleans (Superdome)

NFC Wildcard—NEW YORK GIANTS 17,
San Francisco 3

NFC Playoffs—LOS ANGELES RAMS 20,
Dallas 0
CHICAGO 21, New York Giants 0

NFC Championship—CHICAGO 24, Los
Angeles Rams 0

1986

American Conference

Eastern Division

	W	L	T	Pct.
New England*	11	5	0	.688
N.Y. Jets #	10	6	0	.625
Miami	8	8	0	.500
Buffalo	4	12	0	.250
Indianapolis	3	13	0	.188

Central Division

	W	L	T	Pct.
Cleveland*	12	4	0	.750
Cincinnati	10	6	0	.625
Pittsburgh	6	10	0	.375
Houston	5	11	0	.313

Western Division

	W	L	T	Pct.
Denver*	11	5	0	.688
Kansas City #	10	6	0	.625
Seattle	10	6	0	.625
L.A. Raiders	8	8	0	.500
San Diego	4	12	0	.250

*Division Champion

AFC Wildcard—NEW YORK JETS 35,
Kansas City 15

AFC Playoffs—CLEVELAND 23,
N.Y. Jets 20 (OT);
DENVER 22, New England 17

AFC Championship—Denver 23,
CLEVELAND 20 (OT)

Super Bowl XXI—N.Y. GIANTS 39, Denver 20 at Pasadena (Rose Bowl)

National Conference

Eastern Division

	W	L	T	Pct.
N.Y. Giants*	14	2	0	.875
Washington #	12	4	0	.750
Dallas	7	9	0	.438
Philadelphia	5	10	1	.344
St. Louis	4	11	1	.281

Central Division

	W	L	T	Pct.
Chicago*	14	2	0	.875
Minnesota	9	7	0	.563
Detroit	5	11	0	.313
Green Bay	4	12	0	.250
Tampa Bay	2	14	0	.125

Western Division

	W	L	T	Pct.
San Francisco*	10	5	1	.656
L.A. Rams #	10	6	0	.625
Atlanta	7	8	1	.469
New Orleans	7	9	0	.438

#Wildcard Teams

NFC Wildcard—WASHINGTON 19,
L.A. Rams 7

NFC Playoffs—Washington 27,
CHICAGO 13; N.Y. GIANTS 49,
San Francisco 3

NFC Championship—N.Y. GIANTS 17,
Washington 0

RESULTS



1987

American Conference Eastern Division

	W	L	T	Pct.
Indianapolis*	9	6	0	.600
New England	8	7	0	.533
Miami	8	7	0	.533
Buffalo	7	8	0	.467
N.Y. Jets	6	9	0	.400

Central Division

	W	L	T	Pct.
Cleveland*	10	5	0	.667
Houston#	9	6	0	.600
Pittsburgh	8	7	0	.533
Cincinnati	4	11	0	.267

Western Division

	W	L	T	Pct.
Denver*	10	4	1	.700
Seattle#	9	6	0	.600
San Diego	8	7	0	.533
L.A. Raiders	5	10	0	.333
Kansas City	4	11	0	.267

*Division Champions

AFC Wildcard—HOUSTON 23,
Seattle 20

AFC Playoffs—CLEVELAND 38,
Indianapolis 21,
DENVER 34, Houston 10

AFC Championship—DENVER 38,
Cleveland 33

Super Bowl XXII—Washington 42, DENVER 10 at San Diego (Jack Murphy Stadium)

National Conference Eastern Division

	W	L	T	Pct.
Washington*	11	4	0	.733
Dallas	7	8	0	.467
St. Louis	7	8	0	.467
Philadelphia	7	8	0	.467
N.Y. Giants	6	9	0	.400

Central Division

	W	L	T	Pct.
Chicago*	11	4	0	.733
Minnesota#	8	7	0	.533
Green Bay	5	9	1	.367
Tampa Bay	4	11	0	.267
Detroit	4	11	0	.267

Western Division

	W	L	T	Pct.
San Francisco*	13	2	0	.867
New Orleans#	12	3	0	.800
L.A. Rams	6	9	0	.400
Atlanta	3	12	0	.200

#Wildcard Teams

NFC Wildcard—Minnesota 44,
NEW ORLEANS, 10

NFC Playoffs—Minnesota 36,
SAN FRANCISCO 24,
Washington 21, CHICAGO 17

NFC Championship—WASHINGTON
17, Minnesota 10

1988

American Conference Eastern Division

	W	L	T	Pct.
Buffalo*	12	4	0	.750
Indianapolis	9	7	0	.563
New England	9	7	0	.563
N.Y. Jets	8	7	1	.531
Miami	6	10	0	.375

Central Division

	W	L	T	Pct.
Cincinnati*	12	4	0	.750
Cleveland#	10	6	0	.625
Houston#	10	6	0	.625
Pittsburgh	5	11	0	.313

Western Division

	W	L	T	Pct.
Seattle*	9	7	0	.563
Denver	8	8	0	.500
L.A. Raiders	7	9	0	.438
San Diego	6	10	0	.375
Kansas City	4	11	1	.281

*Division Champions

AFC Wildcard—Houston 24, CLEVELAND 23

AFC Playoffs—CINCINNATI 21, Seattle 13;
BUFFALO 17, Houston 10

AFC Championship—CINCINNATI 21,
Buffalo 10

Super Bowl XXIII—SAN FRANCISCO 20, Cincinnati 16 at Miami (Joe Robbie Stadium)

National Conference Eastern Division

	W	L	T	Pct.
Philadelphia*	10	6	0	.625
N.Y. Giants	10	6	0	.625
Washington	7	9	0	.438
Phoenix	7	9	0	.438
Dallas	3	13	0	.188

Central Division

	W	L	T	Pct.
Chicago*	12	4	0	.750
Minnesota#	11	5	0	.688
Tampa Bay	5	11	0	.313
Detroit	4	12	0	.250
Green Bay	4	12	0	.250

Western Division

	W	L	T	Pct.
San Francisco*	10	6	0	.625
L.A. Rams#	10	6	0	.625
New Orleans	10	6	0	.625
Atlanta	5	11	0	.313

#Wildcard Teams

NFC Wildcard—MINNESOTA 28, L.A. Rams 17

NFC Playoffs—CHICAGO 20, Philadelphia 12;
SAN FRANCISCO 34, Minnesota 9

NFC Championship—San Francisco 28,
CHICAGO 3



SCHEDULES

1989 PRESEASON SCHEDULE (All times local)

SATURDAY, AUGUST 5

Hall of Fame Game: Buffalo vs. Washington
Canton, Ohio 1:30 p.m.

SATURDAY, AUGUST 5

Los Angeles Rams vs. San Francisco
at Koraduen Dome, Tokyo 10:00 p.m.

SUNDAY, AUGUST 6

Cleveland vs. Philadelphia at
Wembley Stadium, London 1:00 p.m.

FRIDAY, AUGUST 11

Seattle at Phoenix 7:30 p.m.

SATURDAY, AUGUST 12

INDIANAPOLIS AT NEW ORLEANS 7:00 p.m.

Atlanta at Philadelphia 7:30 p.m.

Cleveland at Detroit 7:30 p.m.

Houston at Tampa Bay 7:00 p.m.

Los Angeles Rams at Denver 7:00 p.m.

Kansas City vs. Minnesota
at Memphis 7:30 p.m.

New York Jets vs. Green Bay
at Milwaukee 1:00 p.m.

New York Giants at New England 7:00 p.m.

San Francisco at Los Angeles
Raiders 6:00 p.m.

Washington at Pittsburgh 8:00 p.m.

SUNDAY, AUGUST 13

Buffalo at Cincinnati 8:00 p.m.

Dallas at San Diego 12:00 noon

MONDAY, AUGUST 14

Chicago at Miami 8:00 p.m.

SATURDAY, AUGUST 19

INDIANAPOLIS AT GREEN BAY 1:00 p.m.

Atlanta at Tampa Bay 7:00 p.m.

Cincinnati at Detroit 7:30 p.m.

Dallas at Los Angeles Raiders 6:00 p.m.

Denver at San Francisco 6:00 p.m.

Miami vs. Houston at Jacksonville 7:30 p.m.

New Orleans at Buffalo 7:30 p.m.

Phoenix at Chicago 6:00 p.m.

Pittsburgh at Cleveland 7:30 p.m.

Seattle vs. New England at
St. Louis, Mo. 8:00 p.m.

SUNDAY, AUGUST 20

New York Giants at Kansas City 7:00 p.m.

New York Jets vs. Philadelphia at
Raleigh, N.C. 8:00 p.m.

MONDAY, AUGUST 21

San Diego at Los Angeles Rams 8:00 p.m.

Washington at Minnesota 7:00 p.m.

WEDNESDAY, AUGUST 23

San Diego at San Francisco 6:00 p.m.

FRIDAY, AUGUST 25

Detroit at Seattle 7:30 p.m.

Miami at Washington 8:00 p.m.

SATURDAY, AUGUST 26

TAMPA BAY AT INDIANAPOLIS 7:30 p.m.

Buffalo vs. Green Bay at
Madison, Wis. 1:00 p.m.

Cleveland at Phoenix 6:00 p.m.

Dallas at Denver 7:00 p.m.

Houston vs. Los Angeles Raiders
at Oakland 7:00 p.m.

Minnesota at Los Angeles Rams 6:00 p.m.

New England at Atlanta 7:30 p.m.

New York Jets at New York Giants 8:00 p.m.

Pittsburgh at Philadelphia 7:30 p.m.

SUNDAY, AUGUST 27

Kansas City at Chicago 7:00 p.m.

MONDAY, AUGUST 28

Cincinnati at New Orleans 7:00 p.m.

FRIDAY, SEPTEMBER 1

Atlanta vs. Buffalo at
Jacksonville, Fla. 8:00 p.m.

Cincinnati at Minnesota 7:00 p.m.

Green Bay at New England 7:00 p.m.

New York Jets at Kansas City 7:30 p.m.

Phoenix at San Diego 7:00 p.m.

San Francisco at Seattle 6:00 p.m.

Washington at New Orleans 7:00 p.m.

SATURDAY, SEPTEMBER 2

DENVER AT INDIANAPOLIS 7:30 p.m.

Chicago at Los Angeles Raiders 1:00 p.m.

Detroit at Los Angeles Rams 6:00 p.m.

Houston at Dallas 8:00 p.m.

Philadelphia at Miami 9:00 p.m.

Pittsburgh at N.Y. Giants 8:00 p.m.

Tampa Bay at Cleveland 7:00 p.m.

1989 NATIONAL FOOTBALL LEAGUE SCHEDULE (All times local)

SUNDAY, SEPTEMBER 10

SAN FRANCISCO AT INDIANAPOLIS 12:00

Buffalo at Miami 4:00

Cincinnati at Chicago 12:00

Cleveland at Pittsburgh 4:00

Dallas at New Orleans 12:00

Houston at Minnesota 3:00

Kansas City at Denver 2:00

Los Angeles Rams at Atlanta 1:00

New England at New York Jets 4:00

Phoenix at Detroit 1:00

San Diego at Los Angeles Raiders 1:00

SCHEDULES



Seattle at Philadelphia 4:00
 Tampa Bay at Green Bay 12:00
MONDAY, SEPTEMBER 11
 New York Giants at Washington 9:00

SUNDAY, SEPTEMBER 17
INDIANAPOLIS AT LOS ANGELES RAMS 1:00
 Dallas at Atlanta 1:00
 Detroit at New York Giants 4:00
 Houston at San Diego 1:00
 Los Angeles Raiders at Kansas City 12:00
 Miami at New England 1:00
 Minnesota at Chicago 3:00
 New Orleans at Green Bay 12:00
 New York Jets at Cleveland 1:00
 Philadelphia at Washington 1:00
 Phoenix at Seattle 1:00
 Pittsburgh at Cincinnati 1:00
 San Francisco at Tampa Bay 4:00

MONDAY, SEPTEMBER 18
 Denver at Buffalo 9:00

SUNDAY, SEPTEMBER 24
ATLANTA AT INDIANAPOLIS 12:00
 Buffalo at Houston 12:00
 Chicago at Detroit 1:00
 Green Bay at Los Angeles Rams 1:00
 Kansas City at San Diego 1:00
 Los Angeles Raiders at Denver 2:00
 Minnesota at Pittsburgh 1:00
 New Orleans at Tampa Bay 1:00
 New York Jets at Miami 4:00
 Phoenix at New York Giants 1:00
 San Francisco at Philadelphia 1:00
 Seattle at New England 1:00
 Washington at Dallas 12:00

MONDAY, SEPTEMBER 25
 Cleveland at Cincinnati 9:00

SUNDAY, OCTOBER 1
INDIANAPOLIS AT NEW YORK JETS 1:00
 Atlanta vs. Green Bay at Milwaukee 12:00
 Cincinnati at Kansas City 12:00
 Denver at Cleveland 1:00
 Los Angeles Rams at San Francisco 1:00
 Miami at Houston 12:00
 New England at Buffalo 1:00
 New York Giants at Dallas 3:00
 Pittsburgh at Detroit 1:00
 San Diego at Phoenix 1:00
 Seattle at Los Angeles Raiders 1:00
 Tampa Bay at Minnesota 12:00
 Washington at New Orleans 12:00

MONDAY, OCTOBER 2
 Philadelphia at Chicago 8:00

SUNDAY, OCTOBER 8
BUFFALO AT INDIANAPOLIS 12:00
 Atlanta at Los Angeles Rams 1:00
 Chicago at Tampa Bay 1:00
 Cincinnati at Pittsburgh 1:00
 Cleveland at Miami 1:00
 Dallas at Green Bay 12:00
 Detroit at Minnesota 12:00
 Houston at New England 1:00
 Kansas City at Seattle 1:00
 New Orleans at San Francisco 1:00
 New York Giants at Philadelphia 1:00

Phoenix at Washington 4:00
 San Diego at Denver 2:00
MONDAY, OCTOBER 9
 Los Angeles Raiders at New York Jets 9:00

SUNDAY, OCTOBER 15
INDIANAPOLIS AT DENVER 2:00
 Detroit at Tampa Bay 1:00
 Green Bay at Minnesota 12:00
 Houston at Chicago 12:00
 Kansas City at Los Angeles Raiders 1:00
 Miami at Cincinnati 1:00
 New England at Atlanta 1:00
 New York Jets at New Orleans 3:00
 Philadelphia at Phoenix 1:00
 Pittsburgh at Cleveland 4:00
 San Francisco at Dallas 12:00
 Seattle at San Diego 1:00
 Washington at New York Giants 1:00

MONDAY, OCTOBER 16
 Los Angeles Rams at Buffalo 9:00

SUNDAY, OCTOBER 22
INDIANAPOLIS AT CINCINNATI 1:00
 Atlanta at Phoenix 1:00
 Dallas at Kansas City 12:00
 Denver at Seattle 1:00
 Green Bay at Miami 1:00
 Los Angeles Raiders at Philadelphia 1:00
 Minnesota at Detroit 1:00
 New England at San Francisco 1:00
 New Orleans at Los Angeles Rams 1:00
 New York Giants at San Diego 1:00
 New York Jets at Buffalo 1:00
 Pittsburgh at Houston 12:00
 Tampa Bay at Washington 1:00

MONDAY, OCTOBER 23
 Chicago at Cleveland 9:00

SUNDAY, OCTOBER 29
NEW ENGLAND AT INDIANAPOLIS 1:00
 Atlanta at New Orleans 12:00
 Detroit vs. Green Bay at Milwaukee 12:00
 Houston at Cleveland 1:00
 Kansas City at Pittsburgh 1:00
 Los Angeles Rams at Chicago 12:00
 Miami at Buffalo 1:00
 Philadelphia at Denver 2:00
 Phoenix at Dallas 12:00
 San Diego at Seattle 1:00
 San Francisco at New York Jets 4:00
 Tampa Bay at Cincinnati 1:00
 Washington at Los Angeles Raiders 1:00

MONDAY, OCTOBER 30
 Minnesota at New York Giants 9:00

SUNDAY, NOVEMBER 5
INDIANAPOLIS AT MIAMI 1:00
 Buffalo at Atlanta 1:00
 Chicago at Green Bay 12:00
 Cincinnati at Los Angeles Raiders 1:00
 Cleveland at Tampa Bay 1:00
 Detroit at Houston 12:00
 Los Angeles Rams at Minnesota 12:00
 New York Giants at Phoenix 2:00
 New York Jets at New England 1:00
 Philadelphia at San Diego 1:00
 Pittsburgh at Denver 2:00



SCHEDULES

Seattle at Kansas City 12:00
Dallas at Washington 8:00
MONDAY, NOVEMBER 6
San Francisco at New Orleans 8:00

SUNDAY, NOVEMBER 12

INDIANAPOLIS AT BUFFALO 1:00
Atlanta at San Francisco 1:00
Chicago at Pittsburgh 1:00
Cleveland at Seattle 1:00
Dallas at Phoenix 2:00
Denver at Kansas City 12:00
Green Bay at Detroit 1:00
Miami at New York Jets 1:00
Minnesota at Tampa Bay 1:00
New Orleans at New England 1:00
New York Giants at Los Angeles Rams 1:00
Washington at Philadelphia 1:00
Los Angeles Raiders at San Diego 5:00

MONDAY, NOVEMBER 13

Cincinnati at Houston 8:00

SUNDAY, NOVEMBER 19

NEW YORK JETS AT INDIANAPOLIS 8:00
Buffalo at New England 1:00
Detroit at Cincinnati 1:00
Green Bay at San Francisco 1:00
Kansas City at Cleveland 1:00
Los Angeles Raiders at Houston 3:00
Miami at Dallas 12:00
Minnesota at Philadelphia 1:00
New Orleans at Atlanta 1:00
Phoenix at Los Angeles Rams 1:00
San Diego at Pittsburgh 1:00
Seattle at New York Giants 4:00
Tampa Bay at Chicago 12:00
MONDAY, NOVEMBER 20
Denver at Washington 9:00

THURSDAY, NOVEMBER 23

(Thanksgiving Day)
Cleveland at Detroit 12:30
Philadelphia at Dallas 3:00

SUNDAY, NOVEMBER 26

SAN DIEGO AT INDIANAPOLIS 1:00
Atlanta at New York Jets 1:00
Chicago at Washington 4:00
Cincinnati at Buffalo 1:00
Houston at Kansas City 12:00
Minnesota vs. Green Bay at Milwaukee 12:00
New England at Los Angeles Raiders 1:00
Pittsburgh at Miami 1:00
Seattle at Denver 2:00
Tampa Bay at Phoenix 2:00
Los Angeles Rams at New Orleans 7:00

MONDAY, NOVEMBER 27

New York Giants at San Francisco 6:00

SUNDAY, DECEMBER 3

INDIANAPOLIS AT NEW ENGLAND 1:00
Cincinnati at Cleveland 1:00
Denver at Los Angeles Raiders 1:00
Green Bay at Tampa Bay 1:00
Houston at Pittsburgh 1:00

Los Angeles Rams at Dallas 12:00
Miami at Kansas City 12:00
New Orleans at Detroit 1:00
New York Jets at San Diego 1:00
Philadelphia at New York Giants 1:00
San Francisco at Atlanta 1:00
Washington at Phoenix 2:00
Chicago at Minnesota 7:00
MONDAY, DECEMBER 4
Buffalo at Seattle 6:00

SUNDAY, DECEMBER 10

CLEVELAND AT INDIANAPOLIS 4:00
Atlanta at Minnesota 12:00
Dallas at Philadelphia 1:00
Detroit at Chicago 12:00
Kansas City at Green Bay 12:00
New Orleans at Buffalo 1:00
New York Giants at Denver 2:00
Phoenix at Los Angeles Raiders 1:00
Pittsburgh at New York Jets 1:00
San Diego at Washington 1:00
Seattle at Cincinnati 1:00
Tampa Bay at Houston 12:00
New England at Miami 8:00
MONDAY, DECEMBER 11
San Francisco at Los Angeles Rams 6:00

SATURDAY, DECEMBER 16

Dallas at New York Giants 12:30
Denver at Phoenix 2:00

SUNDAY, DECEMBER 17

MIAMI AT INDIANAPOLIS 1:00
Buffalo at San Francisco 1:00
Green Bay at Chicago 12:00
Houston at Cincinnati 1:00
Minnesota at Cleveland 1:00
New England at Pittsburgh 1:00
New York Jets at Los Angeles Rams 1:00
San Diego at Kansas City 12:00
Tampa Bay at Detroit 1:00
Washington at Atlanta 4:00
Los Angeles Raiders at Seattle 5:00

MONDAY, DECEMBER 18

Philadelphia at New Orleans 8:00

SATURDAY, DECEMBER 23

Buffalo at New York Jets 12:30
Washington at Seattle 1:00
Cleveland at Houston 7:00

SUNDAY, DECEMBER 24

INDIANAPOLIS AT NEW ORLEANS 12:00
Chicago at San Francisco 1:00
Denver at San Diego 1:00
Detroit at Atlanta 1:00
Green Bay at Dallas 12:00
Kansas City at Miami 1:00
Los Angeles Raiders at New York Giants 1:00
Los Angeles Rams at New England 1:00
Phoenix at Philadelphia 1:00
Pittsburgh at Tampa Bay 1:00

MONDAY, DECEMBER 25

Cincinnati at Minnesota 8:00



MARSH 

SUPERMARKETS
RIGHT FOR TODAY'S
LIFESTYLE

THE ORIGINAL
POMPEIAN
IMPORTED VIRGIN
OLIVE OIL
NET 16 FL. OZ. (1-PT.) (473 ml)


It's game time Colts.
Time to talk turkey.



Time to talk Louis Rich!



Louis Rich

 Team Up Against Drugs!