

BALTIMORE COLTS

1973



**Your
Chrysler-Plymouth
Dealer has a new
game plan
called . . .
WINNING
YOU
OVER!**



Howard Schnellenberger



**. . . with the
right choice
of cars at
the right price,
backed by the
right attitude.**

"Your Chrysler-Plymouth Dealer has asked me, Howard Schnellenberger, to tell you about his big new game plan to win you over. You see, your Chrysler-Plymouth Dealer knows you expect good value for your hard-earned money. He knows you want good service, fair prices and a friendly attitude. And that, very frankly, is his plan to win you over.

Your Chrysler-Plymouth Dealer also has the right choice of cars. Big cars, little cars and right in the middle cars. Like the Plymouth Duster, Plymouth Satellite, the popular Plymouth Fury and the big beautiful Chrysler. Yes sir, when the time comes for your next new car, just remember: Your Chrysler-Plymouth Dealer is making it a whole new ball game.

**It's a
whole new
ball game!**

But find out for yourself. Why don't you spend a few minutes with your Chrysler-Plymouth Dealer."



AUTHORIZED DEALER



CHRYSLER
MOTORS CORPORATION

THE BALTIMORE COLTS WORLD CHAMPIONS

1958 1959 1970

NFL CHAMPIONS 1968

Representing Baltimore City and the State of Maryland in the American Football Conference of the National Football League.

CONTENTS

1973 Colts' Schedule	2
Organizational Roster	3
Training Camp and Office Phones	3
Robert Irsay	4
Joe Thomas	5
Howard Schnellenberger	6
Assistant Coaches	6-8
Personnel Department	8-9
Equipment Manager	10
Medical Department	10
1973 Road Schedule	11
Historical Highlights	12-13
Colts' Corrals, Quarterback Club, Colts' Associates	14
Colts' Marching Band, Baltimore Trades	15
1972—Game by Game	16-20
1972 Statistics	21-24
Colt Drafts	25-30
Player Sketches	31-55
Depth Chart	56
Colts' Rookies	57-60
Colts' Records	61-72
Veterans Roster	68-69
Rookie Roster	70-71
Top Individual Performances vs. Colts	73
NFL Championship Records by Colts	74
Super Bowl Records by Colts	74
Colts' 10 Largest Crowds, NFL Attendance	75
Chicago All-Star Results, Colt 10 Longest Pass Plays, 10 Longest Runs	76
Colts' All-Time League Results	77-85
Colts' Future Opponents	85
Colt Playoff Games	86-93
Colt 1972 High Spots	94
Colts vs. Foes	95-98
National Football League Standings	99-106
Colts' All-America Conference Summary	107
Colts' Pre-Season Record	107-109
Berry, Parker to Hall of Fame	110
Colts in the Pro Bowl	110-111
All-League Colts	111
Colts' All-Time Roster	112-116
Top Individual Performances	116-118
Colt 100-Yard Games	118
John Unitas' Colt Career	119
Colt Best in NFL Since 1958	120
Championship Games	121
Past Post Season Results, Attendance Records	122
Chuck Thompson, Stadium Seating Capacities	123
They Cover the Colts	124
Ticket Office Information	125
Press, Radio, Television Data, Pronunciation Guide	126
NFL Directory	127
1973 NFL Pre-Season Schedule	128-129
1973 NFL Regular Season Schedule	130-131
NFL Post Season Games	131
1972 Rushing, Passing, Receiving, Game-By-Game	132-135
Waivers, Cutdown Dates, Move List & Player Limits	136

The 1973 Baltimore Colts' Media Guide was written and edited by Publicity Director Ernie Accorsi and Assistant Publicity Director Chip Campbell

BALTIMORE COLTS' 1973 SCHEDULE

(Eastern Times)
All Games on WCBM Radio

PRE-SEASON

August 4th
at Pittsburgh Steelers 8 P.M. — (WJZ-TV, ch. 13)
August 11th
at Atlanta Falcons 8 P.M. — (WJZ-TV, ch. 13)
August 18th
Detroit Lions — at Memphis, Tenn. 8 P.M. — (WJZ-TV, ch. 13)
August 25th
at Washington Redskins 8 P.M. — (WJZ-TV, ch. 13)
September 1st
at Houston Oilers 9 P.M. — (WJZ-TV, ch. 13)
September 9th
at Denver Broncos 3 P.M. — (WJZ-TV, ch. 13)

REGULAR SEASON

September 16th
at Cleveland Browns 1 P.M. — (WBAL-TV, ch. 11)
September 23rd
New York Jets — Home 2 P.M.
September 30th
New Orleans Saints — Home 2 P.M.
October 7th
at New England Patriots 1 P.M. — (WBAL-TV, ch. 11)
October 14th
at Buffalo Bills 1 P.M. — (WBAL-TV, ch. 11)
October 21st
at Detroit Lions 1 P.M. — (WBAL-TV, ch. 11)
October 28th
Oakland Raiders — Home 2 P.M.
November 4th
Houston Oilers — Home 2 P.M.
November 11th
at Miami Dolphins 1 P.M. — (WBAL-TV, ch. 11)
November 18th
at Washington Redskins 1 P.M. — (WBAL-TV, ch. 11)
November 25th
Buffalo Bills — Home 2 P.M.
December 2nd
at New York Jets 1 P.M. — (WBAL-TV, ch. 11)
December 9th
Miami Dolphins — Home 2 P.M.
December 16th
New England Patriots — Home 2 P.M.

Divisional Playoffs — December 22-23
AFC and NFC Championship Games — December 30
Super Bowl VIII — January 13 (Houston's Rice Stadium)

ORGANIZATIONAL ROSTER

FRONT OFFICE

ROBERT IRSAY	President & Treasurer
JOSEPH H. THOMAS	Vice President & General Manager
HARRIET IRSAY	Vice President
ROBERT S. FIFFER	Secretary
ERNIE ACCORSI	Publicity Director
FRED SCHUBACH	Player Personnel Director
DICK SZYMANSKI	Asst. Player Personnel Director
MILT DAVIS	Player Personnel Assistant
EDGAR ROSENBLOOM	Business Manager
JOSEPH CAUSIN	Controller
FRANK BARTOS	Ticket Manager
CAROL MARTIN	Assistant Ticket Manager
CHIP CAMPBELL	Assistant Publicist
MIKE McVEAN	Equipment Manager
ARTHUR EICH	Cinematographer

COACHING STAFF

HOWARD SCHNELLENBERGER	Head Coach
GEORGE YOUNG	Offensive Coordinator Offensive Line Coach
PETE McCULLEY	Receivers' Coach
GEORGE SEFCIK	Offensive Backfield Coach
DICK VORIS	Defensive Coordinator, Defensive Line Coach
RAY CALLAHAN	Linebackers' Coach
BOBBY FRANKLIN	Defensive Secondary Coach

MEDICAL STAFF

ED BLOCK	Head Trainer
MIKE O'SHEA	Assistant Trainer
BILL NEILL	Consulting Trainer
DR. E. J. McDONNELL	Team Physician
DR. NORMAN FREEMAN	Team Physician
DR. I. NORTON BROTMAN	Team Dentist

PHONE NUMBERS

Colts' Publicity Office	(301) 685-6400
Training Camp—Towson State College Towson, Md.	(301) 296-5858

ROBERT IRSAY, President and Treasurer

On July 13, 1972, Robert Irsay took control of the Baltimore Colts in one of the most historical transactions ever in athletics. The 50-year-old Irsay purchased the Los Angeles Rams from the estate of the late Dan Reeves and exchanged them to Carroll Rosenbloom for the Colts. Rosenbloom had owned the Colts since their return to the National Football League in 1953.



Amazing accomplishments are nothing new to Irsay. A self-made man, he grew up in the rugged "Bucktown" section of Chicago and enrolled in the University of Illinois where he received a mechanical engineering degree and played "fourth or fifth or sixth string quarterback."

From 1941 to 1945 he served in the U.S. Marine Corps with the First and Fourth Divisions. Following his discharge as a Lieutenant, he spent five years working in the ventilating business. He then decided to operate his own company.

In 1951 he founded the Robert Irsay Company with an initial investment of \$800—his wife's. In 20 years he expanded that investment into one of the world's most famous heating, ventilating and air conditioning firms which has such accounts as Disney World, Detroit's Cobo Arena, Chicago's First National Bank Building and many of the other recently constructed Loop buildings.

In June of 1971 Irsay sold his company to Zeurn Industries, Inc. He did, however, retain management control of the firm. Recently, convinced that he had the executive force to handle the operation, Irsay decided to get into something he would have fun with. An avid football fan, he looked into the possibility of owning a professional football club.

"Pro football is one of the most exciting things in my life," Irsay says. He is a close friend of George Halas of the Chicago Bears and William Bidwell of the St. Louis Cardinals. He missed few Bears games prior to acquiring the Colts.

His home is in Winnetka, Illinois. Among his other interests are a love of water sports—he owns a 65-foot yacht called "The Mighty I"—and golf.

Ownership of the Colts is Irsay's second venture into professional athletics. He was a partner of the Montreal Expos baseball team in 1968.

The Colts' owner is very active in business and civic affairs. He serves on the board of directors of the Eye Research Institute of Miami and the Michigan National Bank of Chicago. In addition, he is very active in fund raising for the Stritch School of Medicine of Loyola (Ill.) University. His charity work is extensive and he is a sponsor of numerous scholarship funds.

Irsay was born March 5, 1923. He and his wife Harriet are the parents of two sons—Tom (18) and Jimmy (14).

JOE THOMAS, Vice President and General Manager

Beginning his second year as Vice President and General Manager of the Baltimore Colts is Joe Thomas, the man who built the expansion Miami Dolphins into a Super Bowl champion and the first team in the National Football League to win all its games including playoffs.



Thomas, who was a Colts' assistant coach in 1954, was the first person hired by the Dolphins in the summer of 1965. As Player Personnel Director, he was the architect of a team that within seven years won two divisional titles, the American Conference championship twice and a Super Bowl. Thomas' building efforts included the famed trade that brought Paul Warfield to Miami from Cleveland.

In 1960, Joe was the first person hired by the fledgling Minnesota Viking organization. In 1968 the Vikings won a divisional title and the following year they were in the Super Bowl, largely with the personnel acquired by Thomas.

Thomas' judgment of playing talent is based on years of experience as a player and coach, prior to moving into the front office of professional football.

He was an end at Ohio Northern University (Ada, O.) and also played basketball there. Following graduation in 1943, Thomas had a tour of duty in the Navy, then obtained a Master's degree and gained credits toward a doctorate at Indiana University. In April 1969, he received an achievement award from his Alma Mater. He is also listed in the 37th edition of "Who's Who in America" and was recently honored as Ohio Northern's Alumnus of The Year.

Thomas began his coaching career at New Albany and Rensselaer High Schools in Indiana followed by collegiate coaching experience at DePauw University and Indiana U.

He was defensive line coach of the Baltimore Colts in 1954 and later coached on the staffs of the Los Angeles Rams and Toronto of the Canadian Football League.

"The building order is this—one the draft. You have to do your best job there. Two, trades. Three, free agents and claims," says Thomas whose career was lauded in a 1971 *Sports Illustrated* feature story.

Probably the two best known trades made by Thomas were the deals which brought Warfield to Miami and the recent trade with New Orleans which gave the Colts drafting rights to LSU quarterback Bert Jones, one of the highest rated QBs to come out of college in years. The Jones deal gives the Colts one of the healthiest quarterbacking situations in professional football with two young signal-callers—Jones and Marty Domres—with great potential. Domres was also acquired by Thomas in a 1972 trade.

Thomas resigned his position as Executive Assistant and Player Personnel Director of the Dolphins following the 1971 season and was instrumental in bringing Bob Irsay into the ownership of the Colts in 1972.

Born in Warren, O., Thomas grew up in that vicinity. He and his wife Judi are the parents of a three-year-old daughter, Paige.

The Thomas's live in the Cambria section of Baltimore County.

Thomas is active in civic work. He currently is on the Board of Directors of the Maryland Special Olympics and is honorary chairman of the Maryland Boy Scouts of America's membership drive.

THE COLTS COACHING STAFF

HOWARD SCHNELLENBERGER, Head Coach

Howard Schnellenberger was named head coach of the Baltimore Colts February 14, 1973 after three years as Don Shula's head offensive coach with the Miami Dolphins. Schnellenberger had spent the previous four years under George Allen at Los Angeles.

The Dolphins led the National Football League in offense in 1972, accumulating 5,027 total yards and averaging 359 yards a game during their undefeated and World Championship season.

"I was first-looking for a man who could discipline himself and this carries through to the football team," said Vice President and General Manager Joe Thomas on making the announcement. Howard Schnellenberger was my primary choice right from the start and we are very pleased to have him as head coach of the Baltimore Colts."

Following a prep career at Louisville Flaget High School he became an All-American end at the University of Kentucky under head coach Blanton Collier. He played for Hamilton of the Canadian Football League in 1956, served a year in the Army and then played the 1958 season for the British Columbia Lions in Canada.

Schnellenberger began his coaching career on the University of Kentucky staff under Blanton Collier. He joined Bear Bryant at Alabama and helped coach National Championship teams in 1961, 1964 and 1965. He accepted the position in Los Angeles in 1966 and remained with the Rams until he joined Shula in 1970.

"Both Don Shula and I came up through the Paul Brown system," said Schnellenberger. "I have been very fortunate to be under coaches like Collier, Bryant, Allen and Shula. Each was a disciplinarian, but in a different way."

Schnellenberger and his wife Beverlee Ann have three sons—Stephen, Stuart and Tim.



GEORGE YOUNG, Offensive line coach, Offensive Coordinator

George Young, Player Personnel Director of the Colts the past two years, will coach the offensive line, a position he held during the Super Bowl season of 1970. Young, who was born in Baltimore on September 22, 1930, was a successful head coach at Calvert Hall and City College High Schools. He joined the Colts' Personnel Department in 1968 and remained as an assistant until he coached the Colts offensive line in 1970. He achieved Little All-American honors as a lineman at Bucknell and was drafted by the Dallas Texans in 1952.



PETE McCULLEY, Receivers coach

Pete McCulley, an assistant coach at the Naval Academy for the last three seasons, has been named to coach the Colts receivers. A former quarterback at Louisiana Tech, McCulley worked with the quarterbacks and receivers at Navy. Following an All-Conference collegiate career, the 42-year-old McCulley turned to coaching and was on the staff of Stephen F. Austin College, Houston, and Baylor before moving to Annapolis. During his seven year tenure at Baylor, McCulley coached school record holders quarterback Terry Southall and receiver Larry Elkins.



GEORGE SEFCIK, Offensive backfield coach

George Sefcik, who played and coached at Notre Dame, was the University of Kentucky's receivers' coach the past four years. The 33-year-old native of Cleveland, O., was an offensive halfback for the Fighting Irish from 1959 through 1961. Following graduate school and a year as head coach of Niles (Ill.) High School, Sefcik joined Ara Parseghian's first staff at Notre Dame in 1964 and had a hand in two National Championship teams—1964 and 1966. He left Notre Dame in 1969 to join Johnny Ray at Kentucky.



DICK VORIS, Defensive line coach, Defensive Coordinator

Dick Voris brings 14 years of National Football League coaching experience to the Baltimore Colts' staff. In addition he was Earl Blaik's chief assistant at Army from 1955 through 1957 and was head coach at the University of Virginia 1958-60. Voris was Player Personnel Director and assistant coach under Vince Lombardi during Green Bay's championship years of 1961 and 1962. He was defensive coordinator for the San Francisco 49ers (1963-67) and the St. Louis Cardinals (1968-71) prior to joining the Detroit Lions last season. He began his pro coaching career with the Los Angeles Rams in 1953 and 1954. The 51-year-old graduate of San Jose State and World War II veteran of the Marines was born January 25, 1922 in Los Angeles, Calif. He was a center and line-backer at San Jose State.



RAY CALLAHAN, Linebackers coach

Ray Callahan, head coach at the University of Cincinnati for the last four years, will coach the Colts' linebackers. A fullback under Bear Bryant during the first two years of his playing career at the University of Kentucky, the 40-year-old Callahan shifted to the line when Blanton Collier took over the coaching position. He was a teammate of Howard Schnellenberger at the University of Kentucky. Following seven years of successful high school coaching, Ray joined the Kentucky coaching staff and remained there four years before shifting to Cincinnati. After two years as an assistant, Callahan was elevated to the head job in 1969. At Cincinnati he coached Colts' receiver Jim O'Brien.



BOBBY FRANKLIN, Defensive secondary coach

Bobby Franklin joins the Colts' staff after five years with the Dallas Cowboys, four of them as defensive backfield coach. A native of Clarksdale, Mississippi, Franklin quarterbacked two bowl teams at the University of Mississippi. He was drafted 11th by the Cleveland Browns in 1960 and played in the NFL through 1966. He served one year as an assistant coach at Georgia Tech. Franklin was born October 6, 1936.



THE PLAYER PERSONNEL DEPARTMENT

FRED SCHUBACH, Personnel Director

Fred Schubach, the man who has been with the Baltimore Colts for the longest period of time, has been elevated to head of the Player Personnel Department. Fred was full-time scout in that department prior to his elevation.

Schubach joined the Colts in 1953 as equipment manager after working with his father, the Philadelphia Eagles equipment manager, for many years. In his early years with the Colts, Fred worked in the ticket department along with handling his duties as equipment manager. In 1967 then-personnel director Upton Bell asked Fred to join the personnel staff on a part-time basis while still continuing his other duties. In 1971 Fred became a full-time member of the personnel department.



Schubach spent some time in professional baseball as well. He played in the Philadelphia Athletics farm system as a catcher and later served as batting practice and bull pen catcher for the A's. He served in the Army

Medical Corps during the Korean War and was stationed at the Osaka Army Hospital.

A master improviser of equipment, uniforms, and protective gear, Fred now uses his sharp judgment in the scouting and drafting areas. He and his wife Hazel live with their two sons—Fred, Jr. and Richard—in Lutherville, Md.

DICK SZYMANSKI,
Assistant Personnel Director

Sizzy, beginning his fifth year in the Colts' player personnel department with a new title and expanded duties. After four years as a personnel assistant, Dick was named assistant director in 1973. As a Colts' player, Dick earned Pro Bowl honors three times as a center and spent several years as a standout linebacker as well. He came to the Colts in 1955, played through the 1968 season, and was a member of three NFL championship teams. A No. 2 draft choice from Notre Dame in 1955, Sizzy came to Baltimore in the same year that George Shaw, Alan Ameche, Raymond Berry, and L.G. Dupre became Colts. Ameche and Szymanski were named to the Pro Bowl as rookies.



Dick now resides in Lutherville with his wife Patricia Ann and children Debra Ann and Michael Patrick.

MILT DAVIS, Personnel Assistant

Another former player entering his fifth year as a personnel assistant is former All-Pro defensive halfback Milt Davis. Milt intercepted 27 passes during four seasons as a regular for the Colts and twice tied for the NFL lead in that department. He patrols the West Coast for the Colts while residing in Los Angeles with his wife Yvonne and children Allison, Brian and Hillary.



WJZ-TV TO TELECAST COLTS' PRE-SEASON

WJZ-TV, Channel 13 in Baltimore, will televise all six Baltimore Colt pre-season games live this summer. The schedule with Baltimore times in parenthesis: Aug. 4—at Pittsburgh (8 P.M.), Aug. 11—at Atlanta (8 P.M.), Aug. 18—Detroit at Memphis (8 P.M.), Aug. 25—at Washington (8 P.M.), Sept. 1—at Houston (9 P.M.) and Sept. 9—at Denver (3 P.M.).

Dick Stockton will be the play-by-play announcer for the telecasts with former Colt great and Hall of Famer Art Donovan the analyst.

MIKE McVEAN, Equipment Manager

Mike McVean enters his third year as the Colts' Equipment Manager after eight years assisting in the Washington Redskins' locker room. His brother Tom is the Equipment Manager of the Redskins. Mike, 30, is native of Washington, D.C., but graduated from Wakefield High School in Arlington, Va., where he was a 154 pound wrestler. McVean served three years in the Navy and was aboard the Coral Sea in Southeast Asia during the early stages of the Viet Nam War in 1963. Mike and his wife Audrey reside in Baltimore County.



THE MEDICAL CORPS

ED BLOCK, Head Trainer

Dr. Edward Block, B.S., M.S., Ed. D., R.P.T., F.A.C.S.M., prefers to be known as "Ed Block of the Colts." Starting his 20th year as head trainer of the Colts, Ed brings more to his job than bandages and liniment—he's knowledgeable in sciences as diverse as physics and endocrinology and there's nobody more dedicated to the team. Previously a trainer and instructor in physical education at Washington University (St. Louis), his alma mater, and coach, physical education and social studies teacher at a St. Louis high school, he spent five years in the Army, serving as a tank officer during World War II until he was wounded and later became chief of physical training and corrective exercises at Army convalescent hospitals in France and Germany. He later taught at Brooklyn College and did rehabilitation work at York hospitals. In May 1971 Ed received the first annual athletic Award presented by William Patterson College (N.J.) for dedicated service and contributions to sports.



MIKE O'SHEA, Assistant Trainer

Mike O'Shea, assistant trainer at the Air Force Academy the past four years, was named assistant trainer of the Baltimore Colts last June.

The 28-year-old native of Brenham, Tex., has just completed four years of active Air Force duty at the Academy. He received his undergraduate degree from the University of Texas and was awarded a master's in physical education at Kent State University. He served on the University of Texas athletic training staff as a student and was a graduate assistant trainer at Kent State.



O'Shea and his wife Annette have a six-month-old son named Chad.

**1973 COLTS' ROAD SCHEDULE
& TRAVEL PLANS**
(all times local)

Saturday, August 4 – 8 P.M. at Pittsburgh Steelers
Stay at Marriott Inn, United Charter
Lv. Baltimore 6 P.M. Aug. 3, Arr. Pittsburgh 6:50 P.M.
Lv. Pittsburgh 12:30 A.M. Aug. 5, Arr. Baltimore 1:20 A.M.

Saturday, August 11 – 8 P.M. at Atlanta Falcons
Stay at Marriott, United Charter
Lv. Baltimore 6 P.M. Aug. 10, Arr. Atlanta 7:35 P.M.
Lv. Atlanta 12:30 A.M. Aug. 12, Arr. Baltimore 2 A.M.

Saturday, August 18 – 8 P.M. Detroit Lions (at Memphis)
Stay at Albert Pick Motor Inn, Northwest Charter
Lv. Washington 9 P.M., Aug. 17, Arr. Memphis 10 P.M.
Lv. Memphis 12:30 A.M. Aug. 19, Arr. Baltimore 3:30 A.M.

Saturday, August 25 – 8 P.M. at Washington Redskins
Stay at Towson State
Lv. Baltimore 4 P.M., Aug. 25, Arr. Washington 5 P.M. by Bus
Lv. Washington 12:15 A.M. Aug. 25, Arr. Baltimore 1:15 A.M.

Saturday, September 1 – 8 P.M. at Houston Oilers
Stay at Albert Pick Motor Inn, United Charter
Lv. Baltimore 6 P.M. Aug. 31, Arr. Houston 8:10 P.M.
Lv. Houston 12:30 A.M. Sept. 2, Arr. Baltimore 4:20 A.M.

Saturday, September 9 – 8 P.M. at Denver Broncos
Stay at Denver Hilton, Northwest Charter
Lv. Baltimore 6 P.M. Sept. 8, Arr. Denver 7:30 P.M.
Lv. Denver 5:30 P.M. Sept. 9, Arr. Baltimore 10:30 P.M.

Sunday, September 16 – 1 P.M. at Cleveland Browns
Stay at Marriott Inn, Northwest Charter
Lv. Baltimore 4 P.M. Sept. 15, Arr. Cleveland 5 P.M.
Lv. Cleveland 5:30 P.M. Sept. 16, Arr. Baltimore 6:30 P.M.

Sunday, October 7 – 1 P.M. at New England Patriots
Stay at Marriott, Northwest Charter
Lv. Baltimore 10 A.M. Oct. 6, Arr. Provident 11 A.M.
Lv. Providence 6 P.M. Oct. 7, Arr. Baltimore 7 P.M.

Sunday, October 14 – 1 P.M. at Buffalo Bills
Stay at Charter House, Northwest Charter
Lv. Baltimore 10 A.M. Oct. 13, Arr. Buffalo 11 A.M.
Lv. Buffalo 6 P.M. Oct. 14, Arr. Baltimore 7 P.M.

Sunday, October 21 – 1 P.M. at Detroit Lions
Stay at Pochartrain, Northwest Charter
Lv. Baltimore 4 P.M. Oct. 20, Arr. Detroit 5 P.M.
Lv. Detroit 6 P.M. Oct. 21, Arr. Baltimore 7 P.M.

Sunday, November 11 – 1 P.M. at Miami Dolphins
Stay at Sonesta Beach, Northwest Charter
Lv. Baltimore 10 A.M. Nov. 10, Arr. Miami 12:30 P.M.
Lv. Miami 5:30 P.M. Nov. 11, Arr. Baltimore 7:40 A.M.

Sunday, November 18 – 1 P.M. at Washington Redskins
Stay at Holiday Inn
Lv. Baltimore 4 P.M. Nov. 17, Arr. Washington 5 P.M. by Bus
Lv. Washington 5:30 P.M. Nov. 18, Arr. Baltimore 6:30 P.M.

Sunday, December 2 – 1 P.M. at New York Jets
Stay at Essex House, Northwest Charter
Lv. Baltimore 4:15 P.M. Dec. 1, Arr. LaGuardia 5 P.M.
Lv. LaGuardia 6 P.M. Dec. 2, Arr. Baltimore 6:45 P.M.

HISTORICAL HIGHLIGHTS

- December 28, 1946 – All-American Football Conf. franchise to Baltimore.
- September 7, 1947 – Colts won inaugural game, beating Brooklyn Dodgers, 16-7, in Baltimore Stadium.
- December 12, 1948 – Colts, playing for Eastern Division title, lost, 28-17 to Buffalo Bills in game marked by near riot.
- December 9, 1949 – All-America Conf. and National Football League came to "peace" agreement. Colts enter N.F.L. for 1950 season.
- January 18, 1951 – Abraham Watner withdrew Baltimore franchise and was voted \$50,000 for Colt players by N.F.L. owners.
- December 1, 1952 – Newspaper headlines screamed news that Colts would return to N.F.L. in 1953 with former players of defunct Dallas team, providing 15,000 season tickets were bought in seven-week period.
- January 11, 1953 – Carroll Rosenbloom became 52 percent owner of new Colts. Other owners were William F. Hilgenberg, Zanvyl Krieger, Thomas Mullan, Sr., and R. Bruce Livie.
- January 22, 1953 – Colts officially restored to N.F.L.
- September 27, 1953 – Colts upset Chicago Bears, 13-9, in N.F.L. opener.
- February 4, 1957 – Carroll Rosenbloom named president.
- November 2, 1958 – Colts record sixth successive win in 56-0 rout of Packers. It was 1st shutout in team history and most one-sided win.
- November 16, 1958 – Colts blank Bears first time in 149 games, 17-0.
- November 30, 1958 – Colts clinch their first Western Conference title with 35-27 conquest of 49ers before second straight record home sellout crowd of 57,557.
- December 28, 1958 – Colts defeat Giants, 23-17, to capture their first World Championship in the league's initial "sudden death" struggle.
- December 12, 1959 – Colts overcome 10-0 deficit, scoring 24 points in 4th period, to stun Rams, 45-26, in Los Angeles and wrap up second Western Conference crown.
- December 27, 1959 – Colts whip Giants, 31-16, to win their second straight World Championship.
- December 11, 1960 – John Unitas' TD passing string is snapped by the Rams at 47 games—an N.F.L. record.
- January 8, 1963 – Don Shula relieved Weeb Ewbank as the Colts' third head coach since 1953. Gino Marchetti and Bill Pellington later named Colts' first player-coaches.
- December 15, 1963 – John Unitas concluded season during which he smashed eight Colts' records and an N.F.L. mark with 237 completions.
- January 20, 1964 – Carroll Rosenbloom purchases remaining stock in Colts to become sole owner of the club.
- November 22, 1964 – Colts beat Rams, 24-7, in Los Angeles for record 10th straight win to clinch third Western Conference title.
- December 13, 1964 – Raymond Berry catches NFL record 506th pass and Lenny Moore runs season's TD total to NFL mark of 20 vs. Redskins.
- December 27, 1964 – Browns defeat Colts, 27-0, in Cleveland for NFL title.
- December 26, 1965 – Packers edge Colts, 13-10, in "sudden death" play-off for Western Conference title. Tom Matte directs Colts from quarterback in absence of injured John Unitas and Gary Cuozzo.
- June 8, 1966 – N.F.L. and A.F.L. announce merger for 1970.
- January 23, 1967 – General Manager Joe Campanella and Head Coach Don Shula named vice-presidents.

March 17, 1967 – Publicity director Harry Hulmes named general manager following tragic death of Joe Campanella on February 15.

November 5, 1967 – Defeated World Champion Green Bay, 13-10, with two touchdowns in final minutes to snap five-game losing skein to Packers.

December 17, 1967 – Unbeaten in 13 games (11-0-2), Colts lost final game of season to Rams, 34-10, in Los Angeles

December 8, 1968 – Colts win Coastal Division title when Chicago Bears beat Los Angeles Rams, 17-16, day after Colts had beaten Green Bay Packers, 16-3.

December 22, 1968 – A 24-14 victory over Minnesota Vikings gives Colts Western Conference title.

December 29, 1968 – Colts avenge year's only loss by swamping the Cleveland Browns, 34-0, for National Football League championship, their first since back-to-back titles of 1958 and 1959.

January 12, 1969 – Colts fall to American Football League New York Jets, 16-7, in World's Championship Game.

May 10, 1969 – In Pro Football realignment, Colts switch along with Cleveland Browns and Pittsburgh Steelers, to American Conference of National Football League, joining teams which made up American Football League.

January 6, 1970 – Don Klosterman named Colts' General Manager.

April 3, 1970 – Don McCafferty becomes Colts' Head Coach replacing Don Shula who quit to coach Miami Dolphins.

September 20, 1970 – Colts open new era in AFC with 16-14 victory at San Diego.

December 13, 1970 – Colts clinch Eastern Division title with 20-14 win at Buffalo.

December 26, 1970 – Colts defeat Cincinnati 17-0 in first round of AFC Divisional Payoffs at Memorial Stadium.

January 3, 1971 – Colts win AFC Championship by defeating Oakland, 27-17, at Memorial Stadium. Baltimore becomes AFC's first representative in Super Bowl under NFL's new alignment.

January 17, 1971 – Colts win first Super Bowl, defeating Dallas, 16-13, on Jim O'Brien's 32-yard field goal with five seconds remaining.

March 1, 1971 – George Young named Personnel Director replacing Upton Bell who became General Manager of the New England Patriots.

March 18, 1971 – Steve Rosenbloom named President, Carroll Rosenbloom becomes Chairman of the Board.

January 2, 1972 – Colts lose 21-0 at Miami in AFC Championship game after qualifying for playoffs as wild card entry and defeating Cleveland 20-3 in AFC playoff.

July 13, 1972 – Robert Irsay acquires Colts after exchanging Rams to Carroll Rosenbloom. Joe Thomas named Colts' Vice President and General Manager.

July 29, 1972 – Gino Marchetti inducted into Professional Football Hall of Fame in Canton, O., joining Art Donovan.

October 16, 1972 – John Sandusky replaces Don McCafferty as head coach after fifth league game of 1972 season.

January 22, 1973 – John Unitas traded to San Diego for future consideration.

February 14, 1973 – Howard Schnellenberger named Head Coach of the Baltimore Colts.

July 28, 1973 – Raymond Berry and Jim Parker inducted into Professional Football Hall of Fame in Canton, O., joining Art Donovan and Gino Marchetti.

COLTS' CORRALS

Perhaps the most unique fan group in professional sports are the Colts' Corrals. The Corrals are a group of associated fan clubs with a total membership in excess of 2000. They started as a single club, Corral #1, fifteen years ago. Since then they have been continually expanding—#23, located in Annapolis, Maryland, was the most recent to be chartered.

In addition to attending all the Colts home games and many of the road contests, the Corrals are engaged in numerous activities which promote the Colts and football in the Maryland—Delaware area. They also are active in charity fund raising. In 1972 the Corrals participated in the enshrinement of Gino Marchetti into the Hall of Fame.

Probably the best known activities of the Corrals are their honoring of Colts coaches and players at their individual dinners each year and their annual convention in Ocean City, Maryland. The Convention is the largest gathering of the membership, and at the 1973 event held in early June, Colts Hall of Famer Jim Parker served as honorary chairman.

The coordinating body of the Corrals is the Council which meets monthly to discuss matters of common interest. Chairman of the Council for 1973 is Bill Barger. He is assisted by Jake Stitley. Other officers are Tom Harris, treasurer; Hurst Loudensinger, secretary; and Joe Matthews, sergeant at arms. The executive board is made up of Harry Katz, Harry Banahan, Bill James, Ernie Fischer, Jack Hurst, and Vince Contrino.

The presidents of the respective Corrals are the following: 1—Jean Luckabaugh, 2—Dick Swigert, 4—Vern Dorn, 5—Roy Mills, 6—Norman Tiedemann, 7—William Kees, 8—Len Hennelein, 9—Don Louey, 10—William Isaacson, 11—Lex Townsend, 12—Kirk Cramer, Jr., 14—Jim Gambacorta, 15—Earl Kropf, 18—Ronald Sablowski, 19—Fran Leyhe, 20—Harry Banahan, 21—John Hoffman, 22—Sam Cimino, 23—William Carbo, Jr., 954—Moses Fisher.

QUARTERBACK CLUB

The Quarterback Club of Baltimore meets the Monday evening following each Colts home game. They view films and get a game report from a Colts player or coach. The club, founded in 1960, awards a \$2500 college scholarship to Maryland's Scholar-Athlete of the Year and co-sponsors with the National Football Foundation the annual Baltimore Scholar-Athlete banquet honoring the top student-football player from each high school in Baltimore and the surrounding counties.

Officers for the 1973 season are the following: president—John C. McGeehan, vice-president—Robert C. Clark, treasurer—Robert C. Watson, secretary—Lawrence M. Ricketts, Jr.

THE COLTS' ASSOCIATES

Organized in 1947, the Colts Associates Organization has been in operation for the last 26 years. The group has been of assistance to the Colts in many different ways: obtaining homes and jobs for players, running the annual Family Day at training camp, and working at Colt Night, a benefit at Memorial Stadium which has raised thousands of dollars for the Police Boys' Clubs of Baltimore. They have also presented half-time shows at Colts games featuring boys football teams from the Baltimore area. Heading this energetic group in 1973 will be president Tommy Dukehart, a charter member, vice-president Mose Adolph, and secretary-treasurer Newton Krabbe.

THE BALTIMORE COLTS' MARCHING BAND

The Baltimore Colts' Marching Band was organized for the All-American Conference Colts in 1947. They were the first Pro-Football Band to have a Majorette and Color Guard units. This group of volunteer musicians stayed together in 1951 and '52 when Baltimore had no Pro-Football franchise. In 1954 the band added to their ranks the first Cheerleader unit in pro-football. The band numbers over 160 and performs four halftime shows a year, a pre-game show every home game, and all the time out music. They have performed at the 1958, 1959, 1964 and 1968 NFL Championship games. December 4, 1966 was proclaimed Baltimore Colts' Band Day by Theodore R. McKeldin, then Mayor of Baltimore, in recognition of the presentation of the Colts' Band first bass drum to the National Professional Football Hall of Fame in Canton, Ohio. On Oct. 9, 1971, five representatives from the band traveled to the Football Hall of Fame for a special presentation of Colts' Band memorabilia. The Band starts rehearsal in late spring and makes appearances at parades and special events and recently served their 11th straight year as the official band of the Preakness at Pimlico Race Track.

The 1973 Band Staff consists of Arthur H. Schmersal-Director, Richard E. DiStefano-Business Manager, Sam Orofino-Personnel Director, David B. Cook-Property Manager, Bonnie Peddicord-Choreographer, Pat Breach-Assistant Choreographer, H. Erich Koch-Librarian, Richard H. Westermeyer, Sr.-Drum Instructor, J. Danny O'Toole-Drill Instructor, Hugh B. McNally, Jr.-Band Photographer, Richard E. Otto-Drum Major, Richard I. Hill-Assistant Director, John W. Ziemann-Publicity Director and Drum Captain.

BALTIMORE TRADES—1973

1. January 22 — John Unitas to San Diego for future considerations.
2. January 24 — Tom Matte to San Diego for 8th round draft choice.
3. January 25 — Third round draft choice (Kansas City's in Eldridge Dickey trade) to Cleveland for center Fred Hoaglin.
4. January 29 — Bill Curry to Houston for guard Tom Regner and third round draft choice (Denver's).
5. January 29 — Billy Newsome and Baltimore's fourth round draft pick to New Orleans for Saints' first round choice.
6. January 29 — Norm Bulaich to Philadelphia for undisclosed draft choices.
7. January 30 — Fourth round choice (Cincinnati's) to Cleveland for placekicker George Hunt.
8. February 1 — Jerry Logan to Los Angeles for undisclosed draft choice.
9. February 7 — Dan Sullivan to Oakland for undisclosed draft choice.
10. February 9 — Fred Miller to Washington for undisclosed draft choice.
11. March 15 — Tom Nowatzke to Houston for undisclosed draft choice.
12. June 14 — Undisclosed draft choice to Detroit for Joe Schmiesing.
13. June 26 — Undisclosed draft choice to San Francisco for Elmer Collett.

THE 1972 SEASON — GAME BY GAME

Sept. 17, 1972

ST. LOUIS 10, BALTIMORE 3—At Memorial Stadium, attendance 53,652. The Colts had the statistics weigh heavily in their favor but lost to the Cardinals in a game in which Jim O'Brien was able to make 1 of 5 field goal attempts. Tim Van Galder, starting at quarterback in his first regular NFL game, set up St. Louis' winning TD with a 71-yard third quarter pass to TE Jackie Smith, Donnie Anderson took it in from the 4 yard line. Larry Wilson intercepted a Johnny Unitas pass on the St. Louis 2-yard line in the fourth quarter to help stave off the Colts, and DT Bob Rowe blocked 2 field goals.

	St. Louis	0	3	7	0	-10
	Baltimore	0	0	3	0	- 3
St. L	- FG Bakken 41					
Balt	- FG O'Brien 42					
St. L	- Anderson 4 run (Bakken kick)					

Sept. 24, 1972

NEW YORK JETS 44, BALTIMORE 34—At Memorial Stadium, attendance 56,626. Joe Namath completed 15 of 28 attempts for six touchdowns and 496 yards, third-best aerial yardage performance in NFL history. Three of his TD passes were caught by Rich Caster, who had 6 receptions for 204 yards, the first time since 1969 that a Conference receiver had topped 200. Ed Bell caught 7 for 197. John Unitas completed 26 of 45 for 376 yards and it marked the 27th time he had achieved 300-or-better figures. Don McCauley scored twice for the Colts, following a 93-yard kickoff return with a short run.

	N.Y. Jets	6	21	3	14	-44
	Baltimore	7	13	0	14	-34
NYJ	- Bell 65 pass from Namath (Howfield kick failed)					
Balt	- Havrilak 40 pass from Unitas (O'Brien kick)					
Balt	- FG O'Brien 14					
Balt	- FG O'Brien 32					
NYJ	- Riggins 67 pass from Namath (Howfield kick)					
Balt	- McCauley 93 kickoff return (O'Brien kick)					
NYJ	- Maynard 28 pass from Namath (Howfield kick)					
NYJ	- Caster 10 pass from Namath (Howfield kick)					
NYJ	- FG Howfield 14					
Balt	- McCauley 1 run (O'Brien kick)					
NYJ	- Caster 79 pass from Namath (Howfield kick)					
Balt	- Matte 21 pass from Unitas (O'Brien kick)					
NYJ	- Caster 80 pass from Namath (Howfield kick)					

Oct. 1, 1972

BALTIMORE 17, BUFFALO 0—At War Memorial Stadium, attendance 46,206. Baltimore shut out the Bills a third straight time, limiting Buffalo to 13 yards of total offense in the first half. Don Nottingham had his best day with 78 yards rushing and 63 yards receiving.

Baltimore	10	7	0	0	-17
Buffalo	0	0	0	0	-0

- Balt - Tom Mitchell 27 pass from Unitas (O'Brien kick)
- Balt - FG O'Brien 30
- Balt - Havrilak 12 run (O'Brien kick)

Oct. 8, 1972

SAN DIEGO 23, BALTIMORE 20—At Memorial Stadium, attendance 55,459. Dennis Partee kicked 3 FGs in as many attempts and his last, coming on the final play, produced the first road victory for the Chargers in two seasons. An opening 51-yarder was a Charger record, breaking his own by 1 yard. Mike Garrett carried 27 times for 132 yards and 2 TDs after setting a Charger record with 29 carries the previous week vs. Oakland. Don Nottingham also scored twice for the Colts.

San Diego	7	3	0	13	-23
Baltimore	0	3	17	0	-20

- SD - Garrett 1 run (Partee kick)
- Balt - FG O'Brien 22
- SD - FG Partee 51
- Balt - Nottingham 13 run (O'Brien kick)
- Balt - FG O'Brien 20
- Balt - Nottingham 3 run (O'Brien kick)
- SD - Garrett 2 run (Partee kick)
- SD - FG Partee 40
- SD - FG Partee 28

Oct. 15, 1972

DALLAS 21, BALTIMORE 0—At Memorial Stadium, attendance 58,992. Dallas stayed atop the NFC's Eastern Division with a victory highlighted by Craig Morton's effort of 22 completions in 30 attempts for 279 yards and 2 TDs. It was the first time the Colts had been shut out since 1965 and the last game in which Don McCafferty served as head coach. He was replaced the next day by John Sandusky, defensive line coach.

Dallas	0	7	7	7	-21
Baltimore	0	0	0	0	-0

- Dal - Hill 1 run (Fritsch kick)
- Dal - Hill 16 pass from Morton (Fritsch kick)
- Dal - Sellers 44 pass from Morton (Fritsch kick)

Oct. 22, 1972

NEW YORK JETS 24, BALTIMORE 20—At Shea Stadium, attendance 62,948. At last-minute pass play from Joe Namath to WR Eddie Bell covered 83 yards and provided the winning margin which spoiled John Sandusky's debut as Baltimore head coach and Marty Domres' as starting QB. Prior to this winning play Baltimore had gone ahead on a Domres pass to Jim O'Brien who had to double as a WR and kicker because of injuries. The winning pass was tipped into Bell's hands by Charlie Stukes attempting an interception. On the last play of the game TE John Mosier caught a Domres pass from the Colts' 45 to the Jet 2.

Baltimore	3	7	3	7	-20
New York Jets	14	3	0	7	-24

- NYJ — Riggins 32 run (Howfield kick)
- Balt — FG O'Brien 22
- NYJ — Boozer 49 pass from Namath (Howfield kick)
- Balt — Nottingham 1 run (O'Brien kick)
- NYJ — FG Howfield 29
- Balt — FG O'Brien 28
- Balt — O'Brien 13 pass from Domres (O'Brien kick)
- NYJ — Bell 83 pass from Namath (Howfield kick)

Oct. 29, 1972

MIAMI 23, BALTIMORE 0—At Memorial Stadium, attendance 60,000. Larry Csonka scored twice as the Dolphins ran their winning streak to eight and remained the only unbeaten club in the NFL. The Dolphin defense prevented Baltimore from getting closer than the 28-yard line. It was the third straight home loss for the Colts and their second shutout.

Miami	7	9	7	0	-23
Baltimore	0	0	0	0	-0

- Mia — Csonka 1 run (Yepreman kick)
- Mia — Csonka 1 run (kick blocked)
- Mia — FG Yepreman 24
- Mia — Morris 7 run (Yepreman kick)

Nov. 6, 1972

BALTIMORE 24, NEW ENGLAND 17—At Schaefer Stadium, attendance 60,999. Bruce Laird set up a pair of third-period TDs with a fumble recovery and a 73-yard kickoff return as Baltimore's four-game losing streak came to an end. Marty Domres connected on a TD pass to TE Tom Mitchell and WR Sam Havrilak scored on an end-around. For the Patriots, Jim Plunkett carried for his first pro TD. A pair of Plunkett's passes were intercepted by Jerry Logan and Rick Volk in New England's late bid to overtake the Colts.

Baltimore	7	3	14	0	-24
New England	3	0	7	7	-17

- NE — FG Gogolak 36
- Balt — Havrilak 32 run (O'Brien kick)
- Balt — FG O'Brien 9
- Balt — Tom Mitchell 17 pass from Domres (O'Brien kick)
- NE — Plunkett 2 run (Gogolak kick)
- Balt — Bulaich 1 run (O'Brien kick)
- NE — Garrett 1 run (Gogolak kick)

Nov. 12, 1972

SAN FRANCISCO 24, BALTIMORE 21—At Candlestick Park, attendance 61,214. When John Unitas relieved a shaken-up Marty Domres in the fourth period, San Francisco's defense forced the veteran quarterback to fumble on his first play and 49ers Bob Hoskins recovered on Baltimore's 39-yard line. Five plays later, Steve Spurrier threw a 25-yard touchdown pass to tight end Ted Kwalick to give San Francisco a 24-14 lead.

Baltimore	7	0	0	14	-21
San Francisco	7	7	3	7	-24

- SF — Willard 7 pass from Spurrier (Gossett kick)
- Balt — Munsey 3 fumble recovery on return (O'Brien kick)
- SF — Schrieber 8 run (Gossett kick)
- SF — FG Gossett 44
- Balt — McCauley 4 run (Shlapak kick)
- SF — Kwalick 25 pass from Spurrier (Gossett kick)
- Balt — Havrilak 62 pass from Domres (Shlapak kick)

Nov. 19, 1972

BALTIMORE 20, CINCINNATI 19—At Riverfront Stadium, attendance 49,512. Jim O'Brien kicked a winning 26-yard FG on the last play of the game for a Baltimore victory. The winning margin was made possible by LB Ted Hendricks' blocking an extra point attempt on the final Cincinnati TD by Doug Dressler. Rookie RB Lydell Mitchell scored his first TD for the Colts on his first carry in the NFL.

Baltimore	0	10	0	10	-20
Cincinnati	7	3	3	6	-19

- Cin — Anderson 9 run (Muhlmann kick)
- Balt — FG O'Brien 31
- Balt — O'Brien 40 pass from Domres (Shlapak kick)
- Cin — FG Muhlmann 40
- Cin — FG Muhlmann 25
- Balt — Lydell Mitchell II run (O'Brien kick)
- Cin — Dressler 1 run (Muhlmann kick blocked)
- Balt — FG O'Brien 26

Nov. 26, 1972

BALTIMORE 31, NEW ENGLAND 0—At Memorial Stadium, attendance 54,907. Marty Domres no-interception streak ended after 128 attempts but the Colts QB threw three TD passes, two to Sam Havrilak. MLB Mike Curtis' interception TD return was the second of his career.

New England	0	0	0	0	-0
Baltimore	0	17	14	0	-31

- Balt — Havrilak 40 pass from Domres (O'Brien kick)
- Balt — Havrilak 3 pass from Domres (O'Brien kick)
- Balt — FG O'Brien 40
- Balt — Tom Mitchell 3 pass from Domres (O'Brien kick)
- Balt — Curtis 21 pass interception return (Shlapak kick)

Dec. 3, 1972

BALTIMORE 35, BUFFALO 7—At Memorial Stadium, attendance 55,390. Marty Domres threw three TD passes, ran for another and when he suffered a muscle pull veteran QB John Unitas replaced him and registered with a fourth TD pass to give the Colts a third straight victory. Although O.J. Simpson was limited to 26 yards on 14 carries he remained the AFC's leading rusher.

Buffalo	0	0	0	7	-7
Baltimore	14	0	7	14	-35

- Balt — McCauley 29 pass from Domres (O'Brien kick)
- Balt — Lydell Mitchell 17 pass from Domres (O'Brien kick)
- Balt — McCauley 9 pass from Domres (O'Brien kick)

- Balt — Domres 15 run (O'Brien kick)
- Balt — Eddie Hinton 63 pass from Unitas (O'Brien kick)
- Buff — Simpson 1 run (Leypoldt kick)

Dec. 10, 1972

KANSAS CITY 24, BALTIMORE 10—At Arrowhead Stadium, attendance 44,175. RB Wendell Hayes rushed for 104 yards, first time he topped 100 as a Chief, and S Mike Sensibaugh made his seventh interception in Kansas City's victory which put the Chiefs over the .500 mark. Baltimore's loss ended a three-game winning streak.

Baltimore	0	10	0	0	-10
Kansas City	3	7	7	7	-24

- KC — FG Stenerud 31
- Balt — FG O'Brien 22
- Balt — Tom Mitchell 5 pass from Domres (O'Brien kick)
- KC — Hayes 13 pass from Dawson (Stenerud kick)
- KC — Taylor 25 pass from Dawson (Stenerud kick)
- KC — Podolak 5 run (Stenerud kick)

Dec. 16, 1972

MIAMI 16, BALTIMORE 0—At Orange Bowl, attendance 80,010. Miami completed the first all-winning 14-game season in NFL with its third shutout. Mercury Morris, hampered by a late ankle injury, missed by nine yards joining Larry Csonka as a 1,000-yard rusher which would have given Miami the first two in one club. The Dolphins' 2,951 team rushing yardage eclipsed the 36-year mark of 2,885 set by the 1936 Detroit Lions. Earl Morrall, who directed the Dolphins from the fifth game on after Bob Griese had been injured, emerged as the AFC passing leader.

Baltimore	0	0	0	0	- 0
Miami	3	7	3	3	-16

- Mia — FG Yepremian 40
- Mia — Warfield 14 pass from Morrall (Yepremian kick)
- Mia — FG Yepremian 50
- Mia — FG Yepremian 35

COLT LASTS

LAST TIME:

- Kickoff Return for TD: Don McCauley vs. NY Jets, September 24, 1972 (93 yards)
- 100 Yard Rushing Game: Don McCauley vs. NY Jets, October 22, 1972 (112 yards)
- 300 Yard Passing Game: John Unitas vs. NY Jets, September 24, 1972 (376 yards (26-45))
- 100 Yard Receiving Game: Sam Havrilak vs. San Francisco, November 12, 1972 (136 yards) (6 catches)
- Three Touchdown Pass Day: Marty Domres vs. Buffalo, December 3, 1972
- Punt Return for Touchdown: Ron Gardin vs. Miami, November 1, 1970 (80 yards)
- Three Field Goal Day: Jim O'Brien vs. Oakland, November 28, 1971
- Three Touchdown Day: Tom Matte vs. Washington, November 2, 1969
- Three Interception Day: Jerry Logan vs. New York Jets, October 18, 1970
- Kick Blocked for Touchdown: Don Nottingham vs. Cleveland, September 26, 1971 (20 yards)
- Interception Returned for Touchdown: Jerry Logan vs. New York Jets, October 18, 1970 (31 yards)
- Fumble Returned for Touchdown: Nelson Munsey vs. San Francisco, November 12, 1972 (3 yards)

1972 INDIVIDUAL STATISTICS

Regular Season

RUSHING	NO	YDS	AVG	LG	TD
McCauley	178	675	3.8	36	2
Nottingham	123	466	3.8	25	3
Mitchell, L.	45	215	4.8	14	1
Matte	33	137	4.1	18	0
Domres	30	144	4.8	15	1
Bulaich	27	109	4.2	18	1
Havrilak	12	72	6.0	32	2
Unitas	3	15	5.0	8	0
Nowatzke	3	11	3.7	6	0
O'Brien	3	9	3.0	7	0
Mildren	3	8	2.7	5	0
Doughty	2	33	16.5	17	0
Mitchell, T.	0	7	—	7	0

BALTIMORE	465	1894	4.1	36	10
Opponents	515	1989	3.9	32	14

RECEIVING	NO	YDS	AVG	LG	TD
Mitchell, T.	40	494	12.3	34	4
Havrilak	33	571	17.3	62	4
McCauley	30	256	8.5	34	2
Nottingham	25	191	7.6	27	0
Mitchell, L.	18	137	7.6	26	1
Matte	14	182	13.0	43	1
O'Brien	11	263	23.9	43	2
Hinton	11	146	13.3	63	1
Bulaich	9	55	6.1	10	0
Speyrer	8	114	14.2	21	0
Doughty	3	31	10.3	19	0
Mosier	1	53	53.0	53	0

BALTIMORE	203	2503	12.3	63	15
Opponents	178	2555	14.3	83	15

PUNTING	NO	YDS	AVG	LG	BLK
Lee	57	2400	42.1	60	1

BALTIMORE	57	2400	42.1	60	1
Opponents	71	2766	38.9	61	1

FIELD GOALS	1-19	20-29	30-39	40-49	50+
O'Brien	2-3	6-8	3-8	2-12	—
Shlapak	—	—	—	0-5	0-3

BALTIMORE	2-3	6-8	3-8	2-17	0-3
Opponents	1-1	5-5	3-4	4-8	2-5

PUNT RETURNS	NO	FC	YDS	AVG	LG	TD
Laird	34	11	303	8.9	42	0
Volk	5	7	25	5.0	8	0
Logan	4	1	20	5.0	7	0

BALTIMORE	43	19	348	8.1	42	0
Opponents	29	12	204	7.0	27	0

KICKOFF RETURNS	NO	YDS	AVG	LG	TD
Laird	29	843	29.1	73	0
McCauley	13	377	29.0	93	1
Nottingham	2	38	19.0	19	0
Bulaich	1	62	62.0	62	0
Mildren	1	1	1.0	1	0

BALTIMORE	47	1321	28.1	93	1
Opponents	50	1090	21.8	49	0

INTERCEPTIONS	NO	YDS	AVG	LG	TD
Stukes	5	23	4.6	11	0
Curtis	4	74	18.5	33	1
Volk	4	86	21.5	23	0
Logan	4	47	12.0	20	0
Hendricks	2	13	6.5	13	0
May	2	42	21.0	37	0
Hepburn	1	14	14.0	14	0
Laird	1	31	31.0	31	0

BALTIMORE	23	332	14.4	37	1
Opponents	12	169	14.1	38	0

SCORING	TD	TDR	TDP	TDRt	FG	PAT	TP
O'Brien	2		2		13-31	24-24	75
Havrilak	6	2	4				36
McCauley	5	2	2	1			30
Nottingham	3	3					18
Mitchell, T.	3		3				18
Mitchell, L.	3	1	2				18
Matte	1		1				6
Bulaich	1	1					6
Munsey	1			1			6
Curtis	1			1			6
Hinton, E.	1		1				6
Domres	1	1					6
Shlapak					0-8	4-4	4

BALTIMORE	28	10	15	3	13-39	28-28	235
Opponents	30	15	15	0	15-23	27-30	252

FIELD GOALS (GAME-BY-GAME)

O'Brien (30,40b,39,42,38b) (13,32,19) (43,30,30,45) (22,20) (48,48)
 (23,41,33,28,44) (42) (9,43,18) () (31,33b,26) (40,45) ()
 (22) (20)
 Shlapak (54b) (52) (50) () () (48,47) (45,48,46) ()

PASSING	ATT	COMP	YDS	PCT
Domres	222	115	1392	51.8
Unitas	157	88	1111	56.1
Havrilak	1	0	0.0	0.0
Mildren	1	0	0	0.0
BALTIMORE	381	203	2503	53.3
Opponents	313	178	2555	56.9

	AVG/ATT	TD	PCT TD	LG
Domres	6.3	11	5.0	62
Unitas	7.1	4	2.6	63
Havrilak	0.0	0	0.0	0
Mildren	0.0	0	0.0	0
BALTIMORE	6.6	15	3.9	63
Opponents	8.1	15	4.8	83

	INT	PCT INT	LOST/ATT
Domres	6	2.7	11-96
Unitas	6	3.8	14-114
Havrilak	0	0.0	0-0
Mildren	0	0.0	0-0
BALTIMORE	12	3.2	25-210
Opponents	23	7.4	25-232

1972 TEAM RECORD

Pre-season (3-3)

COLTS	OPP	ATTEND
3	Washington	33 L (at Tampa) 42,864
0	at Oakland	16 L 53,627
23	at Kansas City	17 W 76,882
16	Pittsburgh	13 W (at Tampa) 37,221
17	Detroit	24 L (at Tampa) 40,238
20	at Denver	13 W 49,605
79		126

Regular Season (5-9)

Third Place in AFC East

Colts	OPP	ATTEND
Colts 3	St. Louis	10 L 53,652
Colts 34	NY Jets	44 L 56,626
Colts 17	at Buffalo	0 W 46,206
Colts 20	San Diego	23 L 55,459
Colts 0	Dallas	21 L 58,998
Colts 20	at NY Jets	24 L 62,948
Colts 0	Miami	23 L 60,000

Colts	24	at	New England	17	W	60,999
Colts	21	at	San Francisco	24	L	61,214
Colts	20	at	Cincinnati	19	W	49,512
Colts	31		New England	0	W	54,907
Colts	35		Buffalo	7	W	55,390
Colts	10	at	Kansas City	24	L	44,175
Colts	0	at	Miami	16	L	80,010

SCORES BY QUARTERS – REGULAR SEASON

Baltimore	48	70	58	59	235
Opponents	57	70	47	78	252

ATTENDANCE – REGULAR SEASON

Home	Away	Total
395,032	405,100	800,132

1972 TEAM STATISTICS

	Baltimore	Opponents
Total First Downs	251	243
By Rushing	97	111
By Passing	124	109
By Penalty	30	13
Total Net Yards	4187	4312
Total Offensive Plays	969	847
Avg. Gain per Play	4.4	5.1
Avg. Gain per Game	299	308
Net Yards Rushing	1894	1989
Total Rushing Plays	465	515
Avg. Gain per Rush	4.1	3.9
Avg. Gain Rushing per Game	135	142
Net Yards Passing	2293	2323
Lost Attempting to Pass	25-210	25-232
Gross Yards Passing	2503	2555
Attempts/Completions	381-203	313-178
Percent Completed	53.3	56.9
Had Intercepted	12	23
Avg. Net Passing per Game	164	166
Punts/Average	57-42.1	71-38.9
Punt Returns/Average	43-8.1	27-7.0
Kickoff Returns/Average	47-28.1	50-21.8
Misc. Returns/Yards	10-186	14-131
Interceptions/Avg. Ret.	23-14.4	12-14.1
Penalties/Yards	58-595	83-811
Fumbles/Ball Lost	37-32	22-13
Total Points	235	252
Avg. Points per Game	16.8	18.0
Touchdowns	28	30
By Rushing	10	15
By Passing	15	15
By Returns	3	0
Field Goals	13-39	15-23
Conversions	28-28	27-30

BALTIMORE COLT DRAFTS

1954

1—Francis Davidson (b), Baylor; 2—Larry Grigg (b), Oklahoma U.; 3—James Kincaid (b), S. Carolina (Traded to Rams); 4—Thomas Allman (b), W. Virginia (Traded to Green Bay); 5—Don Ellis (b), Texas A. & M.; 6—James Smith (t), Baylor (Traded to Cleveland); 7—Glenn Turner (b), Georgia Tech; 8—Dennis McCotter (g), Detroit U.; 9—Robert Adams (g), Shippensburg St. Tchrs.; 10—Robert Schoonmaker (b), Missouri; 11—Robert Leberman (b), Syracuse; 12—Donald Chelf (t), Iowa; 13—David McMillan (b), John Carroll; 14—Ordell Braase (t), S. Dakota State; 15—Joseph D'Agostino (g), Florida U.; 16—Alex Sandusky (c), Clarion St. Tchrs.; 17—Thomas Adkins (c), Kentucky; 18—Richard Shinault (b), Texas Western; 19—Charles Wenzlau (c), Miami (Ohio); 20—Raymond Berry (c), S. M. U.; 21—Robert Lade (g), Nebraska St. Tchrs.; 22—Robert Meyer (t), Ohio State; 23—Leon Hardeman (b), Georgia Tech; 24—Donald Kerlin (b), Concordia; 25—Franklin Rodgers (b), Georgia Tech; 26—Jesus Esparza (t), New Mexico A. & M.; 27—William Sennett (c), Georgia Tech; 28—Raymond Ecstrom (c), Westminster; 29—Claude Taliaferro (b), Illinois; 30—Patrick Abruzzi (b), Rhode Island.

1955

1—Alan Ameche (b), Wisconsin; 2—Richard Szymanski (c), Notre Dame; 3—L. G. Dupre (b), Baylor; 4—Thomas Feamster (c), Florida State (Traded to Los Angeles); 5—George Preas (g), V. P. I.; 6—Leo Lewis (b), Lincoln University (Missouri); 7—Frank McDonald (c), Miami (Florida); 8—Dale Meinert (g), Oklahoma A. & M.; 9—Walter Bryan (b), Texas Tech; 10—Jesse Arnelle (c), Penn State (Traded to Los Angeles); 11—Emil Radik (b), Omaha; 12—Dick Cherovich (t), Miami (Ohio); 13—Pat Abbruzzi (b), Rhode Island; 14—John Lee (b), Georgia Tech; 15—Gerald Peterson (t), Texas; 16—Dick Laswell (t), T. C. U.; 17—Wesley Clark (t), Mississippi Southern; 18—Charles Shepherd (b), North Texas State; 19—James Cobb (t), Abilene Christian; 20—Charles Cianciola (c), Lawrence College; 21—Nick Manych (c), Michigan State Normal; 22—Jerry Welch (b), South Dakota State; 23—Dick McNamara (b), Minnesota; 24—Alex Esquivel (b), Mexico City College (Mexico); 25—Richard Grann (t), Rhode Island; 26—Marion Minker (t), Bucknell; 27—James Locke (t), V. P. I.; 28—Robert Myers (t), Ohio State; 29—Bill Waters (t), Austin College. BONUS PICK: George Shaw, (b), Oregon; William Evans (g), Miami (Ohio) (Traded by New York); Jack Pattera (g), Oregon (Traded by New York).

1956

1—Lenny Moore, HB, Penn State; 2—Dick Donlin, E, Hamline; 3—Bob Pascal, HB, Duke; 4—B. C. Inabinet, T, Clemson; 5—Herb Gray, E, Texas; 6—Dan Schmidt, HB, Texas Tech, 7—Bill Waters, T, Austin; 8—Bill Koman, G, North Carolina; 9—John Lewis, E, Michigan State; 10—Gene Scott, HB, Centre; 11—Dennis Shaw, E, N. Texas State; 12—Steve Myrha, G, North Dakota; 13—Jack Hill, HB, Utah State; 14—Ted Schwanger, HB, Tennessee Poly; 15—John Polzer, LB, Virginia; 16—Gene Hendrix, HB, Drake; 17—Bill Dannenhauer, E, Emporia; 18—Earl Looman, G, Stetson; 19—Bob Fyvie, T, Lafayette; 20—Bob Hill, FB, Jackson; 21—Jim Harness, HB, Mississippi State; 22—Pat Del Vicaro, G, Mississippi Southern; 23—Al Stephenson, T, Idaho State; 24—Bobby Fox, HB, E, Texas State; 25—Bradley Mills, HB, Kentucky; 26—Jim Lohr, G, S. E. Missouri; 27—Herb Hartwell, HB, Virginia; 28—John Shearer, QB, Shepherd; 29—Jim Rusher, E, Kansas State; 30—Terry Sweeney, HB, Middle Tenn. State.

1957

1—Jim Parker, T, Ohio State; 2—Don Shinnick, LB, UCLA; 3—Luke Owens, T, Kent State; 4—Jackie Simpson, HB, Florida; 5—Ron Underwood, HB, Arkansas; 6—Billy Pricer, FB, Oklahoma; 7—Reuben Saage, HB, Baylor; 8—Jack Harmon, HB, East Oregon State; 9—Robert White, T, Otterbein; 10—Joe Grisham, E, Austin Peay; 11—Andy Nelson, QB, Memphis State; 12—Don Simonic, T, Tennessee Poly; 13—John Call, HB, Colgate; 14—Joe Guido, HB, Youngstown; 15—Hall Whitley, C, Texas A. & I.; 16—Joe Cannavino, HB, Ohio State (In trade for fullback Charles Shepard); 16—Ed Prelock, T, Kansas; 17—Dan Wisniewski, G, Pittsburgh; 18—Jim Villa, HB, Allegheny; 19—Charles Frochle, T, St. John's of Minn.; 20—Walt Livingstone, HB, Heidelberg; 21—Owen Mulholland, HB, Houston; 22—Chet Van Atta, LB, Kansas; 23—Connie Baird, E, Hardin-Simmons; 24—Harwood Hoeft, E, South Dakota State; 25—Harlon Geach, T, College of Idaho; 26—Joe Unitas, T, Louisville; 27—Len DeMalon, LB, St. Vincent's of Pennsylvania; 28—Walt Schneider, T, Colorado; 29—Bob Rasmussen, G, Minnesota; 30—Bob Bailey, E, Thiel.

1958

1—Leonard Lyles, HB, Louisville; 2—Bob Stransky, HB, Colorado; 3—Joe Nicely, G, West Virginia; 4—Les Walters, E, Penn State; 5—Raymond Brown, QB-HB, Mississippi; Bob Taylor, E, Vanderbilt; 7—John Sample, HB, Maryland State (In trade from Pittsburgh); John Diehl, T, Virginia; 8—Floyd Peters, G, San Francisco State; 9—Harold Bullard, FB, Lenoir Rhyne; 10—Ray Schamber, HB, South Dakota; 11—Bobby Jordon, HB, V. M. I.; 12—Tommy Addison, T, South Carolina; 13—Jerry Richardson, E, Wofford; 14—Ken Hall, HB-FB, Texas A. & M.; 15—Les Carney, HB, Ohio; 16—Arch Matsos, G-LB, Michigan State; 17—James Reese, QB, Minnesota; 18—Dale Lloyd, C, Georgia; 19—Tim Murnen, G, Bowling Green; 20—Tom Forrestal, QB, Navy; 21—Jim Faulk, HB, Texas Christian; 22—Bob McKee, E, Monmouth; 23—Phil Parslow, HB, UCLA; 24—Bobby Sandlin, HB, Tennessee; 25—Jim Roundtree, HB, Florida; 26—Bob Grimes, G, Central Michigan; 27—George Dintiman, HB, Lock Haven Teachers; 28—Jim Murphy, T, East Tennessee State Teachers; 29—Doug Padgett, E, Duke; 30—Gary Lund, G, Utah State.

1959

1—Jackie Burkett, C, LB, Auburn; 2—Dave Sherer, E, S.M.U.; 3—Traded to Detroit for Ray Krouse; 4—Zeke Smith, G, LB, Auburn; 5—Hanson Churchwell, G, LB, Mississippi; 6—Palmer Pyle, T, Michigan State; 7—Harold Lewis, HB, Houston; 8—Tom Coffey, HB, West Texas State; 9—Tom Brown, G, Minnesota; 10—Don Stewart, E, S.M.U.; 11—Tom Stephens, HB, Syracuse; 12—Richard Wood, QB, Auburn; 13—Rudy Smith, G-T, Mississippi; 14—Ferdie Burket, HB, Southeastern Oklahoma; 15—Ted Foret, T, Auburn; 16—Morris Keller, T, Clemson; 17—Leroy Bergen, T, South Dakota State; 18—Opie Bandy, E-LB, Tulsa; 19—Milton Crain, C-LB, Mississippi; 20—Paul Balonick, C-LB, North Carolina State; 21—John Herrnstein, FB, Michigan; 22—Lonny Leatherman, T, T.C.U.; 23—Bob Davis, HB, Houston; 24—Bob Nonogratz, G-LB, Army; 25—Ed Kieffer, HB, Syracuse; 26—Rene Lorio, HB, Mississippi Southern; 27—Thurman Terry, T, Rice University; 28—Fred Long, FB, Iowa; 29—Perry McGriff, E, Florida; 30—Blair Weese, FB, West Virginia Tech.

1960

1—Ron Mix, T, U.S.C.; 2—Don Floyd, T, T.C.U.; 2—Marvin Terrell, G, Mississippi (selection obtained in trade with New York for George Shaw); 3—Jim Welch, HB, S.M.U.; 4—Gerhard Schwedes, HB, Syracuse; 5—Marvin Laster, HB, T.C.U.; 6—Al Bansavage, G, U.S.C.; 7—Harry Beabout, T, Purdue; 8—Jim Colvin, T, Houston; 9—Bob Hall, T, Kent State; 9A—Don Perkins, HB, New Mexico; (selection obtained in trade with Philadelphia for Jimmy Carr); 10—Ernest Barnes, C, North Carolina College; 10A—Bobby Boyd, QB, Oklahoma (selection obtained in trade with Washington for Hanson Churchwell); 11—Bob Wehking, C, Florida; 12—Bill Bucek, HB, Rice; 13—Jim Nemeth, C, South Carolina; 14—Dale Johannson, T, Augustana College; 15—Larry Grantham, E, Mississippi; 16—George Boynton, HB, East Texas State; 17—Jim Beaver, T, Florida; 18—Dan Sheeham, T, Chattanooga; 19—Bill Carpenter, E, Army; 20—Bob Hogue, T, Shepherd.

1961

1—Tom Matte, HB, Ohio State; 2—Tom Gilburg, T, Syracuse; 3—Jerry Hill, HB, Wyoming; 4—Ken Gregory, E, Whittier; 5—Ron Osborne, T, Clemson; 5A—Ed Dyas, FB, Auburn; 6—Don Kern, HB, V.M.I.; 7—Ike Grimsley, HB, Michigan State; 8—Paul Terhes, QB, Bucknell; 9—Pete Nicklas, T, Baylor; 10—Bob Clemens, HB, Pitt; 11—Ralph White, T, Bowling Green; 12—Dick Reynolds, T, North Carolina State; 13—Dallas Garber, FB, Marietta; 14—Bob Hunt, T, S.M.U.; 15—E.A. Sims, E, New Mexico State; 16—Tom Weisner, Wisconsin; 17—Steve Jastrzembki, E, Pitt; 18—Wilson Allison, T, Baylor; 19—Joe Novsek, T, Tulsa; 20—Al Kimbrough, HB, Northwestern.

1962

1—Wendell Harris, HB, Louisiana State; 2—Bill Saul, LB, Penn State; 3—Dan Sullivan, T, Boston College; 4—Jim Dillard, HB, Oklahoma State; 5—Jerry Croft, G, Bowling Green; 6—traded to Green Bay; 7—Fred Miller, T, Louisiana State; 8—Pete Brokaw, HB, Syracuse; 9—Roy Walker, FB, Purdue; 9A—Walt Rappold, QB, Duke; 10—Fred Moore, T, Memphis State; 11—Scott Tyler, HB, Miami, Ohio; 12—Bake Turner, HB, Texas Tech; 13—Charles Holmes, FB, Maryland State; 14—Stinson Jones, HB, V.M.I.; 15—Joe Monte, G, Furman; 16—Ray Abruzzese, HB, Alabama; 17—Bill Knocke, HB, Fresno State; 18—Mel Rideout, QB, Richmond; 19—Fred Gillett, HB, Los Angeles State; 20—Herm McKee, HB, Washington State.

1963

1—Bob Vogel, T, Ohio State; 2—John Mackey, E-HB, Syracuse; 2A—Butch Wilson, FB, Alabama; 3—Traded to St. Louis; 4—Jerry Logan, HB, West Texas State; 4A—Harlow Fullwood, T, Virginia Union; 5—Bill Ventura, E, Richmond; 6—Jerry Cook, HB, Texas; 7—Willie Richardson, E, Jackson State; 8—Dave Hayes, FB, Penn State; 9—Don Trull, QB, Baylor; 10—Bill Siekierski, G, Missouri; 11—Winston Hill, T, Texas Southern; 12—Butch Maples, C, Baylor; 13—Paul Watters, T, Miami Ohio; 14—Neil Petties, E, San Diego State; 15—Leon Mavity, HB, Colorado; 16—Dick Quast, E, Memphis State; 17—Kern Carson, HB, San Diego State; 18—Luther Woodruff, T, North Carolina A & T; 19—Steve Berzansky, FB, West Virginia; 20—D. L. Hurd, E, San Francisco State.

1964

1—Marv Woodson, HB, Indiana; 2—Tony Lorick, HB, Arizona State; 3—Traded to Green Bay; 4—Ted Davis, LB, Georgia Tech; 5—Ed Lothamer, T, Michigan State; 6—Jim Mazurek, T, Syracuse; 7—Ken Sugarman, T, Whitworth; 8—John Williamson, LB, Louisiana Tech; 9—Vince Turner, HB, Missouri; 10—Traded to Detroit; 11—John Paglio, T, Syracuse; 12—Ken Graham, HB, Washington State; 13—Charlie Parker, T, Southern Mississippi; 14—John Case, E, Clemson; 15—Larry Kramer, T, Nebraska; 16—Roger Lopes, FB, Michigan State; 17—Don Green, HB, Susquehanna; 18—Alvin Haymond, HB, Southern U; 19—Owen Dejanovich, T, Arizona State (Flagstaff); 20—John Butler, FB, San Diego State.

1965

1—Mike Curtis, FB-LB, Duke; 2—Ralph Neely, T, Oklahoma; 3—Traded to San Francisco; Glenn Ressler, G, Penn State (traded from Vikings); 4—Dave Johnson, HB, San Jose State; Martin Schottenheimer, LB, Pitt (traded from Redskins); 5—John McGuire, E, Syracuse; 6—Al Atkinson, T, Villanova; Bob Felts, HB, Florida A&M (traded from Giants); 7—John Kolocek, T, Corpus Christi; 8—Roosevelt Davis, T, Tennessee A&I; 9—Tom Bleick, HB, Georgia Tech; 10—George Harold, HB, Allen U; 11—Lamar Richardson, E, Fisk U; 12—Ted Radosovich, G, Cincinnati; 13—Bruce Airheart, HB, North Dakota State; 14—Jerry Fishman, LB, Maryland; 15—Roy Hilton, E, Jackson State; 16—Steve Tensi, QB, Florida State; 17—Rick Reichardt, E, Wisconsin (in pro baseball); 18—Charley King, HB, Purdue; 19—Barry Brown, E-LB, Florida; 20—George Haffner, QB, McNeese State; Raymond Johnson, C, Prairie View (traded from Washington).

1966

1—Sam Ball, T, Kentucky; 2—Butch Allison, G, Missouri; 3—Rick Kestner, E, Kentucky; 4—Rod Sherman, FL, Southern California (traded from Cowboys); Hoyle Granger, FB, Mississippi State; 5—Traded to Cowboys; 6—Stas Moliszewski, LB, Princeton; 7—Dave Ellis, T, North Carolina State (traded from 49ers); Ray Perkins, FL, Alabama; 8—Gerald Allen, HB, Omaha (traded from Vikings); Jack White, QB, Penn State; 9—Gerald Gross, HB, Auburn; 10—Claude Brownlee, DE, Benedict; 11—Eric Crabtree, HB, Pittsburgh; 12—Jim Carter, G, Tennessee A&I; 13—Bob Hadrick, E, Purdue; 14—Jim Ward, QB, Gettysburg; 15—Lee Garner, LB, Mississippi; 16—Rod Steward, E, Duke; 17—Randy Matson, T, Texas A&M (found ineligible for drafting); 18—Ed Toner, T, Massachusetts; 19—Ken Duke, FB, Morgan State; 20—Tom Carr, T, Morgan State.

1967

1—Bubba Smith, DE, Michigan State (traded from Saints); 1A—Jim Detwiler, HB, Michigan; 2—Rick Volk, DB, Michigan; 3—Norman Davis, G, Grambling (traded from Saints); 3A—Leon Ward, LB, Oklahoma State; 4—Charles Stukes, DB, Maryland State; 5—Ron Porter, LB, Idaho (traded from Falcons); 6—Terry Southall, QB, Baylor; 7—Bo Rein, FL, Ohio State; 8—Lee Anderson, DT, Bishop (traded from Cardinals); 8A—Cornelius Johnson, T, Virginia Union; 9—Ron Kirkland, HB, Nebraska; 10—Leigh Gilbert, FB, Northern Illinois; 11—Herman Reid, T, St. Augustine's; 12—Preston Pearson, DB, Illinois (traded from Steelers); 12A—J.B.

Christian, G, Oklahoma State; 13—Marc Allen, DT, West Texas State; 14—Pat Conley, LB, Purdue; 15—Bob Wade, DB, Morgan State; 16—Don Alley, FL, Adams State; 17—Traded to Saints.

1968

1—John Williams, T, Minnesota; 2—Bob Grant, LB, Wake Forest; 3—Rich O'Hara, E, Northern Arizona; 4—James Duncan, DB, Maryland State; 5—Paul Elzey, LB, Toledo; 6—Traded to Atlanta; 7—Anthony Andrews, HB, Hampton Institute; 8—Tommy Davis, DT, Tennessee A&I; 9—Terry Cole, FB, Indiana; 10—Ocie Austin, DB, Utah State; 10A—Ed Tomlin, FB, Hampton Institute; 11—Bill Pickens, G, Houston; 12—James Jackson, DT, Jackson State; 13—Howie Tennebar, G, Kent State; 14—Charles Mitchell, TE, Alabama State; 15—Jeff Beaver, QB, North Carolina; 16—Walt Blackledge, FL, San Jose State; 17—Ray Pederson, G, State College of Iowa.

1969

1—Ed Hinton, FL, Oklahoma; 2—Ted Hendricks, LB, Miami; 2A—Tom Maxwell, DB, Texas A&M; 3—Dennis Nelson, T, Illinois State; 4—Jackie Stewart, FB, Texas Tech; 5—King Dunlap, DT, Tenn, A&I; 6—Bill Fortier, G, Louisiana State; 7—Gary Fleming, LB, Stanford; 7A—Roland Moss, RB, Toledo; 8—Sam Havrilak, DB, Bucknell; 9—George Wright, DT, Sam Houston; 9A—Larry Good, QB, Georgia Tech; 10—Marion Griffin, TE, Purdue; 11—Ken Delaney, T, Akron; 12—Butch Riley, LB, Texas A&I; 13—Carl Mauck, LB, So. Ill.; 14—Dave Bartelt, LB, Colorado; 15—George Thompson, DB, Marquette; 16—Jim McMillan, FL, The Citadel; 17—Joe Cowan, FL, Johns Hopkins.

1970

1—Norm Bulaich, RB, Texas Christian Univ; 2—James Bailey, DT, Kansas; 3—Jim O'Brien, K-WR Cincinnati; 3A—Ara Person, TE, Morgan State; 4—Steve Smear, DT, Penn State; 5—Billy Newsome, DE, Grambling; 6—Ron Gardin, FL, Arizona; 7—Gordon Slade, QB, Davidson; 8—Bob Bouley, T, Boston College; 9—Barney Harris, CB, Texas A&M; 10—Dick Palmer, LB, Kentucky; 11—George Edwards, RB, Fairmont St., W. Va.; 12—Don Burrell, FL, Angelo St.; 13—Dave Polak, LB, Bowling Green; 14—Tom Curtis, S, Michigan; 15—Phillip Gary, DE, Kentucky State; 16—Jack Maitland, RB, Williams; 17—Alvin Pearman, RB Colgate.

1971

1—Don McCauley, RB, North Carolina (awarded from Miami); 1A—Leonard Dunlap, DB, North Texas State; 2—Bill Atessis, DT, Texas; 3—Karl Douglas, QB, Texas A&I; 4—traded to Pittsburgh; 5—John Andrews, TE, Indiana; 6—Ken Frith, DT, Northeast Louisiana; 7—Gordon Bowdell, WR, Michigan State; 8—Willie Bogan, DB, Dartmouth; 9—Bill Burnett, RB, Arkansas; 10—Rex Kern, QB, Ohio State; 11—Dave Jones, LB, Baylor; 12—Bob Wuensch, T, Texas (choice traded from Pittsburgh); 12A—Bill Triplett, WR, Michigan State; 13—Tom Neville, LB, Yale; 14—Mike Mikolayunas, RB, Davidson; 15—Mike Hogan, LB, Michigan State; 16—Rich Harrington, DB, Houston; 17—Don Nottingham, RB, Kent State.

1972

1—Tom Drougas, T, Oregon; 2—Jack Mildren, S, Oklahoma (from Oakland); 2A—Glenn Doughty, WR, Michigan (from Washington); 2B—Lydell Mitchell, RB, Penn State; 4—Eric Allen, WR, Michigan State; 5—Don Croft, DT, Texas El Paso; 6—Bruce Laird, S, American International; 7—John Sykes, RB, Morgan State; 8—Al Qualls, LB, Oklahoma (from San Diego); 8A—Van Brownson, QB, Nebraska; 9—Gary Hambell, DT, Dayton; 10—Dave Schilling, RB, Oregon State; 11—Fred DeBernardi, DE, Texas El Paso; 12—Gary Theiler, TE, Tennessee; 13—Herb Washington, WR, Michigan State; 14—John Morris, C, Missouri Valley; 15—Robin Parkhouse, LB, Alabama; 16—Gary Wichard, QB, C.W. Post; 17—Stan White, LB, Ohio State.

1973

1—Bert Jones, QB, LSU; 1A—Joe Ehrmann, DT, Syracuse; 2—Mike Barnes, DE, Miami; 3—Bill Olds, RB, Nebraska; 3A—Jamie Rotella, LB, Tennessee; 4—Gery Palmer, T, Kansas; 4A—Ollie Smith, WR, Tennessee State; 5—David Taylor, G, Catawba; 8—Ray Oldham, DB, Middle Tennessee; 11—Dan Neal, C, Kentucky; 12—Bernard Thomas, DE, Western Michigan; 13—Tom Pierantozzi, QB, West Chester; 14—Ed Williams, RB, West Virginia; 15—Jackie Brown, DB, South Carolina; 16—Marty Januszkiewicz, RB, Syracuse; 17—Guy Falkenhagen, T, Northern Michigan.

COLTS' FIRST DRAFT CHOICES

1950—Adrian Burk, QB, Baylor
1953—Billy Vessels, HB, Oklahoma
1954—Cotton Davidson, QB, Baylor
1955—George Shaw, QB, Ore. (bonus)
—Alan Ameche, FB, Wisconsin
1956—Lenny Moore, HB, Penn State
1957—Jim Parker, T, Ohio State
1958—Lenny Lyles, HB, Louisville
1959—Jackie Burkett, C-LB, Auburn
1960—Ron Mix, T, U.S.C.
1961—Tom Matte, HB, Ohio State
1962—Wendell Harris, HB, L.S.U.
1963—Bob Vogel, T, Ohio State
1964—Marv Woodson, HB, Indiana
1965—Mike Curtis, FB-LB, Duke
1966—Sam Ball, T, Kentucky
1967—Bubba Smith, T, Mich. St.
—Jim Detwiler, RB, Michigan
1968—John Williams, G, Minn.
1969—Eddie Hinton, FI, Oklahoma
1970—Norm Bulaich, RB, Texas Christian
1971—Don McCauley, RB, North Carolina
—Leonard Dunlap, DB, N, Texas State
1972—Tom Drougas, T, Oregon
1973—Bert Jones, QB, L.S.U.
—Joe Ehrmann, DT, Syracuse



Tom Mitchell

PLAYER SKETCHES

RICHARD AMMAN (73) 2 Yr. DE 6-5 245
Florida State Waivers-Dallas-'72 Age: 22

PRO: Acquired before fourth 1972 pre-season game. . .played in all 14 games—essentially on special teams but also as reserve defensive end. . .was in on 16 tackles. . .made four in the second Miami game. . .drafted in the 10th round by Dallas in 1972. . .worked on weight program this past off season and gained 11 pounds. . .attitude, hustle and size are listed as Amman's major assets.

COLLEGE: Two-year starter at Florida State as a defensive tackle.

PERSONAL: Born Sept. 21, 1950 in Seattle, Wash. . .lives with wife Debbie in Cocoa Beach, Fla.



JOHN ANDREWS (86) 2 Yr. TE 6-3 227
Indiana No. 5-71 Age: 24

PRO: Traded to San Diego along with 1973 first round draft choice (Washington's) for Marty Domres last August. . .was released by Chargers during season and signed as free agent by Baltimore this past winter. . .spent 1971 season on Colts' move list. . .caught three passes for 41 yards during '71 pre-season.

COLLEGE: Caught 65 passes for 685 yards in two seasons at Indiana. . .best year in '60 with 36 catches for 417 yards. . .eighth best receiver in Indiana history. . .played in 1971 College All-Star Game against Colts.

PERSONAL: Born Nov. 2, 1948. . .lives in Indianapolis, Ind.



JIM BAILEY (79) 4 Yr. 6-6 225
Kansas No. 2-70 Age: 24

PRO: Started every game at defensive tackle. . .made 46 solo tackles, assisted in 30 more. . .tackled passer six times, blocked a field goal and a punt. . .made 13 tackles against San Francisco and eleven against San Diego, in addition to a fumble recovery. . .scheduled to start 1971 season but twisted knee in College All Star Game sidelined him until second regular season game. . .he increased playing time each week after that until he was playing substantial amount and had fine season. . .started three games his rookie year (1970) until first knee injury (Nov. 29, 1970) ended his season. . .had surgery that night. . .played in 11 games as a rookie. . .can also play defensive end.

COLLEGE: Didn't become regular until his senior year at Kansas but led Jayhawks in tackles that season.

PERSONAL: Born June 9, 1948 in Kansas City. . .was a three-sport high school star—football, track and wrestling. . .resides in Lawrence, Kan., with wife Cindy.



~~~~~

**"My goal is to defeat everybody on every play and make every tackle."**  
—Mike Curtis.

~~~~~

MIKE CURTIS (32) 9 Yr. LB 6-2 232
Duke No. 1-65 Age: 29

PRO: Has played in three of the last five Pro Bowls. . .led club with 77 individual tackles and total stops with 124. . .made 13 tackles twice—against St. Louis and Dallas and 10 solo stops against Kansas City. . .intercepted four passes, returning one 22 yards for a touchdown in the second New England game. . .intercepted two against San Diego. . .played nearly entire 1971 season with a cast protecting a fractured thumb suffered in the second game of the year (against Cleveland). . .missed one game because of the injury then came back next week at Buffalo and intercepted two passes (returning one 31 yards to the one yard line), nailed Dennis Shaw on a blitz and was awarded the game ball by his teammates and named AFC Defensive Player of the Week by the Associated Press. . .had one of his greatest career games in 14-3 victory over Miami in 1971, making 14 tackles. . .was MVP of Super Bowl V selected by New York Chapter of the Professional Football Writers of America. . .named outstanding defensive player in the AFC by the Kansas City 101 Club in 1970. . .made the clutch defensive play of that season when he intercepted Craig Morton's late fourth quarter pass in the Super Bowl setting up Jim O'Brien's 32-yard field goal which won the title. . .Curtis has intercepted 12 passes the past three seasons. . .Mike was switched from outside linebacker (where he made All-Pro) to the middle midway through the 1969 season. . .the Colts won 30 of their next 40 games.



COLLEGE: A fullback and a linebacker at Duke. . .All-Atlantic Coast Conference. . .led Blue Devils in rushing in 1964 (497 yards on 121 carries for 4.1 average).

PERSONAL: Born March 27, 1943 in Rockville, Md. . .went to Richard Montgomery High School, works in real estate. . .purchased farm for his parents in Leesburg, Va. . .married to Marty Boone (sister of former Colt Sam Ball's wife). . .the Curtis' live in the Ruxton area of Baltimore County.

~~~~~

**"I'm aggressive — very aggressive. But I'm no animal." —Mike Curtis**

**"Mike Curtis is going to be the greatest middle linebacker in the game. I've seen him make plays that I thought were humanly impossible" —Gino Marchetti**

~~~~~

DOMRES' STATISTICS

PASSING

	Att.	Comp.	Yds.	Int.	TD	Long
1969	112	47	631	10	2	55
1970	55	28	491	4	2	80
1971	12	7	97	3	1	25
1972	222	115	1392	6	11	62
Total	401	197	2611	23	16	80

MARTY DOMRES (14) 5 Yr. QB 6-4 222
Columbia Trade—Chargers—72 Age: 26

PRO: Acquired by Baltimore Oct. 7, 1972 from San Diego for tight end John Andrews and 1973 first round draft choice which was obtained by Baltimore from Washington in Roy Jefferson trade. . .reported to club at Golden, Colo., training camp. . .saw first Colt action in third pre-season game at Kansas City when Johnny Unitas was injured on first series. . .Domres guided Colts to a win that night at Arrowhead. . .started sixth game of the regular season at New York Jets and kept the job the rest of the season. . .he con-



connected on 19 of 34 passes for 253 yards and a touchdown in that first start which ended in a 24-20 last-minute loss at Shea. . .his first win was third start, Monday night at New England. . .threw 127 passes in 1972 before one was intercepted. . .led AFC in passing after ninth week. . .threw three touchdown passes in second New England game and three more plus running for another in second Buffalo contest, which earned him Associated Press Offensive Player of the Week honor. . .record as a starter in '72 was 4-5. . .finished sixth in passing in AFC with 115 of 222 for 1,392 yards (51.8), 11 TDs and six interceptions. . .biggest game was 14 for 27 (255 yards and a 62-yard touchdown) performance in a 24-21 loss as San Francisco. . .was 11 for 18—205 yards in second half. . .played in four games for San Diego in 1971. . .was seven for 12 for 97 yards, a touchdown and three interceptions. . .in 1970 he played in seven games, started two and hit 80-yard touchdown pass to tie Houston. . .he was San Diego's No. 1 choice in 1969 draft, the 11th player selected by the NFL. . .visited U.S. Forces in Asia last February.

COLLEGE: Set 15 Columbia records, 12 Ivy League and three ECAC. . .owns NCAA mark for most offensive plays in a career—1,133. . .ranked third in the Nation in total offense in 1968 with 2,404 yards.

PERSONAL: Born April 17, 1947 in Ithaca, N.Y. . .graduated from Christian Brothers Academy in Syracuse. . .college major was anthropology. . .single.

GLENN DOUGHTY (35) 2 Yr. WR 6-2 204
Michigan No. 2A-72 Age: 22

PRO: Considered excellent prospect as wide receiver. . . caught only three passes for 31 yards in his rookie year and ran two reverses for 33 yards but wasn't activated until the fourth game of the season and after that was bothered by minor but nagging injuries. . . caught all three passes, against Dallas then pulled a muscle two days before the next game. . . played very little for the next five weeks and finally was placed on the move list the final three games. . . was a running back and slot back in college and had to make transition to outside receiver in his first season as a pro. . . "He has good instincts as a receiver," says Howard Schnellenberger. "He's big, has good speed and can catch the ball." . . won starting job immediately in College All Star camp. . . physical problems in '72 were mostly muscle pulls.



COLLEGE: Played on two Rose Bowl teams at Michigan. . . had 1,464 career rushing yards. . . 518 yards in receiving. . . majored in physical education. . . Michigan head coach Bo Shembechler called him "Our best all around football player."

PERSONAL: Was a high school All-American in Detroit. . . toured Vietnam summer of 1972. . . born Jan. 30, 1951 in Detroit. . . wife's name is Janice.

TOM DROUGAS (74) 2 Yr. T 6-4 257
Oregon No. 1-72 Age: 23

PRO: Played in all 14 games. . . was used more as season progressed and started final game at Miami. . . reported to one-day spring camp in excellent condition, finishing second in mile and a half run. . . counted on to start at offensive tackle and the extent of his progress will go a long way in determining how well Baltimore's young offensive line plays this season. . . "He has good size and is a good athlete," says Schnellenberger. . . Offensive line coach George Young, who was Director of Player Personnel when Drougas was selected in the first round two years ago, says: "We saw him against some of the best defensive ends in college football in 1971 and he handled them well. He's bigger and more confident now. I expect him to have an excellent career in the National Football League."



"People don't realize it, but pass-blocking is probably the most athletic thing in football." —Tom Drougas

COLLEGE: Never missed a game at Oregon. . .had near perfect academic record in Religious Studies. . .named to The Sporting News and Time Magazine All-American teams.

PERSONAL: Won letters in football, basketball and track at Sunset High School in Beavertown, Ore. . .played in '67 State High School Shrine game. . .tossed shot 56-7 and discus 152-0 in high school. . .Tom's father Thomas C. Drougas played freshman football at Oregon. . .Tom was born Dec. 25, 1949 in Portland, Ore. . .Tom and wife Cheri have one son, Ari Christian (3).

RANDY EDMUNDS (52) 6 Yr. LB 6-2 225
Georgia Tech Waivers-New England-72 Age: 27

PRO: Selected in eighth round by Miami in 1968. . .claimed on waivers by New England in 1971. . .Colts claimed him on waivers Sept. 8, placed him on move list Sept. 17 and he remained there until he was activated for last three games. . .in second to last game of season at Kansas City he blocked a punt and set up a field goal. . .played in each of last three games, making six tackles, and is being counted on for linebacker support this year. . .won Dolphins' "Unsung Hero Award" in 1968. . .started every game for two seasons as outside linebacker at Miami.



COLLEGE: Was outstanding linebacker at Georgia Tech. . .set one season record with 128 tackles. . .made 285 tackles in his collegiate career, intercepted four passes, returning two for touchdowns.

PERSONAL: Born June 24, 1946 in Washington, Ga. . .wife's name is Trudy. . .they live in Miami, Fla.

WILLIE FRANKLIN (30) 2 Yr. WR 6-2 195
Oklahoma FA-72 Age: 23

PRO: Was on move list until last four games when he was used on special teams. . .caught four passes for 81 yards in pre-season, including 39 yarder off wishbone from Jack Mildren at Oakland. . .rushed twice for 14 yards in pre season and returned kickoffs and five punts. . .against Pittsburgh at Tampa he picked up a fumble by Don Nottingham and ran 32 yards for a touchdown.



COLLEGE: Wide receiver at Oklahoma.

PERSONAL: Born Oct. 9, 1949 in San Diego, Calif., where he resides in the off season. . .single.

SAM HAVRILAK (17) 5 Yr. WR 6-2 195
Bucknell No. 8-69 Age: 25

PRO: Started all 14 games and had the best year of his career, making 33 catches for 571 yards (17.3) and four touchdowns, including a 62-yarder. . .also carried 12 times for 72 yards and two more TDs. . .did all of this despite the fact he suffered a severe muscle pull prior to first pre-season game and never saw a minute of action until he started regular season opener against St. Louis. . .caught six passes for 136 yards and ran twice for 23 yards against San Francisco. . . caught four for 115 yards in first Jet game and four more for 43 yards against New York Jets in Shea. . .caught three against San Diego and Cincinnati. . .made TD catches of 62 (SF), 40 twice (NY Jets and second New England). . .ran 32 yards for TD in 1st New England game. . .had a pre-season trial at QB in '71—was 9-23 for 82 yards and three interceptions. . .caught one pass for 12 yards in '71 regular season but grabbed three more in the playoffs. . .forced to start at running back against Philadelphia in 1970 because of injuries to Colt regulars and gained 61 yards on 11 carries in first half before hip pointer knocked him out of the game. . .made a clutch 25-yard catch in Super Bowl V victory over Dallas.



COLLEGE: Was Middle Atlantic Conference MVP and All-League quarterback his junior and senior years at Bucknell. . .holds school single game (397 yards), season (2,070) and career (4,402) records for total offense. . .was team captain. . .Dean's List student in biology and member of ODK, a national honorary society for men based on scholarship, leadership and service.

PERSONAL: Born Dec. 13, 1947 in Monessen, Pa. . .graduated from Monessen High School. . .studies dentistry at University of Maryland. . . single.

TED HENDRICKS (83) 5 Yr. LB 6-7 220
Miami No. 2-69 Age: 25

PRO: Was All-Pro and selected to play in Pro Bowl for second straight year. . .was second to Mike Curtis in tackles with 63 individuals and total of 99. . .intercepted two passes, knocked down seven more, tackled quarterbacks six times and blocked two field goals. . ."He just creates a completely different problem for an offensive team than most linebackers," said Howard Schnellenberger. . . if he had an outstanding year in '72 he had an incredible one in '71 when he was a unanimous All-Pro, played in his first Pro Bowl, blocked a punt in a desperate situation when Baltimore had to have a score to stay alive against Cleveland, blocked a PAT to save a 14-13



~~~~~

"Ted Hendricks is a concept in linebacking unlike almost any other in professional football." —Howard Schnellenberger

~~~~~

victory against the Jets and a field goal against New England. . .that wasn't all—he picked up Larry Smith's fumble and raced 31 yards for a go-ahead touchdown in win over Los Angeles and intercepted Roger Staubach to set up a field goal in the Pro Bowl. . .after an interception in Shea Stadium Jet quarterback Bob Davis (now with New Orleans) said: "That has to be one of the greatest interceptions I have ever seen in my life. He had to reverse his direction and go straight up. I saw him there, but when you see a linebacker you just aren't thinking that it's someone who can go that high. I'll never try to lob a pass over his head again. He's one super athlete." . . . also had big season in 1970. . .returned an interception 31 yards against the Eagles. . .blocked a field goal against Houston. . .became starter midway through rookie season (1969). . .plays between 215-220 pounds but is one of strongest players on club. . ."I usually like to hit a ball carrier high," says Hendricks, "up around the chest. Because of my height it is easier for me to make a high tackle as opposed to going low and possibly missing if I try to get the legs."

COLLEGE: Three-time All-American at Miami, he was both a defensive end and tight end for the Hurricanes. . .first Miami sophomore to make All-American. . .National Lineman of the Year by UPI in 1968 and won Washington Touchdown Club's Knute Rockne Memorial Award as outstanding college lineman of 1968. . ."Ted could have been an All-American at just about any position on our team," said his college head coach Charlie Tate, now on New Orleans Saints' staff.

PERSONAL: Born Nov. 1, 1947 in Guatemala, City, Guatemala. . .was high school All-American as an end at Hialeah (Fla.) High. . .hobbies include hunting, fishing, water skiing, solving mathematical problems and tinkering with automobiles. . .isn't crazy about "Mad Stork" nickname but prefers it to college handle of "Twiggy". . .he and his wife Jane have two boys—Mark (4) and Michael, who was born last November. . .they live in Miami during off-season.

LONNIE HEPBURN (43) 3 Yr. CB 5-11 180

Texas Southern Waivers-Miami-71 Age: 25

PRO: Started last nine games of the season on right corner. . .intercepted one pass against New York Jets in first start and returned it 14 yards. . .made 33 solo tackles and had a hand in total of 43. . .knocked down nine passes. . .played in every game but didn't start until second Jets game after Rex Kern suffered dislocated hand the week before. . .drafted 13th by Miami in 1971. . .claimed by Colts on Waivers on Oct. 19, 1971 and placed on move list. . .activated Dec. 5, 1971 for 12th game of season and stayed on roster remainder of season. . .has always been a hitter on special teams.



COLLEGE: Won four letters as defensive back in college. . .also lettered three times in track.

PERSONAL: Born May 12, 1949 in Miami, Fla., and went to Northwestern High School. . .captained football and track teams in high school . . .set record for most unassisted tackles in one game (17) and most intercepted passes in one season (13) at Northwestern. . .lives in Houston, Tex.

ROY HILTON (85) 9 Yr. DE 6-6 240
Jackson State No. 15-65 Age: 30

PRO: Started every game at right defensive end and made 40 tackles, 23 of them individual. . .got to quarterback six times to tie Ted Hendricks for club leadership. . .has put three solid seasons together and started 37 straight games. . .got to the quarterback twice in Super Bowl V victory . . .became a starter six years ago then served as a swing man to make room for Bubba Smith in 1967. . .regained starting job in '69 after Ordell Braase retired. . .works for Colts' Public Relations Department in the off season. . .one of the most entertaining speakers in the club.



COLLEGE: Standout two-way end at Jackson State.

PERSONAL: Born March 23, 1943 in Hazelhurst, Miss. . .went to high school in Parrish (Miss.). . .now lives in Baltimore. . .Roy and wife Marie have three children—Angela Marie (7), Desiree Michelle (6) and Robin (3).

EDDIE HINTON (33) 5 Yr. WR 6-0 200
Oklahoma No. 1-69 Age: 26

PRO: Started opener but suffered muscle pull in that game which kept him out of action four weeks, two of which were on the move list. . . returned to action in second NY Jets game, which he started, but aggravated an injury and played briefly the remainder of the season. . . caught 11 passes for 146 yards and a touchdown, which was for 63 yards (second Buffalo game) and Johnny Unitas' last TD pass in Baltimore. . . made six catches for 50 yards against St. Louis in opening game. . .caught 12 yard pass on last drive



against Cincinnati which placed ball on Bengal 21 and enabled Jim O'Brien to win the game with a field goal. . .caught 25 passes for 436 yards and two touchdowns in '71 and finished second in AFC in pass receiving in 1970 with 47 catches for 733 yards and five TDs. . .caught three for 86 yards (Cincinnati) and five for 115 (Oklahoma) respectively that season in two playoffs. . .the biggest game of his career, however, came on an unforgettable night in 1970 against Kansas City when he caught 11 passes for 190 yards. . .became starter in 1970 training camp, winning job from Jimmy Orr.

HINTON'S STATISTICS

PASS RECEIVING

	No.	Yards	TD	Long
1969	13	269	1	46
1970	46	733	5	40
1971	25	436	2	33
1972	11	146	1	63
Totals	95	1584	9	63

COLLEGE: Despite a broken hand and the fact that Oklahoma passed less than seven of the eight Big Eight teams in 1968, Eddie set a conference record with 60 catches for 967 yards and six touchdowns his senior year.

PERSONAL: Born June 26, 1947 in Lawton, Okla., where he went to high school. . . Eddie and his wife Marcia have one son—Barton. . . they live in Baltimore. . . is very active in charitable activities, particularly with Baltimore Association for Retarded Children.

FRED HOAGLIN (54) 8 Yr. C 6-4 250
Pittsburgh Trade-Cleveland-73 Age: 29

PRO: Drafted sixth in 1966 by Browns. . . played in 69 consecutive games from the time he became a starter in 1967 until he suffered a severe calf injury in 1971. . . injury caused a blood clot requiring surgery and forced him to the move list for several games in '71. . . didn't regain his starting job from Bob DeMarco in '72 and Colts acquired him on Jan. 25 for third round draft choice (Kansas City's obtained in Eldridge Dickey trade). . . played in Pro Bowl following '69 season. . . has also played offensive tackle. . . served as Browns' player representative. . . visited Vietnam with several other NFL players in '71. . . says former coach Nick Skorich: "Fred is a strong blocker and I felt we were always solid down the middle with him at center."



COLLEGE: Was two-way player at Pitt.

PERSONAL: Born Jan. 28, 1944 in Alliance, O., now lives in Solon, O., with his wife Janet Ann and two children—Patricia Jo (5) and George (2). . . member of Fellowship of Christian Athletes. . . employed by Ohio investment firm of McDonald & Co. in off-season for whom he is institutional municipal bond sales representative.

GEORGE HUNT (10) 1 Yr. K 6-1 215
Tennessee Trade-Cleveland-73 Age: 23

PRO: Acquired on Jan. 30, 1973 from Cleveland Browns for fourth round draft choice (Cincinnati's from John Shinnery's trade). Browns picked him in the fifth round in '72. . .spent season on taxi squad. . .can also punt. . .has good shot at being Baltimore's regular placekicker this season.

COLLEGE: Was second in NCAA scoring in 1971 at Tennessee. . .set Southeastern Conference scoring record. . .converted 62 straight PATs. . .lettered three times in baseball as well as football at Tennessee and was drafted by Houston Astros. . .longest collegiate FG was 51 yards.

PERSONAL: Born Aug. 3, 1949 in Marietta, Okla. . .lives in Clearwater, Fla., with wife and two children.



CORNELIUS JOHNSON (61) 6 Yr. G 6-2 245
Virginia Union No. 8-67 Age: 29

PRO: Started first five games of the season for Glenn Ressler (injured) and was used as a reserve the rest of the year, playing in total of 13 games. . .has a shot at starting right guard berth this season. . .played mostly on special teams in '71. . .has been top reserve guard for last three seasons. . .started 1970 AFC Championship Game against Oakland when Ressler was injured. . .fastest lineman on club. . ."I'm actually faster now than when I was lighter," Johnson says. . .spent 1968 playing for Harrisburg Caps and Colts' taxi squad.

COLLEGE: Played nearly every offensive and defensive line position at Virginia Union. . .was a member of the school's 440-yard relay team.

PERSONAL: Born June 12, 1943 in Richmond, Va., where he works in the off season for Virginia Power and Light Company. . .wife's name is Clara. . .veteran of the Marine Corps.



REX KERN (44) 3 Yr. S-CB 6-1 190
Ohio State No. 10-71 Age: 23

PRO: Suffered a cracked bone in his lower back in second pre-season game (at Oakland), returned for the regular season and after starting two games (at Buffalo and Dallas) missed the rest of the year with a dislocated hand that required surgery (Oct. 23). . .played the corner his first two years but most likely will battle Jack Mildren for safety position vacated by Jerry Logan. . .Rex is a class athlete who played in every game his rookie year of 1971 (primarily on special teams) then won starting job as cornerback in 11th game against Oakland. . .QB Daryle Lamonica went after Kern on first series but



the former Ohio State QB played well in his first pressure test at corner. . . was starter rest of the season and through playoffs. . .made critical steal of the ball in 1971 at Cleveland deep in Baltimore territory.

COLLEGE: One of the greatest quarterbacks in Ohio State history. . . rushed for 541 yards as a sophomore, 583 as a junior and 469 as a senior . . . Buckeyes were 27-2 in Kern-quarterbacked games. . . beat Southern Cal in 1969 Rose Bowl. . . Kern was MVP in that classic with Nation's No. 1 ranking at state. . . career total offense was 3,990 yards (1,586 rushing and 2,404 passing). . . scored 24 touchdowns and passed for 19 more. . . finished fourth in Heisman Trophy voting his junior year. . . won NCAA post-graduate scholarship. . . won Ernie Davis Memorial Award for Leadership at 1971 coaches All-American game in Lubbock, Tex.

PERSONAL: Born May 28, 1949 in Lancaster, O., where he still lives. . . All-Ohio high school in football, basketball and baseball. . . one of the club's best public speakers. . . very active in charity and community work. . . wife Nancy (married last January) is a former Rose Bowl Queen.

KARL KREMSER (3) 4 Yr. K 6-0 180
Tennessee FA-73 Age: 28

PRO: Drafted in fifth round by Miami in 1969. . . kicked 13 of 22 field goal attempts and 26 PATs for 65 points as Dolphins' placekicker in '69 before losing job to Garo Yepremian in 1970. . . signed by Green Bay in '71 after release by Miami but didn't kick in NFL competition. . . Colts signed him as free agent this past off season. . . expected to battle George Hunt for Baltimore placekicking position.



COLLEGE: Graduated from University of Tennessee in '69 after attending United States Military Academy.

PERSONAL: Born Aug. 3, 1945 in Salzwedel, Germany. . . graduated from Wilson High School in Levittown, Pa.

BRUCE LAIRD (40) 2 Yr. CB-S 6-0 185
American International No. 6-72 Age: 23

PRO: Won the National Football League kick-off return championship in 1972 with 29 for 843 yards (29.1 average). . . his longest was for 73 yards against New England. . . also returned 34 punts for 303 yards (8.9) with a long of 42 and finished seventh in the AFC. . . played in the Pro Bowl as a return specialist after Mercury Morris of Miami was injured. . . is expected to challenge strongly for a starting position in Colts' defensive secondary. . . started last game of the season at Miami and made four solo tackles, recovered a fumble and intercepted pass which he returned 31 yards. . . made 34 tackles as Baltimore's special teams' leader. . . besides the 73 yard kickoff return Laird returned others 55, 49, 41, 34 and 31 yards twice. . . in addition he



LAIRD STATISTICS

	KO RETURNS				PUNT RETURNS			
	No.	Yds.	Avg.	Long	No.	Yds.	Avg.	Long
1972	29	843	29.1	73	34	403	8.9	42

had the 42 yard punt return and one for 40. . . "He's a hitter and a competitor," says General Manager Joe Thomas, "and the kind of player whose enthusiasm on a football team is contagious." . . . has become one of the fans' most popular players in one year.

COLLEGE: Little All-American running back as a senior at American International College in Springfield, Mass. . . also All-East and All-New England. . . junior year he was a two-way player and made second team Little All-American as a safety. . . picked All New England on both offense and defense as a junior. . . holds two New England records: single season rushing (1,402 yards—4.9 average) and career punting (40.2 average) . . . rushed for 308 yards in a game against Norwich his senior year. . . history major.

PERSONAL: Born May 23, 1950 Scituate, Mass., where he lives during off-season.

BILL LASKEY (51) 8 Yr. LB 6-3 235 Michigan Trade-Raiders-71 Age: 30

PRO: Played on special teams and as a backup outside linebacker in 1972. . . made 11 tackles and recovered a fumble. . . saw action in all 14 games. . . acquired from Oakland on July 7, 1971 along with second round draft choice for defensive back Tom Maxwell and a pair of middle round picks. . . played primarily on special teams in '71 and also when Baltimore installed four-linebacker defense. . . starter for Oakland in 1970. . . intercepted three passes in 1969. . . signed by Buffalo as a free agent in 1965 and played for Bills in AFL All-Star Game following that season. . . traded to Oakland for sixth round draft choice in 1966. . . played in AFL Championship games in 1965-67-68 and in Super Bowl II for Oakland.



COLLEGE: All-Big Ten defensive end. . . three-year letterman. . . played in Rose Bowl in January of 1965. . . majored in history.

PERSONAL: Born Feb. 10, 1943 in Ann Arbor, Mich. . . his father (Derwood) played at Michigan. . . brother-in-law of Rick Volk. . . went to Milan (Mich.) High School. . . he and his wife Jane live with their two sons—Lance (6) and Beau (3) in Milan.

LEE'S PUNTING

	No.	Avg.	Long
1966	49	45.6	64
1967	49	42.4	68
1968	49	39.4	59
1969	57	45.2	66
1970	63	44.7	62
1971	62	41.0	76
1972	57	42.1	60
Totals	380	42.9	76

DAVID LEE (49) 8 Yr. P 6-4 230

Louisiana Tech Trade-Browns-66 Age: 29

PRO: Punted 57 times for 2400 yards and a 42.1 average in 1972 to rank fourth in the AFC...his longest was 60 against San Diego and in second New England game...holds the Colt record of 76 yards which he lofted against the New York Giants at Yankee Stadium in 1971, a year he averaged an even 41 yards a punt...also owns Baltimore record for best average in a season—45.6—set in his rookie year of 1966 when he led the league for the first time...also led NFL in 1969 with 45.3 average...The Sporting News picked him as the best punter in the AFC in 1970...his 386 Baltimore punts surpass by 154 anyone else in Colt history...Signed as a free agent by Cleveland in 1965...served that season on Taxi Squad...traded to Colts for draft choice in '66.



COLLEGE: Won letters in football (as a punter and pass receiver), baseball and track at Louisiana Tech.

PERSONAL: Born Nov. 8, 1943 in Shreveport, La., where he still lives with his wife Sandra and their two children—eight year old Whitney and Jared (2)...went to Minden (La.) High School.

RAY MAY (56) 7 Yr. LB 6-1 230

Southern California Trade-Steelers-70 Age: 28

PRO: Started every game at weak-side linebacker for Baltimore in 1972...made 94 tackles—55 solo...recovered one fumble and intercepted two passes—one against Miami which he returned 37 yards and one against New England...made eight solo tackles in first New England game...has been starter for three years in Baltimore since trade with Pittsburgh on Memorial Day 1970 (Baltimore gave up Ocie Austin and Preston Pearson)...had to play middle linebacker in second game of '71 season when Mike Curtis fractured thumb and Ray answered with 11 tackles...





"The world is such a great place now, can you imagine how fantastic it could be if we just tried a little harder." —Ray May



the next week (with Curtis out) he made 10 more against New England. . . one of the reasons Colts think they have the three best linebackers in professional football. . . Ray, a bachelor, has been showered with National praise for his adoption of five teenagers (all of whom he is supporting and educating) and for the creation of a boys' ranch in Kansas for underprivileged boys. . . he received the Big Brother of Maryland Award from Gov. Marvin Mandel last year and was named Humanitarian of the Year by the NFL Players Association for his work with children. . . he was Steelers' fourth round draft choice in 1967. . . took over starting job in Baltimore from Bob Grant in late 1970 against Chicago Bears and made 13 tackles. . . "I'm a non-violent man," says May. "My job is not to kill people, just to tackle them. Butkus annihilates people. When a game's over he's covered with dirt. I can make 13 tackles and never get my pants dirty." . . more Ray May: "I have a lot of money as a professional athlete and I have prospects of making a lot more. I think I should use it to help people who don't have the advantages I have." . . was Pittsburgh's regular middle linebacker in '68 and '69.

COLLEGE: Played in 1967 Rose Bowl for Southern Cal against Purdue to conclude excellent collegiate career.

PERSONAL: Born June 4, 1945 in Los Angeles, Calif. . . spends off season at his boys ranch in Kansas. . . went to Los Angeles High School and attended Los Angeles City College before entering Southern California.

DON McCAULEY (23) 3 Yr. RB 6-1 214
North Carolina No. 1-71 Age: 23

PRO: Started the last 10 games of the season and gained 675 yards on 178 carries. . . caught 30 passes (third on the club) for 256 yards. . . scored five TDs, one on a 93-yard kickoff return in the first New York Jets game. . . carried the ball 21 times in the '72 pre-season and 58 times his rookie year of 1971 but when he was given a starting opportunity had the kind of year which would have had him close to 1,000 yards on a 14-game basis. . . in his second start of the season at New York McCauley gained 112 yards on 26 carries and caught three passes for 24. . . gained 97 yards against Cincinnati



McCAULEY'S STATISTICS

	RUSHING				RECEIVING		
	Att.	Yards	Avg.	TD	No.	Yards	TD
1971	58	246	4.2	2	3	6	0
1972	178	675	3.8	2	30	256	2
Totals	236	921	3.9	4	33	262	2

and 70 yards in first New England game. . . caught five passes for 61 yards and gained 68 on the ground against Buffalo in Baltimore. . . had impressive rookie season in '71 with 246 yards on 58 carries (4.2 ave.) and two TDs. . . gained 53 yards in second half of first Buffalo game in '71 and 58 on 11 carries against NY Giants the following week. . . started AFC Championship Game in January of '72 at Miami and gained 50 yards rushing and 24 more on two pass receptions. . . racked up 377 yards on 13 kickoff returns this past year, average 29 yards an attempt—one-tenth of a yard behind Bruce Laird who won the NFL title.

COLLEGE: Rushed for 1,720 yards his senior year to break O.J. Simpson's NCAA record for yardage in one season (1,709). . . career stats—603 carries for 3,172 yards (9th all time NCAA), 5.1 average per carry, 35 touchdowns. . . he owns 26 Atlantic Coast Conference and North Carolina records in addition to the four NCAA marks.

PERSONAL: Born May 12, 1949 in Garden City, N.Y., where he lives in off-season. . . single.

KEN MENDENHALL (57) 3 Yr. C 6-3 235
Oklahoma Waivers-Houston-71 Age: 25

PRO: Played in 12 games, essentially on special teams, but is expected to make strong bid for regular job as a center in 1973. . . claimed from the Oilers on Aug. 5, 1971. . . he was activated the day of the regular season opener that season and remained active the rest of that season and for every game in 1972. . . used often on long snaps. . . drafted by Atlanta in fifth round in 1970. . . signed by Houston as free agent after Falcons cut him that year.



COLLEGE: First team selection on Time Magazine and Football News All-American teams in 1969. . . record team UPI All-American for two years.

PERSONAL: Born Aug. 11, 1948 in Enid, Okla., his current home. . . wife's name is Myrlane.

JACK MILDREN (11) 2 Yrs. S 6-1 199
Oklahoma No. 2-72 Age: 23

PRO: Used as safety and on special teams. . . started second New England game at safety and played last series at quarterback (was 0 for 1 in passing) against PATs. . . quarterbacked wishbone attack in Oakland pre-season game. . . result: seven plays, two first downs, completed one pass in two attempts for 39 yards and eventually was intercepted on the Oakland 12-yard line terminating a 43-yard drive. . . "He's a smart athlete who will be battling Rex Kern for the safety position opposite Rick Volk," said Howard Schnellenberger. . . also used as holder on place kicks for part of year.



COLLEGE: Led Oklahoma to 11-1 season his senior year including Sugar Bowl win over Auburn. . .rushed for 1,140 yards in 1971—better than any other QB in NCAA history. . .career stats—495 rushes for 2,342 yards; 164-346 in passing for 3,015 yards and 25 TDs.

PERSONAL: Born Oct. 10, 1949 in Abilene, Tex. . .is off-season executive in petroleum engineering in Orlando, Fla. . .wife's name is Janis. . . became the third straight Colt draft choice to receive the Ernie Davis Memorial Award For Leadership of the Coaches All-American Game in Lubbock, Tex. . .Ron Gardin (1970) and Rex Kern (1971) also won it.

LYDELL MITCHELL (26) 2 Yr. RB 5-11 204
Penn State No. 2B-72 Age: 24

PRO: Was placed on move list day of regular season opener after carrying ball 21 times in pre-season. . .activated Oct. 8 (day of San Diego game) and after making one catch against Dallas for three yards was used on special teams until 10th game of the season at Cincinnati. . .on his first carry in the National Football League against the Bengals he powered 11 yards for a late, go-ahead touchdown. . .he rushed one other time that day for four yards and caught a pass for five. . .next week against New England in



Baltimore he got his first real playing time and rushed 14 times for 82 yards and caught two passes for 17. . .following week he rushed for 45 on 10 carries and made seven catches for 69 yards (long of 26) and finished the season with 31 yards on 10 rushes (three catches for 38) and 42 yards on nine rushes (4 catches for 25) at Kansas City and Miami respectively. . .started the Miami game. . .season stats—215 yards on 45 rushes (avg. 4.8), three touchdowns and his longest run was 14 yards. . .in addition he caught 18 passes for 137 yards.

COLLEGE: Unanimous All-American at Penn State. . .finished fifth in Heisman Trophy voting. . .holds three NCAA records—174 points in one season, 29 TDs in one season, 26 TDs rushing in one season. . .holds virtually every Penn State rushing record including 2,934 yards rushing for a career and a one-year rushing total of 1,567 yards. . .carried 27 times for 146 yards against Texas in the 1972 Cotton Bowl.

PERSONAL: Born May 30, 1949 in Salem, N.J. . .worked as a public speaker for Colts' Public Relations Department this past off season. . .scored 999 points in high school basketball career. . .was President of his high school junior and senior classes.

LYDELL MITCHELL'S STATISTICS

	RUSHING				RECEIVING		
	Att.	Yards	Avg.	TD	No.	Yards	TD
1972	45	215	4.8	1	18	137	1

TOM MITCHELL'S STATISTICS

PASS RECEIVING

	No.	Yds.	TD
1966*	23	301	1
1968	6	117	4
1969	9	199	3
1970	20	261	4
1971	33	402	0
1972	40	494	4
Totals	131	1774	16

*with Oakland

TOM MITCHELL (84) 7 Yr. TE 6-3 215
Bucknell FA-Raiders-67 Age: 29

PRO: In his first full season as a starter Tom Mitchell had an All-Pro kind of year. . .he caught 40 passes for 494 yards (best on the club and second among tight ends in the AFC), averaging 12.3 yards a catch and scoring four touchdowns. . .he took over starting tight end position in fourth game of 1971 season (at Buffalo) and has been playing what Head Coach Howard Schnellenberger calls: "The best all-around tight end in the National Football League." . . .caught 33 passes for 402 yards in '71. . .had the biggest day of his career in first 1972 Jets' game in Baltimore with eight catches for 114 yards. . .caught four for 50 yards against St. Louis and two for 44 at Buffalo. . .later in season made four catches for 55 yards at San Francisco. . .in the first of his 27 straight starts at Buffalo in '71 he made six receptions for 111 yards. . .made five catches for 73 yards in AFC Playoff Game in Cleveland (1971). . .suffered an ankle injury opening game of 1970 season by stepping on left-field foul line at San Diego Stadium. . .although he left the stadium on crutches that day he caught a touchdown pass the next week against Kansas City and didn't miss a game all season. . .loves contact so much coaches have difficulty keeping him off special teams. . .had knee surgery in February 1971. . . caught nine passes for 199 yards and three TDs in 1969 and did it all in four games. . .he caught seven passes in '68 and four of those were for touchdowns. . .was No. 1 draft choice of Oakland Raiders in 1966. . .made 23 catches for 301 yards and a TD his rookie year but was waived out of the American Football League and signed by the Colts. . .he's a scratch golfer and has built a driving range and miniature golf course in Baltimore County with an executive Course under construction.



COLLEGE: Was the East's leading receiver during all three varsity seasons at Bucknell. . .Tom compiled 2,358 yards on 173 receptions and scored 18 touchdowns. . .was ECAC College Division Player of the Year in 1965. . .Bucknell's all-time leading receiver. . .first team Little All-America his junior and senior years.

~~~~~

"Tom Mitchell could possibly be the premier all-around tight end in the game." —Howard Schnellenberger

~~~~~

PERSONAL: Born Aug. 22, 1944 in Newport, R.I. . .went to Plymouth-Whitemarsh High School in suburban Philadelphia. . .Tom, his wife Ella and five-year-old daughter Christina live in Ruxton, Md.

JOHN MOSIER (88) 3 Yr. TE 6-3 220
Kansas Trade-Denver-72 Age: 25

PRO: Was Denver's sixth round draft choice in 1970. . .Colts acquired him Sept. 11, 1972 for a draft choice from the Broncos. . .played in every game, mostly on special teams. . .caught one pass in '72, a 53-yarder from Marty Domres as the clock ran out in the second NY Jets game which he grabbed in a crowd on the New York three yard line. . .played behind Billy Masters in 1971 at Denver. . .saw action in 11 games that season and caught three passes for 36 yards.



COLLEGE: Was named Sophomore of the Year in Big Eight and as a junior won All-Big Eight honors. . .set three Kansas receiving records.

PERSONAL: Born March 1, 1948 in Wichita Falls, Kan. . .lives in Denver with wife Lorlyn. . .works in real estate in off season.

NELSON MUNSEY (31) 2 Yr. CB 6-1 185
Wyoming FA-72 Age: 25

PRO: Colts signed Nelson Munsey as a free agent the winter of 1972 after he spent a season with the Norfolk Neptunes. . .played in every pre-season game and established a quick reputation as a hitter. . .was placed on the move list Sept. 17, day of regular season opener and activated for second NY Jets game. . .started against Miami and at New England next two weeks and played in every game after that. . .picked up Norm Bulaich's fumble on a kickoff return in the San Francisco game and ran it three yards into the end zone for a touchdown. . .expected to challenge for a cornerback position this year.



COLLEGE: Played at Wyoming.

PERSONAL: Born July 2, 1948 in Uniontown, Pa. . .he and his wife Vivien live in Baltimore where Nelson is an automobile salesman in the off season.

DENNIS NELSON (68) 4 Yr. T 6-5 260
Illinois State No. 3-69 Age: 27

PRO: Started every pre-season and regular season game until injury kept him out of season's final contest at Miami. . .hurt knee in third game at Buffalo and played San Diego's Deacon Jones well next week. . .had solid year and is expected to have stabilizing influence on Colts' young offensive line. . .played in every 1971 game and started last one. . .had his best '71 game in 14-3 victory over Miami (Dolphins' last regular season defeat) when Baltimore ground game was the difference. . .played in first five games of 1970 then placed on move list after he hurt both knees against Jets at Shea. . .reactivated on Nov. 30 of that year but put back on move list before next game. . .spent 1969 season in military service.



COLLEGE: All-conference selection as a senior on offense and defense after two years of playing defense exclusively.

PERSONAL: Born Feb. 2, 1946 in Kewanee, Ill. . .he and his wife Justine have a son Brent (3) and live in Kewanee.

DON NOTTINGHAM (48) 3 Yr. RB 5-10
Kent State No. 17-71 Age: 24

PRO: Started 11 of 14 games in 1972 and was club's second leading rusher with 466 yards on 123 carries and three touchdowns. . .also caught 25 passes for 191 yards. . .best 1972 day was 141-yard total offense performance at Buffalo when he rushed for 78 yards on 18 carries (including 43-yard run) and caught five passes for 63 yards. . .rushed for 85 yards against San Diego on 17 carries and scored two touchdowns. . .got 58 yards on 13 rushes in second Jets' game. . .was 341st pick out of 342 players selected in 1971 draft. . .only reason he wasn't last pick was because Oakland passed on 17th round and picked after World Champion Colts selected. . .gained 388 yards on 92 carries and scored five touchdowns his rookie year. . .longest run that season was 36 yards. . .longest pass reception 35. . .best career performance was AFC Playoff against Cleveland in 1971 when he started for injured Norm Bulaich and gained 92 yards on 23 carries and scored two touchdowns. . .was awarded game ball for that performance. . .also started AFC Championship Game at Miami and gained 33 yards on 11 rushes and caught four passes for 26 yards. . .he also blocked two punts his rookie year. . .a devastating blocker. . .teammates began calling him "The Bowling Ball" early in his first training camp when he began stunning veterans with his hitting. . ."Don Nottingham deserves the credit for his success," says offensive line coach George Young who was Player Personnel Director



~~~~~

"Don Nottingham is not a blocker, he's a killer." —Deacon Jones

~~~~~

NOTTINGHAM'S STATISTICS

	RUSHING				RECEIVING		
	Att.	Yards	Avg.	TD	No.	Yards	TD
1971	95	388	4.1	5	15	88	0
1972	123	466	3.8	3	25	191	0
Totals	218	854	3.9	8	40	279	0

when Nottingham was chosen, "not us for picking him. If we were so smart we should have picked him a lot earlier."

COLLEGE: Kent State's all-time top rusher with 2,515 yards. . .gained 990 yards his junior year. . .scored 19 touchdowns. . .All-Mid American Conference. . .ran for 275 yards against Dayton in 1969. . .led Nation in rushing for six weeks in 1969.

PERSONAL: Born June 28, 1949 in Ravenna, O. . .lives in Carney, Md. with wife Shelly and two children—Don, Jr. (three) and Randy Lynn (one).



"I could have gone to a major university but I had always been a Kent State football fan and I wanted to go there because since I always rooted for them I wanted to help them win. But I failed." —Don Nottingham

"You have to hit Don Nottingham very, very low — like around the neck." —Ray May



JIM O'BRIEN (80) 4 Yr. WR 6-0 195
Cincinnati No. 3-70 Age: 26

PRO: Started last eight games of the season as wide receiver and caught 11 passes for 263 yards and two touchdowns. . .averaged 23.9 yards a catch and his longest reception was for 43 yards . . .the first game of his career that he had significant playing time was the second NY Jets contest last season and he grabbed five passes for 91 yards (including a go-ahead touchdown catch for 13 yards in the final minute and a half) and had a 20-yard TD pass called back. . .had big day in his home town of Cincinnati when he made a



40-yard touchdown catch for a 10-7 lead and kicked two field goals, the final one from 26 yards won the game 20-19 as time ran out. . .was 13 for 31 as a field goal kicker and hit 24 straight PATs. . .will have to battle George Hunt and Karl Kremser for placekicking job this year but goes into the season as starting wide receiver. . .made his first 11 field goal attempts in 1971 and, including his memorable 32-yarder to win Super Bowl V the year before, set a Colt record with 12 in a row. . .among those 12 were kicks of 42 (twice), 41 and his career longest of 50 against New England. . .

O'BRIEN'S STATISTICS

PLACE KICKING

	PAT	PAT. AT	FG	FGA	PTS
1970	36	38	19	34	93
1971	35	36	20	29	95
1972	24	24	13	31	75
Totals	95	98	52	94	263

he finished second in the AFC in field goal percentage in 1971, hitting 20 of 29 for 69 percent. . .biggest moment in O'Brien's professional career, naturally, was field goal to beat Dallas for the World Championship in Miami with five seconds remaining. . .he was 19 for 34 his rookie year. . . had great performance against Philadelphia in 1970 when he drilled FGs of 45, 44 and 47 yards in a ripping wind. . .caught one pass for 28 yards in 1970 finale against Jets. . .won first pro game of his career at San Diego in '70, a 28-yard kick with 0:56 left to give Baltimore 16-14 victory. . .it was his third FG of the game.

COLLEGE: Holds nearly all Cincinnati records in kicking and receiving . . .set NCAA major college record of 22 yards a catch his senior year. . .led Nation in scoring in 1968. . .kicked three field goals in North-South game . . .longest college field goal was 48 yards. . .played in Coaches All-American Game in Lubbock, Tex.

PERSONAL: Born Feb. 2, 1947 in El Paso, Tex. . .grew up in Cincinnati. . .excellent tennis player. . .is building a home in Cincinnati. . .single.

TOM REGNER (60) 7 Yr. G 6-1 255 **Notre Dame Trade-Houston-73 Age: 29**

PRO: Was Houston's No. 1 draft choice in 1967. . .starter since then except for 1970 when knee injury sidelined him for 11 games. . .blocks well on both pass and run. . .effective pulling on sweeps. . .has fine speed. . .Colts obtained him on Jan. 29, 1973 along with third round draft choice (Denver's which became Bill Olds of Nebraska) for center Bill Curry.



COLLEGE: Consensus All-American at Notre Dame where he was one of the best guards in the school's history.

PERSONAL: Born April 19, 1944 in Kenosha, Wisc. . .played high school football at St. Joseph's in Kenosha. . .lives in Houston suburb of Sugarland, Tex., in off season. . .Tom and his wife Shirley have two children.

~~~~~

"When I have to face Glenn Ressler I know I have a day's work in front of me." —Bob Lilly

~~~~~

GLENN RESSLER (62) 9 Yr. G 6-3 250
Penn State No. 3-65 Age: 30

PRO: A sound professional who Baltimore coaches feel is one of the best players at his position on the football team. . . "He's a very intelligent, tough football player who sometimes isn't noticed because he does his job with such quiet efficiency," says offensive line coach George Young. . . suffered torn calf muscle in final pre-season game of 1972 against Denver and was inactive until sixth game of the year at New York. . . started last nine games of the season and had sound year. . . plays best against the best. . .



he had knee problems in 1969 and didn't become a starter again until the third game of the 1970 season against the Patriots. . . had fine Super Bowl against Bob Lilly of Dallas. . . Lilly on Ressler: "He's a competitor. When I see him on film he's always doing a good job. I know any time we play Baltimore I've got a day's work ahead of me." . . has great leg strength. . . was a utility lineman on offense and defense his first two seasons with the Colts before he became a starter in 1967.

COLLEGE: A consensus All-American at Penn State, Glenn won the Maxwell Trophy as college player of the year in 1964.

PERSONAL: Born May 21, 1943 in Dornsife, Pa. . . went to Mahanoy (Pa.) Joint High School. . . he and his wife Sandra have one child, a son Kevin (three). . . they live in Camp Hill, Pa.

JOE SCHMIESING (75) 6 Yr. DT-DE 6-4 245
New Mexico State Trade-Detroit Age: 28

PRO: Acquired by Colts on June 14, 1973 for undisclosed draft choice from Detroit Lions, who obtained him from St. Louis April of '72 for tackle Ray Parson. . . versatile, rugged athlete who filled in at both tackle and end for Cardinals during his four seasons there. . . also contributed with special teams play. . . drafted fourth by St. Louis in 1968.



COLLEGE: Middle Linebacker at New Mexico State, where he also played basketball. . . started collegiate career at University of Minnesota but broken leg caused him to drop out. . . graduated from Washington (N.D.) Junior prior to entering New Mexico State.

PERSONAL: Born April 1, 1945 in Sauk Centre, Minn. . . still lives there with wife Cynthia and two children.

~~~~~

"I know I can never be the best defensive end on this club because Bubba is the best in the world. But I want to put that "other end" label to sleep right now. I know how Ordell Braase must have felt playing opposite Gino Marchetti." —Roy Hilton

~~~~~

BUBBA SMITH (78) 7 Yr. DE 6-8 265
Michigan State No. 1-67 Age: 28

PRO: Suffered knee injury with four minutes to play in fourth pre-season game of 1973 against Pittsburgh at Tampa trying to throw a block after Rick Volk intercepted a Steeler pass. . .was flown to Baltimore and had surgery on the knee the next day, Aug. 27. . .missed the rest of the season. . .his prognosis is good and full recovery is expected. . .Colts counting on him to open the season at left defensive end. . .was coming off a 1971 season that was the best of his career. . .he was a consensus All-Pro in 1971. . .blocked four field goal attempts, including two in playoff at Cleveland. . .led Colts in getting to the quarterback with nine sacks. . .blocked a field goal in the Pro Bowl, a game he played in two straight years. . .there were games in '70 and '71 when Bubba terrorized opposing quarterbacks. . .had one of the greatest days of his career in 1971 victory at Oakland (37-14). . .nailed Gary Cuozzo twice in '71 Viking game. . .same in playoff with Bill Nelson. . .had superb Super Bowl V against Dallas and received some votes as MVP. . .was credited with two sacks in the 1970 Championship Game with Oakland and got to Daryle Lamonica on crucial third down play, driving Raiders out of field goal range and Lamonica out of the game. . .Bubba on football: This game is 80 percent mental. If I have the right feel on game day I can do anything." . . "With the return of Bubba Smith," says Howard Schnellenberger, "we hope that we will again capture the ability to raise havoc in our opponents' backfield."



COLLEGE: Unanimous All-American at Michigan State. . .he led the Spartans to two straight unbeaten seasons and was a star in the legendary 10-10 tie with Notre Dame in 1966.

PERSONAL: Born Feb. 28, 1945 in Orange, Tex. . .played for his father Willie Ray at Pollard High School in Beaumont, Tex. . .Bubba splits off season time between Baltimore and Los Angeles. . .he's single.

COTTON SPEYRER (28) 2 Yr. WR 6-0 175
Texas Trade-Washington-71 Age: 24

PRO: Started four straight games in '72 (second through fifth) and caught eight passes for 114 yards. . .in fifth game against Dallas he suffered a severe muscle pull which kept him out the rest of the season. . .spent last nine games on the move list. . .caught three passes for 57 yards against Jets, one for nine at Buffalo, three for 34 against San Diego and one for 14 yards against Dallas before he was injured. . .his longest play was 21 yards against the Jets. . .tough luck has hampered pro career but is expected to receive full shot this season. . .he was drafted in the second round by Washington in 1971 (their



first draft pick). . .Colts acquired him on July 31, 1971 along with 1973 No. 1 draft choice (traded to San Diego for Marty Domres) for Roy Jefferson. . .broke arm in pre-season game with Redskins Aug. 28th and missed remainder of year.

COLLEGE: Considered one of the finest ends in Southwest Conference history. . .was leading receiver on Texas' National Championship team in 1969 and played in 1969 and 1970 Cotton Bowls against Notre Dame. . .selected to Walter Camp All-American team in '69 and '70.

PERSONAL: Born April 29, 1949 in Port Arthur, Tex. . .lives in Austin, Tex.

CHARLIE STUKES (47) 8 Yr. CB 6-3 212
Maryland Eastern Shore No. 4-67 Age: 29

PRO: Started 12 games in 1972. . .led club in interceptions for second straight season with five . . .returned them 23 yards. . .intercepted passes in four straight games (third through sixth). . .intercepted eight passes in 1971. . .two against Cleveland and two in Shea against NY Jets, one of them on the final play of the game to preserve 14-13 victory. . .finished tied for second in AFC in interceptions in '71. . .was primary reason Colts stopped Lance Alworth's streak of 96 straight games with a reception in 1970 season opener at San Diego. . .had two big interceptions, including one to preserve win, in Eastern Division clinching win at Buffalo in 1970. . .had three interceptions in '70. . .played well in Super Bowl win over Dallas.



. . .had two big interceptions, including one to preserve win, in Eastern Division clinching win at Buffalo in 1970. . .had three interceptions in '70. . .played well in Super Bowl win over Dallas.

COLLEGE: Starred in football, was a double-figure scorer in basketball and attracted professional baseball scouts at Maryland State, now called Maryland Eastern Shore. . .was a quarterback in college.

PERSONAL: Born Sept. 13, 1943 in Chesapeake, Va. . .went to Crestwood (Va.) High School. . .he and his wife Gloria have two children—Syreatha (four) and Sheri, born last January. . .the Stukes family lives in Chesapeake where Charlie is in business.

RICK VOLK (21) 7 Yr. S 6-3 195
Michigan No. 2-67 Age: 28

PRO: Started every game. . .intercepted four passes for the fourth straight season and returned them 86 yards (average of 21.5 a return). . .made 54 solo tackles and assisted in 20 more to lead defensive secondary. . .recovered a fumble. . .made 10 solo tackles at New England. . .considered one of the hardest hitters and best tacklers among defensive backs in the National Football League. . .had the best season of his career in 1971. . .was unanimous All-Pro. . .played in the Pro Bowl January 1972 for the third time and intercepted a Greg Laundry pass in the second quarter. . .



VOLK'S STATISTICS

	INTERCEPTIONS		PUNT RETURNS	
	No.	Yards	No.	Yards
1967	6	145	11	88
1968	6	154	25	198
1969	4	36	10	58
1970	4	61	3	15
1971	4	36	22	118
1972	4	86	5	25
Totals	28	461	76	502

intercepted four passes in '71 and added two more in playoff at Cleveland, returning one 37 yards. . . caught 22 punts in 1971. . . had only 5.4 return average but was used there because he was dependable and had good hands and Rick got the job done. . . also had excellent year in 1970. . . intercepted four passes that season but added a pair of pressure steals in drive to the championship—one against George Blanda in the AFC title game and another on Craig Morton late in the Super Bowl at the Dallas 33. . . he returned it to the three to set up Tom Nowatzke's TD which tied the game 13-13. . . made nine tackles in 1970 AFC Championship game against Oakland. . . has played in every game for two straight years. . . is a public speaker for the Colts' Public Relations Department in the off season.

COLLEGE: Played on a Big Ten and Rose Bowl championship team at Michigan. . . he was All-Big Ten as a senior and made The Sporting News All-American team. . . Rick went to Michigan as a quarterback after an excellent high school career at that position but became one of the finest defensive backs in Wolverine history.

PERSONAL: Born March 15, 1945 in Toledo, O. . . went to Wauseon (O.) High School. . . he and his wife Charlene have two children—Eric Richard (five) and Brian (one). . . they live in Glen Arm, Md. . . Rick also does public relations work for Investors Diversified Services and works as a manufacturers representative in the off-season.

STAN WHITE (53) 2 Yr. LB 6-1 225

Ohio State No. 17-72 Age: 23

PRO: Played in all 14 games in '72, essentially on special teams, and made 18 tackles. . . was the second straight Baltimore 17th round draft choice to make the 40-man roster (Don Nottingham did it in 1971). . . saw most of his linebacking action against Kansas City.

COLLEGE: Started every game for Ohio State as a junior and senior. . . led team in tackles his junior year. . . was a placekicker his sophomore year. . . played in North-South game. . . majored in accounting.

PERSONAL: Born Oct. 24, 1949 in Kent, O., where he still lives. . . he was a three-sport All-Ohio athlete at Kent High School. . . Stan's a bachelor.



BALTIMORE COLTS' 1973 DEPTH CHART

OFFENSE

WR-17 Sam Havrilak, 33 Eddie Hinton, 28 Cotton Speyrer, 87d Rick Sayers
LT-74 Tom Drougas, 71 Gery Palmer
LG-62 Glenn Ressler, 66 David Taylor, 65 Bill Windauer
C-57 Ken Mendenhall, 54 Fred Hoaglin, 50 Dan Neal
RG-61 Corny Johnson, Elmer Collett, 60 Tom Regner, 63 Larry Christoff
RT-68 Dennis Nelson, 71 Gery Palmer
TE-84 Tom Mitchell, 88 John Mosier, 86 John Andrews
QB-14 Marty Domres, 7 Bert Jones, 9 Tom Pierantozzi, 12 Dick Murphy
WR-80 Jim O'Brien, 35 Glenn Doughty, 30 Willie Franklin, 87d Ollie Smith
RB-23 Don McCauley, 26 Lydell Mitchell, 45 Ed Williams, 37 Todd Bushnell,
36 John Davis
RB-48 Don Nottingham, 38 Bill Olds, 39 Marty Januszkiewicz

DEFENSE

LE-78 Bubba Smith, 66 Mike Barnes, 94 Mike Kaczmarek
LT-79 Jim Bailey, 93 Jim Dumm, 67d Bill Davis
RT-76 Joe Ehrmann, 67d Bernard Thomas
RE-85 Roy Hilton, 73 Dick Amman, 67d Bernard Thomas
LLB-83 Ted Hendricks, 51 Bill Laskey, 53 Stan White
MLB-32 Mike Curtis, 55 Jamie Rotella, 58 Brian Newlands
RLB-56 Ray May, 52 Randy Edmunds
LCB-47 Charlie Stukes, 40 Bruce Laird, 46 Jackie Brown
RCB-43 Lonnie Hepburn, 31 Nelson Munsey
LS-11 Jack Mildren, 42 Ray Oldham, 34d Frank Harper
RS-21 Rick Volk, 44 Rex Kern, 34d Herb Nauss

SPECIALISTS

Placekicker-10 George Hunt, 3 Karl Kremser
Punter-49 David Lee, 5 Bob Schaeffer
Kickoff Returns-40 Bruce Laird, 26 Lydell Mitchell
Punt Returns-40 Bruce Laird, 21 Rick Volk, 46 Jackie Brown
Holders-44 Rex Kern, 11 Jack Mildren

Underlined names—rookies



Bubba Smith

THE COLTS' ROOKIES

BERT JONES (7) QB, 6-3, 205, LSU, Ruston, La.

No. 1-'73

Consensus All-American—NEA, Kodak, Football News, UPI, Time, Sporting News. . .Sporting News Player of the Year. . .Cleveland Touchdown Club Offensive Player of the Year. . .set 20 LSU records, tied another. . .three times named AP Southeastern Back of the Week. . .LSU Most Valuable Offensive Player. . .threw 14 TD passes this season. . .son of W.A. (Dub) Jones, former Cleveland Browns' star. . .born Sept. 7, 1951 in Ruston, La. . .**JOE THOMAS ON JONES:** "When you have the opportunity to get a quarterback of this calibre in the draft you just have to pick him. His college coach, Charlie McClendon, told me, 'Joe, you don't even have to teach him how to read defenses, he knows how already.' He has a great background in football. He grew up in the game, understands it and is a very poised player with a great arm. We took the best athlete available rather than fill a position. He is as fine a quarterback as any of the ones available in recent years in the draft. We feel we now have two of the finest young quarterbacks in football."

Career Stats —

ATT.	COMP.	PCT.	INT.	YDS.	TD
418	220	52.6	16	3255	28

Rushed for eight more touchdowns.

JOE EHRMANN (76) DT, 6-5, 260, Syracuse, Buffalo, N.Y.

No. 1A-'73

Played 1969, 1970 and 1972 seasons. . .missed 1971 season because of knee injury in the spring. . .was first team UPI All-American in 1970. . .started for three years. . .Ehrmann was born March 29, 1949. . .physical education major. . .married and has a daughter one-and-a-half. . .had his greatest year as a junior when he tossed quarterbacks for 61 yards in losses and made tackle four times on fourth and goal situations. . .**JOE THOMAS ON EHRMANN:** "I think he will fill the spot vacated by Billy Newsome very well. He's been a regular for three years. He's very quick for his size and he has—as we say in the personnel business—a 'mean streak.' I am very pleased with the first round. We got a great athlete first and filled a defensive tackle position with our next pick."

MIKE BARNES (66) DE, 6-6, 255, Miami, Fla., Pittsburgh, Pa.

No. 2-'73

Three-year starter. . .had very good sophomore season and had his best year in 1972. . .he was hampered by illness in 1971. . .finished his senior year with 48 solo tackles, 22 assists for a total of 70 stops. . .three-year total of 177 tackles. . .led team in fumble recoveries with seven this past season. . .had 3.0 academic average at Miami, majoring in art studies. . .some of his sketches and sculpture work have been exhibited in Pennsylvania. . .played high school football under former Colt George Radosevich. . .**JOE THOMAS ON BARNES:** "He has good speed and great size. We think he will help our defensive line. Actually we are very fortunate to get big people like Ehrmann and Barnes. This gives us two strong young men to strengthen that area of our football team."

**BILL OLDS (38) RB, 6-1, 224, Nebraska, Kansas City, Kan.
No. 3-'73**

Won starting fullback job at Nebraska in fall of 1971 and had a great year with 541 yards in 75 carries (7.1 average). . .in '72 he rushed 62 times for 368 yards and two touchdowns; caught five passes for 50 yards and one touchdown. . .career rushing stats—150 carries for 955 yards (6.6 average). . .born Feb. 21, 1951 in Kansas City, Kansas. . .runs the 40 in 4.6. . .**JOE THOMAS ON OLDS:** "We were fortunate to be able to draft a big, fast fullback like Olds, who is an excellent blocker, in the third round. He has great speed for his size, running a 4.6."

**JAMIE ROTELLA (55) LB, 6-2, 225, Tennessee, Verona, N.J.
No. 3A-'73**

Can play middle and outside. . .son of former Tennessee lineman Al Rotella and brother of Tennessee tackle Mike Rotella. . .business administration major. . .born June 23, 1951. . .**JOE THOMAS ON ROTELLA:** "We considered him the best linebacker in the draft. He's quick, he has good size and has played in excellent competition in the Southeastern Conference. We picked the best athlete available in the third round but this selection also fills a position need."

**GERY PALMER (71) T, 6-4, 255, Kansas, Kansas City, Mo.
No. 4-'73**

Three-year starter as a defensive tackle. . .projected as offensive player by Colts. . .good speed and quickness. . .scored TD in first college game on intercepted pass. . .high school fullback. . .all-city basketball and track star. . .played in Blue-Gray Game this year. . .born Christmas Day, 1950.

**OLLIE SMITH (87) WR, 6-2, 195, Tennessee State, Jackson, Miss.
No. 4A-'73**

Rated a "potential starter" by some scouts. . .good size and runs 40 in 4.5, . . .very quick off line and runs good patterns. . .is a deep threat. . .caught 23 passes as a senior. . .scored three TDs, including a 78-yarder vs. Florida A & M. . .averaged 15.0 yards per catch. . .played in North-South Game and Senior Bowl. . .born March 8, 1949.

**DAVID TAYLOR (66) G, 6-4, 254, Catawba, Salisbury, N.C.
No. 5-'73**

Has good size and quick feet needed for offensive line. . .played DT as a sophomore before moving to offense. . .selected to All-Carolina Conference Team and All-District-NAIA. . .played in North-South Game. . .co-captain of team as a senior. . ."He was the keystone of our offensive line," says coach Harvey Stratton. . .born October 17, 1949.

**RAY OLDHAM (25) S, 6-0, 200, Middle Tenn., Gallatin, Tenn.
No. 8-'73**

Three year starter and leader of the MTSU defense. . .hard hitter who always seems to be around the ball. . .holds school record for longest return of an interception (100 yards vs. UT-Chattanooga). . .intercepted 15 passes during collegiate career. . .voted MVP on defense. . .born February 23, 1951. . ."He is a tough kid who will hit—in fact, he likes to hit. He runs a 4.6 and is a weightlifter," says Colt Player Personnel Director Fred Schubach.

**BILL WINDAUER (65) G, 6-3, 245, Iowa, Chicago, Ill.
No. 8A-'73**

Played defense in college. . .was middle guard as sophomore and shifted to DT as junior. . .sat out 1971 season with ankle injury and returned this season. . .Colts project him as offensive guard. . .played in Blue-Gray Game. . .good athlete. . .high school wrestling champion and member of state champion two-mile relay team in track. . .Born November 22, 1949.

**DAN NEAL (50) C, 6-4, 240, Kentucky, Louisville, Ky.
No. 11-'73**

Big strong center who played in the 1972 East-West Game. . .two year starter at UK. . .offensive team captain. . .played six positions in high school and was team MVP. . .also lettered in swimming, basketball and track in high school. . .physical education major. . .born August 30, 1949. . .George Young: "He has good speed for a big guy. He snaps on field goals and punts. He has excellent size."

**BERNARD THOMAS (67) DE, 6-5, 250, W. Michigan, Vandalia, Mich.
No. 12-'73**

Good size and can get bigger—could play at 265. . .has speed and quickness. . .good pursuit. . .can rush passer. . .led front four in tackles and sacks each year. . .All Mid-America Conference three straight years. . .MVP and Top Defensive Player as a frosh. . .his brother, Roosevelt, spent some time in the New England Patriots' camp last year. . .born January 15, 1951.

**TOM PIERANTOZZI (9) QB, 6-2, 210, W. Chester St., Folsom, Pa.
No. 13-'73**

Ranked 8th in NCAA pass completions (14.8 per game) and 12th in total offense (189 yards per game) as senior. . .passing stats—162-294, 55%, 2202 yards, 17 TD, 14 interceptions—received mention on AP and Kodak All American teams, named to first team All Pennsylvania Conference (unanimous), made three ECAC weekly teams. . .born September 28, 1950. . .JOE THOMAS ON PIERANTOZZI: "Tom had the best arm of the remaining quarterbacks and we needed a third QB. Bert Jones will probably go to the All-Star camp and this will give Pierantozzi a chance to play a lot in pre-season."

**ED WILLIAMS (45) RB, 6-0, 205, West Virginia, Sandusky, Ohio
No. 14-'73**

Played two seasons at West Virginia. . .excelled in 1970 Peach Bowl against South Carolina. . .signed with Toronto Argonauts after junior year and was later traded to Winnipeg Blue Bombers. . .strong. . .good blocker. . .in 1971 he averaged 6.3 yards per carry and caught 13 passes for Winnipeg. . .last year he averaged 5.0 yards per carry. . .born July 4, 1949.

**JACKIE BROWN (42) DB, 5-11, 181, South Carolina, Jonesville, S.C.
No. 15-'73**

Played split end at South Carolina. . .projected as defensive corner by Colts. . .went to South Carolina on baseball scholarship and played one season with varsity nine. . .past president of Carolina Fellowship of Christian Athletes. . .history major. . .married. . .good speed. . .born December 14, 1950.

**MARTY JANUSZKIEWICZ (39) RB, 6-1, 212, Syracuse,
Lackawanna, N.Y.
No. 16-73**

Latest in long line of fine running backs from Syracuse. . .as a soph, he rushed for 769 yards—a mark surpassed only by Floyd Little and Larry Csonka. . .runs 40 in 4.9. . .good blocker. . .his 618 yards rushing as a senior gave him a career total of 2010 and moved him past Jim Nance into the No. 6 spot on Syracuse rushing list. . .his total fell 81 yards short of Jimmy Brown's career mark. . .he scored 15 career TDs. . .top single game was 153 yards vs. Penn State as a sophomore. . .born January 22, 1951.

GUY FALKENHAGEN (67) T, 6-6, 245, Northern Michigan, Bridgeport, Mich.

No. 17-'73

Made switch to offensive line as senior after two seasons as DT and DE. .good size and quickness. .highest ranking scholar among athletes in his school. .had 3.7 academic average as physical education major. .married. .born March 5, 1950.



COLTS TO TRAIN AT TOWSON STATE

The Baltimore Colts will conduct their pre-season training camp at Towson State College in Towson, Md., for the first time this summer. The fast-growing, modern campus is located in a Baltimore suburb approximately a mile from the city limits.

The rookies will open training on Sunday, July 8th followed by the remainder of the squad on July 15th. The Colts will play an intra-squad game on July 28th at the campus athletic field for the benefit of Towson State College.

Towson State, which is the largest of Maryland's state colleges, has an enrollment of 6,500 full-time students.

This is the first time the Colts have established a training camp in the greater Baltimore area. The club trained at Western Maryland College in Westminster, Md., for 19 consecutive years prior to last year's move to Tampa, Fla. The Colts will continue to practice at Towson State when the regular season begins and remain there until the conclusion of the Baltimore Orioles' season.

COLTS' INDIVIDUAL RECORDS

*NFL RECORD

RUSHING

Most Yards

- Game: 198, Norm Bulaich vs. New York Jets, Sept. 19, 1971 (22 attempts, 9.0 average)
Season: 961, Alan Ameche, 1955 (213 attempts, 4.5 average)
Lifetime: 5174, Lenny Moore, 1956-67 (1069 attempts, 4.8 average)

Most Attempts

- Game: 26, Alan Ameche vs. Chicago Bears, Nov. 16, 1958 (gained 142 yards, 5.5 average)
26, Don McCauley vs. New York Jets, Sept. 24, 1972 (gained 112 yds, 4.3 average)
Season: 235, Tom Matte, 1969 (gained 909 yards, 3.9 average)
Lifetime: 1200, Tom Matte, 1961-72 (gained 4626 yards, 3.8 average)
1069, Lenny Moore, 1956-67 (gained 5174 yards, 4.9 average)

Best Average

- Season: 7.5, Lenny Moore, 1956 (gained 649 yards, 86 attempts)
Lifetime: 4.9, Lenny Moore, 1956-67 (gained 5174 yards on 1069 attempts)

Longest Run From Scrimmage

- 96, Jim Spavital vs. Green Bay, Nov. 5, 1950 (TD)

Most Consecutive Games Rushing TDs

- *11, Lenny Moore (1963-64)

Most 100 Yard Games

- 7, Alan Ameche (1955-60)

PASSING

Most Yards

- Game: 401, John Unitas vs. Atlanta, Sept. 17, 1967 (23 completions in 32 attempts)
Season: 3481, John Unitas, 1963 (237 completions in 410 attempts)
Lifetime: 39,768 John Unitas, 1956-72 (2796 completions in 5110 attempts)

Most Games, 300 Yards or More Passing

- Lifetime: *27, John Unitas, 1956-72

Most Completions

- Game: 26, John Unitas vs. New York Jets, Sept. 24, 1972 (45 attempts)
Season: 255, John Unitas, 1967 (436 attempts)
Lifetime: 2796, John Unitas, 1956-72 (5110 attempts)

Most Consecutive Completed

- 12, John Unitas vs. Atlanta, Nov. 27, 1967

Most Attempted

- Game: 45, John Unitas vs. New York Jets, Sept. 24, 1972 (26 completions)
Season: 436, John Unitas, 1967 (255 completions)
Lifetime: 5110, John Unitas, 1956-72 (completed 2708)

Passing Efficiency

- Game: 85%, John Unitas vs. Atlanta, Nov. 12, 1967 (17-20)
Season: 58.5%, John Unitas, 1967 (255 completions in 436 attempts)
Lifetime: 54.7%, John Unitas, 1956-72 (2796 completions in 5110 attempts)

Most Touchdown Passes

- Game: 5, Garry Cuozzo vs. Minnesota, Nov. 14, 1965
Season: 32, John Unitas, 1959
Lifetime: 287, John Unitas, 1956-72

Most Consecutive Games, TD Passes

*47, John Unitas, 1956-60

Longest Completed Pass89 yards (includes pass & run) John Unitas to John Mackey,
Oct. 30, 1966 (TD)**Most Passes Had Intercepted**

Game: 5, Fred Enke vs. Green Bay, Oct. 18, 1953 (24 attempts)
 Fred Enke vs. Detroit, Nov. 7, 1953 (15 attempts)
 John Unitas vs. San Francisco, Nov. 27, 1960 (30 attempts)
 John Unitas vs. Green Bay, Oct. 8, 1961 (24 attempts)
 John Unitas vs. Detroit, Nov. 20, 1966 (19 attempts)

Season: 24, John Unitas, 1960 (378 attempts)
 John Unitas, 1962 (420 attempts)
 John Unitas, 1966 (348 attempts)

Lifetime: 246, John Unitas, 1956-71 (5110 attempts)

RECEIVING**Most Passes Caught**

Game: 12, Raymond Berry vs. Washington, Nov. 10, 1957
 Season: 75, Raymond Berry, 1961
 Lifetime: 631, Raymond Berry, 1955-67
 363, Lenny Moore, 1956-67

Most Touchdown Passes Caught

Game: 3, Jim Mutscheller vs. Green Bay, Oct. 13, 1957
 Raymond Berry vs. Dallas, Oct. 30, 1960
 Raymond Berry vs. Green Bay, Nov. 6, 1960
 Jimmy Orr vs. Washington, Dec. 8, 1962
 Jimmy Orr vs. Los Angeles, Oct. 4, 1964

Season: 14, Raymond Berry, 1959
 Lifetime: 68, Raymond Berry, 1955-67

Most Yards Gained Receiving

Game: 224, Raymond Berry vs. Washington, Nov. 10, 1957
 Season: 1298, Raymond Berry, 1960 (74 catches)
 Lifetime: *9275, Raymond Berry, 1955-67 (631 catches)
 7914, Jimmy Orr, 1958-70 (390 catches, includes three years
 with Pittsburgh)

Longest Complete Pass Received89, (includes pass and run) John Mackey from John Unitas
vs. Los Angeles, Oct. 30, 1966 (TD)**SCORING****Most Points**

Game: 24, Lenny Moore vs. Chicago Bears, Oct. 4, 1958 (4 TDs)
 Lenny Moore vs. Los Angeles, Oct. 16, 1960 (4 TDs)
 Lenny Moore vs. Minnesota, Oct. 1, 1961 (4 TDs)

Season: 120, Lenny Moore, 1964 (20 touchdowns—14 games)
 Lifetime: 678 Lenny Moore, 1956-67 (113 Touchdowns)

Most Touchdowns

Game: 4, Lenny Moore vs. Chicago Bears, Oct. 4, 1958
 Lenny Moore vs. Los Angeles, Oct. 16, 1960
 Lenny Moore vs. Minnesota, Oct. 1, 1961

Season: 20, Lenny Moore, 1964
 Lifetime: 113, Lenny Moore, 1956-67

Most Field Goals

Game: 5, Lou Michaels vs San Francisco, Sept. 25, 1966
 Season: 24, Jim Martin, 1963
 Lifetime: 107, (as Colt kicker only), Lou Michaels, 1964-1969

Longest Field Goal

56, Bert Rechichar vs. Chicago Bears, Sept. 27, 1953

Most Consecutive Field Goals (without miss)

11, Jim O'Brien, 1970-71 (Super Bowl V through 4th game)

10, Lou Michaels, 1967 (11th through 13th games)

Most Points After Touchdown

Game: 8, Tom Feamster vs. Los Angeles, Nov. 25, 1956

Steve Myhra vs. Green Bay, Nov. 2, 1958

Season: 53, Lou Michaels, 1964 (54 attempts)

Lifetime: (as Colt only)

264, Lou Michaels, 1964-1969

180, Steve Myhra, 1957-61

Most Consecutive Points After Touchdown

103, Lou Michaels, 1964-66

Most Consecutive Games Scoring

55, Steve Myhra 8th game 1957 through 14th game 1961

Most Consecutive Games Scoring Touchdown

*18, Lenny Moore, 1963-1965

PUNTING**Most Punts**

Game: 11, Cotton Davidson vs. Chicago Bears, Oct. 10, 1954 (36.8 average and one blocked)

Joe Don Looney vs. San Francisco, Nov. 29, 1964 (40.5 average)

Season: 81, Adrian Burk, 1950 (40.0 average)

Lifetime: 386 David Lee, 1966-72 (42.9 average)

Longest Punt

76, David Lee vs. New York Giants, Oct. 17, 1971

Charley O'Rourke vs. San Francisco, 1948 (76-AAC)

Best Punting Average

Season: 45.6 David Lee, 1966 (49 Punts)

RETURNS, INTERCEPTIONS, RECOVERIES**Most Punt Returns**

Game: 7, Alvin Haymond vs. Detroit, Oct. 10, 1965 (49 yards)

Alvin Haymond vs. Los Angeles, Nov. 27, 1966 (62 yards)

Season: 41, Alvin Haymond, 1965

Lifetime: 112, Carl Taseff, 1953-1961 (826 yards)

Most Yards Punts Returned

Game: 148, Carl Taseff vs. Green Bay, Oct. 14, 1956 (4 returns)

Season: 403, Alvin Haymond, 1965 (41 returns)

Lifetime: 826, Carl Taseff, 1953-61 (112 returns)

Best Punt Return Average

Season: 11.8, 28 returns for 330 yards. Ron Gardin, 1970

Most Kickoff Returns

Game: 6, Bruce Laird vs. New York Jets, Sept. 24, 1972 (181 yards)

Season: 31, Preston Pearson, 1969 (706 yards, 22.8 average)

Lifetime: 62, Tom Matte, 1961-72

Best Kickoff Return Average

35.4, Jim Duncan, 1970 (20 returns for 707 yards)

Most Yards on Kickoff Returns

Game: 202, Leonard Lyles (3 ret), vs. S.F., Dec. 18, 1960

Season: 707, Jim Duncan, 1970 (20 returns, 35.4 average)

Lifetime: 1367, Tom Matte, 1961-72 (62 returns, 22.4 average)

Most Pass Interceptions

Game: 3, Bert Rechichar vs. Chicago Bears, Sept. 27, 1953

Tom Keane vs. Philadelphia, Nov. 15, 1953

Gary Glick vs. Washington, Nov. 26, 1961

Jerry Logan vs. N.Y. Jets, Oct. 18, 1970

Season: 11, Tom Keane, 1953 (returned 118 yards)

Lifetime: 57, Bob Boyd, 1960-68 (returned 994 yards)

Most Yards Interceptions Returned

Game: 121, Milt Davis vs. Chicago Bears, Nov. 17, 1957 (2 interceptions)

Season: 219, Milt Davis, 1957 (10 interceptions)

Lifetime: 994, Bob Boyd, 1960-68 (57 Interceptions)

Most Pass Interceptions Returned for TD

Season: 2, Jerry Logan (1965)

Lifetime: 5, Jerry Logan, 1963-1972

Longest Interception Return

94, Rick Volk vs. Chicago, Oct. 8, 1967 (TD)

*99, with lateral, George Buksar intercepted on one yard line and ran 18 yards, then lateralled to Ernie Zalejski who ran 81 yards vs. Washington, Nov. 6, 1950 (TD)

Season: 6, Barney Poole, 1953

Longest Kickoff Return:

104, Buddy Young vs. Philadelphia, Nov. 15, 1953 (TD)

Longest Punt Return

90, Carl Taseff vs. Green Bay, Oct. 14, 1956 (TD)

Stormy Pfohl vs. Brooklyn, 1948 (92 in AAC)

Longest Run With Fumble

34, Bob Boyd vs. Green Bay, Sept. 29, 1963 (TD)

Longest Field Goal Attempt Return

*99, Carl Taseff vs. Los Angeles, Dec. 12, 1959

Most Field Goals Blocked

Season: 4, Bubba Smith, 1971

Most Consecutive Games Played

155, Jerry Logan (1963-72)

139, Jim Parker (1957 to 2nd game 1967)

138, Alex Sandusky (1957-1966)



Don McCauley

COLTS' TEAM RECORDS

NET YARDS GAINED

Most Yards Gained

Game: 595 (net) vs. Atlanta, Nov. 12, 1967 (462 passing, 169 rushing)

Season: 5008 (net), 1967

Fewest Yards Gained

Game: 69 (net) vs. Detroit, Nov. 6, 1954

Season: 2716 (net), 1953

RUSHING

Most Yards Gained

Game: 318 vs. Green Bay, Oct. 28, 1956

Season: 2206, 1956

Fewest Yards Gained

Game: 19 vs. Los Angeles, Sept. 26, 1954

Season: 1148, 1950

PASSING

Most Yards Gained

Game: 451 (net) vs. Minnesota, Dec. 16, 1962

Season: 3363 (net), 1967

Fewest Yards Gained

Game: 5 (net) vs. Cleveland, Nov. 11, 1956

Season: 1257 (net), 1953

Most Passing Attempted

Game: 46, vs. N.Y. Jets, Sept. 24, 1972 (26 completions)

Season: 457, 1967 (267 completions)

Fewest Passes Attempted

Game: 7 vs. Los Angeles, Dec. 18, 1965 (3 completions)

Season: 266, 1955 (134 completions)

Most Passes Completed

Game: 26 vs. N.Y. Jets, Sept. 24, 1972 (45 attempts)

Season: 265, 1967 (457 attempts)

Fewest Passes Completed

Game: 3 vs. Los Angeles, Dec. 18, 1965 (7 attempts)

Season: 126, 1953 (319 attempts)

Best Passing Efficiency

Season: 57.9, 1967 (265-457)

Lowest Passing Efficiency

Season: 39.5, 1953 (126-319)

Most Touchdown Passes

Game: 5, vs. Minnesota, Nov. 14, 1965

Season: 33, 1954 (375 attempts)

Most Passes Had Intercepted

Game: 6 vs. Green Bay, Oct. 8, 1961 (29 attempts)

Season: 31, 1950 (438 attempts)

Fewest Passes Had Intercepted

Season: 9, 1964 (345 attempts)

FIRST DOWNS

Most First Downs

Game: 30 vs. Green Bay, Nov. 2, 1958

30 vs. Atlanta, Nov. 12, 1967

Season: 289, 1967

Fewest First Downs

Game: 6 vs. Los Angeles, Dec. 5, 1953
6 vs. Detroit, Nov. 6, 1954
Season: 141, 1953

SCORING

Most Points Scored

Half: 42 vs. Los Angeles, Nov. 25, 1956
Game: 56 vs. Los Angeles, Nov. 25, 1956
56 vs. Green Bay, Nov. 2, 1958
Season: 428, 1964

Most Points Scored (Both Teams)

Game: 97, Los Angeles 70, Baltimore 27, Oct. 22, 1950

Fewest Points Scored

Season: 131, 1954

Most Touchdowns

Game: 8 vs. Los Angeles, Nov. 25, 1956
vs. Green Bay, Nov. 2, 1958
Season: 54, 1964

Most Touchdowns Passing

Game: 5 vs. Green Bay, Nov. 2, 1958
vs. Dallas, Oct. 30, 1960
vs. Minnesota, Dec. 16, 1962
vs. Minnesota, Nov. 14, 1965
vs. Detroit, Oct. 16, 1966
Season: 33, 1959

Most Touchdowns Rushing

Game: 5 vs. Buffalo, Oct. 10, 1971
Season: 29, 1964

Most Points After Touchdowns

Game: 8 vs. Los Angeles, Nov. 25, 1956
vs. Green Bay, Nov. 2, 1958
Season: 53, 1964

Most Field Goals

Game: 5 vs. Los Angeles, Dec. 4, 1954
vs. San Francisco, Sept. 25, 1966
Season: 24, 1963

Greatest Margin of Victory

56-0 over Green Bay, Nov. 2, 1958

Most Consecutive Games Scoring

104, starting fifth game in 1954—ended Nov. 25, 1962 vs. Chicago

STREAKS

Longest Winning Streak

11 games, 1964—Began Sept. 20 vs. Green Bay (21-20)—ended Dec. 6 vs. Detroit (14-31)

Longest Undefeated Streak

14 Games, - Began Dec. 18, 1966 vs S.F. (30-14)—ended Dec. 17, 1967 vs. L.A. (34-10)

Longest Losing Streak

7 games, 1953—last seven games
7 games, 1954—third through ninth games
12 games, 1948-1949 (AAC)

Most Wins in a Season

15 games, 1968 (including Post Season)
13 games, 1968 (Regular Season)

INTERCEPTIONS

Most Passes Intercepted

Game: 7 vs. Chicago Bears, Oct. 2, 1960

Season: 40, 1959

Fewest Passes Intercepted

Season: 13, 1956

Most Yards Interceptions Returned

Game: 144 vs. Green Bay, Nov. 2, 1958 (5 interceptions)

Season: 577, 1959

Best Percentage of Interceptions

Season: 11.4, 1959

FUMBLES

Most Fumbles

Game: 5 vs. Detroit, Oct. 3, 1953

vs. Detroit, Oct. 20, 1957

vs. San Francisco, Nov. 30, 1958

vs. Los Angeles, Dec. 11, 1960

vs. Green Bay, Sept. 29, 1963

vs. Minnesota, Nov. 17, 1963

vs. Washington, Dec. 13, 1964

vs. Green Bay, Sept. 26, 1965

vs. Chicago, Dec. 5, 1965

Season: 35, 1963

Fewest Fumbles

Season: 18, 1955, 1956

Most Opponents Fumbles Recovered

Game: 5 vs. Los Angeles, Nov. 23, 1958

Season: 27, 1953

PUNTING

Most Punts

Game: 11 vs. Chicago Bears, Oct. 10, 1954


vs. San Francisco, Nov. 29, 1964

Season: 83, 1950 (one blocked), 1953

Fewest Punts

Game: 0 vs. Cleveland, Nov. 1, 1959

Season: 42, 1961



VETERANS ROSTER

NO	NAME	POS	HT	WT	YEAR	AGE	COLLEGE
73	Amman, Richard	DE	6-5	245	2	22	Florida State
86	Andrews, John	TE	6-3	227	2	24	Indiana
79	Bailey, Jim	DT	6-6	255	4	24	Kansas
66	Collett, Elmer	G	6-4	245	7	28	San Francisco State
32	Curtis, Mike	LB	6-2	232	9	29	Duke
14	Domres, Marty	QB	6-4	222	5	26	Columbia
35	Doughty, Glenn	WR	6-2	204	2	22	Michigan
74	Drougas, Tom	T	6-4	257	2	23	Oregon
52	Edmunds, Randy	LB	6-2	225	6	27	Georgia Tech
30	Franklin, Willie	WR	6-2	195	2	23	Oklahoma
17	Havrilak, Sam	WR	6-2	195	5	25	Bucknell
83	Hendricks, Ted	LB	6-7	220	5	25	Miami
43	Hepburn, Lonnie	CB	5-11	180	3	25	Texas Southern
85	Hilton, Roy	DE	6-6	240	9	30	Jackson State
33	Hinton, Eddie	WR	6-0	200	5	26	Oklahoma
54	Hoaglin, Fred	C	6-4	250	8	29	Pittsburgh
61	Johnson, Cornelius	G	6-2	245	6	29	Virginia Union
44	Kern, Rex	S	6-1	190	3	23	Ohio State
3	Kremser, Karl	K	6-0	180	4	28	Tennessee

40	Laird, Bruce	DB	6-0	185	2	23	American International
51	Laskey, Bill	LB	6-3	235	8	30	Michigan
49	Lee, David	P	6-4	230	8	29	Louisiana Tech
56	May, Ray	LB	6-1	230	7	28	S. California
23	McCauley, Don	RB	6-1	214	3	23	North Carolina
57	Mendenhall, Ken	C	6-3	235	3	25	Oklahoma
11	Mildren, Jack	S	6-1	199	2	23	Oklahoma
26	Mitchell, Lydell	RB	5-11	204	2	24	Penn State
84	Mitchell, Tom	TE	6-3	215	7	29	Bucknell
88	Mosier, John	TE	6-3	220	3	25	Kansas
31	Munsey, Nelson	CB	6-1	185	2	25	Wyoming
68	Nelson, Dennis	T	6-5	260	4	27	Illinois State
48	Nottingham, Don	RB	5-10	210	3	24	Kent State
80	O'Brien, Jim	WR-K	6-0	195	4	26	Cincinnati
60	Regner, Tom	G	6-1	255	7	29	Notre Dame
62	Ressler, Glenn	G	6-3	250	9	30	Penn State
75	Schmiesing, Joe	DT-DE	6-4	245	6	28	New Mexico State
78	Smith, Bubba	DE	6-7	265	7	28	Michigan State
28	Speyrer, Cotton	WR	6-0	175	2	24	Texas
47	Stukes, Charlie	CB	6-3	212	7	29	Maryland Eastern Shore
21	Volk, Rick	S	6-3	195	7	28	Michigan
53	White, Stan	LB	6-1	225	2	23	Ohio State

ROOKIE ROSTER

NO	NAME	POS	HT	WT	YEAR	AGE	COLLEGE
66	Barnes, Mike	DE	6-6	255	1	22	Miami
42	Brown, Jackie	DB	5-11	180	1	22	South Carolina
37	Bushnell, Todd	RB	6-3	200	1	22	William & Mary
63	Christoff, Larry	G	6-4	227	1	22	Rutgers
81	Curtis, John	TE	6-3	225	1	23	Springfield (Mass.)
67d	Davis, Bill	DT	6-4	255	1	23	William and Mary
36	Davis, John	RB	6-2	195	1	22	North Carolina A & T
93	Dumm, Jim	DT	6-3	266	1	26	Waynesburg
76	Ehrmann, Joe	DT	6-5	260	1	23	Syracuse
34d	Harper, Frank	DB	6-0	195	1	22	Savannah State
10	Hunt, George	K	6-1	215	1	23	Tennessee
39	Januskiewicz, Marty	RB	6-1	212	1	22	Syracuse
7	Jones, Bert	QB	6-3	205	1	22	LSU
94	Kaczmarek, Mike	DE	6-4	235	1	22	Southern Illinois

12	Murphy, Dick	QB	6-3	205	1	24	Amherst
34d	Nauss, Herb	DB	6-2	200	1	27	Albright
50	Neal, Dan	C	6-4	240	1	22	Kentucky
58	Newlands, Brian	LB	6-2	228	1	23	Southern Illinois
25	Oldham, Ray	S	6-0	200	1	22	Middle Tennessee State
38	Olds, Bill	RB	6-1	224	1	22	Nebraska
71	Palmer, Gery	T	6-4	255	1	22	Kansas
9	Pierantozzi, Tom	QB	6-2	205	1	22	West Chester
55	Rotella, Jamie	LB	6-2	225	1	22	Tennessee
87d	Sayers, Rick	WR	6-1	190	1	22	Purdue
5	Schaeffer, Bob	P	6-2	200	1	23	Villanova
87d	Smith, Ollie	WR	6-2	195	1	23	Tennessee State
66	Taylor, David	G	6-4	254	1	23	Catawba
67d	Thomas, Bernard	DE	6-5	250	1	22	Western Michigan
45	Williams, Ed	RB	6-0	205	1	24	West Virginia
65	Windauer, Bill	G	6-3	245	1	23	Iowa

PENALTIES

Most Penalties

Game: 13 vs. Chicago Bears, Oct. 29, 1961 (121 yards)
Season: 77, 1963 (823 yards)

Fewest Penalties

Game: 0 vs. Green Bay, Sept. 10, 1966
Season: 51, 1960 (504 yards)

Most Yards Penalized

Game: 121 vs. Chicago Bears, Oct. 29, 1961 (13 penalties)
Season: 823, 1963 (77 penalties)

Fewest Yards Penalized

Game: 0 vs. Green Bay, Sept. 10, 1966
Season: 504, 1960 (51 penalties)

DEFENSE

Fewest Points Allowed

Game: 0, Fifteen Times
Season: 140, 1971

Most Shutouts

Season: 3, 1968, 1971

Most Points Allowed

Half: 48, Colts 13, Chicago Cardinals 55, Oct. 2, 1950
Game: 70, Colts 27, Los Angeles 70, Oct. 22, 1950
Season: 462, 1950

Fewest Yards Allowed - Total Offense

Game: 49 (net) vs. Buffalo, Oct. 10, 1971
Season: 2852 (net), 1971

Most Yards Allowed

Game: 597 (net) vs. San Francisco, Dec. 13, 1953
Season: 5246 (net), 1950

Fewest Yards Allowed Rushing

Game: 4 vs. Buffalo, Oct. 10, 1971
Season: 1113, 1971

Most Yards Allowed Rushing

Game: 423 vs. New York Giants, Nov. 19, 1950
Season: 2857, 1950

Fewest Yards Allowed Passing

Game: 16 (net) vs. Washington, Oct. 26, 1958
Season: 1726 (net), 1960

Most Yards Allowed Passing

Game: 490 (net) vs. N.Y. Jets, Sept 24, 1972
Season: 2552 (net), 1965

Most Times Tackled Opponents' Passer

Season: 57, 1964

Most Yards Lost By Opponents' Passer

Season: 489, 1964

Greatest Margin of Defeat

Chicago Bears 57, Baltimore 0, Nov. 25, 1962

Fewest Field Goals Allowed

Season: 5, 1971

**TOP INDIVIDUAL PERFORMANCES
AGAINST COLTS**

(ONE GAME)

Most Yards Rushing

205, Dan Towler, Los Angeles, November 22, 1953 (14 attempts)

Longest Run From Scrimmage

81, Rick Casares, Chicago Bears, October 16, 1955

Most Passes Attempted

62, Joe Namath, New York Jets, October 18, 1970 (34 completions, 6 intercepted)

Most Passes Completed

34, Joe Namath, New York Jets, October 18, 1970 (62 attempts, 6 intercepted)

Most Yards Gained On Passes

496, Joe Namath, N.Y. Jets, Sept. 24, 1972 (15 completions in 28 attempts)

Longest Completed Pass

99, (Includes pass and run), Karl Sweetan to Pat Studstill, Detroit, October 16, 1966

Most Touchdown Passes

7, Joe Kapp, Minnesota Vikings, September 28, 1969

Most Passes Caught

12, Cloyce Box, Detroit, December 3, 1950

Ed Bell, New York Jets, October 18, 1970 (151) yards

Most Yards Gained Receiving

302, Cloyce Box, Detroit, December 3, 1950

Most Touchdowns Scored

5, Jim Brown, Cleveland, November 1, 1959 (5 rushing)

Paul Hornung, Green Bay, Dec. 12, 1965 (3 rushing, 2 receiving)

Most Touchdown Passes Caught

5, Bob Shaw, Chicago Cardinals, October 2, 1950

Most Points Scored

33, Paul Hornung, Green Bay, October 8, 1961 (4 TDs, 6 extra points, 1 field goal)

Most Field Goals

4, Lou Michaels, Los Angeles, December 12, 1959 (5 attempts), Mike

Mercer, Minnesota, October 1, 1961 (4 attempts)

Longest Field Goal

52, Jim Martin, Detroit Lions, October 23, 1960

Longest Kickoff Return

103, Tom Wilson, Los Angeles, November 25, 1956

Herb Adderley, Green Bay, November 18, 1962

Longest Punt Return

74, Yale Lary, Detroit, October 3, 1953

Most Pass Interceptions

3, Jack Butler, Pittsburgh, November 3, 1957

Jim Kerr, Washington, November 26, 1961

Jack Christiansen, Detroit, November 7, 1953

Longest Interception Return

87, Dave Robinson, Green Bay, December 12, 1965

NFL CHAMPIONSHIP GAME RECORDS HELD BY COLTS

through 1969 season

MOST PASSES CAUGHT (one game) – 12

Raymond Berry vs. New York Giants, December 28, 1958

MOST YARDS GAINED VIA PASS RECEPTIONS (one game) – 178

Raymond Berry vs. New York Giants, December 28, 1958

(12 receptions)

MOST TOUCHDOWNS (one game) – 3 (tie)

Tom Matte vs. Cleveland Browns, December 27, 1968

MOST PUNT RETURNS (one game) – 4 (tie)

Carl Taseff vs. New York Giants, December 28, 1958

MOST YARDS GAINED PASSING (one game) – 349

John Unitas vs. New York Giants, December 28, 1958 (26 completions)

MOST YARDS INTERCEPTIONS RETURNED (one game) – 66

John Sample vs. New York Giants, December 27, 1959

(2 interceptions)

TEAM MARKS

MOST FIRST DOWNS (one game) – 27

Baltimore vs. New York Giants, December 28, 1958

MOST FIRST DOWNS PASSING (one game) – 17

Baltimore vs. New York Giants, December 28, 1958

MOST OPPONENTS' FUMBLES RECOVERED (one game) – 4 (out of 6)

Baltimore vs. New York Giants, December 28, 1958

LONGEST GAME IN ACTUAL PLAYING TIME – 68.15 (Sudden Death)

Baltimore vs. New York Giants, December 28, 1958

HIGHEST PASSING EFFICIENCY – 58.8%

Baltimore, 4 games (67 completions in 114 attempts)

MAJOR SUPER BOWL RECORDS HELD BY COLTS

INDIVIDUAL MARKS

LONGEST GAIN – 58

Tom Matte vs. N. Y. Jets 1969

LONGEST COMPLETION – 75

John Unitas to John Mackey vs. Dallas 1971

LONGEST RECEPTION – 75

John Mackey from John Unitas vs. Dallas 1971

MOST YARDS GAINED ON KICKOFF RETURNS, ONE GAME – 90

Jim Duncan vs. Dallas 1971

HIGHEST AVERAGE ON KICKOFF RETURNS, ONE GAME – 22.5

Jim Duncan vs. Dallas 1971

TEAM MARKS

MOST PASSES ATTEMPTED (one game)

41 vs. N. Y. Jets 1969

MOST PASSES COMPLETED (one game)

17 vs. N.Y. Jets 1969 (tie with three others)

MOST YARDS GAINED PASSING (one game)

260 vs. Dallas 1971

TEN LARGEST CROWDS TO SEE THE COLTS PLAY

DATE	ATTEND	SITE	RESULTS
12-6-58	100,202	Los Angeles	Rams 30 Colts 28
*8-22-71	91,745	Ann Arbor	Lions 23 Colts 20
10-19-69	80,636	New Orleans	Colts 30 Saints 10
12-27-68	80,628	Cleveland	Colts 34 Browns 0
10-14-62	80,132	Cleveland	Colts 36 Browns 14
1-17-71	80,055	Miami-Super Bowl V	Colts 16 Cowboys 13
12-16-72	80,010	Miami	Dolphins 16 Colts 0
12-27-64	79,544	Cleveland	Browns 27 Colts 0
1-2-72	78,629	Miami	Dolphins 21 Colts 0
12-17-67	77,277	Los Angeles	Rams 34 Colts 10

*Pre-season

COLTS HOME ATTENDANCE RECORD 60,240 (six games in 1970)

NFL REGULAR SEASON ATTENDANCE AGAIN OVER 10 MILLION: ALL-GAME TOTAL IS RECORD 15 MILLION

National Football League regular season attendance again passed 10 million in 1972—a plateau first achieved during the 1971 season, and all-game attendance went over 15 million for the first time.

Final paid attendance figures for 1972 show a total of 15,059,364 fans attended the 268 pre-season, regular season and post-season NFL games. This is an average of 56,192. The overall total represented an increase of 4.78 per cent over the 1971 total of 14,371,784.

During the 182-game regular season, the total was 10,445,827—an average of 57,395. The 71 AFC games attracted 4,105,559 fans, while the same number of NFC games drew 4,048,993. AFC-NFC inter-conference play attracted 2,291,275 fans for 40 games. Regular season attendance increased by 3.67 per cent over 1971's total of 10,076,035.

Pre-season attendance was a record 4,130,192 for 78 games, and the eight post-season games drew 483,345, including a Super Bowl record of 90,182 at Los Angeles Memorial Coliseum on Sunday, January 14, 1973.

The top single weekend of the season was Sunday, November 19 and Monday, November 20 when an alltime record total of 800,157 fans attended the 13 games, an average of 61,551.

CHICAGO ALL-STAR GAME RESULTS

1934—Chicago Bears 0, All-Stars 0	1955—All-Stars 30, Cleveland 27
1935—Chicago Bears 5, All-Stars 0	1956—Cleveland 26, All-Stars 0
1936—Detroit 7, All-Stars 7	1957—N.Y. Giants 22, All-Stars 12
1937—All-Stars 6, Green Bay 0	1958—All-Stars 35, Detroit 19
1938—All-Stars 28, Washington 16	1959—Baltimore 29, All Stars 0
1939—N.Y. Giants 9, All-Stars 0	1960—Baltimore 32, All-Stars 7
1940—Green Bay 45, All-Stars 28	1961—Philadelphia 28, All-Stars 14
1941—Chicago Bears 37, All-Stars 13	1962—Green Bay 42, All-Stars 20
1942—Chicago Bears 21, All-Stars 0	1963—All-Stars 20, Green Bay 17
1943—All-Stars 27, Washington 7	1964—Chicago Bears 28, All-Stars 17
1944—Chicago Bears 24, All-Stars 21	1965—Cleveland 24, All-Stars 16
1945—Green Bay 19, All-Stars 7	1966—Green Bay 38, All-Stars 0
1946—All-Stars 16, Los Angeles 0	1967—Green Bay 27, All-Stars 0
1947—All-Stars 16, Chicago Bears 0	1968—Green Bay 34, All-Stars 17
1948—Chicago Cards 28, All-Stars 0	1969—New York Jets 26, All-Stars 24
1949—Philadelphia 38, All-Stars 0	1970—Kansas City Chiefs 24, All-Stars 3
1950—All-Stars 17, Philadelphia 7	1971—Baltimore Colts 24, All-Stars 17
1951—Cleveland 33, All-Stars 0	1972—Dallas Cowboys 20, All-Stars 7
1952—Los Angeles 10, All-Stars 7	
1953—Detroit 24, All-Stars 10	
1954—Detroit 31, All-Stars 6	

Pros lead series 28-9-2

10 LONGEST PASS PLAYS IN COLT HISTORY

- 89, John Mackey from John Unitas vs. Los Angeles (TD) 10-30-66
- 88, Tom Matte from John Unitas vs. Atlanta (TD) 9-17-67
- 84, Jimmy Orr from Earl Morrall vs. Atlanta 9-22-68
- 82, Buddy Young from George Shaw vs. Green Bay (TD) 10-8-55
- 82, Lenny Moore from John Unitas vs. San Francisco (TD) 12-8-57
- 80, Lenny Moore from John Unitas vs. Detroit (TD) 12-4-60
- 80, Jimmy Orr from John Unitas vs. Chicago (TD) 10-21-62
- 80, Lenny Moore from John Unitas vs. Minnesota (TD) 12-16-62
- 79, Willie Richardson from Earl Morrall vs. St. Louis 11-17-68
- 77, Lenny Moore from John Unitas vs. Chicago (TD) 10-4-58

10 LONGEST RUNS IN COLT HISTORY

(From Scrimmage)

- *1. 96 yards, Jim Spavital vs. Green Bay Packers, Nov. 5, 1950 (TD)
- 80 yards, Tom Matte vs. St. Louis Cardinals, Oct. 12, 1964 (TD)
- 79 yards, Alan Ameche vs. Chicago Bears, Sept. 25, 1955 (TD)
- 79 yards, Lenny Moore vs. Green Bay Packers, Oct. 28, 1956 (TD)
- 73 yards, Lenny Moore vs. San Francisco 49ers, Nov. 30, 1958 (TD)
- 72 yards, Lenny Moore vs. Green Bay Packers, Oct. 28, 1956 (TD)
- 70 yards, Lenny Moore vs. Cleveland Browns, Nov. 11, 1956 (TD)
- 67 yards, Norm Bulaich vs. New York Jets, Sept. 19, 1971 (TD)
- 60 yards, Jim Welch vs. Los Angeles Rams, Dec. 9, 1961 (TD)
- 58 yards, Joe Don Looney vs. Chicago Bears, Sept. 27, 1964 (TD)
- 58 yards, Tom Matte vs. New York Jets, Jan. 12, 1969 (Super Bowl)

* Previous NFL Franchise

COLTS' ALL-TIME LEAGUE RESULTS

Date	Site	Results	Attendance
9/17/50	Baltimore	Redskins 38, Colts	14 26,267
9/24/50	Baltimore	Browns 31, Colts	0 15,201
10/2/50	Chicago	Cards 55, Colts	13 14,439
10/15/50	Baltimore	Eagles 24, Colts	14 14,413
10/22/50	Los Angeles	Rams 70, Colts	27 16,026
10/29/50	San Francisco	49ers 17, Colts	14 15,091
11/5/50	Baltimore	COLTS 41, Packers	21 12,971
11/12/50	Pittsburgh	Steelers 17, Colts	7 24,141
11/19/50	Baltimore	Giants 55, Colts	20 14,081
11/26/50	Washington	Redskins 38, Colts	28 21,275
12/3/50	Baltimore	Lions 45, Colts	21 12,059
12/10/50	New York	Yanks 51, Colts	14 5,003
			190,697

1950: Won—1; Lost—11 Colts—213; Opponents—462 Finished 7th West Conference Coach: Clem Crowe
 1951 and 1952—Franchise Defunct

Date	Site	Results	Attendance
9/27/53	Baltimore	COLTS 13, Bears	9 23,100
10/3/53	Baltimore	Lions 27, Colts	17 24,490
10/11/53	Chicago	COLTS 16, Bears	14 31,463
10/18/53	Green Bay	Packers 37, Colts	14 17,965
10/25/53	Baltimore	COLTS 27, Redskins	17 33,354
10/31/53	Baltimore	Packers 35, Colts	24 33,797
11/7/53	Detroit	Lions 17, Colts	7 44,002
11/15/53	Philadelphia	Eagles 45, Colts	14 14,813
11/22/53	Baltimore	Rams 21, Colts	13 27,268
11/29/53	Baltimore	49ers 38, Colts	21 26,005
12/5/53	Los Angeles	Rams 45, Colts	2 18,418
12/13/53	San Francisco	49ers 45, Colts	14 22,938
			317,613

1953: Won—3; Lost—9 Colts—182; Opponents—350 Finished 5th West Conference Coach: Keith Molesworth

Date	Site	Results	Attendance
9/26/54	Baltimore	Rams 48, Colts	0 36,215
10/2/54	Baltimore	COLTS 20, Giants	14 27,088
10/10/54	Chicago	Bears 28, Colts	9 25,930
10/16/54	Detroit	Lions 35, Colts	0 25,835
10/24/54	Baltimore	Packers 7, Colts	6 28,680
10/31/54	Washington	Redskins 24, Colts	3 25,287
11/6/54	Baltimore	Lions 27, Colts	3 18,784
11/13/54	Milwaukee	Packers 24, Colts	13 23,093
11/21/54	Baltimore	Bears 28, Colts	13 23,873
11/28/54	Baltimore	COLTS 17, 49ers	13 19,893
12/4/54	Los Angeles	COLTS 22, Rams	21 20,567
12/11/54	San Francisco	49ers 10, Colts	7 24,497
			319,744

1954: Won—3; Lost—9 Colts—131; Opponents—279 Finished 6th West Conference Coach: Weeb Ewbank

Date	Site	Results	Attendance
9/25/55	Baltimore	COLTS 23, Bears	17 36,167
10/1/55	Baltimore	COLTS 28, Lions	13 40,030
10/8/55	Milwaukee	COLTS 24, Packers	20 40,199
10/16/55	Chicago	Bears 38, Colts	10 36,741
10/23/55	Baltimore	Redskins 14, Colts	13 51,587
10/29/55	Baltimore	COLTS 14, Packers	10 34,411
11/5/55	Detroit	Lions 24, Colts	14 51,565
11/13/55	New York	Giants 17, Colts	7 33,982
11/20/55	Baltimore	COLTS 17, Rams	17 41,146
11/27/55	Baltimore	COLTS 26, 49ers	14 33,485
12/4/55	Los Angeles	Rams 20, Colts	14 36,155
12/11/55	San Francisco	49ers 35, Colts	24 32,682

468,150

1955: Won—5; Lost—6; Tied—1; Colts—214; Opponents—239; Finished 4th Western Conference Coach: Weeb Ewbank

Date	Site	Results	Attendance
9/30/56	Baltimore	COLTS 28, Bears	21 45,221
10/6/56	Baltimore	Lions 31, Colts	14 42,622
10/14/56	Milwaukee	Packers 38, Colts	33 22,782
10/21/56	Chicago	Bears 58, Colts	27 46,074
10/28/56	Baltimore	COLTS 28, Packers	21 40,086
11/11/56	Cleveland	COLTS 21, Browns	7 40,647
11/18/56	Detroit	Lions 27, Colts	3 52,672
11/25/56	Baltimore	COLTS 56, Rams	21 40,321
12/2/56	Baltimore	49ers 20, Colts	17 37,227
12/9/56	Los Angeles	Rams 31, Colts	7 36,291
12/16/56	San Francisco	49ers 30, Colts	17 39,035
12/23/56	Baltimore	COLTS 19, Redskins	17 32,994

475,972

1956: Won—5; Lost—7 Colts—270; Opponents—322 Finished 4th West Conference Coach: Weeb Ewbank

Date	Site	Results	Attendance
9/29/57	Baltimore	COLTS 34, Lions	14 40,112
10/5/57	Baltimore	COLTS 21, Bears	10 46,558
10/13/57	Milwaukee	COLTS 45, Packers	17 27,322
10/20/57	Detroit	Lions 31, Colts	27 55,764
10/27/57	Baltimore	Packers 24, Colts	21 48,510
11/3/57	Baltimore	Steelers 19, Colts	13 42,575
11/10/57	Washington	COLTS 21, Redskins	17 33,149
11/17/57	Chicago	COLTS 29, Bears	14 47,168
11/24/57	Baltimore	COLTS 27, 49ers	21 50,073
12/1/57	Baltimore	COLTS 31, Rams	14 52,060
12/8/57	San Francisco	49ers 17, Colts	13 59,950
12/15/57	Los Angeles	Rams 37, Colts	21 52,560

554,801

1957: Won—7; Lost—5 Colts—303; Opponents—235 Finished 3rd West Conference Coach: Weeb Ewbank

Date	Site	Results	Attendance
9/28/58	Baltimore	COLTS 28, Lions	15 48,377
10/4/58	Baltimore	COLTS 51, Bears	38 52,622
10/12/58	Milwaukee	COLTS 24, Packers	17 24,553
10/19/58	Detroit	COLTS 40, Lions	14 55,190
10/26/58	Baltimore	COLTS 35, Redskins	10 54,403
11/2/58	Baltimore	COLTS 56, Packers	0 51,333
11/9/58	New York	Giants 24, Colts	21 71,163
11/16/58	Chicago	COLTS 17, Bears	0 48,664
11/23/58	Baltimore	COLTS 34, Rams	7 57,557
11/30/58	Baltimore	COLTS 35, 49ers	27 57,557
12/6/58	Los Angeles	Rams 30, Colts	28 100,202
12/14/58	San Francisco	49ers 21, Colts	12 58,334
12/28/58	*New York	COLTS 23, Giants	17 64,185
			<u>679,955</u>

*Colts defeated New York Giants to win World Championship in sudden death.

Regular Season

1958: Won—9; Lost—3 Colts—381; Opponents—203 Finished 1st West Conference Coach: Weeb Ewbank

Date	Site	Results	Attendance
9/27/59	Baltimore	COLTS 21, Lions	9 55,588
10/3/59	Baltimore	Bears 26, Colts	21 57,557
10/11/59	Detroit	COLTS 31, Lions	24 54,197
10/18/59	Chicago	COLTS 21, Bears	7 48,430
10/25/59	Baltimore	COLTS 38, Packers	21 57,557
11/1/59	Baltimore	Browns 38, Colts	31 57,557
11/8/59	Washington	Redskins 27, Colts	24 32,773
11/15/59	Milwaukee	COLTS 28, Packers	24 25,521
11/22/59	Baltimore	COLTS 45, 49ers	14 57,557
11/29/59	Baltimore	COLTS 35, Rams	21 57,557
12/5/59	San Francisco	COLTS 34, 49ers	14 59,075
12/12/59	Los Angeles	COLTS 45, Rams	26 65,528
12/27/59	*Baltimore	COLTS 31, Giants	16 57,545
			<u>628,897</u>

*Colts defeated New York Giants to win World Championship.

Regular Season

1959: Won—9; Lost—3 Colts—374; Opponents—251 Finished 1st West Conference Coach: Weeb Ewbank

Date	Site	Results	Attendance
9/25/60	Baltimore	COLTS 20, Redskins	0 53,818
10/2/60	Baltimore	COLTS 42, Bears	7 57,808
10/9/60	Green Bay	Packers 35, Colts	21 32,150
10/16/60	Baltimore	COLTS 31, Rams	17 57,808
10/23/60	Detroit	Lions 30, Colts	17 53,854
10/30/60	Dallas	COLTS 45, Cowboys	7 25,500
11/6/60	Baltimore	COLTS 38, Packers	24 57,808
11/13/60	Chicago	COLTS 24, Bears	20 48,713

1960 (Continued)

Date	Site	Results	Attendance
11/27/60	Baltimore	49ers 30, Colts	22 57,808
12/4/60	Baltimore	Lions 20, Colts	15 57,808
12/11/60	Los Angeles	Rams 10, Colts	3 75,461
12/18/60	San Francisco	49ers 34, Colts	10 <u>57,269</u>
			635,805

1960: Won—6; Lost—6 Colts—288; Opponents—234 Finished 4th West Conference Coach: Weeb Ewbank

Date	Site	Results	Attendance
9/17/61	Baltimore	COLTS 27, Rams	24 54,259
9/24/61	Baltimore	Lions 16, Colts	15 54,259
10/1/61	Baltimore	COLTS 34, Vikings	33 54,259
10/8/61	Green Bay	Packers 45, Colts	7 38,669
10/15/61	Chicago	Bears 24, Colts	10 48,719
10/22/61	Detroit	COLTS 17, Lions	14 53,016
10/29/61	Baltimore	Bears 21, Colts	20 38,010
11/5/61	Baltimore	COLTS 45, Packers	21 57,641
11/12/61	Mpls.-St. Paul	Vikings 28, Colts	20 57,641
11/19/61	Baltimore	COLTS 16, Cardinals	0 56,112
11/26/61	Washington	COLTS 27, Redskins	6 41,062
12/3/61	Baltimore	COLTS 20, 49ers	17 57,641
12/9/61	Los Angeles	Rams 34, Colts	17 41,268
12/16/61	San Francisco	COLTS 27, 49ers	24 <u>45,517</u>
			698,073

1961: Won—8; Lost—6 Colts 302; Opponents—307 Finished 3rd West Conference Coach: Weeb Ewbank

Date	Site	Results	Attendance
9/16/62	Baltimore	COLTS 30, Rams	27 54,796
9/23/62	Mpls.-St. Paul	COLTS 34, Vikings	7 30,787
9/30/62	Baltimore	Lions 29, Colts	20 57,966
10/7/62	Baltimore	49ers 21, Colts	13 54,158
10/14/62	Cleveland	COLTS 36, Browns	14 80,132
10/21/62	Chicago	Bears 35, Colts	15 49,066
10/28/62	Baltimore	Packers 17, Colts	6 57,966
11/4/62	San Francisco	COLTS 22, 49ers	3 44,875
11/11/62	Los Angeles	COLTS 14, Rams	2 39,502
11/18/62	Green Bay	Packers 17, Colts	13 38,669
11/25/62	Baltimore	Bears 57, Colts	0 56,164
12/2/62	Detroit	Lions 21, Colts	14 53,012
12/8/62	Baltimore	COLTS 34, Redskins	21 56,964
12/16/62	Baltimore	COLTS 42, Vikings	17 <u>53,645</u>
			727,702

1962: Won—7; Lost—7 Colts—293; Opponents—288 Finished 4th West Conference Coach: Weeb Ewbank

Date	Site	Results	Attendance
9/15/63	Baltimore	Giants 37, Colts	28 60,029
9/22/63	San Francisco	COLTS 20, 49ers	14 31,006
9/29/63	Green Bay	Packers 31, Colts	20 42,327
10/6/63	Chicago	Bears 10, Colts	3 48,998
10/13/63	Baltimore	COLTS 20, 49ers	3 56,962
10/20/63	Detroit	COLTS 25, Lions	21 51,901
10/27/63	Baltimore	Packers 34, Colts	20 60,065
11/3/63	Baltimore	Bears 17, Colts	7 60,065
11/10/63	Baltimore	COLTS 24, Lions	21 59,758
11/17/63	Mpls.-St. Paul	COLTS 37, Vikings	34 33,136
11/24/63	Los Angeles	Rams 17, Colts	16 48,555
12/1/63	Washington	COLTS 36, Redskins	20 44,006
12/8/63	Baltimore	COLTS 41, Vikings	10 54,122
12/15/63	Baltimore	COLTS 19, Rams	16 <u>52,834</u>
			703,764

1963: Won—8; Lost—6 Colts—316; Opponents 285 Finished 3rd West Conference Coach: Don Shula

Date	Site	Results	Attendance
9/13/64	Mpls.—St. Paul . . .	Vikings 34, Colts	24 35,563
9/20/64	Green Bay	COLTS 21, Packers	20 42,327
9/27/64	Baltimore	COLTS 52, Bears	0 56,537
10/4/64	Baltimore	COLTS 35, Rams	20 56,537
10/12/64	Baltimore	COLTS 47, Cardinals	27 60,213
10/18/64	Baltimore	COLTS 24, Packers	21 60,213
10/25/64	Detroit	COLTS 34, Lions	0 57,814
11/1/64	Baltimore	COLTS 37, 49ers	7 60,213
11/8/64	Chicago	COLTS 40, Bears	24 47,891
11/15/64	Baltimore	COLTS 17, Vikings	14 60,213
11/22/64	Los Angeles	COLTS 24, Rams	7 72,137
11/29/64	San Francisco	COLTS 14, 49ers	3 33,642
12/6/64	Baltimore	Lions 31, Colts	14 60,213
12/13/64	Baltimore	COLTS 45, Redskins	17 60,213
12/27/64	*Cleveland	Browns 27, Colts	0 <u>79,544</u>
			763,726

*Cleveland Browns defeated Colts to win NFL Championship.

Regular Season

1964: Won—12; Lost—2 Colts—428; Opponents—225 Finished 1st West Conference Coach: Don Shula

Date	Site	Results	Attendance
9/19/65	Baltimore	COLTS 35, Vikings	16 56,562
9/26/65	Milwaukee	Packers 20, Colts	17 48,130
10/3/65	Baltimore	COLTS 27, 49ers	24 58,609
10/10/65	Baltimore	COLTS 31, Lions	7 60,238
10/17/65	Washington	COLTS 38, Redskins	7 50,405
10/24/65	Baltimore	COLTS 35, Rams	20 60,238
10/31/65	San Francisco	COLTS 34, 49ers	28 45,827
11/7/65	Chicago	COLTS 26, Bears	21 45,656
11/14/65	Minnesota	COLTS 41, Vikings	21 47,426

1965 (Continued)

Date	Site	Results	Attendance
11/21/65	Baltimore	COLTS 34, Eagles	24 60,238
11/25/65	Detroit	COLTS 24, Lions	24 55,036
12/5/65	Baltimore	Bears 13, Colts	0 60,238
12/12/65	Baltimore	Packers 42, Colts	27 60,238
12/18/65	Los Angeles	COLTS 20, Rams	17 46,636
12/26/65	*Green Bay	Packers 13, Colts	10 50,484
1/9/66	+Miami	COLTS 35, Cowboys	3 65,569

755,477

*Green Bay Packers defeated Colts in overtime to win Western Conference title.

+Colts defeated Dallas Cowboys to win Playoff Bowl.

Regular Season

1965: Won—10; Lost—3; Tied—1 Colts—339; Opponents—284 Finished in tie for first place in Western Conference. Coach: Don Shula

Date	Site	Results	Attendance
9/10/66	Milwaukee	Packers 24, Colts	3 48,650
9/18/66	Mpls.-St. Paul	COLTS 38, Vikings	23 47,426
9/25/66	Baltimore	COLTS 36, 49ers	14 56,715
10/9/66	Chicago	Bears 27, Colts	17 47,452
10/16/66	Baltimore	COLTS 45, Lions	14 60,238
10/23/66	Baltimore	COLTS 20, Vikings	17 60,238
10/30/66	Los Angeles	COLTS 17, Rams	3 57,898
11/6/66	Baltimore	COLTS 37, Redskins	10 60,238
11/13/66	Atlanta	COLTS 19, Falcons	7 58,850
11/20/66	Detroit	Lions 20, Colts	14 52,383
11/27/66	Baltimore	Rams 23, Colts	7 60,238
12/4/66	Baltimore	COLTS 21, Bears	16 60,238
12/10/66	Baltimore	Packers 14, Colts	10 60,238
12/18/66	San Francisco	COLTS 30, 49ers	14 40,005
1/8/67	*Miami	COLTS 20, Eagles	14 58,088

828,895

*Colts defeated Philadelphia Eagles to win Playoff Bowl.

Regular Season

1966: Won—9; Lost—5 Colts—314; Opponents—226 Finished 2nd West Conference Coach: Don Shula

Date	Site	Results	Attendance
9/17/67	Baltimore	COLTS 38, Falcons	31 56,715
9/24/67	Philadelphia	COLTS 38, Eagles	6 60,755
10/1/67	Baltimore	COLTS 41, 49ers	7 60,238
10/8/67	Chicago	COLTS 24, Bears	3 47,190
10/15/67	Baltimore	COLTS 24, Rams	24 60,238
10/22/67	Mpls.-St. Paul	COLTS 20, Vikings	20 47,693
10/29/67	Washington	COLTS 17, Redskins	13 50,574
11/5/67	Baltimore	COLTS 13, Packers	10 60,238
11/12/67	Atlanta	COLTS 49, Falcons	7 58,850

1967 (Continued)

Date	Site	Results	Attendance
11/19/67	Baltimore	COLTS 41, Lions	7 60,238
11/26/67	San Francisco	COLTS 26, 49ers	9 44,815
12/3/67	Baltimore	COLTS 23, Cowboys	17 60,238
12/10/67	Baltimore	COLTS 30, Saints	10 60,238
12/17/67	Los Angeles	Rams 34, Colts	10 <u>77,277</u>
			805,297

1967: Won—11; Lost—1; Tied—2 Colts—384; Opponents—164 Tied for 1st Coastal Division of Western Conference Coach: Don Shula

Date	Site	Results	Attendance
9/15/68	Baltimore	COLTS 27, 49ers	10 56,864
9/23/68	Atlanta	COLTS 38, Falcons	20 50,428
9/29/68	Pittsburgh	COLTS 41, Steelers	7 44,480
10/6/68	Baltimore	COLTS 28, Bears	7 60,238
10/13/68	San Francisco	COLTS 42, 49ers	14 32,822
10/20/68	Baltimore	Browns 30, Colts	20 60,238
10/27/68	Baltimore	COLTS 27, Rams	10 60,238
11/2/68	New York	COLTS 26, Giants	0 62,973
11/10/68	Detroit	COLTS 27, Lions	10 55,170
11/17/68	Baltimore	COLTS 27, Cardinals	0 60,238
11/24/68	Baltimore	COLTS 21, Vikings	9 60,238
12/1/68	Baltimore	COLTS 44, Falcons	0 60,238
12/7/68	Green Bay	COLTS 16, Packers	3 50,861
12/15/68	Los Angeles	COLTS 28, Rams	24 69,397
12/22/68	*Baltimore	COLTS 24, Vikings	14 60,238
12/27/68	**Cleveland	COLTS 34, Browns	0 80,628
1/12/69	+Miami	Jets 16, Colts	7 <u>75,377</u>
			784,423

*Colts defeated Minnesota Vikings to win Western Division Championship.

**Colts defeated Cleveland Browns to win NFL Championship.

+New York Jets defeated Colts to win World Championship.

Regular Season

1968: Won—13; Lost—1 Colts—396; Opponents—144 Won Coastal Division Championship Coach: Don Shula

Date	Site	Results	Attendance
9/21/69	Baltimore	Rams 27, Colts	20 56,864
9/28/69	Minnesota	Vikings 52, Colts	14 47,644
10/5/69	Atlanta	COLTS 21, Falcons	14 57,806
10/13/69	Baltimore	COLTS 24, Eagles	20 56,864
10/19/69	New Orleans	COLTS 30, Saints	10 80,636
10/26/69	Baltimore	49ers 24, Colts	21 60,238
11/2/69	Baltimore	COLTS 41, Redskins	17 60,238
11/9/69	Baltimore	COLTS 14, Packers	6 60,238
11/16/69	San Francisco	49ers 20, Colts	17 38,472
11/23/69	Chicago	COLTS 24, Bears	21 45,455
11/30/69	Baltimore	COLTS 13, Falcons	6 60,238
12/7/69	Baltimore	COLTS 17, Lions	17 60,238
12/13/69	Dallas	Cowboys 27, Colts	10 63,191
12/21/69	Los Angeles	COLTS 13, Rams	7 <u>73,336</u>
			821,388

Regular Season

1969: Won—8; Lost—5; Tied—1 Colts—279; Opponents—268 Finished 2nd Coastal Division of Western Conference Coach: Don Shula

Date	Site	Results	Attendance
9/20/70	San Diego	COLTS 16, Chargers	14 47,782
9/28/70	Baltimore	Chiefs 44, Colts	24 53,911
10/4/70	Boston	COLTS 14, Patriots	6 38,235
10/11/70	Houston	COLTS 24, Oilers	20 48,050
10/18/70	New York	COLTS 19, Jets	22 63,301
10/25/70	Baltimore	COLTS 27, Patriots	3 60,240
11/1/70	Baltimore	COLTS 35, Dolphins	0 60,240
11/9/70	Milwaukee	COLTS 13, Packers	10 48,063
11/15/70	Baltimore	COLTS 17, Bills	17 60,240
11/22/70	Miami	Dolphins 34, Colts	17 67,699
11/29/70	Baltimore	COLTS 21, Bears	20 60,240
12/6/70	Baltimore	COLTS 29, Eagles	10 60,240
12/13/70	Buffalo	COLTS 20, Bills	14 34,346
12/19/70	Baltimore	COLTS 35, Jets	20 60,240
12/26/70	*Baltimore	COLTS 17, Bengals	0 51,127
1/3/71	**Baltimore	COLTS 27, Raiders	17 56,368
1/17/71	+Miami	COLTS 16, Cowboys	13 80,055
			950,377

*Colts defeated Cincinnati Bengals (AFC Central Division Champion) in first playoff.

**Colts defeated Oakland Raiders for AFC Championship.

+Colts defeated Dallas Cowboys in Super Bowl to win World Championship.

Regular Season

1970: Won—11; Lost—2; Tied—1 Colts—321; Opponents—234 Won Eastern Division Championship of American Football Conference Coach: Don McCafferty

Date	Site	Results	Attendance
9/19/71	Baltimore	COLTS 22, Jets	0 56,458
9/26/71	Baltimore	Browns 14, Colts	13 56,937
10/3/71	New England	COLTS 23, Patriots	3 61,232
10/10/71	Buffalo	COLTS 43, Bills	0 46,206
10/17/71	New York	COLTS 31, Giants	7 62,860
10/25/71	Minnesota	Vikings 10, Colts	3 49,784
10/31/71	Baltimore	COLTS 34, Steelers	21 60,238
11/8/71	Baltimore	COLTS 24, Rams	17 57,722
11/14/71	New York	COLTS 14, Jets	13 63,947
11/21/71	Miami	Dolphins 17, Colts	14 75,312
11/28/71	Oakland	COLTS 37, Raiders	14 54,689
12/5/71	Baltimore	COLTS 24, Bills	0 58,476
12/11/71	Baltimore	COLTS 14, Dolphins	3 60,238
12/19/71	Baltimore	Patriots 21, Colts	17 57,942
12/26/71	*Cleveland	COLTS 20, Browns	3 74,082
1/2/72	**Miami	Dolphins 21, Colts	0 78,629
			974,995

*Colts defeated Cleveland Browns (AFC Central Division Champion) in First Playoff.

**Miami Dolphins Defeated Colts for AFC Championship.

Regular Season

1971: Won—10; Lost—4 Colts—313; Opponents—140 Finished second in Eastern Division of AFC, qualified for Playoffs as Runnerup. Coach: Don McCafferty

Date	Site	Results	Attendance
9/17/72	Baltimore	Colts 3, Cardinals	10 53,652
9/24/72	Baltimore	Colts 34, Jets	44 56,626
10/1/72	Buffalo	COLTS 17, Bills	0 46,206
10/8/72	Baltimore	Colts 20, Chargers	23 55,459
10/15/72	Baltimore	Colts 0, Cowboys	21 58,998
10/22/72	New York	Colts 20, Jets	24 62,948
10/29/72	Baltimore	Colts 0, Dolphins	23 60,000
11/6/72	New England	COLTS 24, Patriots	17 60,999
11/12/72	San Francisco	Colts 21, 49ers	24 61,214
11/19/72	Cincinnati	COLTS 20, Bengals	19 49,512
11/26/72	Baltimore	COLTS 31, Patriots	0 54,907
12/3/72	Baltimore	COLTS 35, Bills	7 55,390
12/10/72	Kansas City	Colts 10, Chiefs	24 44,175
12/16/72	Miami	Colts 0, Dolphins	16 80,010

800,096

Regular Season

1972: Won—5; Lost—9 Colts—235; Opponents—252. Finished third in Eastern Division of AFC. Coach: Don McCafferty (First 5 games), John Sandusky (last 9 games).

COLTS' 21 Year NFL Totals

(All Games)

Won—164 Lost—111 Tied—5

COLTS' FUTURE OPPONENTS

1974

Buffalo (2)
Miami (2)
New England (2)
New York Jets (2)
Cincinnati
Pittsburgh
Denver
Green Bay
Philadelphia
Atlanta

1975

Buffalo (2)
Miami (2)
New England (2)
New York Jets (2)
Cleveland
Kansas City
Oakland
Chicago
New York Giants
Los Angeles

1976

Buffalo (2)
Miami (2)
New England (2)
New York Jets (2)
Cincinnati
Houston
San Diego
Minnesota
Dallas
St. Louis

1977

Buffalo (2)
Miami (2)
New England (2)
New York Jets (2)
Pittsburgh
Denver
Kansas City
Detroit
Washington
San Francisco

1978

Buffalo (2)
Miami (2)
New England (2)
New York Jets (2)
Cleveland
Houston
Oakland
Philadelphia
Atlanta
New Orleans

COLT PLAYOFF GAMES

NFL CHAMPIONSHIP

DEC. 28, 1958 YANKEE STADIUM

BALTIMORE 23, NEW YORK 17—Quarterback Johnny Unitas took the Colts 80 yards in 13 plays, the last a one-yard carry by Alan Ameche through the right side of the Giant line at 8 minutes, 15 seconds of sudden death overtime. The regulation game ended 17-17 when Baltimore's Steve Myhra booted a 20-yard field goal seconds from the gun. It has been called "the greatest game ever played" and the 64,185 who watched it at Yankee Stadium agree.

Baltimore 0 14 0 3 6-23

New York 3 0 7 7 0-17

NY — FG Summerall 36

Balt — Ameche 2 plunge (Myhra kick)

Balt — Berry 15 pass from Unitas (Myhra kick)

NY — Triplett 1 plunge (Summerall kick)

NY — Gifford 15 pass from Conerly (Summerall kick)

Balt — FG Myhra 20

Balt — Ameche 1 plunge (No conversion attempted)

STAT LEADERS

Passing

Balt — Unitas (26-40-349), 1 TD, 1 INT., L-60

NY — Conerly (10-14-187), 1 TD, 0 INT, 6-67, Heinrich (2-4-13)

Rushing

Balt — Ameche (14-65), Dupre (11-30), Moore (8-23), Unitas (6-20)

NY — Gifford (12-60), Webster (12-24)

Receiving

Balt — Berry (12-178), Moore (6-101), MVT Scheller (3-46)

NY — Rore (2-76), Schnelker (2-63)

NFL CHAMPIONSHIP

DEC. 27, 1959 BALTIMORE MEMORIAL STADIUM

BALTIMORE 31, NEW YORK 16—The Giants led 9-7 after three periods by virtue of three field goals by Pat Summerall, but Baltimore's crack defensive backfield took charge in the final quarter, three times making interceptions that resulted in scores. Colt quarterback Johnny Unitas scored one TD and passed for two before a home crowd of 57,545 in Municipal Stadium.

New York 3 3 3 7-16

Baltimore 7 0 0 24-31

Balt — Moore 59 pass from Unitas (Myhra kick)

NY — FG Summerall 23

NY — FG Summerall 37

NY — FG Summerall 22

Balt — Unitas 4 run (Myhra kick)

Balt — Richardson 12 pass from Unitas (Myhra kick)

Balt — Sample 42 intercepted pass (Myhra kick)

Balt — FG Myhra 25

NY — Schnelker 32 pass from Conerly (Summerall kick)

STAT LEADERS

Passing

Balt — Unitas (18-29-264), 2 TDs, 0 INT. L-59

NY — Conerly (16-35-232), 2 INT. L-48

Rushing

Balt — Ameche (9-31), Sommer (6-15), Pricer (4-14), Moore (4-7)
NY — Gifford (9-50), Triplott (5-37), Webster (8-25)

Receiving

Balt — Moore (3-126), Berry (5-68), Mutscheller (5-40)
NY — Schnelker (9-175), Rore (2-41), King (4-17), Gifford (1-19)

NFL CHAMPIONSHIP

Dec. 27, 1964 Cleveland Stadium

CLEVELAND 27, BALTIMORE 0— Both teams drew blanks in the first half but the Browns nailed down the World's Championship with a 17-point third quarter. Quarterback Frank Ryan and fullback Jim Brown made the Cleveland attack click, as it rolled up 20 first downs to Baltimore's 11 and outgained the Colts, 339 to 171 yards. Ryan completed 11 of 18 passes for 206 yards and three touchdowns—all to end Gary Collins from distances of 18, 42 and 51 yards, while the brilliant Brown bulled for 114 yards on 27 shots as Cleveland controlled the ball. Attendance was 79,544.

Baltimore 0 0 0— 0
Cleveland 0 0 17 10—27

- Cleve — FG Groza 43
- Cleve — Collins 18 pass from Ryan (Groza kick)
- Cleve — Collins 42 pass from Ryan (Groza kick)
- Cleve — Collins 51 pass from Ryan (Groza kick)
- Cleve — FG Groza 3

STAT LEADERS

Passing

Balt — Unitas (12-20-95) 0 TDs, 2 INT, L-23
Cleve — Ryan (11-18-206) 3 TDs, 1 INT, L-51

Rushing

Balt — Moore (9-40), Hill (9-31), Unitas (6-30)
Cleve — Brown (27-114), L-46, Green (10-29)

Receiving

Balt — Berry (3-38), Orr (2-31), Lorick (3-18)
Cleve — Collins (5-130), Brown (3-37), Brewer (2-26)

NFL WESTERN DIVISION PLAYOFF

Dec. 26, 1965 Green Bay Stadium

GREEN BAY 13, BALTIMORE 10— A courageous effort by the undermanned Colts was doomed by a pair of Don Chandler field goals—one with 1:58 remaining from 27 yards to tie the score and a second of 25 yards to conclude 13:39 of "sudden-death" action. The Colts had jumped ahead 7-0, after 21 seconds of play when Don Shinnick scooped up Bill Anderson's fumble and trudged 25 yards to the end zone. They protected their edge tenaciously until the finish as Matte went the route of quarterback, rushing for 57 yards and passing for 40. Bratkowski, subbing for the injured Starr, completed 22 of 39 aerials for 248 yards. The Packers ran 80 plays to the Colts' 59 and led in first downs, 23-9. Attendance was 50,484.

Baltimore 7 3 0 0 0—10
Green Bay 0 0 7 3 3—13

- Balt — Shinnick 25 fumble (Anderson) return (Michaels kick)
- Balt — FG Michaels 15
- GB — Hornung 1 run (Chandler kick)
- GB — FG Chandler 22
- GB — FG Chandler 25

STAT LEADERS

Passing

Balt — Matte (2-12-40), 0 TDs, 0 INT, L-16

GB — Bratkowski (22-39-248) 0 TDs, 2 INT, L-33

Rushing

Balt — Matte (17-57), Hill (16-57), Moore (12-33)

GB — Taylor (23-60), Hornung (10-33), Pitts (3-14)

Receiving

Balt — Mackey (3-25), Moore (2-15)

GB — Anderson (8-78), Dowler (5-50), Hornung (4-42), Dale 3-63)

NFL PLAYOFF

Dec. 22, 1968 Baltimore Memorial Stadium

BALTIMORE 24, MINNESOTA 14—It was a cold, rainy day when the Colts tucked away the Western Conference championship of the National Football League. Just as they had done earlier in the season, the Vikings provided some uncomfortable moments after the Colts managed to obtain a big lead. It wasn't until late in the first half that the Colts were able to nab a 7-0 lead on Morrall's pass to Mitchell after Willie Richardson's diving catch of a 33-yard aerial put the ball at the three. Mackey's touchdown reception and Curtis' 60-yard return of a fumble made it 21-0 after three quarters. Viking quarterback Joe Kapp refused to give up and fired TD passes to Billy Martin and Bill Brown before time ran out on him. Attendance was 60,238.

Minnesota 0 0 0 14-14

Baltimore 0 7 14 3-24

Balt — Mitchell 3 pass from Morrall (Michaels kick)

Balt — Mackey 49 pass from Morrall (Michaels kick)

Balt — Curtis 60 intercepted pass (Michaels kick)

Minn — Martin 1 pass from Kapp (Cox kick)

Balt — FG Michaels 33

Minn — Brown 7 pass from Kapp (Cox kick)

STAT LEADERS

Passing

Balt — Morrall (13-22-280), 2 TDs, 1 INT L-49

Minn — Kapp (26-44-287), 2 TDs, 2 Int.

Rushing

Balt— Matte (14-31), Hill (8-10)

Minn — Kapp (10-52), Brown (10-30)

Receiving

Balt — Richardson (6-148), Mackey (3-92), Orr (2-36)

Minn — Brown (8-82), Washington (5-95), Beasley (5-69)

NFL CHAMPIONSHIP

DEC. 27, 1968 CLEVELAND STADIUM

BALTIMORE 34, CLEVELAND 0—After a scoreless first period, Baltimore's Tom Matte scored two of his record-tying three touchdowns in a 17-point Colts' second quarter. Meanwhile, the capacity crowd of 80,628 at Cleveland Stadium saw the Browns held scoreless for only the second time in the club's history as the Colts registered their fourth shutout of the season.

Baltimore 0 17 7 10—34
Cleveland 0 0 0 0—0

Balt — FG Michaels 28
Balt — Matte 1 run (Michaels kick)
Balt — Matte 12 run (Michaels kick)
Balt — Matte 2 run (Michaels kick)
Balt — FG Michaels 10
Balt — Brown 4 run (Michaels kick)

STAT LEADERS

Passing

Balt — Morrall (11-25-269) 0 TDs, 1 INT, L-38
Clev — Nelson (11-26-132) 0 TDs, 2 INT, L-22 Ryland (2-6-19)

Rushing

Balt — Matte (17-88), L-12 Hill (11-60), T. Brown (5-18)
Clev — Kelly (13-28), Harraway (6-26)

Receiving

Balt — Richardson (3-78), Mackey (2-34), Orr (2-33)
Clev — Morin (3-41), Harraway (4-40), Warfield (2-30)

SUPER BOWL III

JAN. 12, 1969 MIAMI ORANGE BOWL

NEW YORK JETS 16, BALTIMORE 7—At Miami Orange Bowl Stadium, attendance 75,337. Jets' quarterback Joe Namath "guaranteed" victory on the Thursday before the game, then went out and led the AFL to its first Super Bowl victory over a Baltimore team that had lost only once 16 games all season. Namath, chosen the outstanding player, completed 17 of 28 passes for 206 yards and directed a steady attack that dominated the NFL champions after the Jet defense had intercepted Colt quarterback Earl Morrall three times in the first half. The Jets had 337 total yards, including 121 yards rushing by Matt Snell. John Unitas, who had missed most of the season with a sore elbow, came off the bench and led Baltimore to its only touchdown late in the fourth quarter after New York led 16-0.

New York (AFL) 0 7 6 3—16
Baltimore (NFL) 0 0 0 7—7

NY - Snell 4 run (Turner kick)
NY — FG Turner 32
NY — FG Turner 30
NY — FG Turner 9
Balt — Hill 1 run (Michaels kick)

Passing

Balt — Morrall (6-17-71) 0 TDs, 3 INT, L-30
Unitas (11-24-110) 0 TDs, 1 INT, L-21
NYJ - Namath (17-28-206) 0 TD, 0 INT, L-39
Perilli (0-1-0)

Rushing

Balt — Matte (11-116), L-58, Hill (9-29), L-12
NYJ — Snell (30-121), L-12, Boozer (10-29)

Receiving

Balt — Richardson (6-58), Orr (3-42), Mackey (3-35)
NYJ — Saver (8-133), Snell (4-40)

AFC PLAYOFF

Dec. 26, 1970 Baltimore Memorial Stadium

BALTIMORE 17, CINCINNATI 0— Attendance 51,127. John Unitas connected with TD passes to Roy Jefferson and Ed Hinton in the first and fourth quarters and led the Colts into the AFC title game over the Cincinnati Bengals. The Baltimore defense came through on a cold, windy day and limited Cincinnati to 63 yards rushing and 76 yards passing. Norm Bulaich, Colts' rookie rusher, picked up 116 yards on 25 carries. Jim O'Brien, Colts' rookie kicker and leading scorer, connected with a 44-yard FG, missed one from the same distance, and had a 49-yard FG try by Horst Muhlmann, was blocked by Ray May. Mike Curtis, Colts' middle linebacker, made the game's only interception, picking off one of Virgil Carter's fourth-period passes, to set up an eventual final Colt score.

Cincinnati 0 0 0 0— 0
Baltimore 7 3 0 7—17
Balt — Jefferson 45 pass from Unitas (O'Brien kick)
Balt — FG O'Brien 44
Balt — Hinton 53 pass from Unitas (O'Brien kick)

STAT LEADERS

Passing

Balt — Unitas (6-17-145), 2 TDs, 0 INT, L-53
Cin - Carter (7-20-64), 0 TDs, 1 INT, L-29
Wyche (1-1-29) 0 TDs, 0 INT.

Rushing

Balt — Bulaich (25-116), Nowatzke (10-25)
Cin — Robinson (5-25), Phillips (10-12)

Receiving

Balt — Hinton (3-86), Jefferson (2-51)
Cin — Myers (4-66), Phillips (2-12)

AFC CHAMPIONSHIP

JAN 3, 1971 BALTIMORE MEMORIAL STADIUM

BALTIMORE 27, OAKLAND 17—At Memorial Stadium, Baltimore, Md., attendance 56,368. Johnny Unitas' passing and play calling, and the running of rookie Norm Bulaich, powered the Colts to their first AFC Championship. Bulaich scored twice and Unitas picked up 245 yards on 11 completions, with his key one coming in the fourth quarter on a 68-yard touchdown reception by Ray Perkins out of a formation of four wide receivers. George Blanda (who at 43 became the oldest player to perform a title game when he replaced injured Daryle Lamonica in second period) threw TD passes to Fred Biletnikoff and Warren Wells, but was intercepted three times. Ed Hinton caught five passes for Colts for 115 yards.

Oakland 0 3 7 7—17
Baltimore 3 7 10 7—27
Balt — FG O'Brien 16
Balt — Bulaich 2 run (O'Brien kick)

- Oak – FG Blanda 48
- Oak – Biletnikoff 38 pass from Blanda (Blanda kick)
- Balt – FG O'Brien 23
- Balt – Bulaich 11 run (O'Brien kick)
- Oak – Wells 15 pass from Blanda (Blanda kick)
- Balt – Perkins 68 pass from Unitas (O'Brien kick)

Passing

- Balt – Unitas (11-30-245), 1 TD, 0 INT, L-68
- Oak – Lamonica (1-4-6), 0 TD, 0 INT
- Blancha (17-32-271), 2 TDs, 3 INT, L-38

Rushing

- Balt – Bulaich (22-71), Nowatzke (8-32)
- Oak – Dixon (10-51), C. Smith (9-44)

Receiving

- Balt – Hinton (5-115), Perkins (2-80), Jefferson (3-36)
- Oak – Wells (5-108), Belitnikoff (5-92)

SUPER BOWL V

JAN. 17, 1971 MIAMI ORANGE BOWL

BALTIMORE 16, DALLAS 13— At Miami Orange Bowl Stadium, attendance 80,055. Colts' rookie Jim O'Brien climaxed one of the zaniest professional football games ever played by lofting a 32-yard field goal through the Orange Bowl uprights with five seconds left in regulation time to give Baltimore 16-13 Super Bowl win. The brutal defensive struggle resulted in 11 turnovers, which prevented a fluid, artistic performance but contributed to the drama of the contest. Dallas nearly put the game away early in the third period when, leading 13-6, the Cowboys recovered Jim Duncan's fumble on the 2nd half kickoff and zipped to the Colts' two in five plays. Duane Thomas, however, fumbled on the next play. Rick Volk provided Baltimore with the opportunity to tie halfway through the fourth period when he intercepted Craig Morton on the Dallas 33 and returned it to the three. Tom Nowatzke punctured into the end zone and after O'Brien's PAT it was 13-13. Mike Curtis intercepted another Morton pass on the Dallas 41 in the final minute and ran it back to the 28. The Colts topped the clock with nine seconds left in the game and O'Brien made history. Morton's desperation pass on the final play of the game was intercepted by Jerry Logan.

Baltimore (AFC)	0	6	0	10-16
Dallas (NFC)	3	10	0	0-13

- Dall – FG Clark 14
- Dall – FG Clark 30
- Balt – Mackey 75 pass from Unitas (O'Brien kick blocked)
- Dall – Thomas 7 pass from Morton (Clark kick)
- Balt – Nowatzke 2 run (O'Brien kick)
- Balt – FG O'Brien 32

Passing

- Balt – Unitas (3-8-88), 1 TD, 2 INT, L-75
- Morrall (7-15-147), 1 INT, L-65, Havrilak (1-1-25)
- Dallas – Morton (12-26-127), 1 TD, 3 INT, L-41

Rushing

Balt — Nowatzke (10-33), Bulaich (18-28)
 Dallas — Garrison (12-65), Thomas (18-37)

Receiving

Balt — Jefferson (3-52), Mackey (2-80)
 Dallas — Reeves (5-46), Thomas (4-21)

AFC PLAYOFF

Dec. 26, 1971 Cleveland Stadium

BALTIMORE 20, CLEVELAND 3—Attendance 74,082. Don Nottingham, playing for the injured Norm Bulaich, scored two TDs and rushed for 92 yards, while Baltimore's strong defense dominated play in a 20-3 Colt victory over the Cleveland Browns that sent Baltimore into the AFC finals. Jim O'Brien added two field goals for the Colts and Don Cockroft, who had two kicks blocked by Bubba Smith produced the Brown's only points. Rick Volk intercepted two of Bill Nelsen's passes and Charlie Stukes picked off a third. John Unitas went all the way, blending the strong running of Nottingham with passes to his favorite target, tight end Tom Mitchell, who caught 5 for 73 yards.

Baltimore	0	14	3	3-20
Cleveland	0	0	3	0-3

Balt — Nottingham 1 run (O'Brien kick)
 Balt — Nottingham 7 run (O'Brien kick)
 Cle — FG Cockroft 14
 Balt — FG O'Brien 42
 Balt — FG O'Brien 15

STAT LEADERS

Passing

Balt — Unitas (13-21-143), 0 TDs, 1 INT, L-26
 Cleve — Nelsen (9-21-104), 0 TDs, 3 INT, L-39
 Phipps (3-6-27), 0 TDs, 0 INT, L-13

Rushing

Balt — Nottingham (23-92), Matte (16-26)
 Cleve — Kelly (14-49), Scott (8-25)

Receiving

Balt — Mitchell (5-73), Matte (3-22), Hinton (2-30)
 Cleve — Scott (5-41), Kelly (4-24)

AFC CHAMPIONSHIP

JAN. 2, 1972 MIAMI ORANGE BOWL

MIAMI 21, BALTIMORE 0—At Orange Bowl, attendance 75,629. The Colts, playing without their starting running backs Norm Bulaich and Tom Matte, still managed to compile 302 total yards to Miami's 286 but were damaged by the Dolphins' big plays — Bob Griese to Paul Warfield 75-yard pass for TD in first period and Dick Anderson's 62-yard interception return for a TD in the third quarter. Larry Csonka carried five yards for fourth quarter touchdown for Miami. John Unitas completed 20 of 36 passes for 224 yards but Colts were shutout for the first time since Dec. 5, 1965 (0-13 by Chicago Bears). Another big play for Miami was stopping Colts fourth and one attempt of Dolphins' nine-yard line when lead was 7-0.

Baltimore 0 0 0 0— 0

Miami 7 0 7 7—21

Mia — Warfield 75 pass from Griese (Yepremian kick)

Mia — Anderson 62 interception return (Yepremian kick)

Mia — Csonka 5 run (Yepremian kick)

Passing

BALT — Unitas (20-36-224) 0 TDs, 3 INT, L-27

MIA — Griese (4-8-158) 1 TD, 1 INT, L-75

Rushing

BALT — McCauley (15-50), Nottingham (11-33)

MIA — Kiick (18-66), Csonka (15-63)

Receiving

BALT — Hinton (6-98), Nottingham (4-26)

MIA — Warfield (2-125), Twilley (2-33)



COLT 1972 HIGH SPOTS

"LONGEST" of 1972

Run from Scrimmage: 86 Don McCauley vs. Bengals, 11-19

Pass Play: 63 John Unitas to Ed Hinton (TD) vs. Bills, 12-3

Kickoff Return: 93 TD Don McCauley vs. Jets, 9-24

Punt Return: 42 Bruce Laird vs. Jets, 10-22

Interception Return: 57 Ray May vs. Dolphins, 10-29

Field Goal: 42 Jim O'Brien vs. Cardinals, 9-17

Punt: 60 David Lee vs. Cardinals, 9-17 and vs. Chargers, 10-8

BEST DAYS OF 1972 (Individual)

Rushing: 112, Don McCauley vs. Jets, 10-22

Passing: 367, John Unitas (26-45) vs. Jets, 9-24

Receiving: 136, Sam Havrilak vs. 49ers (6 catches), 11-12

Interceptions: 2, Mike Curtis vs. Chargers, 10-8

Ted Hendricks vs. Bills, 10-1

BEST DAYS OF 1972 (Team)

Total Offense: 412 yards vs. Jets, 9-24

Passing: 376 yards vs. Jets, 9-24

Rushing: 179 yards vs. Jets, 10-22

Scoring: 35-7 over Bills (5 TD), 12-3

Total Defense: 122 yards vs. Cardinals, 9-17

Rushing Defense: 34 yards vs. Cardinals, 9-17

Passing Defense: 75 yards (net) vs. Patriots, 11-26

88 yards (net) vs. Cardinals, 9-17

87 yards (net) vs. Dolphins, 10-29

Scoring Defense: 17-0 over Bills, 10-1

31-0 over Patriots, 11-26

COLTS vs. FOES

vs. CHICAGO BEARS

Baltimore—Won 19, Lost 13

1953-13	Chicago9	W
1953-16	Chicago14	W
1954-9	Chicago28	L
1954-13	Chicago28	L
1955-23	Chicago17	W
1955-10	Chicago38	L
1956-28	Chicago21	W
1956-27	Chicago58	L
1957-21	Chicago10	W
1957-29	Chicago14	W
1958-51	Chicago38	W
1958-17	Chicago0	W
1959-21	Chicago26	L
1959-21	Chicago7	W
1960-42	Chicago7	W
1960-24	Chicago20	W
1961-10	Chicago24	L
1961-20	Chicago21	L
1962-15	Chicago35	L
1962-0	Chicago57	L
1963-3	Chicago10	L
1963-7	Chicago17	L
1964-52	Chicago0	W
1964-40	Chicago24	W
1965-26	Chicago21	W
1965-0	Chicago13	L
1966-17	Chicago27	L
1966-21	Chicago16	W
1967-24	Chicago3	W
1968-28	Chicago7	W
1969-24	Chicago21	W
1970-21	Chicago20	W

vs. DETROIT LIONS

**Baltimore—Won 14, Lost 16,
Tied 2**

1950-21	Detroit45	L
1953-17	Detroit27	L
1953-7	Detroit17	L
1954-0	Detroit35	L
1954-3	Detroit27	L
1955-28	Detroit13	W
1955-14	Detroit24	L
1956-14	Detroit31	L
1956-3	Detroit27	L
1957-34	Detroit14	W
1957-27	Detroit31	L
1958-28	Detroit15	W
1958-40	Detroit14	W
1959-21	Detroit9	W
1959-31	Detroit24	W
1960-17	Detroit30	L
1960-15	Detroit20	L
1961-15	Detroit16	L
1961-17	Detroit14	W
1962-20	Detroit29	L
1962-14	Detroit21	L
1963-25	Detroit21	W
1963-24	Detroit21	W
1964-34	Detroit0	W
1964-14	Detroit31	L
1965-31	Detroit7	W
1965-24	Detroit24	T
1966-45	Detroit14	W
1966-14	Detroit20	L
1967-41	Detroit7	W
1968-27	Detroit10	W
1969-17	Detroit17	T

vs. NEW YORK YANKS

Baltimore—Won 0, Lost 1

1950-14	N.Y. Yanks51	L
---------	------------	-----------	-----	---

vs. CHICAGO CARDINALS

Baltimore—Won 0, Lost 1

1950-13	Chicago55	L
---------	---------	-----------	-----	---

vs. PITTSBURGH STEELERS

Baltimore—Won 2, Lost 2

1950-7	Pittsburgh17	L
1957-13	Pittsburgh19	L
1968-41	Pittsburgh7	W
1971-34	Pittsburgh21	W

vs. ST. LOUIS CARDINALS

Baltimore—Won 3, Lost 1

1961-16	St. Louis0	W
1964-47	St. Louis27	W
1968-27	St. Louis0	W
1972-3	St. Louis10	L

vs. CLEVELAND BROWNS
Baltimore—Won 4, Lost 5

1950—0	Cleveland	31	L
1956—21	Cleveland	7	W
1959—31	Cleveland	38	L
1962—36	Cleveland	14	W
1964—0	Cleveland	27	L*
1968—20	Cleveland	30	L
1968—34	Cleveland	0	W*
1971—13	Cleveland	14	L
1971—20	Cleveland	3	W*

vs. KANSAS CITY

Baltimore—Won 0, Lost 2

1970—24	Kansas City	44	L
1972—10	Kansas City	24	L

vs. SAN FRANCISCO 49ers
Baltimore—Won 21, Lost 15

1950—14	San Francisco	17	L
1953—21	San Francisco	38	L
1953—14	San Francisco	45	L
1954—17	San Francisco	13	W
1954—7	San Francisco	10	L
1955—26	San Francisco	14	W
1955—24	San Francisco	35	L
1956—17	San Francisco	20	L
1956—17	San Francisco	30	L
1957—27	San Francisco	21	W
1957—13	San Francisco	17	L
1958—35	San Francisco	27	W
1958—12	San Francisco	21	L
1959—45	San Francisco	14	W
1959—34	San Francisco	14	W
1960—22	San Francisco	30	L
1960—10	San Francisco	34	L
1961—20	San Francisco	17	W
1961—27	San Francisco	24	W
1962—13	San Francisco	21	L
1962—22	San Francisco	3	W
1963—20	San Francisco	14	W
1963—20	San Francisco	3	W
1964—37	San Francisco	7	W
1964—14	San Francisco	3	W
1965—27	San Francisco	24	W
1965—34	San Francisco	28	W
1966—36	San Francisco	14	W
1966—30	San Francisco	14	W
1967—41	San Francisco	9	W
1967—26	San Francisco	9	W
1968—27	San Francisco	10	W
1968—44	San Francisco	11	W
1969—21	San Francisco	24	L
1969—17	San Francisco	20	L
1972—21	San Francisco	24	L

vs. ATLANTA FALCONS
Baltimore—Won 7, Lost 0

1966—19	Atlanta	7	W
1967—38	Atlanta	31	W
1967—49	Atlanta	7	W
1968—28	Atlanta	20	W
1968—44	Atlanta	0	W
1969—21	Atlanta	14	W
1969—13	Atlanta	6	W

vs. HOUSTON

Baltimore—Won 1, Lost 0

1970—24	Houston	20	W
---------	---------	----	---

vs. LOS ANGELES RAMS
Baltimore—Won 20, Lost 14,
Tied 2

1950—27	Los Angeles	70	L
1953—13	Los Angeles	21	L
1953—2	Los Angeles	45	L
1954—0	Los Angeles	48	L
1954—22	Los Angeles	21	W
1955—17	Los Angeles	17	T
1955—14	Los Angeles	20	L
1956—56	Los Angeles	21	W
1956—7	Los Angeles	31	L
1957—31	Los Angeles	14	W
1957—21	Los Angeles	37	L
1958—34	Los Angeles	7	W
1958—28	Los Angeles	30	L
1959—35	Los Angeles	21	W
1959—45	Los Angeles	26	W
1960—31	Los Angeles	17	W
1960—3	Los Angeles	10	L
1961—27	Los Angeles	24	W
1961—17	Los Angeles	34	L
1962—30	Los Angeles	27	W
1962—14	Los Angeles	2	W
1963—16	Los Angeles	17	L
1963—19	Los Angeles	16	W
1964—35	Los Angeles	20	W
1964—24	Los Angeles	7	W
1965—35	Los Angeles	20	W
1965—20	Los Angeles	17	W
1966—17	Los Angeles	3	W
1966—7	Los Angeles	24	L
1967—24	Los Angeles	24	T
1967—10	Los Angeles	34	L
1968—27	Los Angeles	10	W
1968—28	Los Angeles	24	W
1969—20	Los Angeles	27	L
1969—13	Los Angeles	7	W
1971—24	Los Angeles	17	W

vs. NEW ENGLAND
 Baltimore—Won 5, Lost 1

1970-14	Boston	.6	W
1970-27	Boston	.3	W
1971-23	New England	.3	W
1971-17	New England	.21	L
1972-24	New England	.17	W
1972-31	New England	.0	W

vs. NEW YORK JETS
 Baltimore—Won 4, Lost 3

1968-7	New York	.16	L*
1970-29	New York	.22	W
1970-35	New York	.20	W
1971-22	New York	.0	W
1971-14	New York	.13	W
1972-34	New York	.44	L
1972-20	New York	.24	L

vs. MIAMI
 Baltimore—Won 2, Lost 5

1970-35	Miami	.0	W
1970-17	Miami	.34	L
1971-14	Miami	.17	L
1971-14	Miami	.3	W
1971-0	Miami	.21	L*
1972-0	Miami	.23	L
1972-0	Miami	.16	L

vs. BUFFALO
 Baltimore—Won 5, Lost 0
 Tied 1

1970-17	Buffalo	.17	T
1970-20	Buffalo	.14	W
1971-43	Buffalo	.0	W
1971-24	Buffalo	.0	W
1972-17	Buffalo	.0	W
1972-35	Buffalo	.7	W

vs. CINCINNATI
 Baltimore—Won 2, Lost 0

1970-17	Cincinnati	.0	W*
1972-20	Cincinnati	.19	W

vs. OAKLAND
 Baltimore—Won 2, Lost 0

1970-27	Oakland	.17	W*
1971-37	Oakland	.14	W

vs. MINNESOTA VIKINGS
 Baltimore—Won 12, Lost 4
 Tied 1

1961-34	Minnesota	.33	W
1961-20	Minnesota	.28	L
1962-34	Minnesota	.7	W
1962-42	Minnesota	.17	W
1963-37	Minnesota	.34	W
1963-41	Minnesota	.10	W
1964-24	Minnesota	.34	L
1964-17	Minnesota	.14	W
1965-35	Minnesota	.16	W
1965-41	Minnesota	.21	W
1966-38	Minnesota	.23	W
1966-20	Minnesota	.17	W
1967-20	Minnesota	.20	T
1968-21	Minnesota	.9	W
1968-24	Minnesota	.14	W*
1969-14	Minnesota	.52	L
1971-3	Minnesota	.10	L

vs. NEW YORK GIANTS
 Baltimore—Won 5, Lost 4

1950-20	New York	.55	L
1954-20	New York	.14	W
1955-7	New York	.17	L
1958-21	New York	.24	L
1958-23	New York	.17	W*
1959-31	New York	.16	W*
1963-28	New York	.37	L
1968-26	New York	.0	W
1971-31	New York	.7	W

vs. SAN DIEGO
 Baltimore—Won 1, Lost 1

1970-16	San Diego	.14	W
1972-20	San Diego	.23	L

vs. GREEN BAY PACKERS

Baltimore—Won 16, Lost 17

1950-41	Green Bay21	W
1953-14	Green Bay37	L
1953-24	Green Bay35	L
1954-6	Green Bay7	L
1954-13	Green Bay24	L
1955-14	Green Bay10	W
1955-24	Green Bay20	W
1956-33	Green Bay38	L
1956-28	Green Bay21	W
1957-45	Green Bay17	W
1957-21	Green Bay24	L
1958-24	Green Bay17	W
1958-56	Green Bay0	W
1959-38	Green Bay21	W
1959-28	Green Bay24	W
1960-21	Green Bay35	L
1960-38	Green Bay24	W
1961-7	Green Bay45	L
1961-45	Green Bay21	W
1962-6	Green Bay17	L
1962-13	Green Bay17	L
1963-20	Green Bay31	L
1963-20	Green Bay34	L
1964-21	Green Bay20	W
1964-24	Green Bay21	W
1965-17	Green Bay20	L
1965-27	Green Bay42	L
1965-10	Green Bay13	L*
1966-3	Green Bay24	L
1966-10	Green Bay14	L
1967-13	Green Bay10	W
1968-16	Green Bay3	W
1969-14	Green Bay6	W
1970-13	Green Bay10	W

vs. PHILADELPHIA EAGLES

Baltimore—Won 5, Lost 2

1950-14	Philadelphia24	I
1953-14	Philadelphia45	L
1965-34	Philadelphia24	W

1966-20	Philadelphia14	W*
1967-38	Philadelphia6	W
1969-24	Philadelphia20	W
1970-29	Philadelphia10	W

vs. WASHINGTON REDSKINS

Baltimore—Won 13, Lost 5

1950-14	Washington38	L
1950-28	Washington38	L
1953-27	Washington17	W
1954-21	Washington24	L
1955-13	Washington14	L
1956-19	Washington17	W
1957-21	Washington17	W
1958-35	Washington10	W
1959-24	Washington27	L
1960-20	Washington0	W
1961-27	Washington6	W
1962-34	Washington21	W
1963-36	Washington20	W
1964-45	Washington17	W
1965-38	Washington7	W
1966-37	Washington10	W
1967-17	Washington13	W
1969-41	Washington17	W

vs. NEW ORLEANS SAINTS

Baltimore—Won 2, Lost 0

1967-30	New Orleans10	W
1969-30	New Orleans10	W

vs. DALLAS COWBOYS

Baltimore—Won 4, Lost 2

1960-45	Dallas7	W
1965-35	Dallas3	W*
1967-23	Dallas17	W
1969-10	Dallas27	L
1970-16	Dallas13	W*
1972-0	Dallas21	L

*Post Season Games



National Football League Standings
Since Baltimore Entered League in 1950

1950

National Conference

American Conference

	W	L	T	Pct.
Los Angeles	9	3	0	.750
Chicago Bears	9	3	0	.750
N.Y. Yanks	7	5	0	.583
Detroit	6	6	0	.500
Green Bay	3	9	0	.250
San Francisco	3	9	0	.250
Baltimore	1	11	0	.083

	W	L	T	Pct.
Cleveland	10	2	0	.833
N.Y. Giants	10	2	0	.833
Philadelphia	6	6	0	.500
Pittsburgh	6	6	0	.500
Chicago Cardinals	5	7	0	.417
Washington	3	9	0	.250

American Conference Playoff — Cleveland 8, New York Giants 3.

National Conference Playoff — Los Angeles 24, Chicago Bears 14.

World Championship Game — Cleveland 30, Los Angeles 28, at Cleveland.

1951

National Conference

American Conference

	W	L	T	Pct.
Los Angeles	8	4	0	.667
Detroit	7	4	1	.636
San Francisco	7	4	1	.636
Chicago Bears	7	5	0	.583
Green Bay	3	9	0	.250
N.Y. Yanks	1	9	2	.100

	W	L	T	Pct.
Cleveland	11	1	0	.917
N.Y. Giants	9	2	1	.818
Washington	5	7	0	.417
Pittsburgh	4	7	1	.364
Philadelphia	4	8	0	.333
Chicago Cardinals	3	9	0	.250

World Championship Game — Los Angeles 24, Cleveland 17, at L.A.

1952

National Conference

American Conference

	W	L	T	Pct.
Detroit	9	3	0	.750
Los Angeles	9	3	0	.750
San Francisco	7	4	0	.583
Green Bay	6	6	0	.500
Chicago Bears	5	7	0	.417
Dallas	1	11	0	.083

	W	L	T	Pct.
Cleveland	8	4	0	.667
Philadelphia	7	5	0	.583
N.Y. Giants	7	5	0	.583
Pittsburgh	5	7	0	.417
Chicago Cardinals	4	8	0	.333
Washington	4	8	0	.333

National Conference Playoff — Detroit 31, Los Angeles 21.

World Championship Game — Detroit 17, Cleveland 7, at Cleveland.

1953

Western Conference

Eastern Conference

	W	L	T	Pct.
Detroit	10	2	0	.833
San Francisco	9	3	0	.750
Los Angeles	8	3	1	.727
Chicago Bears	3	8	1	.263
Baltimore	3	9	0	.250
Green Bay	2	9	1	.182

	W	L	T	Pct.
Cleveland	11	1	0	.917
Philadelphia	7	4	1	.636
Washington	6	5	1	.545
Pittsburgh	6	6	0	.500
N.Y. Giants	3	9	0	.250
Chicago Cardinals	1	10	1	.091

World Championship Game — Detroit 17, Cleveland 16, at Detroit.

1954

Western Conference

Eastern Conference

	W	L	T	Pct.		W	L	T	Pct.
Detroit	9	2	1	.818	Cleveland	9	3	0	.750
Chicago Bears	8	4	0	.667	Philadelphia	7	4	1	.636
San Francisco	7	4	1	.636	N.Y. Giants	7	5	0	.583
Los Angeles	6	5	1	.545	Pittsburgh	5	7	0	.417
Green Bay	4	8	0	.333	Washington	3	9	0	.250
Baltimore	3	9	0	.250	Chicago Cardinals	2	10	0	.167

World Championship Game — Cleveland 56, Detroit 10, at Cleveland.

1955

Western Conference

Eastern Conference

	W	L	T	Pct.		W	L	T	Pct.
Los Angeles	8	3	1	.727	Cleveland	9	2	1	.818
Chicago Bears	8	4	0	.667	Washington	8	4	0	.667
Green Bay	6	6	0	.500	N.Y. Giants	6	5	1	.545
Baltimore	5	6	1	.455	Philadelphia	4	7	1	.364
San Francisco	4	8	0	.333	Chicago Cardinals	4	7	1	.364
Detroit	3	9	0	.250	Pittsburgh	4	8	0	.333

World Championship Game — Cleveland 38, Los Angeles 14, at L.A.

1956

Western Conference

Eastern Conference

	W	L	T	Pct.		W	L	T	Pct.
Chicago Bears	9	2	1	.818	N.Y. Giants	8	3	1	.727
Detroit	9	3	0	.750	Chicago Cardinals	7	5	0	.583
San Francisco	5	6	1	.455	Washington	6	6	0	.500
Baltimore	5	7	0	.417	Cleveland	5	7	0	.417
Green Bay	4	8	0	.333	Pittsburgh	5	7	0	.417
Los Angeles	4	8	0	.333	Philadelphia	3	8	1	.273

World Championship Game — N.Y. Giants 47, Chicago Bears 7, at N.Y.

1957

Western Conference

Eastern Conference

	W	L	T	Pct.		W	L	T	Pct.
Detroit	8	4	0	.667	Cleveland	9	2	1	.818
San Francisco	8	4	0	.667	N.Y. Giants	7	5	0	.583
Baltimore	7	5	0	.583	Pittsburgh	6	6	0	.500
Los Angeles	6	6	0	.500	Washington	5	6	1	.455
Chicago Bears	5	7	0	.417	Philadelphia	4	8	0	.333
Green Bay	3	9	0	.250	Chicago Cardinals	3	9	0	.250

Western Conference Playoff — Detroit 31, San Francisco 27, at San Francisco.

World Championship Game — Detroit 59, Cleveland 14, at Detroit.

1958

Western Conference

Eastern Conference

	W	L	T	Pct.		W	L	T	Pct.
Baltimore	9	3	0	0.750	N.Y. Giants	9	3	0	0.750
Chicago Bears	8	4	0	0.667	Cleveland	9	3	0	0.750
Los Angeles	8	4	0	0.667	Pittsburgh	7	4	1	0.636
San Francisco	6	6	0	0.500	Washington	4	7	1	0.364
Detroit	4	7	1	0.364	Chicago Cardinals	2	9	1	0.182
Green Bay	1	10	1	0.091	Philadelphia	2	9	1	0.182

Eastern Conference Playoff – N.Y. Giants 10, Cleveland 0, at New York.
 World Championship Game – Baltimore 23, N.Y. Giants 17, at N.Y.
 (sudden death).

1959

Western Conference

Eastern Conference

	W	L	T	Pct.		W	L	T	Pct.
Baltimore	9	3	0	0.750	N.Y. Giants	10	2	0	0.833
Chicago Bears	8	4	0	0.667	Cleveland	7	5	0	0.583
Green Bay	7	5	0	0.583	Philadelphia	7	5	0	0.583
San Francisco	7	5	0	0.583	Pittsburgh	6	5	1	0.545
Detroit	3	8	1	0.273	Washington	3	9	0	0.250
Los Angeles	2	10	0	0.167	Chicago Cardinals	2	10	0	0.167

World Championship Game – Baltimore 31, N.Y. Giants 16, at Baltimore.

1960

Western Conference

Eastern Conference

	W	L	T	Pct.		W	L	T	Pct.
Green Bay	8	4	0	0.667	Philadelphia	10	2	0	0.833
Detroit	7	5	0	0.583	Cleveland	8	3	1	0.727
San Francisco	7	5	0	0.583	N.Y. Giants	6	4	2	0.600
Baltimore	6	6	0	0.500	St. Louis Cardinals	6	5	1	0.545
Chicago Bears	5	6	1	0.455	Pittsburgh	5	6	1	0.455
Los Angeles	4	7	1	0.364	Washington	1	9	2	0.100
Dallas	0	11	1	0.000					

Playoff Bowl – Detroit 17, Cleveland 16, at Miami.

NFL Championship Game – Philadelphia 17, Green Bay 13, at Philadelphia.

AFL Championship Game – Houston 24, Los Angeles 16, at Houston.

1961

Western Conference

Eastern Conference

	W	L	T	Pct.		W	L	T	Pct.
Green Bay	11	3	0	0.786	N.Y. Giants	10	3	1	0.769
Detroit	8	5	1	0.615	Philadelphia	10	4	0	0.714
Baltimore	8	6	0	0.571	Cleveland	8	5	1	0.615
Chicago Bears	8	6	0	0.571	St. Louis Cardinals	7	7	0	0.500
San Francisco	7	6	1	0.538	Pittsburgh	6	8	0	0.429
Los Angeles	4	10	0	0.286	Dallas	4	9	1	0.308
Minnesota	3	11	0	0.214	Washington	1	12	1	0.077

Playoff Bowl – Detroit 38, Philadelphia 10, at Miami.

NFL Championship Game – Green Bay 37, N.Y. Giants 0, at Green Bay.

AFL Championship Game – Houston 10, San Diego 3, at San Diego.

1962

Western Conference

Eastern Conference

	W	L	T	Pct.		W	L	T	Pct.
Green Bay	13	1	0	.929	N.Y. Giants	12	2	0	.857
Detroit	11	3	0	.786	Pittsburgh	9	5	0	.643
Chicago Bears	9	5	0	.643	Cleveland	7	6	1	.538
Baltimore	7	7	0	.500	Washington	5	7	2	.417
San Francisco	6	8	0	.429	Dallas	5	8	1	.385
Minnesota	2	11	1	.154	St. Louis Cardinals	4	9	1	.308
Los Angeles	1	12	1	.077	Philadelphia	3	10	1	.231

Playoff Bowl — Detroit 17, Pittsburgh 10, at Miami.

NFL Championship Game — Green Bay 16, N.Y. Giants 7, at N.Y.

AFL Championship Game — Dallas 20, Houston 17, at Houston (sudden death).

1963

Western Conference

Eastern Conference

	W	L	T	Pct.		W	L	T	Pct.
Chicago Bears	11	1	2	.917	N.Y. Giants	11	3	0	.786
Green Bay	11	2	1	.846	Cleveland	10	4	0	.714
Baltimore	8	6	0	.517	St. Louis Cardinals	9	5	0	.643
Detroit	5	8	1	.385	Pittsburgh	7	4	3	.636
Minnesota	5	8	1	.385	Dallas	4	10	0	.286
Los Angeles	5	9	0	.357	Washington	3	11	0	.214
San Francisco	2	12	0	.143	Philadelphia	2	10	2	.167

Playoff Bowl — Green Bay 40, Cleveland 23, at Miami.

NFL Championship — Chicago 14, N.Y. Giants 10, at Chicago.

AFL Championship — San Diego 51, Boston 10, at San Diego.

1964

Western Conference

Eastern Conference

	W	L	T	Pct.		W	L	T	Pct.
Baltimore	12	2	0	.857	Cleveland	10	3	1	.769
Green Bay	8	5	1	.615	St. Louis Cardinals	9	3	2	.750
Minnesota	8	5	1	.615	Philadelphia	6	8	0	.429
Detroit	7	5	2	.583	Washington	6	8	0	.429
Los Angeles	5	7	2	.417	Dallas	5	8	1	.385
Chicago Bears	5	9	0	.357	Pittsburgh	5	9	0	.357
San Francisco	4	10	0	.286	N.Y. Giants	2	10	2	.167

Playoff Bowl — St. Louis 24, Green Bay 17, at Miami.

NFL Championship Game — Cleveland 27, **Baltimore 0**, at Cleveland.

AFL Championship Game — Buffalo 20, San Diego 7, at Buffalo.

1965

Western Conference

Eastern Conference

	W	L	T	Pct.		W	L	T	Pct.
Green Bay	10	3	1	.769	Cleveland	11	3	0	.786
Baltimore	10	3	1	.769	Dallas	7	7	0	.500
Chicago Bears	9	5	0	.643	N.Y. Giants	7	7	0	.500
San Francisco	7	6	1	.538	Washington	6	8	0	.429
Minnesota	7	7	0	.500	Philadelphia	5	9	0	.357
Detroit	6	7	1	.462	St. Louis Cardinals	5	9	0	.357
Los Angeles	4	10	0	.286	Pittsburgh	2	12	0	.143

Western Conference Playoff — Green Bay 13, **Baltimore 10**, at Green Bay (sudden death).

Playoff Bowl — **Baltimore 35**, Dallas 3, at Miami.

NFL Championship Game — Green Bay 23, Cleveland 12, at Green Bay.

AFL Championship Game — Buffalo 23, San Diego 0, at San Diego.

1966

Western Conference

Eastern Conference

	W	L	T	Pct.		W	L	T	Pct.
Green Bay	12	2	0	.857	Dallas	10	3	1	.769
Baltimore	9	5	0	.643	Cleveland	9	5	0	.643
Los Angeles	8	6	0	.571	Philadelphia	9	5	0	.643
San Francisco	6	6	2	.500	St. Louis	8	5	1	.615
Chicago	5	7	2	.417	Washington	7	7	0	.500
Detroit	4	9	1	.308	Pittsburgh	5	8	1	.385
Minnesota	4	9	1	.308	Atlanta	3	11	0	.214
					New York	1	12	1	.077

Playoff Bowl — Baltimore 20, Philadelphia 14, at Miami.

NFL Championship Game — Green Bay 34, Dallas 27, at Dallas.

AFL Championship Game — Kansas City 31, Buffalo 7, at Buffalo.

Super Bowl — Green Bay (NFL) 35, Kansas City (AFL) 10, at Los Angeles.

1967

Western Conference

Eastern Conference

Coastal Division

Century Division

	W	L	T	Pct.		W	L	T	Pct.
Los Angeles	11	1	2	.917	Cleveland	9	5	0	.643
Baltimore	11	1	2	.917	New York	7	7	0	.500
San Francisco	7	7	0	.500	St. Louis	6	7	1	.462
Atlanta	1	12	1	.077	Pittsburgh	4	9	1	.308

Central Division

Capitol Division

	W	L	T	Pct.		W	L	T	Pct.
Green Bay	9	4	1	.692	Dallas	9	5	0	.643
Chicago	7	6	1	.538	Philadelphia	6	7	1	.462
Detroit	5	7	2	.417	Washington	5	6	3	.455
Minnesota	3	8	3	.273	New Orleans	3	11	0	.214

NFL Championship Game — Green Bay 21, Dallas 17, at Green Bay.

AFL Championship Game — Oakland 40, Houston 7, at Oakland.

Super Bowl — Green Bay (NFL) 33, Oakland (AFL) 14, at Miami.

1968

Western Conference

Eastern Conference

Coastal Division

Century Division

	W	L	T	Pct.		W	L	T	Pct.
Baltimore	13	1	0	.929	Cleveland	10	4	0	.714
Los Angeles	10	3	1	.769	St. Louis	9	4	1	.692
San Francisco	7	6	1	.538	New Orleans	4	9	1	.308
Atlanta	2	12	0	.143	Pittsburgh	2	11	1	.154

Central Division

Capitol Division

	W	L	T	Pct.		W	L	T	Pct.
Minnesota	8	6	0	.571	Dallas	12	2	0	.857
Chicago	7	7	0	.500	New York	7	7	0	.500
Green Bay	6	7	1	.462	Washington	5	9	0	.357
Detroit	4	8	2	.333	Philadelphia	2	12	0	.143

NFL Playoff — Baltimore 24, Minnesota 14, at Baltimore.

NFL Championship Game — Baltimore 34, Cleveland 0, at Cleveland.

AFL Championship Game — New York 27, Oakland 23, at New York.

Super Bowl — New York (AFL) 16, Baltimore (NFL) 7, at Miami.

1969

Western Conference

Eastern Conference

Coastal Division

Century Division

	W	L	T	Pct.
Los Angeles	11	3	0	.785
Baltimore	8	5	1	.615
Atlanta	6	8	0	.429
San Francisco	4	8	2	.333

	W	L	T	Pct.
Cleveland	10	3	1	.769
New York	6	8	0	.429
St. Louis	4	9	1	.308
Pittsburgh	1	13	0	.071

Central Division

Capitol Division

	W	L	T	Pct.
Minnesota	12	2	0	.857
Detroit	9	4	1	.692
Green Bay	8	6	0	.571
Chicago	1	13	0	.071

	W	L	T	Pct.
Dallas	11	2	1	.846
Washington	7	5	2	.583
New Orleans	5	9	0	.357
Philadelphia	4	9	1	.308

NFL Championship Game — Minnesota 27, Cleveland 7, at Minnesota.

AFL Championship Game — Kansas City 17, Oakland 7, at Oakland.

Super Bowl — Kansas City (AFL) 23, Minnesota (NFL) 7, at New Orleans.

1970

American Conference

National Conference

Eastern Division

Eastern Division

	W	L	T	Pct.
Baltimore	11	2	1	.846
*Miami	10	4	0	.714
N.Y. Jets	4	10	0	.286
Buffalo	3	10	1	.231
Boston	2	12	0	.143

	W	L	T	Pct.
Dallas	10	4	0	.714
N.Y. Giants	9	5	0	.643
St. Louis	8	5	1	.615
Washington	6	8	0	.429
Philadelphia	3	10	1	.231

Central Division

Central Division

	W	L	T	Pct.
Cincinnati	8	6	0	.571
Cleveland	7	7	0	.500
Pittsburgh	5	9	0	.357
Houston	3	10	1	.231

	W	L	T	Pct.
Minnesota	12	2	0	.857
*Detroit	10	4	0	.714
Chicago	6	8	0	.429
Green Bay	6	8	0	.429

Western Division

Western Division

	W	L	T	Pct.
Oakland	8	4	2	.667
Kansas City	7	5	2	.583
San Diego	5	6	3	.455
Denver	5	8	1	.385

	W	L	T	Pct.
San Francisco	10	3	1	.769
Los Angeles	9	4	1	.714
Atlanta	4	8	2	.333
New Orleans	2	11	1	.143

*Qualified for playoffs as best runnerup in conference.

AFC Playoffs — **Baltimore 17**, Cincinnati 0, at Baltimore.

Oakland 21, Miami 14, at Oakland.

NFC Playoffs — Dallas 5, Detroit 0, at Dallas.

San Francisco 17, Minnesota 14 at Minnesota.

AFC Championship Game — **Baltimore 27**, Oakland 17, at Baltimore.

NFC Championship Game — Dallas 17, San Francisco 10, at San Francisco.

Super Bowl — **Baltimore 16**, Dallas 13, at Miami.

American Conference

National Conference

Eastern Division

	W	L	T	Pct.
Miami	10	3	1	.769
*Baltimore	10	4	0	.714
N.Y. Jets	6	8	0	.429
New England	6	8	0	.429
Buffalo	1	13	0	.071

Eastern Division

	W	L	T	Pct.
Dallas	11	3	0	.786
*Washington	9	4	1	.692
Philadelphia	6	7	1	.462
St. Louis	4	9	1	.308
N.Y. Giants	4	10	0	.286

Central Division

	W	L	T	Pct.
Cleveland	9	5	0	.643
Pittsburgh	6	8	0	.429
Houston	4	9	1	.308
Cincinnati	4	10	0	.286

Central Division

	W	L	T	Pct.
Minnesota	11	3	0	.786
Detroit	7	6	1	.538
Chicago	6	8	0	.429
Green Bay	4	8	2	.333

Western Division

	W	L	T	Pct.
Kansas City	10	3	1	.769
Oakland	8	4	2	.667
San Diego	6	8	0	.429
Denver	4	9	1	.308

Western Division

	W	L	T	Pct.
San Francisco	9	5	0	.643
Los Angeles	8	5	1	.615
Atlanta	7	6	1	.538
New Orleans	4	8	2	.333

*Qualified for playoffs as best runnerup in conference.

AFC Playoffs — Miami 27, Kansas City, 24, at Kansas City
 Baltimore 20, Cleveland 3, at Cleveland.

NFC Playoffs — Dallas 20, Minnesota 12, at Minnesota
 San Francisco 24, Washington 20, at San Francisco

AFC Championship Game — Miami 21, Baltimore 0, at Miami.

NFC Championship Game — Dallas 14, San Francisco 3, at Dallas.

Super Bowl — Dallas 24, Miami 3, at New Orleans.



Mike Curtis

1972

AMERICAN FOOTBALL CONFERENCE

EASTERN DIVISION

	W	L	T	Pct.	Pts.	OP
Miami	14	0	0	1.000	385	171
New York Jets	7	7	0	.500	367	324
Baltimore	5	9	0	.429	235	252
Buffalo	4	9	1	.321	257	377
New England	3	11	0	.214	192	446

CENTRAL DIVISION

Pittsburgh	11	3	0	.786	343	175
*Cleveland	10	4	0	.714	268	249
Cincinnati	8	6	0	.571	299	229
Houston	1	13	0	.071	164	380

WESTERN DIVISION

Oakland	10	3	1	.750	365	248
Kansas City	8	6	0	.571	287	254
Denver	5	9	0	.429	325	350
San Diego	4	9	1	.321	264	344

NATIONAL FOOTBALL CONFERENCE

EASTERN DIVISION

	W	L	T	Pct.	Pts.	OP
Washington	11	3	0	.786	336	218
*Dallas	10	4	0	.714	319	240
New York Giants	8	6	0	.571	331	247
St. Louis	4	9	1	.321	193	303
Philadelphia	2	11	1	.179	145	352

CENTRAL DIVISION

Green Bay	10	4	0	.714	304	226
Detroit	8	5	1	.607	339	290
Minnesota	7	7	0	.500	301	252
Chicago	4	9	1	.321	225	275

WESTERN DIVISION

San Francisco	8	5	1	.607	353	249
Atlanta	7	7	0	.500	269	274
Los Angeles	6	7	1	.464	291	286
New Orleans	2	11	1	.179	215	361

*Qualified for playoffs as best runnerup in Conference.

AFC Playoffs — Pittsburgh 13, Oakland 7, at Pittsburgh; Miami 20, Cleveland 14, at Miami.

NFC Playoffs — Dallas 30, San Francisco 28, at San Francisco; Washington 16 Green Bay 3, at Washington.

AFC Championship — Miami 21, Pittsburgh 17, at Pittsburgh.

NFC Championship — Washington 26, Dallas 3, at Washington.

Super Bowl — Miami 14, Washington 7, at Los Angeles.

COLTS' ALL-AMERICA CONFERENCE SUMMARY

<p>1947: Won—2; Lost 11; Tied—1 Finished 4th in Eastern Division Coach: Cecil Isbell</p>	<p>Colts—167; Opponents—377 Total Attendance: 357,641 *Largest Home Attendance—51,183</p>
<p>1948: Won—7; Lost—8 Finished 2nd in Eastern Division Coach: Cecil Isbell</p>	<p>Colts—350; Opponents—259 Total Attendance: 437,715 All-League Guard—Dick Barwegen</p>
<p>1949: Won—1; Lost 11 Finished 7th Coaches: Cecil Isbell Walter Driskill</p>	<p>Colts—172; Opponents—341 Total Attendance: 300,324 All-League Guard—Dick Barwegen</p>

COLTS' PRE-SEASON RECORD

1950: Won—0, Lost—7

Pittsburgh Steelers, 30; Colts, 27	Baltimore
Cleveland Browns, 34; Colts, 7	Cincinnati
Chicago Bears, 21; Colts, 17	Baltimore
San Francisco 49ers, 27; Colts, 14	Baltimore
Los Angeles Rams, 70; Colts 21	San Antonio
New York Yanks, 42; Colts, 17	Shreveport, La.
Green Bay Packers, 16; Colts, 14	Milwaukee

1953: Won—3, Lost—3

Philadelphia Eagles, 10; Colts, 7	Norfolk, Va.
Colts, 10; Chicago Cardinals, 7	Lubbock, Texas
Colts, 13; Pittsburgh Steelers, 6	Rochester, N.Y.
Cleveland Browns, 23; Colts, 21	Akron, Ohio
New York Giants, 10; Colts, 6	St. Louis
Colts, 9; Washington Redskins, 3	Baltimore

1954: Won—4, Lost—1

Colts, 10; Philadelphia Eagles, 0	Hershey, Pa.
Colts, 27; Pittsburgh Steelers, 21	Pittsburgh
Pittsburgh Steelers, 21; Colts, 16	Tulsa, Okla.
Colts, 20; Chicago Cardinals, 2	Chicago
Colts, 49; Washington Redskins, 14	Baltimore

1955: Won—3, Lost—2, Tied—1

Philadelphia Eagles, 21; Colts 6	Hershey, Pa.
Colts, 61; Fort Belvoir, 0	Westminster, Md.
Colts, 28; Washington Redskins, 28	Baltimore
New York Giants, 17; Colts, 14	Minneapolis
Colts, 24; Chicago Cardinals, 14	Chicago
Colts, 44; Pittsburgh Steelers, 17	Buffalo

1956: Won—3, Lost—2

Colts, 24; Philadelphia Eagles, 13	Hershey, Pa.
New York Giants, 28; Colts, 10	Boston
Colts, 37; Pittsburgh Steelers, 16	Cincinnati
Philadelphia Eagles, 19; Colts, 14	Louisville
Colts, 21; Washington Redskins, 13	Baltimore

1957: Won—2, Lost—2, Tied—1

Colts, 17; Philadelphia Eagles, 10	Hershey, Pa.
Colts, 24; Chicago Bears, 24	Cincinnati
Washington Redskins, 24; Colts, 14	Baltimore
Colts, 27; Chicago Cardinals, 9	Louisville
Chicago Cardinals, 27; Colts, 21	St. Louis

1958: Won—2, Lost—3, Tied—1

Philadelphia Eagles, 30; Colts, 28	Hershey, Pa.
Colts, 31; Chicago Cardinals, 31	Austin, Texas
Washington Redskins, 27; Colts, 7	Baltimore
Pittsburgh Steelers, 13; Colts, 10	Buffalo
Colts, 27; New York Giants, 21	Baltimore
Colts, 42; New York Giants, 21	Louisville

1959: Won—4, Lost—2

Colts, 29; College All Stars, 0	Chicago
Colts, 28; New York Giants, 3	Dallas
Colts, 23; Washington Redskins, 10	Baltimore
Colts, 30; Pittsburgh Steelers, 21	Miami
Philadelphia Eagles, 35; Colts, 13	Philadelphia
Chicago Cardinals, 31; Colts, 17	Louisville

1960: Won—3, Lost 3

Colts, 32; College All Stars, 7	Chicago
Colts, 14; Dallas Cowboys, 10	Dallas
St. Louis Cardinals, 31; Colts, 21	Charleston, S.C.
Pittsburgh Steelers, 34; Colts, 28	Miami
Colts, 30; Washington Redskins, 7	Baltimore
Philadelphia Eagles, 35; Colts, 21	Hershey, Pa.

1961: Won—3, Lost—2

Pittsburgh Steelers, 24; Colts, 20	Roanoke, Va.
Colts, 13; Minnesota Vikings, 3	Baltimore
Colts, 41; Washington Redskins, 7	Norfolk, Va.
Dallas Cowboys, 35; Colts, 24	Norman, Okla.
Colts, 49; New York Giants, 20	New Haven, Conn.

1962: Won—3, Lost—2

Colts, 56; Philadelphia Eagles, 28	Hershey, Pa.
Colts, 34; Washington Redskins, 14	Washington, D.C.
Colts, 24; Dallas Cowboys, 10	Roanoke, Va.
Minnesota Vikings, 24; Colts, 13	Minneapolis-St. Paul
Pittsburgh Steelers, 20; Colts, 9	Pittsburgh

1963: Won—4, Lost—1

Colts, 26; Philadelphia Eagles, 21	Hershey, Pa.
Colts, 21; Cleveland Browns, 7	Cleveland, Ohio
Colts, 17; Pittsburgh Steelers, 14	Atlanta, Ga.
Colts, 27; Washington Redskins, 21	Norfolk, Va.
Chicago Bears, 14; Colts, 7	New Orleans, La.

1964: Won—3, Lost—1, Tied—1

Colts, 28; Philadelphia Eagles, 17	Hershey, Pa.
Colts, 28; Detroit Lions, 28	Detroit
St. Louis Cardinals, 30; Colts, 21	St. Louis
Colts, 41; Washington Redskins, 14	Washington, D.C.
Colts, 48; Pittsburgh Steelers, 17	Canton, Ohio

1965: Won—5, Lost—0

Colts, 22; St. Louis Cardinals, 10	New Orleans, La.
Colts, 23; Detroit Lions, 3	Detroit
Colts, 38; Pittsburgh Steelers, 10	Atlanta, Ga.
Colts, 33; Washington Redskins, 23	Norfolk, Va.
Colts, 33; Philadelphia Eagles, 14	Hershey, Pa.

1966: Won—5, Lost—0

Colts, 35; Washington Redskins, 0	Washington, D.C.
Colts, 31; Philadelphia Eagles, 17	New Orleans, La.
Colts, 33; St. Louis Cardinals, 7	St. Louis
Colts, 24; Cleveland Browns, 17	Cleveland
Colts, 20; Detroit Lions, 0	Detroit

1967: Won—4, Lost—1

Colts, 33; Boston Patriots, 3	Boston
St. Louis Cardinals, 9; Colts, 5	St. Louis
Colts, 14; Detroit Lions, 5	Detroit
Colts, 23; Washington Redskins, 17	Washington, D.C.
Colts, 33; Dallas Cowboys, 7	Dallas

1968: Won—5, Lost—1

Colts, 14; Oakland Raiders, 12	Oakland
Colts, 10; Chicago Bears, 0	Birmingham, Ala.
Colts, 15; Washington Redskins, 13	Washington, D.C.
Detroit Lions, 14; Colts 7	Detroit
Colts, 22; Miami Dolphins, 13	Miami
Colts, 16; Dallas Cowboys, 10	Dallas

1969: Won—6, Lost—0

Colts, 26; San Diego Chargers, 6	San Diego
Colts, 34; Oakland Raiders, 30	Oakland
Colts, 33; Houston Oilers, 29	Houston
Colts, 20; Buffalo Bills, 7	Buffalo
Colts, 23; Miami Dolphins, 10	Miami
Colts, 23; Dallas Cowboys, 7	Dallas

1970: Won—4, Lost—2

Colts, 33; Oakland Raiders, 21	Oakland
Colts, 17; Kansas City Chiefs, 3	Kansas City
Colts, 24; Denver Broncos, 7	Denver
Miami Dolphins, 20; Colts, 13	Miami
Colts, 20; Detroit Lions, 14	Raleigh, N.C.
Washington Redskins, 17; Colts, 14	Washington, D.C.

1971: Won—3, Lost—4

Colts, 24; All Stars, 17	Chicago
Kansas City Chiefs, 10; Colts, 3	Baltimore
Colts, 21; Chicago Bears, 13	Baltimore
Detroit Lions, 23; Colts, 20	Ann Arbor, Mich.
Colts, 20; Washington Redskins, 14	Washington, D.C.
Dallas Cowboys, 27; Colts, 14	Baltimore
Oakland Raiders, 24; Colts, 3	Jacksonville, Fla.

1972: Won—3, Lost—3

Colts, 3; Washington Redskins 33	Tampa
Colts, 0; Oakland Raiders, 16	Oakland
Colts, 23; Kansas City Chiefs, 17	Kansas City
Colts, 16; Pittsburgh Steelers, 13	Tampa
Colts, 17; Detroit Lions, 24	Tampa
Colts, 20; Denver Broncos, 13	Denver

21 Year Record: Won—72, Lost—42, Tied—4

BERRY, PARKER NAMED TO HALL OF FAME

Two Baltimore Colt super-stars—legendary pass receiver Raymond Berry and Jim Parker, who split his career almost evenly between offensive tackle and guard, were voted into the Pro Football Hall of Fame and will be inducted in Canton, O., this July. Joe Schmidt, Detroit Lion linebacker, will enter with Berry and Parker.

This brings to four the number of players named to the Hall from the same Colt team. Defensive tackle Art Donovan was the first to enter and last summer defensive end Gino Marchetti was inducted. There are obvious bright prospects of at least two more Colts being selected in the near future—Lenny Moore and Johnny Unitas.

COLTS IN THE PRO BOWL

1950

No Colts Selected

1953

Art Donovan, Tom Keane, George Taliaferro,
Dick Berwegen

1954

Art Donovan, Buddy Young, Gino Marchetti

1955

Art Donovan, Gino Marchetti, Alan Ameche,
Bert Rechichar, Dick Szymanski

1956

Art Donovan, Gino Marchetti, Alan Ameche,
Bert Rechichar, Lenny Moore

1957

Art Donovan, Gino Marchetti, Alan Ameche
Bert Rechichar, Jim Mutscheller, John Unitas

1958

Don Joyce, Jim Parker, Raymond Berry, John Unitas,
Alan Ameche, Lenny Moore, Gene Lipscomb

1959

Gino Marchetti, Jim Parker, Raymond Berry,
John Unitas, Lenny Moore, Gene Lipscomb,
Art Spinney

1960

Gino Marchetti, Jim Parker, John Unitas,
Lenny Moore, Art Spinney, Andy Nelson

1961

Gino Marchetti, Jim Parker, John Unitas,
Lenny Moore, Raymond Berry

1962

Gino Marchetti, Jim Parker, John Unitas,
Raymond Berry, John Mackey

1963

Gino Marchetti, Jim Parker, John Unitas,
Raymond Berry, John Mackey

1964

Gino Marchetti, Jim Parker, John Unitas,
Raymond Berry, Bobby Boyd, Dick Szymanski,
Bob Vogel, Lenny Moore

1965

Jerry Logan, Jim Parker, Bob Vogel,
John Mackey

PRO BOWL COLTS (Continued)

1966

John Mackey, John Unitas, Lenny Lyles, Ordell Braase

1967

Willie Richardson, John Unitas, Ordell Braase,
Bob Vogel, Fred Miller, John Mackey, Rick Volk

1968

Bob Vogel, Bob Boyd, Earl Morrall, John Mackey,
Mike Curtis, Willie Richardson, Tom Matte

1969

Tom Matte, Fred Miller, Rick Volk

1970

Mike Curtis, Jerry Logan, Bubba Smith

1971

Norm Bulaich, Bill Curry, Mike Curtis
Ted Hendricks, Jerry Logan, Bubba Smith,
Bob Vogel, Rick Volk

1972

Bill Curry, Ted Hendricks, Bruce Laird

ALL-LEAGUE COLTS

- 1953: Tom Keane, Halfback
1954: Art Donovan, Tackle
1955: Art Donovan, Tackle; Alan Ameche, Fullback; Bert Rechichar, Halfback
1956: Art Donovan, Tackle; Gino Marchetti, End
1957: Art Donovan, Tackle; Gino Marchetti, End; John Unitas, Quarterback; Milt Davis, Halfback
1958: Raymond Berry, End; Jim Parker, Tackle; John Unitas, Quarterback; Lenny Moore, Halfback; Gino Marchetti, End; Gene Lipscomb, Tackle
1959: Raymond Berry, End; Jim Parker, Tackle; John Unitas, Quarterback; Lenny Moore, Halfback; Gino Marchetti, End; Gene Lipscomb, Tackle; Art Spinney, Guard; Andy Nelson, Halfback
1960: Raymond Berry, End; Jim Parker, Tackle; Gino Marchetti, End; Lenny Moore, Halfback; Gene Lipscomb, Tackle
1961: Jim Parker, Tackle; Lenny Moore, Halfback; Gino Marchetti, End
1962: Jim Parker, Tackle-Guard; Gino Marchetti, End
1963: Jim Parker, Guard; Gino Marchetti, End
1964: Jim Parker, Guard; Gino Marchetti, End; John Unitas, Quarterback; Lenny Moore, Halfback; Bob Vogel, Tackle; Bob Boyd, Halfback
1965: Jim Parker, Guard; Bob Vogel, Tackle; John Unitas, Quarterback; Jimmy Orr, Flanker; Bob Boyd, Halfback
1966: John Mackey, End; Bob Boyd, Halfback
1967: John Unitas, Quarterback; John Mackey, End; Bob Vogel, Tackle; Willie Richardson, Flanker
1968: Earl Morrall, Quarterback; John Mackey, End; Bob Vogel, Tackle; Mike Curtis, Linebacker; Bob Boyd, Defensive Halfback; Rick Volk, Safety
1969: None selected.
1970: Jerry Logan, Safety; Bubba Smith, Defensive End; Rick Volk, Safety; David Lee, Punter.
1971: *Ted Hendricks, Linebacker; *Bubba Smith, Defensive End; *Rick Volk, Safety; Bill Curry, Center; Mike Curtis, Linebacker
1972: *Ted Hendricks, Linebacker

*Both Conferences

The Colts' All-Time Roster (1947-1972)

Coaches

Arnsperger, Bill—Miami (Ohio)	1964-69	McCafferty, Don—Ohio St.	1959-72
Ball, Herman—Davis-Elkins	1956-62	Michalske, Mike—Penn St.	. . . 1949
Bielski, Dick—Maryland . .	1964-72	Miller, Red—Western Ill. . . .	1972
Boyd, Bob—Oklahoma . . .	1969-72	Millner, Wayne—Notre Dame	1950
Bridgers, John—Auburn . .	1957-58	Molesworth, Keith— Monmouth	*1953
Bullough, Hank, Mich. St .	1970-72	Murphy, Russ—Davidson . . .	1954
Campofreda, Nick—W. Md. .	*1947	Mutscheller, Jim— Notre Dame	1963
Conkright, Bill—Oklahoma . .	1949	Noll, Chuck—Dayton . . .	1966-68
Crowe, Clem—Notre Dame . .	1950	O'Rourke, Chas.— Boston College	1949
Cumiskey, Frank—Ohio St.	1954-56	Pellington, Bill—Rutgers . . .	1963
Defilippo, Lou—Fordham . .	1948	Pirro, Rocco—Catholic U . . .	1950
Douglas, Otis—Wm. & Mary .	1953	Richards, Ray—Nebraska . . .	1953
Driskill, Walter—Colorado . .	1949	Rymkus, Lou—Notre Dame .	1970
Edmonds, Don—Indiana . . .	1947	Sandusky, John—Villanova	1959-72
Ewbank, W.C.—Miami (Ohio)	1954-62	Shaw, Bob—Ohio State . .	1957-58
Hewlett, Andy—Davidson . .	1947	Shula, Don—John Carroll .	1963-69
Hughes, Tom—Purdue	1955	Stidham, Tom—Haskell . .	1947-48
Hunt, Joel—Texas A&M	1947	Taylor, John—Ohio State . . .	1947
Idzik, John—Maryland . . .	1970-72	Thomas, Joe—Ohio Northern	1954
Isbell, Cecil—Purdue	1947-49	Wasylik, Nick—Ohio State . .	1953
Lauterbur, Frank— Mt. Union	1955-56	Winner, Chas.—Wash. U . .	1954-65
Marchetti, Gino—U.S.F.	1963	Young, George—Bucknell . . .	1970

Players

Agase, Alex (G) Illinois	1953	Blanda, George (B) Kentucky	1950
Akins, Frank (B) Wash. St. . .	1947	Blandin, Ernie (T) Tulane	1948-50-53
Allen, Gerald (B) Omaha . . .	1966	Bleick, Tom (B) Georgia . . .	1956
Alley, Don (F) Adams St. . .	1967	Blount, Lamar (E) Miss. St. .	1947
Ameche, Alan (B) Wisc. . .	1955-60	Boyd, Bob (B) Oklahoma .	1960-68
Amman, Richard (DT) Florida State	1972	Braase, Ordell (E) S. Dak.	1957-68
Artoe, Lee (T) Santa Clara & Calif.	1948	Brethauer, Monte (E) Oreg.	1953-55
Austin, Ocie (B) Utah St. .	1968-69	Brown, Barry (E) Florida .	1966-67
Averno, Sisto (G) Muhlenberg	1950-53-54	Brown, Ed (B) USF	1965
Bailey, Jim (DT) Kansas .	1970-72	Brown, Hardy (B) Tulsa	1950
Baldwin, Bob (B) Clemson	1966-67	Brown, Ray (B) Mississippi	1958-60
Ball, Sam (T) Kentucky . .	1966-70	Brown, Timmy (B) Ball State	1968
Barwegen, Dick (G) Purdue	1948-49-53-54	Bryan, Walter (B) Texas Tech	1955
Baumgartner, Bill (E) Minn. .	1947	Burkett, Jack (LB) Auburn	1961-66
Bechotol, Hub (E) Texas .	1947-49	Buksar, George (B) Purdue USF	1950
Berezney, Pete (T) Notre Dame	1948	Bulaich, Norm (RB) TCU .	1970-72
Berry, Raymond (E) SMU	1955-67	Burk, Adrian (B) Baylor . . .	1950
Benson, Warren (C) Minn. .	*1949	Call, Jack (B) Colgate . . .	1957-58
Beutler, Tom (LB) Toledo . .	1971	Campanella, Joe (T) Ohio St.	*1953-57
Bielski, Dick (E) Md.	1962-63	Campbell, John (LB) Minn. .	1969
Bighead, Jack (E) Pepperdine	1954	Campbell, Leon (B) Arkansas	1950
Black, John (B) Miss. St. . . .	1947	Case, Ernie (B) UCLA	1947
		Castiglia, Jim (B) Georgetown	1947
		Cheatham, Ernie (T) Loyola LA	1954

Chrovich, Dick (T)
 Miami (Q) 1955-56
 Clemens, Bob (B) Pitt 1962
 Cogdill, Gail (E) Wash. St. .. 1968
 Cole, Terry (B) Indiana .. 1968-69
 Coleman, Herb (C)
 Notre Dame 1948
 Collins, Albin (B) LSU 1950
 Colo, Don (T) Brown 1950
 Colteryahn, Lloyd (E)
 Md 1954-56
 Colvin, Jim (T) Houston . 1960-63
 Conjar, Larry (B)
 Notre Dame 1969-70
 Cooke, Ed (E) Maryland ... 1959
 Cooper, Ken (C) Vanderbilt 1949-50
 Corley, Elbert (C) Miss. St. ... 1948
 Coutre, Larry (B) Notre Dame 1953
 Cowan, Bob (C) Indiana ... 1949
 Crisler, Hal (E) San Jose St. . 1950
 Cuozzo, Gary (B) Va. ... 1963-66
 Cure, Armand (B) Rhode Is. . 1947
 Curry, Bill (C)
 Georgia Tech 1967-72
 Curtis, Mike (LB) Duke .. 1965-72
 Curtis, Tom (DB) Mich .. 1970-71
 Davidson, Cotton (B)
 Baylor 1954-57
 Davis, Lamar (E) Ga. Tech 1947-49
 Davis, Milt (B) UCLA ... 1957-60
 Davis, Norman (G) Grambling 1967
 Davis, Ted (LB) Ga. Tech . 1964-66
 DeCarlo, Art (B) Georgia . 1957-60
 DelBello, Jack (B) Miami (Fla) 1953
 Dellerba, Spiro (B)
 Ohio St 1948-49
 Dehl, John (T) Virginia .. 1961-64
 Domres, Marty (QB) Columbia 1972
 Donovan, Art (T) Boston
 Coll 1950, 53-61
 Doughty, Glenn (WR) Mich . 1972
 Drougas, Tom (T) Oregon .. 1972
 Dudish, (B) Georgia 1947
 Duncan, James (B) Md. St. 1969-71
 Dunlap, Len (CB) N. Tex. St. 1971
 Dunn, Perry Lee (B) Miss. ... 1969
 Dupre, L.G. (B) Baylor .. 1955-59
 Ecklund, Brad (C) Oregon .. 1953
 Edmunds, Randy (LB)
 Georgia Tech 1972
 Edwards, Dan (E) Georgia 1953-54
 Eggers, Doug (G)
 S. Dakota St. 1954-57
 Embree, Mel (E) Pepperdine . 1953
 Enke, Fred (B) Arizona .. 1953-54
 Faunce, Everett (B) Minn. ... 1949
 Feagin, Wiley (G) Houston 1961-62
 Feamster, Tom (T) Fla. St. ... 1956
 Felts, Bob (B) Fla. A&M . . 1965
 Filchock, Frank (B) Indiana . 1950
 Finnin, Tom (T) Detroit . 1953-56
 Fletcher, Oliver (E) USC ... 1950
 Flowers, Bernie (E) Purdue .. 1956
 Flowers, Dick (B)
 Northwestern 1953
 Fowler, Aubrey (B) Arkansas . 1948
 Franklin, Willie (WR)
 Oklahoma 1972
 French, Barry (G) Purdue 1947-50
 Galvin, John (B) Purdue ... 1947
 Gambino, Lucien (B) Md. 1948-49
 Ganas, Rusty (DT) S. Car. ... 1972
 Gardin, Ron (DB) Arizona .. 1970
 Garrett, Bill (G) Miss. St. . 1948-49
 Gaubatz, Dennis (LB) LSU 1965-69
 Getchell, Gorham (E) Temple 1947
 Gilbura, Tom (T) Syracuse 1961-65
 Gillory, Byron (B) Texas ... 1949
 Glick, Gary (B) Cole A&M .. 1961
 Goode, Tom (C) Miss. St. ... 1970
 Grain, Ed (G) Penn 1947-48
 Grant, Bob (LB)
 Wake Forest 1968-70
 Gregory, Ken (E) Whittier .. 1961
 Grimm, Don (G) Colorado .. 1969
 Grossman, Rex (B) Indiana 1948-50
 Graves, George (G)
 Marquette 1948
 Haffner, George (B) McNeese 1965
 Handley, Dick (C) Fresno St. 1947
 Harness, Jim (B) Miss. St. ... 1956
 Harris, Wendell (B) LSU . 1962-65
 Harold, George (B) Allen . 1966-67
 Harrison, Bob (B) Ohio U .. 1961
 Havrilak, Sam (B) Bucknell 1969-72
 Hillenbrand, Bill (B) Ind. . 1947-48
 Hilton, Roy (E) Jackson St 1965-72
 Hinton, Chuck (DT)
 N. Carolina Col 1972
 Hinton, Ed (B) Oklahoma 1969-72
 Horn, Dick (B) Stanford ... 1958
 Hugasian, Harry (B) Stanford 1955
 Huzvár, John (B) Pitt ... 1953-54
 Jackson, Ken (G) Texas .. 1953-57
 Jagade, Harry (B) Indiana .. 1949
 Jefferson, Roy (WR) Utah .. 1970
 James, Tommy (B) Ohio St .. 1956
 Jenkins, Jon (T)
 Dartmouth 1949-50
 Jensen, Bob (E) Iowa St ... 1950
 Johnson, Cornelius (G)
 Va. Union 1968-72
 Jones, Ralph (E) Alabama .. 1947
 Joyce, Don (E) Tulane .. 1954-60
 Kalmanir, Tom (B) Nevada .. 1953
 Kasap, Mike (T) III & Purdue 1947
 Keane, Tom (B) W. Va. ... 1953-54
 Kelley, Bob (B) Notre Dame . 1949
 Kerkorian, Garry (B)
 Stanford 1954-56, 58
 Kern, Rex (DB) Ohio State 1971-72
 King, Ed (G) Boston College . 1950
 Kingery, Wayne (B) LSU ... 1949
 Kirchiro, Bill (G) Maryland . 1962
 Kirouac, Lou (T) Boston Coll 1964
 Kissell, Vito (B) Holy Cross . 1950

Klug, Al (T) Marquette . *1947-48
 Kodba, Joe (C) Purdue 1947
 Koman, Bill (G) N. Carolina . 1956
 Konetsky, Floyd (E) Florida 1947
 Kostelnik, Ron (T) Cincinnati 1969
 Kovac, Ed (B) Cinc i . . . 1960
 Krouse, Ray (T) Maryland . . 1958
 Ladrigan, Jim (T)
 Holy Cross-Dartmouth . . . 1947
 Laird, Bruce (DB) AIU 1972
 Langas, Bob (E) Wayne 1954
 Lange, Bill (G) Dayton 1953
 Larson, Lynn (T) Kansas St. . 1971
 Laskey, Bill (LB)
 Michigan 1971-72
 Leberman, Bob (B) Syracuse 1954
 Lee, David (K)
 Louisiana Tech 1966-72
 Lee, Monte (C) Texas 1965
 Leicht, Jake (B) Oregon . . 1948-49
 Leonard, Bill (E) Notre Dame 1949
 Lesane, Jimmy (B) Virginia . 1954
 Lewis, Harold (B) Houston . . 1959
 Lewis, Joe (T) Compton . . . 1961
 Linne, Aubrey (E) TCU 1961
 Lio, Augie (G) Georgetown . 1947
 Lipscomb, Gene (T)
 Miller H.S. 1956-60
 Little, Jack (T) Tex A&M 1953-54
 Livingston, Bob (B)
 Notre Dame 1950
 Lockett, J.W. (B) Okla Central 1963
 Logan, Jerry (B)
 W. Texas State 1963-72
 Looney, Joe Don (B)
 Oklahoma 1964
 Lorick, Tony (B) Ariz. St . 1964-67
 Lyles, Lenny (B)
 Louisville 1958-61-69
 Mackey, Dee (E)
 E. Tex. St 1961-62
 Mackey, John (E) Syracuse 1963-71
 Madar, Elmer (E) Michigan . . 1947
 Maggioli, Achille (B)
 Notre Dame 1950
 Maitland, Jack (RB) Williams 1970
 Maples, Butch (C) Baylor . . . 1963
 Marchetti, Gino (E)
 USF 1953-64,66
 Marino, Vic (G) Ohio St . . . 1947
 Martin, Jim (K) Notre Dame . 1963
 Matte, Tom (B) Ohio St . . 1961-72
 Matusak, Marv (G) Tulsa . 1959-61
 Mauck, Carl (LB) So. Illinois 1969
 Maves, Earl (B) Wisconsin . . 1948
 Maxwell, Tom (B)
 Texas A/M 1969-70
 May, Ray (LB) USC 1970-72
 Mayne, Lew (B) Texas 1948
 Mazzanti, Gino (B) Arkansas . 1950
 McCauley, Don (RB)
 N. Car 1971-72
 McCormick, Len (C) Baylor . . 1948
 McHan, Lamar (B)
 Arkansas 1961-63
 McMillan, Chuck (B)
 John Carroll 1954
 McPhail, Buck (B) Oklahoma 1953
 Mellus, John (T) Villanova 1947-49
 Memmelaar, Dale (G)
 Wyoming 1966-67
 Mendenhall, Ken (C) Okla. 1971-72
 Mertes, Bus (B) Iowa 1947-48
 Meyer, Gil (E) Wake Forest . 1947
 Michaels, Lou (E)
 Kentucky 1964-69
 Mildren, Jack (DB)
 Oklahoma 1972
 Miller, Fred (T) LSU 1963-72
 Mioduszewski, Ed (B)
 Wm. & Mary 1953
 Mitchell, Lydell (RB)
 Penn State 1972
 Mitchell, Tom (E) Bucknell 1969-72
 Mobley, Rudy (B)
 Hardin-Simmons 1947
 Moore, Henry (B) Arkansas . 1957
 Moore, Lenny (B) Penn St 1956-67
 Morrall, Earl (B) Mich. St . 1968-71
 Mosier, John (TE) Kansas . . 1972
 Moss, Roland (E) Toledo . . . 1969
 Munsey, Nelson (DB)
 Wyoming 1972
 Murray, Earl (G) Purdue . . . 1950
 Mutryn, Chet (B) Xavier . . . 1950
 Mutscheller, Jim (E)
 Notre Dame 1954-61
 Myers, Bob (T) Ohio St 1955
 Myhra, Steve (G) N. Dak. . 1957-61
 Nelson, Andy (B)
 Memphis St 1957-63
 Nelson, Bob (C) Baylor 1950
 Nelson, Dennis (T) III . . . 1970-72
 Nemeth, Steve (B)
 Notre Dame 1947
 Newsome, Billy (DE)
 Grambling 1970-72
 Nichols, Robbie (LB) Tulsa 1970-71
 Nolander, Don (C) Minnesota 1947
 Nottingham, Don (RB)
 Kent St. 1971-72
 North, John (E) Vanderbilt 1948-50
 Nowaskey, Bob (E) Wash. *1948-50
 Nowatzke, Tom (RB) Ind. 1970-72
 Nutter, Buzz (C) VPI . 1954-60,65
 Nyers, Dick (B)
 Indiana Central 1956-57
 Oristaglio, Bob (E) Penn. . . . 1950
 O'Brien, Jim (K,WR) Cin. 1970-72
 O'Rourke, Chas. (B)
 Boston Coll 1948-49
 Orr, Jimmy (E) Georgia . . 1961-70
 Owens, Jim (E) Oklahoma . . 1950
 Owens, Luke (T) Kent St. . . 1957

Owens, R.C. (E) Coll of Idaho 1962
Page, Paul (B) SMU 1949
Parker, Jim (T,G) Ohio St . 1957-67
Patera, Jack (G) Oregon . . 1955-57
Pearson, Preston (B) Illinois 1967-69
Pellington, Bill (G) Rutgers 1953-64
Pepper, Gene (G) Mississippi . 1954
Perina, Bob (B) Princeton . . 1950
Perkins, Ray (E) Alabama 1967-71
Perpich, George (T)
 Georgetown 1947
Perry, Joe (B) Campton . . 1961-62
Peterson, Gerald (T) Tex . . . 1956
Petties, Neal (E)
 San Diego St. 1964-66
Pfohl, Bob (B) Purdue . . . 1948-49
Phillips, Mike (C) W. Md. . . . 1947
Pittman, Charlie (RB) Penn St. 1971
Plunkett, Sherm (T) Md. St 1958-60
Poole, Barney (E) Army-Miss 1953
Poole, Oliver (E) Mississippi . 1948
Porter, Ron (LB) Idaho . . 1967-69
Preas, George (T) VPI . . . 1955-65
Prewitt, Felto (C) Tulsa 1949
Pricer, Billy (B) Oklahoma 1957-60
Pyle, Palmer (G)
 Mich. St 1960-63
Radosevich, George (C)
 Pittsburgh 1954-56
Raiff, Jim (G) Dayton 1954
Rechichar, Bert (B) Tenn . 1953-59
Reese, Guy (T) SMU 1964-65
Renfro, Dean (B) N. Tex St . 1955
Ressler, Glenn (T) Penn St 1965-72
Rich, Herb (B) Vanderbilt . . 1950
Richardson, Jerry (E)
 Wofford 1959-60
Richardson, Willie (E)
 Jackson St 1963-69,71
Riley, Butch (LB) Tex A&I . 1969
Robinson, Chas. (G)
 Morgan State 1954
Ruthstrom, Ralph (B) SMU . 1949
Salata, Paul (E) USC 1950
Sample, John (B)
 Maryland St 1958-60
Sandusky, Alex (G) Clarion 1954-66
Sanford, Leo (C)
 Louisiana Tech 1958
Saul, Bill (LB) Penn St . . 1962-63
Schweder, John (G) Penn . . . 1950
Schwenk, Bud (B) Wash. U . . 1947
Sharkey, Ed (G) Duke-Nevada 1953
Shaw, George (B) Oregon . 1955-58
Sherer, Dave (E) SMU 1959
Shields, Burrell (B)
 John Carroll 1955
Shields, Lebron (G) Tenn . . . 1960
Shinnick, Don (LB) UCLA 1956-58
Shlapak, Boris (K)
 Michigan State 1972
Shula, Don (B)
 John Carroll 1953-56
Sidorik, Alex (T) Miss St. . 1948-49
Sigurdson, Sig (E) Lutheran . 1947
Simmons, Jack (G) Detroit . . 1948
Simpson, Jack (B) Florida 1958-60
Sinkwich, Frank (B) Georgia 1947
Smith, Billy Ray (T)
 Arkansas 1961-70
Smith, Bubba (DE)
 Mich St. 1967-72
Smith, Joe (E) Tex Tech . . . 1948
Smith Zeke (E) Auburn 1960
Smolinski, Mark (B)
 Wyoming 1961-62
Sommers, Mike (B)
 Geo. Washington 1959-61
Spaniel, Frank (B)
 Notre Dame 1950
Spavital, Jim (B) Okla. A&M 1950
Speyrer, Cotton (WR) Texas . 1972
Spinney, Art (G)
 Boston Coll 1950, 53-60
Spruill, Jim (T) Rice 1948-49
Stewart, Ralph (C)
 Missouri-Notre Dame 1948
Stone, Avatus (B) Syracuse . 1958
Stone, Billy (B) Bradley . . 1949-50
Stonebreaker, Steve (LB)
 Detroit 1964-66
Strofolino, Mike (LB)
 Villanova 1965
Stukes, Charles (B) Md. St 1967-72
Stynchula, Andy (T)
 Penn St 1966-67
Sullivan, Dan (G)
 Boston College 1962-72
Sylvester, John (B) Temple . 1948
Szymanski, Dick (C)
 Notre Dame 1955, 57-68
Taliaferro, George (B) Ind 1953-54
Taseff, Carl (B)
 John Carroll 1953-61
Terrell, Ray (B) Mississippi . . 1947
Thomas, Jesse (B) Mich. St 1955-57
Thompson, Don (E)
 Richmond 1962-63
Thurston, Fred (G) Valparaiso 1958
Tilman, Alonzo (C)
 Oklahoma 1949
Tittle, Y.A. (B) LSU 1948-51
Toth, Zollie (B) LSU 1953-54
Trebotich, Ivan (B) St. Mary's 1947
Turner, Bake (B) Tex Tech . . 1962
Unitas, John (B) Louisville 1956-72
Vacanti, Sam (B) Nebraska 1948-49
Vardian, John (B)
 Ft. Pierce 1947-48
Vessels, Billy (B) Oklahoma . 1956
Vogel, Bob (T) Ohio St . . 1963-72
Volk, Rick (B) Michigan . 1967-72
Ward, Jim (B) Gettysburg 1967-69
Wedemeyer, Herman (B)
 St. Mary's 1949
Welch, Jim (B) SMU 1960-67
White, Bob (B) Stanford . . . 1955
White, Stan (LB) Ohio St. . . 1972

Williams, Joel (C) Texas 1950	Yohn, Dave (C) Gettysburg . 1962
Williams, John (G) Minn . 1969-71	Yokas, Frank (G)
Williams, Windell (E) Rice . . 1948	Great Lakes NTS 1947
Wilson, Butch (E) Alabama 1963-67	Young, Claude (B) Illinois 1953-55
Wingate, Elmer (E) Maryland 1953	Young, Dick (B)
Winkler, Jim (T) Tex. A&M . 1953	Chattanooga 1955-56
Womble, Royce (B)	Zalejski, Ernie (B)
N. Texas State 1954-57	Notre Dame 1950
Wright, George (DT)	Zorich, George (G)
Houston 1970-71	Northwestern 1947
Wright, John (B) Maryland . . 1947	

*Deceased

TOP INDIVIDUAL PERFORMANCES

RUSHING — SINGLE GAME

- 198, Norm Bulaich vs. New York Jets 9-19-72 (22 attempts)
- 194, Alan Ameche vs. Chicago Bears 9-25-55 (21 attempts)
- 185, Lenny Moore vs. Green Bay Packers 10-28-56 (13 attempts)
- 162, Alan Ameche vs. Los Angeles Rams 11-25-56 (20 attempts)
- 153, Alan Ameche vs. Detroit Lions 10-1-55 (21 attempts)
- 142, Alan Ameche vs. Chicago Bears 11-16-58 (26 attempts)
- 136, Lenny Moore vs. Detroit Lions 10-19-58 (12 attempts)
- 136, George Taliaferro vs. Los Angeles Rams 11-22-53 (16 attempts)
- 126, Tony Lorick vs. Chicago Bears 11-8-64 (14 attempts)

RUSHING — SINGLE SEASON

- 961, Alan Ameche 1955 (213 attempts)
- 909, Tom Matte 1969 (235 attempts)
- 858, Alan Ameche 1956 (178 attempts)
- 791, Alan Ameche 1958 (171 attempts)
- 741, Norm Bulaich 1971 (152 attempts)
- 679, Alan Ameche 1959 (178 attempts)
- 675, Joe Perry 1961 (168 attempts)
- 675, Don McCauley (178 attempts)
- 662, Tom Matte 1968 (183 attempts)
- 648, Lenny Moore 1961 (92 attempts)

RUSHING — CAREER

- 5174, Lenny Moore 1956-67
- 4619, Tom Matte 1961-72
- 4045, Alan Ameche 1955-60
- 2670, Jerry Hill 1961-70
- 1775, John Unitas 1956-72
- 1769, Tony Lorick 1964-67
- 1339, L. G. DuPre 1955-59
- 1276, Norm Bulaich 1970-72
- 1034, Joe Perry 1961-62
- 921, Don McCauley 1971-72

RECEIVING — SINGLE GAME

- 12, Raymond Berry vs. Washington Redskins 11-10-57 (224 yds.)
- 12, Raymond Berry vs. New York Giants 12-18-58 (178 yds.)
- 11, Eddie Hinton vs. Kansas City Chiefs 9-28-70 (190 yds.)
- 11, Raymond Berry vs. Detroit Lions 10-23-60 (186 yds.)
- 11, Willie Richardson vs. Philadelphia Eagles 9-24-67 (184 yds.)
- 11, Raymond Berry vs. Cleveland Browns 11-1-59 (156 yds.)
- 10, Raymond Berry vs. Detroit Lions 9-28-58 (149 yds.)
- 10, Raymond Berry vs. Green Bay Packers 11-6-60 (137 yds.)
- 10, Raymond Berry vs. Green Bay Packers 12-12-65 (125 yds.)
- 10, Raymond Berry vs. Green Bay Packers 10-25-69 (117 yds.)
- 10, Raymond Berry vs. Detroit Lions 12-4-60 (117 yds.)

RECEIVING – SINGLE SEASON

1. 75, Raymond Berry, 1961 (873 yds.)
2. 74, Raymond Berry, 1960 (1,298 yds.)
3. 66, Raymond Berry, 1959 (959 yds.)
4. 63, Willie Richardson, 1967 (860 yds.)
5. 58, Raymond Berry, 1965 (739 yds.)
6. 56, Raymond Berry, 1958 (794 yds.)
6. 56, Raymond Berry, 1966 (786 yds.)
8. 55, Jimmy Orr, 1962 (974 yds.)
8. 55, John Mackey, 1967 (686 yds.)
10. 51, Raymond Berry, 1962 (687 yds.)

RECEIVING – CAREER

1. 631, Raymond Berry 1955-1967 (9275 yards)
2. 400, Jimmy Orr 1958-1970 (7914 yards)
3. 363, Lenny Moore 1956-1967 (6039 yards)
4. 320, John Mackey 1963-1971 (5117 yards)
5. 249, Tom Matte 1961-1972 (2856 yards)
6. 220, Jim Mutscheller 1954-1961 (3685 yards)
7. 195, Willie Richardson 1963-1971 (2950 yards)

RECEIVING MOST YARDS – SEASON

1.	1960	1298	Raymond Berry	(74)
2.	1962	974	Jimmy Orr	(55)
3.	1959	846	Raymond Berry	(66)
4.	1958	938	Lenny Moore	(50)
5.	1961	873	Raymond Berry	(75)
6.	1964	867	Jimmy Orr	(40)
7.	1967	860	Willie Richardson	(63)
8.	1965	847	Jimmy Orr	(45)
9.	1959	846	Lenny Moore	(47)
10.	1966	829	John Mackey	(50)

PASSING – SINGLE GAME

1. 401, John Unitas vs. Atlanta Falcons 9-17-67 (22-32)
2. 397, John Unitas vs. Cleveland Browns 11-1-59 (23-41)
3. 385, John Unitas vs. Minnesota Vikings 12-16-62 (19-34)
4. 376, John Unitas vs. Detroit Lions 11-10-63 (17-24)
4. 376, John Unitas vs. New York Jets 9-24-72 (34-44)
6. 370, John Unitas vs. Atlanta Falcons 11-12-67 (17-20)
7. 367, John Unitas vs. Washington Redskins 12-8-62 (25-36)
8. 357, John Unitas vs. Detroit Lions 12-4-60 (22-40)
9. 356, John Unitas vs. San Francisco 49ers 11-27-60 (16-30)
10. 355, John Unitas vs. Washington Redskins 12-1-63 (24-37)

PASSING YARDAGE – SINGLE SEASON

		Att.	Comp.	Pct.	Yards	Int.	TDs
1.	John Unitas	1963	410	237	57.8	3,481	12 20
2.	John Unitas	1967	436	255	58.5	3,428	16 20
3.	John Unitas	1960	378	190	50.3	3,099	24 25
4.	John Unitas	1961	420	229	54.5	2,990	24 16
5.	John Unitas	1962	389	222	57.1	2,967	23 23
6.	Earl Morrall	1968	317	182	57.4	2,909	17 26
7.	John Unitas	1959	367	193	52.6	2,899	14 32
8.	John Unitas	1964	305	158	51.8	2,824	6 19
9.	John Unitas	1966	348	195	56.0	2,748	24 23
10.	John Unitas	1957	301	172	57.1	2,550	17 24

SCORING SINGLE SEASON

1. 120, Lenny Moore, 1964 (20 TD)
2. 106, Lou Michaels, 1967 (2 FG, 46 PAT)
3. 104, Lou Michaels, 1964 (17 FG, 53 PAT)
3. 104, Jim Martin, 1963 (24 FG, 32 PAT)
5. 102, Lou Michaels, 1968 (18 FG, 48 PAT)
6. 101, Lou Michaels, 1965 (17 FG, 48 PAT)
7. 98, Lou Michaels, 1966 (21 FG, 35 PAT)
8. 96, Steve Myhra, 1961 (21 FG, 33 PAT)
9. 95, Jim O'Brien, 1971 (20 FG, 35 PAT)
10. 93, Jim O'Brien, 1970 (19 FG, 36 PAT)

SCORING – CAREER

Player	TD	PAT	FG	PTS
1. Lenny Moore	113	0	0	678
2. Lou Michaels	0	263	107	586*
3. Raymond Berry	68	0	0	408
4. Tom Matte	57	0	0	342
5. Steve Myhra	0	180	44	312
6. Jimmy Orr	50	0	0	300
7. Alan Ameche	44	0	0	264
8. Jim O'Brien	2	95	52	263
9. Jim Mutscheller	40	0	0	240
10. John Mackey	38	0	0	228

*Includes one safety

COLT 100-YARD GAMES

- 198, Norm Bulaich vs. New York Jets 9-19-72 (22 attempts)
- 194, Alan Ameche vs. Chicago Bears 9-25-55 (21 attempts)
- 185, Lenny Moore vs. Green Bay Packers 10-28-56 (13 attempts)
- 162, Alan Ameche vs. Los Angeles Rams 11-25-56 (20 attempts)
- 153, Alan Ameche vs. Detroit Lions 10-1-55 (21 attempts)
- 142, Alan Ameche vs. Chicago Bears 11-16-58 (26 attempts)
- 136, Lenny Moore vs. Detroit Lions 10-19-58 (12 attempts)
- 136, George Taliaferro vs. Los Angeles Rams 11-22-53 (16 attempts)
- 126, Tony Lorick vs. Chicago Bears 11-8-64 (14 attempts)
- 122, Carl Taseff vs. Green Bay Packers 11-13-54 (15 attempts)
- 120, Lenny Moore vs. Cleveland Browns 11-11-56 (11 attempts)
- 120, Alan Ameche vs. San Fran. 49ers 11-22-59 (25 attempts)
- 120, Tom Matte vs. Los Angeles Rams 12-15-63 (13 attempts)
- 118, Lenny Moore vs. Los Angeles Rams 10-16-60 (9 attempts)
- 117, John Huzvar vs. Detroit Lions 11-7-53 (19 attempts)
- 117, Alan Ameche vs. Green Bay Packers 10-29-55 (22 attempts)
- 117, Tom Matte vs. Washington Redskins 11-2-69 (21 attempts)
- *116, Tom Matte vs. New York Jets 1-12-69 (11 attempts)
- **116, Norm Bulaich vs. Cincinnati Bengals 12-26-70 (25 attempts)
- 114, Lenny Moore vs. San Fran. 49ers 11-30-58 (8 attempts)
- 112, Don McCauley vs. New York Jets 10-22-72 (26 attempts)
- 110, Tom Matte vs. Detroit Lions 11-19-67 (17 attempts)
- 108, Alan Ameche vs. Cleveland Browns 11-11-56 (18 attempts)
- 108, Norm Bulaich vs. New York Giants 10-17-71 (15 attempts)

*Super Bowl III

**AFC Playoff

JOHN UNITAS' COLT CAREER



RUSHING

PASSING

	Att.	Yds.	Avg.	Att.	Comp.	Pct.	Yds.	Int.	TDs
1956	28	155	5.5	198	110	55.6	1,498	10	9
1957	42	171	4.1	301	172	57.1	2,550	17	24
1958	33	139	4.2	263	136	51.7	2,007	7	19
1959	29	145	5.0	367	193	52.6	2,899	14	32
1960	36	195	4.4	378	190	50.3	3,099	24	25
1961	54	190	3.5	420	229	54.5	2,990	24	16
1962	50	137	2.7	389	222	57.1	2,967	23	22
1963	47	224	4.8	410	237	57.8	3,481	12	20
1964	37	162	4.4	305	158	51.8	2,824	6	19
1965	17	68	4.0	282	164	58.2	2,530	12	23
1966	20	44	2.2	348	195	56.0	2,748	24	23
1967	22	87	3.9	436	255	58.5	3,428	16	20
1968	3	1	.3	32	11	34.4	139	4	2
1969	11	23	2.1	327	178	54.4	2,342	20	12
1970	9	16	1.8	321	166	51.7	2,213	18	14
1971	9	5	.05	176	92	52.3	942	9	5
1972	3	15	30	157	88	54.6	1,111	6	4
Totals	450	1,775	4.0	5,110	2,796	54.6	39,768	246	287

JOHN UNITAS' CAREER 300 YARD GAMES

1. 401 vs. Falcons 9-17-67 (22-32)*
2. 397 vs. Browns 11-1-59 (23-41)
3. 385 vs. Vikings 12-16-62 (19-34)
4. 376 vs. Lions 11-10-63 (17-24)
5. 376 vs. Jets 9-24-72 (26-45)
6. 370 vs. Falcons 11-12-67 (17-20)
7. 367 vs. Redskins 12-8-62 (25-36)
8. 357 vs. Lions 12-4-60 (22-40)
9. 356 vs. 49ers 11-27-60 (16-30)
10. 355 vs. Redskins 12-1-63 (24-37)
11. 353 vs. 49ers 10-1-67 (22-37)
12. 349 vs. Giants 12-28-58 (26-40)
13. 344 vs. Vikings 12-8-63 (17-22)
14. 342 vs. Redskins 11-6-66 (22-31)
15. 339 vs. 49ers 12-18-66 (20-30)
16. 324 vs. Packers 11-6-60 (20-29)
17. 324 vs. Packers 11-15-59 (19-33)
18. 324 vs. 49ers 10-31-65 (23-34)
19. 323 vs. Rams 12-15-63 (21-37)
20. 319 vs. Saints 10-19-69 (20-28)
21. 319 vs. Lions 10-10-65 (18-24)
22. 314 vs. Lions 11-18-56 (17-30)
23. 314 vs. 49ers 12-16-61 (19-34)
24. 307 vs. Bears 10-2-60 (14-27)
25. 305 vs. Eagles 11-21-65 (19-32)
26. 302 vs. Bears 10-29-61 (20-36)
27. 300 vs. 49ers 10-26-69 (19-37)

*Completions – Attempts

COLTS BEST IN NFL SINCE 1958

Records 1958-72
(Including post-season)

Team	W	L	T	Pct.
1. Baltimore Colts	141	63	5	.691
2. Cleveland Browns	134	66	5	.670
3. Green Bay Packers	124	73	4	.629

CHAMPIONSHIP GAMES

NFL

1933—Bears 23—Giants 21
 1934—Giants 30—Bears 13
 1935—Lions 26—Giants 7
 1936—Packers 21—Boston
 Redskins 6
 1937—Wash. Redskins 28—
 Bears 21
 1938—Giants 23—Packers 17
 1939—Packers 27—Giants 0
 1940—Bears 73—Redskins 0
 1941—Bears 37—Giants 9
 1942—Redskins 14—Bears 6
 1943—Bears 41—Redskins 21
 1944—Packers 14—Giants 7
 1945—Cleve. Rams 15—
 Redskins 14
 1946—Bears 24—Giants 14
 1947—Cards 28—Eagles 21
 1948—Eagles 7—Cards 0
 1949—Eagles 14—L.A. Rams 0
 1950—Browns 30—Rams 28
 1951—Rams 24—Browns 17
 1952—Lions 17—Browns 7
 1953—Lions 17—Browns 16
 1954—Browns 56—Lions 10
 1955—Browns 38—Rams 14
 1956—Giants 47—Bears 7
 1957—Lions 59—Browns 14
 1958—Colts 23—Giants 17
 (Sudden Death)
 1959—Colts 31—Giants 16
 1960—Eagles 17—Packers 13
 1961—Packers 37—Giants 0
 1962—Packers 16—Giants 7
 1963—Bears 14—Giants 10
 1964—Browns 27—Colts 0
 1965—Packers 23—Browns 12
 1966—Packers 34—Cowboys
 27
 1967—Packers 21—Cowboys 17
 1968—Colts 34—Browns 0
 1969—Vikings 27—Browns 7

AFL

1960—Oilers 24—L.A. Chargers 16
 1961—Oilers 10—S.D. Chargers 3
 1962—Dallas Texans 20—
 Oilers 17 (Sudden Death)
 1963—Chargers 51—Patriots 10
 1964—Bills 20—Chargers 7
 1965—Bills 23—Chargers 0
 1966—Chiefs 31—Bills 7
 1967—Raiders 40—Oilers 7
 1968—Jets 27—Raiders 23
 1969—Chiefs 17—Raiders 7

AFC


1970—Colts 27—Raiders 17
 1971—Dolphins 21—Colts 0
 1972—Dolphins 21—Steelers 17

NFC

1970—Cowboys 17—49ers 10
 1971—Cowboys 14—49ers 3
 1972—Redskins 26—Cowboys 3

SUPER BOWLS

I—Packers 35—Chiefs 10
 II—Packers 35—Raiders 14
 III—Jets 16—Colts 7
 IV—Chiefs 23—Vikings 7
 V—Colts 16—Cowboys 13
 VI—Cowboys 24—Dolphins 3
 VII—Dolphins 14—Redskins 7



PAST POST SEASON RESULTS

MIAMI PLAYOFF BOWL

(Western Conference won 8, Eastern Conference won 2)

- 1970—Los Angeles Rams 31; Dallas Cowboys 0
1969—Dallas Cowboys 17; Minnesota Vikings 13
1968—Los Angeles Rams 30; Cleveland Browns 6
1967—Baltimore Colts 20; Philadelphia Eagles 14
1966—Baltimore Colts 35; Dallas Cowboys 3
1965—St. Louis Cardinals 24; Green Bay Packers 17
1964—Green Bay Packers 40; Cleveland Browns 23
1963—Detroit Lions 17; Pittsburgh Steelers 10
1962—Detroit Lions 28; Philadelphia Eagles 10
1961—Detroit Lions 17; Cleveland Browns 16

NFL PRO BOWL AT LOS ANGELES

(Western Conference won 13, Eastern Conference won 7)

- | | |
|-----------------------|-----------------------|
| 1970—West 16, East 3 | 1960—West 38, East 21 |
| 1969—West 10, East 7 | 1959—East 28, West 21 |
| 1968—West 38, East 20 | 1958—West 26, East 7 |
| 1967—East 20, West 10 | 1957—West 19, East 10 |
| 1966—East 36, West 7 | 1956—East 31, West 30 |
| 1965—West 34, East 14 | 1955—West 26, East 19 |
| 1964—West 31, East 17 | 1954—East 20, West 9 |
| 1963—East 30, West 20 | 1953—West 27, East 7 |
| 1962—West 31, East 30 | 1952—West 30, East 13 |
| 1961—West 35, East 31 | 1951—East 28, West 27 |

AFL ALL-STAR GAME

- | | |
|-------------------------------|-----------------------|
| 1970—West 26, East 3 | 1965—West 38, East 14 |
| 1969—West 38, East 25 | 1964—West 27, East 24 |
| 1968—East 25, West 24 | 1963—West 21, East 21 |
| 1967—East 30, West 23 | 1962—West 47, East 27 |
| 1966—All Stars 30, Buffalo 19 | |

NFC-AFC PRO BOWL

- 1971—NFC 27, AFC 6 (LA) 1972—AFC 26, NFC 13 (LA)
1973—AFC 33, NFC 28 (DALLAS)

ATTENDANCE RECORDS

The Colts had 51 straight home sellouts, beginning on Sept. 27, 1964 against the Chicago Bears and ending Dec. 26, 1970 in post-season playoff with Cincinnati.

Largest Home Crowd — 60,240 in 1970 (six times)
(Capacity changed after 1970 season)

Smallest Home Crowd — 12,059 on Dec. 3, 1950 against Detroit (lost 21-45)

Largest Road Crowd — 100,202 on Dec. 6, 1958 in Los Angeles (lost 28-30)

Smallest Road Crowd — 5,003 on Dec. 10, 1950 against New York Yankees in Yankee Stadium (lost 14-51)

Largest Regular Season Total Attendance — 822,284 in 1971 (average —58,735)

CHUCK THOMPSON RETURNS AS 'VOICE OF THE COLTS'

Chuck Thompson, long-time Voice of the Baltimore Colts and Orioles, will return in 1973 to broadcast Colt games on the radio network, which is originated by WCBM in Baltimore. Ordell Braase will return as the analyst.



Thompson, who came to Baltimore in the late forties to do the International League Orioles' games and the All-American Conference Colts, has won practically every conceivable broadcasting honor. He has worked World Series and post-season National Football League games nationally, both on television and radio.

"I'm looking forward with great enthusiasm to doing the Colt games again," said Thompson. "It was great fun before and I know it will be again."

Joe Thomas, Colts' Vice President and General Manager, said: "It's just great to have Chuck back. He enjoys a great national reputation and his voice represents Baltimore sports. We're very pleased to have him working with us again."

Stadium Seating Capacities

ATLANTA FALCONS — Atlanta Stadium	58,850
BALTIMORE COLTS — Memorial Stadium	60,000
BUFFALO BILLS —	80,000
CHICAGO BEARS — Soldier Field	52,500
CINCINNATI BENGALS — Riverfront Stadium	56,000
CLEVELAND BROWNS — Municipal Stadium	79,282
DALLAS COWBOYS — Texas Stadium	65,000
DENVER BRONCOS — Mile High Stadium	50,000
DETROIT LIONS — Tiger Stadium	53,277
GREEN BAY PACKERS — Lambeau Field, Green Bay	50,861
County Stadium, Milwaukee	47,094
HOUSTON OILERS — Astrodome	52,000
KANSAS CITY CHIEFS — Arrowhead	77,472
LOS ANGELES RAMS — Memorial Coliseum	76,000
MIAMI DOLPHINS — Orange Bowl	75,385
MINNESOTA VIKINGS — Metropolitan Stadium	47,693
NEW ENGLAND PATRIOTS — Schaefer Stadium	61,043
NEW ORLEANS SAINTS — Tulane Stadium	80,997
NEW YORK GIANTS — Yankee Stadium	64,892
Yale Bowl	71,200
NEW YORK JETS — Shea Stadium	60,000
OAKLAND RAIDERS — Oakland Alameda Cnty. Stad.	53,800
PHILADELPHIA Eagles — Veterans' Stadium	65,000
PITTSBURGH STEELERS — Three Rivers Stadium	50,066
SAN DIEGO CHARGERS — San Diego Stadium	50,000
SAN FRANCISCO 49ERS — Candlestick Park	43,000
ST. LOUIS CARDINALS — Civic Center	
Busch Memorial Stadium	49,818
WASHINGTON REDSKINS — D.C. Stadium	50,000

THEY COVER THE COLTS

The Baltimore Sun — Bob Maisel (S.E.), Seymour Smith (Asst. S.E.), Cameron Snyder (Beat Man), Jim Jackson, Alan Goldstein, Ken Nigro, Joe Snyder.

The Baltimore Evening Sun — Bill Tanton (S.E.), John Sears (Asst. S.E.), Mike Klingaman (Beat Man), Phil Jackman (Columnist), Larry Harris (NFL writer).

The Baltimore News American — John Steadman (S.E.), Art Janney (Asst. S.E.), N.P. Clark (Beat Man), Neal Eskridge, Chuck McGeehan, Bert Bell, Jr. (Columnist).

The Baltimore Afro-American — Sam Lacy (S.E.).

AP — Gordon Beard. UPI — Ken Frankling, Western Union — Jim McGowan

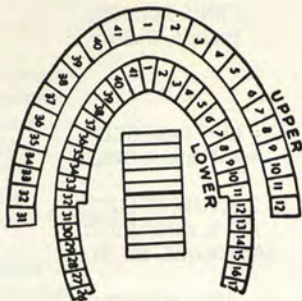
Radio and Television — Ted Patterson (WBAL), Neal Eskridge (WCBM), Dave Humphrey (WCBM), Charlie Eckman (WFBR), Tom Marr (WFBR), Lenny Moore (WSID), Vince Bagli (WBAL-TV), Tom Davis (WBAL-TV), Jack Dawson (WMAR-TV), Nick Charles (WJZ-TV), John Gordon (WJZ-TV), Chuck Thompson, Ordell Braase (Colts' Radio Network), Bill O'Donnell (NBC Television), Bob Blatchley (WTOP), Chris Saunders (WYRE), Dick Stockton and Art Donovan (Pre-Season TV).

Area Media — C. V. Burns (Cumberland News), Suter Kegg (Cumberland Times), George May (Frederick Post), Larry Yanos (Hagerstown Herald), Kent Baker (Hagerstown Mail), Rick Cullen (Salisbury Times), Bill Mowbray (Cambridge Banner), Don Tabler (Delaware State News), Hal Bodley (S.E. Wilmington, Del. News-Journal), Karl Feldner (Wilmington, Del. News-Journal), Don Baker (WFPG in Atlantic City, N.J.), (Towson Times), Al Benshoff (Lancaster Intelligencer-Journal), George Crudden (Lancaster Sunday News), Bill Carroll (Lancaster New Era), Dave Brandt (WGAL-TV, Lancaster), Bill Fisher (Lancaster Sunday News), Rod Luck (WBOC-TV, Salisbury).



Bruce Laird — NFL Kick Return Champion

STADIUM DIAGRAM



Memorial Stadium by Sections

TICKET OFFICE INFORMATION

Colts Ticket Office — Memorial Stadium — Entrance E-1 — Baltimore, Md. 21218. Direct telephone (301) 243-3611.

TICKET OFFICE HOURS

Monday thru Friday: 9 A.M. to 5 P.M. (also Saturday preceding home game 9 A.M. to 1 P.M.) Sunday: open from noon until game time.

SEASON TICKETS

Prices (which include 10% admissions tax): \$53.90, \$61.60 and \$84.70.

SINGLE GAME TICKETS

Subject to prior sale, tickets may be purchased in advance for any/or all games, on a first-come, first-served basis beginning Wednesday August 15th. Prices (which include 10% admissions tax): \$4.40, \$5.50, \$7.70, \$8.80, \$12.10.

DRIVING TO THE STADIUM

Memorial Stadium is easily accessible from U.S. Highways No. 1, No. 40, No. 301 and Interstate 95. It is located at 33rd Street, between Ellerslie Ave. and Ednor Road. Parking space is available on lots adjoining and adjacent to the Stadium.

BUS SERVICE

The No. 22 (Cross Town), No. 3 (Northwood) and the No. 36 (Ednor Gardens) bus lines pass near the Stadium. All other city busses transfer directly or indirectly to the above lines.

STADIUM SEATING

Memorial Stadium is a double-tier horseshoe-shaped ediface seating 60,000 (after baseball season) for football. The upper deck is reached by two escalators* and a series of ramps and promenades handle the flow of spectator traffic.

* East side: Section 31

* West side: Section 12

PRESS—RADIO—TELEVISION DATA

Requests for press box space, photographer credentials, pictures, statistical material and special features should be made to:

ERNIE ACCORSI
Publicity Director

or

CHIP CAMPBELL
Asst. Publicity Director

BALTIMORE COLTS
600 N. HOWARD ST.
BALTIMORE, MD. 21201

(301) 685-6400

When making requests for working media credentials allow ample time for mailing. For late requests, tickets will be left at the COLTS WILL CALL WINDOW just to the right of the main entrance to Memorial Stadium. All working media enter through Gate E-2. Working Press Credentials and all Photography Credentials good for admittance to elevator at Gate E-2 and dressing rooms.

Western Union facilities will be available for all Colt home games and the Colts will provide accomodations for SPORTSCOM for every game that they are serving a member of covering media.

Credential numbers do not apply to seat numbers. Each press box seat is labeled by publication or station.

PRONUNCIATION GUIDE

Richard Amman	AY-men
Glenn Doughty	DOWTY
Tom Drougas	DRU-gas
Joe Ehrmann	EAR-men
Sam Havrilak	HAVE-ra-lack
Fred Hoaglin	HO-glen
Marty Januszkiewicz	Jan-e-skay-vich
John Mosier	.MOE-zur
Nelson Munsey	.MUN-see
Tom Pierantozzi	Peer-in-TOE-zee
Jamie Rotella	.ROE-tell-a
Cotton Speyrer	.SPIE-er
Charlie Stukes	STOOKS
Bill Windauer	.WIND-our
Head Coach Howard Schnellenberger	.SHNELL-en-berger

NATIONAL FOOTBALL LEAGUE
410 Park Ave. New York, N.Y. 10022
(212) 758-1500

Commissioner	Pete Rozelle
Executive Director	Jim Kensil
Treasurer	Bill Ray
Director of Public Relations	Don Weiss
Public Relations Assistant	Joe Browne
Broadcast Coordinator	Bob Cochran
Director of Security	Jack Danahy
Directory of Personnel	Jan Van Duser
Supervisor of Officials	Art McNally
Assistant Supervisor of Officials	Mel Hein
AFC President	Lamar Hunt
Asst. to AFC President	Val Pinchbeck, Jr.
AFC Director of Information	Harold Rosenthal
NFC President	George Halas
Asst. to NFC President	Bill McGrane
NFC Director of Information	Jim Heffernan

NFL PUBLIC RELATIONS DIRECTORS
& Office Phone Numbers

AFC

Buffalo — L. Budd Thalman	(716) 856-1567
Cincinnati — Al Heim	(513) 621-3550
Cleveland — Nate Wallack	(216) 696-5555
Denver — Bob Peck	(303) 623-6311
Houston — Jim McLemore	(713) 748-2780
Kansas City — Bob Sprenger	(816) 924-9300
Miami — Mike Rathet & Charlie Callahan	(305) 379-1851
New England — Pat Horne	(617) 543-7911
New York Jets — Frank Ramos	(212) 421-6600
Oakland — Tom Grimes	(415) 562-5900
Pittsburgh — Ed Kiely & Joe Gordon	(412) 323-1200
San Diego — Jerry Wynn	(714) 280-2111

NFC

Atlanta — Wilt Browning	(404) 688-8684
Chicago — Dan Desmond	(312) 332-5400
Dallas — Curt Mosher	(214) 369-3211
Detroit — Lyall Smith	(313) 965-6644
Green Bay — Chuck Lane	(414) 494-2351
Los Angeles — Jack Geyer & Jerry Wilcox	(213) 277-4700
Minnesota — Bill McGrane	(612) 920-4805
New Orleans — Larry Liddel	(504) 525-4011
New York Giants — Ed Croke	(212) JU2-7272
Philadelphia — Jim Gallagher	(215) 463-2500
St. Louis — Joe Rhein	(314) GA1-0777
San Francisco — George McFadden	(415) 771-1149
Washington — Joe Blair	(703) 471-9100

1973 NFL PRE-SEASON SCHEDULE
(All times P.M. local daylight)

FIRST WEEKEND

DATE	GAME	SITE	LOCAL TIME
July 27	Miami vs. College All Stars	Chicago	8:00 (ABC)
28	San Francisco vs. New England	Canton, O.	4:00 (ABC)
Aug. 3	Houston vs. New York Jets	Houston	8:00
3	Los Angeles vs. Dallas	Los Angeles	8:00
3	Washington vs. Detroit	Washington	8:00
4	Pittsburgh vs. Baltimore	Pittsburgh	8:00
4	Buffalo vs. Philadelphia	Jacksonville, Fla.	8:00
4	Miami vs. Cincinnati	Miami	8:00
4	Kansas City vs. New Orleans	Kansas City	8:00
4	San Diego vs. New York Giants	San Diego	8:00
4	Green Bay vs. Chicago	Milwaukee	8:00
5	New England vs. Oakland	Foxboro	8:30
6	Cleveland vs. San Francisco	Cleveland	8:00

SECOND WEEKEND

Aug. 10	Denver vs. Washington	Washington	8:00
11	Green Bay vs. Buffalo	Green Bay	8:00
11	Cincinnati vs. Philadelphia	Cincinnati	8:00
11	Los Angeles vs. Cleveland	Los Angeles	7:30
11	Atlanta vs. Baltimore	Atlanta	8:00
11	Houston vs. Chicago	Houston	8:00
11	Miami vs. New Orleans	Miami	8:00
11	New York Jets vs. San Francisco	Tampa, Fla.	8:00
11	Oakland vs. Dallas	Oakland	8:00
11	Minnesota vs. Pittsburgh	Minnesota	8:00
11	San Diego vs. St. Louis	San Diego	8:00
12	New England vs. New York Giants	Foxboro	8:00
13	Kansas City vs. Detroit	Kansas City	8:00

THIRD WEEKEND

Aug. 16	Philadelphia vs. Pittsburgh	Philadelphia	8:00
17	Buffalo vs. Washington	Buffalo	7:30
18	Baltimore vs. Detroit	Memphis, Tenn.	8:00
18	Denver vs. St. Louis	Denver	8:00
18	Green Bay vs. Houston	Milwaukee	8:00
18	Kansas City vs. Minnesota	Kansas City	8:00 (NBC)
18	Miami vs. Chicago	Miami	8:00
18	Atlanta vs. New England	Atlanta	8:00
18	Oakland vs. Los Angeles	Berkeley	1:00
18	Dallas vs. New Orleans	Dallas	8:00
19	Cleveland vs. Cincinnati	Columbus, O.	2:00
19	New York Giants vs. New York Jets	New Haven	2:00
19	San Francisco vs. San Diego	San Francisco	1:00

FOURTH WEEKEND

Aug.	23	Houston vs. Dallas	Houston	8:00
	24	Detroit vs. Cincinnati	Detroit	8:00
	24	Miami vs. Los Angeles	Miami	8:00 (NBC)
	25	Washington vs. Baltimore	Washington	8:00
	25	Atlanta vs. Cleveland	Knoxville, Tenn.	7:30
	25	New Orleans vs. New England	New Orleans	8:00
	25	Oakland vs. Minnesota	Berkeley	1:00
	25	San Diego vs. Philadelphia	San Diego	8:00
	25	St. Louis vs. New York Jets	St. Louis	7:00
	26	Kansas City vs. Green Bay	Kansas City	8:00 (ABC)
	26	Buffalo vs. Chicago	Buffalo	2:00
	26	San Francisco vs. Denver	San Francisco	1:00
	26	New York Giants vs. Pittsburgh	New York	1:00

FIFTH WEEKEND

Aug.	31	Denver vs. Buffalo	Denver	8:00
	31	Minnesota vs. Miami	Minnesota	8:00 (CBS)
	31	Los Angeles vs. San Diego	Los Angeles	8:30
Sept.	1	Houston vs. Baltimore	Houston	8:00
	1	Cincinnati vs. Atlanta	Cincinnati	8:00
	1	Cleveland vs. Detroit	Cleveland	8:00 (NBC)
	1	Dallas vs. Kansas City	Dallas	8:00
	1	New Orleans vs. New York Jets	New Orleans	8:00
	1	San Francisco vs. Oakland	Oakland	8:00
	1	Green Bay vs. Pittsburgh	Green Bay	8:00
	1	Chicago vs. St. Louis	Chicago	8:00
	1	New York Giants vs. Philadelphia	Princeton	2:00
	2	New England vs. Washington	Foxboro	8:30

SIXTH WEEKEND

Sept.	6	Dallas vs. Miami	Dallas	8:00 (CBS)
	6	Los Angeles vs. San Francisco	Los Angeles	8:00
	7	St. Louis vs. Kansas City	St. Louis	8:00
	7	Detroit vs. New England	Detroit	8:00
	8	Buffalo vs. Oakland	Buffalo	7:30
	8	Green Bay vs. Cincinnati	Cincinnati	8:00
	8	Cleveland vs. New York Giants	Akron, O.	8:00
	8	New York Jets vs. Philadelphia	Tampa, Fla.	8:00
	8	Atlanta vs. Pittsburgh	Pittsburgh	8:00
	8	San Diego vs. Minnesota	San Diego	8:00
	8	New Orleans vs. Houston	New Orleans	8:00
	9	Denver vs. Baltimore	Denver	1:00
	9	Washington vs. Chicago	Washington	8:30 (CBS)

1973 NFL REGULAR SEASON SCHEDULE
(All times Local, Daylight or Standard)

SUNDAY, SEPTEMBER 16 (First Week)

1. Atlanta at New Orleans	1:00
2. Baltimore at Cleveland	1:00
3. Buffalo at New England	1:00
4. Cincinnati at Denver	2:00
5. Dallas at Chicago	1:00
6. Detroit at Pittsburgh	4:00
7. Houston at New York Giants	1:00
8. Los Angeles at Kansas City	3:00
9. Oakland at Minnesota	1:00
10. St. Louis at Philadelphia	1:00
11. San Diego at Washington	1:00
12. San Francisco at Miami	1:00

MONDAY, SEPTEMBER 17

13. New York Jets vs. Green Bay at Milwaukee	8:00
--	------

SUNDAY, SEPTEMBER 23 (Second Week)

14. Atlanta at Los Angeles	1:00
15. Buffalo at San Diego	1:00
16. Cleveland at Pittsburgh	1:00
17. Detroit at Green Bay	1:00
18. Houston at Cincinnati	1:00
19. Kansas City at New England	1:00
20. Miami at Oakland	1:00
21. Minnesota at Chicago	1:00
22. New York Jets at Baltimore	2:00
23. Philadelphia at New York Giants	1:00
24. San Francisco at Denver	2:00
25. Washington at St. Louis	1:00

MONDAY, SEPTEMBER 24

26. New Orleans at Dallas	8:00
---------------------------	------

SUNDAY, SEPTEMBER 30 (Third Week)

27. Chicago at Denver	2:00
28. Cincinnati at San Diego	1:00
29. Green Bay at Minnesota	1:00
30. Los Angeles at San Francisco	1:00
31. New England at Miami	1:00
32. New Orleans at Baltimore	2:00
33. New York Giants at Cleveland	1:00
34. New York Jets at Buffalo	1:00
35. Oakland at Kansas City	3:00
36. Pittsburgh at Houston	1:00
37. St. Louis at Dallas	1:00
38. Washington at Philadelphia	1:00

MONDAY, OCTOBER 1

39. Atlanta at Detroit	9:00
------------------------	------

SUNDAY, OCTOBER 7 (Fourth Week)

40. Baltimore at New England	1:00
41. Chicago at New Orleans	1:00
42. Cleveland at Cincinnati	1:00
43. Denver at Kansas City	1:00
44. Green Bay at New York Giants	1:00
45. Los Angeles at Houston	1:00
46. Miami at New York Jets	1:00
47. Minnesota at Detroit	4:00
48. Oakland at St. Louis	1:00
49. Philadelphia at Buffalo	1:00
50. San Diego at Pittsburgh	1:00
51. San Francisco at Atlanta	1:00

MONDAY, OCTOBER 8

52. Dallas at Washington	9:00
--------------------------	------

SUNDAY, OCTOBER 14 (Fifth Week)

53. Baltimore at Buffalo	1:00
54. Chicago at Atlanta	1:00
55. Dallas at Los Angeles	1:00
56. Denver at Houston	1:00
57. Detroit at New Orleans	1:00
58. Kansas City vs. Green Bay at Milwaukee	1:00
59. Minnesota at San Francisco	1:00

60. New England at New York Jets	1:00
61. Philadelphia at St. Louis	1:00
62. Pittsburgh at Cincinnati	1:00
63. San Diego at Oakland	1:00
64. Washington at New York Giants	1:00

MONDAY, OCTOBER 15

65. Miami at Cleveland	9:00
------------------------	------

SUNDAY, OCTOBER 21 (Sixth Week)

66. Atlanta at San Diego	1:00
67. Baltimore at Detroit	1:00
68. Buffalo at Miami	1:00
69. Green Bay at Los Angeles	1:00
70. Houston at Cleveland	1:00
71. Kansas City at Cincinnati	4:00
72. New England at Chicago	1:00
73. New Orleans at San Francisco	1:00
74. New York Giants at Dallas	3:00
75. Philadelphia at Minnesota	1:00
76. Pittsburgh at New York Jets	1:00
77. St. Louis at Washington	1:00

MONDAY, OCTOBER 22

78. Oakland at Denver	7:00
-----------------------	------

SUNDAY, OCTOBER 28 (Seventh Week)

79. Atlanta at San Francisco	1:00
80. Cincinnati at Pittsburgh	4:00
81. Dallas at Philadelphia	1:00
82. Denver at New York Jets	1:00
83. Green Bay at Detroit	1:00
84. Houston at Chicago	1:00
85. Los Angeles at Minnesota	1:00
86. Miami at New England	1:00
87. New York Giants at St. Louis	1:00
88. Oakland at Baltimore	2:00
89. San Diego at Cleveland	1:00
90. Washington at New Orleans	1:00

MONDAY, OCTOBER 29

91. Kansas City at Buffalo	9:00
----------------------------	------

SUNDAY, NOVEMBER 4 (Eighth Week)

92. Buffalo at New Orleans	1:00
93. Chicago at Green Bay	1:00
94. Cincinnati at Dallas	1:00
95. Cleveland at Minnesota	1:00
96. Denver at St. Louis	1:00
97. Houston at Baltimore	2:00
98. Kansas City at San Diego	1:00
99. Los Angeles at Atlanta	1:00
100. New England at Philadelphia	1:00
101. New York Giants at Oakland	1:00
102. New York Jets at Miami	1:00
103. San Francisco at Detroit	4:00

MONDAY, NOVEMBER 5

104. Washington at Pittsburgh	9:00
-------------------------------	------

SUNDAY, NOVEMBER 11 (Ninth Week)

105. Atlanta at Philadelphia	1:00
106. Baltimore at Miami	1:00
107. Cincinnati at Buffalo	1:00
108. Cleveland at Houston	1:00
109. Dallas at New York Giants	1:00
110. Detroit at Minnesota	1:00
111. New Orleans at Los Angeles	1:00
112. New York Jets at New England	1:00
113. Pittsburgh at Oakland	1:00
114. St. Louis at Green Bay	1:00
115. San Diego at Denver	2:00
116. San Francisco at Washington	1:00

MONDAY, NOVEMBER 12

117. Chicago at Kansas City	8:00
-----------------------------	------

SUNDAY, NOVEMBER 18 (Tenth Week)

118.	Baltimore at Washington	1:00
119.	Cleveland at Oakland	1:00
120.	Denver at Pittsburgh	1:00
121.	Detroit at Chicago	1:00
122.	Green Bay at New England	1:00
123.	Houston at Kansas City	1:00
124.	Miami at Buffalo	1:00
125.	New Orleans at San Diego	1:00
126.	New York Jets at Cincinnati	1:00
127.	Philadelphia at Dallas	1:00
128.	St. Louis at New York Giants	1:00
129.	San Francisco at Los Angeles	1:00

MONDAY, NOVEMBER 19

130.	Minnesota at Atlanta	9:00
------	----------------------	------

**THURSDAY, NOVEMBER 22 (Eleventh Week)
(Thanksgiving)**

131.	Washington at Detroit	12:15
132.	Miami at Dallas	2:30

SUNDAY, NOVEMBER 25

133.	Atlanta at New York Jets	4:00
134.	Buffalo at Baltimore	2:00
135.	Chicago at Minnesota	1:00
136.	Kansas City at Denver	2:00
137.	Los Angeles at New Orleans	1:00
138.	New England at Houston	1:00
139.	New York Giants at Philadelphia	1:00
140.	Oakland at San Diego	1:00
141.	Pittsburgh at Cleveland	1:00
142.	St. Louis at Cincinnati	1:00

MONDAY, NOVEMBER 26

143.	Green Bay at San Francisco	6:00
------	----------------------------	------

SUNDAY, DECEMBER 2 (Twelfth Week)

144.	Baltimore at New York Jets	1:00
145.	Buffalo at Atlanta	1:00
146.	Cleveland at Kansas City	3:00
147.	Dallas at Denver	2:00
148.	Detroit at St. Louis	1:00
149.	Los Angeles at Chicago	1:00
150.	Minnesota at Cincinnati	1:00
151.	New Orleans vs. Green Bay at Milwaukee	1:00

152.	New York Giants at Washington	1:00
153.	Oakland at Houston	1:00
154.	Philadelphia at San Francisco	1:00
155.	San Diego at New England	1:00

MONDAY, DECEMBER 3

156.	Pittsburgh at Miami	9:00
------	---------------------	------

SATURDAY, DECEMBER 8 (Thirteenth Week)

157.	Kansas City at Oakland	1:00
158.	Minnesota at Green Bay	12:00

SUNDAY, DECEMBER 9

159.	Chicago at Detroit	1:00
160.	Cincinnati at Cleveland	1:00
161.	Denver at San Diego	1:00
162.	Houston at Pittsburgh	1:00
163.	Miami at Baltimore	2:00
164.	New England at Buffalo	1:00
165.	New York Jets at Philadelphia	1:00
166.	St. Louis at Atlanta	1:00
167.	San Francisco at New Orleans	1:00
168.	Washington at Dallas	3:00

MONDAY, DECEMBER 10

169.	New York Giants at Los Angeles	6:00
------	--------------------------------	------

SATURDAY, DECEMBER 15 (Fourteenth Week)

170.	Detroit at Miami	1:00
171.	Pittsburgh at San Francisco	1:00

SUNDAY, DECEMBER 16

172.	Buffalo at New York Jets	1:00
173.	Cincinnati at Houston	1:00
174.	Cleveland at Los Angeles	1:00
175.	Dallas at St. Louis	1:00
176.	Denver at Oakland	1:00
177.	Green Bay at Chicago	1:00
178.	Minnesota at New York Giants	1:00
179.	New England at Baltimore	2:00
180.	New Orleans at Atlanta	1:00
181.	Philadelphia at Washington	1:00
182.	San Diego at Kansas City	1:00

NFL POST-SEASON GAMES

Saturday, December 22 — AFC & NFC Divisional Playoffs
 Sunday, December 23 — AFC & NFC Divisional Playoffs

Sunday, December 30 — AFC Championship Game
 NFC Championship Game

Sunday, January 13 — Super Bowl VIII at Houston
 Sunday, January 21 — AFC-NFC Pro Bowl at Kansas City

1972 RUSHING GAME-BY-GAME

GAME	McCAULEY	NOTTINGHAM	L. MITCHELL	MATTE	DOMRES	BULAICH	HAVRILAK	TEAM TOTALS
St. Louis	1-4			8-34		17-80	1-0	27-117
N.Y. Jets	1-1	16-35		9-42				27-80
Buffalo	13-43	18-78		7-30			2-8	41-159
San Diego	2-9	17-85		9-31	1-4	3-7	1-9	33-145
Cowboys	11-36	7-29			1-3		1-8	23-105
N.Y. Jets	26-112	13-58			4-12	1-2	1-(-)12	46-170
Miami	9-38	9-43			4-30	2-3		24-114
New England	22-70	10-33			3-9	4-17	1-32	41-178
San Francisco	15-52	8-12					2-23	26-84
Cincinnati	22-97	7-26	2-15		2-5			33-143
New England	16-62	4-13	14-82		1-(-)3		1-(-)1	38-164
Buffalo	17-68	6-25	10-45		7-40		1-3	44-189
Kansas City	11-43	6-22	10-31		1-5			29-106
Miami	12-40	2-7	9-42		6-32		1-3	30-131
TOTALS	178-675	123-466	45-215	33-137	30-144	27-109	12-72	465-1894

BEST 1972 PERFORMANCE: 112 yards, Don McCauley vs. Jets on October 22, 1972 (26 attempts)

LONGEST 1972 RUN: 36 yards, Don McCauley vs. Bengals on November 19, 1972

ALL TIME BEST PERFORMANCE: 198 yards, Norm Bulaich vs. Jets on September 19, 1972 (22 attempts)

ALL TIME LONGEST RUN: 80 yards, Tom Matte vs. Cardinals on October 12, 1964

1972 PASSING, GAME-BY-GAME

GAME	QUARTERBACK	ATT.	COMP.	PCT.	YDS.	TD	LONG	INT.	YDS LOST ATT. PASS
St. Louis	Unitas	36	22	61.1	257	0	43	0	2-10
N.Y. Jets	Unitas	45	26	57.8	376	2	40	0	6-44
Buffalo	Unitas	28	12	42.9	184	1	34	2	0-0
	Havrilak	1	0	-	0	0	0	0	0-0
	Domres	0	0	-	0	0	0	0	1-4
San Diego	Unitas	21	13	61.9	117	0	17	0	1-10
Dallas	Unitas	22	11	50.0	97	0	19	1	4-29
	Domres	4	2	50.0	12	0	9	0	1-10
N.Y. Jets	Domres	34	19	55.9	253	1	53	0	1-26
Miami	Domres	21	13	61.9	102	0	22	0	3-24
New England	Domres	19	10	52.6	89	1	17	0	0-0
San Francisco	Domres	27	14	51.9	255	1	62	0	3-21
	Unitas	0	0	-	0	0	0	0	1-21
Cincinnati	Domres	20	12	60.0	169	1	40	0	1-6
New England	Domres	26	11	42.3	98	3	40	2	0-0
	Mildren	1	0	0.0	0	0	0	0	0-0
Buffalo	Domres	24	14	50.0	138	3	29	0	0-0
	Unitas	2	2	100.0	64	1	63	0	0-0
Kansas City	Domres	24	11	45.8	148	1	44	2	0-0
Miami	Domres	23	11	47.8	128	0	28	2	1-5
	Unitas	2	1	50.0	3	0	3	1	0-0
Totals		381	203	53.3	2503	15	63	12	25-210

1972 RECEIVING, GAME-BY-GAME

GAME	T. MITCHELL	HAVRILAK	McCAULEY	NOTTINGHAM	L. MITCHELL	MATTE	O'BRIEN	HINTON	TEAM TOTALS
St. Louis	4-50	2-41		1-5		3-76		6-50	22-257
N.Y. Jets	8-114	4-115		2-21		9-69			26-376
Buffalo	2-44	1-11	2-37	5-63		1-20			12-184
San Diego	3-30	2-20		3-8		1-17			13-117
Dallas	3-38	2-14	2-1	1-8	1-3				13-109
N.Y. Jets	3-29	4-43	3-24	3-13			5-91		19-253
Miami	2-31	2-19	3-19	3-0			1-22		13-102
New England	3-34	1-15	4-30	1-1				1-9	10-89
San Francisco	4-55	6-136	2-14	1-13			1-37		14-255
Cincinnati	1-18	3-45	2-8	3-41			1-40		12-169
New England	1-3	2-43	2-16	1-7				1-12	11-98
Buffalo	1-9		5-61					1-63	14-202
Kansas City	4-29	2-32					2-59		11-148
Miami	1-10	1-24	4-46	1-12			1-14		12-131
TOTALS	40-494	33-571	30-256	25-191	18-137	14-182	11-263	11-146	203-2503

BEST 1972 PERFORMANCE: 136 yards (six receptions) by Sam Havrilak vs. 49ers, November 12, 1972

LONGEST 1972 RECEPTION: 63 yards, Ed Hinton from John Unitas vs. Buffalo, December 3, 1972

ALL TIME BEST PERFORMANCE: 224 yards (12 receptions) Raymond Berry vs. Washington, November 10, 1957

ALL TIME LONGEST PASS: 89 yards, John Mackey from John Unitas vs. Los Angeles, October 30, 1966

Year By Year Leaders

SCORING

YEAR	PLAYER	TD	PAT	FG	PTS	YEAR	PLAYER	NO.	YDS.	AVG.	LONG	TD
1953	Bert Rechichar	3		5	33	1953	Dan Edwards	35		8.9	32	3
1954	Gary Kekorian	1	11-12	5-10	32	1954	Dan Edwards	40	531	13.3	42	1
1955	Bert Rechichar	0	25-26	10-24	55	1955	Jim Mutscheller	33	518	15.7	48	7
1956	Lenny Moore	9			54	1956	Jim Mutscheller	44	715	16.3	53	6
1957	Lenny Moore	11			66	1957	Raymond Berry	47	800	17.0	67	6
1958	Lenny Moore	14			84	1958	Raymond Berry	56	794	14.2	54	9
1959	Raymond Berry	14			84	1959	Raymond Berry	66	959	14.5	55	14
1960	Lenny Moore	13			78	1960	Raymond Berry	74	1298	17.5	70	10
1961	Steve Myhra	0	33-34	21-39	96	1961	Raymond Berry	75	837	11.6	44	0
1962	Dick Bielecki	2	25-28	11-25	70	1962	Jimmy Orr	55	974	17.7	80	11
1963	Jim Martin	0	32-35	24-39	104	1963	Tom Matte	48	466	9.7	45	1
1964	Lenny Moore	20			120	1964	Raymond Berry	43	466	15.4	46	6
1965	Lou Michaels	0	48-48	17-28	101	1965	Raymond Berry	58	739	12.7	40	7
1966	Lou Michaels	0	35-36	21-39	98	1966	Raymond Berry	58	786	14.0	40	7
1967	Lou Michaels	0	46-48	20-37	106	1967	Willie Richardson	63	860	13.7	31	8
1968	Lou Michaels	0	48-50	18-28	102	1968	John Mackey	45	644	14.3	45	5
1969	Tom Matte	13			79	1968	Willie Richardson	43	648	15.0	39	3
1970	Jim O'Brien	0	36-38	19-34	93	1970	Eddie Hinton	47	733	15.3	40	5
1971	Jim O'Brien	0	35-36	20-29	95	1971	Tom Mitchell	33	402	12.2	35	0
1972	Jim O'Brien	2	24-24	13-31	75	1972	Tom Mitchell	40	494	12.3	34	4

RUSHING

YEAR	PLAYER	ATT	YARDS	AVG	LONG	TD	YEAR	PLAYER	ATT	COMP	YARDS	INT
1953	John Huzvar	119	515	4.3	36	4	1953	Fred Enke	169	71	1054	15
1954	Buddy Young	70	311	4.4	57	2	1954	Gary Kekorian	217	117	1515	9
1955	Alan Ameche	213	961	4.5	79	9	1955	George Shaw	237	119	1586	10
1956	Alan Ameche	178	858	4.8	43	8	1956	John Unitas	198	110	1498	9
1957	Alan Ameche	144	493	3.4	49	5	1957	John Unitas	301	172	2550	24
1958	Alan Ameche	171	791	4.6	22	8	1958	John Unitas	263	136	2007	18
1959	Alan Ameche	178	679	3.8	26	7	1959	John Unitas	367	193	2889	14
1960	Lenny Moore	91	374	4.1	57	4	1960	John Unitas	378	190	3099	25
1961	Joe Perry	168	675	4.0	27	3	1961	John Unitas	420	229	2990	16
1962	Lenny Moore	106	470	4.4	25	2	1962	John Unitas	389	232	2967	23
1963	Tom Matte	133	541	4.1	31	4	1963	John Unitas	410	237	3481	20
1964	Lenny Moore	157	584	3.7	32	16	1964	John Unitas	305	158	2824	19
1965	Jerry Hill	147	516	3.5	20	5	1965	John Unitas	282	164	2530	23
1966	Tony Lorick	143	524	3.7	41	3	1966	John Unitas	348	195	2748	24
1967	Tom Matte	147	636	4.3	30	9	1967	John Unitas	436	255	3428	20
1968	Tom Matte	183	662	3.6	23	9	1968	Earl Morrall	317	182	2909	26
1969	Tom Matte	235	909	3.9	26	11	1969	John Unitas	327	178	2342	12
1970	Norm Bublich	139	426	3.0	15	3	1970	John Unitas	321	166	2213	14
1971	Norm Bublich	152	741	4.9	67	8	1971	John Unitas	176	92	942	3
1972	Don McCaulley	176	675	3.8	36	2	1972	Marty Domres	222	115	1392	6

WAIVERS, CUTDOWN DATES, MOVE LIST & PLAYER LIMITS

Waivers

When a club asks waivers on a player during the period from July 4 through the end of the regular season, other clubs may claim that player from 4 p.m., New York Time, on the day the request is made, until 4 p.m., the next day. This 24-hour waiver period expands to 10 days at other times of the year. Waivers are announced simultaneously to all 26 clubs with claims recognized in priority by conference. A 24-hour recall period follows the waiver period. If a player is awarded through waivers, his contract is assigned immediately to the acquiring club, except that awards due on the day to or day of a regular season game are postponed to the following working day. If a player clears regular waivers, he becomes a free agent. If he clears injured waivers, he remains under contract to his club and receives full salary and benefits.

Inactive List

In addition to its regular roster (Active List), clubs establish an Inactive List (commonly known as taxi squad) on the Thursday prior to the season opener and are allowed an unlimited number of changes during the year between Active and Inactive status without such player being subject to waivers. During the season a club may have a total of no more than 47 players on both lists. Players on the Inactive List fall into one of three categories:

1. De-activated (still under current contract and may be activated at any time), or
2. Under future contract (must be signed to 1973 contract before activation; also, players in this category may play for a minor league provided they are counted at all times on the Inactive List), or
3. Cleared injured waivers (must remain out 16 days or two games, whichever occurs first).

Players on the Inactive List may practice with their clubs.

Reserve List

The Reserve List is a special category of imoperative players who may be retired, in military, injured, etc. In most instances a Reserve List player must be subjected to no-recall waivers in order to be activated during a season.

Player Limits

Clubs are allowed to open training camp with an unlimited number of players but must, by August 7, 1973, establish a roster of no more than 60 active players. Thereafter a series of three player limit reductions must be met:

- August 27 — 49 or less on Active List
- September 3 — 44 or less on Active List
- September 10 — 40 or less on Active List

Once a club goes below 44, all waivers through 4:00 p.m., on September 13 are non-recallable. Claims on players waived after the Active List is reduced to 49 cannot be withdrawn.

However, any player waived during the reduction from 49 to 40 can be reactivated at any time by the waiving team. In all other cases — both prior to the mandatory cutdowns and after the start of the regular season — a period of 16 days or two games must elapse before a waived player can be reactivated by the waiving team.

College All-Star team players need not count as active players until the 44-player limit is reached, even if they play in pre-season games prior to the reduction to 44.

Following is a year-by-year listing of the NFL player limit:

1964-73	40	1951-56	33	1938-39	30
1963	37	1949-50	32	1936-37	25
1961-62	36	1948	35	1935	22
1960	38	1946-47	33	1930-34	20
1959	36	1943-45	28	1926-29	18
1957-58	35	1940-42	33	1925	16

NOTE: Prior to merger agreement in 1966, when limit for both AFL and NFL was placed at 40, following limits were in effect in AFL: 1960-61 (35); 1962-63 (33); 1964 (34); 1965 (38).

FROM ONE TEAM OF PROS TO ANOTHER

"C'mon Colts"



DON TATE

Car Center
Chrysler-Plymouth
123 North Point Blvd.
Baltimore



DON WEAVER

Timonium
Chrysler-Plymouth, Inc.
10300 York Road
Cockeysville



ISIDORE GLASS

Govans
Chrysler-Plymouth, Inc.
5600 York Road
Baltimore



DOUG GRIFFITH

Doug Griffith
Chrysler-Plymouth, Inc.
9213 Harford Rd.
Baltimore



JOE HARRISON

Chrysler-Plymouth
West, Inc.
5530 Baltimore
National Pike
Catonsville



CREST TATE

Tate
Chrysler-Plymouth, Inc.
7 North Ritchie Highway
Glen Burnie



LEW PENN

Penn Brothers, Inc.
201 Reisterstown Rd.
Pikesville



STAN KUFMAN

Capitol Motors, Inc.
240 West Street
Annapolis

CIDAA/PAA

See the Official Car of the Colts
at your Baltimore Chrysler-Plymouth Dealers



BLUE IS BEAUTIFUL

YOUR
BALTIMORE METRO
CHRYSLER-PLYMOUTH
DEALERS.
BOOSTERS OF THE
BALTIMORE COLTS.

