

INDIANAPOLIS COLTS
1999 MEDIA GUIDE



"SIMPLIFY YOUR LIFE"

Marsh Fresh Express™
will **shop**, and **deliver**
your grocery order
all for \$8.95!

*Going away for the weekend
and need groceries upon return?*

No prepared meal for tonight?

*From prepared meals, to diapers, to
cosmetics, to water softener salt,*

Marsh will deliver!

Our trained shoppers will carefully
select the freshest fruits, vegetables
and meat in addition to any item
available in the Marsh store,
even postage stamps.

It's easier than you think!

With one phone call, fax, or internet
order, your grocery worries are over.

Hand them over to Marsh...

**we've been in the grocery business
over 65 years!**

Phone (317) 598-3634

Fax (317) 598-3635

Online <http://www.marsh.net>

**EXPERIENCE
THE
CONVENIENCE
...NOW!...**



MARSH.
FRESH
EXPRESS.

1999 SEASON SCHEDULE

PRESEASON

| Date | Opponent | Time |
|-----------------------|-----------------------|-----------|
| Saturday, August 7 | at Chicago Bears | 7:00 p.m. |
| Saturday, August 14 | CINCINNATI BENGALS | 7:00 p.m. |
| Saturday, August 21 | at New Orleans Saints | 7:00 p.m. |
| Thursday, September 2 | SEATTLE SEAHAWKS | 7:00 p.m. |

REGULAR SEASON

| | | |
|----------------------|-------------------------|------------|
| Sunday, September 12 | BUFFALO BILLS | 12:00 p.m. |
| Sunday, September 19 | at New England Patriots | 12:00 p.m. |
| Sunday, September 26 | at San Diego Chargers | 3:05 p.m. |
| Sunday, October 3 | Open Date | |
| Sunday, October 10 | MIAMI DOLPHINS | 3:15 p.m. |
| Sunday, October 17 | at New York Jets | 12:00 p.m. |
| Sunday, October 24 | CINCINNATI BENGALS | 12:00 p.m. |
| Sunday, October 31 | DALLAS COWBOYS | 1:00 p.m. |
| Sunday, November 7 | KANSAS CITY CHIEFS | 1:00 p.m. |
| Sunday, November 14 | at New York Giants | 1:00 p.m. |
| Sunday, November 21 | at Philadelphia Eagles | 1:00 p.m. |
| Sunday, November 28 | NEW YORK JETS | 4:15 p.m. |
| Sunday, December 5 | at Miami Dolphins | 1:00 p.m. |
| Sunday, December 12 | NEW ENGLAND PATRIOTS | 1:00 p.m. |
| Sunday, December 19 | WASHINGTON REDSKINS | 1:00 p.m. |
| Sunday, December 26 | at Cleveland Browns | 1:00 p.m. |
| Monday, January 2 | at Buffalo Bills | 1:00 p.m. |

HOME GAMES

All times local to Indianapolis

INDEX

| | |
|----------------------|---------|
| Alumni | 126-130 |
| Biographies: | |
| Administration | 17-29 |
| Assistant Coaches | 10 |
| Chernoff, Michael | 5 |
| Draft Choices | 75-80 |
| Irsay, Jim | 3 |
| Mora, Jim | 6-8 |
| Polian, Bill | 4 |
| Veteran Players | 30-74 |
| Building the Colts | 183 |
| Championship Games | 184-196 |
| Draft History | 134-140 |
| Free Agency | 145 |
| Hall of Fame Colts | 119-121 |
| History of the Colts | 107-116 |
| Honors | 122-125 |
| Jersey Numbers | 131-133 |
| League Contacts | 83 |
| Overtime History | 140 |

| | |
|------------------|------------------|
| Records: | |
| Attendance | 146-147 |
| Individual | 148-162 |
| Playoffs | 197-204 |
| Team | 163-171 |
| Results: | |
| Preseason | 205-207 |
| Regular Season | 208-257 |
| Review of 1998: | |
| Game Summaries | 85-100 |
| Statistics: | |
| Individual | 101-102, 104-106 |
| Seasonal Leaders | 174-176 |
| Team | 103 |
| Rosters | 81-82 |
| Schedule: | |
| Colts | 1 |
| NFL | 266-268 |
| Series Records | 258-264 |
| Stadium Records | 265 |
| Trade History | 141-144 |
| NFL Stadiums | 133 |

The Colts' logo and the name Indianapolis Colts are trademarks of the Indianapolis Colts, Inc.

INDIANAPOLIS COLTS

PO Box 535000 • Indianapolis, IN 46253

(317) 297-2658—Switchboard • (317) 297-7000—Ticket Office

(317) 297-8971—Fax • (317) 388-0982—PR Fax

E-mail: info@colts.com • http://www.colts.com

The 1999 Media Guide was compiled by Craig Kelley and Ryan Robinson and is meant to serve as an information source for the media and NFL fans. Information contained herein was compiled by current and previous Colts Public Relations staffs. Editorial assistance, Terry Musolf, John Turney, Joe Cronin, Joe Horrigan, Elias Sports Bureau. Printing by Sport Graphics. Cover design by Jennifer DeLeonardis. Layout by Becky Smoot and Jennifer DeLeonardis. Photographs by Don Larson and through the club's archives.

INDIANAPOLIS COLTS ADMINISTRATION

ADMINISTRATION

James Irsay, Owner and CEO
Bill Polian, President
Michael G. Chernoff, Vice Chairman/COO
Bob Terpening, Senior Vice President
Pete Ward, Senior Vice President—Administration
Ray Compton, Vice President of Sales and Marketing
Ken Heague, Special Assistant to the Owner

COACHING STAFF

Jim Mora, Head Coach
Bruce Arians, Quarterbacks
George Catavolos, Asst. Head Coach/Defensive Backs
Vic Fangio, Defensive Coordinator
Todd Grantham, Defensive Line
Gene Huey, Running Backs
Tony Marciano, Tight Ends
Tom Moore, Offensive Coordinator
Howard Mudd, Offensive Line
Mike Murphy, Linebackers
Jay Norvell, Wide Receivers
John Pagano, Defensive Assistant
Kevin Spencer, Special Teams
Jon Torine, Strength and Conditioning
Cathy Catellier, Assistant to the Head Coach
Debbie Pulasky, Coaching Assistant

FOOTBALL OPERATIONS

Dom Anile, Director of Football Operations
Clyde Powers, Director of Pro Player Personnel
Chris Polian, Director of Pro Scouting
George Boone, Director of College Scouting
Steve Champlin, Director of Player Development
Ralph Hawkins, Regional Director
Mike Butler, Regional Director
Paul Roell, Area Scout
David Caldwell, Area Scout
Tom Gamble, Area Scout
Tom Telesco, Area Scout
Todd Vasvari, Area Scout
Bill Shunkwiler, Area Scout
Byron Lusby, Area Scout
Bo Guarini, Area Scout
Matt Terpening, Scouting Assistant
Ryan Fannin, Scouting Assistant
Debbie Finn, Asst. to the Dir. of Football Operations
Steffani Plackard, Operations Assistant

FINANCE

Kurt Humphrey, Vice President of Finance
Herm Stonitsch, Controller
Dave Filar, Purchasing Administrator
Beverly Slater, Accounting Assistant
Mary Clugston, Accounting Assistant

PUBLIC RELATIONS

Craig Kelley, Vice President—Public Relations
Ryan Robinson, Assistant Director of Public Relations
Bob Lamey, Voice of the Colts
Pam Watkins, Public Relations Assistant

TICKET OPERATIONS

Larry Hall, Director of Ticket Operations
Bob Parenteau, Ticket Operations Assistant
Jamil Stafford, Ticket Operations Assistant
Paul McLaughlin, Ticket Operations Assistant

TICKET SALES

Greg Hylton, Director of Ticket Sales
Kip Brownfield, Ticket Sales Account Manager
Kevin Kirkhoff, Ticket Sales Account Manager
Chris Brelage, Ticket Sales Account Manager

CORPORATE SALES

Jay Souers, Director of Sponsorship Sales
Pam Carr, Sponsorship Account Manager
Todd Melloh, Sponsorship Account Manager
Shelley Raper, Sponsorship Account Manager
Jerry Boggs, Sponsorship Account Manager
Keith Hendricks, National Account Manager
Ron Sexton, Program/Production Manager
Jennifer Beaver, Sponsorship Sales Assistant
Susie Peters, Sponsorship Sales Assistant

MEDICAL STAFF

Hunter Smith, Head Trainer
Dave Hammer, Assistant Trainer
Dave Walston, Assistant Trainer
Ryan Schulte, Administrative Assistant
Arthur C. Rettig, MD, Team Physician/Orthopedic Surgeon
Tom Klootwyck, MD, Orthopedic Surgeon
Doug Robertson, MD, Physician

VIDEO

Marty Heckscher, Video Director
John Starliper, Assistant Video Director

EQUIPMENT

Jon Scott, Equipment Manager
Mike Mays, Assistant Equipment Manager
Sean Sullivan, Equipment Assistant

COMMUNITY RELATIONS/MARKETING

Bill Brooks, Dir. of Community Dev./Player Relations
Tom Zupancic, Dir. of Business Development
Nicole Duncan, Dir. of Community Relations and Promotions
Kristi Dorman, Special Events Manager
Heather Phillips, Game Entertainment & Advertising Manager
Eric Mahlum, Internet & Graphic Designs Manager
Matt Mason, Merchandise Manager
Kim Broad, Business Dev./Corporate Suite Manager
Jeff Gray, Community Relations and Marketing Asst.

ADMINISTRATION STAFF

Evie Anderson, Executive Assistant to the Owner
Carol Ballinger, Receptionist/Assistant
Linda Brown, Assistant to the Senior Vice President
Sue Kelly, Assistant to the President
Dave Liptak, Administrative Assistant
Traci Morgan, Asst. to the Senior VP—Administration
Bethanne Harrison-Brown, Travel Coordinator

FACILITIES

Troy Glendenning, Building/Grounds Assistant
Brian Healey, Office Assistant
George Kirkland, Administrative Assistant
Mike Martin, Groundskeeper
Wade Smith, Building/Grounds Assistant
Tony Walker, Building/Grounds Assistant

INFORMATION SYSTEMS

Troy Bigelow, Coord. Football Information Systems
David Blume, Coord. Business Information Systems



JIM IRSAY

Owner and Chief Executive Officer

Jim Irsay enters his third season as Owner and Chief Executive Officer of the Indianapolis Colts. Long respected for his integrity, vision and commitment to winning, Irsay, 40, stands as the second-youngest owner in the National Football League.

Irsay has demonstrated an aggressive leadership path for the Colts as the team marks its 16th season in Indianapolis. After assuming his position in 1997, Jim completed a new lease agreement with the city, oversaw a stadium capital improvement plan to offer comfort and affordability to fans and added new emphasis to the team's sales and marketing-related efforts. Additionally, he hired Bill Polian as team president on December 22, 1997, and presided over the hiring of Head Coach Jim Mora. All these ventures, plus his commitment to the City of Indianapolis, mark Jim Irsay as one of the most vibrant owners in all of professional sports.

The 1998 season saw Irsay tab QB-Peyton Manning with the first overall pick in the NFL Draft. Manning produced the most prolific season of

any NFL rookie quarterback by hitting 326 of 575 passes for 3,739 yards and 26 touchdowns. Manning's completions, attempts and yardage totals also set new Colts seasonal records. Irsay joined with Polian after last season to implement a multi-million dollar renovation to the club's training headquarters. The club's home will feature state-of-the-art training and coaching facilities, while offering civic-related groups a site for social and business-related functions. Irsay's commitment to winning was epitomized by the club's aggressive pursuit in free agency in 1999. Indianapolis added LB-Cornelius Bennett, DB-Chad Cota and DEs-Chad Bratzke and Shawn King to bolster a defense to help the club return to playoff-caliber form.

"I am excited about the future of the Colts. We have defined ourselves as an organization during the past two years, and we have demonstrated that we will take all steps necessary for the Colts to be consistent winners on and off the field for many years to come," said Irsay. "Foremost in our actions is the pursuit of winning. We are also focused intently on being an active corporate partner with the City of Indianapolis, and we pledge our commitment to be one of the great businesses in our area.

"The Colts have been part of the local landscape for 15 years, and that represents approximately one-third of our franchise's existence. The Colts are proud to call Indianapolis home. We are committed to furthering our heritage in Indianapolis."

Irsay's involvement with the Colts spans more than 20 years. He was associated with the club as a youth before being added to day-to-day operations in 1982. Irsay was named Vice President and General Manager in 1984 upon the club's move to Indianapolis. He served in that capacity until taking the role of Senior Executive Vice President, General Manager and Chief Operating Officer in April of 1996. Under Irsay's guidance, the Colts have made three playoff appearances and advanced to the AFC Championship Game following the 1995 season.

Irsay has taken active roles on numerous league committees over the past few years. He is a member of the NFL Management Council's Executive Committee, one of the league's most prestigious working groups. Irsay also serves on the league's Super Bowl Policy Committee. In addition to having worked on the Pro-College Relations Committee, he participated on the Realignment Working Group and the Working Club Executive Committee that authored the NFL's Collective Bargaining Agreement in 1993.

Irsay oversees the Colts' extensive charitable and community involvements. He is actively involved in the community through board positions on the Greater Indianapolis Progress Committee, the Indianapolis Convention and Visitors Association, United Way of Central Indiana, Marian College and Noble of Indiana. This year he is also serving in the Campaign Cabinet for the United Way and on the Executive Committee of Youthlinks Indiana. In 1998, the Colts were the first organization to receive the Spirit of Indianapolis Award. Part of the Mayor's Eagle Award program, the Spirit award recognizes an organization that has demonstrated a commitment to the city through its business and philanthropic activities. The Colts were also designated a "Company That Cares" by United Way of Central Indiana. The team was also named 1997 Corporate Philanthropist of the Year by the National Society of Fund-Raising Executives.

Irsay was born on June 13, 1959 in Lincolnwood, Ill. He attended Loyola Academy in Wilmette, Ill., where he played golf, boxed and was an avid weight-conditioner. Irsay received his bachelor's degree in broadcast journalism from Southern Methodist University in 1982. He played linebacker for a year and a half with the Mustangs as a walk-on before an ankle injury ended his career. In July of 1991, Irsay ran in the 26.2-mile Grandma's Marathon in Duluth, Minnesota. In 1987, Irsay competed as a super-heavy-weight (275-pound and up division) of the Ohio Buckeye Powerlifting Championships. He earned a second-place showing with combined lifts exceeding 1,000 pounds. He plays the guitar and wrote and helped produce the song, "Colors," a tribute to Ryan White in 1990.

Jim and his wife, Meg, have three daughters, Carlie (18), Casey (16) and Kalen (12). They make their home in Indianapolis.



BILL POLIAN

President

Bill Polian is in his second season as President of the Indianapolis Colts. Polian was named to his post by Owner and C.E.O. Jim Irsay on December 22, 1997.

Polian oversees all football and administrative aspects of the Colts organization. In addition to guiding the club's administrative functions, he has set about a football blueprint that points to a bright future for Indianapolis. Polian has restructured the club's personnel department, adding Director of Football Operations Dom Anile, and he gave direction for the implementation of a state-of-the-art computer program to service all football functions. Polian also has joined with Owner and C.E.O. Jim Irsay in implementing a multi-million dollar expansion of the club's training facility.

Polian's first year at the football helm yielded a productive draft class that featured QB-Peyton Manning, WR-Jerome Pathon and OG-Steve McKinney, all season-long starters who paid dividends. Manning completed 326 of 575 passes for 3,739 yards and 26 touchdowns, all NFL rookie records. He became the only Colts quarterback to take every snap over the course of an entire season. Manning set NFL rookie records also for most consecutive games with a touchdown pass (13), 300-yard passing games (four) and three-touchdown passing games (four). His completions, attempts and yards also set club seasonal records. Pathon had 50 receptions for 511 yards, the second-highest reception and yardage totals in the NFL last season. McKinney became only the seventh opening-day offensive line starter for the Colts since 1963, while also joining only five other Colts rookies to produce a 16-start season since 1984. Additionally, rookie W.R.E.G. Green overcame an elbow injury to show promise for the future. Polian also acquired K-Mike Vanderjagt and DT-Larry Chester through free agency, and both went on to gain post-season honors. Polian's 1998 forays into unrestricted free agency produced starting CBs-Jeff Burris (Buffalo) and Tyrone Poole (Carolina), and he continued working his plan this year by landing DEs-Shawn King (Carolina) and Chad Bratzke (New York Giants) and DB-Chad Cota (New Orleans), along with inking veteran free agent LB-Cornelius Bennett (Atlanta).

Polian, 56, joined the Colts with an illustrious path of success over the past 13 years in the NFL. He joined Indianapolis after serving as General Manager at Carolina. He joined the Panthers on January 12, 1994.

Polian's record is unique among NFL administrators. He was recognized by The Sporting News in 1996 as Executive of the Year. The citation was a repeat performance by Polian, and it was his fourth time as the award's winner. Polian and George Young, formerly of the Giants and currently the NFL's Senior Vice President of Football Operations, are the only executives to win the award four or more times. Polian is one of three men to win the award multiple times.

Polian entered the NFL as a pro scout for Kansas City in 1978. He worked with the Chiefs for five years before moving to the Chicago Blitz of the USFL as personnel director. In 1983, he worked as player personnel director for Winnipeg of the CFL. He helped build a team that won two CFL Championships. Polian joined the Buffalo Bills in 1984 as pro personnel director and was promoted to general manager on December 30, 1984. His acquisitions included the 1986 signing of QB-Jim Kelly from the USFL and the 1987 trading for Bennett (from the Colts in a three-way move involving RB-Eric Dickerson on October 31). Subsequent draft picks included DE-Bruce Smith, OT-Will Wolford, RB-Thurman Thomas and WR-Andre Reed. Those moves aided Buffalo to reverse a record of 8-40 from 1984-86 to a 58-22 mark from 1988-92. The Bills reached Super Bowls XXV, XXVI and XXVII during Polian's tenure, then added a fourth Super Bowl in 1993, becoming the only team to qualify for four consecutive Super Bowls.

Thirteen Bills drafted or obtained by Polian have now made a total of 51 Pro Bowl appearances (DE-Bruce Smith, WR-Andre Reed, ST-Steve Tasker, LB-Cornelius Bennett, RB-Thurman Thomas, LB-Shane Conlan, C-Kent Hull, OG/T-Will Wolford, OL-Howard Ballard, DB-Nate Odomes, DB-Henry Jones, WR-James Lofton, K-Scott Norwood). Additionally, QB-Jim Kelly was signed by Polian prior to the 1986 season.

Polian served as Vice President of Football Development for the NFL during the 1993 season. He helped formulate and implement the league's current Collective Bargaining Agreement. Polian joined the expansion Panthers as Carolina prepped for league play in 1995. With his savvy, the Panthers put together a combination of unrestricted free agents, draft choices, waiver acquisitions and veteran allocation players to form the 1996 NFL Western Division champions. The Panthers' title snapped a four-year divisional title streak (nine in the past 10 years) by San Francisco. The Panthers defeated defending Super Bowl XXX champion Dallas, 26-17, in the NFC Divisional Playoffs before falling in the NFC Championship Game at Green Bay, 30-13. Along the way with Polian, Carolina became the first expansion team to defeat a Super Bowl champion (San Francisco, 1995). The Panthers set the record for most seasonal wins by an expansion team (7, 1995), and they became the first second-year team to win a divisional title.

Eight Panthers acquired by Polian have now made a total of 13 Pro Bowl appearances (TE-Wesley Walls, ST-Michael Bates, QB-Kerry Collins, K-John Kasay, LB-Lamar Lathon, LB-Sam Mills, DB-Eric Davis, LB-Kevin Greene).

Polian, born December 8, 1942, is a graduate of Mount Saint Michael Academy in the Bronx, N.Y., and New York University, where he played football and wrestled. He and his wife, Eileen, have four children: Lynn Polian Clouden, Chris, Brian and Dennis, and one grandchild, Annie Clouden.



MICHAEL G. CHERNOFF

Vice Chairman and Chief Operating Officer

Michael Chernoff is in his second season as Vice Chairman and Chief Operating Officer. He had served as Executive Vice President-Chief Financial Officer since April of 1996 and as Vice President and General Counsel for various Irsay family business concerns including the Colt football team since March of 1975.

The Glencoe, Ill. native received his bachelor's degree from the University of Chicago in 1956, and then stayed on at Chicago to receive his Doctor of Law degree in 1959. Chernoff was in private practice until 1974, when he became Vice President and General Counsel to a Fortune 500 company, one year before

joining the Colts. Chernoff's legal background includes extensive work in corporate law, securities, real estate and taxes. He has also played a key role in negotiating commercial, player and other contracts, including the contract which put the Colts in Indianapolis.

Chernoff is married to the former Eunice Levine and has three children, Susan, Steven and Robert.



BOB TERPENING

Senior Vice President

Bob Terpening, whose association with the Colts goes back to 1970, was promoted to Senior Vice President in February of 1999. He earned the title of Vice President in 1997. He served as Assistant General Manager from May of 1984 until 1997.

Terpening began working with the Colts in 1970, grading films during his tenure as the head football coach at Baltimore City College H.S. In 1971, he joined the New England Patriots' scouting department. In 1977, Terpening returned to the Colts as a college scout and in January of 1982 was named Director of Pro

Personnel. He held that position until his elevation to Assistant General Manager.

Terpening received his bachelor's degree from Shepherd College in West Virginia and then earned his master's degree from the University of West Virginia. He also did additional graduate study at John's Hopkins.

Terpening and his wife, Virginia, have two sons, Chris (27), and Matt (23), and a granddaughter, Kate. Matt is an assistant in the Colts' scouting department.



PETE WARD

Senior Vice President of Administration

Pete Ward is in his 19th season with the Colts. He was promoted to Senior Vice President of Administration in February of 1999. He earned the title of Vice President of Administration in 1997, after serving in various capacities for the team through the years.

Ward began his affiliation with the Colts in 1981 as a summer and seasonal intern in the team's public relations department. Following his graduation from the University of Virginia in 1982, Ward was hired as the club's Administrative

Assistant. He was promoted to Director of Operations shortly after the team's arrival in Indianapolis in April, 1984, and served as Executive Director/Operations in 1996.

In addition to general administrative management, Ward's various duties include overseeing the team's training facility expansion as well as serving as the Colts' liaison for the RCA Dome renovation.

Born in New Orleans, Louisiana, Ward was raised in Carmel, California. He resides in Zionsville with his wife, Lena, and their children, Madyson (5) and Sam (3).

COLTS COACHES



JIM MORA
HEAD COACH

Jim Mora enters his second season as head coach of the Colts. Mora assumed field leadership duties of the club on January 12, 1998. Mora, 64, joined the Colts after directing the New Orleans Saints to a 93-74 regular season record and four playoff appearances from 1986-96. Before his stint with New Orleans, Mora was the field general of the Philadelphia/Baltimore Stars of the (USFL) from 1983-85. Mora forged a 48-13-1 record and led the Stars to two titles in three league championship game appearances.

Mora took over the field control of a Colts team that produced a 3-13 record in 1997. Playing with an offense that included three full-season rookie starters, including QB-Peyton Manning, Mora finished with the same mark in 1998, but the record holds definite positives for the future. Manning established NFL rookie records in all passing categories, while WR-Jerome Pathon and OG-Steve McKinney were solid contributors. Mora's coaching staff systematically re-shaped the roster as much as possible during the season as a total of 68 players saw action in 1998. Mora's offensive unit cut sacks allowed from 62 in 1997 to 22 last year. The club produced its finest sacks-per-attempt ratio (1 for 27.2 attempts) in club history, while boasting the NFL's best ratio. A troubled defense surrendered five double-digit leads in 1998, an area Mora and the club has targeted in 1999 free agency with the additions of LB-Cornelius Bennett, DB-Chad Cota and DEs-Shawn King and Chad Bratzke.

Mora, 96-87, stands to become only the 27th coach in NFL history to reach 100 career victories. He fell just nine victories shy of producing 100 wins during his first 10 seasons as a head coach. Mora's 91 victories during his first 10 seasons rank as the 9th-best career start in NFL history (105, Don Shula, Colts/Miami; 103, John Madden, Oakland; 101, Mike Ditka, Chicago; 101, Joe Gibbs, Washington; 98, Bud Grant, Minnesota; 97, George Allen, LA Rams/Washington; 94, Marty Schottenheimer, Cleveland/Kansas City; 92, Bill Parcells, NY Giants/New England).

Mora's decade of success was unprecedented in Saints history. At the time, a 26-year veteran on the collegiate and professional ranks, Mora took the helm of a club that earned a 5-11 record in 1985 and had failed to produce a winning record in the 19-year, nine-coach history of the team. His initial squad earned a 7-9 record. He followed that with the finest season in New Orleans history. The 1987 Saints recorded a franchise-record nine-game winning streak in posting the NFL's second-best record (12-3). It was the first winning campaign in a Saints history that dated back to 1967. New Orleans finished one game behind San Francisco, then dropped a wildcard match to Minnesota. Mora's 1988 team earned a 10-6 record that equalled the marks of divisional foes Los Angeles and San Francisco, but the Saints lost playoff tiebreakers with both clubs. The 1988 Saints stand as one of nine teams since the inception of a 16-game season in 1978 to miss the playoffs with a double-digit victory total. The Saints were 6-7 with three weeks left in the 1989 season, but posted a 22-19 road win at Buffalo, a 30-20 victory versus Philadelphia and a 41-6 conquest of Indianapolis. The victories altered playoff seedings for the Bills and Eagles and eliminated the Colts from the post-season hunt. Mora's 1990 squad notched an 8-8 record before falling in the wildcard round at Chicago. New Orleans bolted to a club-best 7-0 start in 1991 on the way to an 11-5 record and the NFC Western Division title, a first in club history. The Saints dropped a wildcard match to Atlanta. From 1987-91, the Saints finished at or above the .500 mark each season, one of only three teams to accomplish that feat (San Francisco, Houston). The 1992 Saints earned a 12-4 mark, the third-best victory total in the NFL. Finishing two games off the divisional pace, the club fell in the wildcard round. The Saints earned an 8-8 mark in 1993, missing the playoffs by one game. Mora's 1994 and 1995 squads each had 7-9 records. His squad was 2-6 in 1996, when Mora announced his departure on October 21, 1996. At the time of his departure, Mora was the most tenured head coach in all of professional sports. Under Mora, 17 Saints earned a total of 36 all-NFL or all-conference selections, while 18 Saints earned a total of 36 Pro Bowl appearances.

Mora is the only head coach in Saints history with a winning career record. Mora is one of only 20 head coaches in NFL history to have 10 or more consecutive seasons of service with the same team (38,

George Halas, Chicago; 29, Curly Lambeau, Green Bay; 29, Tom Landry, Dallas; 26, Don Shula, Miami; 23, Steve Owens, NY Giants; 23, Chuck Noll, Pittsburgh; 17, Bud Grant, Minnesota; 15, Hank Stram, Dallas/Kansas City; 13, Paul Brown, Cleveland; 12, Joe Gibbs, Washington; 12, Dan Reeves, Denver; 12, Marv Levy, Buffalo; 11, Sid Gillman, LA/San Diego; 11, Weeb Ewbank, NY Jets; 11, Mike Ditka, Chicago; 10, Earle Neale, Philadelphia; 10, John Madden, Oakland; 10, Bill Walsh, San Francisco; 10, Marty Schottenheimer, Kansas City).

Mora's first professional head coaching stint was with the Philadelphia/Baltimore Stars. He compiled a 48-13-1 record, taking the Stars to the league title game each season. His Stars won the USFL crown in 1984 and 1985. Mora's first team in 1983 produced a 16-4 record, but suffered a narrow 24-22 loss to Michigan for the league crown. He followed that with a 19-2 mark in 1984, defeating Arizona, 23-3, for the title. His last Stars team was 13-7-1 and topped Oakland, 28-24, for the championship. At the end of the USFL's existence, Mora ranked as the league's winningest head coach. Mora had offers to join the hometown Philadelphia Eagles and the St. Louis Cardinals as head coach before choosing New Orleans.

Prior to the USFL, Mora worked in seven different collegiate and NFL posts. A native of Los Angeles and the son of a television film editor, Mora played tight end and defensive end for four years at Occidental College. His teammate and roommate was former congressman Jack Kemp. After completing his B.A. in physical education in 1957, Mora spent three years as an officer in the U.S. Marine Corps. He then was an assistant coach for four years and head coach for three years at his alma mater. He later earned a master's degree in education at USC. Mora spent 1967 as linebackers coach at Stanford, then he moved to Colorado for six seasons, eventually coaching all defensive phases for the Buffaloes. Mora served the 1974 season as linebackers coach for Dick Vermeil at UCLA before joining Washington as defensive coordinator under Don James, a role he would serve for three seasons before joining the NFL.

In 1978, Mora joined the Seattle Seahawks as defensive line coach and remained there until 1982, when he was named defensive coordinator with New England. Mora's defensive unit played a strong role in the Patriots' march to the playoffs. Mora left New England for the USFL.

Mora, born May 24, 1935, at Los Angeles, California, and his wife, Connie, have three grown sons: Jim, Michael and Stephen. Jim serves as defensive coordinator with San Francisco. Mora also has six grandchildren.

JIM MORA'S RECORD AS HEAD COACH

USFL-PHILADELPHIA/BALTIMORE STARS

| Year | Won-Lost | Pct. | NOTES |
|--------------|----------------|-------------|--|
| 1983 | 16- 4 | .800 | Lost league title to Michigan Panthers |
| 1984 | 19- 2 | .905 | Won USFL Championship |
| 1985 | 13- 7-1 | .643 | Won USFL Championship |
| TOTAL | 48-13-1 | .782 | Ended USFL history as winningest head coach |

NFL-NEW ORLEANS SAINTS

| Year | Won-Lost | Pct. | NOTES |
|--------------|--------------|-------------|---|
| 1986 | 7- 9 | .438 | Took over 5-11 team that never had winning season |
| 1987 | 12- 3 | .800 | Notched 9-game winning streak and 1st playoff appearance |
| 1988 | 10- 6 | .625 | Lodged in 3-way divisional lead, but lost playoff tiebreaker |
| 1989 | 9- 7 | .563 | Produced 3rd winning season in franchise history |
| 1990 | 8- 8 | .500 | Finished 2nd in division, reached wildcard round |
| 1991 | 11- 5 | .688 | Won first 7 games, captured NFC Western Division championship |
| 1992 | 12- 4 | .750 | Victory total was 3rd-best in NFL, reached wildcard round |
| 1993 | 8- 8 | .500 | Had 7th straight non-losing season, missed playoffs by 1 game |
| 1994 | 7- 9 | .438 | Produced 2nd-place finish in NFC Western Division |
| 1995 | 7- 9 | .438 | Four games separate division competitors from top to bottom |
| 1996 | 2- 6 | .250 | Announced departure from club at mid-season |
| 1998 | 3-13 | .188 | Took over club in transition that started three offensive rookies |
| TOTAL | 96-87 | .525 | Totalled 91 wins in first 10 seasons, only Saints winning head coach; Can become the 27th NFL coach to win 100 games |

PERSONAL DATA

College: Occidental College 1954-57.

Coaching Career: Occidental College 1961-66, Stanford 1967, Colorado 1968-73, UCLA 1974, Washington 1975-77, Seattle Seahawks 1978-81, New England Patriots 1982, Philadelphia/Baltimore Stars (USFL) 1983-85 (Head Coach), New Orleans Saints 1986-96 (Head Coach), Indianapolis Colts 1998-present (Head Coach).

CAREER HONORS

- 1984** – USFL Coach of the Year
- 1983-85** – Winningest USFL head coach
- 1987** – NFL Coach of the Year (Associated Press, The Sporting News, Pro Football Weekly)
- 1987** – NFC Coach of the Year (Professional Football Writer's Association, United Press International)

NFL HEAD COACHES WITH 100 CAREER VICTORIES (Active coaches in italics)

| Coach | Team(s) | Yrs. | Regular Season | Post-Season | TOTAL |
|-----------------------|----------------------------|------|-----------------|--------------|-----------------|
| Don Shula | COLTS/Miami | 33 | 328-156-6 .676 | 19-17-0 .528 | 347-173-6 .665 |
| George Halas | Chicago | 40 | 318-148-31 .671 | 6-3-0 .667 | 324-151-31 .671 |
| Tom Landry | Dallas | 29 | 250-162-6 .605 | 20-16-0 .556 | 270-178-6 .601 |
| George Lambeau | G.B./Chi. C./Wash. | 33 | 226-132-22 .624 | 3-2-0 .600 | 229-134-22 .623 |
| Chuck Noll | Pittsburgh | 23 | 193-148-1 .566 | 16-8-0 .667 | 209-156-1 .572 |
| Chuck Knox | LA Rams/Buf./Sea. | 22 | 186-147-1 .558 | 7-11-0 .389 | 193-158-1 .550 |
| Paul Brown | Cleveland/Cincinnati | 21 | 166-100-6 .621 | 4-8-0 .333 | 170-108-6 .609 |
| Bud Grant | Minnesota | 18 | 158-96-5 .620 | 10-12-0 .455 | 168-108-5 .607 |
| <i>Dan Reeves</i> | <i>Denver/NYG/Atlanta</i> | 18 | 162-117-1 .580 | 10-8-0 .556 | 172-125-1 .579 |
| Marv Levy | Kansas City/Buffalo | 17 | 143-112-0 .561 | 11-8-0 .579 | 154-120-0 .562 |
| Steve Owen | New York Giants | 23 | 151-100-17 .595 | 2-8-0 .200 | 153-108-17 .581 |
| M.Schottenheimer | Cleveland/Kansas City | 15 | 145-85-1 .630 | 5-11-0 .313 | 150-96-1 .607 |
| Joe Gibbs | Washington | 12 | 124-60-0 .674 | 16-5-0 .762 | 140-65-0 .683 |
| Hank Stram | Kansas City/N.O. | 17 | 131-97-10 .571 | 5-3-0 .625 | 136-100-10 .573 |
| Weeb Ewbank | COLTS/NYJ | 20 | 130-129-7 .502 | 4-1-0 .800 | 134-130-7 .507 |
| <i>Bill Parcells</i> | <i>NYG/N.E./NYJ</i> | 14 | 130-92-1 .585 | 11-6-0 .647 | 141-98-1 .590 |
| Sid Gillman | LA Rams/S.D./Hou. | 18 | 122-99-7 .550 | 1-5-0 .167 | 123-104-7 .541 |
| George Allen | LA Rams/Washington | 12 | 116-47-5 .705 | 2-7-0 .222 | 118-54-5 .681 |
| <i>Mike Ditka</i> | <i>Chicago/New Orleans</i> | 13 | 118-82-0 .590 | 6-6-0 .500 | 124-88-0 .585 |
| Don Coryell | St. Louis/San Diego | 14 | 111-83-1 .572 | 3-6-0 .333 | 114-89-1 .561 |
| John Madden | Oakland | 10 | 103-32-7 .750 | 9-7-0 .563 | 112-39-7 .731 |
| <i>George Seifert</i> | <i>San Francisco</i> | 8 | 98-30-0 .766 | 10-5-0 .667 | 108-35-0 .755 |
| Ray Parker | Chi. Cards/Det./Pit. | 15 | 104-75-9 .577 | 3-1-0 .750 | 107-76-9 .581 |
| Tom Flores | Raiders/Seattle | 12 | 97-87-0 .527 | 8-3-0 .727 | 105-90-0 .538 |
| Vince Lombardi | Green Bay/Wash. | 10 | 96-34-6 .728 | 9-1-0 .900 | 105-35-6 .740 |
| Bill Walsh | San Francisco | 10 | 92-59-1 .609 | 10-4-0 .714 | 102-63-1 .617 |
| JIM MORA | NEW ORLEANS/COLTS | 12 | 96-87-0 .525 | 0-4-0 .000 | 96-91-0 .513 |

COLTS COACHING HISTORY

| HEAD COACH | YEARS | RECORD | ASSISTANTS |
|------------------------|---------|---------|--|
| Cecil Isbell | 1947-49 | 9-22-1 | Nick Campofreda; Don Edmunds; Andy Hewlitt; Joel Hunt; John Taylor (1947); Tom Stidman (1947-48); Lou Defilippo (1948); Bill Conkright; Walter Driskill; Mike Michalske; Charles O'Rourke (1949) |
| *1 Walter Driskill | 1949 | 1-7 | |
| Clem Crowe | 1950 | 1-11 | Joel Hunt; Wayne Millner; Rocco Pirro |
| Keith Molesworth | 1953 | 3-9 | Otis Douglas; Ray Richards; Nick Wasyluk |
| Weeb Ewbank | 1954-62 | 61-52-1 | Russ Murphy; Joe Thomas (1954); Frank Cumiskey; Charles Winner (1954-62); Tom Hughes (1955); Frank Lauterbur (1955-56); Herman Ball (1956-62); John Bridgers; Bob Shaw (1957-58); Don McCafferty; John Sandusky (1959-62) |
| Don Shula | 1963-69 | 73-26-4 | Gino Marchetti; Jim Mutscheller; Bill Pellington (1963); Charles Winner (1963-65); Don McCafferty; John Sandusky (1963-69); Bill Arnsparger; Dick Bielski (1964-69); Chuck Noll (1966-68); Bob Boyd (1969) |
| Don McCafferty | 1970-72 | 26-11-1 | Lou Rymkus (1970); Dick Bielski; Bob Boyd; Hank Bullough; John Idzik; John Sandusky (1970-72); Bob (Red) Miller (1971-72) |
| *2 John Sandusky | 1972 | | |
| Howard Schnellenberger | 1973-74 | 4-13 | Ray Callahan; Bobby Franklin; Dick Voris (1973); Pete McCulley; George Sefcik; George Young (1973-74); Don Doll; Frank Lauterbur; Jerry Smith (1974) |
| *3 Joe Thomas | 1974 | 2-9 | |
| Ted Marchibroda | 1975-79 | 41-36 | Pete McCulley; Jerry Smith (1975-76); Frank Lauterbur (1975-77); Whitey Davell (1975-78); Maxie Baughan; George Boutselis (1975-79); Dick Bielski; Ed Khayat (1977-79); Ralph Hawkins (1978); John Symank; Ernie Zwahlen (1979) |
| Mike McCormack | 1980-81 | 9-23 | Dick Bielski; George Boutselis; John Idzik; Ed Khayat; John Symank; Joe Vitt; Chuck Weber; Ray Wietacha (1980-81); Bob Boyd; Clyde Powers (1981) |
| Frank Kush | 1982-84 | 11-28-1 | Bud Carson (1982); Bob Valsente (1982-83); Zeke Bratkowski; Gunther Cunningham; Hal Hunter; Richard Mann; Roger Theder; Rick Venturi; Mike Westhoff (1982-84); George Catavolos; Tom Zupancic (1984) |
| *4 Hal Hunter | 1984 | 0-1 | |
| Rod Dowhower | 1985-86 | 5-24 | Steve Sidwell (1985); John Becker; George Catavolos; George Hill; Tom Lovat; Billie Matthews; Chip Myers; Keith Rowen; Rick Venturi; Tom Zupancic (1985-86); John Marshall (1986) |
| *5 Ron Meyer | 1986 | 3-0 | |
| Ron Meyer | 1987-91 | 33-36 | John Becker; George Hill; Tom Lovat; John Marshall; Chip Myers; Keith Rowen (1987-88); Leon Burnett; George Catavolos; Rick Venturi; Tom Zupancic (1987-91); Greg Briner (1989); Larry Kennan; Dante Scarnecchia (1989-90); Milt Jackson; Bill Muir; Brad Seely (1989-91); Dave Ahrens; Sylvester Croom; Steve Furness (1991) |
| *6 Rick Venturi | 1991 | 1-10 | |
| Ted Marchibroda | 1992-95 | 32-35 | Alex Gibbs (1992); George Catavolos; Dwain Painter; Francis Peay; Jay Robertson; Brad Seely; Rick Venturi (1992-93); Nick Nicolau (1992-94); Ron Blackledge; Gene Huey; Tom Zupancic (1992-95); Fred Bruney (1993-95); Tom Batta; Greg Blache; Jim Johnson; Hank Kuhlmann; Jimmy Robinson; Pat Thomas; Vince Tobin (1994-95); Lindy Infante (1995) |
| Lindy Infante | 1996-97 | 12-21 | Fred Bruney (1996); Tom Batta; Greg Blache; Ron Blackledge; Chuck Bresnahan; Charlie Davis; Buddy Geis; Gene Huey; Jim Johnson; Hank Kuhlmann; Jimmy Robinson; Pat Thomas; Tom Zupancic (1996-97); Jay Robertson (1997) |
| Jim Mora | 1998 | 3-13 | Bruce Arians; Greg Blache; George Catavolos; Gene Huey; Tony Marciano; Tom Moore; Howard Mudd; Mike Murphy; Jay Norvell; John Pagano; Kevin Spencer; Rusty Tillman; Jon Torine; Tom Zupancic |

*1 Succeeded Isbell for last eight games

*2 Succeeded McCafferty for last nine games

*3 Succeeded Schnellenberger for last eleven games

*4 Succeeded Kush for last game

*5 Succeeded Dowhower for last three games

*6 Succeeded Meyer for last eleven games



BRUCE ARIANS

Quarterbacks

Bruce Arians is in his second season as quarterbacks coach with the Colts, his seventh season in the NFL. He previously served as offensive coordinator at the University of Alabama in 1997.

Arians, 46, entered coaching as a graduate assistant at Virginia Tech (1975-76) before accepting a full-time job as running backs coach of the Hokies in 1977. He went to Mississippi State and served as running backs and receivers coach from 1978-80 before leaving to coach running backs at the University of Alabama from 1981-82 under Paul "Bear" Bryant. He served as head coach at Temple University from 1983-88 before assuming the role of running backs coach of the Kansas City Chiefs from 1989-92. The Chiefs finished in the NFL's top ten in rushing in three of his four seasons. He then returned to Mississippi State as offensive coordinator/quarterbacks coach (1993-95). He served as tight ends coach under Jim Mora with the New Orleans Saints in 1996.

Arians was born October 3, 1952, in Paterson, New Jersey. He is married to the former Christine Allen of York, Pennsylvania. They have a son, Jake (21), and a daughter, Kristi Anne (18).

PERSONAL DATA:

College: Virginia Tech 1971-74.

Coaching Career: Virginia Tech 1975-77; Mississippi State 1978-80, 1993-95; Alabama 1981-82, 1997; Temple 1983-88 (Head Coach); Kansas City Chiefs 1989-92; New Orleans Saints 1996; Indianapolis Colts 1998-present.



GEORGE CATAVOLOS

Assistant Head Coach/Defensive Backs

George Catavolos is in his second season as the Colts' Assistant Head Coach/Defensive Backs coach. He previously served as defensive backs coach with the Carolina Panthers from 1995-97. He helped cornerback Eric Davis reach the Pro Bowl in 1996 as the Panthers reached the NFC Championship Game in only their second season.

Catavolos previously joined the Colts in May of 1984 and coached the team's defensive backs from 1984-93. He is one of only six coaches in team history to have a ten-year coaching tenure.

Catavolos, 54, entered coaching as a graduate assistant at Purdue under Jack Mollenkopf in 1967. He worked there for two seasons before taking his first full-time assistantship at Middle Tennessee State in 1969. He coached the secondary at Louisville (1970) before landing the same position at Purdue (1971-76). He worked under head coaches Bob DeMoss and Alex Agase during his six-year Boilermaker tenure. Catavolos then coached defensive backs at Kentucky from 1977-81, helping the Wildcats to a 10-1 record in 1977. He spent two seasons as secondary coach at Tennessee (1982-83) under Johnny Majors before joining the Colts.

Catavolos starred as a defensive back at Purdue (1964-67) and was a co-captain of the 1967 squad that defeated Southern Cal, 14-13, in the Rose Bowl. He received a bachelor's degree in physical education and a master's degree in education and was a senior recipient of the Nobel E. Kizer Award for academic excellence.

Catavolos was born May 8, 1945, in Chicago, Ill. He is married to the former Tona Jones of Royal Center, Ind. They have two daughters, Lindsay (16) and Stephanie (14).

PERSONAL DATA:

College: Purdue 1964-67.

Coaching Career: Purdue 1967-68, 1971-76; Middle Tennessee State 1969; Louisville 1970; Kentucky 1977-81; Tennessee 1982-83; Carolina Panthers 1995-97; Indianapolis Colts 1984-93, 1998-present.

**VIC FANGIO**

Defensive Coordinator

Vic Fangio is in his first season as the Colts defensive coordinator. Fangio most recently served as defensive coordinator with the Carolina Panthers from 1995-1998. The inaugural Panthers' defense in 1995 ranked 7th in NFL total defense and 10th in rushing. The Panthers also ranked 2nd in defensive quarterback rating and 5th in takeaways. His 1996 unit ranked 10th in total defense and 8th in rushing. The defense allowed only 218 points, the second-lowest total in the NFL, as the Panthers won the NFC West division with a 12-4 mark and reached the NFC Championship Game before losing to eventual Super Bowl XXXI champion

Green Bay. The 1996 team also ranked 1st in 3rd down defense, 1st in quarterback sacks, 2nd in first downs allowed and 5th in takeaways. The Panthers allowed only five touchdowns and 56 second-half points all season, bettering the previous NFL low set by Chicago in 1985 (71). His 1997 defense ranked 9th in passing, 6th in first downs allowed and 7th in points allowed.

Fangio has spent 11 of his 15 years in the professional coaching ranks alongside Colts' Head Coach Jim Mora. He served as a defensive assistant under Mora with the Philadelphia/Baltimore Stars of the United States Football League in 1984-85 and helped the Stars to USFL championships each season. He then moved with Mora to the New Orleans Saints and coached outside linebackers from 1986-93 and spent the 1994 season as linebackers coach. Fangio was part of a Saints' defensive staff that forged numerous stellar defenses, ranking in the top 10 in the NFL in total defense in 1987 (4th), 1991 (2nd), 1992 (2nd) and 1993 (7th) and in the top 10 in rushing defense in 1986 (4th), 1987 (3rd), 1989 (1st), 1990 (6th), 1991 (2nd) and 1992 (1-7th). Fangio helped five different linebackers reach a combined 16 Pro Bowls: Rickey Jackson (1986, 1992, 1993); Vaughan Johnson (1989, 1990, 1991, 1992); Sam Mills (1987, 1988, 1991, 1992); Pat Swilling (1989, 1990, 1991, 1992) and Renaldo Turnbull (1993).

Fangio began his coaching career at his high school alma mater, Dunmore High School in Dunmore, Pennsylvania, where he coached linebackers in 1979 and served as defensive coordinator in 1980-81. He coached at Milford Academy in 1982 before moving to the University of North Carolina in 1983.

Fangio was born August 22, 1958, in Dunmore, Pa. He was inducted into the Northeast Chapter of the Pennsylvania Hall of Fame in 1993. Fangio and his wife, Patty, have a son, Christian (7), and a daughter, Cassandra (2).

PERSONAL DATA:

College: East Stroudsburg University 1977-1980.

Coaching Career: Dunmore, Penn. High School 1979-81; Milford Academy 1982; North Carolina 1983; Philadelphia/Baltimore Stars (USFL) 1984-85; New Orleans Saints 1986-94; Carolina Panthers 1995-98.



TODD GRANTHAM

Defensive Line

Todd Grantham is in his first season as defensive line coach with the Colts. He spent the past three seasons at Michigan State, including last season as assistant head coach/defensive line coach. He was given the additional title of assistant head coach prior to the 1998 season. The Spartans were 6-6 in 1998 with victories over Ohio State, undefeated and ranked first nationally at the time, and Notre Dame.

Grantham paid immediate dividends upon joining the Michigan State program. In each of his first two seasons, the Spartans ranked among the NCAA leaders in rushing defense (24th in 1997, 22nd in 1996) and total defense (13th in 1997, 19th in 1996). He joined Michigan State after six seasons at Virginia Tech (1990-95), the last two seasons as defensive line coach. He tutored defensive ends and inside linebackers from 1990-91 and defensive tackles from 1992-93. In 1995, he helped put together one of the nation's top defensive fronts as the Huskies ranked 1st nationally against the run, 5th in scoring defense and 10th in total defense. The defense led the Big East with 50 sacks. Virginia Tech won 27 games during Grantham's final three seasons, while appearing in three bowl games. The Hokies capped a Big East championship season with a victory over Texas in the Sugar Bowl.

Grantham, a native of Pulaski, Va., played offensive guard and tackle at Virginia Tech from 1984-88. He was second-team All-South and honorable mention All-America as a senior. He holds a bachelor's degree in sports management.

Grantham was born on September 13, 1966. He lives with his wife, Paige, in Indianapolis.

PERSONAL DATA

College: Virginia Tech 1984-88

Coaching Career: Virginia Tech 1990-95; Michigan State 1996-98.



GENE HUEY

Running Backs

Gene Huey is in his eighth season as running backs coach with the Colts. He has helped Marshall Faulk earn three Pro Bowl berths while rushing for 5,320 yards and 42 touchdowns and posting 297-2,804, nine touchdowns receiving over five seasons. Faulk set Colts' seasonal records for receptions (86) and yards from scrimmage (2,227) in 1998.

Huey joined the Colts after spending 1988-91 as an assistant at Ohio State. Huey tutored wide receivers for three seasons before working with the running backs in his final year with the Buckeyes.

Huey, 52, began his coaching career at Wyoming, his alma mater, as a graduate assistant in 1970. He was named head freshman coach in 1972. Huey moved to New Mexico in 1974 as receivers coach, then joined the staff of Tom Osborne at Nebraska following the 1977 season. Huey coached receivers at Nebraska until joining John Cooper's staff at Arizona State in 1987. He then moved with Cooper to Ohio State in 1988.

Huey played both defensive back and wide receiver at Wyoming, setting 13 receiving records. He is the only player in Western Athletic Conference history to win all-conference offensive and defensive honors. He was a co-captain and played on three conference championship teams. He was D5-69 of the St. Louis Cardinals and had NFL experience over the next two years with Minnesota and San Diego.

Huey was born July 20, 1947, in Uniontown, Pa., and is married to the former Dyan McClain of Boston, Mass. They reside in Indianapolis with their daughter, Laura Elizabeth (4), and son, Aaron Bennett (2).

PERSONAL DATA:

College: Wyoming 1966-69.

Coaching Career: Wyoming 1970-74; New Mexico 1975-77; Nebraska 1978-86; Arizona State 1987; Ohio State 1988-91; Indianapolis Colts 1992-present.

**TONY MARCIANO**

Tight Ends

Tony Marciano is in his second season as the Colts' tight ends coach, his 22nd season in coaching. He most recently coached with the Calgary Stampeders of the Canadian Football League, serving 1995-96 as offensive line coach and 1997 as offensive coordinator/offensive line coach.

Marciano, 43, entered coaching at Texas Christian University. He served as assistant offensive line coach from 1978-80 while also spending the final two years as Director of Strength and Conditioning Programs. He then moved to Southern Methodist University and coached tackles, tight ends and kickers from 1981-87.

Marciano was a guest coach for the 1987 training camp of the Ottawa Roughriders (CFL) before becoming the offensive coordinator at Brown University (1987-88). He was offensive coordinator/offensive line coach at the University of Richmond (1989-90) and Assistant Head Coach at Kent State University (1991-92) before joining the Toronto Argonauts (CFL) in 1994.

Marciano graduated from Indiana University of Pennsylvania (IUP) in 1978 with a bachelor's degree in elementary education.

He was born June 14, 1956, in Scranton, Pennsylvania, and is married to the former Kelly Kunz of San Antonio, Texas. They have a son, Anthony (4), and a daughter, Anna (1).

PERSONAL DATA:

College: Indiana University of Pennsylvania 1975-78.

Coaching Career: Texas Christian 1978-80; Southern Methodist 1981-87; Brown 1987-88; Richmond 1989-90; Kent State 1991-92; Toronto Argonauts (CFL) 1994; Calgary Stampeders (CFL) 1995-97; Indianapolis Colts 1998-present.

**TOM MOORE**

Offensive Coordinator

Tom Moore is in his second season as offensive coordinator of the Colts. Moore previously served as running backs coach at New Orleans in 1997 and his 36-year coaching resume includes 22 seasons in the NFL and 12 as an offensive coordinator.

Moore, 60, entered coaching at his alma mater, Iowa, from 1961-62. Following a two-year stint with the Army (1963-64), where he coached a division team in Korea and the post team at Fort Benning, Georgia, Moore served as offensive backfield coach at Dayton from 1965-68. He then served as offensive coordinator at Wake Forest (1969) and offensive backfield coach at Georgia Tech (1970-71) before assuming the offensive coordinator position at the University of Minnesota (1972-73). Following a one-year stint with the New York Stars in the World Football League (1974), Moore returned to Minnesota as offensive coordinator from 1975-76.

He entered the NFL with Pittsburgh and worked 13 years (1977-89) with the Steelers. Moore coached receivers from 1977-82 before assuming the role of offensive coordinator and quarterbacks coach (1983-89). He helped lead the Steelers to victories in Super Bowl XIII (35-31 over Dallas) and Super Bowl XIV (31-19 over Rams). He moved to the Minnesota Vikings (1990-93), serving as assistant head

coach/quarterbacks (1990), assistant head coach/offensive coordinator (1991) and receivers coach (1992-93). He then joined the Detroit Lions as offensive coordinator (1994-96). During that three-year span, Barry Sanders ran for nearly 5,000 yards (5.2 avg.). His 1995 Lions' offense led the NFL in total offense (6,113 yards, 382.1 ypg.) and became the first team in NFL history to have two receivers post 100+ catches (Herman Moore, 123-1,686, 14 TDs; Brett Perriman (108-1,488, 9 TDs). Moore and Perriman's 3,174 combined receiving yards set an NFL record for most receiving yards in a season by two players on the same team.

Moore was a quarterback at Iowa (1957-60). He was born November 7, 1938, in Owatanna, Minnesota, and is married to the former Emily Dickerson of Charlotte, N.C. They have a daughter, Terry (34), and a son, Danny (31).

PERSONAL DATA:

College: Iowa 1957-60.

Coaching Career: Iowa 1961-62; Dayton 1965-68; Wake Forest 1969; Georgia Tech 1970-71; Minnesota 1972-73, 1975-76; New York Stars (WFL) 1974; Pittsburgh Steelers 1977-89; Minnesota Vikings 1990-93; Detroit Lions 1994-96; New Orleans Saints 1997; Indianapolis Colts 1998-present.



HOWARD MUDD

Offensive Line

Howard Mudd is in his second season as the Colts' offensive line coach, his 26th consecutive season as an NFL offensive line coach. He previously served as offensive line coach with Seattle from 1993-97. The Seahawks rushing attack ranked among the NFL's best from 1993-96 (1993: 1st in AFC, 4th in NFL; 1994: 2nd in AFC, 2nd in NFL; 1995: 2nd in AFC, 3rd in NFL; 1996: 5th in AFC, 5th in NFL) despite not starting the same five-man unit in two consecutive seasons. The 1997 Seahawks ranked 1st in the NFL in passing and 3rd in the NFL in total offense.

Mudd, 57, entered coaching as the offensive line coach at the University of California (1972-73). He entered the NFL with San Diego in 1974 and his NFL offensive line coaching stints have been with the Chargers (1974-76), San Francisco 49ers (1977), Seattle Seahawks (1978-82), Cleveland Browns (1983-88), and Kansas City Chiefs (1989-92). In 1985 at Cleveland, his lineman paved the way for running backs Kevin Mack and Earnest Byner to each surpass 1,000 rushing yards, only the third pair of backs on the same team to do so in NFL history (Larry Csonka/Mercury Morris, Miami, 1972; Rocky Bleier/Franco Harris, Pittsburgh, 1975).

Mudd was a starting guard and team captain at Hillsdale (Mich.) College (1960-63), holds a bachelor's degree in biology and is a member of the NAIA Hall of Fame. He had a seven-year NFL playing career with San Francisco (1964-69) and the Chicago Bears (1969-70). He was traded to the Bears in 1969, suffered a knee injury, and retired following the 1970 season. Mudd was a three-time Pro Bowl starter (1966-68) and twice earned first-team All-NFL honors (1967-68). He was named to the NFL All-Decade Team of the 1960s and was a member of the 49ers All-Golden Era Team (1946-70).

Mudd was born February 10, 1942, in Midland, Mich., and is married to the former Shirley Ball of Seneca, Missouri. They have a daughter, Ami (28), and sons, Adam (21) and Darren (31).

PERSONAL DATA:

College: Hillsdale (Mich.) College 1960-63.

Playing Career: San Francisco 49ers 1964-69; Chicago Bears 1969-70.

Coaching Career: California 1972-73; San Diego Chargers 1974-76; San Francisco 49ers 1977; Seattle Seahawks 1978-82, 1993-97; Cleveland Browns 1983-88; Kansas City Chiefs 1989-92; Indianapolis Colts 1998-present.



MIKE MURPHY

Linebackers

Mike Murphy is in his second season as linebackers coach of the Indianapolis Colts, his 15th season in the NFL. Murphy previously served as linebackers coach with the Seattle Seahawks from 1995-97.

Murphy, 54, started his coaching career at Woonsocket (South Dakota) High School and also coached at Mapleton High School in Denver, Colorado, and at Fairview High School in Boulder, Colorado. He entered the collegiate coaching ranks as the defensive line coach at the University of Vermont (1970-73) before moving to Idaho State (1974-76), where he coached the defensive line in 1974-75 before serving as defensive coordinator in 1976. He then coached linebackers at Western Illinois University from 1977-78. Murphy was defensive coordinator with the Saskatchewan Roughriders of the Canadian Football League from 1979-83 and was defensive line coach of the Chicago Blitz of the United States Football League in 1984. He entered the NFL with the Detroit Lions, where he coached linebackers from 1985-89 before coaching inside linebackers with the Arizona Cardinals from 1990-93. He worked in the Pro Personnel Department of the Carolina Panthers in 1994 before joining Seattle.

Murphy played guard and linebacker at Huron University in Huron, South Dakota. He was born September 25, 1944, in New York City and is married to the former Gaye Groethe of Rapid City, South Dakota. They have a son, Sam (28), and daughters, Sarah (25) and Heather (15).

PERSONAL DATA:

College: Huron University 1963-66.

Coaching Career: Woonsocket (South Dakota) High School 1966-67; Mapleton (Denver, Colo.) High School 1968; Fairview (Boulder, Colo.) High School 1969; Vermont 1970-73; Idaho State 1974-76; Western Illinois 1977-78; Saskatchewan Roughriders (CFL) 1979-83; Chicago Blitz (USFL) 1984; Detroit Lions 1985-89; Arizona Cardinals 1990-93; Seattle Seahawks 1995-97; Indianapolis Colts 1998-present.



JAY NORVELL

Wide Receivers

Jay Norvell is in his second season with the Indianapolis Colts. He previously served as assistant head coach/quarterbacks and receivers at Iowa State (1995-97).

Norvell, 36, entered coaching as a graduate assistant at Iowa in 1986. He coached receivers at Northern Iowa (1988) before joining Barry Alvarez's staff at Wisconsin, where he coached wide receivers and special teams (1989-94).

Norvell was a defensive back at Iowa (1982-85) and earned all-Big 10 honors in 1985 in helping the Hawkeyes reach the Rose Bowl. He played one season for the Chicago Bears (1987). He was born March 28, 1963, and is married to the former Kim Fehrman of Sun Prairie, Wis.

PERSONAL DATA:

College: Iowa 1982-85.

Playing Career: Chicago Bears 1987.

Coaching Career: Iowa 1986; Northern Iowa 1988; Wisconsin 1989-94; Iowa State 1995-97; Indianapolis Colts 1998-present.



JOHN PAGANO

Defensive Assistant

John Pagano is in his second season as a defensive assistant with the Indianapolis Colts, his fourth in the NFL. Pagano has worked all four years as a defensive assistant, mainly with the secondary. He most recently served as a defensive assistant with the New Orleans Saints in 1996-97.

Pagano, 32, entered coaching as an assistant at Mesa State College in Grand Junction, Colorado, in 1989 before moving to Nevada-Las Vegas (1990-91). He then coached as defensive coordinator at Overland High School in Aurora, Colorado (1992-93) before serving as a graduate assistant coach at Louisiana

Tech (1994) and Ole Miss (1995).

Pagano played collegiately as a linebacker at Mesa State College from 1985-88. He was born March 30, 1967, in Boulder, Colorado, and is married to the former Kimberly Bennett of Glenwood Springs, Colo.

PERSONAL DATA:

College: Mesa State College 1985-88.

Coaching Career: Mesa State College 1989; Nevada-Las Vegas 1990-91; Overland (Aurora, Colo.) High School 1992-93; Louisiana Tech 1994; Mississippi 1995; New Orleans Saints 1996-97; Indianapolis Colts 1998-present.



KEVIN SPENCER

Special Teams

Kevin Spencer is in his second season as the Colts' special teams coach, his ninth in the NFL. He most recently coached with the Oakland Raiders from 1995-97. He served as the Raiders' special teams and quality control coach in 1995, quality control and assistant linebacker's coach in 1996 and as a defensive assistant in 1997.

Spencer, 45, entered coaching as a graduate assistant at State University of New York (1975-76), where he also coached wrestling and lacrosse, before coaching at Detroit Country Day High School (1977-78) in Birmingham, Mich. He coached as a graduate assistant at Cornell (1979-80) and then served five years as freshman head coach (1981-85) and one as offensive coordinator (1986) at Ithaca before assuming the head coaching position at Wesleyan (CT) University (1987-1990). His four-year record was 14-26 and included a 6-2 mark in 1990, the school's best in 12 years. He entered the NFL in 1991 with the Cleveland Browns and served as a coaches' assistant (1991-94).

Spencer played football and lacrosse at Springfield (Mass.) College (1972-75) and earned a masters from SUNY-Cortland in 1976. He was born November 2, 1953, in Queens, N.Y., and is married to the former Rosemarie Katusha of Brookpark, Ohio. They have four children, Lindsey (18), Zachery (13), Timothy (2) and Jack (1).

PERSONAL DATA:

College: Springfield (Mass.) College 1972-75.

Coaching Career: SUNY 1975-76; Detroit Country Day High School 1977-78; Cornell 1979-80; Ithaca 1981-86; Wesleyan University 1987-90; Cleveland Browns 1991-94; Oakland Raiders 1995-97; Indianapolis Colts 1998-present.



JON TORINE

Strength and Conditioning

Jon Torine is in his second season as conditioning coach of the Colts. He previously served as a conditioning assistant with the Buffalo Bills from 1995-97, where he was involved with all aspects of the Bills strength, conditioning and nutritional programs.

Torine was a graduate of Springfield (Mass.) College. He was born November 15, 1973.

PERSONAL DATA:

College: Springfield (Mass.) College 1992-95.

Coaching Career: Buffalo Bills 1995-97; Indianapolis Colts 1998-present.

FOOTBALL OPERATIONS



DOM ANILE

Director of Football Operations

Dom Anile is in his second year as the Colts' Director of Football Operations. He previously served as Director of Player Personnel of the Carolina Panthers from 1994-97, where he and his staff of college scouts provided the foundation for the Panthers' drafts.

Anile was a three-year letter winner in football and baseball at C.W. Post and graduated in 1959 after captaining the football team for two years and earning MVP honors as a senior. He attended graduate school at Brooklyn College before entering football as an assistant coach at his alma mater from 1962-67. He took

over the head coaching duties in 1968 and became one of the most successful coaches in Division II history, producing a 84-33-1 (.716) record over his 12-year tenure (1968-79). He twice won the Lambert Bowl as the East's top team. Selected as Eastern Coach of the Year in 1973, he was also picked as New York's Metropolitan Coach of the Year four times. He served as offensive coordinator at Columbia University from 1980-82 before joining the Cleveland Browns from 1983-93, serving the final three years as Director of College Scouting.

Anile was born December 19, 1937, in Brooklyn, N.Y. He has three children: Dom Jr. (3/1/61), Theresa (9/14/64) and Gary (12/5/66). He resides with his wife, Carol, and their daughter, Jennifer (7/7/77).



CLYDE POWERS

Director of Pro Player Personnel

Clyde Powers is in his 20th season with the Colts organization, his sixth as Director of Pro Player Personnel. He is in his 18th season as a member of the Colts' Personnel Department after working for two seasons as an assistant coach for special assignments. He served from 1982 to 1985 as a College Scout before being named Director of Pro Personnel on May 31, 1985. He remained in that capacity until 1987. He also served in that capacity in 1993.

Powers joined the Colts after six years in the NFL as a defensive back with the New York Giants and Kansas City. He was a fifth-round 1974 draft pick of the Giants. He played four seasons with the Giants and briefly for the Chiefs in 1978. Powers lettered three years (1971-73) at Oklahoma and helped the Sooners to a 32-2-1 record while earning All-Big Eight honors at cornerback as a senior. He was born August 19, 1951, in Pascagoula, Mississippi.



GEORGE BOONE

Director of College Scouting

George Boone is in his second season as the Colts' Director of College Scouting. He served the previous four seasons with the club as Director of College Player Personnel. He joined the organization on January 15, 1994. Boone served as Director of Player Personnel for the St. Louis and Phoenix Cardinals from 1973-91. During his tenure with the Cardinals, Boone managed the club's scouting and drafting, along with coordinating the team's work with the National Scouting Combine.

Before joining the Cardinals, Boone held a scouting position with Central-Eastern Professional Association, a service also used by NFL clubs. He first joined the Cardinals in 1968 as assistant player personnel director. Boone was a three-year starter at offensive and defensive end at Kentucky from 1957-59. He earned bachelor's and master's degrees in education at Kentucky, where he was an assistant coach from 1960-65. He is married to the former Dedee Leet of Lexington, Ky. They have five children.



CHRIS POLIAN

Director of Pro Scouting

Chris Polian is in his second season as Director of Pro Scouting. He previously served from 1994-1997 with the Carolina Panthers (1994-96, Pro Scout; 1997 Pro Personnel Coordinator). He was an assistant in player personnel for the Sacramento Gold Miners in 1993.

He earned a bachelor's degree in communications from John Carroll University in 1993, where he played four years of varsity football.

Polian was born October 7, 1971, in New York City. Polian is married to the former Debbie Deck. They reside in Indianapolis, Ind.



STEVE CHAMPLIN

Director of Player Development

Steve Champlin is in his second season as the Colts' Director of Player Development. He will help coordinate player programs and team travel and will assist club president Bill Polian with the salary cap.

Champlin previously worked two years with the Carolina Panthers as Director of Football Administration after spending seven years with the Buffalo Bills. He served as the Bills' Manager of Engineering and Maintenance for two years and as Director of Stadium Operations for five years. He supervised all stadium services and employees in addition to coordinating all events at Rich Stadium and all football game day operations.

Champlin joined the Bills after four years with the Marriott Corporation following an appointment in the United States Navy during which he was awarded the Navy Achievement Medal in 1980. A 1976 graduate of the Naval Academy, Steve earned a bachelor of science degree in analytical management and general engineering while serving as co-captain of the Midshipmen hockey team.

Champlin was born June 28, 1954, in Oklahoma City, Okla., and is married to the former Mary Beth Philips of Buffalo. They have two daughters, Meghan (14) and Callie (11), and a son, Stephen (8).



BILL BROOKS

Director of Community Development/Player Relations

Bill Brooks is in his second season as the Colts' Director of Community Development/Player Relations. He joins the Colts after an 11-year career in the NFL with Indianapolis (1986-92), Buffalo (1993-95) and Washington (1996).

He joined the Colts as a fourth-round draft pick in 1986 and amassed 411-5,818-28 TDs receiving to rank 2nd in club history in receptions (Raymond Berry, 631), 4th in yards and 7th in touchdowns. Brooks started 98 of 106 career games with the Colts and is one of five players in team history to have receptions in more than 100 career games. He also holds the club record with 50 or more receptions in six consecutive

seasons. Brooks started in Super Bowl XXVIII for Buffalo against Dallas and posted 7-63 receiving.

Brooks has played a vibrant role in numerous community projects since 1986. He served as the emcee of two "Yes to School, No to Drugs" rallies for the Colts that targeted area youths and reached audiences exceeding 70,000 students. He was also bestowed the Sagamore of the Wabash by Governor Evan Bayh in 1990, Indiana's highest civilian honor, as a citation for his community works. Brooks also served as the Colts' United Way spokesperson in 1991 and 1992 and has also been involved with Big Sisters of Indiana, Big Brothers of Indiana, the Wheelers Boys Club and the Butler University Board of Visitors.

Brooks was born April 6, 1964, in Boston, Massachusetts. He holds a bachelor's degree in business administration from Boston University and was elected to the school's Hall of Fame in 1991. He also holds a master's degree in business administration from Butler University. Brooks and his wife, Holly, reside with their daughter, Brianna (4), in Carmel, Ind.



RALPH HAWKINS

Regional Director

Ralph Hawkins is in his second season with the Colts, his first as Regional Director. He possesses 30 years of experience as an NFL coach or scout. He works with Director of Pro Personnel Clyde Powers and Director of College Scouting George Boone. He previously worked as a regional scout with the Carolina Panthers from 1994-97. He has served as an NFL assistant coach with the Buffalo Bills (1969-71), Washington Redskins (1972-77), Baltimore Colts (1978), New York Giants (1979-81), Buffalo Bills (1982), Seattle Seahawks (1983-88), and New York Jets (1989). Hawkins worked as an area scout with the Phoenix Cardinals (1991-93)

before joining Carolina.

Hawkins lettered as a quarterback, running back and defensive back at the University of Maryland from 1953-57 and entered coaching at Bishop O'Connell High School (Arlington, Virg.) in 1958. After serving as a graduate assistant at Maryland (1959), Hawkins also served collegiate assistantships at Southern Methodist (1961), Kentucky (1962-65), West Point (1966), Maryland (1967) and Cincinnati (1968). He was born May 4, 1935, in Washington, D.C., and is married to the former Carol Ann Hench of Federalburg, Maryland. They have three daughters, Kathleen (6/23/68), Kristin Leigh Oster (10/9/70) and Karianne (11/17/71), and live with their grandson, Andrew Keeley.



MIKE BUTLER

Regional Director

Mike Butler is in his 13th season with the Colts. He was promoted to Regional Director on April 21, 1999, after serving as area scout for the past 12 seasons. He joined the club in 1987 from the Pittsburgh Steelers, where he was a member of the personnel department since 1983. Butler was a fullback and center at West Virginia. He received his bachelor's degree in fine arts at Indiana University (Pa.) in 1983. Butler, 39, is the son of Jack Butler, a former all-pro defensive back for the Pittsburgh Steelers and current director of the BLESTO Scouting Combine. Butler is single and resides in Pittsburgh, Pa.



DAVID CALDWELL

Area Scout

David Caldwell is in his second season as an area scout for the Colts. He spent 1996-97 as a scouting assistant with the Carolina Panthers. Caldwell graduated from John Carroll University in 1996 with a bachelor's degree in finance/business administration. He was a three-year letterman as an outside linebacker and helped the Blue Streaks to an Ohio Athletic Conference title in 1994. Caldwell was born February 14, 1974, in Buffalo, New York, and is single.



TOM GAMBLE

Area Scout

Tom Gamble is in his second season as an area scout for the Colts. He worked in 1997 as a part-time college scout for the Carolina Panthers while also working as a pro scout with the Baltimore Ravens. He obtained a B.S. from High Point University in 1987 and an M.S. from Rowan University in 1988. Gamble entered the NFL as an assistant in the player personnel department of the Philadelphia Eagles in 1986. He stayed with the Eagles through 1994 serving as a college area scout, handling contract negotiations, and later as Director of Pro Scouting. He served as a defensive assistant/quality control coach with the New York Jets

in 1995-96. Gamble was born February 14, 1963, in Cherry Hill, New Jersey, and is married to the former Juliette Alfonsi of Springfield, Pennsylvania. They have two sons, Tom (6/16/95) and Gregory (12/6/97).



BOB GUARINI

Area Scout

Bob Guarini enters his first season as an area scout for the Colts. He previously worked as area scout for the Carolina Panthers from 1994-98.

His main responsibility with Panthers was evaluating talent in the midwest, including the Big 10. He was offensive coordinator at Western Connecticut State University (1992-93) after spending the previous eight seasons at Davidson College in the same capacity (1984-91). He has also held coaching positions at the United States Merchant Marine Academy (1974-75), the New York Institute of Technology (1976), C.W. Post (1977-79) with Colts Director of Football

Operations Dom Anile, and Rutgers University (1980-85).

Guarini earned a bachelor's degree in physical education from the College of Sante Fe and a master's degree from Cortland State. Guarini and his wife, Janet, reside in Blue Point, N.Y.



PAUL ROELL

Area Scout

Paul Roell is in his ninth season with the Colts. He joined the club in 1991 after previously serving as an intern with Pittsburgh Total Scouting, a division of the Pittsburgh Steelers headed by Art Rooney, Jr. Roell played defensive back at Ohio Northern and attended Ohio State University for three years prior to transferring to Robert Morris and earning a degree in sport management in 1990. He scouted high school football in western Pennsylvania for Metro Index Scouting from 1987-89 and worked in the pro scouting division for BLESTO in 1990. Roell, 33, is married to the former Stacey Alcott of Oakley, Calif. They reside in Parkville, Mo. with their daughters Victoria Rae (12/26/94) and Katelin Maureen (1/17/98).



BILL SHUNKWILER

Area Scout

Bill Shunkwiler is in his second season as area scout for the Colts and 11th season in the NFL. He joined the club from the Baltimore Ravens where he worked in the scouting department since 1996. Shunkwiler has pro scouting experience with several NFL teams: Cleveland (1991-95), Tampa Bay (1990-91) and Dallas (1987-90). He also served as a scout for the Philadelphia Stars of the USFL (1982-85) and Chicago Fire of the WFL League (1973-75). In between scouting stints, he was offensive coordinator at Hiram College (1978-79) and offensive line coach at Thiel College (1985). He received his bachelor's degree from Ohio

Northern and master's degree in education from Kent State. Shunkwiler and his wife, Edith, have six grown children and seven grandchildren and live in Warren, Ohio.



TOM TELESKO

Area Scout

Tom Telesco is in his second season as an area scout with the Colts. He previously served as a scouting assistant with the Carolina Panthers from 1995-97 and scouted the East Coach for the Panthers in 1997. He also worked as a summer intern for the Buffalo Bills (1991-95). Telesco was a three-year letterman at wide receiver for John Carroll University and helped the Blue Streaks to an Ohio Athletic Conference title in 1994. He graduated in 1995 with a business management degree. Telesco was born December 12, 1972, in Buffalo, New York, and resides in Indianapolis with his wife, Larah.



TODD VASVARI

Area Scout

Todd Vasvari is in his second season as an area scout with the Colts. He previously worked as an area scout with the Carolina Panthers from 1995-97. Vasvari played tight end and earned a bachelor's degree in economics from Bloomsburg University in 1991. He worked three training camps (1989-91) as an equipment assistant with the Buffalo Bills and then worked as a substitute teacher and assistant football coach at Phillipsburg (N.J.) High School from 1992-95. His father, Hal, was a scout with the Montreal Alouettes and coached at the United States Merchant Marine Academy. Vasvari was born March 20, 1969, in Phillipsburg, N.J. and is single.



BYRON LUSBY

Area Scout

Byron Lusby is in his third season in the Colts' scouting department, his first as an area scout. Lusby graduated from the University of Oklahoma in 1995 with a bachelor's degree in Communication Sciences and Disorders. He was born August 21, 1972, in Lawton, Oklahoma, and is single.



MATT TERPENING

Scouting Assistant

Matt Terpening is in his second season with the Colts, his first as Scouting Assistant. He served as an intern in the scouting department in 1998. He graduated from Xavier (Ohio) University in 1998 with a bachelor's degree in sports management. Terpening was a member of the Xavier basketball team that reached the NCAA tournament in 1997 and 1998. The Musketeers also captured the Atlantic-10 Conference Tournament championship in 1998. He served as a summer intern in the Colts public relations office in 1997. His father is Colts Vice President Bob Terpening. Terpening was born June 25, 1976, in Baltimore, Maryland, and is single.



RYAN FANNIN

Scouting Assistant

Ryan Fannin is in his second season with the Colts, his first as Scouting Assistant. He served as an intern in the scouting department in 1998. Fannin served three years as an intern in the Colts operations department. He attended IUPUI and majored in business. He was born July 23, 1976 in Greenfield, Ind. Fannin is single and resides in Indianapolis.



TROY BIGELOW

Coordinator of Football Information Systems

Troy Bigelow enters his second season with the Colts and third in the NFL. Bigelow previously served as systems analyst for one year with the Carolina Panthers from 1997. Prior to Carolina, he spent two years as a consultant designing and writing computer software for a small company in Rochester, N.Y. He worked three years with General Electric as a software developer. Bigelow is a 1992 graduate of Clarksons University where he earned a bachelor's degree in computer science and technical communications. Bigelow and his wife, Lori, reside in Indianapolis with son, Drew 11/21/95, and daughter, Taylor 5/23/98.



HUNTER SMITH

Head Trainer

Hunter Smith is in his 17th year with the Colts. He was named the club's head athletic trainer in June of 1984. Smith served as the Colts' assistant trainer during the 1983 season following a one-year stint as the head trainer at William and Mary in 1982.

A Certified Athletic Trainer by the National Athletic Trainers Association, Smith presently serves on the Executive Council of the Indiana Athletic Trainers Association. He served as the AFC Head Trainer representative to the Professional Football Athletic Trainers Society Executive Board from 1993-1997. He also was a member of the Gatorade Advisory Panel in 1998.

Prior to joining the staff at William and Mary, Smith served 10 years as an assistant professor in physical education and head athletic trainer at Salisbury State College.

Smith earned his bachelor's degree in physical education from Florida State in 1971 and a master's degree in physical education and health from Tennessee Tech one year later. He served on the Board of Directors of the National Athletic Trainers Association from 1982 to 1984. Smith and Dave Hammer were honored as the 1990 Pro Football Athletic Training Staff of the Year by the Professional Football Athletic Trainers Society. Born August 5, 1949, in Salisbury, Md., Hunter and his wife, Susan, have three children, Kelly (18), Brian (16) and Kevin (16).



DAVE HAMMER

Assistant Trainer

Dave Hammer is in his 16th season as assistant trainer, having joined the club in July of 1984. He currently serves on the NATA Honors and Awards Sub-Committee and the PFATS Public Relations Committee and is the AFC Assistant Trainer representative on the PFATS Executive Council.

Hammer earned a master's degree in physical education at Syracuse in 1984, where he served as a graduate assistant trainer. He also attended West Virginia from 1977-82 as a member of the undergraduate athletic training curriculum.

Hammer spent the 1981 training camp as a member of the Colts' summer staff, along with serving with the club during parts of the 1981-83 seasons. Hammer and Hunter Smith were honored as the 1990 Pro Football Athletic Training Staff of the Year by the Professional Football Athletic Trainers Society.

Born in Pittsburgh, Pa. on May 10, 1959, Dave and his wife, Sharon, reside with their children, Christopher (10), and Ashlee (7) in Indianapolis.



DAVE WALSTON

Assistant Trainer

Dave Walston is in his seventh season with the Colts, his fourth as a full-time assistant trainer. Walston earned a master's degree from West Virginia University and a bachelor's degree from Salisbury State College. He previously served as head athletic trainer at Bowie State University (1988-90) in Bowie, Maryland, and at Morningside College (1990-92) in Sioux City, Iowa.

Born in Denton, Maryland, on January 14, 1964, Walston is single and resides in Indianapolis.



JON SCOTT

Equipment Manager

Jon Scott is in his 18th season with the Colts. Scott joined the Colts in March, 1982, as assistant equipment manager and was elevated to head of the club's equipment staff in November of the same year.

Before joining the Colts on a full-time basis, Scott worked as assistant equipment manager at Arizona State University for two years. His association with the Colts began when he worked as an assistant to the equipment manager during the club's 1979 and 1980 summer training camps. Scott received a bachelor's degree in Physical Education from Michigan State University in 1979 where he

served as a student equipment manager from 1975-79.

Born on December 18, 1956, Scott is a native of East Lansing, Michigan. Jon and his wife, Mischelle, reside with their children, Amber (20), Brooke (19) and Ian (8) in Avon.



MIKE MAYS

Assistant Equipment Manager

Mike Mays is in his ninth season as the Colts' assistant equipment manager. Mays joined the club full-time in June of 1991. His association with the Colts began in 1986 as a member of the club's summer training camp staff. He worked part-time as an equipment assistant during the 1989 and 1990 seasons. A native of Frankton, Ind., Mays was born March 11, 1962, and attended Anderson University. He and his wife, Sherri, reside in Indianapolis.



SEAN SULLIVAN

Equipment Assistant

Sean Sullivan is in his fourth season with the Colts, his second as a full-time member of the equipment staff. He spent the previous two seasons assisting the equipment staff and worked as a football operations intern with the Carolina Panthers in the summer of 1995. He graduated from Holy Cross College with an associates degree in liberal arts in 1994. Sullivan was born July 7, 1971, in Northport, New York. He is single and resides in Indianapolis.



MARTY HECKSCHER

Video Director

Marty Heckscher is in his 20th season with the Colts. He has served as video director since 1983. He joined the club as assistant cinematographer in 1980 after serving one season as a part-time assistant. He worked as assistant equipment manager in 1981 and assistant cinematographer in 1982.

He was born January 21, 1956, in Baltimore, Maryland, where he attended Essex Community College. He and his wife, Stephanie, reside with their daughters, Morgan (15) and Regan (11), and son, Oliver (9), in Avon, Ind.



JOHN STARLIPER

Assistant Video Director

John Starliper is in his 17th season with the Colts' video department. He started with the club in 1983 and assists with the daily duties of videotaping and editing of tape for players and coaching staff game plans. He was born March 17, 1958, in Harpers Ferry, West Virginia. His wife, Jill, is a teacher and volleyball coach at Chatard High School in Indianapolis.



ADMINISTRATION

RAY COMPTON

Vice President of Sales and Marketing



Ray Compton is in his second season with the Colts, his first as Vice President of Sales and Marketing. Compton joined the Colts in December of 1997 as Executive Director of Sales and Marketing. Compton oversees the club's aggressive business operations that deal with suite sales, corporate sales and ticketing. Long known for his creative concepts, Compton has a firm imprint on the fan entertainment elements inside and around the RCA Dome on gamedays. Compton's role with the Colts is his third sports administrative position in Indianapolis over a 27-year career. Compton was Vice President of Marketing of the Indiana Pacers from 1982-88, a time that saw a tremendous civic growth for the team.

Attendance at Pacers games increased measurably as the team grew in stature in the NBA. Compton assumed the role of President of the Indianapolis Ice of the International Hockey League from 1988-97. The Ice served as one of the league's leading franchises during that time. In 1990, Compton's Ice captured the Turner Cup, and the league's Board of Governors named him the Executive of the Year. Compton undertook the Presidency of the Central Hockey League in 1997, a time when the league expanded from six to 12 teams. Compton is a 1972 graduate of the University of Illinois with a bachelor's degree in communications. He was a sportswriter for the Champaign News Gazette, the Quincy Herald Whig, the Arkansas Gazette and the Indianapolis News before joining the Pacers. Compton was born August 11, 1950, in Homer, Illinois. Compton and his wife, Sherry, reside with their daughter, Whitney (12), in Indianapolis.

KURT HUMPHREY

Vice President of Finance



Kurt Humphrey is in his 16th season with the Colts, his first as Vice President of Finance. Humphrey served the prior 15 seasons as Controller. In his role with the club, Humphrey oversees all daily financial business operations. He gained his accounting experience by working with the international accounting firm of Ernst and Young from 1979-82, and with the insurance company Baldwin and Lyons from 1982-84. He joined the Colts soon after the club's move to Indianapolis in 1984. Humphrey earned a bachelor's degree in accounting from Ball State University in 1979, and is a Certified Public Accountant. Humphrey, an avid golfer, has served on various Noble of Indiana Boards and Committees

since 1986 and has been an active board member in various youth organizations in his community. Humphrey is a member of the American Institute of C.P.A.s. Humphrey was born August 19, 1957, in Muncie, Indiana. Humphrey has a son, Rob (19) and two daughters, Breanne (17) and Abby (13), and he resides in Avon.

CRAIG KELLEY

Vice President of Public Relations



Craig Kelley is in his 15th season with the Colts, his first as Vice President of Public Relations. Kelley joined the Colts in January of 1985 as Assistant Director of Public Relations before being promoted to Director of Public Relations in 1987. Kelley oversees the club's football-related publications and all local and national media relations. He joined the Colts after working in 1982 and 1984 in public relations with the New Orleans Saints. Kelley has worked on the NFL public relations staff at 12 of the past 14 Super Bowls and at the 1991 Pro Bowl. In 1996, the Colts won the Pete Rozelle Award, an annual honor from the Professional Football Writer's Association to the NFL's top PR staff. A native of New Orleans,

Louisiana, Kelley holds a bachelor's degree in journalism from LSU and a master's degree in sports administration from Ohio University. Born July 4, 1959, Kelley and his wife, Katie, reside in Indianapolis.



RYAN ROBINSON

Assistant Director of Public Relations

Ryan Robinson is in his first season with the Colts...obtained B.A. in journalism from the University of Kentucky in 1998...was Director of Media Relations for the Nashville Noise of the American Basketball League before joining the Colts...served as seasonal-intern in the Colts public relations office in 1997...also completed summer internships with the Colts in 1995 and the Minnesota Vikings in 1996...was a student assistant in the University of Kentucky Sports Information Office (1994-96) and a media relations assistant in the office (1997-1998) ...born June 4, 1975 in Ashland, Ky....Robinson is single and resides in Indianapolis.



BOB LAMEY

"Voice of the Colts"

Bob Lamey is in his 13th season as the club's radio play-by-play voice...will also assist with projects in community relations, public relations, sales and marketing...Colts play-by-play voice from 1984-91 and 1995-present...obtained B.A. in radio and television from Texas Christian University in 1960 and worked on master's degree at Ohio University in 1961...was radio play-by-play voice of the Indianapolis Racers from 1974-77 and the Indiana Pacers from 1977-84...worked 23 years with WIBC Radio in Indianapolis, the last 15 as Sports Director...born December 23, 1938, in Chester, Pennsylvania...Lamey has three daughters, Becky (35), Gayle (30) and Sheryl (27) and lives in Indianapolis.



NICOLE DUNCAN

Director of Community Relations and Promotions

Nicole Duncan is in her sixth season with the Colts...she was promoted to Director of Community Relations and Promotions in February of 1999 after serving as Community Relations Manager since 1997...began Colts career as administrative assistant in team's public relations department...was on staff that won 1996 Pete Rozelle Award, an annual honor given to the NFL's top PR staff...obtained a B.A. in communications from Purdue in 1991...active in a variety of Indianapolis community service organizations...born January 26, 1970 in Arlington Heights, Ill....Duncan and her husband, Brian, reside in Indianapolis.



LARRY C. HALL

Director of Ticket Operations

Larry Hall is in his 16th season with the Colts and 17th in the NFL...obtained marketing degree from the University of Cincinnati in 1982...worked in Cincinnati Bengals ticket office prior to becoming Indianapolis Colts' first ticket manager in May of 1984...implemented programs such as seat improvement, transfer of ownership, the annual Colts Select-A-Seat day and the Colts guest relations program...born May 13, 1960, in Cincinnati, Ohio...Hall and his wife, Donna, reside with their son, Adam (14) and daughter, Lauren (9), in Indianapolis.



GREG HYLTON

Director of Ticket Sales

Greg Hylton is in his third season with the Colts, his second as Director of Ticket Sales...was Group Sales Manager 1997-98...obtained B.A. in Communications and Psychology from Indiana University in 1990...worked in Indiana Pacers media relations department in 1990-91...worked with Indianapolis Ice from 1991-97 (ticket sales rep. 1991-93; Director of Ticket Sales 1993-95; V.P. of Sales 1995-96; V.P. of Marketing 1996-97)...born June 22, 1968, in Brownsburg, Ind....Hylton and his wife, Terri, reside with their daughter, Taylor (1), in Plainfield, Ind.



JAY SOUERS

Director of Sponsorship Sales

Jay Souers is in his third season with the Colts, his first as Director of Sponsorship Sales...was account manager 1997-98...obtained B.A. in marketing from Indiana University in 1977...sold television advertising at WTTV-4 1995-96...was sales manager at C.E.O. Magazine 1993-94...born April 9, 1955 in Bloomington, Ind....Souers and his wife, Julie, have two sons, Kole (2/14/91), and Dakota (2/14/91) and a daughter, Amy (2/14/91), and reside in Fishers, Ind.



HERM STONITSCH

Controller

Herm Stonitsch is in his first season with the Colts...worked from 1992-99 at Colt Realty, managing the team's real estate portfolio...obtained B.S. in accounting from Lewis University...worked at public accounting firm Ernst and Young 1989-92...has been Certified Public Accountant since 1988...born February 14, 1961 in Joliet, Ill....pursuing a master's degree of management at Northwestern University Kellogg Graduate School of Management...single...resides in Indianapolis.



TOM ZUPANCIC

Director of Business Development

Tom Zupancic is in his 16th season with the Colts, his first as Director of Business Development... served from 1984-97 as the Colts' Strength and Conditioning Coach and in 1998 as Strength Coach...attended Cathedral High School and Indiana Central University...was inducted into the Indiana Football Hall of Fame as a player in 1998...was given the Sagamore of the Wabash award by Governor Evan Bayh in 1996, Indiana's highest civilian honor...named NFL's Strength and Conditioning coach of the Year in 1995...ranks 14th in the world among all-time super heavyweights with a 600-pound bench press (set in

1988)...was an alternate on both the 1980 and 1984 USA Greco Roman Olympic wrestling teams...author of book entitled Strength and Conditioning for Football and Then Some...born September 14, 1955, in Indianapolis...Zupancic and his wife Carrie, reside in Indianapolis with their three children, Katie (9), Jake (8) and John Thomas (5).

COLTS STAFF



Evie Anderson
Executive Assistant to
the Owner



Carol Ballinger
Receptionist/Assistant



Jennifer Beaver
Sponsorship Sales
Assistant



David Blume
Coordinator of Business
Information Systems



Jerry Boggs
Sponsorship
Account Manager



Kim Broad
Business Dev./
Corporate Suite Mgr.



**Bethanne
Harrison-Brown**
Travel Coordinator



Linda Brown
Assistant to the
Sr. Vice President



Kip Brownfield
Ticket Sales
Account Manager



Pam Carr
Sponsorship Account
Manager



Cathy Catellier
Assistant to the
Head Coach



Mary Clugston
Accounting Assistant/
Insurance



Kristi Dorman
Special Events
Manager



Ryan Fannin
Scouting Assistant



Dave Filar
Purchasing
Administrator



Debbie Finn
Assistant to the Director
of Football Operations



Troy Glendenning
Building/Grounds



Jett Gray
Community Relations
and Marketing Asst.



Ken Heague
Special Assistant
to the Owner



Brian Heagy
Mail Clerk/
Office Assistant



Keith Hendricks
National Account
Manager



Sue Kelly
Assistant to the
President



Kevin Kirkhoff
Ticket Sales Account
Manager



George Kirkland
Administrative
Assistant



David Liptak
Administrative
Assistant



Eric Mahlum
Internet & Graphic
Designs Manager



Mike Martin
Groundskeeper



Matt Mason
Merchandise Manager



Paul McLaughlin
Ticket Operations
Assistant



Todd Melloh
Sponsorship Account
Manager



Traci Morgan
Assistant to the Sr. Vice
President of Administration



Bob Parenteau
Ticket Operations
Assistant



Susie Peters
Sponsorship Sales
Assistant



Heather Phillips
Game Entertainment &
Advertising Manager



Steffani Plackard
Operations Assistant



Debbie Pulasky
Coaching Assistant



Shelley Raper
Sponsorship Account
Manager



Arthur C. Rettig, MD
Orthopedic Surgeon



Doug Robertson, MD
Physician



Ryan Schulte
Administrative Assistant



Ron Sexton
Program/Production
Manager



Beverly Slater
Accounting Assistant/
Payroll



Wade Smith
Building/Grounds



Jamil Stafford
Ticket Operations Assistant



Tony Walker
Building/Grounds



Pam Watkins
Public Relations
Assistant



BILLY AUSTIN

Defensive Back 5-10 195
 New Mexico
 2nd Year With Colts, 1st in NFL
 Free Agent - 1998
 Born: March 8, 1975

47

GAMES STARTED/PLAYED: (1998, 0/1) Total 0/1

PRO: Signed to active roster from practice squad on December 16, 1998...originally signed as FA by St. Louis on April 24, 1998...waived by St. Louis on July 7, 1998...signed by St. Louis as FA on July 22, 1998...waived on August 24, 1998...signed by Colts to practice squad on September 8, 1998.

1998: Had one assisted tackle in limited reserve action 12/27 vs. Carolina for seasonal totals...was inactive 12/20 at Seattle...spent weeks 2-14 on practice squad.

COLLEGE: Three-year letterman and two-year starter...career totals included 42 games with 35 starts, 316 total tackles and 21 passes defended...started 10 games at FS and was team co-captain as **senior**...missed three games with knee injury...earned second-team All-WAC honors after posting 79 tackles and a team-high seven passes defended...earned WAC Mountain Division Defensive Player-of-the-Week honors after posting 10 tackles, two FF and one pass defended vs. SMU...started at FS as **junior**...posted career-high 23 tackles at Rice...saw action at cornerback as **sophomore** and **freshman**...was redshirt in 1993...majored in university studies.

PERSONAL: Full name is William Dominic Austin...born in Washington, D.C....lettered in football and track at Kempner (Sugarland, Tex.) High School...single...resides in Houston, Texas.



BRADFORD BANTA

Tight End 6-6 260
 Southern California
 6th Year With Colts
 Draft-4, 1994 (106th overall)
 Born: December 14, 1970

83

GAMES STARTED/PLAYED: (1994, 0/16); (1995, 2/16); (1996, 0/13); (1997, 0/15); (1998, 0/16) Total 2/76

1998: Saw primary action as special teamer and long-snapper...had five special teams tackles, three solo...was 1-7 vs. New England 11/1 for seasonal receiving totals...had RF to set up FG 9/6 vs. Miami...has been deep snapper for Pro Bowlers P-Chris Gardocki (1996) and K-Cary Blanchard (1996) while serving as snapper for NFL's best FG-kicking team from 1995-98 (Colts have hit 81.4% of FGs during that span).

CAREER NOTES: **1997:** Inactive 8/31 at Miami with knee injury...served as 4th TE...did not have any receptions...had four special teams tackles, two solo...had solo special teams tackles 11/23 at Detroit and 12/21 at Minnesota. **1996:** Was inactive 10/13 vs. Baltimore, 10/20 vs. New England and 10/27 at Washington after suffering broken hand 10/6 at Buffalo...saw primary action as long-snapper and in short yardage situations...had seven special teams tackles, five solo. **POST-SEASON:** Had two special teams tackles, one solo, 12/29 at Pittsburgh. **1995:** Earned starts 10/1 vs. St. Louis and 11/19 at New England as club opened in two-TE alignment...had seasonal and career receiving totals of 1-6 vs. San Diego 12/17...had three solo special teams tackles. **POST-SEASON:** Saw reserve and special teams action in all three games with no receptions. **1994:** Did not have any receptions...ranked 7th on team with nine special teams tackles, six solo.

COLLEGE: Four-year letterman and two-year starter...career receiving statistics included 47-491, 4 TDs...named honorable mention All-Pac Ten as **senior** after totaling 31-284, 2 TDs...reception total is Trojan TE single-season record...earned All-Pac Ten honorable mention as **junior** starter...was 8-114, 1 TD...spent most of **sophomore** year as backup, but started three games...was 7-75 receiving...served as reserve for majority of **freshman** season but earned three starts and totaled 1-18, 1 TD receiving...was sidelined for remainder of season after suffering broken leg vs. UCLA...was redshirted in 1989...holds degree in communications.

PERSONAL: Full name is Dennis Bradford Banta...born in Baton Rouge, La....lettered in basketball, football and track at University High School...was Parade grid All-American as senior...has participated for two years in celebrity theater production to benefit Indiana Repertory Theatre...makes numerous visits to school and civic organizations throughout Indiana...is heavily involved with Indiana School for the Blind, where he organized and helped sponsor the first-annual Making Waves Swim-A-Thon at the University of Indianapolis...single...resides in Indianapolis, Ind.

CAREER STATISTICS RECEIVING

| Year | ST/PL | No. | Yds. | Avg. | LG | TD |
|--------------|-------------|----------|-----------|------------|----------|----------|
| 1994 | 0/16 | 0 | 0 | 0.0 | 0 | 0 |
| 1995 | 2/16 | 1 | 6 | 6.0 | 6 | 0 |
| 1996 | 0/13 | 0 | 0 | 0.0 | 0 | 0 |
| 1997 | 0/15 | 0 | 0 | 0.0 | 0 | 0 |
| 1998 | 0/16 | 1 | 7 | 7.0 | 7 | 0 |
| TOTAL | 2/76 | 2 | 13 | 6.5 | 7 | 0 |

CAREER BEST RECEIVING

Number: 1 vs. San Diego 12/17/95
vs. New England 11/1/98
Yards: 7 vs. New England 11/1/98
Longest: 7 vs. New England 11/1/98



MICHAEL BARBER

Linebacker 6-0 254
Clemson
2nd Year With Colts, 5th in NFL
Waivers (Seattle) - 1998
Born: November 9, 1971

53

GAMES STARTED/PLAYED: (1995, 0/2); (1996, 7/13); (1997, 2/8); (1998, 6/12) **Total 15/35 Total with Colts 6/12**

PRO: Claimed off waivers from Seattle on August 31, 1998...originally signed as FA by Seattle on April 26, 1995...waived on August 30, 1998.

1998: Started games 8-10 and 13-14 at MLB and 12/20 at Seattle at LB in 4-2-5 alignment...inactive for games 6-7 and with hamstring injury for games 11-12...ranked 4th on team in total tackles with 76, 51 solo...also had five special teams tackles, three solo, two sacks (26 yards), one int., one FF and one pass defended...had season-high 15 tackles, nine solo, as starting MLB 12/6 at Atlanta...had 13 tackles, six solo, one sack (six yards) and first career int. 12/27 vs. Carolina...posted 11 tackles, nine solo, one sack (20 yards) and one FF as starting MLB 11/15 vs. NY Jets...had 10 tackles, five solo, at Seattle...earned first start as Colt 11/1 vs. New England and posted nine tackles, seven solo.

CAREER NOTES: 1997: Saw action in eight games for Seattle, starting last two at LOLB in place of injured Winston Moss...inactive for first eight games...posted 18 tackles, 16 solo, one RF, one FF and one pass defended...had 10 total tackles and one FF 12/21 vs. San Francisco for top game. **1996:** Saw action in 13 games, starting first seven games at strong side LB in place of injured Terry Wooden...inactive for games 8-10 with hamstring injury...posted 42 tackles, 32 solo, two FF, one RF and one pass defended...had 10 total tackles at Tampa Bay. **1995:** Saw action in games 2-3 on special teams...inactive for final 13 games.

COLLEGE: Four-year letterman...career statistics included 203 total tackles, six tackles for losses and 3.5 sacks...ranked 2nd on team in tackles as senior with 103...had four 10+ tackle outings including career-high 18 vs. South Carolina...had 91t RF vs. Tennessee-Chattanooga as sophomore...secondary education/political science major.

PERSONAL: Full name is Michael Barber...born in Rock Hill, S.C....attended Lewisville (S.C.) High School...single...resides in Edgemore, S.C.

CAREER STATISTICS

| YEAR | ST/PL | SOLO | AST | TOT | SKS | PD | FF | FR | INTS | YDS | AVG | LG | TD |
|--------------|--------------|-----------|-----------|------------|------------|----------|----------|----------|----------|----------|------------|----------|----------|
| 1995 Sea. | 0/ 2 | 0 | 0 | 0 | 0.0 | 0 | 0 | 0 | 0 | 0 | 0.0 | 0 | 0 |
| 1996 Sea. | 7/13 | 32 | 10 | 42 | 0.0 | 1 | 2 | 1 | 0 | 0 | 0.0 | 0 | 0 |
| 1997 Sea. | 2/ 8 | 16 | 2 | 18 | 0.0 | 1 | 1 | 1 | 0 | 0 | 0.0 | 0 | 0 |
| 1998 | 6/12 | 51 | 25 | 76 | 2.0 | 1 | 1 | 0 | 1 | 0 | 0.0 | 0 | 0 |
| TOTAL | 15/35 | 99 | 37 | 136 | 2.0 | 3 | 4 | 2 | 1 | 0 | 0.0 | 0 | 0 |



JASON BELSER

Defensive Back 5-9 196

Oklahoma

8th Year With Colts

Draft-8a, 1992 (197th overall)

Born: May 28, 1970

29

GAMES STARTED/PLAYED: (1992, 2/16); (1993, 16/16); (1994, 12/13); (1995, 16/16); (1996, 16/16); (1997, 16/16); (1998, 16/16) Total 94/109

1998: Started 16 games, one of seven Colts to start each game...has started 70 consecutive games (63 at SS; 7 at FS), the longest current streak on the club...started first nine games at FS, final seven at SS...led team in tackles for second consecutive year with 129, 98 solo...added five passes defended, three hits, two FF, one RF, one sack (13 yards) and one int. (19 yards)...had one solo special teams tackle...had season-high 16 tackles, 13 solo, and sack vs. New England 11/1...had 12 tackles, 10 solo, vs. New Orleans 9/27...posted 10 tackles, eight solo, one FF and one blocked PAT 9/20 at NY Jets and 10 tackles, eight solo, 12/27 vs. Carolina...had int. 11/15 vs. NY Jets in first start at SS after 63 consecutive starts at FS...had FF and RF 10/18 vs. San Francisco...ranks 1st in Colts' history with 22.5 career int. return avg. (min. 12 att.).

CAREER NOTES: 1997: Started 16 games at FS...named winner of team's annual Ed Block Courage Award for courageous play by vote of teammates...also named winner of the 1997 Unsung Hero Award by NFLPA, recognizing dedication to the game and community...led team in total tackles (118), solo tackles (70) and passes defended (8)...added two ints. (121 yards), one sack (seven yards), one FF, one pressure and one hit...had season-high 12 tackles, nine solo, 11/23 at Detroit...posted 11 tackles, seven solo, and FF 11/2 vs. Tampa Bay...had ints. 10/12 at Pittsburgh (37 yards) and 12/21 at Minnesota (34 yards)...took lateral following DB-Robert Blackmon int. and produced 50t scoring return 11/16 vs. Green Bay. **1996:** Started 16 games at FS...led team in solo tackles (69) and ints. (4-81 yards) while ranking 2nd in total tackles (129)...returned two ints. for scores, tying Milt Davis (1957), Jerry Logan (1965, 1970), Jackie Wallace (1975) and Lyle Blackwood (1978) for second-most seasonal total in team history (3, Ray Buchanan, 1994)...added five passes defended, two FF, one sack (seven yards) and one hit...was Colts' recipient of Unsung Hero Award named by NFLPA...had season-high 16 tackles, six solo, at New England 11/24...posted 14 tackles, nine solo, with one sack (seven yards) 9/1 vs. Arizona...was 2-45 ints. including 44t return 12/5 vs. Philadelphia to earn AFC Defensive Player-of-the-Week honors...had 21t int. return at Cincinnati 12/22...had other int. (15 yards) vs. NY Jets 11/17...had FF 9/8 at Jets and 9/23 vs. Miami. **POST-SEASON:** Started at FS 12/29 at Pittsburgh and posted 11 tackles, five solo, and one FF...added two solo special teams tackles. **1995:** Started 16 games at FS...posted 109 tackles, 60 solo, seven passes defended, two FF, two RF, one int. (0 yards) and one pressure...tackle total was 4th on team and 2nd among DBs...had 12 tackles, four solo, 11/5 vs. Buffalo...had three passes defended 12/10 at Jacksonville...had int. 12/23 vs. New England to help seal victory...had FF 11/19 at New England and 12/3 at Carolina...had RF 10/22 at Oakland and at New England. **POST-SEASON:** Started all three games at FS...had 16 tackles, eight solo, two ints. (68 yards) and one pass defended...had two 4th quarter ints. (68 yards) at San Diego 12/31...int. and 36-yard return led to Colts final TD...two ints. tied club playoff record shared by four others, while 68 return yards ranked second (76, Johnny Sample, 12/27/59). **1994:** Started games 3-8 at SS and games 11-16 at FS...missed first two games on roster exemption after agreeing to terms 8/24...DNP 10/30 vs. Jets due to knee injury...saw reserve action 11/6 at Miami...posted 106 total tackles, 47 solo, seven passes defended, two hits, one int. (31 yards) and one pressure...had three double-digit tackle outings and 10 games of seven or more tackles...had 15 tackles, six solo, 9/18 at Pittsburgh and 15 tackles, five solo, 11/27 vs. New England for top tackle outings...had int. vs. Buffalo 12/24. **1993:** One of seven Colts to start all 16 games...started first 11 games at FS before moving to SS for final five games...ranked 3rd on team with 127 tackles, 94 solo, four passes defended, three RF and one int. (14 yards)...had five double-digit tackle outings and posted seven or more tackles 12 times...had 13 tackles, 10 solo, 11/29 vs. San Diego and 13 tackles, seven solo, with one pass defended 12/19 vs. Philadelphia for top games...had int. 9/5 vs. Miami...had RF 10/3 at Denver, 11/21 at Buffalo and 1/2/94 vs. Buffalo...ranked T3rd on club with 12 special teams tackles, eight solo. **1992:** Earned starts 9/13 vs. Houston and 11/29 vs. Buffalo in multiple DB alignment...had 55 tackles, seven passes defended, three ints. (27 yards) and one RF...int. total was most by Colts rookie since 1984 (Eugene Daniel, 6)...had nine tackles, six solo, and one pass defended 11/1 vs. Miami for top game...had RF 9/20 at Buffalo...had int. 10/18 vs. San Diego (25 yards), 11/22 at Pittsburgh (-1 yard) and vs. Buffalo (seven yards)...ranked 2nd on club in special teams tackles with 15, seven solo.

HONORS: 1996: AFC Defensive Player-of-the-Week 12/5 vs. Philadelphia.

COLLEGE: Four-year letterman who started final three years at SS...became only second DB in school history to record 200 career tackles (214, 140 solo), along with 16 passes defended, 13 ints. (216 yards, one TD), five RF, four FF and three sacks (22 yards)...earned All-Big Eight honors as senior with 75 tackles, 52 solo, five ints. (72 yards), seven passes defended and three sacks...started at CB and SS as junior, totaling 66 tackles, 42 solo, nine passes defended, four

ints. (105 yards), three RF and two FF...was second-team All-Big Eight as **sophomore** with 62 tackles, 38 solo, four ints. (39 yards), one FF and one RF...was special teams standout who saw action in all backfield positions as **freshman**...had 11 tackles...communications major.

PERSONAL: Full name is Jason Daks Belser...born in Kansas City, Mo...attended Raytown South High School...played RB, CB, S, PK and P...father, Ceasar, played with Kansas City (1968-71) and San Francisco (1974) and was member of Super Bowl IV champion Chiefs...Jason and his mother, Evelyn, are spokespersons for Church Brothers Collision/Mothers Against Drunk Driving campaign...plays active role in Indianapolis Humane Society causes...helped promote the I.S.T.E.P. exam for the Indiana Department of Education...Belser and his wife, Sarita, reside in Indianapolis, Ind.

CAREER STATISTICS

| YEAR | ST/PL | SOLO | AST | TOT | SKS | PD | FF | FR | INTS | YDS | AVG | LG | TD |
|--------------|---------------|------------|------------|------------|------------|-----------|----------|----------|-----------|------------|-------------|------------|----------|
| 1992 | 2/16 | 41 | 14 | 55 | 0.0 | 7 | 0 | 0 | 3 | 27 | 9.0 | 21 | 0 |
| 1993 | 16/16 | 94 | 33 | 127 | 0.0 | 4 | 0 | 3 | 1 | 14 | 14.0 | 14 | 0 |
| 1994 | 12/13 | 47 | 59 | 106 | 0.0 | 7 | 0 | 0 | 1 | 31 | 31.0 | 31 | 0 |
| 1995 | 16/16 | 60 | 49 | 109 | 0.0 | 7 | 2 | 2 | 1 | 0 | 0.0 | 0 | 0 |
| 1996 | 16/16 | 69 | 60 | 129 | 1.0 | 5 | 2 | 0 | 4 | 81 | 20.3 | 44† | 2 |
| 1997 | 16/16 | 70 | 48 | 118 | 1.0 | 8 | 1 | 0 | 2 | 121 | 60.5 | 50† | 1 |
| 1998 | 16/16 | 98 | 31 | 129 | 1.0 | 5 | 2 | 1 | 1 | 19 | 19.0 | 19 | 0 |
| TOTAL | 94/109 | 479 | 294 | 773 | 3.0 | 43 | 7 | 6 | 13 | 293 | 22.5 | 50† | 3 |

CAREER BEST INTERCEPTIONS

Number: 2 vs. Philadelphia 12/ 5/96
Yards: 50 vs. Green Bay 11/16/97
Longest: 50† vs. Green Bay 11/16/97
TDs: 1 vs. Philadelphia 12/ 5/96
 at Cincinnati 12/22/96
 vs. Green Bay 11/16/97



CORNELIUS BENNETT

Linebacker 6-3 240

Alabama

1st Year With Colts, 13th in NFL

Free Agent - 1999

Born: August 25, 1965

97

GAMES STARTED/PLAYED: (1987, 7/8); (1988, 16/16); (1989, 12/12); (1990, 16/16); (1991, 16/16); (1992, 15/15); (1993, 16/16); (1994, 16/16); (1995, 14/14); (1996, 13/13); (1997, 16/16); (1998, 16/16) Total 173/174

PRO: Signed as FA on March 1, 1999...originally was D1-87 by Indianapolis, the second selection overall...rights traded by Colts to Buffalo on October 31, 1987, for Bills D1-88, D1-89, D2-89 and RB-Greg Bell, then sent with that package and Colts D1-88, D2-88, D2-89 and RB-Owen Gill to L.A. Rams (Rams got WR-Aaron Cox, LB-Fred Strickland and LB-Frank Stams with Colts picks and RB-Gaston Green, RB-Cleveland Gary and DB-Darryl Henley with Bills picks)...signed as UFA by Atlanta on March 4, 1996...contract terminated by Atlanta on February 18, 1999.

1998: Started 16 games at WLB in 4-3 scheme...helped Atlanta post franchise-best 14-2 regular season record, capture NFC Championship and earn berth in Super Bowl XXXIII vs. Denver...posted team-highs in total tackles (121) and solo tackles (82) along with 11 pressures, two RF and one sack...had season-high 12 tackles 9/13 vs. Philadelphia...had 11 tackles 10/11 at NY Giants and 10/25 vs. NY Jets...had nine tackles 12/13 at New Orleans...had eight tackles and one sack 12/20 vs. Miami...had RF 10/18 vs. New Orleans and 11/22 vs. Chicago...started all three playoff games and totaled 17 tackles, 15 solo, two passes defended and one FF...has participated in 20 career playoff games (9, wild card/divisional; 6, conference championship; 5, Super Bowl)...ranks T-4th in NFL history in fumble recoveries (29, Jim Marshall, Minnesota; 28, Rickey Jackson, New Orleans; 25, Dick Butkus, Chicago; 23, Bennett/Carl Eller, Minnesota/Reggie Williams, Cincinnati).

CAREER NOTES: 1997: Started every game and posted 115 tackles, 75 solo, 10 pressures, seven sacks (43 yards), six passes defended, three FF and one RF...had nine tackles, 1.5 sacks, one FF and two passes defended 9/21 at San Francisco for top game...sack total was most since 1991. 1996: Had 87 tackles, 58 solo, 17 pressures, eight passes defended, three sacks, two FF, two RF, and one int. (three yards) in first season with Atlanta...missed final three games with quadriceps injury...had season-high 12 tackles vs. Philadelphia 9/22. 1995: Posted 134 tackles, 91 solo, nine passes defended, two sacks (16 yards), two RF, and one int. (69 yards)...had career-high 19 tackles 12/31 at San Francisco...had 69t int. return 11/26 vs. New England. 1994: Posted 90 tackles, 63 solo, eight passes defended, five sacks (16 yards), three RF and one FF. 1993: Earned First Pro Bowl spot...helped Bills capture 4th consecutive AFC Championship and reach Super Bowl XXVIII vs. Dallas...had 102 tackles, 81 solo, six passes defended, five sacks (53 yards), one int. (five yards), one FF and one RF. 1992: Named to Pro Bowl...helped Bills capture 3rd consecutive AFC Championship and reach Super Bowl XXVII vs. Dallas...totaled 81 tackles, 61 solo, five passes defended, four sacks (39.5 yards), three RF and two FF...missed regular season finale 12/27 at Houston with hamstring injury. 1991: Named to Pro Bowl...helped Bills capture 2nd consecutive AFC Championship and reach Super Bowl XXVI vs. Washington...had 107 tackles, 84 solo, nine sacks (82 yards), six passes defended, four FF and two RF...had 6t return of FF after sack 11/18 at Miami. 1990: Named to Pro Bowl...helped Bills capture AFC Championship and reach Super Bowl XXV vs. N.Y. Giants...posted 96 tackles, 71 solo, seven passes defended, four sacks (47 yards), three FF and two RF...had season-high 15 tackles vs. New England 12/18...had 80t return of blocked FG vs. Denver 9/30. 1989: Had 54 tackles, 43 solo, 5.5 sacks (37.5 yards), three passes defended, two ints. (five yards), two RF and one FF. 1988: Earned first Pro Bowl award...totaled 103 tackles, 85 solo, 9.5 sacks (83 yards), five passes defended, three FF, three RF and two ints. (30 yards)...helped Bills reach AFC Championship Game. 1987: Posted 69 tackles, 54 solo, 8.5 sacks (59 yards) and five FF...had season-high 17 tackles, career-high four sacks and career-high three FF 12/27 vs. Philadelphia.

HONORS: 1987: UPI, Pro Football Weekly, NFL All-Rookie. 1988: Pro Bowl... Associated Press, PFWA, Sporting News, Football News, Pro Football Weekly NFL All-Pro 1st-team...AFC Defensive Player-of-the-Month (October)...AFC Defensive Player-of-the-Week 10/9 vs. Indianapolis and 10/30 vs. Green Bay. 1989: UPI All-AFC 2nd-team. 1990: Pro Bowl...UPI All-AFC 1st-team...AFC Defensive Player-of-the-Week 9/30 vs. Denver and 10/7 vs. L.A. Raiders. 1991: Pro Bowl...UPI AFC Defensive Player-of-the-Year...Sports Illustrated All-NFL 1st-team...UPI, Pro Football Weekly All-AFC 1st-team...NEA All-NFL 1st-team...All-Madden Team...AFC Defensive Player-of-the-Week 9/22 at Tampa Bay. 1992: Pro Bowl. 1993: Pro Bowl...Football News All-AFC 1st-team. 1994: UPI All-AFC 2nd-team...AFC Defensive Player-of-the-Week 9/26 vs. Denver.

COLLEGE: Four-year starter...named Alabama's Player-of-the-Decade for the 1980s... career totals included 287 tackles, 210 solo, 16 sacks, 15 passes defended, six FF, three RF and two ints...had 61 tackles, 45 solo, 10 sacks, six FF and two passes defended as **senior**...totaled 51 tackles, 42 solo, five passes defended, four sacks, and one RF as **junior**...posted 102 tackles, 74 solo, five passes defended, two ints., one RF and one sack as **sophomore**...had 73 tackles, 49 solo, three passes defended, one RF and one sack as **freshman**...majored in social work.

PERSONAL: Full name is Cornelius O'landa Bennett...born in Fairfield, Ala...had jersey number "32" retired at Ensley High School...given nickname "Biscuit" at an early age for way he would devour his mother's biscuits...resides with his wife, Kimberly, and daughter, Kimeko (1/23/98), in Atlanta, Georgia.

CAREER STATISTICS

| YEAR | ST/PL | SOLO | AST | TOT | SKS | PD | FF | FR | INTS | YDS | AVG | LG | TD |
|--------------|----------------|------------|------------|-------------|-------------|-----------|-----------|-----------|----------|------------|-------------|------------|----------|
| 1987 Buf. | 7/ 8 | 54 | 15 | 69 | 8.5 | 0 | 5 | 0 | 0 | 0 | 0.0 | 0 | 0 |
| 1988 Buf. | 16/16 | 85 | 18 | 103 | 9.5 | 5 | 3 | 3 | 2 | 30 | 15.0 | 30 | 0 |
| 1989 Buf. | 12/12 | 43 | 11 | 54 | 5.5 | 3 | 1 | 2 | 2 | 5 | 2.5 | 6 | 0 |
| 1990 Buf. | 16/16 | 71 | 25 | 96 | 4.0 | 7 | 3 | 2 | 0 | 0 | 0.0 | 0 | 0 |
| 1991 Buf. | 16/16 | 84 | 23 | 107 | 9.0 | 6 | 4 | 2 | 0 | 0 | 0.0 | 0 | 0 |
| 1992 Buf. | 15/15 | 61 | 20 | 81 | 4.0 | 5 | 2 | 3 | 0 | 0 | 0.0 | 0 | 0 |
| 1993 Buf. | 16/16 | 81 | 21 | 102 | 5.0 | 6 | 1 | 1 | 1 | 5 | 5.0 | 5 | 0 |
| 1994 Buf. | 16/16 | 63 | 27 | 90 | 5.0 | 8 | 1 | 3 | 0 | 0 | 0.0 | 0 | 0 |
| 1995 Buf. | 14/14 | 91 | 43 | 134 | 2.0 | 9 | 0 | 2 | 1 | 69 | 69.0 | 69t | 1 |
| 1996 Atl. | 13/13 | 58 | 29 | 87 | 3.0 | 8 | 2 | 2 | 1 | 3 | 3.0 | 3 | 0 |
| 1997 Atl. | 16/16 | 75 | 40 | 115 | 7.0 | 6 | 3 | 1 | 0 | 0 | 0.0 | 0 | 0 |
| 1998 Atl. | 16/16 | 45 | 35 | 80 | 1.0 | 8 | 0 | 2 | 0 | 0 | 0.0 | 0 | 0 |
| TOTAL | 173/174 | 811 | 307 | 1118 | 63.5 | 71 | 25 | 23 | 7 | 112 | 16.0 | 69t | 1 |

CAREER BEST INTERCEPTIONS

Number: 1 seven times
Yards: 69 vs. New England 11/26/95
Longest: 69t vs. New England 11/26/95
TDs: 1 vs. New England 11/26/95



BERTRAND BERRY

Linebacker 6-3 250

Notre Dame

3rd Year With Colts

Draft-3, 1997 (86th overall)

Born: August 15, 1975

57

GAMES STARTED/PLAYED: (1997, 1/10); (1998, 12/16) Total 13/26

1998: Started 12 of last 13 games (LDE, games 3-5; RDE, 7-8, 10-16)...posted 58 tackles, 41 solo, six hits, five pressures, four sacks (27 yards), two FF and two passes defended...had three solo special teams tackles...had six tackles, five solo, and one FF 12/27 vs. Carolina...had six tackles, three solo, one sack (six yards) and one FF 11/15 vs. NY Jets...had four tackles, three solo, and one sack (11 yards) 10/4 vs. San Diego...had four tackles, two solo, and one sack (seven yards) 12/20 vs. Seattle...had other sack (three yards) 10/18 at San Francisco.

CAREER NOTES: 1997: DNP in games 1-4, 10/20 vs. Buffalo and 10/26 at San Diego...had 12 tackles, five solo, one pressure and one pass defended...added three special teams tackles, one solo...earned start 11/2 vs. Tampa Bay in place of injured Quentin Coryatt and posted season-high five tackles, two solo...had three tackles, two solo, one pass defended and two assisted special teams tackles 12/14 vs. Miami...had three tackles, one solo, 11/30 at New England.

COLLEGE: Four-year letterman and three-year starter...career statistics included 44 games with 32 starts, 187 total tackles, 127 solo, 37 pressures, 16.5 sacks (142 yards), 11 tackles for losses, six FF and one FR...started 11 games at OLB as **senior** and posted 60 tackles, 34 solo, 13 pressures, 10 sacks (87 yards) and one FF...had season-high 14 tackles vs. Navy...had three sacks (18 yards) vs. Washington and two sacks (21 yards) vs. Vanderbilt...started 11 games at OLB as **junior** and ranked third on team with 76 tackles, 57 solo...added 19 pressures, two FF, one FR and 0.5 sacks (11 yards)...had 10 solo tackles vs. Washington...had four tackles, three solo, as starter vs. Florida State in Orange Bowl...saw action in 11 games with six starts at LOLB as **sophomore**...had 26 tackles, 17 solo, six sacks (44 yards) and three FF...had six tackles, two FF, and two sacks (13 yards) vs. Michigan State...had three sacks (24 yards) vs. Stanford...saw reserve action vs. Colorado in Fiesta Bowl...saw action in 11 games with four starts as **freshman**...named third-team freshman All-America by Football News after posting 25 tackles, 19 solo...saw reserve action vs. Texas A&M in Cotton Bowl...communication and theater major.

PERSONAL: Full name is Bertrand Demond Berry...born in Houston, Tex....three-year letterman in football, basketball and track at Humble (Tex.) High School...was two-time all-district selection in basketball...set school record in shuttle hurdle relay and also threw discus...instructor for Colts 101, a women's annual football clinic...Berry and his wife, Shellie, reside in Houston, Texas.

CAREER STATISTICS

| YEAR | ST/PL | SOLO | AST | TOT | SKS | PD | FF | FR | INTS | YDS | AVG | LG | TD |
|--------------|--------------|-----------|-----------|-----------|------------|----------|----------|----------|----------|----------|------------|----------|----------|
| 1997 | 1/10 | 5 | 7 | 12 | 0.0 | 1 | 0 | 0 | 0 | 0 | 0.0 | 0 | 0 |
| 1998 | 12/16 | 41 | 17 | 58 | 4.0 | 2 | 0 | 0 | 0 | 0 | 0.0 | 0 | 0 |
| TOTAL | 13/26 | 46 | 24 | 70 | 4.0 | 3 | 0 | 0 | 0 | 0 | 0.0 | 0 | 0 |



JON BLACKMAN

Offensive Lineman 6-6 290

Purdue

2nd Year With Colts, 1st in NFL

Free Agent - 1998

Born: October 8, 1975

71

GAMES STARTED/PLAYED: (1998, 0/0) Total 0/0

PRO: Signed to active roster from practice squad on December 1, 1998...originally signed as FA by Detroit on April 27, 1998...waived on August 4, 1998...signed by Colts to practice squad on September 7, 1998.

1998: DNP in final four games after being signed to active roster...spent weeks 2-12 on practice squad.

COLLEGE: Three-year letterman...career totals included 31-373 receiving...started 10 games at TE as **senior** and posted 11-168 receiving...was 3-109 vs. Wisconsin for career-best yardage outing...did not play football as **junior**...totaled 16-165 receiving as **sophomore**...named Purdue Player-of-the-Game vs. Northwestern by ABC-TV after posting 8-83 receiving for career-best receptions outing...was 4-40 as **freshman**...was redshirt in 1993...holds degree.

PERSONAL: Full name is Jonathan Arthur Blackman...born in Aurora, Ill...lettered in basketball and football at Yorkville (Ill.) High School...single...resides in Yorkville, Ill.



TONY BLEVINS

Defensive Back 6-0 165

Kansas

2nd Year With Colts

Waivers (San Francisco) - 1998

Born: January 29, 1975

26

GAMES STARTED/PLAYED: (1998, 0/3) Total 0/3

PRO: Claimed off waivers from San Francisco on October 30, 1998...originally signed as FA by San Francisco on April 24, 1998...waived on August 25, 1998...signed by San Francisco to practice squad on September 1, 1998...signed by San Francisco to active roster on September 26, 1998...waived on September 29, 1998...signed by San Francisco to practice squad on October 1, 1998...signed to active roster by San Francisco on October 7, 1998...waived on October 29, 1998.

1998: Saw special teams action with Indianapolis 11/29 at Baltimore, 12/6 at Atlanta and 12/20 at Seattle...was inactive for games 9-11, 14 and 16...had three solo special teams tackles at Seattle for Colts seasonal totals...saw action as reserve for San Francisco 9/27 vs. Atlanta and 10/11 at New Orleans...was inactive 10/18 vs. Indianapolis and 10/25 at St. Louis...had one solo tackle and two special teams tackles, one solo, at New Orleans for seasonal totals with 49ers.

COLLEGE: Four-year starter...career totals included 41 games with 40 starts, 283 tackles and five interceptions...posted team-high 97 tackles, 74 solo, as **senior**...had 56t punt return vs. Oklahoma.

PERSONAL: Full name is Tony Blevins...born in Rockford, Ill...attended Rockhurst High School (Kansas City, Mo.)...single...resides in Kansas City, Mo.



JEFF BRADY

Linebacker 6-1 243

Kentucky

1st Year With Colts, 9th in NFL

UFA (Carolina) - 1999

Born: November 9, 1968

51

GAMES STARTED/PLAYED: (1991, 0/16); (1992, 0/8); (1993, 0/9); (1994, 0/16); (1995, 7/16); (1996, 16/16); (1997, 14/15); (1998, 16/16) Total 53/112

PRO: Signed as UFA on June 15, 1999...originally was D12-91 of Pittsburgh, the 323rd selection overall...signed by Green Bay as FA on March 30, 1992...claimed off waivers by Los Angeles Rams on August 31, 1993...waived on October 20, 1993...signed by San Diego on October 25, 1993...signed by Tampa Bay as FA on May 4, 1994...signed by Minnesota as UFA on April 13, 1995...released on February 13, 1998...signed by Carolina as FA on March 31, 1998.

1998: Ranked second on team with 142 tackles, 95 solo...had four ints., four sacks, two FF and three passes defensed...established career high in ints. while falling four tackles shy of his personal-best 146 in 1996 with Minnesota...recorded at least 10 tackles in six games...accounted for career-high two sacks and had 11 tackles 9/6 vs. Atlanta...posted team-high 14 tackles, two ints. and one FF 9/27 vs. Green Bay...tied team record for most ints. in

a game shared by three other players...recorded 11 tackles and one FF 10/11 at Dallas...posted third sack of season 11/1 vs. New Orleans in addition to five tackles...had one int. 11/8 at San Francisco...led team with season-high 15 tackles 11/29 at NY Jets...notched 11 tackles and career-high fourth int. 12/6 vs. San Francisco...led team with 10 tackles along with one sack 12/27 at Indianapolis. **1997:** Started 14 of 15 games played for Minnesota...was inactive 12/14 vs. Detroit with hamstring injury...totaled 115 tackles, three FR and eight passes defended...registered five double-digit tackle outings...tied season-high with 12 tackles 9/7 at Chicago, 11/2 vs. New England and 11/23 at NY Jets...collected 10 tackles 9/31 at Buffalo 10/12 vs. Carolina...had 30-yard FR return against Bills for first career TD. **POSTSEASON:** Did not record tackle in limited action 12/27 at NY Giants in NFC Wild Card game...placed on injured reserve with hamstring injury on December 29. **1996:** Started all 16 games...led team with 146 tackles and finished second among NFL LBs with three ints...tied or led team in tackles in nine games, while recording double-digit tackle totals in seven games...recorded two ints., including one which he lateraled to teammate for TD 9/1 vs. Detroit...named NFC Defensive Player-of-the-Week for performance vs. Lions...had career-best 16 tackles 11/3 vs. Kansas City. **1995:** Started seven of 16 games...finished third on team in tackles with 71...posted three sacks and two FR...led team in tackles in five of seven starts...recorded first career start 11/5 vs. Green Bay and earned NFC Defensive Player-of-the-Week honors for performance...recorded six tackles, one sack, one FF and one int. vs. Packers...posted season-high 12 tackles 11/12 at Arizona...registered second int. of season 12/24 vs. Cincinnati. **1994:** Tied for third on team in special teams tackles with seven...recovered blocked punt 10/2 vs. Detroit. **1993:** Played in six games with Los Angeles Rams, posting four special teams tackles...played in three games with San Diego...had FR on KOR coverage 11/7 at Minnesota. **1992:** Finished fourth on team with nine special teams tackles in eight games...suffered knee injury 9/13 at Tampa Bay and was placed on IR...played in final six games. **1991:** Played in 16 games...registered 11 tackles and two special teams tackles.

COLLEGE: Three-year letterman and two-year starter...began career as walk-on before earning scholarship...started 11 games as senior...finished with 73 tackles, five sacks and one int...started eight games as junior...recorded 84 tackles, two sacks and three ints...holds degree in telecommunications.

PERSONAL: Full name is Jeffrey Thomas Brady...born in Cincinnati, Ohio...attended Central Catholic High School...lettered three times in football and twice in basketball and baseball...Brady and his wife, Sarah, have two sons, Austin (10/20/93), and Jaryd (2/27/97), and reside in Lexington, Ky.

CAREER STATISTICS

| YEAR | ST/PL | SOLO | AST | TOT | SKS | PD | FF | FR | INTS | YDS | AVG | LG | TD |
|--------------|---------------|------------|------------|------------|------------|-----------|----------|----------|----------|------------|-------------|-----------|----------|
| 1991 Pitt. | 0/16 | 9 | 2 | 11 | 0.0 | 0 | 0 | 0 | 0 | 0 | 0.0 | 0 | 0 |
| 1992 GB | 0/ 8 | 3 | 4 | 7 | 0.0 | 1 | 0 | 0 | 0 | 0 | 0.0 | 0 | 0 |
| 1993 LA/SD | 0/ 9 | 0 | 0 | 0 | 0.0 | 0 | 0 | 0 | 0 | 0 | 0.0 | 0 | 0 |
| 1994 TB | 0/16 | 13 | 3 | 16 | 0.0 | 2 | 0 | 0 | 0 | 0 | 0.0 | 0 | 0 |
| 1995 Minn. | 7/16 | 47 | 24 | 71 | 3.0 | 5 | 1 | 2 | 2 | 7 | 3.5 | 9 | 0 |
| 1996 Minn. | 16/16 | 89 | 57 | 146 | 1.5 | 9 | 1 | 3 | 3 | 20 | 6.7 | 8 | 0 |
| 1997 Minn. | 14/15 | 70 | 45 | 115 | 0.0 | 8 | 2 | 3 | 0 | 0 | 0.0 | 0 | 1 |
| 1998 Car. | 16/16 | 95 | 47 | 142 | 4.0 | 6 | 2 | 0 | 4 | 85 | 21.3 | 43 | 0 |
| TOTAL | 53/112 | 326 | 182 | 508 | 8.5 | 31 | 6 | 8 | 9 | 112 | 12.4 | 43 | 1 |

CAREER BEST

INTERCEPTIONS

- Number:** 2 vs. Detroit 9/1/96
vs. Green Bay 9/27/98
- Yards:** 43 vs. San Francisco 12/6/98
- Longest:** 43 vs. San Francisco 12/6/98



CHAD BRATZKE

Defensive End 6-5 275
 Eastern Kentucky
 1st Year With Colts, 6th in NFL
 UFA (N.Y. Giants) - 1999
 Born: September 15, 1971

92

GAMES STARTED/PLAYED: (1994, 0/2); (1995, 0/6); (1996, 16/16); (1997, 10/10); (1998, 16/16)
Total 42/50

PRO: Signed as UFA from NY Giants on March 1, 1999...originally was D5-94 by NY Giants, the 155th selection overall.

1998: Started 16 games at RDE for NY Giants...ranked 4th on team in tackles with 80, 57 solo, and 2nd on club with 11 sacks (72 yards)...added one RF and one FF...tackles and sacks were career seasonal-best...had season-high nine tackles, seven solo, with two sacks (21 yards) and one FF 9/13 at Oakland...had eight tackles, six solo, one sack (three yards) and one RF 10/4 at Tampa Bay...had seven tackles, five solo, and one sack (six yards) 10/18 vs. Arizona...had seven tackles, five solo, and one sack (three yards) 11/15 vs. Green Bay...posted six tackles, five solo, and two sacks (10 yards) 9/6 vs. Washington...had six tackles, three solo, and one sack (eight yards) 12/20 vs. Kansas City...had other sacks 11/22 vs. Philadelphia (six yards), 11/30 at San Francisco (six yards) and 12/13 vs. Denver (nine yards).

CAREER NOTES: 1997: Started first 10 games of season at RDE before suffering left knee and leg injury 11/9 at Tennessee...placed on injured reserve 11/12...had 35 tackles, 23 solo, 3.5 sacks (30 yards), two RF and one FF...had sack (13 yards) and RF 9/21 vs. St. Louis...had other sacks 8/31 vs. Philadelphia (10 yards) and 10/26 at Cincinnati (four yards) and 11/9 vs. Tennessee (0.5-3.0 yards)...had FF vs. Philadelphia and RF 10/12 at Arizona. **1996:** Started 16 games at RDE...posted 52 tackles, 43 solo, five sacks (39 yards) and two RF...had five solo tackles and one sack (nine yards) 12/21 vs. New England...had other sacks 9/1 vs. Buffalo (four yards), 10/13 vs. Philadelphia (six yards) and 11/3 vs. Arizona. **1995:** Saw reserve and special teams action in six games...had five tackles, two solo...added three special teams tackles. **1994:** Saw action 9/11 at Arizona and 11/13 vs. Arizona for only seasonal duty...did not have any tackles.

COLLEGE: Four-year letterman...career totals included 253 tackles, 150 solo, 27 sacks and six RF...named Ohio Valley Conference Defensive Player-of-the-Year after posting 87 tackles, 57 solo, 11 sacks and two RF as **senior**...earned OVC All-Defense honors as **junior** after totaling 71 tackles, 36 solo, nine sacks and one RF...had 80 tackles, 47 solo, six sacks and two RF as **sophomore**...totaled 15 tackles, 10 solo, one sack and one RF as **freshman**.

PERSONAL: Full name is Chad Bratzke...born in Waukegan, Ill....attended Bloomingdale (Valrico, Fla.) High School...has spent parts of his off-season learning about inner workings of the stock market on Wall Street...has decided to pursue career in the market following football career...also is student of martial arts and owns Doberman Pincher show dog named Zeus who has competed in dog shows throughout the country...single...resides in Brandon, Fla.

CAREER STATISTICS

| YEAR | ST/PL | SOLO | AST | TOT | SKS | PD | FF | FR | INTS | YDS | AVG | LG | TD |
|--------------|--------------|------------|-----------|------------|-------------|----------|----------|----------|----------|----------|------------|----------|----------|
| 1994 NYG | 0/ 2 | 0 | 0 | 0 | 0.0 | 0 | 0 | 0 | 0 | 0 | 0.0 | 0 | 0 |
| 1995 NYG | 0/ 6 | 2 | 3 | 5 | 0.0 | 0 | 0 | 0 | 0 | 0 | 0.0 | 0 | 0 |
| 1996 NYG | 16/16 | 43 | 9 | 52 | 5.0 | 2 | 0 | 2 | 0 | 0 | 0.0 | 0 | 0 |
| 1997 NYG | 10/10 | 23 | 12 | 35 | 3.5 | 0 | 1 | 2 | 0 | 0 | 0.0 | 0 | 0 |
| 1998 NYG | 16/16 | 57 | 23 | 80 | 11.0 | 0 | 1 | 1 | 0 | 0 | 0.0 | 0 | 0 |
| TOTAL | 42/50 | 125 | 47 | 172 | 19.5 | 2 | 2 | 5 | 0 | 0 | 0.0 | 0 | 0 |



JEFF BURRIS

Defensive Back 6-0 190

Notre Dame

2nd Year With Colts, 6th in NFL

UFA (Buffalo) - 1998

Born: June 7, 1972

20

GAMES STARTED/PLAYED: (1994, 0/16); (1995, 9/9); (1996, 15/15); (1997, 14/14); (1998, 14/14)
Total 52/68 Total with Colts 14/14

PRO: Signed as UFA from Buffalo on February 18, 1998...originally was D1-94 of Buffalo, the 27th selection overall.

1998: Started 14 games at LCB...inactive with knee injury 11/29 at Baltimore and 12/6 at Atlanta...had 67 tackles, 59 solo, 17 passes defended and one int...had season-high 14 tackles, 12 solo, 10/18 at San Francisco...had seven solo tackles 10/4 vs. San Diego...had six tackles, five solo, 12/20 at Seattle...had three passes defended 9/20 at NY Jets and 9/27 vs. New Orleans...had int. at NY Jets.

CAREER NOTES: 1997: Started 14 games at LCB for Buffalo...inactive with hamstring injury 9/21 vs. Indianapolis

and 10/12 at New England...posted 47 tackles, 36 solo, 10 passes defended and two ints. (19 yards)...ints. ranked T1st on team while passes defended placed T2nd...was 21-198, 9.4 PR avg....had seven solo tackles 12/20 at Green Bay for top tackle outing...had ints. 9/7 at Jets (nine yards) and 11/2 vs. Miami (10 yards)...was 6-49 PR 11/30 vs. Jets for top attempts and yardage outing...had season-long 32-yard PR 12/20 at Green Bay...holds Bills' career records for punt returns (100) and yardage (1,045).

1996: Started at LCB and posted 60 tackles, 44 solo, 16 passes defended, one int. (28 yards), one FF and one RF...tied teammate Kurt Schulz for team lead in passes defended...ranked 6th in AFC with 27-286, 10.6 PR avg....inactive 9/16 vs. Pittsburgh with quadriceps injury...had seven total tackles, three passes defended, one int. and one RF 10/20 at Jets for top game...had FF 10/27 at New England...had season-long 45-yard punt return 12/8 at Seattle...had 28-yard PR 11/3 vs. Washington. **POST-SEASON:** Had five solo tackles, one int. (38 yards), and one pass defended in wild card matchup 12/28 vs. Jacksonville...had 38t int. for first career score. **1995:** Started first nine games at LCB before injuring knee 11/5 at Indianapolis...placed on injured reserve 11/20 and missed rest of season...had 38 tackles, 27 solo, 11 passes defended and one int. (19 yards)...ranked 2nd in AFC with 20-229, 11.5 PR avg....had int. 10/15 vs. Seattle...had season-long 40-yard PR at Indianapolis...earned first career start 9/3 vs. Denver. **1994:** Named Football News All-Rookie and Pro Football Weekly/PFWA All-Rookie as punt return specialist...had 15 tackles, 12 solo, six passes defended and two ints. (24 yards)...was 32-332, 10.4 PR avg. to set Bills rookie record for punt return yardage...had career-long 57-yard PR 10/2 vs. Chicago...had ints. 10/30 vs. Kansas City and 12/4 at Miami (24 yards).

HONORS: **1994:** Football News All-Rookie...Pro Football Weekly/PFWA All-Rookie (punt return specialist).

COLLEGE: Four-year letterman...career statistics included 189 tackles, 135 solo, 15 passes defended, 10 ints. (67 yards) and two sacks (19 yards)...had 53 tackles, 36 solo, six passes defended, three ints. (61 yards) and two sacks (19 yards) as **senior**...had 73 tackles, 51 solo, five ints. (six yards) and four passes defended as **junior**...totaled 63 tackles, 48 solo, four passes defended and two ints. as **sophomore**...saw reserve action in 10 games as **freshman**...holds degree in management.

PERSONAL: Full name is Jeffrey Lamar Burris...born in Rock Hill, S.C....attended Northwestern High School...named first-team All-America by Parade Magazine as senior...named second-team All-America by USA Today...four-year letterman in football and baseball...president of senior class...Burris and his wife, Lisa, reside with their daughter, Sienna (10/12/97), in Zionsville, Ind.

CAREER STATISTICS

| YEAR | ST/PL | SOLO | AST | TOT | SKS | PD | FF | FR | INTS | YDS | AVG | LG | TD |
|--------------|--------------|------------|-----------|------------|----------|-----------|----------|----------|----------|-----------|-------------|-----------|----------|
| 1994 | Buf. 0/16 | 12 | 3 | 15 | 0 | 6 | 0 | 0 | 2 | 24 | 12.0 | 24 | 0 |
| 1995 | Buf. 9/ 9 | 27 | 11 | 38 | 0 | 11 | 0 | 0 | 1 | 19 | 19.0 | 19 | 0 |
| 1996 | Buf. 15/15 | 44 | 16 | 60 | 0 | 16 | 1 | 1 | 1 | 28 | 28.0 | 28 | 0 |
| 1997 | Buf. 14/14 | 36 | 11 | 47 | 0 | 10 | 0 | 0 | 2 | 19 | 9.5 | 10 | 0 |
| 1998 | 14/14 | 59 | 8 | 67 | 0 | 17 | 0 | 0 | 1 | 0 | 0.0 | 0 | 0 |
| TOTAL | 52/68 | 178 | 49 | 227 | 0 | 60 | 1 | 1 | 7 | 90 | 12.8 | 28 | 0 |

CAREER BEST INTERCEPTIONS

Number: 1 seven times
Yards: 28 at NY Jets 10/20/96
Longest: 28 at NY Jets 10/20/96



STONEY CASE

Quarterback 6-3 201

New Mexico

1st year With Colts, 5th in NFL

UFA (Arizona) - 1999

Born: July 7, 1972

15

GAMES STARTED/PLAYED: (1995, 0/2); (1996, 0/0); (1997, 1/2); (1998, 0/0) Total 1/4

PRO: Signed as UFA from Arizona on March 8, 1999...originally was D3-95 by Arizona, the 80th selection overall.

1998: Was inactive for all 16 regular season games and playoff encounters 1/2/99 at Dallas and 1/10/99 at Minnesota.

CAREER NOTES: **1997:** Earned only career start 10/19 at Philadelphia and was 11-22-94 passing and 5-8 rushing...saw reserve action 10/12 vs. NY Giants after injury to starting QB-Kent Graham and posted 18-33-222, two ints.

passing and 2-0 rushing with 1st rush in 4th quarter. **1996:** Did not see any game action...was inactive for first 13 games...active but DNP in final three games. **1995:** Saw reserve action 9/10 vs. Philadelphia and 11/30 vs. NY Giants...was 1-2-19 with int. vs. Giants for seasonal passing totals.

COLLEGE: Four-year starter...career totals included 42 games, 677-1237-9,460, 67 TDs/39 ints. passing and 1,191 rushing yards...only player in NCAA Division I-A history to post 8,000 career passing yards and 1,000 career rushing yards...was 233-409-3,117, 22 TDs/12 ints. passing as **senior**...had 532 rushing yards...posted 177-304-2490, 17 TDs/8 ints. passing and 329 rushing yards as **junior**...was 164-308-2,289, 18 TDs/13 ints. **sophomore** with 270 rushing yards...totaled 103-216-1,564, 10 TDs/6 ints. with 60 rushing yards as freshman...was pre-med student with double major in biology and communications...holds degree in biology.

PERSONAL: Full name is Stoney Case...born in Odessa, Tex....attended Permian High School...led team to 16-0 record and class 5-A title as senior...school was 1st in final ESPN national poll...helped team to 41-5 record over final three years...spent summer prior to senior year of college at New Mexico's medical school doing research for Reye's Syndrome...earned National Football Foundation Hall of Fame post-graduate scholarship after earning All-Academic honors with 3.3 grade point average...mother chose his first name after her favorite television actor of the 1960s, Stoney Burke...brother, Stormy, lettered at quarterback at Texas A&M from 1993-1995...single...resides in Phoenix, Ariz.

CAREER STATISTICS

| YEAR | ST/PL | PASSING | | | | | | RUSHING | | | | | |
|--------------|------------|--------------|------------|-------------|----------|----------|-----------|-------------|----------|-----------|------------|----------|----------|
| | | Aff-Comp. | Yds. | Pct. | TD | Int. | LG | Rat. | No. | Yds. | Avg. | LG | TD |
| 1995 Ariz. | 0/2 | 2-1 | 19 | 50.0 | 0 | 1 | 19 | 43.8 | 1 | 4 | 4.0 | 4 | 0 |
| 1996 Ariz. | 0/0 | 0-0 | 0 | 0.0 | 0 | 0 | 0 | 0.0 | 0 | 0 | 0.0 | 0 | 0 |
| 1997 Ariz. | 1/2 | 55-29 | 316 | 52.7 | 0 | 2 | 30 | 54.8 | 7 | 8 | 1.1 | 3 | 1 |
| 1998 Ariz. | 0/0 | 0-0 | 0 | 0.0 | 0 | 0 | 0 | 0.0 | 0 | 0 | 0.0 | 0 | 0 |
| TOTAL | 1/4 | 57-30 | 335 | 52.6 | 0 | 3 | 30 | 48.4 | 8 | 12 | 1.5 | 4 | 1 |

CAREER BEST

Attempts: 33 vs. NY Giants 10/12/97
Completions: 18 vs. NY Giants 10/12/97
Yards: 222 vs. NY Giants 10/12/97
Longest: 30 vs. NY Giants 10/12/97

Number: 5 at Philadelphia 10/19/97
Yards: 8 at Philadelphia 10/19/97
Longest: 4 vs. NY Giants 11/30/95



LARRY CHESTER

Defensive Tackle 6-2 305
 Temple
 2nd Year With Colts
 Free Agent - 1998
 Born: October 17, 1975

64

GAMES STARTED/PLAYED: (1998, 2/14) Total 2/14

PRO: Signed as FA on September 10, 1998...originally signed by Colts as FA on April 24, 1998...waived on August 31, 1998...signed by Colts to practice squad on September 2, 1998.

1998: Earned starts at RDT 11/8 at Miami and at LDT 11/29 at Baltimore...was inactive 10/18 at San Francisco...spent week one on practice squad...posted 31 tackles, 23 solo, three sacks (19 yards), two pressures, two hits and one pass defended...had season-high seven tackles, six solo, 9/20 at NY Jets...posted six tackles, five solo, one hit and one pressure at Baltimore...had sacks 9/27 vs. New Orleans (three yards), 10/11 vs. Buffalo (eight yards) and 12/13 vs. Cincinnati (eight yards).

HONORS: 1998: Pro Football Weekly NFL All-Rookie 1st-team.

COLLEGE: Two-year letterman...career totals included 22 games, 14 starts, 89 tackles, 53 solo...started 11 games as **senior** and posted 63 tackles, 33 solo, seven tackles for loss (18 yards), six hurries, five sacks (32 yards) and one RF...earned 2nd-team All-Big East honors...saw action in 11 games with three starts as **junior**...had 26 tackles, 20 solo...had six tackles, five solo, vs. Bowling Green...transferred from Southwest Mississippi Junior College where he played two seasons.

PERSONAL: Full name is Larry Chester...born in Hammond, La....attended Hammond High School...named All-District at offensive tackle and defensive tackle as junior and senior...single...resides in Hammond, La.

CAREER STATISTICS

| YEAR | ST/PL | SOLO | AST | TOT | SKS | PD | FF | FR | INTS | YDS | AVG | LG | TD |
|--------------|-------------|-----------|----------|-----------|----------|----------|----------|----------|----------|----------|------------|----------|----------|
| 1998 | 2/14 | 23 | 8 | 31 | 3 | 1 | 0 | 0 | 0 | 0 | 0.0 | 0 | 0 |
| TOTAL | 2/14 | 23 | 8 | 31 | 3 | 1 | 0 | 0 | 0 | 0 | 0.0 | 0 | 0 |



JASON CHORAK

Linebacker 6-3 253
 Washington
 2nd Year With Colts
 Free Agent - 1998
 Born: September 23, 1974

93

GAMES STARTED/PLAYED: (1998, 0/8) Total 0/8

PRO: Signed as FA on October 21, 1998 off St. Louis practice squad...originally was D7-98 by St. Louis, the 236th selection overall...waived by St. Louis on August 30, 1998...signed by St. Louis to practice squad on September 1, 1998.

1998: Saw reserve action in final eight games after being inactive 11/1 vs. New England...had five tackles, three solo, and one sack (seven yards)...added five special teams tackles, two solo...had three tackles, two solo, and one sack 11/22 at Buffalo...had two tackles, one solo, 12/6 at Atlanta...posted three special teams tackles, one solo, 12/20 at Seattle.

COLLEGE: Four-year letterman...career totals include 139 total tackles, school record 59.5 tackles for losses, 25.5 sacks, and four FF...started at OLB as **senior** and posted 40 tackles, 20 tackles for losses, seven sacks, and one FF to earn 2nd-team All-America honors by Football News...recorded 43 tackles, 22 tackles for losses, school record 14.5 sacks and two FF as **junior**...named 1st-team All-America by The Sporting News and Football News while also earning Pac-10 Defensive Player-of-the-Year honors...as sophomore posted 43 tackles, a team-high 13 stops for losses, 3.5 sacks, three passes defended and one FF...saw action in every game as **freshman** and totaled 13 tackles, 4.5 tackles for losses and 0.5 sacks...sociology major.

PERSONAL: Full name is Jason Chorak...born in Seattle, Wash....attended Vashon (Wash.) High School...father, Pete, and mother, Neja, are from Croatia...single...resides in Vashon Island, Wash.

CAREER STATISTICS

| YEAR | ST/PL | SOLO | AST | TOT | SKS | PD | FF | FR | INTS | YDS | AVG | LG | TD |
|--------------|------------|----------|----------|----------|------------|----------|----------|----------|----------|----------|------------|----------|----------|
| 1998 | 0/8 | 3 | 2 | 5 | 1.0 | 0 | 0 | 0 | 0 | 0 | 0.0 | 0 | 0 |
| TOTAL | 0/8 | 3 | 2 | 5 | 1.0 | 0 | 0 | 0 | 0 | 0 | 0.0 | 0 | 0 |



RICO CLARK

Defensive Back 5-10 181
 Louisville
 3rd Year With Colts, 2nd in NFL
 Free Agent - 1997
 Born: June 6, 1974

27

GAMES STARTED/PLAYED: (1997, 2/4); (1998, 0/16) Total 2/20

PRO: Signed to active roster from practice squad on November 25, 1997...originally signed by Colts as FA on April 27, 1997...waived on August 18, 1997...signed by Colts to practice squad on August 25, 1997...waived on October 8, 1997...signed by Colts to practice squad on November 4, 1997.

1998: Had seven tackles, six solo, three passes defended and one int. (30 yards)...had season-high four solo tackles and three solo special teams tackles 11/8 at Miami...had three tackles, two solo, two passes defended and one int. 12/6 at Atlanta...ranked 3rd on team in special teams tackles with 15, 10 solo.

CAREER NOTES: 1997: Saw action in final four games, starting last two at RCB...spent games 1-5 and 10-12 on practice squad...posted seven tackles, four solo, five passes defended and one interception (14 yards)...added two assisted special teams tackles...earned first career start 12/14 vs. Miami and posted four tackles, three solo, and two passes broken up...started 12/21 at Minnesota and totaled three tackles, one solo, and one pass broken up...had int. 12/7 at Jets.

COLLEGE: Three-year starter...career statistics included 259 total tackles, 22 passes defended, six ints., five FR and one FF...started 32 of final 33 games...saw action in 11 games with 10 starts as **senior**...started at three different positions in secondary and totaled 52 tackles, five passes defended, two FR and one int. and was team captain...was 11-227-20.6 KOR avg....was 30-228-7.6 PR avg....started every game at FS as **junior**...named second-team All-Conference USA after posting 84 total tackles, seven passes defended, four ints. and three FR...had 11 tackles twice and 10+ tackles four times...started every game at FS as **sophomore**...had 122 total tackles, 10 passes defended and one int...saw limited reserve action as **freshman**...had seasonal totals of one solo tackle vs. Memphis...was red-shirt in 1992...finance major.

PERSONAL: Full name is Ricous Cornell Clark...born in Atlanta, Ga....attended Lakeside High School...helped team to undefeated season and state title as senior...began singing at age five and sang national anthem at Colts-Buffalo game (10/11/98)...single...resides in Atlanta, Ga.

CAREER STATISTICS

| YEAR | ST/PL | SOLO | AST | TOT | SKS | PD | FF | FR | INTS | YDS | AVG | LG | TD |
|--------------|-------------|-----------|----------|-----------|------------|----------|----------|----------|----------|-----------|-------------|-----------|----------|
| 1997 | 2/ 4 | 4 | 3 | 7 | 0.0 | 5 | 0 | 0 | 1 | 14 | 14.0 | 14 | 0 |
| 1998 | 0/16 | 6 | 1 | 7 | 0.0 | 3 | 0 | 0 | 1 | 30 | 30.0 | 30 | 0 |
| TOTAL | 2/20 | 10 | 4 | 14 | 0.0 | 8 | 0 | 0 | 2 | 44 | 22.0 | 30 | 0 |



CHAD COTA

Defensive Back 6-1 198

Oregon

1st Year With Colts, 5th in NFL

UFA (New Orleans) - 1999

Born: August 8, 1971

37

GAMES STARTED/PLAYED: (1995, 0/16); (1996, 2/16); (1997, 16/16); (1998, 16/16) Total 34/64

PRO: Signed as UFA from New Orleans on February 23, 1999...originally was D7-95 by Carolina, the 209th selection overall...signed as RFA from Carolina by New Orleans on March 11, 1998.

1998: Started 16 games at SS for New Orleans...ranked 2nd on team in tackles with 96, 71 solo...added five passes defended, four ints. (16 yards), two sacks (nine yards), one FF and one RF...had season-high 14 tackles, 11 solo, vs. New England 10/4...had nine tackles, eight solo, and one RF 12/20 at Arizona...had five solo tackles, one sack (0 yards), one int. (nine yards) and one FF 11/22 at San Francisco...had other ints. 9/13 vs. Carolina, 9/27 at Indianapolis (four yards) and 10/25 vs. Tampa Bay (three yards)...had other sack 9/6 at St. Louis (nine yards).

CAREER NOTES: 1997: Started 16 games at SS...posted team-high 153 tackles, 107 solo, two ints. (28 yards), one sack (25 yards) and one RF...had eight double-digit tackle outings including 14 vs. Washington 8/31, 13 at San Diego 9/14, at Denver 11/9, vs. Green Bay 12/14 and vs. St. Louis 12/20 and 11 vs. San Francisco 9/29 and at San Francisco 11/16...had ints. 10/26 vs. Atlanta (13 yards) and vs. Green Bay (15 yards). **1996:** Posted 63 tackles, 52 solo, five ints. (63 yards), one sack (seven yards) and one RF...had team-high nine tackles 12/1 vs. Tampa Bay...had eight tackles and one int. (20 yards) vs. Baltimore 12/15...had eight tackles in first career start 10/13 vs. St. Louis...had int. and first career sack 12/22 vs. Pittsburgh...had other ints. 10/6 at Minnesota (eight yards), 11/24 at Houston and 12/8 at San Francisco (35 yards)...had RF 10/20 vs. New Orleans. **1995:** Saw action in all 16 games, primarily on special teams...tied for team lead with 20 special teams tackles...had four solo tackles on base defense...had three tackles, two passes defended and three special teams tackles 9/10 at Buffalo...had RF 11/12 at St. Louis.

COLLEGE: Four-year letterman and three-year starter...career totals include 253 total tackles, five ints. and two

sacks...earned first-team All-Pac 10 honors after posting 98 tackles, seven passes defensed and two ints. while helping lead team to Pac 10 title as **senior**...named second-team All-Pac 10 as junior after posting 86 tackles, four ints., four passes defensed, two FF and one sack...had 69 tackles, two sacks and one int. as **sophomore**...started six games at SS and one at FS as **freshman**...was redshirt in 1990...holds degree in sociology.

PERSONAL: Full name is Chad Garrett Cota...born in Ashland, Oregon...attended Ashland (Ore.) High School...Cota and his wife, Christina, reside in Indianapolis, Ind.

CAREER STATISTICS

| YEAR | ST/PL | SOLO | AST | TOT | SKS | PD | FF | FR | INTS | YDS | AVG | LG | TD |
|--------------|--------------|------------|-----------|------------|------------|-----------|----------|----------|-----------|------------|------------|-----------|----------|
| 1995 Car. | 0/16 | 4 | 0 | 4 | 0.0 | 2 | 0 | 1 | 0 | 0 | 0.0 | 0 | 0 |
| 1996 Car. | 2/16 | 52 | 11 | 63 | 1.0 | 5 | 0 | 1 | 5 | 63 | 12.6 | 35 | 0 |
| 1997 Car. | 16/16 | 107 | 46 | 153 | 1.0 | 8 | 0 | 1 | 2 | 28 | 14.0 | 15 | 0 |
| 1998 NO | 16/16 | 71 | 25 | 96 | 2.0 | 5 | 1 | 1 | 4 | 16 | 4.0 | 9 | 0 |
| TOTAL | 34/64 | 234 | 82 | 316 | 4.0 | 20 | 1 | 4 | 11 | 107 | 9.7 | 35 | 0 |

CAREER BEST INTERCEPTIONS

Number: 1 11 times
Yards: 35 at San Francisco 12/8/96
Longest: 35 at San Francisco 12/8/96



LAKE DAWSON

Wide Receiver 6-2 207

Notre Dame

1st Year With Colts, 5th in NFL

Free Agent - 1999

Born: January 2, 1972

87

GAMES STARTED/PLAYED: (1994, 6/12); (1995, 9/16); (1996, 0/4); (1997, 11/12); (1998, 0/0)
Total 26/44

PRO: Signed as FA on February 11, 1999...originally was D3a-94 by Kansas City, the 92nd selection overall...not invited to re-sign by Kansas City on June 2, 1998.

1998: Did not play.

CAREER NOTES: **1997:** Started games 1-2, 7-10 and 12-16...saw reserve action 9/14 vs. Buffalo...inactive with knee injury for games 4-6 and 11/16 vs. Denver...was 6-49 at Jacksonville 11/9 for top receptions and yardage game...was 2-48 with 21t at San Diego 12/14...also had 27-yard grab...was 2-33 with 21t at St. Louis 10/26...was 2-38 with 27-yard grab 11/30 vs. San Francisco. **1996:** Saw reserve action in first four games before spending remainder of season on injured reserve with torn patella tendon...was 3-54 with 23t at Houston 9/1...was 1-17 vs. Denver 9/22 and 1-12 at Seattle 9/15 for other receptions. **1995:** Receptions and yardage ranked 3rd on team while receiving TDs ranked 1st...was 5-58 vs. Denver 12/17 for season-best receptions outing...was 4-86 vs. San Diego 10/9 for top yardage game...posted 3-61 with 45t at Dallas 11/23...had 16t at Seattle 9/3, 4t vs. Oakland 9/17, 14t at Arizona 10/1 and 14t at Denver 10/22 for other receiving scores...was 4-70 with 20t reception in divisional playoff vs. Indianapolis 1/7/96. **1994:** Inactive games 4-6 with shoulder injury and 12/14 vs. Denver with knee injury...was 5-101 with 25t vs. Houston 12/18 for career-best yardage outing...also had career-long 50-yard grab from QB-Joe Montana...was 8-66 at Seattle 11/27 for career-best receptions outing...posted 5-93 with 21t vs. Seattle 10/23...added 6-74 at Buffalo 10/30 and 3-70 at New Orleans 9/4 for other top outings.

COLLEGE: Three-year starter...career totals included 80-1397, 4 TDs receiving...led team in receptions as junior and senior...was 25-395, 2 TDs as **senior**...posted 25-462, 1 TD as **junior**...was 24-433, 1 TD as **sophomore**...also won Midwestern Collegiate Conference 55-meter high hurdles with 7.52 clocking...posted 14.77 in 110-meter high hurdles...totaled 6-107 as **freshman** reserve...holds degree in telecommunications.

PERSONAL: Full name is Lake Dawson...born in Boston, Mass...lettered in basketball, football and track at Federal Way (Wash.) High School...sponsored the "Five Loaves and Two Fish Charitable Foundation" in Kansas City which assisted homeless children who attended Kansas City district school...Dawson and his wife, Lori, reside in Dallas, Texas.

**CAREER STATISTICS
RECEIVING**

| Year | ST/PL | No. | Yds. | Avg. | LG | TD |
|--------------|--------------|------------|-------------|-------------|-----------|-----------|
| 1994 KC | 6/12 | 37 | 537 | 14.5 | 50 | 2 |
| 1995 KC | 9/16 | 40 | 513 | 12.8 | 45 | 5 |
| 1996 KC | 0/ 4 | 5 | 83 | 16.6 | 25 | 1 |
| 1997 KC | 11/12 | 21 | 273 | 13.0 | 27 | 2 |
| TOTAL | 26/44 | 103 | 1406 | 13.7 | 50 | 10 |

**CAREER BEST
RECEIVING**

| | |
|-----------------|--------------------------|
| Number: | 8 vs. Seattle 11/27/94 |
| Yards: | 101 vs. Houston 12/18/94 |
| Longest: | 50 vs. Houston 12/18/94 |
| TDs: | 1 10 times |



KEN DILGER

Tight End 6-5 259
Illinois
5th Year With Colts
Draft-2, 1995 (48th overall)
Born: February 2, 1971

85

GAMES STARTED/PLAYED: (1995, 13/16); (1996, 16/16); (1997, 14/14); (1998, 16/16) **Total 59/62**

1998: One of seven Colts to start 16 games...was 31-303, 1 TD receiving...ranks 4th in Colts history among TEs in receptions, yards, and TDs (John Mackey, 320-5,127-38; Jim Mutscheller, 220-3,684-40; Raymond Chester, 148-2,122-11; Tom Mitchell, 133-1,786-19)...ranks with Mackey (8), Mutscheller (6), Chester (4) and Lydell Mitchell (2) as only Colts TEs with multiple career 100+ outings...was 5-45 at Atlanta 12/6 for top receptions game...was 4-61 at Seattle 12/20 for top yardage game...also had season-long 27-yard grab...was 4-38 at New England 9/13...was 4-22 vs. NY Jets 11/15...had 9t at Miami 11/8 for lone score of season...ran in 2-point conversion 10/4 vs. San Diego...also recovered inside kick and returned it 14 yards to San Diego 25 with 1:45 remaining to set up FG in 17-12 win.

CAREER NOTES: 1997: Was 27-380, three TDs receiving...inactive 10/5 vs. NY Jets and 10/12 at Pittsburgh with hamstring injury suffered 9/21 at Buffalo...Jets game ended streak of 33 consecutive starts, the 2nd-longest streak on club at time (Jason Belser)...named AFC Offensive Player-of-the-Week after posting 5-100, 3 TDs receiving 12/14 vs. Miami...was first AFC tight end to receive honor since week 15 of 1993 (Shannon Sharpe, Denver)...posted three receiving scores for only 9th time in club history and only 2nd time by TE (Jim Mutscheller vs. Green Bay at Milwaukee 10/13/57)...joined RB-Eric Dickerson (10/31/88 vs. Denver) and RB-Lenny Moore (10/4/58 vs. Chicago) as only Colts with 3 TDs in one quarter...had 7t, 8t, and 31t receptions from QB-Jim Harbaugh, all in 2nd qtr...also had season-long 43-yard catch...was 6-96 vs. Green Bay 11/16...had 27- and 28-yard receptions on game-winning 4th-qr. FG drive...had three receptions 9/7 vs. New England (15 yards), 11/2 vs. Tampa Bay (37 yards) and 11/9 vs. Cincinnati (44 yards)...had one solo special teams tackle 12/21 at Minnesota. **1996:** One of four Colts to start 16 games...ranked 2nd on team in receiving TDs (4), 3rd in yardage (503) and 4th in receptions (42)...joined Mackey (4) and Cash (2) as only TEs with consecutive 40+ reception seasons...was 7-156, 1 TD receiving 9/8 at NY Jets, the most reception yards by Colts' TE in club history (John Mackey, 5-144 vs. Minnesota, 12/8/63)...had 22t and season-long 51-yard reception...also had 28- and 29-yard grabs...was 6-43, with 1t receiving at Cincinnati 12/22...had 40-yard reception at Washington 10/27...had 8t reception 9/15 at Dallas and 1t vs. Miami 9/23 for other scores.

POST-SEASON: Was 1-4 receiving at Pittsburgh 12/29. **1995:** Started final 13 games and was 42-635, 4 TDs receiving to eclipse receiving totals of three Colts tight ends in 1994 (18-203, 1 TD)...became 4th TE in club history (Cash, 1992-93; Mackey, 1965-68; Tom Mitchell, 1972) to post 40+ receptions in season...had reception in every game except 12/3 at Carolina...outperformed three TEs chosen ahead of him in 1995 draft (Kyle Brady, 9th overall by Jets, 26-252-2 TDs; Mark Bruener, 27th overall by Pittsburgh, 26-238-3 TDs; Christian Fauria, 39th overall by Seattle, 17-181-1 TD)...was 7-125, 1 TD vs. San Francisco 10/15 for top receptions and yardage game, with 15t...also had season-long 42-yarder...was 5-74 with long of 36 in playoff-clinching win vs. New England 12/23...was 4-92 at Miami 10/8 with grabs of 38 and 25 yards...had 39-yard receptions 11/5 vs. Buffalo and 11/26 vs. Miami...had 16t 12/10 at Jacksonville, 3t at New England 11/19 and 13t from Harbaugh 12/17 vs. San Diego for other scores...recovered inside kick at Jacksonville which led to Colts final TD. **POST-SEASON:** Started all three games...was 3-39, 1 TD receiving...had 2t at San Diego 12/31.

HONORS: 1995: College and Pro Football Newsweekly, Football News and Pro Football Weekly/PFWA NFL All-Rookie. **1997:** AFC Offensive Player-of-the-Week 12/14 vs. Miami.

COLLEGE: Four-year letterman and three-year starter...career totals included 39 games with 33 starts, 81-1,008, 8 TDs receiving...was 41-547, 5 TDs while starting 11 games as senior...climaxed career with 7-60 and 17t performance

in 30-0 Liberty Bowl victory over East Carolina...started 11 games as **junior** totaling 17-212, 2 TDs receiving...saw reserve action in six games in injury-plagued **sophomore** season and posted 6-42 receiving...named team's Most Improved Player as **freshman**...started 11 games and totaled 17-207, 1 TD receiving...set school freshman seasonal receiving yardage record...was 1-5 vs. UCLA in John Hancock Sun Bowl...redshirted in 1990...worked as QB and LB on scout team before moving to TE...sat out 1989 to work, enrolling in school in time for 1990 spring practice...holds degree in marketing.

PERSONAL: Full name is Kenneth Ray Dilger...born in Mariah Hill, Ind...was team captain as QB at Heritage Hills High School...passed for school career record 3,750 yards...set school seasonal marks with 2,005 yards and 23 TDs/5 ints. as senior...also earned all-conference honors in basketball and baseball...hosted Ken Dilger golf tournament to benefit Dilger Foundation for Children...recipient of the Indianapolis Colts 1998 Unsung Hero Award...participates in Colts Gridiron Geography program...helped promote the I.S.T.E.P. exam for the Indiana Department of Education...instructor for Colts 101, an annual women's football clinic...Dilger and his wife, Heidi, reside in Carmel, Ind.

CAREER STATISTICS

RECEIVING

| Year | ST/PL | No. | Yds. | Avg. | LG | TD |
|--------------|--------------|------------|-------------|-------------|-----------|-----------|
| 1995 | 13/16 | 42 | 635 | 15.1 | 42 | 4 |
| 1996 | 16/16 | 42 | 503 | 12.0 | 51 | 4 |
| 1997 | 14/14 | 27 | 380 | 14.1 | 43 | 3 |
| 1998 | 16/16 | 31 | 303 | 9.8 | 27 | 1 |
| TOTAL | 59/62 | 142 | 1821 | 12.8 | 51 | 12 |

CAREER BEST

RECEIVING

| | |
|-----------------|---|
| Number: | 7 vs. San Francisco 10/15/95 at NY Jets 9/8/96 |
| Yards: | 156 at NY Jets 9/8/96 |
| Longest: | 51 at NY Jets 9/8/96 |
| TDs: | 3 vs. Miami 12/14/97 |



KEITH ELIAS

Running Back 5-9 203

Princeton

2nd Year With Colts, 5th in NFL

Free Agent - 1998

Born: February 3, 1972

23

GAMES STARTED/PLAYED: (1994, 0/2); (1995, 0/15); (1996, 0/9); (1997, 0/0); (1998, 0/13) **Total 0/39 Total with Colts 0/13**

PRO: Signed as FA on January 12, 1998...originally signed as FA by NY Giants on May 2, 1994.

1998: DNP 9/6 vs. Miami, 11/8 at Miami with injured ribs and 12/20 at Seattle with ankle injury...was 3-9 rushing 9/13 at New England for season-high yardage outing...was 3-3 rushing and 1-11 receiving 9/20 at NY Jets for seasonal receiving totals...was 1-6 rushing and 4-92 KOR with long of 29 vs. New Orleans...was 1-6 rushing 11/29 at Baltimore for other rushing totals...was 4-91 KOR with long of 27 vs. New England 11/1...had 10 special teams tackles, eight solo...had three special teams tackles, one solo, 12/13 vs. Cincinnati.

CAREER NOTES: **1997:** Was not tendered offer by Giants...did not play football. **1996:** Saw reserve action in first six games and games 9-11 for NY Giants...was 9-24 rushing and 8-51 receiving...rushed 3-8 vs. Minnesota 9/29 for season-high attempts and yardage outing...was 3-12 receiving 9/8 at Dallas for top receptions and receiving yardage outing...placed on injured reserve 12/19 with torn posterior cruciate ligament in right knee. **1995:** Inactive 9/24 vs. New Orleans...totaled 10-44 rushing and 9-69 receiving...was 2-11 rushing 11/26 vs. Chicago for top yardage game...rushed 2-9 vs. Dallas 9/4 and 2-1 at Kansas City 9/10...was 4-46 receiving 12/23 vs. San Diego for top receptions and receiving outing. **1994:** Saw action 9/4 vs. Philadelphia and 9/11 at Arizona...inactive for final 14 contests...was 2-4 rushing with long of 5 at Arizona for seasonal totals.

COLLEGE: Four-year letterman...unanimous All-America and first-team All-Ivy League selection as senior...received 1993 Bushnell Cup, awarded to the Ivy League MVP...finished 2nd in nation with 173.1 rushing ypg. and 193.9 all-purpose yards per game...holds degree in History.

PERSONAL: Full name is Keith Hector Elias...born in Virginia Beach, Va...attended Lacey Township High School in Lanoka Harbor, N.J...earned four letters in track and field, three in football and two in wrestling...led football team to consecutive Group III state championships...enjoys heavy metal music, reading, writing and playing with his boxer, Sampson...wrote 100-page senior thesis on "Turn of the Century American Culture and how it affected Football"...has written several movie scripts and is working on a science fiction novel...Elias and his wife, Barbi, reside in Lanola Harbor, N.J.

CAREER STATISTICS

| YEAR | RUSHING | | | | KICKOFF RETURNS | | | | | | |
|--------------|-------------|-----------|-----------|------------|-----------------|----------|-----------|------------|-------------|-----------|----------|
| | ST/PL | No. | Yds. | Avg. | LG | TD | No. | Yds. | Avg. | LG | TD |
| 1994 NYG | 0/ 2 | 2 | 4 | 2.0 | 5 | 0 | 0 | 0 | 0.0 | 0 | 0 |
| 1995 NYG | 0/15 | 10 | 44 | 4.4 | 8 | 0 | 0 | 0 | 0.0 | 0 | 0 |
| 1996 NYG | 0/ 9 | 9 | 24 | 2.7 | 8 | 0 | 0 | 0 | 0.0 | 0 | 0 |
| 1998 | 0/13 | 8 | 24 | 3.0 | 8 | 0 | 14 | 317 | 22.6 | 29 | 0 |
| TOTAL | 0/39 | 29 | 96 | 3.3 | 8 | 0 | 14 | 317 | 22.6 | 29 | 0 |

CAREER BEST

Number: 3 vs. Minnesota 9/29/96
at New England 9/13/98
at N.Y. Jets 9/20/98

Yards: 11 vs. Chicago 11/26/95

Longest: 8 three times

Number: 4 vs. New Orleans 9/27/98
vs. New England 11/ 1/98

Yards: 92 vs. New Orleans 9/27/98

Longest: 29 vs. New Orleans 9/27/98



TARIK GLENN

Offensive Tackle 6-5 335

California

3rd Year With Colts

Draft-1, 1997 (19th overall)

Born: May 25, 1976

78

GAMES STARTED/PLAYED: (1997, 16/16); (1998, 16/16) Total 32/32

1998: One of seven Colts to start each game...started 16 games at LT after starting 16 games at RG as rookie in 1997...played each snap and was member of line that allowed only 22 sacks, the 2nd-lowest total in NFL (19, Dallas), the 2nd-lowest total in a non-strike season in club history (19, 1969) and down from a franchise-high of 62 in 1997...Colts set club record with NFL-best ratio of one sack allowed per 27.2 pass attempts...Colts allowed one sack per every 9.4 attempts in 1997...helped RB-Marshall Faulk post 324-1,319 rushing and 86-908 receiving for an NFL-high 2,227 total yards from scrimmage...helped Colts post seven 100+ rushing outings.

CAREER NOTES: 1997: Started all 16 games at RG...along with LT-Adam Meadows became club's first opening day rookie starters on offensive line since 1984 (RG-Ron Solt)...Glenn and Meadows joined Solt, ROLB-Duane Bickett (1985) and RB-Marshall Faulk (1994) as only rookies with 16 starts since club's 1984 move to Indianapolis (OG-Steve McKinney did it in 1998)...Glenn teamed with Meadows, C-Jay Leeuwenburg, RT-Tony Mandarich and LG-Doug Widell to start each game and join Tennessee Oilers as only NFL teams to start all five offensive linemen intact throughout 1997 season...since 1963, the only times the Colts have started the offensive line intact at the same positions throughout an entire non-strike season was 1963, 1964 and 1968...helped Faulk rush 264-1,054, 7 TDs as club posted 100+ rushing yards nine times including seven of last eight outings...helped club post 145+ rushing yards in three consecutive games (34-147, 2 TDs vs. Tampa Bay 11/2; 30-150 vs. Cincinnati 11/9; 34-147, 1 TD in 41-38 win over Green Bay 11/16) for first time since games 7-9 of 1987.

HONORS: 1997: Pro Football Weekly NFL All-Rookie...College and Pro Football Weekly NFL All-Rookie.

COLLEGE: Four-year letterman and two-year starter...began career as DT before switching to offense and starting at LT as junior and senior...named first-team All-Pac Ten while starting at LT as senior...posted 67 knockdown blocks as offense averaged 457.6 ypg...helped team to Aloha Bowl victory over Navy...participated in East-West Shrine and Senior Bowl all-star games following season...started every game at LT as junior and saw action on every play in 10 contests...earned second-team All-Pac Ten honors...saw reserve action in 11 games at defensive tackle as sophomore...had seven solo tackles...saw reserve action in eight games at DT as freshman...had three tackles, one solo...helped team to Alamo Bowl victory over Iowa...holds degree in social welfare.

PERSONAL: Full name is Tarik Glenn...born in Cleveland, Ohio...performed as two-way lineman at Bishop O'Dowd (Oakland, Calif.) High School...has recorded 430-pound bench press and 600-pound squat...nickname is "T-Bone"...headed up special offensive lineman Christmas project that adopted 10 Indianapolis families through United Christmas Service and personally delivered presents...returned to school the past two years and completed his degree in social welfare in the spring...single...resides in Hayward, Calif.



E.G. GREEN

Wide Receiver 5-11 190

Florida State

2nd Year With Colts

Draft-3, 1998 (71st overall)

Born: June 28, 1975

84

GAMES STARTED/PLAYED: (1998, 0/11) Total 0/11

1998: Saw action in 11 of final 13 games...DNP in games 1-3 due to elbow injury sustained during training camp...DNP 10/18 at San Francisco and 11/1 vs. New England...was 15-177, 1 TD receiving...was 4-49, 1 TD vs. Cincinnati 12/13...had 11t reception for lone score of season...was 3-52 at Seattle 12/20 for top yardage game...also had season-long 25-yard grab...was 3-19 vs. Carolina 12/27...had 20-yard reception at Baltimore 11/29 and 17-yard grab for first career reception 9/27 vs. New Orleans.

COLLEGE: Four-year letterman and three-year starter...career totals included 44 games with 33 starts, 166-2,920, 29 TDs receiving...ranked 1st in school history in TDs, 2nd in yardage and 3rd in receptions...held school record for consecutive games with receptions (38) at end of career...started 11 games as **senior** and posted 54-1059, 11 TDs receiving...earned 2nd-team All-America honors by Associated Press and Football News...became only 2nd player in school history to post two 1000+ receiving yardage campaigns...was 6-166 with 66t reception vs. Georgia Tech...was 5-151 with 74t vs. Virginia and 8-143, 3 TDs vs. N.C. State...was 7-176 with 27t in Sugar Bowl victory over Ohio State...started 11 games as **junior** and posted 34-662, 7 TDs receiving...was 5-156, 2 TDs vs. Clemson...was 3-86 with 29t in Sugar Bowl vs. Florida...started 11 games as **sophomore** and posted 60-1,007, 10 TDs receiving...was 5-99, 1 TD in Orange Bowl win over Notre Dame...saw reserve action in 11 games as **freshman**...was 18-192, 1 TD receiving...was 4-74 in Sugar Bowl victory over Florida...education major.

PERSONAL: Full name is Ernest Green III...born in Ft. Walton Beach, Fla....attended Ft. Walton Beach High School...Green and his wife, Tishia, reside in Ft. Walton Beach, Fla.

CAREER STATISTICS

RECEIVING

| Year | ST/PL | No. | Yds. | Avg. | LG | TD |
|--------------|-------------|-----------|------------|-------------|-----------|----------|
| 1998 | 0/11 | 15 | 177 | 11.8 | 25 | 1 |
| TOTAL | 0/11 | 15 | 177 | 11.8 | 25 | 1 |

CAREER BEST

RECEIVING

| | |
|--------------------|-------------------------|
| Number: 4 | vs. Cincinnati 12/13/98 |
| Yards: 52 | at Seattle 12/20/98 |
| Longest: 25 | at Seattle 12/20/98 |
| TDs: 1 | vs. Cincinnati 12/13/98 |



SCOTT GREENE

Running Back 5-10 240

Michigan State

2nd Year With Colts, 4th in NFL

Free Agent - 1998

Born: June 1, 1972

43

GAMES STARTED/PLAYED: (1996, 0/8); (1997, 14/16); (1998, 0/5) Total 14/29 Total with Colts 0/5

PRO: Signed as FA on October 20, 1998...originally was D6-1996 of Carolina, the 111th selection overall...waived on August 20, 1996...signed by Carolina to practice squad on August 27, 1996...signed to active roster on October 29, 1996...waived on August 25, 1998.

1998: Saw action in five games...was 1-12 receiving at Miami 11/8 in first game as Colt...posted two solo special teams tackles at Atlanta 12/6...had two special teams tackles vs. Cincinnati 12/13 and vs. Carolina 12/27.

1997: Started 14 games, missing starts at Atlanta 9/7 and at San Francisco 11/16, when team opened in two-tight end formation...was 45-157, 1 TD rushing...ranked third on team in receiving with 40-277...posted 3-10 rushing and 3-22 receiving in first NFL start vs. Washington 8/31...totaled 5-17 rushing and 3-18 receiving at San Diego 9/14...registered 5-57 receiving vs. Kansas City 9/21...was 4-15 rushing and 3-18 receiving at New Orleans 10/19...totaled 4-17, 1 TD rushing and 2-35 receiving vs. Oakland 11/2...posted 7-30 rushing and 5-35 receiving vs. New Orleans 11/30...was 4-31, 1 TD receiving at Dallas 12/8. **1996:** Saw action primarily on special teams...was 2-7, 1 TD receiving...recorded 2-10 KOR...saw action in playoff games at San Francisco 12/8 and at Green Bay 1/12...was 1-14 KOR vs. Green Bay.

COLLEGE: Two-year starter...career totals included 197-981 rushing and 110-1,085 receiving...ranked sixth all-time in school history with 27 TDs...receptions total ranked seventh on school's all-time list...did not fumble during entire career...ranked fourth in nation as senior with 104 points on 17 TDs...totaled 125-590, 16 TDs rushing/33-291, 1 TD receiving and 2-8.5 KOR/2-40.0 PR...scored at least two touchdowns in five games...named team's Most Valuable Player...totaled 68-375, 2 TDs rushing as junior...posted 42-452, 3 TDs receiving...was 42-452, 3 TDs receiving...named team's Most Valuable Player...saw action as reserve fullback as sophomore...recorded 31-306, 4 TDs receiving and 1-10 rushing...appeared in 10 games as redshirt freshman...posted 12-19.8 KOR and 4-36 receiving.

PERSONAL: Full name is Scott Clayton Greene...born in Canandaigua, N.Y....attended Canandaigua Academy...led prep team to 10-1 record and second straight Section Five title as senior...also lettered in basketball and lacrosse...Greene and his wife, Sarah, reside in Canandaigua, N.Y.

CAREER STATISTICS

| YEAR | ST/PL | RUSHING | | | | | RECEIVING | | | | |
|--------------|--------------|-----------|------------|------------|------------|----------|-----------|------------|------------|-----------|----------|
| | | No. | Yds. | Avg. | LG | TD | No. | Yds. | Avg. | LG | TD |
| 1996 Car. | 0/ 8 | 0 | 0 | 0.0 | 0 | 0 | 2 | 7 | 3.5 | 6 | 1 |
| 1997 Car. | 14/16 | 45 | 157 | 3.5 | 10t | 1 | 40 | 277 | 6.9 | 25 | 1 |
| 1998 | 0/ 5 | 0 | 0 | 0.0 | 0 | 0 | 1 | 2 | 2.0 | 2 | 0 |
| TOTAL | 14/29 | 45 | 157 | 3.5 | 10t | 1 | 43 | 286 | 6.7 | 25 | 2 |

CAREER BEST

RUSHING
Number: 7 vs. New Orleans 11/30/97
Yards: 30 vs. New Orleans 11/30/97
Longest: 10t vs. Oakland 11/2/97
TDs: 1 vs. Oakland 11/2/97

RECEIVING
Number: 5 three times
Yards: 57 vs. Kansas City 9/21/97
Longest: 25 vs. Kansas City 9/21/97
TDs: 1 vs. Baltimore 12/15/96
 at Dallas 12/8/97



MARVIN HARRISON

Wide Receiver 6-0 181
 Syracuse
 4th Year With Colts
 Draft-1, 1996 (19th overall)
 Born: August 25, 1972

88

GAMES STARTED/PLAYED: (1996, 15/16); (1997, 15/16); (1998, 12/12) Total 42/44

PRO: Pick was obtained in package from Atlanta in QB-Jeff George trade.

1998: Started first 12 games before suffering separated shoulder 11/29 at Baltimore...placed on injured reserve 11/30 and missed remainder of season...was 59-776, 7 TDs and ranked 3rd in AFC receptions, 6th in NFL, 5th in AFC reception yards, 13th in NFL, at time of injury...has receptions in all 44 career games, the 2nd-best start in club history [77, RB-Marshall Faulk, 1994-1998] and the best by WR...44-game overall streak is 15th-best in club history...145 combined receptions by Harrison (59)/Faulk (86) marked 2nd-highest duo performance in club history (149, WR-Reggie Langhorne (85)/WR-Jessie Hester (64), 1993)...Harrison (59), Faulk (86) and WR-Jerome Pathon (50) formed 2nd-highest seasonal trio reception total (195) in team history and sixth overall (204; Langhorne/85, Hester/64; RB-Anthony Johnson/55; in 1993)...was 20-245 on third down receptions. Was 9-128, with 38t vs. NY Jets 11/15 to tie career-best in receptions and establish career-best in yardage...was 5-102 with 4t vs. Miami 9/6...along with QB-Peyton Manning (21-37-302) formed only second 300+ passing/100+ receiving opening day duo effort in club history (John Unitas, 401; TE-John Mackey, 6-126; vs. Atlanta 9/17/67)...also marked only 5th open-

ing day 100+ receiving outing in club history...was 6-98, 3 TDs at San Francisco 10/18 to mark second 3-TD game of career and 10th in club history...joined WR-Raymond Berry (at Dallas 10/30/60 and vs. Green Bay 11/6/60) and WR-Jimmy Orr (vs. Washington 12/8/62 and vs. Rams 10/4/64) as only Colts with two 3-TD outings...Harrison's 611 reception and Faulk's 651 rush marked first time in club history a 50+ scoring rush and reception occurred in same game...was 7-95 vs. New Orleans 9/27 and 7-77 at NY Jets 9/20.

CAREER NOTES: 1997: Led team in receptions (73), receiving yards (866) and receiving TDs (6) for second consecutive season...also posted a pair of 2-point receptions...did not start 9/7 vs. New England as club opened in two-TE set...73 receptions were 6th-best seasonal reception total in team history...Faulk (1,054 rushing), Harrison (866 receiving) and WR-Sean Dawkins (804 receiving) marked only second time in club history (1989; Eric Dickerson/1,311 rush; Bill Brooks/919 receiving; Andre Rison/820 receiving) Colts produced 1000+ rusher and two 800+ receivers in same season...was 9-74 receiving 9/7 vs. New England for career-high receptions total...posted 8-98, 1 TD vs. Green Bay 11/16 for season-high yardage total...totaled 7-65, 1 TD at Minnesota 12/21 with 21 and 2-point reception...was 5-64, 1 TD at Buffalo with 21...had 181 10/12 at Pittsburgh and 201 11/23 at Detroit...TD at Detroit marked third consecutive game with score, only the sixth such Colts individual streak since 1984. **1996:** Led team in receptions (64), receiving yards (836) and receiving TDs (8)...ranked behind only Brooks (65-1,131, 8 TDs) in Colts history in rookie receptions and yards while tying for rookie TDs...joined Dan Edwards (1954) and Matt Bouza (1982) as only rookies to lead Colts in receptions...joined Faulk (1994), WR-Andre Rison (1989), Brooks (1986) and RB-Royce Womble (1954) as only Colts' rookies with receptions in each game (Patton accomplished in 1998)...was 6-85, with 351 reception vs. Arizona 9/1...became first rookie WR to start opening game in 2-WR set since 1980 (Raymond Butler)...was 5-102-20.4 PR avg. 9/8 at Jets to earn AFC Special Teams Player-of-the-Week honors...had 31- and 29-yard punt returns, while 102 total yards were 6th-highest single-game total in club history and 2nd-best by rookie (107, Dewell Brewer vs. Miami 12/18/94)...was 6-93, 1 TD receiving 11/24 at New England with 37-yard grab to set up 51 catch...had first career 100+ outing with 7-106, 1 TD vs. Philadelphia 12/5...had 201 snare and had 30-yard reception to help set up final TD...was 6-103, 3 TDs receiving at Kansas City 12/15 to earn AFC Offensive Player-of-the-Week and Miller Lite NFL Player-of-the-Week honors...had 31, 51 and 371 to tie club mark for receiving TDs in a game (eighth time) and became first to do so since 1976 (Roger Carr vs. Cincinnati 9/19/76)...tied club rookie mark by posting second consecutive 100+ outing (Brooks, 1986)...had 91 vs. San Diego 11/3 and 41 vs. Jets 11/17 for other scores. **POST-SEASON:** Was 3-71 receiving at Pittsburgh 12/29, including 48-yard reception to set up TD.

HONORS: 1996: AFC Special Teams Player-of-the-Week 9/8 at Jets...AFC Offensive Player-of-the-Week 12/15 at Kansas City...Miller Lite NFL Player-of-the-Week 12/15 at Kansas City...Football News NFL First-Team All-Rookie.

COLLEGE: Four-year letterman and three-year starter...career totals included 42 games with 30 starts and 135-2,718, 20 TDs receiving...also was 42-12.9 avg., 2 TDs PR...ranked 1st in school history in receiving yards, 2nd in TDs (22, Rob Moore, 1987-89), and 3rd in receptions...was consensus All-Big East as senior after starting 11 games and posting 56-1,131, 8 TDs receiving...led conference, set school record and ranked 8th in nation with 102.8 receiving ypg...ranked 3rd in nation with 22-16.8 avg., 2 TDs PR...had 961 reception vs. West Virginia, the longest reception in school history...had 941 PR vs. Minnesota...capped career with 7-173 and 561 and 381 receptions in 41-0 win over Clemson in Gator Bowl...started 10 games as junior and posted 36-761, 5 TDs receiving, 5-68, 1 TD rushing and 18-9.2 PR avg...saw action in 11 games with nine starts as sophomore and was 41-813, 7 TDs receiving...saw reserve action in 10 games as freshman and posted 2-13 receiving vs. Temple for seasonal receiving totals...redshirted in 1991...holds degree in retailing.

PERSONAL: Full name is Marvin Daniel Harrison...born in Philadelphia, Pa...attended Roman Catholic High School...was three-time Maxwell Award winner, given to city's top player...also lettered three years in basketball...participant in Colts-Star/News Gridiron Geography program...sponsors "Effort to Succeed" program which honors students from Philadelphia schools...sponsors one Philadelphia high school student each summer to attend Syracuse University...single...resides in Philadelphia, Pa.

CAREER STATISTICS

| YEAR | ST/PL | RECEIVING | | | | | PUNT RETURNS | | | | |
|--------------|--------------|------------|-------------|-------------|-----------|-----------|--------------|------------|------------|-----------|----------|
| | | No. | Yds. | Avg. | LG | TD | No. | Yds. | Avg. | LG | TD |
| 1996 | 15/16 | 64 | 836 | 13.1 | 41 | 8 | 18 | 177 | 9.8 | 31 | 0 |
| 1997 | 15/16 | 73 | 866 | 11.9 | 44 | 6 | 0 | 0 | 0.0 | 0 | 0 |
| 1998 | 12/12 | 59 | 776 | 13.2 | 61 | 7 | 0 | 0 | 0.0 | 0 | 0 |
| TOTAL | 42/44 | 196 | 2478 | 12.6 | 61 | 21 | 18 | 177 | 9.8 | 31 | 0 |

CAREER BEST

| RECEIVING | | PUNT RETURNS | |
|-----------------|--|-----------------|-----------------------|
| Number: | 9 vs. New England 9/7/97 vs. NY Jets 11/15/98 | Number: | 5 at NY Jets 9/8/96 |
| Yards: | 128 vs. NY Jets 11/15/98 | Yards: | 102 at NY Jets 9/8/96 |
| Longest: | 611 at San Francisco 10/18/98 | Longest: | 31 at NY Jets 9/8/96 |
| TDs: | 3 at Kansas City 12/15/96 at San Francisco 10/18/98 | | |



NATE HOBGOOD-CHITTIK

Defensive Lineman 6-3 290

North Carolina

2nd Year With Colts

Free Agent - 1998

Born: November 30, 1974

94

GAMES STARTED/PLAYED: (1998, 0/0) Total 0/0

PRO: Signed as FA on November 25, 1998 off NY Giants practice squad...originally signed as FA by Giants on April 21, 1998...waived on September 30, 1998...signed to Giants practice squad on October 2, 1998.

1998: Inactive games 1-4 with NY Giants...spent weeks 5-11 on Giants practice squad...was inactive for Colts in final five games.

COLLEGE: Four-year letterman...primarily a backup defensive tackle...played in 11 games with one start as senior...posted 20 tackles, one FF and five sacks...played in 10 games and recorded 14 tackles and one sack as junior...played in six contests as sophomore...recorded seven tackles and two sacks...saw limited action as freshman...communications major.

PERSONAL: Full name is Nate Broe Hobgood-Chittick...born in New Haven, Conn....attended William Allen High School in Allentown, Pa....recorded 72 tackles as senior and was AP All-State selection...won all-conference honors on both offense and defense...single...resides in Cambridge, Mass.



KELLY HOLCOMB

Quarterback 6-2 212

Middle Tennessee State

3rd Year With Colts, 3rd in NFL

Free Agent - 1996

Born: July 9, 1973

13

GAMES STARTED/PLAYED: (1996, 0/0); (1997, 1/5) Total 1/5

PRO: Signed as exclusive rights FA on March 30, 1999...originally signed by Tampa Bay as FA on May 1, 1995...waived on August 22, 1995...signed by Tampa Bay to practice squad on August 29, 1995...waived on September 19, 1995...signed by Tampa Bay to practice squad on October 4, 1995...waived on October 17, 1995...signed by Tampa Bay to practice squad on December 19, 1995...waived on August 19, 1996...signed by Colts to practice squad on November 27, 1996...signed from practice squad to active roster on December 12, 1996.

1998: Was active for each game but did not see any game action.

CAREER NOTES: 1997: Earned first career start 11/9 vs. Cincinnati...saw reserve action 11/2 vs. Tampa Bay, 11/23 at Detroit, 12/14 vs. Miami and 12/21 at Minnesota...was inactive 3rd-QB in games 1-7...DNP 10/26 at San Diego, 11/16 vs. Green Bay, 11/30 at New England and 12/7 at NY Jets...was 45-73-454, 1 TD/8 ints. passing and 5-5 rushing...was 19-30-181, 1 int. in first career action vs. Tampa Bay...led Colts on 10-play, 70-yard FG drive and 11-play, 62-yard TD drive...culminated TD drive with 2-point pass to TE-Marcus Pollard...was 19-32-236, 1 TD/3 ints. and 3-5 rushing in start vs. Cincinnati...had 6t to WR-Marvin Harrison...was 2-3-8, 1 int. at Detroit and 5-8-29, 3 ints. and 2-0 rushing at Minnesota...did not attempt pass vs. Miami. **1996:** Was inactive 3rd-QB 12/15 at Kansas City and 12/22 at Cincinnati...served weeks 13-14 on practice squad. **POST-SEASON:** Was inactive 12/29 at Pittsburgh. **1995:** Member of Barcelona Dragons of World League...was 191-319-2,382, 14 TDs/16 ints. passing in 10 games for 76.9 rating...ranked 2nd in league in yards passing, touchdowns, attempts, completions and completion percentage [59.9]...totaled 28-48-420, 4 TDs passing vs. Amsterdam Admirals to earn World League Player-of-the-Week honors 4/14.

COLLEGE: Four-year starter...saw action in 43 games, missing only game of career due to fractured jaw...finished as

school's all-time leader in completions (501), attempts (801) and passing yards (7,064)...was 146-244-2,154, 15 TDs/9 ints. passing as **senior** to earn first-team All-Ohio Valley Conference honors...started all 11 games as **junior** and posted 133-240-1,738, 7 TDs/6 ints. passing...suffered fractured jaw as **sophomore**...totaled 92-168-1,409, 9 TDs/6 ints. passing...started 11 games and two playoff contests as **freshman** and totaled 130-209-1,763, 5 TDs passing...majored in wellness and fitness.

PERSONAL: Full name is Bryan Kelly Holcomb...born in Fayetteville, Tenn....attended Lincoln County High School...lettered in football, basketball and baseball...inducted into Tennessee Scholastic Collegiate Hall of Fame in 1994...makes numerous visits to school and civic organizations throughout Indiana...Holcomb and his wife, Lorie, reside with their daughter, Kellyn (1/12/99), in Indianapolis, Ind.

CAREER STATISTICS

| Year | PASSING | | | | | | | | RUSHING | | | | |
|--------------|------------|--------------|------------|-------------|----------|----------|-----------|-------------|----------|----------|------------|----------|----------|
| | ST/PL | Att-Comp. | Yds. | Pct. | TD | Int. | LG | Rat. | No. | Yds. | Avg. | LG | TD |
| 1996 | 0/0 | 0-0 | 0 | 0.0 | 0 | 0 | 0 | 0.0 | 0 | 0 | 0.0 | 0 | 0 |
| 1997 | 1/5 | 73-45 | 454 | 61.6 | 1 | 8 | 41 | 44.3 | 5 | 5 | 1.0 | 3 | 0 |
| 1998 | 0/0 | 0 | 0 | 0.0 | 0 | 0 | 0 | 0.0 | 0 | 0 | 0.0 | 0 | 0 |
| TOTAL | 1/5 | 73-45 | 454 | 61.6 | 1 | 8 | 41 | 44.3 | 5 | 5 | 1.0 | 3 | 0 |

CAREER BEST

PASSING
Attempts: 32 vs. Cincinnati 11/9/97
Completions: 19 vs. Tampa Bay 11/2/97
 vs. Cincinnati 11/9/97
Yards: 236 vs. Cincinnati 11/9/97
Longest: 41 vs. Cincinnati 11/9/97
TDs: 1 vs. Cincinnati 11/9/97

RUSHING
Number: 3 vs. Cincinnati 11/9/97
Yards: 5 vs. Cincinnati 11/9/97
Longest: 3 vs. Cincinnati 11/9/97



DARICK HOLMES

Running Back 6-0 237
 Portland State
 1st year With Colts, 5th in NFL
 UFA (Green Bay) - 1999
 Born: July 1, 1971

44

GAMES STARTED/PLAYED: (1995, 2/16); (1996, 1/16); (1997, 0/13); (1998, 4/14) Total 7/59

PRO: Signed as UFA from Green Bay on April 12, 1999...originally was D7b-95 choice of Buffalo, the 244th selection overall...was traded to Green Bay on September 29, 1998 for D4-99 draft pick.

1998: Started four of eleven games with Green Bay...totaled 93-386, 1 TD rushing for Green Bay, including two 100+ games...was 19-179 receiving...started 11/22 at Minnesota, 11/29 vs. Philadelphia, 12/7 at Tampa Bay and 12/13 vs. Chicago...was 27-111, 1 TD rushing at NY Giants 11/15...had top performance vs. Philadelphia with 26-163 rushing/5-53 receiving...outing vs. Eagles was 4th career 100+ rushing game...was 16-51 rushing/5-50 receiving for 101 yards from scrimmage at Minnesota...had limited second-half duty vs. Chicago due to injured clavicle...missed game 12/20 vs. Tennessee while resting shoulder...had team-high 47 rushing yards 12/7 at Tampa Bay...was 2-8 rushing/1-9 receiving with Buffalo prior to trade...subbed 9/6 at San Diego, 9/13 at Miami and 9/20 vs. St. Louis before being dealt during open week...was 1-20 KOR vs. Rams, to rank T-4th in Bills career kickoff returns (62-1,249-20.1). **POST-SEASON:** DNP 1/3/98 at San Francisco.

CAREER NOTES: 1997: Totaled 22-106, 2 TDs rushing/13-106 receiving in 13 games with Bills...saw action as reserve in first two games, mostly on special teams...inactive 9/14 at Kansas City, 9/21 vs. Indianapolis and 10/5 vs. Detroit...had best rushing day 10/12 at New England with 4-41, 1 TD...scored second TD 11/2 at Miami...led team in receiving with 3-41 at Chicago 12/7...finished season with 12 special teams tackles. **1996:** Recorded 189-571, 4 TDs in 16 games...named AFC Offensive Player-of-the-Week 11/3 at Washington with 22-122, 3 TDs rushing, the seventh time a Bills rusher had 3 rushing TDs...scored first TD of season 10/20 at NY Jets on 11 burst...totaled 30-96 rushing 12/1 at Indianapolis while starting for injured RB-Thurman Thomas. **POST-SEASON:** Saw action in third

career post-season game in Wild Card Game 12/28 vs. Jacksonville...was 9-10 rushing. **1995:** Was 172-698, 4 TDs rushing to set seasonal-best yardage total...was 24-214 receiving...4.06 rushing avg. ranked ninth among NFL RBs (min. 160 carries)...1,711 all-purpose yards were second highest total by a rookie in team history (1,793, Joe Cribbs, 1980)...scored first career rushing TD 9/10 vs. Carolina on 11-30 effort...had career-best 42-yard KOR 10/8 vs. NY Jets...recorded first career 100+ yard rushing game 11/12 vs. Atlanta (21-67)...had first multiple-TD game 12/10 at St. Louis (12-90, 2 TDs rushing, 11 and 38t bursts). **POST-SEASON:** Rushed 15-87, 1 TD 12/30 against Miami in Wild Card Game, including 21t score...was 4-14 rushing 1/6/96 at Pittsburgh.

COLLEGE: Began collegiate career as receiver at Pasadena College...transferred to Portland State...was All-West Region in 1994 after ranking fourth in Division II scoring, averaging 11.41 points per game...earned national Player-of-the-Week honors from USA Today for his 281 yards rushing with 3 TDs in win over Angelo State...ranked 19th in the nation in scoring with an average of 8.0 points per game...majored in sociology.

PERSONAL: Full name is Darick Holmes...born in Pasadena, Calif....attended John Muir High School...selected all-conference in high school...single...resides in Indianapolis, Ind.

CAREER STATISTICS

| YEAR | RUSHING | | | | | | RECEIVING | | | | |
|--------------|-------------|------------|-------------|------------|------------|-----------|-----------|------------|------------|-----------|----------|
| | ST/PL | No. | Yds. | Avg. | LG | TD | No. | Yds. | Avg. | LG | TD |
| 1995 Buf. | 2/16 | 172 | 698 | 4.1 | 38t | 4 | 24 | 214 | 8.9 | 47 | 0 |
| 1996 Buf. | 1/16 | 189 | 571 | 3.0 | 37 | 4 | 16 | 102 | 6.4 | 20 | 1 |
| 1997 Buf. | 0/13 | 22 | 106 | 4.8 | 19 | 2 | 13 | 106 | 8.2 | 22 | 0 |
| 1998 Buf./GB | 4/14 | 95 | 394 | 4.1 | 13 | 1 | 20 | 188 | 9.4 | 24 | 0 |
| TOTAL | 7/59 | 478 | 1769 | 3.7 | 38t | 11 | 73 | 610 | 8.4 | 47 | 1 |

CAREER BEST

| RUSHING | | RECEIVING | |
|-----------------|-------------------------------|-----------------|----------------------------|
| Number: | 30 vs. Indianapolis 12/1/96 | Number: | 8 at New England 10/23/95 |
| Yards: | 163 vs. Philadelphia 11/29/98 | Yards: | 80 at New England 10/23/95 |
| Longest: | 38t at St. Louis 12/10/95 | Longest: | 47 at NY Jets 11/19/95 |
| TDs: | 3 at Washington 11/3/96 | | |

ADDITIONAL CAREER STATISTICS:

Kickoff Returns: 1995 (39-799 yds, 20.5 avg., 42 LG)
1997 (23-430 yds, 18.7 avg., 36 LG)

COLTS' TOP TOUCHDOWN CONNECTIONS

1. *63 Johnny Unitas to Raymond Berry
2. 43 Johnny Unitas to Lenny Moore
3. 41 Johnny Unitas to Jimmy Orr
4. 32 Johnny Unitas to John Mackey
5. 31 Johnny Unitas to Jim Mutscheller
6. 24 Bert Jones to Roger Carr
7. 16 Bert Jones to Glenn Doughty
8. 13 Bert Jones to Lydell Mitchell
9. 12 Bert Jones to Don McCauley
- 12 Earl Morrall to Willie Richardson
- 12 Mike Pagel to Ray Butler
12. 11 Jack Trudeau to Bill Brooks
- 11 Jeff George to Jessie Hester
14. 10 Johnny Unitas to Alex Hawkins
- 10 Bert Jones to Ray Butler
- 10 Bert Jones to Raymond Chester
- 10 Jim Harbaugh to Ken Dilger

*4th-most in NFL history (84, Steve Young-Jerry Rice, San Francisco; 79, Dan Marino-Mark Clayton, Miami; 65, Jim Kelly-Andre Reed, Buffalo).



SALE ISAIA

Offensive Guard 6-3 330

UCLA

1st Year With Colts, 4th in NFL

UFA (Baltimore) - 1999

Born: June 13, 1972

69

GAMES STARTED/PLAYED: (1995, IR); (1996, 0/9); (1997, IR); (1998, IR) Total 0/9

PRO: Signed as UFA on March 30, 1999...originally signed by Cleveland as FA on May 5, 1995...placed on IR (ankle) on August 27, 1995...placed on IR on August 18, 1997...placed on IR (achilles) on August 25, 1998.

1998: Was placed on IR with an achilles injury on August 25, 1998.

CAREER NOTES: 1997: Tore an ACL in his knee on first day of training camp...placed on IR on August 18, 1997.

1996: Played on special teams and short yardage situations in nine games...was inactive for three games...active but DNP in four games. **1995:** Placed on IR (ankle) on August 27, 1995...

COLLEGE: Career totals included 53 tackles, one sack and five tackles for loss...appeared in Bruins first nine games as **senior** at defensive tackle (five starts) before switching to left guard for final two games... played alongside current Ravens Pro Bowler Jonathan Ogden...recorded 17 tackles as **junior**... had career-high 19 tackles as **sophomore** and four as **freshman**...majored in political science.

PERSONAL: Full name is Sale Isaia, Jr....born in Honolulu, HI...attended Oceanside High School (CA)...cousin of Chargers' linebacker Junior Seau...also lettered in basketball and track...enjoys playing basketball, fishing, lifting weights and video games...participated in a variety of charitable events around the Baltimore area...name is pronounced solly (rhymes with jolly) I-ZAY-uh...Isaia and his wife, Amy, reside in Owings Mills, Md.



WAVERLY JACKSON

Offensive Tackle 6-2 310

Virginia Tech

2nd Year With Colts

Free Agent - 1998

Born: December 19, 1972

74

GAMES STARTED/PLAYED: (1997, 0/0); (1998, 2/6) Total 2/6

PRO: Signed as FA on January 12, 1998...originally signed as FA by Carolina on April 25, 1997...waived on August 25, 1997...signed by Carolina to practice squad on August 27, 1997...contract expired on December 29, 1997.

1998: Saw action in six of final seven games, starting final two at RT in place of injured Adam Meadows...DNP in games 1-9 and 11...saw extensive second half action 12/13 vs. Cincinnati in place of Meadows...saw first career action 11/15 vs. NY Jets.

CAREER NOTES: 1997: Spent entire season on Carolina practice squad.

COLLEGE: Four-year letterman...career totals included 198 tackles, 43 QB pressures and six sacks...started 10 games at LDT as **senior** and posted 57 tackles, eight pressures and three sacks...saw action in every game with four starts as **junior** and totaled 71 tackles, 18 pressures and one sack...started 10 games as **sophomore** and recorded 70 tackles, 17 pressures and two sacks.

PERSONAL: Full name is Waverly Arthur Jackson, Jr....born in South Hill, Va....attended Park View High School...single...resides in South Hill, Va.



ELLIS JOHNSON

Defensive Tackle 6-2 292

Florida

5th Year With Colts

Draft-1, 1995 (15th overall)

Born: October 30, 1973

62

GAMES STARTED/PLAYED: (1995, 2/16); (1996, 6/12); (1997, 15/15); (1998, 16/16) Total 39/59

1998: One of seven Colts to start all 16 games...started at RDE 11/8 at Miami and at RDT in other 15 games...ranked T5th on team in total tackles with 75, 48 solo...topped club in sacks (8.0-34 yards), hits (15) and pressures (14)...added three passes defended and one FF...had season-high 10 tackles, eight solo, and one sack (four yards) 9/27 vs. New Orleans...had nine tackles, seven solo, two sacks (nine yards) and one FF 12/27 vs. Carolina...had seven tackles, five solo, three pressures and one sack 10/4 vs. San Diego...had seven tackles, five solo, two pressures and one sack (one yard) 12/6 at Atlanta...had other sacks 10/18 at San Francisco (0 yards), 12/13 vs. Cincinnati (eight yards) and 12/20 at Seattle (12 yards).

CAREER NOTES: 1997: Started games 1-10 and 13-16 at RDT...started at LDT 11/23 at Detroit...inactive 11/16 vs. Green Bay with knee injury...ranked T5th on team with 69 tackles, 41 solo...ranked 2nd on team in pressures (14) and hits (14) and T2nd in sacks (4.5-38 yards)...added two RF and one int. (18 yards)...had season-high nine tackles, seven solo, 10/20 vs. Buffalo...had six tackles, four solo, three sacks (25 yards), two hits and two pressures 12/7 at Jets...had first career int. 9/21 at Buffalo...had other sacks 11/9 vs. Cincinnati (nine yards) and at New England 11/30 (0.5-four yards)...had RF 10/12 at Pittsburgh and 12/14 vs. Miami...had blocked FG 10/26 at San Diego resulting in DB-Ray McElroy 42-yard return for TD. **1996:** Started games 5-8 at LDE and games 14-15 at RDT in place of injured DT-Tony Siragusa...was inactive for first four games after suffering concussions in preseason 8/24 vs. Green Bay and earlier in training camp...started season at LDE but moved to tackle at mid-season...had 40 tackles, 21 solo, 12 pressures, 10 hits and one pass defended...had seven tackles, three solo, and three pressures at New England 11/24 for top game. **POST-SEASON:** Saw reserve action 12/29 at Pittsburgh and posted seven tackles, six solo, and one pressure. **1995:** Saw action in 16 games, earning starts at LDT 9/10 at Jets and 9/17 at Buffalo in place of injured Siragusa...posted 35 tackles, 14 solo, 23 hits, 16 pressures, 4.5 sacks (26 yards) and one pass defended...had five tackles, two solo, one pressure and one sack (seven yards) 12/17 vs. San Diego...had four tackles, three solo, four hits and 0.5 sacks at Buffalo...had other sacks 10/15 vs. San Francisco (six yards), 11/5 vs. Buffalo (six yards) and 12/10 at Jacksonville (seven yards). **POST-SEASON:** Saw action in three games with one start...had four tackles, three solo, six hits and two pressures...started in place of ill Siragusa at Kansas City 1/7/96.

COLLEGE: Four-year letterman and three-year starter...career totals included 44 games with 26 starts, 165 total tackles, 112 solo, 102.5 big plays, 49 pressures, 36.5 tackles for losses (198 yards), 17.5 sacks (134 yards), 10 passes defended, six FF and one RF...started all 12 games at LT as **senior**...totaled 62 tackles, 41 solo, 49.5 batted passes, 26 pressures, 14.5 tackles for losses (91 yards), 6.5 sacks (63 yards) and five FF...saw action in 12 games with nine starts as **junior**...earned eight starts at RT and one start at LT...posted 55 tackles, 39 solo, 38 big plays, 17 pressures, 15 tackles for losses (76 yards) and seven sacks (47 yards)...saw action in 10 games with five starts at LT as **sophomore**...posted 32 tackles, 22 solo, 13 big plays, six tackles for losses (30 yards), five pressures and three sacks (23 yards)...saw reserve action in 10 games as **freshman** and posted 16 tackles, 10 solo, two big plays, one sack (one yard) and one tackle for loss (one yard)...linguistics major.

PERSONAL: Full name is Ellis Bernard Johnson...born in Wildwood, Fla....saw action at FB, OT, DT, NG, DE and LB as senior at Wildwood High School...enjoys fishing and hunting in his spare time...studied African dialect of Yorùbá while at University of Florida...Johnson and his wife, Simone, reside with their daughter, Nichole (4/30/94), and son, Ellis Jr. (5/29/97), in Indianapolis, Ind.

CAREER STATISTICS

| YEAR | ST/PL | SOLO | AST | TOT | SKS | PD | FF | FR | INTS | YDS | AVG | LG | TD |
|--------------|--------------|------------|-----------|------------|-------------|----------|----------|----------|----------|-----------|-------------|-----------|----------|
| 1995 | 2/16 | 14 | 21 | 35 | 4.5 | 1 | 0 | 0 | 0 | 0 | 0.0 | 0 | 0 |
| 1996 | 6/12 | 21 | 19 | 40 | 0.0 | 1 | 0 | 0 | 0 | 0 | 0.0 | 0 | 0 |
| 1997 | 15/15 | 41 | 28 | 69 | 4.5 | 0 | 1 | 2 | 1 | 18 | 18.0 | 18 | 0 |
| 1998 | 16/16 | 48 | 27 | 75 | 8.0 | 3 | 1 | 0 | 0 | 0 | 0.0 | 0 | 0 |
| TOTAL | 39/59 | 124 | 95 | 219 | 17.0 | 5 | 2 | 2 | 1 | 18 | 18.0 | 18 | 0 |



JASON JOHNSON

Center 6-3 290
 Kansas State
 3rd Year With Colts, 2nd in NFL
 Free Agent - 1998
 Born: February 6, 1974

60

GAMES STARTED/PLAYED: (1997, 0/0); (1998, 0/14) Total 0/14

PRO: Signed as FA on December 29, 1997... originally signed by Colts as FA on April 25, 1997...waived on September 13, 1997...signed by Colts to practice squad on September 15, 1997.

1998: Saw reserve action in final 14 games, primarily on special teams.

CAREER NOTES: 1997: Inactive 8/31 at Miami and 9/7 vs. New England...spent final 13 games on practice squad.

COLLEGE: Four-year letterman and three-year starter...started as **senior** and helped team average 184.5 passing ypg....started 10 games at center as **junior** and helped team rank 9th in nation in scoring with 36.5 ppg....earned GTE/CoSIDA All-District and All-Big Eight Academic All-Conference honors for second straight season...helped team post 536 total yards in Holiday Bowl win over Colorado State...started every game as **sophomore**, participating in 754 plays without being called for penalty...earned offensive lineman of game award four times by coaches...saw action as reserve center and on special teams as **freshman**...was redshirt in 1992...marketing major.

PERSONAL: Full name is Jason Joseph Johnson...born in Kansas City, Mo....saw action as DE and TE at Oak Park (Mo.) High School...had 3.82 grade point average at Kansas State...Johnson and his wife, Heather, reside in Gladstone, Mo.



ANTONY JORDAN

Linebacker 6-3 240
 Vanderbilt
 2nd Year With Colts
 Draft-5, 1998 (135th overall)
 Born: December 19, 1974

91

GAMES STARTED/PLAYED: (1998, 3/15) Total 3/15

1998: Started at RLB 11/29 at Baltimore, 12/6 at Atlanta and 12/27 vs. Carolina...inactive 9/13 at New England...had 27 tackles, 14 solo...had eight special teams tackles, five solo...posted season-high eight tackles, two solo, at Atlanta...had four solo tackles 10/18 at San Francisco...had three tackles, two solo, 12/23 vs. Cincinnati...posted three tackles, one solo, at Baltimore and 12/20 at Seattle.

COLLEGE: Four-year letterman and three-year starter...career totals included 43 games with 21 starts, 158 tackles, 114 solo, 8.5 sacks (70 yards), four RF, two FF and two ints. (41 yards)...started 10 games at strongside OLB as **senior**...ranked 3rd on team with 71 tackles, 54 solo...added 2.5 sacks (36 yards)...helped team lead the SEC in total defense and rank 9th nationally allowing 275.1 ypg....started 11 games at strongside OLB as **junior** and posted 49 tackles, 37 solo, three RF and two sacks (16 yards) and one int. (41 yards)...saw reserve action in 11 games as **sophomore**, seeing primary action on special teams...posted eight tackles, two solo...saw reserve action at FS in 11 games as **freshman**...totaled 30 tackles, 21 solo, four sacks (18 yards) and one int....human and organizational development major.

PERSONAL: Full name is Antony Jordan...born in Sewell, N.J....lettered in basketball and football at Washington Township (N.J.) High School...single...resides in Nashville, Tenn.

CAREER STATISTICS

| YEAR | ST/PL | SOLO | AST | TOT | SKS | PD | FF | FR | INTS | YDS | AVG | LG | TD |
|--------------|-------------|-----------|-----------|-----------|------------|----------|----------|----------|----------|----------|------------|----------|----------|
| 1998 | 3/15 | 14 | 13 | 27 | 0.0 | 0 | 0 | 0 | 0 | 0 | 0.0 | 0 | 0 |
| TOTAL | 3/15 | 14 | 13 | 27 | 0.0 | 0 | 0 | 0 | 0 | 0 | 0.0 | 0 | 0 |



SHAWN KING

Defensive End 6-3 290
 Northeast Louisiana
 1st Year With Colts, 5th in NFL
 UFA (Carolina) - 1999
 Born: June 24, 1972

96

GAMES STARTED/PLAYED: (1995, 0/14); (1996, 0/16); (1997, 2/9); (1998, 0/0) **Total 2/39**

PRO: Signed as UFA from Carolina on February 15, 1999...originally was D2-95 by Carolina, the 36th selection overall.

1998: Spent entire season on injured reserve with right biceps injury.

CAREER NOTES: 1997: Started as DL in 4-3 defensive front 11/23 at St. Louis and 12/8 at Dallas...spent first six games on reserve/suspended list...was on injured reserve 12/20 vs. St. Louis with sprained knee...saw reserve action in games 7-11, 13 and 15...posted 14 tackles, 11 solo, and two sacks (five yards)...had four tackles 11/30 vs. New Orleans...had three tackles and one sack (one yard) at New Orleans 10/19...had other sack at Dallas 12/8 (four yards). **1996:** Saw reserve action in each game primarily in passing situations...totaled 28 tackles, 23 solo, three sacks (29 yards), one RF, one FF and one int. (one yard)...had season-high six tackles with one sack (eight yards) 11/24 at Houston...had four tackles and one sack (five yards) vs. Pittsburgh 12/22...had sack (16 yards) and FF vs. St. Louis 10/13...had 12t RF return and int. 12/1 at Tampa Bay. **1995:** Saw reserve action in 14 games...inactive 9/3 at Atlanta and 10/1 vs. Tampa Bay...posted 10 tackles, seven solo, and two sacks (four yards)...had sacks vs. Indianapolis 12/3 (three yards) and vs. San Francisco 12/10 (one yard).

COLLEGE: Two-year starter...career totals included 85 tackles, five RF, three sacks, and two FF...began **senior** season at RDE before switching to LDE after four games...totaled 72 tackles, five RF, two FF and two sacks...began **junior** season at TE before switching to DL...was 8-28 receiving...had TD reception vs. Southern Miss...had 13 tackles and one sack...sat out 1992 season after transferring from LSU...saw action in nine games with five starts at LB as **sophomore** and posted 47 tackles, one sack, one RF and one FF...saw action in nine games as **freshman** and totaled 18 tackles and two sacks.

PERSONAL: Full name is Shawn Keldric King...born in West Monroe, La....attended West Monroe High School...King has a daughter, Charity (11/19/93), and resides in Tega Cay, S.C.

CAREER STATISTICS

| YEAR | ST/PL | SOLO | AST | TOT | SKS | PD | FF | FR | INTS | YDS | AVG | LG | TD |
|--------------|-------------|-----------|-----------|-----------|-----------------|----------|----------|----------|----------|----------|------------|----------|----------|
| 1995 Car. | 0/14 | 7 | 3 | 10 | 2.0 | 4 | 0 | 0 | 0 | 0 | 0.0 | 0 | 0 |
| 1996 Car. | 0/16 | 23 | 5 | 28 | 3.0 | 3 | 1 | 1 | 1 | 0 | 0.0 | 0 | 0 |
| 1997 Car. | 2/ 9 | 11 | 3 | 14 | 2.0 | 0 | 0 | 0 | 0 | 0 | 0.0 | 0 | 0 |
| 1998 Car. | | | | | | | | | | | | | |
| | | | | | INJURED RESERVE | | | | | | | | |
| TOTAL | 2/39 | 41 | 11 | 52 | 7.0 | 7 | 1 | 1 | 1 | 0 | 0.0 | 0 | 0 |



JAY LEEUWENBURG

Center 6-3 290
 Colorado
 4th Year With Colts, 8th in NFL
 UFA (Chicago) - 1996
 Born: June 18, 1969

58

GAMES STARTED/PLAYED: (1992, 0/12); (1993, 16/16); (1994, 16/16); (1995, 16/16); (1996, 7/15); (1997, 16/16); (1998, 16/16) **Total 87/107 Total with Colts 39/47**

PRO: Signed as UFA on February 21, 1996...originally was D9-92 by Kansas City, the 244th selection overall...waived on August 31, 1992...claimed off waivers by Chicago on September 1, 1992.

1998: One of seven Colts to start each game...played each snap and was member of line that allowed only 22 sacks, the 2nd-lowest total in NFL (19, Dallas), the 2nd-lowest total in a non-strike season in club history (19, 1969) and down from a franchise high of 62 in 1997...Colts set club record with NFL best ratio of one sack allowed per 27.2 pass attempts...Colts allowed one sack per every 9.4 attempts in 1997...helped RB-Marshall Faulk post 324-1,319 rushing and 86-908 receiving for an NFL-high 2,227 total yards from scrimmage...helped Colts post seven 100+ rushing outings...a durable performer who has started 16 games in five of seven NFL seasons, including the last two consecutive-ly for the Colts...has started 37 consecutive games dating back to 1996...has only missed four games during career.

CAREER NOTES: 1997: Started 16 games at center...season marked first as NFL center following stints as RG, RT and LT...teamed with LT-Adam Meadows, LG-Doug Widell, RG-Tarik Glenn and RT-Tony Mandarich to start each game and join Tennessee Oilers as only NFL teams to start all five offensive linemen intact at the same positions throughout 1997 season...since 1963, the only times the Colts have started the offensive line intact at the same positions throughout an entire non-strike season was 1963, 1964 and 1968...helped RB-Marshall Faulk rush 264-1,054, 7 TDs as club posted 100+ rushing yards nine times including seven of last eight outings...helped club post 145+ rushing yards in three consecutive games (34-147, 2 TDs vs. Tampa Bay 11/2; 30-150 vs. Cincinnati 11/9; 34-147, 1 TD in 41-38 win over Green Bay 11/16) for first time since games 7-9 of 1987. **1996:** Started first two games and final five games at RG...inactive 9/15 at Dallas with left ankle injury, ending streak of 50 consecutive starts, the last 34 at RG...started at RG 12/5 vs. Philadelphia and helped club rush 34-151, 2 TDs while allowing only one sack in 37-10 win. **POST-SEASON:** Started at RG and played entire game 12/29 at Pittsburgh. **1995:** Started 16 games at RG for Chicago...along with C-Jerry Fontenot were only Bears to start every game from 1993-95...helped Bears surrender NFL-low 15 sacks...helped Bears rank 4th in NFC rushing, 9th in NFL, and 6th in NFC total offense, 9th in NFL. **1994:** Started 16 games at RG...handled kick and punt snapping duties. **1993:** Started 16 games (six at LT, 10 at RT)...worked all pre-season at center and guard but started season at LT following injury to Troy Auzenne. **1992:** Saw reserve action in 12 games...was inactive for first game and was active but did not play in games 2-4...saw primary action in next nine games as special teamer...saw significant action in final three games at LG and RG.

COLLEGE: Three-year starter...started every game despite breaking bone in right hand in second game of year as senior...led club to 8-3-1 record and Blockbuster Bowl while earning consensus All-America honors...helped team to 11-1-1 record and Associated Press National Championship while starting every game as junior...helped team to 11-1 record and Big Eight championship while starting every game as sophomore...saw reserve action in six games as freshman as team went 8-4 and earned Freedom Bowl berth...redshirted in 1987...had highest grade point average on team...holds degree in English.

PERSONAL: Full name is Jay Robert Leeuwenburg...born in St. Louis, Mo...lettered in basketball, football and wrestling at Kirkwood High School...diagnosed with diabetes at age 12 and administers daily insulin shots while also monitoring his blood sugar by sticking himself 6-8 times a day...has never missed a practice or play in a game related to diabetes...favorite quote is "I need to control my disease and not let my disease control me"...testified in Washington, D.C. during 1995 off-season before House Appropriations Committee regarding money allocated to fight diabetes...selected in 1995 as International Ambassador for Juvenile Diabetes...donates 150 season tickets to Colts home games for diabetics in Indianapolis area...number 52 jersey was honored last year in the University of Colorado Athletic Hall of Fame...father, Richard, played tackle for Chicago Bears in 1965...Leeuwenburg and his wife, Ingher, reside with their daughters, Cora (6/16/96), and Kate (4/7/98), in Carmel, Ind.



TONY MANDARICH

Offensive Guard 6-5 307

Michigan State

4th Year With Colts, 8th in NFL

Free Agent - 1996

Born: September 23, 1966

79

GAMES STARTED/PLAYED: (1989, 0/14); (1990, 16/16); (1991, 15/15); (1992, 0/0); (1996, 6/15); (1997, 16/16); (1998, 10/10) Total 63/86 Total with Colts 32/41

PRO: Signed as FA on February 22, 1996...originally was D1-89 by Green Bay, the 2nd selection overall.

1998: One of seven Colts to start each game...played each snap and was member of line that allowed only 22 sacks, the 2nd-lowest total in NFL (19, Dallas), the 2nd-lowest total in a non-strike season in club history (19, 1969) and down from a franchise high of 62 in 1997...Colts set club record with NFL best ratio of one sack allowed per 27.2 pass

attempts...Colts allowed one sack per every 9.4 attempts in 1997...helped RB-Marshall Faulk post 324-1,319 rushing and 86-908 receiving for an NFL-high 2,227 total yards from scrimmage...helped Colts post seven 100+ rushing outings.

CAREER NOTES: 1997: Started 16 games at RT...teamed with LT-Adam Meadows, LG-Doug Widell, C-Jay Leeuwenburg and RG-Tarik Glenn to start each game and join Tennessee Oilers as only NFL teams to start all five offensive linemen intact at the same positions throughout 1997 season...since 1963, the only times the Colts have started the offensive line intact at the same positions throughout an entire non-strike season was 1963, 1964 and 1968...helped RB-Marshall Faulk rush 264-1,054, 7 TDs as club posted 100+ rushing yards nine times including seven of last eight outings...helped club post 145+ rushing yards in three consecutive games (34-147, 2 TDs vs. Tampa Bay 11/2; 30-150 vs. Cincinnati 11/9; 34-147, 1 TD in 41-38 win over Green Bay 11/16) for first time since games 7-9 of 1987. **1996:** Earned starts at RT 10/27 at Washington and in games 12-16...played duration of contest in final five starts...inactive 11/10 at Miami with shoulder injury...voted as Colts' recipient of Noble Max award, bestowed to player who exceeded normal expectations or has overcome adversity...helped club rush 24-100, 1 TD 10/27 at Washington in first start since 12/15/91 vs. Detroit with Green Bay. **POST-SEASON:** Started at RT 12/29 at Pittsburgh...left game in third quarter with leg cramps. **1992:** Spent entire season on Reserve/Non-Football Illness list due to thyroid problem/post-concussion syndrome. **1991:** Started first 15 games at RT for Green Bay...suffered slight ligament tear in left ankle 12/15 vs. Detroit and missed season finale 12/21 at Minnesota. **1990:** Started entire season at RT. **1989:** Missed first two games after signing late and receiving roster exemption...helped team finish 11st in NFC Central and finish with 10-6 record.

COLLEGE: Four-year letterman and three-year starter at LT...was unanimous first-team All-America as **senior** as team reached Gator Bowl...named "College Lineman of the Year" by Washington D.C. and Columbus (Ohio) Touchdown clubs...helped team post 246 rushing ypg...was first-team All-America by Football News and College and Pro Football Newsweekly as **junior**...also was Big Ten Conference Lineman of the Year...helped team to Big Ten title and 20-17 win over Southern Cal in Rose Bowl...earned honorable mention All-Big Ten as **sophomore** starter...saw reserve action as **freshman**...majored in communications.

PERSONAL: Full name is Ante Josip (Tony Joseph) Mandarich...born in Oakville, Ontario, Canada...lettered in baseball, basketball, football and wrestling at Kent (Ohio) Roosevelt High School...participated in Colts-Star/News Gridiron Geography Program...Mandarich has two daughters, Holly Rachel (4/15/91), and Brittney Elizabeth (2/20/98), and resides in Traverse City, Mich.



PEYTON MANNING

Quarterback 6-5 230

Tennessee

2nd Year With Colts

Draft-1, 1998 (1st overall)

Born: March 24, 1976

18

GAMES STARTED/PLAYED: (1998, 16/16) Total 16/16

1998: Was 326-575-3,739, 26 TDs/28 ints., 71.2 rating to cap the finest rookie season in NFL history...Manning set Colts and NFL rookie records in completions, attempts, yards, touchdowns and consecutive games with a TD pass (13)...Manning's completions, attempts and yards set club seasonal records, while his 26 scoring passes tied for the second-most (Earl Morrall, 1968) in Colts history behind John Unitas (32, 1959)...Manning's completions, attempts and yards surpassed QB-Rick Mirer (274-486-2,833, Seattle, 1993) as NFL rookie seasonal-bests, while his touchdowns and consecutive games with a TD pass broke the 50-year old NFL rookie marks of QB-Charlie Conerly (22, 9, NY Giants, 1948)...Manning's totals broke the club rookie marks of Jack Trudeau (204-417-2,225, 1986) and Jeff George (16 TDs, 1990) as well as the club seasonal marks of George (292-485, 1991) and Unitas (3,481, 1963)...Manning also set NFL rookie records with 4 300+ and 4 3-TD games...Manning joined George (1991) as the only Colts QBs to ever start 16 games in a season...Manning became the only QB in Colts history to take every snap (982 plays) for the duration of an entire season...Manning became the Colts' 5th opening day rookie starter vs. Miami 9/6 and joined 8 other Colts QBs who earned starts during their rookie season...Manning joined George Shaw (9/25/55 vs. Chi., 23-17 W), Bert Jones (9/16/73 at Clev., 24-14 L), Mike Pagel (9/12/82 vs. NE 24-13 L) and George (9/9/90 at Buf., 26-10 L) as the club's only opening-day rookie starting QBs...Manning (22 years, 5 months, 13 days) was the 7th-youngest opening-day rookie starter in NFL history, just behind his father, Archie, the NFL's 6th-youngest in that category (22 years, 4 months, New Orleans, 1971)...Manning attempted every pass by the Colts over the 1st 15 games

and finished with 575 of club's 576 atts. (WR-Torrance Small was 0-1 vs. Carolina 12/27)...the longest streak of games where only one Colts QB had all the attempts was 17 by Jones (G11-16, 1979 thru G11-1, 1980)...Manning (6) joined Trudeau (5, 1986) as the only Colts rookie QBs with multiple 40+ attempt games...Manning's 6 40+ attempt games rank 5th in Colts history...(9, Trudeau; 8, Unitas; 8, Jones; 8, George)...Manning had 30+ atts. in 12 of 16 games...Manning ranked 1st in AFC, 3rd in NFL with 3,739 passing yards (4,212, Brett Favre, GB; 4,170, Steve Young, SF)...Manning joined Unitas (1957, 1959, 1960, 1961, 1963, 1967) and Jones (1976) as the only Colts to lead his conference in yards...575 attempts ranked 1st in NFL...Manning joined Unitas (1957, 1959, 1960, 1961) as the only Colts to lead the league in attempts...Manning ranked 1st in AFC, 2nd in NFL, in completions (347, Favre)...Manning joined Unitas (1959, 1960, 1961, 1963, 1967) and Jones (1977) as the only Colts to lead his conference in completions...Manning ranked 2nd in AFC, 5th in NFL, with 26 TD passes (36, Young; 34, Randall Cunningham, Min.; 31, Favre; 29, Vinny Testaverde, NYJ) and fell just shy of joining QBs-Harry Newman (11, NY Giants, 1933) and Bob Waterfield (14, LA, 1945) as the only rookies to tie or lead his conference or league in TD passes...Manning set the NFL rookie record and the Colts' seasonal marks with TD passes in 15 different games (missing only 9/20 at NYJ)...the previous club record was 13 different games by Morrall in 1968...Manning became only the 3rd Colts QB with a 3,000+ season (3, Unitas-3,481, 1963; 3,428, 1967; 3,099, 1960; 3, Jones-3,134, 1980; 3,104, 1976; 3,094, 1981) and the first since 1981...Manning became only the 4th Colts QB with 20+ TD passes in a season (8, Unitas-32, 1959; 25, 1960; 24, 1957; 23, 1962 and 1965; 22, 1966; 20, 1963 and 1967; 3, Jones-24, 1976; 23, 1980; 21, 1981; 1, Earl Morrall-26, 1968) and the first since 1981...TD passes in 13 cons. games ranked 2nd-best in Colts history (47, Unitas, G10-1956 to G10-1960, the NFL record)...Manning produced the 3rd 300+ opening-day yardage outing in club history with 21-37-302, 1 TD/3 ints. outing vs. Mia...Manning joined Unitas (401 vs. Atl. 9/17/67) and George (301 vs. NE 9/1/91) as the only Colts 300+ opening-day passers...he posted only the 4th 300+ game by a Colts rookie (359, Trudeau at NYJ 11/16/86; 315, Trudeau vs. NO 10/12/86; 314, Unitas at Det. 11/18/56)...Manning was 21-33-188, 1 TD/3 ints. at NE 9/13...Manning was 20-44-193, 2 ints. at NYJ 9/20...Manning was 19-32-309, 1 TD/3 ints. vs. NO 9/27 to tie Trudeau as the only Colts rookie QBs with multiple 300+ games as a rookie...Manning hit WR-Marshall Faulk on a 78t pass vs. NO, the 2nd-longest TD pass by a Colts rookie (84t, Trudeau to WR-Bill Brooks at SF 10/5/86)...he was 12-23-137, 1 TD/int. vs. SD 10/4 to notch his 1st career starting victory...he was 21-40-235, 2 TDs/int. vs. Buf. 10/11...he was 18-30-231, 3 TDs, 117.5 rating at SF 10/18 to tie the club rookie record for most TD passes in a game (Unitas vs. Rams 11/25/56; George at Cin. 11/25/90 and vs. Wash. 12/22/90)...he was 30-52-278, 2 TDs/int. vs. NE 11/1 to post only the 5th 30+ comp. day in club history, the 1st by a Colts rookie...the 52 att. marked only the 5th individual 50+ att. game in club history, the 3rd by a Colts rookie (2, Trudeau — 57 at NYJ 11/16/86; 53 vs. NYJ 9/28/86)...he was 22-42-140, 1 TD/2 ints. at Mia. 11/8...he was 26-44-276, 3 TDs/2 ints. vs. NYJ 11/15 to join George as the only Colts rookie QBs to post multiple 3-TD games...Manning directed a late 15-play, 80-yard drive that culminated with a 14t strike to TE-Marcus Pollard with :24 left to notch his 1st career 4th-qtr. comeback win...Manning earned AFC Offensive Player of the Week honors for game vs. NYJ, making him only the 6th rookie QB to gain the award since its inception in 1984...Manning was 27-42-357, 3 TDs/1 int. at Balt. 11/29 to set club rookie records with 3rd 300+ game (2 yards shy of Trudeau's rookie-best 359 yards) and 3rd 3-TD game (2 by George in 1990)...Manning was 17-26-210, 3 TDs, 128.7 rating vs. Cin. 12/13...he was 23-39-335, 1 TD/int. at Sea. 12/20 for his 4th 300+ game...four 300+ games tied the club seasonal record of Unitas (1960 and 1963)...Manning ended season vs. Car. with 17-34-225, 1 TD/2 ints. and had TD passes in 13 cons. games, extending his NFL rookie record for most cons. games with a scoring pass...Manning set the record by passing 19-27-159, 2 TDs/int. at Atl. 12/6...Manning had shared the mark with Conerly (9, NYG, 1948)...Manning surpassed the NFL rookie mark since 1970 in that category with 14-29-164, 1 TD/2 ints. at Buf. 11/22...he had shared that mark at 7 cons. games with QBs-Jim Plunkett (NE, 1971), David Woodley (Miami, 1980) and Dan Marino (Miami, 1983)...he had shared the club rookie mark at 4 cons. games with Jones (1973), Trudeau (1986) and George (1990)...Manning had 4-game streak with 30+yard TD passes (G10-13) end vs. Cin...the 4-game streak tied for the 3rd-longest streak in that category in club history (6, Unitas, G14-1966 thru G1-5, 1967; 5, Unitas, G6-10, 1960; 4, Unitas, G2-5, 1958; 4, Unitas, G12-14-1962 thru G1-1963; 4, Unitas, G1-4, 1964; 4, Unitas G2-5, 1966)...outing vs. SD featured Manning (1st overall pick) vs. QB-Ryan Leaf (2nd overall pick), only the 2nd time in NFL history (also 9/19/93, QB-Drew Bledsoe, NE, 1st overall and Mirer, Sea., 2nd overall; Seattle won, 17-14) QBs taken 1st and 2nd in the draft met in regular season play.

HONORS: 1998: Pro Football Weekly, College and Pro Football Weekly, Football News and Football Digest NFL All-Rookie 1st-Team...AFC Offensive Player-of-the-Week 11/15 vs. NY Jets.

COLLEGE: Four-year starter...saw action in 48 games with 45 starts...set 33 school records, 8 SEC records and two NCAA marks...set SEC career records for wins as starting quarterback (39-6), completions (863), passing yards (11,201), total offense (11,020), completion percentage (62.49%), interception percentage (2.39%) and 300+ outings (18)...set NCAA records for lowest career int. pct. (2.39%; 33 of 1,381 atts.) and lowest single-season int. pct. (1.05%; 4 of 380 atts. in 1995)...ranked 3rd in NCAA history in passing yards and total offense, 5th in completions 4th in TDs (89), 8th in attempts (1,381) and 11th in career QB rating (147.11)...posted 26-4 record as starter in SEC games...was three-time Academic All-America honoree...graduated cum laude in three years (3.61 GPA) with major in speech communication and minor in business...working on master's degree in sport management...started 13 games as **senior** and helped team to SEC Championship, and 11-2 record...set SEC seasonal record for total offense (3,789) while setting school marks for seasonal completions (287), attempts (477), yards (3,819) and TDs (36)...posted nine 300+ outings...named MVP of SEC Championship Game after totaling 25-43-373, 4 TDs/2 ints., with 73t and 46t passes, in 30-29 win over Auburn...named CNN/SI National Player-of-the-Week and SEC Offensive Player-of-the-Week after 25-35-523, 5 TDs, with 66t, 59t and 50t strikes, in 59-31 win at Kentucky...set school record with 12 consecutive completions...was 35-53-399, 4 TDs passing with 1t rush vs. Southern Miss....Sullivan Award for nation's top ama-

teur athlete based on character, leadership, athletic ability and the ideals of amateurism, only 4th collegiate football player honored in award's 69-year history...Maxwell Award for College Football Player-of-the-Year...Heisman Trophy runner-up...Football News National Offensive Player-of-the-Year...Davey O'Brien Award for top quarterback...Johnny Unitas Golden Arm Award for top senior quarterback...AP, Football News, Walter Camp, FWAA, and AFCA All-America 1st-team...AP and Football News SEC Player-of-the-Year...AP, Football News and Coaches All-SEC...National Football Foundation, NASDAQ and American Honda National Scholar-Athlete of the Year...GTE Academic All-America 1st-team...SEC and AFCA "Football Good Works Team" for community service...Academic All-SEC...started 12 games as **junior** and helped team to 10-2 record...was 243-380-3,287, 20 TDs/12 ints...had five 300+ outings...named MVP of 48-28 Citrus Bowl win over Northwestern after posting 27-39-408, 4 TDs passing...set school single-game records for completions and attempts with 37-65-492, 4 TDs vs. Florida...named SEC Offensive Player-of-the-Week twice: 31-41-371, 2 TDs at Georgia and 27-36-362, 2 TDs at South Carolina...AP, Football News All-America 3rd-team...AP, Football News, Coaches All-SEC 2nd-team...GTE Academic All-America 2nd-team...American Honda and CFA Scholar-Athlete Team...Academic All-SEC...started 12 games as **sophomore** and led team to 11-1 record...was 244-380-2,954, 22 TDs/4 ints, passing...added five rushing TDs...had four 300+ outings...named Sporting News National Player-of-the-Week and SEC Offensive Player-of-the-Week after 35-46-384, 4 TDs/1 int., with 55t pass, at Arkansas...had 70t pass, 1t rush and had school record streak of 132 consecutive passes without int. end at Kentucky...was 20-35-182, 1 TD, with 47t strike, in 20-14 Citrus Bowl win over Ohio State...AP All-America third-team...Coaches All-SEC first-team...AP All-SEC second-team...GTE Academic All-America second-team...Academic All-SEC...saw action in 11 games as **freshman** with eight starts...started final eight games...totaled 89-144-1,141, 11 TDs/6 ints, passing with one rushing TD...posted 7-1 record as starter...was 12-19-189, 1 TD in 45-23 Gator Bowl victory over Virginia Tech...named SEC Freshman-of-the-Year.

PERSONAL: Full name is Peyton Williams Manning...born in New Orleans, La....attended Isidore Newman High School...helped team to 34-5 record during three seasons as starter...career passing totals included 452-761-7,207, 92 TDs...named Gatorade Circle of Champions National Player-of-the-Year and Columbus (Ohio) Touchdown Club National Offensive Player-of-the-Year as senior after totaling 168-265-2,703, 39 TDs passing...named 1997 NCAA Top VIII for Outstanding Senior Student-Athlete in Athletics, Academics and Community Service...named one of 10 outstanding young Americans by the United States Junior Chamber of Commerce on January 9, 1999, in Washington, D.C....along with St. Vincent Hospitals and Health Services in Indianapolis, Ind., helped create "Peyton's Playbook," a kid's guide to healthy living and the importance of making the right decisions...helped promote the I.S.T.E.P. exam for the Indiana Department of Education...national spokesperson for CASA...grew up in an 1853 home in the Garden District of New Orleans, with novelist Anne Rice and rocker Trent Reznor of "Nine Inch Nails" as neighbors...would lie awake at night as an 8th-grader listening to tapes of his father Archie's college games at Mississippi and can name all the starters on his father's 1969 Rebel team...his favorite quote is from Pro Football Hall of Fame Coach Chuck Noll: "Pressure is something you feel only when you don't know what the hell you're doing"...likes black high-tops - "kind of the Johnny Unitas look"...Forbes Magazine (March, 1999) ranked Manning 63rd in the first-annual "Power 100"...the ratings measure money and power in the world and include all lines of American industry...the only NFL player ranked higher is Green Bay's Brett Favre...did a Gatorade commercial shoot in April with former NBA star Michael Jordan, U.S. Women's soccer player Mia Hamm and Nascar driver Mark Martin...father, Archie, is mentioned in two John Grisham novels: in 'A Time To Kill,' he is in a poster on a character's wall, and in 'The Pelican Brief,' a Supreme Court justice is named "Archibald Manning"...Archie, was All-America (1969, 1970) at Ole Miss and had 14-year NFL career with New Orleans (1971-82), Houston (1982-83) and Minnesota (1983-84) with career totals including 2,011-3,642-23,911-131 TDs/167 ints. passing and 385-2,197, 18 TDs rushing...single...resides in New Orleans, La.

CAREER STATISTICS

| Year | PASSING | | | | | | | | RUSHING | | | | |
|--------------|--------------|----------------|-------------|-------------|-----------|-----------|------------|-------------|-----------|-----------|------------|-----------|----------|
| | ST/PL | Att-Comp. | Yds. | Pct. | TD | Int. | LG | Rat. | No. | Yds. | Avg. | LG | TD |
| 1998 | 16/16 | 575-326 | 3739 | 56.7 | 26 | 28 | 78t | 71.2 | 15 | 62 | 4.1 | 15 | 0 |
| TOTAL | 16/16 | 575-326 | 3739 | 56.7 | 26 | 28 | 78t | 71.2 | 15 | 62 | 4.1 | 15 | 0 |

CAREER BEST

| PASSING | | RUSHING | |
|---------------------|-----------------------------|-----------------|-------------------------|
| Attempts: | 52 vs. New England 11/1/98 | Number: | 4 vs. NY Jets 11/15/98 |
| Completions: | 30 vs. New England 11/1/98 | Yards: | 26 at NY Jets 9/20/98 |
| Yards: | 357 at Baltimore 11/29/98 | Longest: | 15 vs. NY Jets 11/15/98 |
| Longest: | 78t vs. New Orleans 9/27/98 | | |
| TDs: | 3 at San Francisco 10/18/98 | | |
| | vs. NY Jets 11/15/98 | | |
| | at Baltimore 11/29/98 | | |
| | vs. Cincinnati 12/13/98 | | |

COLTS ROOKIE STARTING QUARTERBACKS ON OPENING DAY

| NAME | BORN | FIRST AGE | | | PASSING TOTALS | | | | RESULT |
|-----------------------|-----------------|----------------|------------------|--|-----------------|----------------|----------|--------------|--------------------|
| | | START | YR - M - D | | C - | A - | YDS - | TD - | |
| George Shaw | 7/25/33 | 9/25/55 | 22- 2- 0 | | 7- 12- | 97- 1- | 0 | 23-17 | W vs. Chicago |
| Bert Jones | 9/ 7/51 | 9/16/73 | 22- 0- 9 | | 6- 22- | 56- 1- | 1 | 24-14 | L at Cleveland |
| Mike Pagel | 9/13/60 | 9/12/82 | 21- 11- 30 | | 7- 15- | 71- 0- | 1 | 24-13 | L vs. New England |
| Jeff George | 12/ 8/67 | 9/ 9/90 | 22- 9- 1 | | 13- 24- | 160- 1- | 0 | 26-10 | L at Buffalo |
| PEYTON MANNING | 3/ 24/76 | 9/ 6/98 | 22- 5- 13 | | 21- 3 7- | 302- 1- | 3 | 15-24 | L vs. Miami |

SEASONAL STATISTICS OF COLTS ROOKIE QUARTERBACKS

| NAME | YEAR | ST/PL | STARTING TEAM | | | | PASSING TOTALS | | | | | | RATING |
|------------------------|-------------|--------------|---------------|------|--------------|-----|----------------|-------------|--------------|--------------|------------|-----------|-------------|
| | | | W-L | MARK | RECORD | | C- | A- | YDS- | PCT.- | TD- | IN | |
| George Shaw* | 1955 | 12/12 | 5- | 6-1 | 5- | 6-1 | 119- | 237- | 1586- | 50.2- | 10- | 19 | 52.5 |
| John Unitas | 1956 | 8/10 | 4- | 4 | 7- | 5 | 110- | 198- | 1498- | 55.6- | 9- | 10 | 74.0 |
| Bert Jones* | 1973 | 5/ 7 | 1- | 4 | 4 | 10 | 43- | 108- | 539- | 39.8- | 4- | 12 | 28.8 |
| Mike Pagel* | 1982 | 9/ 9 | 0- | 8-1 | 0- | 8-1 | 111- | 221- | 1281- | 50.2- | 5- | 7 | 62.4 |
| Jack Trudeau | 1986 | 11/12 | 0- | 11 | 3- | 13 | 204- | 417- | 2225- | 48.9- | 8- | 18 | 53.6 |
| Chris Chandler | 1988 | 13/15 | 9- | 4 | 9- | 7 | 129- | 233- | 1619- | 55.4- | 8- | 12 | 67.2 |
| Jeff George* | 1990 | 12/13 | 5- | 7 | 7- | 9 | 181- | 334- | 2152- | 54.2- | 16- | 13 | 73.8 |
| PEYTON MANNING* | 1998 | 16/16 | 3- 13 | | 3- 13 | | 326- | 575- | 3739- | 56.7- | 26- | 28 | 71.2 |

*Denotes starter on opening day

COLTS ROOKIE SINGLE-SEASON RECORDS

| Completions | | Attempts | | Yards | | Touchdowns | |
|---------------------------|------------|-----------------------|-------------|-----------------------|-----------|-----------------------|-----------|
| 326 PEYTON MANNING | 575 | PEYTON MANNING | 3739 | PEYTON MANNING | 26 | PEYTON MANNING | 26 |
| 204 Jack Trudeau | 417 | Jack Trudeau | 2225 | Jack Trudeau | 16 | Jeff George | 10 |
| 181 Jeff George | 334 | Jeff George | 2152 | Jeff George | 10 | George Shaw | 9 |
| 129 Chris Chandler | 238 | George Shaw | 1619 | Chris Chandler | 9 | John Unitas | 8 |
| 119 George Shaw | 233 | Chris Chandler | 1586 | George Shaw | 8 | Trudeau/Chandler | |

NFL ROOKIE SINGLE-SEASON RECORDS

| Completions | | | | Attempts | | | |
|---------------------------|--------------|-------------|------------|-----------------------|--------------|-------------|-------------|
| 326 PEYTON MANNING | COLTS | 1998 | 575 | PEYTON MANNING | COLTS | 1998 | 3739 |
| 274 Rick Mirer | Seattle | 1993 | 486 | Rick Mirer | Seattle | 1993 | 2225 |
| 214 Drew Bledsoe | New England | 1993 | 439 | Jim Zorn | Seattle | 1976 | 2152 |
| 214 Kerry Collins | Carolina | 1995 | 433 | Kerry Collins | Carolina | 1995 | 1619 |
| 208 Jim Zorn | Seattle | 1976 | 429 | Drew Bledsoe | New England | 1993 | 1586 |
| 204 Jack Trudeau | COLTS | 1986 | 417 | Jack Trudeau | COLTS | 1986 | 2152 |

| Yards | | | | Touchdowns | | | |
|----------------------------|--------------|-------------|-----------|-----------------------|--------------|-------------|-----------|
| 3739 PEYTON MANNING | COLTS | 1998 | 26 | PEYTON MANNING | COLTS | 1998 | 26 |
| 2833 Rick Mirer | Seattle | 1993 | 22 | Charlie Conerly | N.Y. Giants | 1948 | 16 |
| 2717 Kerry Collins | Carolina | 1995 | 20 | Dan Marino | Miami | 1983 | 10 |
| 2571 Jim Zorn | Seattle | 1976 | 19 | Jim Plunkett | New England | 1971 | 9 |
| 2544 Tony Banks | St.L. Rams | 1996 | 18 | Joe Namath | N.Y. Jets | 1965 | 8 |
| 2507 Dennis Shaw | Buffalo | 1970 | 18 | Fran Tarkenton | Minnesota | 1961 | 7 |

MOST CONSECUTIVE GAMES WITH A TOUCHDOWN PASS FOR ROOKIE

| Games | Name | Team | Year |
|-----------|-----------------------|-----------------|-------------|
| 13 | PEYTON MANNING | COLTS | 1998 |
| 9 | Charlie Conerly | New York Giants | 1948 |
| 7 | Jim Plunkett | New England | 1971 |
| 7 | David Woodley | Miami | 1980 |
| 7 | Dan Marino | Miami | 1983 |

COLTS CONSECUTIVE GAMES WITH A TOUCHDOWN PASS BESTS

| Games | Name | Games/Year |
|-----------|-----------------------|-----------------------------------|
| 47 | John Unitas | G10-1956 to G10-1960 (NFL RECORD) |
| 13 | PEYTON MANNING | G4-16, 1998 |
| 11 | John Unitas | G14-1966 to G10-1967 |
| 10 | John Unitas | G1-8, 10-11, 1965 |
| 10 | Jim Harbaugh | G10-13, 15-16, 1995 to G1-4, 1996 |

COLTS SINGLE-SEASON RECORDS

| Completions | Attempts | Yards | Touchdowns |
|----------------------------|----------------------------|-----------------------------|---------------------------|
| 326 P. MANNING 1998 | 575 P. MANNING 1998 | 3739 P. MANNING 1998 | 32 John Unitas 1959 |
| 292 Jeff George 1991 | 485 Jeff George 1991 | 3481 John Unitas 1963 | 26 Earl Morrall 1968 |
| 270 Greg Landry 1979 | 457 Greg Landry 1979 | 3428 John Unitas 1967 | 26 P. MANNING 1998 |
| 255 John Unitas 1967 | 446 Bert Jones 1980 | 3134 Bert Jones 1980 | 25 John Unitas 1960 |
| 248 Bert Jones 1980 | 436 John Unitas 1967 | 3104 Bert Jones 1976 | 24 John Unitas 1957 |
| | | 3099 John Unitas 1960 | 24 Bert Jones 1976 |
| | | 3094 Bert Jones 1981 | 23 John Unitas 1962 |
| | | | 23 John Unitas 1965 |
| | | | 23 Bert Jones 1980 |
| | | | 22 John Unitas 1966 |
| | | | 21 Bert Jones 1981 |

NFL'S 10 YOUNGEST ROOKIE STARTING QUARTERBACKS ON OPENING DAY SINCE 1970

| NAME | BORN | FIRST | | | AGE | | | PASSING TOTALS | | | | RESULT |
|--------------------------------------|----------------|------------|-----------|-----------|------------|------------|-------------|----------------|--------------|-------------|--------------|-------------|
| | | START | YR- | M- | D | C- | A- | YDS- | TD- | IN | | |
| Drew Bledsoe, NE | 2/14/72 | 9/ 5/93 | 21- | 6- | 22 | 14- | 30- | 148- | 2- | 1 38- | 14 L | @Buffalo |
| Mike Pagel, COLTS | 9/13/60 | 9/12/82 | 21- | 11- | 30 | 7- | 15- | 71- | 0- | 1 24- | 13 L | NEW ENGLAND |
| Bert Jones, COLTS | 9/ 7/51 | 9/16/73 | 22- | 0- | 9 | 6- | 22- | 56- | 1- | 1 24- | 14 L | @Cleveland |
| Terry Bradshaw, Pit | 9/ 2/48 | 9/20/70 | 22- | 0- | 18 | 4- | 16- | 70- | 0- | 1 19- | 7 L | HOUSTON |
| Ryan Leaf, SD | 5/15/76 | 9/ 6/98 | 22- | 3- | 22 | 16- | 31- | 192- | 1- | 2 16- | 14 W | BUFFALO |
| Archie Manning, NO | 5/19/49 | 9/19/71 | 22- | 4- | 0 | 16- | 29- | 218- | 1- | 1 24- | 20 W | L.A. Rams |
| Peyton Manning, COLTS 3/24/76 | 9/ 6/98 | 22- | 5- | 13 | 21- | 37- | 302- | 1- | 3 15- | 24 L | MIAMI | |
| Randy Hedberg, TB | 12/27/54 | 9/18/77 | 22- | 8- | 22 | 10- | 25- | 66- | 0- | 0 13- | 3 L | @Phil. |
| Jeff George, COLTS | 12/ 8/67 | 9/ 9/90 | 22- | 9- | 1 | 13- | 24- | 160- | 1- | 0 26- | 10 L | @Buffalo |
| Troy Aikman, Dal | 11/21/66 | 9/10/89 | 22- | 9- | 20 | 17- | 35- | 180- | 0- | 2 28- | 0 L | @N. Orleans |

1998 GAME-BY-GAME PASSING

| DATE | OPPONENT | ATT. | COMP. | YDS. | PCT. | TD | INT. | LG | SACK | RATING | RESULT |
|-------|------------------|------|-------|------|------|----|------|-----|------|--------|--------------|
| 9/ 6 | MIAMI | 37 | 21 | 302 | 56.8 | 1 | 3 | 42 | 4-29 | 58.6 | L 15-24 |
| 9/13 | at New England | 33 | 21 | 188 | 63.6 | 1 | 3 | 22 | 2-15 | 51.1 | L 6-29 |
| 9/20 | at N.Y. Jets | 44 | 20 | 193 | 45.5 | 0 | 2 | 22 | 1-3 | 39.3 | L 6-44 |
| 9/27 | NEW ORLEANS | 32 | 19 | 309 | 59.4 | 1 | 3 | 78† | 4-17 | 63.2 | L 13-19 (OT) |
| 10/ 4 | SAN DIEGO | 23 | 12 | 137 | 52.2 | 1 | 1 | 27 | 0-0 | 66.8 | W 17-12 |
| 10/11 | BUFFALO | 41 | 20 | 235 | 48.8 | 2 | 2 | 26 | 0-0 | 62.6 | L 24-31 |
| 10/18 | at San Francisco | 30 | 18 | 231 | 60.0 | 3 | 0 | 61† | 1-0 | 117.5 | L 31-34 |
| 11/ 1 | NEW ENGLAND | 52 | 30 | 278 | 57.7 | 2 | 2 | 24 | 0-0 | 69.5 | L 16-21 |
| 11/ 8 | at Miami | 42 | 22 | 140 | 52.4 | 1 | 2 | 18 | 0-0 | 47.7 | L 14-27 |
| 11/15 | N.Y. JETS | 44 | 26 | 276 | 59.1 | 3 | 2 | 38† | 1-9 | 81.3 | W 24-23 |
| 11/22 | at Buffalo | 29 | 14 | 164 | 48.3 | 1 | 2 | 30† | 0-0 | 48.6 | L 11-34 |
| 11/29 | at Baltimore | 42 | 27 | 357 | 64.3 | 3 | 1 | 34† | 2-13 | 105.0 | L 31-38 |
| 12/ 6 | at Atlanta | 27 | 19 | 159 | 70.4 | 2 | 2 | 30† | 0-0 | 79.1 | L 21-28 |
| 12/13 | CINCINNATI | 26 | 17 | 210 | 65.4 | 3 | 0 | 23 | 0-0 | 128.7 | W 39-26 |
| 12/20 | at Seattle | 39 | 23 | 335 | 59.0 | 1 | 1 | 53 | 2-5 | 84.9 | L 23-27 |
| 12/27 | CAROLINA | 34 | 17 | 225 | 50.0 | 1 | 2 | 46 | 5-18 | 56.6 | L 19-27 |



TONY McCOY

Defensive Tackle 6-1 289

Florida

8th Year With Colts

Draft-4b, 1992 (105th overall)

Born: June 10, 1969

61

GAMES STARTED/PLAYED: (1992, 3/16); (1993, 0/6); (1994, 15/15); (1995, 16/16); (1996, 15/15); (1997, 11/16); (1998, 13/14) **Total 73/98**

PRO: Pick was obtained in package from L.A. Raiders in RB-Eric Dickerson trade.

1998: Started games 2-10 and 13-16 at LDT...saw reserve action 9/6 vs. Miami...DNP 11/22 at Buffalo and 11/29 at Baltimore with eye injury...posted 65 tackles, 37 solo, 13 hits, eight pressures and six sacks (27 yards)...hits and sacks ranked 2nd on team while pressures ranked T2nd...sacks tied career seasonal-best (6, 1992)...had season-high 12 tackles, six solo, and one sack (three yards) 11/15 vs. NY Jets...had seven tackles, four solo, three pressures, two hits and one sack (five yards) 10/4 vs. San Diego...had six solo tackles and one sack (four yards) 12/20 at Seattle...posted five tackles, two solo, five hits and one sack (seven yards) 9/27 vs. New Orleans...had other sacks 10/18 at San Francisco (one yard) and 12/27 vs. Carolina (seven yards).

CAREER NOTES: 1997: Started first 11 games at LDT...posted 56 tackles, 35 solo, 12 hits, nine pressures and 2.5 sacks (21.5 yards)...had six solo tackles 10/26 at San Diego...had six tackles, five solo, 10/12 at Pittsburgh...had six tackles, four solo, 8/31 at Miami...posted six tackles, three solo, 11/9 vs. Cincinnati...totaled six tackles, two solo, 10/20 vs. Buffalo...had sacks 9/21 at Buffalo (10 yards), 12/7 at NY Jets (seven yards) and 11/30 at New England (0.5-4.5). **1996:** Started 15 games at LDT...inactive 10/20 vs. New England with ankle injury...totaled 62 tackles, 35 solo, and one RF...ranked T2nd on club in pressures (15) and third in sacks (5-36) and hits (11)...posted nine tackles, five solo, one RF and one hit 10/6 at Buffalo...had nine tackles, three solo, one sack (12 yards) and one pressure 12/15 at Kansas City...had two sacks (12 yards) vs. Miami 9/23 and helped hold Dolphins to 28 rushing yards, the fewest allowed by Colts since 10/31/71 vs. Pittsburgh (26)...had other sacks at Miami 11/10 (eight yards) and 9/1 vs. Arizona (four yards). **POST-SEASON:** Started at LDT 12/29 at Pittsburgh and posted four tackles, three solo.

1995: Started games 1 and 4-16 at LDT and games 2-3 at RDT...had 80 tackles, 41 solo, 35 hits, 11 pressures, 2.5 sacks (15.5 yards), one FF and one pass defended...ranked 2nd on team in hits and 3rd in pressures...had eight tackles, four solo, four hits, one pressure and one sack (six yards) vs. Jets 10/29 for top game...had eight tackles, six solo, one hit and one pressure 11/12 at New Orleans...had FF 9/10 at Jets...had 1.5 sacks (9.5 yards) 11/19 at New England...had four hits 10/1 vs. St. Louis, 11/26 vs. Miami, and 12/10 at Jacksonville. **POST-SEASON:** Started all three games and had 20 tackles, 12 solo, two hits, one pressure and one sack...had sack at Pittsburgh 1/14/96.

1994: Was inactive 9/18 at Pittsburgh with sprained knee suffered 9/11 at Tampa Bay...voted as Colts' recipient of Noble Max award, bestowed to player who exceeded normal expectations or overcame adversity...named Ed Block Courage Award winner by teammates, an annual recognition of courageous play by an individual...posted 92 total tackles, 55 solo...led team in pressures (16) while ranking 2nd with six sacks (52 yards) and 31 hits...added two passes defended, one FF and one RF...had season-high 10 tackles, four solo, and one hit 11/6 at Miami...had nine solo tackles and one sack (six yards) 10/16 at Buffalo...had two sacks (11 yards) 12/18 vs. Miami...had sack (20 yards) and FF 9/4 vs. Houston which led to DE-Tony Bennett 75t fumble return...had sack (eight yards) and RF 12/4 at Seattle...had other sack (seven yards) 11/27 vs. New England. **1993:** Saw reserve action 9/5 vs. Miami, 10/24 at Miami, 10/31 vs. New England, 11/14 vs. Jets, 11/21 at Buffalo and 11/29 vs. San Diego...was inactive games 2-5, 12, and 14-16...DNP 11/7 at Washington and 12/12 at Giants...had seasonal total of one tackle at Miami. **1992:** Earned starts 10/25 at Miami, 11/1 at San Diego and 11/8 vs. Miami...totaled 10 tackles, five solo, one sack (10 yards) and one RF...had three tackles, one solo, at Miami...had sack 9/6 vs. Cleveland...RF led to TD 10/4 at Tampa Bay.

COLLEGE: Four-year performer who started 22 of 40 career appearances, including final two seasons at RDT...began career as middle guard before switching to RDT as sophomore...career statistics included 124 tackles, 32 for losses (164 yards), 17 sacks (144 yards), four RF and two FF...had 67 tackles, 17.5 for losses (91 yards), 7.5 sacks (52 yards), one FF and one RF as **senior** to earn Associated Press first-team All-SEC honors and honorable mention All-America by The Football News while helping team to SEC Championship...started eight of 10 games as **junior** and totaled 36 tackles, four for losses, 6.5 sacks (42 yards), two RF and one FF...missed final game and all of 1990 season due to suspension...was reserve RDT as **sophomore**, totaling 14 tackles and two sacks (11 yards)...appeared in seven games as **freshman**, totaling seven tackles, one RF and one sack...sociology major.

PERSONAL: Full name is Anthony Bernard McCoy...born in Orlando, Fla....attended Evans High School...along with his wife formed "We As One Ministries" to assist and provide support for those in need...his organization sponsors the annual Run-for-Hope fundraiser which is an 8K run and walk event...McCoy and his wife, Jodie, reside with their son, Anthony Bernard McCoy Jr. (3) in Indianapolis, Ind.

CAREER STATISTICS

| YEAR | ST/PL | SOLO | AST | TOT | SKS | PD | FF | FR | INTS | YDS | AVG | LG | TD |
|--------------|--------------|------------|------------|------------|-------------|----------|----------|----------|----------|----------|------------|----------|----------|
| 1992 | 3/16 | 5 | 5 | 10 | 1.0 | 0 | 0 | 1 | 0 | 0 | 0.0 | 0 | 0 |
| 1993 | 0/6 | 1 | 0 | 1 | 0.0 | 0 | 0 | 0 | 0 | 0 | 0.0 | 0 | 0 |
| 1994 | 15/15 | 55 | 37 | 92 | 6.0 | 2 | 1 | 1 | 0 | 0 | 0.0 | 0 | 0 |
| 1995 | 16/16 | 41 | 39 | 80 | 2.5 | 1 | 1 | 0 | 0 | 0 | 0.0 | 0 | 0 |
| 1996 | 15/15 | 35 | 27 | 62 | 5.0 | 0 | 0 | 1 | 0 | 0 | 0.0 | 0 | 0 |
| 1997 | 11/16 | 35 | 21 | 56 | 2.5 | 0 | 0 | 0 | 0 | 0 | 0.0 | 0 | 0 |
| 1998 | 13/14 | 37 | 28 | 65 | 6.0 | 0 | 0 | 0 | 0 | 0 | 0.0 | 0 | 0 |
| TOTAL | 73/98 | 209 | 157 | 366 | 23.0 | 3 | 2 | 3 | 0 | 0 | 0.0 | 0 | 0 |



RAY McELROY

Defensive Back 5-11 207

Eastern Illinois

5th Year With Colts

Draft-4, 1995 (114th overall)

Born: July 31, 1972

40

GAMES STARTED/PLAYED: (1995, 0/16); (1996, 5/16); (1997, 4/16); (1998, 0/16) Total 9/64

1998: Had 10 tackles, seven solo, and one pass defended...had five tackles, four solo, 12/27 at Carolina...posted five tackles, three solo, and one pass defended 12/20 at Seattle...led team in special teams tackles with 22, 12 solo...had season-high three solo special teams tackles 12/13 vs. Cincinnati...career totals include 96 total tackles, 11 passes defended, one FF and one pressure.

CAREER NOTES: 1997: Earned starts at RCB 11/9 vs. Cincinnati, 11/16 vs. Green Bay, 11/23 at Detroit and 12/7 at Jets...had 37 tackles, 21 solo, eight special teams tackles, four solo, five passes defended and one FF...had season-high eight tackles, seven solo, vs. Green Bay...had seven tackles, four solo, and one FF vs. Cincinnati...posted seven tackles, four solo, at Detroit. **1996:** Started final five games at SS in place of injured David Tate...posted 46 tackles, 30 solo, four passes defended and one hit...tied for team lead in special teams tackles with 15, 10 solo...had 10 tackles, five solo, as starter 11/24 at New England...played every defensive snap 12/1 vs. Buffalo and posted seven tackles, six solo. **POST-SEASON:** Started at SS 12/29 at Pittsburgh and totaled team-high 13 tackles, five solo, with one int....added one assisted special teams tackle. **1995:** Finished season third on depth chart at LCB...saw primary action on special teams and in nickel situations...totaled three tackles, two solo, one pressure, one hit and one pass defended...posted two tackles, one solo, 10/8 at Miami...had one solo tackle 12/10 at Jacksonville...ranked 3rd on team in special teams tackles with 12, nine solo...had season-high three special teams tackles 9/10 at Jets (three solo) and 11/19 at New England (two solo). **POST-SEASON:** Saw reserve action in all three games and had two tackles, one solo, one RF, one int. (0 yards) and three special teams tackles, one solo...had end zone int. to end scoring threat at San Diego 12/31...had RF at Kansas City 1/7/96.

COLLEGE: Four-year letterman and three-year starter...career totals included 43 games with 34 starts, 195 tackles, 116 solo, 23 passes defended, 10 tackles for losses and five ints. (39 yards)...was 46-1,055, 22.9 KOR avg....started 11 games at RCB as **senior** and totaled 76 tackles, 45 solo, 10 passes defended, seven tackles for losses and one int....was 14-266, 19.0 avg. KOR...was standout performer on track team, capturing 400-meter hurdles (52.82) at Central Collegiate Conference meet...saw action in 11 games with 10 starts at RCB as **junior** and posted 40 tackles, 28 solo, 10 passes defended and four ints. (39 yards)...started 11 games as **sophomore** and totaled 58 tackles, 32 solo...was 16-348, 21.8 avg. KOR...finished 4th in both indoor and outdoor conference finals...finished 6th in 200-meter indoor meet and ran winning leg on 1600-meter outdoor relay team...saw action in 10 games with two starts as **freshman**...had 21 tackles, 11 solo, and led Gateway Conference with 16-441, 27.6 KOR avg....redshirted in 1990...marketing major.

PERSONAL: Full name is Raymond Edward McElroy...born in Bellwood, Ill....lettered in football and track at Proviso West High School...does numerous speaking engagements within the Christian community...campaign spokesperson for Prevention of Child Abuse...sang national anthem prior to Colts pre-season contest 8/17/96 vs. Seattle and at Indianapolis Indians game 6/17/98...McElroy and his wife, Michelle, reside with their son, Miray (3/20/98), in Indianapolis, Ind.

CAREER STATISTICS

| YEAR | ST/PL | SOLO | AST | TOT | SKS | PD | FF | FR | INTS | YDS | AVG | LG | TD |
|--------------|-------------|-----------|-----------|-----------|------------|-----------|----------|----------|----------|----------|------------|----------|----------|
| 1995 | 0/16 | 2 | 1 | 3 | 0.0 | 1 | 0 | 0 | 0 | 0 | 0.0 | 0 | 0 |
| 1996 | 5/16 | 30 | 16 | 46 | 0.0 | 4 | 0 | 0 | 0 | 0 | 0.0 | 0 | 0 |
| 1997 | 4/16 | 21 | 16 | 37 | 0.0 | 5 | 0 | 0 | 0 | 0 | 0.0 | 0 | 0 |
| 1998 | 0/16 | 7 | 3 | 10 | 0.0 | 1 | 0 | 0 | 0 | 0 | 0.0 | 0 | 0 |
| TOTAL | 9/64 | 60 | 36 | 96 | 0.0 | 11 | 0 | 0 | 0 | 0 | 0.0 | 0 | 0 |



KAIPO MCGUIRE

Wide Receiver 5-10 174
 Brigham Young
 3rd Year With Colts, 1st in NFL
 Free Agent - 1997
 Born: January 16, 1974

11

GAMES STARTED/PLAYED: (1997, 0/3); (1998, 0/1) Total 0/4

PRO: Signed as FA on December 23, 1997...originally signed by Colts as FA on May 5, 1997...waived on August 24, 1997...signed by Colts to practice squad on August 26, 1997...signed to active roster on September 13, 1997...waived on October 8, 1997...signed by Colts to practice squad on October 10, 1997.

1998: Spent weeks 1 and 3-15 on practice squad...totaled 4-75, 18.8 KOR avg. with long of 28 and 1-4 PR vs. Carolina 12/27 for seasonal totals.

CAREER NOTES: 1997: Saw action 9/14 vs. Seattle, 9/21 at Buffalo and 10/5 vs. NY Jets...spent other 13 games on practice squad...did not have any receptions...had one assisted special teams tackle vs. Jets.

COLLEGE: Four-year letterman...career totals included 82-1,230, 8 TDs receiving...posted 42-658, 5 TDs receiving as **senior**...had TD grabs in final five games...was 24-359, 2 TDs receiving as **junior**...was 15-201, 1 TD receiving as **sophomore**...was 1-12 receiving vs. Air Force for **freshman** receiving totals...was redshirt in 1992...holds degree in psychology.

PERSONAL: Full name is Roy Kaiponohea McGuire...born in Honolulu, Hawaii...attended St. Louis (Pearl City, Hawaii) High School...first name means "handsome sweetheart" in Hawaiian...single...resides in Tacoma, Wash.



STEVE MCKINNEY

Offensive Guard 6-4 302
 Texas A&M
 2nd Year With Colts
 Draft-4, 1998 (93rd overall)
 Born: October 15, 1975

76

GAMES STARTED/PLAYED: (1998, 16/16) Total 16/16

1998: Started 16 games at LG...was one of only four NFL rookie OL (RT-Jason Fabini, N.Y. Jets; RT-Ephraim Salaam, Atlanta; LT-Tra Thomas, Philadelphia) to start each game and the only guard...was only fourth OG in club history to earn All-Rookie honors (Chris Hinton, 1983; Ron Salt, 1984; Tarik Glenn, 1997)...played each snap and was member of line that allowed only 22 sacks, the 2nd-lowest total in NFL (19, Dallas), the 2nd-lowest total in a non-strike season

in club history (19, 1969) and down from a franchise high of 62 in 1997...Colts set club record with NFL best ratio of one sack allowed per 27.2 pass attempts...Colts allowed one sack per every 9.4 attempts in 1997...helped RB-Marshall Faulk post 324-1,319 rushing and 86-908 receiving for an NFL-high 2,227 total yards from scrimmage...helped Colts post seven 100+ rushing outings...Pro Football Weekly NFL All-Rookie 1st-team.

COLLEGE: Four-year letterman and three-year starter...started final 32 games of career at LG...started 12 games at LG as **senior** and earned 1st-team All-Big 12 honors...helped offense avg. 205.4 ypg. rushing...started 12 games at LG as **junior** and earned 2nd-team All-Big 12 honors as offense averaged 404.5 ypg.... started final eight games of season at LG as **sophomore**...helped team avg. 376.6 ypg....saw action as reserve defensive end as **freshman**...posted three tackles, two solo...journalism major.

PERSONAL: Full name is Stephen Michael McKinney...attended Clear Lake (Houston, Tex.) High School...lettered in basketball and saw action as DE and TE in football...named AP All-State as senior...McKinney and his wife, Tiffany, reside with their daughter, Jordan (5/24/99), in Indianapolis, Ind.



ADAM MEADOWS

Offensive Tackle 6-5 299

Georgia

3rd Year With Colts

Draft-2, 1997 (48th overall)

Born: January 25, 1974

73

GAMES STARTED/PLAYED: (1997, 16/16); (1998, 14/14) Total 30/30

1998: Started first 14 games at RT after starting 16 games at LT in 1997...DNP final two games with left shoulder injury...was member of line that allowed only 22 sacks, the 2nd-lowest total in NFL (19, Dallas), the 2nd-lowest total in a non-strike season in club history (19, 1969) and down from a franchise high of 62 in 1997...Colts set club record with NFL best ratio of one sack allowed per 27.2 pass attempts...Colts allowed one sack per every 9.4 attempts in 1997...helped RB-Marshall Faulk post 324-1,319 rushing and 86-908 receiving for an NFL-high 2,227 total yards from scrimmage...helped Colts post seven 100+ rushing outings.

CAREER NOTES: 1997: Started all 16 games at LT...along with RG-Tarik Glenn became club's first opening day rookie starters on offensive line since 1984 (RG-Ron Solt)...Meadows and Glenn joined Solt, ROLB-Duane Bickett (1985) and RB-Marshall Faulk (1994) as only rookies with 16 starts since club's 1984 move to Indianapolis (OG-Steve McKinney did it in 1998)...Meadows teamed with Glenn, C-Jay Leeuwenburg, RT-Tony Mandarich and LG-Doug Widell to start each game and join Tennessee Oilers as only NFL teams to start all five offensive linemen intact throughout 1997 season...since 1963, the only times the Colts have started the offensive line intact at the same positions throughout an entire non-strike season was 1963, 1964 and 1968...helped Faulk rush 264-1,054, 7 TDs as club posted 100+ rushing yards nine times including seven of last eight outings... helped club post 145+ rushing yards in three consecutive games (34-147, 2 TDs vs. Tampa Bay 11/2; 30-150 vs. Cincinnati 11/9; 34-147, 1 TD in 41-38 win over Green Bay 11/16) for first time since games 7-9 of 1987.

COLLEGE: Four-year starter...started all season at LT as **senior** and registered 82 knockdown blocks for offense that posted 230.6 passing ypg....started every game at split tackle as **junior** as team averaged 364.6 ypg....started **sophomore** season at tight tackles but shifted to split tackle...helped offense post school-record 5,135 seasonal yards...received team's "Biggest Offensive Surprise" award as **freshman**...started season at tight end before switching to tight tackle and starting final seven games as team posted 322.9 passing ypg....redshirted in 1992...speech communications major.

PERSONAL: Full name is Adam Jonathan Meadows...born in Powder Springs, Ga....lettered in football and basketball at McEachern High School...instructor for Colts 101, an annual women's football clinic...Meadows and his wife, Courtney, reside in Indianapolis, Ind.



MONTY MONTGOMERY

Defensive Back 5-11 197

Houston

3rd Year With Colts

Draft-4, 1997 (117th overall)

Born: December 8, 1973

34

GAMES STARTED/PLAYED: (1997, 3/16), (1998, 5/16) **Total 8/32**

1998: Started at RCB 11/8 at Miami, LCB 11/29 at Baltimore and 12/6 at Atlanta and as 5th-DB 10/18 at San Francisco and 12/20 at Seattle...posted 53 tackles, 46 solo, 13 passes defended, two sacks (23 yards), two RF, one FF and one int. (22 yards)...ranked 3rd on team in passes defended...had 11 special teams tackles, eight solo...had season-high 10 solo tackles with two sacks, two passes defended and one RF at Atlanta...had six tackles, five solo, at Miami, 11/22 at Buffalo, and at Baltimore...had three passes broken up 11/1 vs. New England...had int. of QB-Dan Marino at Miami...had FF 10/18 at San Francisco and other RF 12/27 vs. Carolina.

CAREER NOTES: 1997: Started final three games at LCB in place of injured Carlton Gray...posted 23 tackles, 18 solo, five passes defended, one sack (16 yards), one FF and one pressure...added nine special teams tackles, eight solo...had six tackles, three solo, as starter 12/7 at Jets...had four tackles, three solo, 11/30 at New England...had three passes defended 9/14 vs. Seattle...had sack and FF 11/16 vs. Green Bay which resulted in 33t return by DE-Al Fontenot...also had deflected pass resulting in LB-Quentin Coryatt int. and FG.

COLLEGE: Four-year letterman...career totals included 37 games with 18 starts, 126 total tackles, 95 solo, 25 passes defended, eight ints., two RF and one FF...started 11 games at LCB as **senior** and earned first-team Conference USA honors...posted 51 tackles, 41 solo, 16 passes defended, six ints. and one sack (nine yards)...had seven tackles vs. Syracuse in Liberty Bowl...saw action in four games as **junior** and had 21 tackles, 16 solo...saw action in 11 games as **sophomore**, starting first two games at RCB...posted 36 tackles, 26 solo, and one int...saw action in 11 games as **freshman** and had 18 tackles, 12 solo, and one int...redshirted in 1992...kinesiology major.

PERSONAL: Full name is Delmonico Montgomery...born in Dallas, Tex....attended Gladewater (Tex.) High School...earned all-district honors in football and basketball and qualified for regionals in 300-meter hurdles as junior...single...resides in Gladewater, Tex.

CAREER STATISTICS

| YEAR | ST/PL | SOLO | AST | TOT | SKS | PD | FF | FR | INTS | YDS | AVG | LG | TD |
|--------------|-------------|-----------|-----------|-----------|------------|-----------|----------|----------|----------|-----------|-------------|-----------|----------|
| 1997 | 3/16 | 18 | 5 | 23 | 1.0 | 5 | 1 | 0 | 0 | 0 | 0.0 | 0 | 0 |
| 1998 | 5/16 | 46 | 7 | 53 | 2.0 | 13 | 1 | 2 | 1 | 22 | 22.0 | 22 | 0 |
| TOTAL | 8/32 | 64 | 12 | 76 | 3.0 | 18 | 2 | 2 | 1 | 22 | 22.0 | 22 | 0 |



LARRY MOORE

Offensive Guard 6-2 312

Brigham Young

2nd Year With Colts

Free Agent - 1998

Born: June 1, 1975

72

GAMES STARTED/PLAYED: (1997, 0/0); (1998, 5/6) **Total 5/6**

PRO: Signed as FA on January 29, 1998...originally signed by Seattle as FA on April 25, 1997...waived on August 18, 1997...signed by Washington to practice squad on August 26, 1997...terminated from practice squad on September 2, 1997...signed by Seattle to practice squad on October 22, 1997...contract expired on December 29, 1997.

1998: Saw action in last six games, starting last five at RG...inactive for first 10 games...helped club post 540 net yards (4th-highest total in club history) and 23-196, 1 TD rushing as starting RG 11/29 at Baltimore...helped team rush 31-128, 2 TDs as starting RG vs. Cincinnati 12/13.

CAREER NOTES: 1997: Spent week one on Washington practice squad...spent weeks 8-16 on Seattle practice squad.

COLLEGE: Two-year starter...earned first-team All-WAC honors as junior and **senior**...played center as senior and guard as **junior**...transferred from Grossmont Junior College in El Cajon, Calif....earned Scholar-Leader honors from the National Football Foundation...played in East-West Shrine Game...computer science major and pre-Medicine minor.

PERSONAL: Full name is Larry Maceo Moore...born in San Diego, Calif....attended Monte Vista High School (Spring Valley, Calif.)...single...resides in La Mesa, Calif.



JEROME PATHON

Wide Receiver 6-0 187

Washington

2nd Year With Colts

Draft-2, 1998 (32nd overall)

Born: December 16, 1975

86

GAMES STARTED/PLAYED: (1998, 15/16) Total 15/16

1998: Started 15 of 16 games, missing only start 11/15 vs. NY Jets when club opened in two-TE alignment...was 50-511, 1 TD receiving for 2nd-highest rookie reception and yardage totals in NFL (Randy Moss, Minnesota, 69-1,313)...joined RB-Royce Womble (1954), WR-Bill Brooks (1986), WR-Andre Rison (1989) and WR-Sean Dawkins (1993) as only Colts' rookies with reception in each game...joined WR-Marvin Harrison (1996) and WR-Raymond Butler (1980) to become only third Colts rookie WR with opening day start since 1980...receptions tied for 5th-best rookie total in club history (65, Brooks, 1986; 64, Harrison, 1996; 52, Rison, 1989; 50, RB-Randy McMillan, 1981)...joined RB-Marshall Faulk (86) and Harrison (59) to form only sixth 50+ seasonal reception trio in club history and joined Rison (1989), Faulk (1994) and Harrison (1996) as only rookies to form such trio...posted multiple receptions in 13 of 16 games and 3+ catches nine times...was 7-56 vs. New England 11/1 for top reception outing...was 6-66 at Seattle 12/20 and 3-66 vs. New Orleans 9/27 for top yardage outings...had 5t reception 11/29 at Baltimore for lone score...was 5-48 vs. Cincinnati 12/13 and 5-35 vs. Carolina 12/27...was 3-(-2) rushing (1-3 vs. Miami 9/6, 1-(-9) vs. New Orleans and 1-4 at Miami 11/8).

HONORS: 1998: Pro Football Weekly, College and Pro Football Weekly, Football News and Football Digest NFL All-Rookie 1st-Team.

COLLEGE: Three-year letterman and two-year starter...career totals included 33 games with 19 starts, 125-2,063, 16 TDs receiving...ranked 2nd in school history in yards and TDs and 4th in receptions...also posted 38-428, 11.3 PR avg. and 24-620, 25.8 KOR avg....saw action in 11 games with nine starts as **senior**...posted 69-1,245, 8 TDs receiving to set school seasonal records for receptions and yards...also totaled 19-209, 11.0 PR avg. and 16-386, 24.1 KOR avg....had six 100+ receiving outings...was 8-182, 2 TDs vs. San Diego State, 7-164 vs. Oregon, 7-163 vs. BYU and 5-195 vs. Nebraska...was 4-54 in Aloha Bowl win over Michigan State...saw action in 11 games with 10 starts as **junior**...was 41-618, 7 TDs receiving...posted 18-217, 12.1 PR avg. and 7-204, 29.1 KOR avg....was 6-128, 2 TDs vs. Stanford...was 5-96 with 86t KOR vs. Colorado in Holiday Bowl...saw reserve action in 11 games as **sophomore**...was 15-200, 1 TD receiving...was 4-62, 1 TD vs. Iowa in Sun Bowl...was redshirt in 1994 after transferring from Arcadia (Nova Scotia, Can.) University...posted 44-868, 10 TDs receiving as **freshman** at Arcadia...psychology major.

PERSONAL: Full name is Jerome Pathon...born in Capetown, South Africa...attended Carson Graham (Nova Scotia, Can.) High School...qualified for Canadian national track team in long jump (23'2")...single...resides in Indianapolis, Ind.

CAREER STATISTICS

RECEIVING

RUSHING

| Year | ST/PL | No. | Yds. | Avg. | LG | TD | No. | Yds. | Avg. | LG | TD |
|--------------|--------------|-----------|------------|-------------|-----------|----------|----------|-----------|-------------|----------|----------|
| 1998 | 15/16 | 50 | 511 | 10.2 | 45 | 1 | 3 | -2 | -0.7 | 4 | 0 |
| TOTAL | 15/16 | 50 | 511 | 10.2 | 45 | 1 | 3 | -2 | -0.7 | 4 | 0 |

CAREER BEST

RECEIVING

Number: 7 vs. New England 11/1/98
Yards: 66 vs. New Orleans 9/27/98
 66 at Seattle 12/20/98
Longest: 45 vs. New Orleans 9/27/98
TDs: 1 at Baltimore 11/29/98

RUSHING

Number: 1 vs. Miami 9/6/98
 vs. New Orleans 9/27/98
 at Miami 11/8/98
Yards: 4 at Miami 11/8/98



MARCUS POLLARD

Tight End 6-4 257
 Bradley
 5th Year With Colts
 Free Agent - 1995
 Born: February 8, 1972

81

GAMES STARTED/PLAYED: (1995, 0/8); (1996, 4/16); (1997, 6/16); (1998, 11/16) Total 21/56

PRO: Signed to active roster from practice squad on October 10, 1995...originally signed by Colts as FA on January 24, 1995...waived on August 22, 1995...signed by Colts to practice squad on August 28, 1995.

1998: Started games 2-4 and 9-16 as H-Back...posted career seasonal-bests in receptions (24), yards (309) and TDs (4)...had 10 special teams tackles, four solo...was 6-53 receiving 9/13 at New England for career-best receptions out-ing...was 3-53 with 32-yard grab 9/6 vs. Miami...was 5-40 with 15t vs. New England 11/1...posted 2-65 with 44t vs. Carolina 12/27...had 14t grab for lone catch of game with 0:24 remaining for 24-23 win 11/15 vs. NY Jets...game marked Jets only divisional loss of 1998...had 1t reception 12/20 at Seattle.

CAREER NOTES: 1997: Ranked 3rd on club in special teams tackles with 13, nine solo...earned starts in two-TE alignment in games 1-3 and 10/26 at San Diego...earned start in place of injured TE-Ken Dilger 10/5 vs. Jets and 10/12 at Pittsburgh...posted 10-116 receiving...was 3-55 with season-long 28-yarder at Pittsburgh...was 3-31 vs. Jets...had 2-point conversion reception from QB-Kelly Holcomb vs. Tampa Bay 11/2. **1996:** Earned starts 11/3 vs. San Diego, 11/10 at Miami, 11/17 vs. Jets and 12/5 vs. Philadelphia when club opened in 2-TE alignment...ranked 3rd on team in special teams tackles with 14, 11 solo...was 6-86, 1 TD receiving...had 48t from QB-Jim Harbaugh for first career reception 9/15 at Dallas...earned first career start 11/3 vs. San Diego and had 11-yard 4th-down reception...was 2-19 receiving vs. Buffalo 12/1. **POST-SEASON:** Had one solo special teams tackle 12/29 at Pittsburgh.

1995: Was inactive for games 8-10...saw action in games 6-7 and 11-16...saw primary action on special teams, totaling six tackles, four solo. **POST-SEASON:** Saw reserve action at Kansas City 1/7/96 and at Pittsburgh 1/14/96...totaled one assisted special teams tackle at Pittsburgh.

COLLEGE: Did not play college football...two-year starter at power forward in basketball...career totals included 58 games, 49 starts, 424 points (7.3 avg.) and 289 rebounds (5.0 avg.)...saw action in 31 games with 27 starts as **senior**...totaled 211 points (6.8 avg.) and 147 rebounds (4.7 avg.)...saw action in 27 games with 22 starts as **junior**...posted 213 points (7.9 avg.) and 142 rebounds (5.3 avg.)...transferred to Bradley after starting two years at Seward County Community College (liberal, Kan.)...averaged 15 ppg. and 9.5 rpg. as **sophomore**...criminal justice major.

PERSONAL: Full name is Marcus Lajuan Pollard...born in Valley, Ala....attended Valley High School...has two rot-tweiler's, Oscy and Kelsey...single...resides in Indianapolis, Ind.

CAREER STATISTICS
 RECEIVING

| Year | ST/PL | No. | Yds. | Avg. | LG | TD |
|--------------|--------------|-----------|------------|-------------|------------|----------|
| 1995 | 0/ 8 | 0 | 0 | 0.0 | 0 | 0 |
| 1996 | 4/16 | 6 | 86 | 14.3 | 48t | 1 |
| 1997 | 6/16 | 10 | 116 | 11.6 | 28 | 0 |
| 1998 | 11/16 | 24 | 309 | 12.9 | 44t | 4 |
| TOTAL | 21/56 | 40 | 511 | 12.8 | 48t | 5 |

CAREER BEST
 RECEIVING

| | | |
|---------------------|-----------------|----------|
| Number: 6 | at New England | 9/13/98 |
| Yards: 55 | at Pittsburgh | 10/12/97 |
| Longest: 48t | at Dallas | 9/15/96 |
| TDs: 1 | at Dallas | 9/15/96 |
| | vs. New England | 11/ 1/98 |
| | vs. N.Y. Jets | 11/15/98 |
| | at Seattle | 12/20/98 |
| | vs. Carolina | 12/27/98 |



TYRONE POOLE

Defensive Back 5-8 188
 Fort Valley State
 2nd Year With Colts, 5th in NFL
 Trade (Carolina) - 1998
 Born: February 3, 1972

38

GAMES STARTED/PLAYED: (1995, 13/16); (1996, 15/15); (1997, 16/16); (1998, 15/15) **Total 59/62 Total with Colts 15/15**

PRO: Acquired in trade with Carolina on July 22, 1998 for D2-99...originally was D1-95 by Carolina, the 22nd selection overall.

1998: DNP 11/8 at Miami due to leg injury...started other 15 games at RCB...posted 58 total tackles, 51 solo, 17 passes defended and one int....added five special teams tackles, three solo, and was 12-107, 8.9 PR avg....had season-high 10 solo tackles and was 1-7 PR 10/11 vs. Buffalo...posted nine tackles, five solo, 12/6 at Atlanta...had five solo tackles, three passes defended and was 2-6, 3.0 PR avg. 10/18 at San Francisco...had five solo tackles 11/22 at Buffalo and 12/13 vs. Cincinnati...had four tackles, three solo, one int. and was 3-27, 9.0 PR avg. with long of 11 vs. New Orleans 9/27...was 3-34, 11.3 PR avg. with season-long 16-yarder 11/1 vs. New England.

CAREER NOTES: 1997: Started 16 games at RCB for Carolina...posted 60 tackles, 53 solo, 18 passes defended, two ints. (0 yards), one sack (10 yards), one FF and one RF...was 26-191, 7.3 PR avg....had seven solo tackles and one sack 8/31 vs. Washington...had seven solo tackles and was 4-56, 14.0 PR avg. with season-long 40-yarder 11/23 at St. Louis...had five solo tackles, five passes defended and one FF 10/26 vs. Atlanta...had five solo tackles 12/14 vs. Green Bay...had ints. 9/21 vs. Kansas City and 11/2 vs. Oakland...had RF 9/7 at Atlanta...was 6-31, 5.2 avg. vs. Kansas City and 3-21, 7.0 avg. vs. Washington for other top PR games. **1996:** Started 15 games and both post-season contests...inactive 10/13 vs. St. Louis with calf injury...totaled 80 tackles, 65 solo, 22 passes defended, one int. (35 yards) and one RF...had season-high nine tackles 9/8 at New Orleans...posted eight tackles 12/8 at San Francisco and seven tackles 12/1 vs. Tampa Bay...had RF 10/27 at Philadelphia and int. 12/15 vs. Baltimore. **1995:** Saw action in 16 games with 13 starts...started season opener 9/3 at Atlanta and final 12 contests...had 68 tackles, 60 solo, 16 passes defended, three FF, two sacks (16 yards) and two ints. (eight yards)...had season-high 11 tackles and two FF 11/5 at San Francisco...had int. (four yards), FF and sack (five yards) 11/19 vs. Arizona...had other int. (four yards) 10/15 vs. NY Jets...had other sack (11 yards) 11/12 at St. Louis.

HONORS: 1995: College and Pro Football Newsweekly, Pro Football Writers of America, NFC All-Rookie first-team.

COLLEGE: Four-year starter...career totals included 42 games with 41 starts and 17 ints. (262 yards)...added 70-934, 13.3 PR avg....had four TDs via int. and two via PR...was Southern Intercollegiate Athletic Conference Player-of-the-Year as senior...also set school record for 200-meter dash and finished second in national finals...business major.

PERSONAL: Full name is Tyrone Poole...born in LaGrange, Ga....attended LaGrange (Ga.) High School... single...resides in Atlanta, Ga.

CAREER STATISTICS

| YEAR | ST/PL | SOLO | AST | TOT | SKS | PD | FF | FR | INTS | YDS | AVG | LG | TD |
|--------------|--------------|------------|-----------|------------|------------|-----------|----------|----------|----------|-----------|------------|-----------|----------|
| 1995 Car. | 13/16 | 60 | 8 | 68 | 2.0 | 16 | 3 | 0 | 2 | 8 | 4.0 | 4 | 0 |
| 1996 Car. | 15/15 | 65 | 15 | 80 | 0.0 | 22 | 0 | 1 | 1 | 35 | 35.0 | 35 | 0 |
| 1997 Car. | 16/16 | 53 | 7 | 60 | 1.0 | 18 | 1 | 1 | 2 | 0 | 0.0 | 0 | 0 |
| 1998 | 15/15 | 51 | 7 | 58 | 0.0 | 17 | 0 | 0 | 1 | 0 | 0.0 | 0 | 0 |
| TOTAL | 59/62 | 229 | 37 | 266 | 3.0 | 73 | 4 | 2 | 6 | 43 | 7.1 | 35 | 0 |

CAREER BEST INTERCEPTIONS

Number: 1 six times
Yards: 35 vs. Baltimore 12/15/96
Longest: 35 vs. Baltimore 12/15/96



ANDRE ROYAL

Linebacker 6-2 220

Alabama

2nd Year With Colts, 5th in NFL

Trade (New Orleans) - 1998

Born: December 1, 1972

56

GAMES STARTED/PLAYED: (1995, 0/12); (1996, 0/16); (1997, 13/16); (1998, 9/13) **Total 22/57**
Total with Colts 9/13

PRO: Acquired in trade with New Orleans for TE-Scott Slutzker on August 31, 1998...originally signed as FA by Baltimore on May 2, 1995...waived on August 21, 1995...signed by Carolina to practice squad on August 30, 1995...signed to active roster on September 26, 1995...signed by New Orleans as RFA on April 8, 1998.

1998: Started games 3-4, 8, and 14 at RLB, games 9-12 at llB and game 7 at LB as club opened in 4-2-5 alignment...DNP 12/6 at Atlanta due to violation of club policy...DNP last two games with left knee sprain suffered 12/13 vs. Cincinnati...posted 46 tackles, 29 solo, three pressures and two passes defended...added seven special teams tackles, six solo...had season-high nine tackles, seven solo, and one pressure 11/1 as starting RLB vs. New England...had seven tackles, five solo, at Miami 11/8...had seven tackles, four solo, 11/15 vs. NY Jets.

CAREER NOTES: **1997:** Started 13 games at llB for Carolina...ranked 3rd on team in total tackles with 107, 66 solo, and 2nd on team with five sacks (40 yards)...added six passes defended, four pressures, three FF and one RF...had career-high 10 tackles vs. Kansas City 9/21...had three sacks vs. San Diego 9/14. **1996:** Saw reserve action in 16 games and posted 12 tackles, 11 solo...led team with 26 total special teams tackles...had six tackles 9/29 at Jacksonville. **1995:** Saw reserve action in 12 games...posted three solo tackles...ranked 3rd on team with 16 special teams tackles...had four special teams tackles 10/22 vs. New Orleans.

COLLEGE: Three-year letterman...started seven games as **senior** and recorded 43 tackles, two sacks and one pressure...had 25 tackles and three sacks as **junior**...saw action in four games as sophomore before suffering season-ending knee injury...had four tackles and one RF...moved to OLB after practicing in secondary as freshman.

PERSONAL: Full name is Andre Pierre Royal...born in North Port, Ala....attended Tuscaloosa (Ala.) County High School...would like to pursue an acting career when playing days are over...single...splits time between Charlotte, N.C., and Tuscaloosa, Ala., in the off-season.

CAREER STATISTICS

| YEAR | ST/PL | SOLO | AST | TOT | SKS | PD | FF | FR | INTS | YDS | AVG | LG | TD |
|--------------|--------------|------------|-----------|------------|------------|----------|----------|----------|----------|----------|------------|----------|----------|
| 1995 | Car. 0/12 | 3 | 0 | 3 | 0.0 | 0 | 0 | 0 | 0 | 0 | 0.0 | 0 | 0 |
| 1996 | Car. 0/16 | 11 | 1 | 12 | 0.0 | 1 | 1 | 0 | 0 | 0 | 0.0 | 0 | 0 |
| 1997 | Car. 13/16 | 66 | 41 | 107 | 5.0 | 6 | 3 | 1 | 0 | 0 | 0.0 | 0 | 0 |
| 1998 | 9/13 | 29 | 17 | 46 | 0.0 | 2 | 0 | 0 | 0 | 0 | 0.0 | 0 | 0 |
| TOTAL | 22/57 | 109 | 59 | 168 | 5.0 | 9 | 4 | 1 | 0 | 0 | 0.0 | 0 | 0 |



MARK THOMAS

Defensive End 6-5 265

North Carolina State

2nd Year With Colts, 8th in NFL

Waivers (Chicago) - 1998

Born: May 6, 1969

90

GAMES STARTED/PLAYED: (1993, 1/11); (1994, 0/9); (1995, 0/10); (1996, 0/13); (1997, 7/16); (1998, 5/14) **Total 13/73** **Total with Colts 1/4**

PRO: Claimed off waivers from Chicago on December 2, 1998...originally was D4-92 by San Francisco...signed five times to San Francisco practice squad between October 6, 1992 through December 22, 1992...signed to active ros-

ter on January 1, 1993...claimed by Carolina in expansion draft February 15, 1995...signed by Panthers as FA on May 5, 1995...signed as UFA by Carolina February 14, 1997...signed as UFA by Chicago May 2, 1997...waived on November 30, 1998.

1998: Played in 10 games with four starts for Bears...finished season with Colts, playing in four games with one start...had one solo tackle, two hits and one pressure 12/13 vs. Cincinnati...started at LDE 12/20 at Seattle and posted four tackles, two solo...had one solo tackle, one sack (seven yards), two passes defended and one int. 12/27 vs. Carolina.

CAREER: 1997: Played in all 16 games with Chicago...registered career-high in tackles (50), sacks (4.5), FF (2) and starts (7)...recorded first sack of season 10/27 at Miami...had five tackles, one sack 11/2 vs. Washington...earned first start of season 11/3 at Minnesota and had three tackles...posted career-high eight tackles, a FF and one sack 11/23 vs. Tampa Bay. **1996:** Totaled nine tackles, six solo...posted career-high four sacks...registered two sacks 11/17 at St. Louis. **1995:** Registered 19 tackles, nine solo, and two sacks...posted first career multiple sack game with two 11/19 vs. Arizona...was placed on IR on 11/28 (finger). **1994:** Recorded four solo tackles and one sack...had lone sack 9/5 vs. Raiders. **1993:** Contributed 15 tackles, 0.5 sacks and FR...posted four tackles in first career start 12/5 vs. Cincinnati. **1992:** Injured right ankle in first preseason game and was placed on IR for the season 9/1.

COLLEGE: Four-year letterwinner...totaled 46 tackles, three FF, two FR and three sacks as **senior**...All-ACC first-team...had season-high 10 tackles, including two sacks, vs. North Carolina...started 10 games as **junior**...posted 41 tackles, 21 solo, and five sacks...played in all 11 games at LB as **sophomore**...registered career-high 62 tackles...posted personal-best 16 tackles vs. Clemson...played in 10 games as **freshman**...started first four games at OLB before suffering shoulder injury...totaled 42 tackles...was redshirted freshman year...holds degree in economics and business.

PERSONAL: Full name is Mark Thomas...born in Lilburn, Ga....attended Lilburn High School...named team's Most Valuable Player following senior season...played TE and LB...also lettered in track...single...resides in Lilburn, Ga.

CAREER STATISTICS

| YEAR | ST/PL | SOLO | AST | TOT | SKS | PD | FF | FR | INTS | YDS | AVG | LG | TD |
|--------------|--------------|-----------|-----------|------------|-------------|----------|----------|----------|----------|----------|------------|----------|----------|
| 1992 SF | | | | | | | | | | | | | |
| 1993 SF | 1/11 | 13 | 2 | 15 | 0.5 | 0 | 0 | 1 | 0 | 0 | 0.0 | 0 | 0 |
| 1994 SF | 0/ 9 | 4 | 0 | 47 | 1.0 | 0 | 0 | 0 | 0 | 0 | 0.0 | 0 | 0 |
| 1995 Car. | 0/10 | 9 | 10 | 19 | 2.0 | 1 | 0 | 0 | 0 | 0 | 0.0 | 0 | 0 |
| 1996 Car. | 0/13 | 6 | 3 | 9 | 4.0 | 0 | 0 | 0 | 0 | 0 | 0.0 | 0 | 0 |
| 1997 Chi. | 7/16 | 21 | 29 | 50 | 4.5 | 1 | 2 | 1 | 0 | 0 | 0.0 | 0 | 0 |
| 1998 | 5/14 | 9 | 17 | 26 | 5.0 | 4 | 1 | 0 | 0 | 0 | 0.0 | 0 | 0 |
| TOTAL | 13/73 | 62 | 61 | 123 | 17.0 | 6 | 3 | 2 | 0 | 0 | 0.0 | 0 | 0 |

INJURED RESERVE



VAN TUINEI

Defensive End 6-4 275

Arizona

2nd Year With Colts, 3rd in NFL

Free Agent - 1998

Born: February 16, 1971

98

GAMES STARTED/PLAYED: (1997, 0/3); (1998, 0/12) Total 0/15 Total with Colts 0/12

PRO: Signed as FA on September 16, 1998...originally signed as FA by San Diego on April 21, 1997.

1998: Saw reserve action in games 3-6, 8, and 10-16...inactive 10/18 at San Francisco and 11/8 at Miami...posted 18 tackles, 12 solo, two sacks (12 yards), two pressures, one hit, one FF and one RF...had three tackles, two solo, and one sack (10 yards) 12/6 at Atlanta...had three tackles, two solo, one FF and one RF...posted two tackles, one solo, and one sack (two yards) 9/27 vs. New Orleans.

CAREER NOTES: 1997: Saw action in three games for San Diego...had one solo tackle 10/21 at Denver for seasonal totals...also saw action in season opener 8/31 at New England and 11/23 at San Francisco...inactive games 2-11 and 13-15.

COLLEGE: Started eight contests as a senior and notched 38 tackles, five sacks and 9.5 tackles behind the line of scrimmage...top performance was an eight-tackle and 2.5 sack effort vs. Washington State...junior college Gridwire All-American selection at Golden West College in Huntington Beach, California...media arts major.

PERSONAL: Full name is Vaego Van Tuinei...born in Garden Grove, Calif....attended Westminster High School...resides with his son, Lavasier Tauqai (9/29/90), in Westminster, Calif.

CAREER STATISTICS

| YEAR | ST/PL | SOLO | AST | TOT | SKS | PD | FF | FR | INTS | YDS | AVG | LG | TD |
|--------------|-------------|-----------|----------|-----------|------------|----------|----------|----------|----------|----------|------------|----------|----------|
| 1997 SD | 0/ 3 | 1 | 0 | 1 | 0.0 | 0 | 0 | 0 | 0 | 0 | 0.0 | 0 | 0 |
| 1998 | 0/12 | 12 | 6 | 18 | 2.0 | 0 | 1 | 1 | 0 | 0 | 0.0 | 0 | 0 |
| TOTAL | 0/15 | 13 | 6 | 19 | 2.0 | 0 | 1 | 1 | 0 | 0 | 0.0 | 0 | 0 |



MIKE VANDERJAGT

Kicker 6-5 210

West Virginia

2nd Year With Colts

Free Agent -1998

Born: March 24, 1970

12

PRO: Signed as FA on March 4, 1998.

1998: Was 27-31 FGs and 23-23 PATS for 104 points...posted .871 FG pct....marked 3rd-best seasonal pct. in club history (.900, Cary Blanchard, 36-40, 1996; .889, Dean Biasucci, 24-27, 1987) and 3rd-best seasonal FG pct. of any rookie or first-year kicker in NFL history (.919, Richie Cunningham, Dallas, 1997; .880, Roger Ruzek, Dallas, 1987)...ranks 1st in career FG pct. among all Colts kickers with minimum of 30 atts...27 FGs ranked T-4th in AFC, T-8th in NFL and marked 4th-highest team seasonal total while 104 total points ranked as T-8th highest seasonal total in club history and T-7th in seasonal kick-scoring points...began season with eight consecutive made FGs to rank as 3rd-best Colts career start (9, Raul Allegre, 1983, and Cary Blanchard, 1995)...Allegre total is also rookie record...was 14-18 from 40+ yards and 6-9 from 50+ yards to tie club seasonal mark (6, Dean Biasucci, 1988)...had 50+ FGs 9/6 vs. Miami (51), 9/27 vs. New Orleans (52), 10/4 vs. San Diego (51), 11/1 vs. New England (50), 11/29 at Baltimore (53) and 12/13 vs. Cincinnati...51-yard strike vs. Miami extended Colts NFL record to 13 consecutive seasons with at least one 50+ FG...is sixth player to move from Canadian Football League to Colts (E-Mel Embree, 1953; E-Bernie Flowers, 1956; B-Jesse Thomas, 1955-57; RB-Billy Vessels, 1956; T-Ed George, 1975).

CAREER NOTES: 1997: Saw action in 18 games with Toronto Argonauts and helped lead team to Grey Cup Championship...topped Canadian Football League in punting avg. with 118-5,303, 44.9 avg....added 33-43 FGs with long of 51 and 77-77 PATs...was 5-5 FGs in Grey Cup and 9-9 total in two Grey Cup appearances...career CFL totals include 238-10,434-43.8 punting avg., 73-99 FGs and 136-136 PATs. **1996:** Saw action in 18 games with Toronto and helped lead team to Grey Cup Championship...was 103-4,459-43.3 punting avg. with long of 70...was 40-56 FGs with long of 51 and 59-59 PATs. **1995:** Did not play...signed by Toronto as free agent on March 16, 1995, and was released on June 25, 1995. **1994:** Did not play...signed by Toronto as free agent on February 15, 1994...released on June 13, 1994...signed by Hamilton Tiger-Cats as free agent on June 24, 1994, and was released on July 11, 1994. **1993:** Saw action in two games for Saskatchewan Roughriders...was 17-672-39.5 punting avg. with long of 59.

HONORS: 1998: Pro Football Weekly, College and Pro Football Weekly and Football Digest NFL All-Rookie first-team.

COLLEGE: Two-year letterman (1991-92)...was 15-20 FGs and 27-32 PATs as **senior** kicker...posted 52-2,040-39.2 PR avg. as **junior**...transferred from Allan Hancock (Calif.) Junior College...was all-conference punter and team's starting quarterback...originally signed as quarterback at Michigan State in 1979...holds degree.

PERSONAL: Full name is Mike Vanderjagt...born in Oakville, Ontario...lettered in basketball, football, soccer and track at White Oaks High School...is an aspiring actor who served as kicking double for Tony Danza in the football movie "The Garbage Pickin' Field Goal Kickin' Philadelphia Phenomenon"...instructor for Colts 101, an annual women's football clinic...Vanderjagt and his wife, Janalyn, reside with their son, Jay Michael (4/13/99), in Toronto, Canada.

CAREER STATISTICS

| YEAR | FGM - FGA | PCT | PATs | PCT | LG | PTS | 1-19 | 20-29 | 30-39 | 40-49 | 50+ | TOT |
|--------------|----------------|-------------|--------------|--------------|-----------|------------|-------------|-------------|-------------|-------------|------------|--------------|
| 1998 | 27 - 31 | 87.1 | 23-23 | 100.0 | 53 | 104 | 1- 1 | 8- 8 | 4- 4 | 8- 9 | 6-9 | 27-31 |
| TOTAL | 27 - 31 | 87.1 | 23-23 | 100.0 | 53 | 104 | 1- 1 | 8- 8 | 4- 4 | 8- 9 | 6-9 | 27-31 |



BERNARD WHITTINGTON

Defensive End 6-5 280

Indiana

6th Year With Colts

Free Agent - 1994

Born: August 20, 1971

95

GAMES STARTED/PLAYED: (1994, 8/13); (1995, 13/16); (1996, 14/16); (1997, 6/15); (1998, 11/15) Total 52/75

PRO: Signed as FA on May 5, 1994.

1998: Started games 1 and 11 at LDT, games 4-6 at RDE and games 8-10, 12, 14 and 16 at LDE...saw reserve action in games 2-3, 7 and 15...was inactive with groin injury 12/6 at Atlanta...ranked T5th on team in tackles with 75, 39 solo...added eight pressures, six hits, four sacks (23 yards), two RF and one FF...had season-high nine tackles, six solo, 10/11 vs. Buffalo...had eight tackles, six solo, and one FF as starting RDE 9/27 vs. New Orleans...posted eight tackles, five solo, 12/27 vs. Carolina...had seven tackles, two solo, and one sack (four yards) 12/20 at Seattle...had seven tackles, two solo, and one sack (eight yards) as starting LDT 11/22 at Buffalo...had six tackles, two solo, and one RF 10/4 vs. San Diego...had other sacks 11/15 vs. NY Jets (eight yards) and 12/13 vs. Cincinnati (three yards)...had other RF 11/8 at Miami.

CAREER NOTES: 1997: Started final six games (games 11-12 at RDT, games 13-16 at LDT)...inactive 10/20 vs. Buffalo with rib injury...posted 63 tackles, 40 solo, nine pressures and two hits...had season-high nine tackles, four solo, 12/14 vs. Miami...had eight tackles, five solo, and two pressures 11/30 vs. New England...had seven tackles, five solo, and four pressures 12/21 at Minnesota...totaled six tackles, five solo, 10/26 at San Diego and six tackles, four solo, 11/16 vs. Green Bay. **1996:** Started games 1-4 and 9-16 at LDE...started 10/6 at Buffalo at RDE and 10/20 vs. New England at LDT...saw reserve action 10/13 vs. Baltimore and 10/27 at Washington...ranked 2nd among DL in total tackles with 85, 45 solo, while ranking T4th with 12 pressures...added nine hits, three sacks (23 yards), two FF and two passes defended...had 12 tackles, three solo, and one FF vs. San Diego 11/3...had eight tackles, three solo, one sack (15 yards) and one FF vs. Buffalo 12/1...had eight tackles, six solo, and one sack (two yards) 12/15 at Kansas City...had other sack (six yards) vs. Miami 9/23 while helping hold Dolphins to 28 rushing yards, the fewest allowed by Colts since 10/31/71 vs. Pittsburgh (26). **POST-SEASON:** Started at LDE 12/29 at Pittsburgh and posted six tackles, two solo, and one pressure. **1995:** Saw action in 16 games with 13 starts...saw reserve action for first three games...had 57 tackles, 30 solo, 12 hits, seven pressures, two sacks (11 yards), one pass defended, one FF and one RF...had career-high 10 tackles, four solo, 11/5 vs. Buffalo...had six tackles 10/8 at Miami (four solo) and 12/17 vs. San Diego (five solo)...had sacks 10/22 at Oakland (seven yards) and 11/19 at New England (four yards)...had RF 10/15 vs. San Francisco and FF 11/12 at New Orleans...partially blocked 48-yard FG 12/3 at Carolina. **POST-SEASON:** Started three games at LDE and had 12 tackles, five solo, two hits and one pressure. **1994:** Saw reserve action in games 1-3 and 8-9...was inactive games 5-7...earned starts at LDE 9/25 vs. Cleveland, 11/20 at Cincinnati and 11/27 vs. New England...earned starts at RDE 11/6 at Miami and in final four games...posted 54 tackles, 19 solo, 10 pressures and five hits...had season-high 10 tackles, two solo, at Miami...had seven tackles, three solo, at Cincinnati.

COLLEGE: Four-year letterman and two-year starter...career statistics included 109 tackles, 82 solo, 19 tackles for loss (66 yards) and six passes defended...had 33 tackles, 26 solo, and nine tackles for loss (27 yards) as senior starter...received team's Howard Brown Award for spirit...started every game as junior and totaled 43 tackles, 36 solo, and seven tackles for losses (28)...had 20 tackles, 12 solo, and two tackles for loss (five yards) as sophomore reserve...saw action as reserve outside linebacker and member of special teams as freshman...had 13 tackles, eight solo, and one tackle for loss (six yards)...was redshirted in 1989...holds degree in sport management.

PERSONAL: Full name is Bernard Maurice Whittington...born in St. Louis, Mo....played guard, tight end and defensive end at Hazelwood East High School...is an accomplished pianist who often plays in hotel lobbies to relax on road trips and has performed at Indianapolis night clubs...in 1994 Whittington and DB-Damon Watts became first Indiana University players to earn spot on Colts active roster since club's 1984 move to Indianapolis...slept in car when first joined club as FA...has added 25 pounds since joining team...composed, produced and performed (piano, vocals) on an inspiration jazz, funk and rap album entitled, 'Concerns of the World Today,' that was released in July, 1998...established Bernard Whittington Foundation for Children, which includes the upliftment of our youth through athletics as well as the arts and music...single...resides in Indianapolis, Ind.

CAREER STATISTICS

| YEAR | ST/PL | SOLO | AST | TOT | SKS | PD | FF | FR | INTS | YDS | AVG | LG | TD |
|--------------|--------------|------------|------------|------------|------------|----------|----------|----------|----------|----------|------------|----------|----------|
| 1994 | 8/13 | 7 | 5 | 12 | 0.0 | 0 | 0 | 0 | 0 | 0 | 0.0 | 0 | 0 |
| 1995 | 13/16 | 30 | 27 | 57 | 2.0 | 1 | 1 | 1 | 0 | 0 | 0.0 | 0 | 0 |
| 1996 | 14/16 | 45 | 40 | 85 | 3.0 | 2 | 2 | 0 | 0 | 0 | 0.0 | 0 | 0 |
| 1997 | 6/15 | 40 | 23 | 63 | 0.0 | 3 | 3 | 1 | 0 | 0 | 0.0 | 0 | 0 |
| 1998 | 11/15 | 39 | 36 | 75 | 4.0 | 0 | 1 | 2 | 0 | 0 | 0.0 | 0 | 0 |
| TOTAL | 52/75 | 161 | 131 | 292 | 9.0 | 6 | 7 | 4 | 0 | 0 | 0.0 | 0 | 0 |

COLTS DRAFT SELECTIONS

| Round/Choice | Name | Pos. | Ht. | Wt. | College |
|--------------|--------------------|------|------|-----|-----------------|
| 1/ 4 | Edgerrin James | RB | 6-0 | 216 | Miami (Fla) |
| 2/ 36 | Mike Peterson | LB | 6-2 | 229 | Florida |
| 3/ 63 | Brandon Burlsworth | OL | 6-3 | 308 | Arkansas |
| 4/ 96 | Paul Miranda | DB | 5-10 | 184 | Central Florida |
| 5/138 | Brad Scioli | DE | 6-3 | 277 | Penn State |
| 7/210 | Hunter Smith | P | 6-2 | 212 | Notre Dame |
| 7/250 | Corey Terry | LB | 6-3 | 258 | Tennessee |



EDGERRIN JAMES

Running Back 6-0 216

Miami (Florida)

Rookie

Draft-1, 1999 (4th overall)

Born: August 1, 1978

32

COLLEGE: Two-year starter...led Hurricanes in rushing during final two seasons...ranked second all-time on Miami's career rushing list...only player in school history to post consecutive 1,000+ rushing seasons...ranked second in school history with 497-2,960 rushing despite starting only 17 games...35 total touchdowns tied Miami record of FB-Steve McGuire (1989-92)...ranked first in school history with 14 100+ rushing games...scored three touchdowns in a game six times during career...had 12 multi-TD career games...started 11 games as **junior**...established school season records in yards and TDs with 242-1,416, 17 TDs, surpassing RB-Ottis Anderson (224-1,266, 14 TDs; 1978)...joined Anderson and RB-Danyell Ferguson as only Hurricanes to surpass 1,000 seasonal yards...had six multi-TD games...led Miami backs in receiving with 17-255, 2 TDs...led team with 58 plays exceeding 10 yards...rushed for 17 touchdowns to shatter 60-year old school record set by RB-Eddie Dunn (14) in 1938...closed out regular season with six straight 100+ rushing games to establish new school record...1,671 all-purpose yards ranked behind Anderson's 1,708 (1978) on the school's record chart...scored 114 points, surpassing previous Miami seasonal record of 107 by K-Carlos Huerta in 1988...became first Miami player to earn consecutive BIG EAST Player-of-the-Week honors...earned BIG EAST Player-of-the-Week honors after 31-162, 3 TDs rushing performance vs. West Virginia...rushed for 31-182, 2 TDs vs. Boston College...broke own school and conference single-game rushing records vs. UCLA with 39-299, 3 TDs...39 carries tied school record and broke the league mark...concluded career with 20-156, 2 TDs rushing effort in Micron PC Bowl win over N.C. State...All-BIG EAST first-team...The Sports Network All-America second-team...finalist for the Doak Walker Award, given annually to the nation's top running back...played in 10 games as **sophomore** with six starts...led Miami in rushing with 184-1,098 (6.0 avg.), 13 TDs...broke the previous school season-record of 12 TDs by Ferguson (1995) and RB-James Stewart (1994)...was 15-172, 2 TDs receiving... became third back in UM history to rush for more than 1,000 yards in a season...rushing total ranked second on Miami single-season list behind Anderson...ranked 17th in nation in rushing average (109.8 yards per game), 22nd in scoring (8.6 points per game) and 31st in all-purpose yards (138.3 per game)...eclipsed 100-yard mark in five games, the second-highest seasonal total in UM history...amassed team-high 1,383 all-purpose yards (138.3 ypg)...totaled 33-271, 3 TDs vs. Boston College...rushing total established new BIG EAST and Miami records...recorded career-long 79t catch vs. Temple...accounted for 269 yards of total offense in Temple game and 3 TDs...AP All-BIG EAST first-team...Football News All-BIG EAST...The Sports Network Sophomore All-America team...Football News honorable mention All-America...slated to be redshirted as **freshman**, but was forced into action when injuries depleted the Hurricane running corps...saw action in seven games...established UM freshman rushing record with 71-446, 2 TDs...was 6-90 receiving...became first true freshman since 1987 to eclipse 100+ mark after totaling 105 yards against Temple.

PERSONAL: Full name is Edgerrin Tyree James...attended Immokalee High School...named Parade All-American...also played linebacker and handled kickoff/field goal duties...guest speaker at area schools for DARE program...active in WEDR Student of the Week program...single...resides in Immokalee, Fla.

CAREER STATISTICS

| Year | ST/PL | RUSHING | | | | | | RECEIVING | | | |
|--------------|--------------|------------|-------------|------------|-----------|-----------|-----------|------------|-------------|-----------|----------|
| | | No. | Yds. | Avg. | LG | TD | No. | Yds. | Avg. | LG | TD |
| 1996 | 0/ 7 | 71 | 446 | 6.3 | 44 | 2 | 6 | 90 | 15.0 | 69 | 0 |
| 1997 | 6/10 | 184 | 1098 | 6.0 | 80 | 13 | 19 | 250 | 13.2 | 79 | 1 |
| 1998 | 11/11 | 242 | 1416 | 5.9 | 49 | 17 | 17 | 255 | 15.0 | 68 | 2 |
| TOTAL | 17/28 | 497 | 2960 | 5.9 | 80 | 32 | 42 | 595 | 14.2 | 79 | 3 |



MIKE PETERSON

Linebacker 6-2 229
 Florida
 Rookie
 Draft-2, 1999 (36th overall)
 Born: June 17, 1976

52

PRO: Pick was obtained from St. Louis in RB-Marshall Faulk trade.


COLLEGE: Started 24 of 42 games...helped team to four consecutive bowl games, including 1999 Orange Bowl...red-shirted as freshman...career totals included 249 tackles, 141 solo, three FF, 13 tackles for losses (32 yards) and 8.5 sacks (63 yards)...started all 11 games as **senior** at weakside outside linebacker...led team with 127 tackles, 73 solo...registered five sacks (33 yards) and seven tackles for losses (13 yards)...had FF and two passes defended...posted at least 10 tackles in eight games...had 14 tackles, eight solo, vs. Kentucky and 11 tackles, four solo, vs. LSU...recorded 15 tackles with two tackles for losses vs. Auburn...totaled 15 tackles, nine solo, one sack (nine yards) and two tackles for losses (10 yards) vs. Vanderbilt...The Sports Network All-America third-team...The Sports Network All-SEC first-team...played in 10 games with eight starts as **junior**...recorded 44 tackles, 26 solo, with two sacks (12 yards) and three tackles for losses (10 yards)...had five tackles apiece vs. Central Michigan and Tennessee...posted seven tackles vs. Kentucky and Arkansas...collected seven tackles, five solo, with two sacks (12 yards) and FF vs. Auburn...play earned him SEC Defensive Player-of-the-Week honors...AP All-SEC first-team...started five of 10 games played as **sophomore**...suffered knee injury in preseason camp and missed first two games...totaled 49 tackles, 28 solo, and three tackles for losses (nine yards)...posted season-high 10 tackles vs. Georgia...followed with seven tackles and blocked punt return for TD vs. South Carolina...played in 11 of 12 games as **freshman**...had 29 tackles with one FF, one FF and two blocked field goals...posted 19 special teams tackles...collected seven tackles, three solo, and FF in first career game vs. Kentucky...Knoxville News-Sentinel All-SEC Freshman Team...majored in sociology

PERSONAL: Full name is Porter Michael Peterson...born in Gainesville, Fla....attended Santa Fe High School...two-time All-State selection and Blue Chip's Illustrated All-Southeast Regional Team as defensive back...was 132-664-13 TDs rushing/63-106-754 passing as QB...brother, Adrian, plays running back at Georgia Southern...cousins, Johnell (1979-82) and Vernell (1982-85), played football at Florida...cousin, Freddie Solomon, played WR for Philadelphia Eagles (1996)...single...resides in Gainesville, Fla.

CAREER STATISTICS

| Year | ST/PL | SOLO | AST | TOT | SACK | INT | FF | FR |
|--------------|--------------|------------|------------|------------|---------------|----------|----------|----------|
| 1995 | 0/11 | 14 | 15 | 29 | 1.0-16 | 0 | 1 | 1 |
| 1996 | 5/10 | 28 | 21 | 49 | 0.5- 2 | 0 | 0 | 0 |
| 1997 | 8/10 | 26 | 18 | 44 | 2.0-12 | 0 | 1 | 0 |
| 1998 | 11/11 | 73 | 54 | 127 | 5.0-33 | 0 | 1 | 0 |
| TOTAL | 24/42 | 141 | 108 | 249 | 8.5-63 | 0 | 3 | 1 |

In Memoriam



Brandon Burlsworth

September 20, 1976 – April 28, 1999



PAUL MIRANDA

Defensive Back 5-10 184

Central Florida

Rookie

Draft-4, 1999 (96th overall)

Born: May 2, 1976

21

PRO: Pick was obtained from San Francisco for D4-99 (99th overall) and D6-99 (171st overall).

COLLEGE: Played in 31 games with 11 starts...participated in Blue-Gray all-star game and Gridiron Classic...career totals included 112 tackles, 85 solo, two ints., one sack (seven yards) and 26-28.2 KOR...started all 11 games at strongside cornerback as **senior**...recorded 56 tackles, 46 solo, and two tackles for losses (eight yards)...was 25-25.8 KOR...posted eight tackles, six solo, FR and 5-39.6 KOR vs. Louisiana Tech... had int. (34 yards), five tackles and 3-30.6 KOR vs. Purdue...posted four tackles and 3-16.6 KOR vs. Toledo...registered six tackles, four solo, and 38t int. vs. Southwestern Louisiana...played in all 11 games as **junior**...recorded 44 tackles, 30 solo...posted nine tackles, six solo, vs. Mississippi...had 88t KOR vs. Toledo...recorded six tackles, four solo, vs. South Carolina...saw action in nine games as **sophomore**...totaled 12 tackles, nine solo...spent **freshman** season at Holmes Junior College in Goodman, Miss....holds degree in health services administration.

PERSONAL: Full name is Paul Nathaniel Miranda...attended Thomas County Central High School...born in Thomasville, Ga...single...resides in Orlando, Fla.

CAREER STATISTICS

| Year | ST/PL | SOLO | AST | TOT | SACK | INT | FF | FR |
|--------------|--------------|-----------|-----------|------------|---------------|----------|----------|----------|
| 1996 | 0/ 9 | 9 | 3 | 12 | 0.0- 0 | 0 | 0 | 0 |
| 1997 | 0/11 | 30 | 14 | 44 | 0.0- 0 | 0 | 1 | 0 |
| 1998 | 11/11 | 46 | 10 | 56 | 1.0- 7 | 2 | 0 | 1 |
| TOTAL | 11/31 | 85 | 27 | 112 | 1.0- 7 | 2 | 1 | 1 |



BRAD SCIOLI

Defensive End 6-3 277

Penn State

Rookie

Draft-5, 1999 (138th Overall)

Born: September 6, 1976

99

PRO: Pick obtained from St. Louis for RB-Marshall Faulk.

COLLEGE: Three-year starter...played both DL and TE...started all 11 games at DE as **senior**...recorded 42 tackles, 31 solo, 10 sacks (89 yards) and 18 tackles for losses (108 yards)...had two FF and FR...registered two sacks, two FF and three tackles for losses (13 yards) vs. Ohio State...recorded two sacks (20 yards) vs. Purdue...made five tackles, four solo, with three tackles for losses (16 yards) vs. Northwestern...closed career out with two sacks (22 yards) and six tackles vs. Kentucky in Outback Bowl...AP All-Big Ten Conference first-team...Sports Network Super Sleeper Team...played in all 11 games with five starts at TE as **junior**...finished 9-171 receiving...was 3-53 receiving vs. Illinois...had career-long 47-yard reception vs. Purdue...granted medical redshirt in 1996...started all 11 games at defensive tackle as **sophomore**...recorded 42 tackles, 25 solo, with three sacks (16 yards) and eight tackles for losses (21 yards)...had four tackles vs. Wisconsin and Iowa...registered eight tackles with a sack vs. Michigan State...had three tackles, a sack and FF vs. Auburn in Outback Bowl...played in all 12 games as **freshman**...saw action mostly at defensive end...collected 18 tackles, eight solo, with two sacks (18 yards) and four tackles for losses (36 yards)...had four tackles and 46-yard int. vs. Northwestern...recorded sack (eight yards) vs. Southern California...majored in hotel, restaurant and institutional management.

PERSONAL: Full name is Brad Elliott Scioli...born in Bridgeport, Pa....attended Upper Merion High School...two-time All-Freedom League selection at LB and QB... threw for more than 1,000 yards in senior season...also four-year letterman in basketball...single...resides in Bridgeport, Pa.

CAREER DEFENSIVE STATISTICS

| Year | ST/PL | SOLO | AST | TOT | SACK | INT | FF | FR |
|--------------|--------------|-----------|-----------|-------------------|-----------------|----------|----------|----------|
| 1994 | 0/12 | 8 | 10 | 18 | 2.0-18 | 1 | 0 | 0 |
| 1995 | 12/12 | 25 | 17 | 42 | 3.0-16 | 1 | 1 | 0 |
| 1997 | | | | PLAYED ON OFFENSE | | | | |
| 1998 | 11/11 | 31 | 11 | 42 | 10.0-89 | 0 | 2 | 1 |
| TOTAL | 28/47 | 64 | 38 | 102 | 15.0-123 | 2 | 3 | 1 |



HUNTER SMITH

Punter 6-2 212

Notre Dame

Rookie

Draft-7a, 1999 (210th Overall)

Born: August 9, 1977

17

COLLEGE: Played in all 45 career games...also handled kickoff and holding duties...ranked third on school's career-record list with 174 punts...41.2 career average was second-best in school history...originally recruited as quarterback...was 42-41.7 as **senior**...finished with 16 In20...had two punts downed In20 and finished with 44.0 avg. vs. Michigan...was 5-45.0 vs. Michigan State...totaled 5-52.2, with career-long 79-yarder, vs. Arizona State...was longest punt for Irish in 63 years (third-longest ever)...The Sports Network All-America Dream Team selection, (consists of nation's best prospect at every position)...Football News All-Independent first-team...was 50-42.6 as **junior**...had career-best 17 In20 and season-long of 64 yards vs. Purdue...totaled 7-45.9 vs. Michigan...had season-high 60.0 avg. on two punts, earning AT&T Long Distance Award honors vs. Southern California...was 5-45.0 vs. LSU in Independence Bowl...Successful Farming Magazine All-America team...Football News All-Independent first-team...was 44-43.3 as **sophomore**...registered 65-yarder vs. Air Force...totaled 5-46.4 vs. Ohio State with long of 57 yards...delivered 65-yarder vs. Boston College...took over punting duties as **freshman**...was 38-36.4 with nine In20...was 5-42.4 vs. Florida State in Orange Bowl...majored in sociology.

PERSONAL: Full name is Hunter Dwight Smith...born in Sherman, Texas...two-time All-State selection at Sherman High School as QB, RB, TE, K and P...was 65-130-975, 13 TDs passing/127-600-8 TDs rushing as senior...also lettered in track and basketball...single...resides in South Bend, Ind.

CAREER STATISTICS

| Year | GP | No. | Yds. | Avg. | BK | LG | In20 |
|--------------|-----------|------------|-------------|-------------|----------|-----------|-----------|
| 1995 | 11 | 38 | 1382 | 36.4 | 0 | 58 | 9 |
| 1996 | 11 | 44 | 1906 | 43.3 | 0 | 65 | 14 |
| 1997 | 12 | 50 | 2132 | 42.6 | 0 | 64 | 17 |
| 1998 | 11 | 42 | 1750 | 41.7 | 0 | 59 | 16 |
| TOTAL | 45 | 174 | 7170 | 41.2 | 0 | 65 | 56 |



COREY TERRY

Linebacker 6-3 258

Tennessee

Rookie

Draft-7b, 1999 (250th overall)

Born: March 6, 1976

50

COLLEGE: Two-year starter at defensive end...started all 12 games as **senior**...recorded 58 tackles, 40 solo, with four sacks (28 yards) and six tackles for losses (21 yards)...had two passes defended and five FF...opened season with two sacks (13 yards) and nine tackles, seven solo, vs. Syracuse...collected eight tackles with sack (six yards) and two tackles for losses (seven yards) vs. Georgia...had three FF, sack (nine yards) and five solo tackles vs. Mississippi State in SEC Championship game...posted five tackles, four solo, vs. Florida State in Fiesta Bowl...recorded 56 tackles, 37 solo, with four sacks (28 yards) as **junior**...had two passes defended and six tackles for losses (18 yards)... registered season-high 12 tackles with sack vs. Vanderbilt...posted two sacks and six solo tackles vs. Kentucky...made eight tackles, four solo, vs. Southern Mississippi...collected seven tackles, four solo, vs. Auburn...played in 12 games as **sophomore**... finished with 26 tackles, 13 solo, and four tackles for losses (19 yards)...made six tackles vs. Arkansas...registered eight solo tackles with 1.5 sacks (four yards) and three tackles for losses (13 yards) vs. Vanderbilt...delivered six tackles, five solo, and four tackles for losses vs. Northwestern in Citrus Bowl...spent **freshman** season at Garden City (Kan.) Community College...recorded 92 tackles, 54 solo, with 21 sacks...named Jayhawk Conference Defensive Player-of-the-Year...redshirted in 1992...urban studies major.

PERSONAL: Full name is Corey TeWana Terry...attended Warren County High School...named All-State as senior...lettered in basketball, football and track...enjoys fishing and playing video games in spare time...single...resides in Warrenton, NC.

CAREER STATISTICS

| Year | ST/PL | SOLO | AST | TOT | SACK | INT | FF | FR |
|--------------|--------------|-----------|-----------|------------|---------------|----------|----------|----------|
| 1996 | 0/12 | 13 | 13 | 26 | 1.5- 4 | 0 | 0 | 0 |
| 1997 | 12/12 | 37 | 19 | 56 | 4.0-28 | 0 | 1 | 0 |
| 1998 | 12/12 | 40 | 18 | 58 | 4.0-28 | 0 | 5 | 0 |
| TOTAL | 24/36 | 90 | 50 | 140 | 9.5-60 | 0 | 6 | 0 |



The Indianapolis Colts enter the 1999 season with an NFL-record streak of 13 consecutive seasons with a field goal from the 50-yard range. Three kickers have combined to keep the streak intact. Dean Biasucci (1986-95), Cary Blanchard (1996-97) and Mike Vanderjagt (1998) are the performers who established the feat. Additionally, Biasucci ranks with Tennessee K-Al Del Greco as the only NFL players with 50+-yard field goals in 10 consecutive seasons.

COLTS TRAINING CAMP ALPHABETICAL ROSTER

| NO. | NAME | POS. | HT. | WT. | NFL EXP. | BIRTH- DATE | COLLEGE |
|-----|-----------------------|------|------|-----|-------------|----------------|--------------------|
| 62o | ANDRES, DAVID | OT | 6-7 | 310 | R | 9/ 9/75 | EAST WASHINGTON |
| 54 | ARACOUR, PHILIP | C | 6-3 | 318 | R | 12/ 9/75 | N. TEXAS STATE |
| 47 | AUSTIN, BILLY | DB | 5-10 | 195 | 1 | 3/ 8/75 | NEW MEXICO |
| 83 | BANTA, BRADFORD | TE | 6-6 | 260 | 6 | 12/14/70 | SOUTHERN CAL |
| 53 | BARBER, MICHAEL | LB | 6-0 | 254 | 5 | 11/ 9/71 | CLEAMON |
| 29 | BELSER, JASON | DB | 5-9 | 196 | 8 | 5/28/70 | OKLAHOMA |
| 97 | BENNETT, CORNELIUS | LB | 6-3 | 240 | 13 | 8/25/65 | ALABAMA |
| 57 | BERRY, BERTRAND | LB | 6-3 | 250 | 3 | 8/15/75 | NOTRE DAME |
| 71 | BLACKMAN, JON | OL | 6-6 | 290 | 1 | 10/ 8/75 | PURDUE |
| 26 | BLEVINS, TONY | DB | 6-0 | 165 | 2 | 1/29/75 | KANSAS |
| 51 | BRADY, JEFF | LB | 6-1 | 243 | 9 | 11/ 9/68 | KENTUCKY |
| 92 | BRATZKE, CHAD | DE | 6-5 | 275 | 6 | 9/15/71 | EASTERN KENTUCKY |
| 20 | BURRIS, JEFF | DB | 6-0 | 190 | 6 | 6/ 7/72 | NOTRE DAME |
| 9 | CALICCHIO, LONNY | P | 6-2 | 250 | 1 | 10/24/72 | MISSISSIPPI |
| 65d | CAMPBELL, MARK | DE | 6-2 | 304 | 3 | 9/12/72 | FLORIDA |
| 15 | CASE, STONEY | QB | 6-3 | 201 | 5 | 7/ 7/72 | NEW MEXICO |
| 1 | CASWELL, WES | WR | 5-8 | 186 | R | 1/ 4/75 | TULSA |
| 64d | CHESTER, LARRY | DT | 6-2 | 305 | 2 | 10/17/75 | TEMPLE |
| 93 | CHORAK, JASON | LB | 6-3 | 253 | 2 | 9/23/74 | WASHINGTON |
| 27 | CLARK, RICO | DB | 5-10 | 181 | 2 | 6/ 6/74 | LOUISVILLE |
| 37 | COTA, CHAD | DB | 6-1 | 198 | 5 | 8/ 8/71 | OREGON |
| 64o | DAVIS, JOEL | OL | 6-5 | 310 | 1 | 4/ 6/73 | ARMY |
| 87 | DAWSON, LAKE | WR | 6-2 | 207 | 5 | 1/ 2/72 | NOTRE DAME |
| 85 | DILGER, KEN | TE | 6-5 | 259 | 5 | 2/ 2/71 | ILLINOIS |
| 45 | EBERLY, CHRIS | RB | 5-10 | 225 | R | 12/25/75 | PENNS STATE |
| 23 | ELIAS, KEITH | RB | 5-9 | 202 | 5 | 2/ 3/72 | PRINCETON |
| 10 | FASSEL, JOHN | WR | 6-4 | 189 | R | 1/10/74 | WEBER STATE |
| 42 | GALL, CHRIS | RB | 6-0 | 231 | R | 4/ 4/76 | INDIANA |
| 78 | GLENN, TARIK | OT | 6-5 | 335 | 3 | 5/25/76 | CALIFORNIA |
| 84 | GREEN, E.G. | WR | 5-11 | 190 | 2 | 6/28/75 | FLORIDA STATE |
| 43 | GREENE, SCOTT | RB | 5-10 | 240 | 4 | 6/ 1/72 | MICHIGAN STATE |
| 88 | HARRISON, MARVIN | WR | 6-0 | 181 | 4 | 8/25/72 | SYRACUSE |
| 94 | HOBGOOD-CHITTIK, NATE | DL | 6-3 | 290 | 2 | 11/30/74 | NORTH CAROLINA |
| 13 | HOLCOMB, KELLY | QB | 6-2 | 212 | 3 | 7/ 9/73 | MID. TENNESSEE ST. |
| 44 | HOLMES, DARICK | RB | 6-0 | 237 | 5 | 7/ 1/71 | PORTLAND STATE |
| 69 | ISAIA, SALE | OG | 6-3 | 330 | 4 | 6/13/72 | UCLA |
| 74 | JACKSON, WAVERLY | OT | 6-2 | 310 | 2 | 12/19/72 | VIRGINIA TECH |
| 72 | JAMES, EDGERINN | RB | 6-0 | 216 | R | 8/ 1/78 | MIAMI |
| 62d | JOHNSON, ELLIS | DT | 6-2 | 292 | 5 | 10/30/73 | FLORIDA |
| 60 | JOHNSON, JASON | C | 6-3 | 290 | 2 | 2/ 6/74 | KANSAS STATE |
| 3 | JONES, ISAAC | WR | 6-0 | 190 | R | 12/ 7/75 | PURDUE |
| 91 | JORDAN, ANTONY | LB | 6-3 | 240 | 2 | 12/19/74 | VANDERBIT |
| 46 | KEUR, JOSHUA | TE | 6-4 | 283 | R | 9/14/76 | MICHIGAN STATE |
| 96 | KING, SHAWN | DE | 6-3 | 290 | 5 | 6/24/72 | NE LOUISIANA |
| 36 | KIRBY, CHARLES | RB | 6-1 | 247 | 2 | 11/27/74 | VIRGINIA |
| 16 | KUBIAK, JIM | QB | 6-2 | 218 | 1 | 5/12/72 | NAVY |
| 49 | KUYKENDALL, JOE | TE | 6-5 | 267 | R | 8/28/77 | OREGON STATE |
| 58 | LEULWENBURG, JAY | C | 6-3 | 290 | 8 | 6/18/69 | COLORADO |
| 79 | MANDARICH, TONY | OG | 6-5 | 307 | 8 | 9/23/66 | MICHIGAN STATE |
| 18 | MANNING, PEYTON | QB | 6-5 | 230 | 2 | 3/24/76 | TENNESSEE |
| 61 | McCOY, TONY | DT | 6-1 | 289 | 2 | 6/10/69 | FLORIDA |
| 40 | McELROY, RAY | DB | 5-11 | 207 | 5 | 7/31/72 | EASTERN ILLINOIS |
| 11 | McGUIRE, KAIP0 | WR | 5-10 | 174 | 1 | 1/16/74 | BRIGHTMAN YOUNG |
| 76 | McKINNEY, STEVE | OG | 6-4 | 302 | 2 | 10/15/75 | TEXAS A&M |
| 73 | MEADOWS, ADAM | OT | 6-5 | 299 | 3 | 1/25/74 | GEORGIA |
| 25 | MILLER, CRAIG | DB | 5-11 | 199 | R | 10/ 4/77 | UTAH STATE |
| 21 | MIRANDA, PAUL | DB | 5-10 | 184 | R | 5/ 2/76 | CENTRAL FLORIDA |
| 34 | MONTGOMERY, MONTY | DB | 5-11 | 197 | 3 | 12/ 8/73 | HOUSTON |
| 72 | MOORE, LARRY | OG | 6-2 | 312 | 2 | 6/ 1/75 | BRIGHTMAN YOUNG |
| 31 | MUHAMMAD, STEVE | DB | 5-10 | 180 | R | 10/19/73 | FRESNO STATE |
| 68d | NWOKORIE, CHUIKE | DE | 6-2 | 286 | R | 7/10/75 | PURDUE |
| 10 | OLSEN, ERIC | K | 5-9 | 192 | R | 4/12/77 | ARMY |
| 86 | PATSON, JEROME | WR | 6-0 | 187 | 2 | 12/16/75 | WASHINGTON |
| 48 | PEARSALL, MELVIN | TE | 6-1 | 248 | 1 | 2/ 3/75 | FLORIDA STATE |
| 52 | PETERSON, MIKE | LB | 6-2 | 229 | R | 6/17/76 | FLORIDA |
| 81 | POLLARD, MARCUS | TE | 6-4 | 257 | 5 | 2/ 8/72 | BRADLEY |
| 38 | POOLE, TYRONE | DB | 5-8 | 188 | 5 | 2/ 3/72 | FT. VALLEY STATE |
| 2 | PRENTISS, KEVIN | KR | 5-7 | 160 | R | 11/ 9/76 | MISSISSIPPI STATE |
| 41 | REDDICK, NAKIA | DB | 5-11 | 200 | 2 | 9/29/74 | CENTRAL FLORIDA |
| 65o | RIDDER, TIM | OL | 6-7 | 301 | R | 12/17/76 | NOTRE DAME |
| 8 | ROBINSON, RODERICK | QB | 6-2 | 230 | R | 5/17/76 | ARK. PINE BLUFF |
| 56 | ROYAL, ANDRE | LB | 6-2 | 220 | 5 | 12/ 1/72 | ALABAMA |
| 14 | SANFORD, KIO | WR | 5-10 | 180 | 1 | 1/ 8/75 | KENTUCKY |
| 68o | SARTIN, TROY | OT | 6-7 | 322 | 2 | 3/19/75 | LIBERTY |
| 63 | SATURDAY, JEFF | C | 6-2 | 298 | 1 | 6/ 8/75 | NORTH CAROLINA |
| 99 | SCIOU, BRAD | DE | 6-3 | 277 | R | 9/ 6/76 | PENNS STATE |
| 39 | SHIELDS, PAUL | RB | 6-1 | 238 | R | 1/31/76 | ARIZONA |
| 33 | SMART, KIRBY | DB | 5-10 | 192 | R | 12/23/75 | GEORGIA |
| 17 | SMITH, HUNTER | P | 6-2 | 212 | R | 8/ 9/77 | NOTRE DAME |
| 75 | SNELLINGS, PAUL | OT | 6-4 | 286 | R | 11/ 5/75 | GEORGIA |
| 50 | TERRY, COREY | LB | 6-3 | 258 | R | 3/ 6/76 | TENNESSEE |
| 90 | THOMAS, MARK | DE | 6-5 | 265 | 8 | 5/ 6/69 | N. CAROLINA STATE |
| 55 | THOMAS, RATCLIFF | LB | 6-0 | 240 | 2 | 1/ 2/74 | MARYLAND |
| 35 | THOMAS, SCOTT | DB | 6-2 | 203 | R | 1/31/75 | AZUSA-PACIFIC |
| 98 | TUJINEI, VAN | DE | 6-4 | 275 | 3 | 2/16/71 | ARIZONA |
| 12 | WANDERJAGT, MIKE | K | 6-5 | 210 | 2 | 3/24/70 | WEST VIRGINIA |
| 95 | WHITTINGTON, BERNARD | DE | 6-5 | 280 | 6 | 8/20/71 | INDIANA |
| 4 | WILKINS, TERENCE | KR | 5-8 | 179 | R | 7/29/75 | VIRGINIA |

COLTS TRAINING CAMP NUMERICAL ROSTER

| NO. | NAME | POS. | HT. | WT. | NFL EXP. | HOW ACQ | AGE | COLLEGE | HOMETOWN |
|-----|----------------------|------|------|-----|-------------|--------------|-----|--------------------|----------------------|
| 1 | WES CASWELL | WR | 5-8 | 186 | R | FA-99 | 24 | TULSA | TULSA, OK |
| 2 | KEVIN PRENTISS | KR | 5-7 | 160 | R | FA-99 | 22 | MISSISSIPPI STATE | VICKSBURG, MS |
| 3 | ISAAC JONES | WR | 6-0 | 190 | R | FA-99 | 23 | PURDUE | PHILADELPHIA, PA |
| 4 | TERRENCE WILKINS | KR | 5-8 | 179 | R | FA-99 | 23 | ARMY | WASHINGTON, DC |
| 5 | ERIC OLSEN | K | 5-9 | 192 | R | FA-99 | 23 | ARMY | FORT LAUDERDALE, FL |
| 8 | RODERICK ROBBINSON | QB | 6-2 | 230 | R | FA-99 | 23 | ARK.-PINE BLUFF | MEMPHIS, TN |
| 9 | LONNY CALICCHIO | P | 6-2 | 250 | 1 | FA-99 | 26 | MISSISSIPPI | PLANTATION, FL |
| 10 | JOHN FASSEL | WR | 6-4 | 189 | R | FA-99 | 25 | WEBER STATE | MORRIS, NJ |
| 11 | KAIPO MCGUIRE | WR | 5-10 | 174 | 1 | FA-98 | 25 | BRIGHTMAN YOUNG | HONOLULU, HI |
| 12 | MIKE VANDERJAGT | K | 6-5 | 210 | 2 | FA-98 | 29 | WEST VIRGINIA | OKAUVILLE, ONTARIO |
| 13 | KELLY HOLCOMB | QB | 6-2 | 212 | 3 | FA-96 | 25 | MID. TENNESSEE ST. | FAYETTEVILLE, TN |
| 14 | KIO SANFORD | WR | 5-10 | 180 | 1 | FA-99 | 24 | KENTUCKY | LEXINGTON, KY |
| 15 | STONEY CASE | QB | 6-3 | 201 | 5 | UFA-99 (Az) | 26 | NEW MEXICO | ODESSA, TX |
| 16 | JIM KUBIAK | QB | 6-2 | 218 | 1 | FA-99 | 27 | NAVY | BUFFALO, NY |
| 17 | HUNTER SMITH | P | 6-2 | 212 | R | D79-99 | 21 | NOTRE DAME | SHERMAN, TX |
| 18 | PEYTON MANNING | QB | 6-5 | 230 | 2 | D1-98 | 23 | TENNESSEE | NEW ORLEANS, LA |
| 20 | JEFF BURRIS | DB | 6-0 | 190 | 6 | UFA-99 (Buf) | 26 | NOTRE DAME | ROCK HILL, SC |
| 21 | PAUL MIRANDA | DB | 5-10 | 184 | 8 | D4-99 | 23 | CENTRAL FLORIDA | THOMASVILLE, GA |
| 23 | KEITH ELIAS | RB | 5-9 | 203 | 5 | FA-98 | 27 | PRINCETON | VIRGINIA BEACH, VA |
| 25 | CRAIG MILLER | DB | 5-11 | 199 | R | FA-99 | 21 | UTAH STATE | BAKERSFIELD, CA |
| 26 | TONY BEVINS | DB | 6-0 | 165 | 2 | W-98 (SF) | 24 | KANSAS | ROCKFORD, IL |
| 27 | RICO CLARK | DB | 5-10 | 181 | 2 | FA-97 | 29 | LOUISVILLE | DECATUR, GA |
| 29 | JASON BELSER | DB | 5-9 | 196 | 8 | D86-92 | 24 | OKLAHOMA | KANSAS CITY, MO |
| 31 | STEVE MUHAMMAD | DB | 5-10 | 180 | R | FA-99 | 25 | FRESNO STATE | LOS ANGELES, CA |
| 32 | EDGERRIN JAMES | RB | 6-0 | 216 | R | D1-99 | 20 | MIAMI | IMMOKALEE, FL |
| 33 | KIRBY SMART | DB | 5-10 | 192 | R | FA-99 | 23 | GEORGIA | BAINBRIDGE, GA |
| 34 | MONTY MONTGOMERY | DB | 5-11 | 197 | 3 | D4-97 | 25 | HOUSTON | GLADEWATER, TX |
| 35 | SCOTT THOMAS | DB | 6-2 | 203 | R | FA-99 | 24 | AZUSA-PACIFIC | NORWALK, CA |
| 36 | CHARLES KIRBY | RB | 6-1 | 247 | 2 | FA-98 | 24 | VIRGINIA | FAYETTEVILLE, NC |
| 37 | CHAD COIA | DB | 6-1 | 198 | 5 | UFA-99 (NO) | 27 | OREGON | FAVINGHAM, VA |
| 38 | TYRONNE POOLE | DB | 6-1 | 188 | 5 | UFA-99 (Car) | 27 | FORT VALLEY ST. | LAGRANGE, GA |
| 39 | PAUL SHIELDS | RB | 6-1 | 238 | R | FA-99 | 23 | ARIZONA | MESA, AZ |
| 40 | RAY MCLEROY | DB | 5-11 | 207 | 5 | D4-95 | 26 | EASTERN ILLINOIS | BELLEVUE, IL |
| 41 | NAKIA REDDICK | DB | 5-11 | 200 | 2 | FA-98 | 24 | CENTRAL FLORIDA | MIAMI, FL |
| 42 | CHRIS GALL | RB | 6-0 | 231 | R | FA-99 | 23 | INDIANA | RIVER FOREST, IL |
| 43 | SCOTT GREENE | RB | 5-10 | 240 | 4 | FA-98 | 26 | MICHIGAN STATE | CANANDAIGUA, NY |
| 44 | DARICK HOUMES | RB | 6-0 | 237 | 5 | UFA-99 (GB) | 27 | PORTLAND STATE | PASADENA, CA |
| 45 | CHRIS EBERLY | RB | 5-10 | 225 | R | FA-99 | 23 | PENN STATE | MT. HOLLY, NJ |
| 46 | JOSHUA KEUR | TE | 6-4 | 283 | R | FA-99 | 22 | MICHIGAN STATE | MUSKOGON, MI |
| 47 | BILLY AUSTIN | DB | 5-10 | 195 | 1 | FA-98 | 24 | NEW MEXICO | WASHINGTON, DC |
| 48 | MELVIN PEARSCALL | TE | 6-1 | 248 | 1 | FA-99 | 24 | FLORIDA STATE | LAKE WALES, FL |
| 49 | JOE KUYKENDALL | TE | 6-5 | 267 | R | FA-99 | 21 | OREGON STATE | SAN JOSE, CA |
| 50 | COREY TERRY | LB | 6-3 | 258 | R | D78-99 | 23 | TENNESSEE | WARRENTON, NC |
| 51 | JEFF BRADY | LB | 6-1 | 243 | 9 | UFA-99 (Car) | 30 | KENTUCKY | CINCINNATI, OH |
| 52 | MIKE PETERSON | LB | 6-2 | 229 | R | D2-99 | 22 | FLORIDA | GAINESVILLE, FL |
| 53 | MICHAEL BARBER | LB | 6-0 | 254 | 5 | W-98 (Sea) | 27 | CLEMSON | EDGEMORE, SC |
| 54 | PHILLIP ARMOUR | C | 6-3 | 318 | R | FA-99 | 22 | N. TEXAS STATE | DENTON, TX |
| 55 | RATCLIFF THOMAS | LB | 6-0 | 240 | 2 | FA-99 | 25 | MARYLAND | ALEXANDRIA, VA |
| 56 | ANDRE ROYAL | LB | 6-2 | 220 | 5 | TR-98 (NO) | 26 | ALABAMA | NORTHPORT, AL |
| 57 | BERTRAND BERRY | LB | 6-3 | 250 | 3 | D3-97 | 23 | NOTRE DAME | HOUSTON, TX |
| 58 | JAY LEEUVENBURG | C | 6-3 | 290 | 8 | UFA-96 (Chi) | 29 | COLORADO | ST. LOUIS, MO |
| 60 | JASON JOHNSON | C | 6-3 | 290 | 2 | FA-98 | 25 | KANSAS STATE | GLADSTONE, MO |
| 61 | TONY MCCOY | DT | 6-1 | 289 | 8 | D48-92 | 29 | FLORIDA | ORLANDO, FL |
| 62d | ELLIS JOHNSON | DT | 6-2 | 292 | 5 | D1-95 | 25 | FLORIDA | WILDWOOD, FL |
| 62o | DAVID ANDRES | OT | 6-7 | 310 | R | FA-99 | 23 | E. WASHINGTON | PASCO, WA |
| 63 | JEFF SATURDAY | C | 6-2 | 298 | 1 | FA-99 | 23 | NORTH CAROLINA | TUCKER, GA |
| 64d | LARRY CHESTER | OT | 6-2 | 305 | 2 | FA-98 | 23 | TEMPLE | HAMMOND, LA |
| 64o | JOEL DAVIS | OT | 6-5 | 310 | 1 | FA-99 | 26 | ARMY | BRIGHTMAN, NY |
| 65d | MARK CAMPBELL | DE | 6-2 | 304 | 3 | FA-99 | 26 | FLORIDA | MIAMI, FL |
| 65o | TIM RIDDER | OL | 6-7 | 301 | R | FA-99 | 22 | NOTRE DAME | OMAHA, NE |
| 68d | CHUKIE NWOKORIE | DE | 6-2 | 286 | R | FA-99 | 23 | PURDUE | LAFAYETTE, IN |
| 68o | TREY SARTIN | OT | 6-7 | 322 | 2 | FA-98 | 24 | LIBERTY | CHARLOTTE, NC |
| 69 | SALE ISAIA | OG | 6-3 | 330 | 4 | UFA-99 (Bal) | 26 | UCLA | OCEANSIDE, CA |
| 71 | JON BLACKMAN | OL | 6-6 | 290 | 1 | FA-98 | 23 | PURDUE | YORKVILLE, IL |
| 72 | LARRY MOORE | OG | 6-2 | 312 | 2 | FA-98 | 23 | BRIGHTMAN YOUNG | SAN DIEGO, CA |
| 73 | ADAM MEADOWS | OT | 6-5 | 299 | 3 | D2-97 | 25 | GEORGIA | POWDER SPRINGS, GA |
| 74 | WAVERLY JACKSON | OT | 6-2 | 310 | 2 | FA-98 | 26 | VIRGINIA TECH | SOUTH HILL, VA |
| 75 | PAUL SNELLINGS | OT | 6-4 | 286 | R | FA-99 | 23 | GEORGIA | LAGRANGE, GA |
| 76 | STEVE MCKINNEY | OG | 6-4 | 302 | 2 | D4-98 | 23 | TEXAS A&M | HOUSTON, TX |
| 78 | TARIK GLENN | OT | 6-5 | 335 | 3 | D1-97 | 23 | CALIFORNIA | CHANDLER, CA |
| 79 | TONY MANDARICH | OG | 6-5 | 307 | 8 | FA-96 | 32 | MICHIGAN STATE | ONTARIO, CANADA |
| 81 | MARCUS POLLARD | TE | 6-4 | 257 | 5 | FA-95 | 27 | BRADLEY | VALLEY, AL |
| 83 | BRADFORD BANTA | TE | 6-6 | 260 | 6 | D4-94 | 28 | SOUTHERN CAL | BATON ROUGE, LA |
| 84 | E. G. GREEN | WR | 5-11 | 190 | 2 | D3-98 | 23 | FLORIDA STATE | FT. WALTON BEACH, FL |
| 85 | KEN DILGER | TE | 6-5 | 259 | 5 | D2-95 | 28 | ILLINOIS | MARIAH HILL, IN |
| 86 | JEROME PATHON | WR | 6-0 | 187 | 2 | D2-98 | 23 | WASHINGTON | CAPTOWN, S. AFRICA |
| 87 | LAKE DAWSON | WR | 6-2 | 207 | 5 | FA-99 | 27 | NOTRE DAME | FEDERAL WAY, WA |
| 88 | MARVIN HARRISON | WR | 6-0 | 181 | 4 | D1-96 | 26 | SYRACUSE | PHILADELPHIA, PA |
| 90 | MARK THOMAS | DE | 6-5 | 265 | 8 | W-98 (Chi) | 30 | N. CAROLINA ST. | LIBURN, GA |
| 91 | ANTONY JORDAN | LB | 6-3 | 240 | 2 | D58-98 | 24 | VANDERBILT | SEWELL, NJ |
| 92 | CHAD BRATZKE | DE | 6-5 | 275 | 6 | UFA-99 (NYG) | 27 | E. KENTUCKY | BRANDON, FL |
| 93 | JASON CHORAK | LB | 6-3 | 253 | 2 | FA-98 | 24 | WASHINGTON | VASHON, WA |
| 94 | NATE HOBGOOD-CHITICK | DL | 6-3 | 290 | 2 | FA-98 | 24 | NORTH CAROLINA | NEW HAVEN, CT |
| 95 | BERNARD WHITTINGTON | DE | 6-5 | 280 | 5 | FA-94 | 27 | INDIANA | ST. LOUIS, MO |
| 96 | SHAWN KING | DE | 6-3 | 290 | 5 | UFA-99 (Car) | 26 | NE LOUISIANA | WEST MONROE, LA |
| 97 | CORNELIUS BENNETT | DE | 6-3 | 240 | 13 | FA-99 | 33 | ALABAMA | BIRMINGHAM, AL |
| 98 | VAN TUJINEI | DE | 6-4 | 275 | 3 | FA-98 | 28 | ARIZONA | GARDEN GROVE, CA |
| 99 | BRAD SCIOLI | DE | 6-3 | 277 | R | D5-99 | 22 | PENN STATE | BRIDGEPORT, PA |

NATIONAL FOOTBALL LEAGUE

280 Park Ave., New York, N.Y. 10017
(212) 450-2000

| | |
|---|------------------|
| Commissioner | Paul Tagliabue |
| President | Neil Austrian |
| Executive Vice President/Labor Relations NFLMC | Harold Henderson |
| Executive Vice President/League Counsel | Jeff Pash |
| Executive Vice President/League and Football Development | Roger Goodell |
| Senior Vice President/Communications and Government Affairs | Joe Browne |
| Senior Vice President/Broadcasting and Network Television | Dennis Lewin |
| Senior Vice President/Football Operations | George Young |
| Vice President/Special Events | Jim Steeg |
| Vice President/Programming | John Collins |
| Vice President of Public Relations | Greg Aiello |
| Director of International Public Affairs | Pete Abitante |
| Director of Media Services | Leslie Hammond |
| Director of Corporate Communications | Chris Widmaier |
| Director of Broadcasting Services | Dick Maxwell |
| Director of Broadcasting Research | Joe Ferreira |
| Senior Director of Security | Milt Ahlerich |
| Senior Director of Officiating | Jerry Seeman |
| Senior Vice President/General Counsel | Dennis Curran |
| Senior Vice President/Labor Relations | Peter Rucco |

NFL PUBLIC RELATIONS DIRECTORS

| | | |
|-----------------|-----------------|----------------|
| Arizona | Paul Jensen | (602) 379-0101 |
| Atlanta | Aaron Salkin | (770) 945-1111 |
| Baltimore | Kevin Byrne | (410) 654-6200 |
| Buffalo | Scott Berchtold | (716) 648-1800 |
| Carolina | Charlie Dayton | (704) 358-7000 |
| Chicago | Bryan Harlan | (847) 295-6600 |
| Cincinnati | Jack Brennan | (513) 621-3550 |
| Cleveland | Todd Stewart | (440) 891-5000 |
| Dallas | Rich Dalrymple | (972) 556-9900 |
| Denver | Jim Saccomano | (303) 649-9000 |
| Detroit | Mike Murray | (248) 335-4131 |
| Green Bay | Lee Remmel | (920) 496-5700 |
| Indianapolis | Craig Kelley | (317) 297-2658 |
| Jacksonville | Dan Edwards | (904) 633-6000 |
| Kansas City | Robert Moore | (816) 920-9300 |
| Miami | Harvey Greene | (954) 452-7000 |
| Minnesota | Bob Hagan | (612) 828-6500 |
| New England | Don Lowery | (508) 543-8200 |
| New Orleans | Greg Benschel | (504) 731-1799 |
| New York Giants | Pat Hanlon | (201) 935-8111 |
| New York Jets | Frank Ramos | (516) 560-8100 |
| Oakland | Mike Taylor | (510) 864-5000 |
| Philadelphia | Ron Howard | (215) 463-2500 |
| Pittsburgh | Ron Wahl | (412) 323-0300 |
| St. Louis | Rick Smith | (314) 982-7267 |
| San Diego | Bill Johnston | (619) 874-4500 |
| San Francisco | Kirk Reynolds | (408) 562-4949 |
| Seattle | Dave Pearson | (425) 827-9777 |
| Tampa Bay | Reggie Roberts | (813) 870-2700 |
| Tennessee | Tony Wyllie | (615) 733-3000 |
| Washington | Mike McCall | (703) 478-8900 |

Other Public Relations Contacts

| | | |
|---------------------|------------------|----------------|
| Elias Sports Bureau | Seymour Siwoff | (212) 869-1530 |
| Hall of Fame | Joe Horrigan | (330) 456-8207 |
| ABC-TV | Mark Mandel | (212) 456-4867 |
| FOX | Dan Bell | (212) 556-2467 |
| NBC-TV | Ed Markey | (212) 664-2014 |
| CBS-TV | Leslie Anne Wade | (212) 975-5171 |
| ESPN | Chris LaPlaca | (860) 766-2234 |
| TNT | Greg Hughes | (404) 827-1735 |

FINAL 1998 REGULAR SEASON STANDINGS

AMERICAN FOOTBALL CONFERENCE

Eastern Division

| | W | L | T | Pct. | Pts. | OP |
|---------------|----|----|---|------|------|-----|
| New York Jets | 12 | 4 | 0 | .750 | 416 | 266 |
| *Miami | 10 | 6 | 0 | .625 | 321 | 265 |
| *Buffalo | 10 | 6 | 0 | .625 | 400 | 333 |
| *New England | 9 | 7 | 0 | .563 | 337 | 329 |
| Indianapolis | 3 | 13 | 0 | .188 | 310 | 444 |

Central Division

| | W | L | T | Pct. | Pts. | OP |
|--------------|----|----|---|------|------|-----|
| Jacksonville | 11 | 5 | 0 | .688 | 392 | 338 |
| Tennessee | 8 | 8 | 0 | .500 | 330 | 320 |
| Pittsburgh | 7 | 9 | 0 | .438 | 263 | 303 |
| Baltimore | 6 | 10 | 0 | .375 | 269 | 335 |
| Cincinnati | 3 | 13 | 0 | .188 | 268 | 452 |

Western Division

| | W | L | T | Pct. | Pts. | OP |
|-------------|----|----|---|------|------|-----|
| Denver | 14 | 2 | 0 | .875 | 501 | 309 |
| Oakland | 8 | 8 | 0 | .500 | 288 | 356 |
| Seattle | 8 | 8 | 0 | .500 | 372 | 310 |
| Kansas City | 7 | 9 | 0 | .438 | 327 | 363 |
| San Diego | 5 | 11 | 0 | .313 | 241 | 342 |

*Wild-Card qualifier for playoffs

NATIONAL FOOTBALL CONFERENCE

Eastern Division

| | W | L | T | Pct. | Pts. | OP |
|--------------|----|----|---|------|------|-----|
| Dallas | 10 | 6 | 0 | .625 | 381 | 275 |
| *Arizona | 9 | 7 | 0 | .563 | 325 | 378 |
| N.Y. Giants | 8 | 8 | 0 | .500 | 287 | 309 |
| Washington | 6 | 10 | 0 | .375 | 319 | 421 |
| Philadelphia | 3 | 13 | 0 | .188 | 161 | 344 |

Central Division

| | W | L | T | Pct. | Pts. | OP |
|------------|----|----|---|------|------|-----|
| Minnesota | 15 | 1 | 0 | .938 | 556 | 296 |
| *Green Bay | 11 | 5 | 0 | .688 | 408 | 319 |
| Tampa Bay | 8 | 8 | 0 | .500 | 314 | 295 |
| Detroit | 5 | 11 | 0 | .313 | 306 | 378 |
| Chicago | 4 | 12 | 0 | .250 | 276 | 368 |

Western Division

| | W | L | T | Pct. | Pts. | OP |
|----------------|----|----|---|------|------|-----|
| Atlanta | 14 | 2 | 0 | .875 | 442 | 289 |
| *San Francisco | 12 | 4 | 0 | .750 | 479 | 328 |
| New Orleans | 6 | 10 | 0 | .375 | 305 | 359 |
| Carolina | 4 | 12 | 0 | .250 | 336 | 413 |
| St. Louis | 4 | 12 | 0 | .250 | 285 | 378 |

AFC Wild Card Playoff Games

MIAMI 24, Buffalo 17
 JACKSONVILLE 25, New England 10

AFC Divisional Playoff Games

DENVER 38, Miami 3
 N.Y. JETS 34, Jacksonville 24

AFC Championship Game

DENVER 23, N.Y. Jets 10

NFC Wild Card Playoff Games

Arizona 20, DALLAS 7
 SAN FRANCISCO 30, Green Bay 27

NFC Divisional Playoff Games

ATLANTA 20, San Francisco 18
 MINNESOTA 41, Arizona 21

NFC Championship Game

Atlanta 30, MINNESOTA 27 (OT)

Super Bowl XXXIII at Pro Player Stadium, Miami, Florida

Denver (AFC) 34, ATLANTA (NFC) 19

1998 SEASON REVIEW

Preseason (Won 2, Lost 2)

| Date | Opponent | Result | Colts-Opp. | Record | Attendance |
|------|-------------|--------|------------|--------|------------|
| 8/ 8 | @Seattle | L | 21-24 | 0-1 | 52,645 |
| 8/17 | @Cincinnati | W | 30-27 | 1-1 | 36,598 |
| 8/22 | San Diego | L | 3-33 | 1-2 | 47,820 |
| 8/27 | Detroit | W | 20-17 | 2-2 | 42,852 |

Regular Season (Won 3, Lost 13)

| Date | Opponent | Result | Colts-Opp. | Record | Attendance |
|-------|----------------|--------|------------|--------|------------|
| 9/ 6 | Miami | L | 15-24 | 0-1 | 60,587 |
| 9/13 | @New England | L | 6-29 | 0-2 | 60,068 |
| 9/20 | @N.Y. Jets | L | 6-44 | 0-3 | 79,469 |
| 9/27 | New Orleans | L | 13-19 (OT) | 0-4 | 48,480 |
| 10/ 4 | San Diego | W | 17-12 | 1-4 | 51,988 |
| 10/11 | Buffalo | L | 24-31 | 1-5 | 52,938 |
| 10/18 | @San Francisco | L | 31-34 | 1-6 | 68,486 |
| 11/ 1 | New England | L | 16-21 | 1-7 | 58,056 |
| 11/ 8 | @Miami | L | 14-27 | 1-8 | 73,400 |
| 11/15 | N.Y. Jets | W | 24-23 | 2-8 | 55,520 |
| 11/22 | @Buffalo | L | 11-34 | 2-9 | 49,032 |
| 11/29 | @Baltimore | L | 31-38 | 2-10 | 68,898 |
| 12/ 6 | @Atlanta | L | 21-28 | 2-11 | 61,141 |
| 12/13 | Cincinnati | W | 39-26 | 3-11 | 55,179 |
| 12/20 | @Seattle | L | 23-27 | 3-12 | 58,703 |
| 12/27 | Carolina | L | 19-27 | 3-13 | 58,182 |

GAME BY GAME SUMMARY

1

MIAMI DOLPHINS 24, INDIANAPOLIS COLTS 15

September 6, 1998

RCA Dome

3:15 p.m.



Weather: Sunny, 91 degrees (inside dome 72 degrees) • Attendance: 60,587 • Time: 2:56

Miami held the Colts out of the end zone until the final play of the game, and four Colts turnovers led to 14 points as the Dolphins won, 24-15. RB-Karim Abdul-Jabbar was 23-108, 1 TD rushing and QB-Dan Marino was 13-24-135, 1 TD passing. K-Clindo Mare hit a 22-yard field goal on the opening drive, but Colts K-Mike Vanderjagt hit a 51-yarder, his first career attempt, to knot the score in the second quarter. Marino teamed with WR-Oronde Gadsden on a 44t pass, then Colts QB-Peyton Manning was intercepted two plays later. Abdul-Jabbar tallied on a 4t rush as Miami produced two scores in 27 seconds. Two fourth-quarter drives inside the Miami 10 led to 27- and 20-yard Vanderjagt field goals. Down 17-9 with 1:32 to go, Manning was intercepted again, and DB-Terrell Buckley's 211 return gave Miami a 24-9 cushion. Manning (21-37-302, 1 TD/3 ints.) hit WR-Marvin Harrison (5-102, 1 TD) on a 6t pass at the gun. Manning (22 years, 5 months, 13 days) became the seventh-youngest NFL opening-day rookie quarterback to start since 1970. He became the fourth club rookie to post a 300+ outing, and his yardage ranked behind only John Unitas' 401 (vs. Atlanta 9/17/67) for most on opening day. Manning and Harrison formed only the second 300+/100+ opening-day duo in Colts history (401, Unitas; 6-126, TE-John Mackey vs. Atlanta 9/17/67). RB-Marshall Faulk caught a pass in his 62nd straight game to tie the club mark of WR-Jessie Hester (1990-93), while he surpassed RB-Alan Ameche (4,045) for fifth-place in Colts career rushing. Vanderjagt's 51-yard field goal extended the Colts' NFL-record streak of consecutive seasons (13) with a field goal from the 50+ range.

| | | | | | |
|----------|---|----|---|----|----|
| Dolphins | 3 | 14 | 0 | 7 | 24 |
| Colts | 0 | 3 | 0 | 12 | 15 |

Scoring Summary

| | | Q | Time | Drive | Time |
|-------|--|---|-------|-------|------|
| M | Mare 22 FG | 1 | 9:19 | 16-76 | 9:19 |
| Colts | Vanderjagt 51 FG | 2 | 4:07 | 5-46 | 2:06 |
| M | Gadsden 44 pass from Marino (Mare kick) | 2 | 7:01 | 6-66 | 2:54 |
| M | Abdul-Jabbar 4 run (Mare kick) | 2 | 7:28 | 2- 4 | 0:07 |
| Colts | Vanderjagt 27 FG | 4 | 0:47 | 11-69 | 6:16 |
| Colts | Vanderjagt 20 FG | 4 | 11:07 | 9-38 | 4:25 |
| M | Buckley 21 interception return (Mare kick) | 4 | 13:41 | | |
| Colts | Harrison 6 pass from Manning (pass failed) | 4 | 15:00 | 8-80 | 1:19 |

TEAM STATISTICS

| | Dolphins | Colts |
|---------------------|----------|----------|
| First Downs | 15 | 24 |
| Rushes/Yards | 30-137 | 26-64 |
| Net Passing Yards | 135 | 273 |
| Total Net Yards | 272 | 337 |
| Passing (A-C-I) | 24-13-0 | 37-21-3 |
| Sacks-Yards | 0-0 | 4-29 |
| Punts-Avg. | 5-42.6 | 3-45.3 |
| Fumbles/Lost | 2/1 | 1/1 |
| Penalties | 5-45 | 5-50 |
| Time of Possession | 27:25 | 32:35 |
| Field Goals | 22,51 | 51,27,20 |
| 3rd-Down Conversion | 6/13 | 4/11 |
| 4th-Down Conversion | 0/0 | 0/0 |

COLTS STARTERS

| | Offense | Defense |
|----|-----------------|-------------------------|
| WR | Jerome Pathon | LDE Al Fontenot |
| LT | Tarik Glenn | LDT Bernard Whittington |
| LG | Steve McKinney | RDT Ellis Johnson |
| C | Jay Leeuwenburg | RDE Dan Footman |
| RG | Tony Mandarich | LLB Steve Morrison |
| RT | Adam Meadows | MLB Jeff Herrod |
| TE | Ken Dilger | LCB Elijah Alexander |
| WR | Marvin Harrison | RLB Jeff Burris |
| QB | Peyton Manning | RCB Tyrone Poole |
| RB | Marshall Faulk | SS Robert Blackmon |
| RB | Zack Crockett | FS Jason Belser |

INDIVIDUAL STATISTICS

| | | |
|-----------------|-----------|--|
| Rushing — | Dolphins: | Abdul-Jabbar 123-108, 1 TD; Avery 5-28; Pritchett 1-1; Marino 1-0 |
| | Colts: | Faulk 24-56; Crockett 1-5; Pathon 1-3 |
| Passing — | Dolphins: | Marino 24-13-135-1-0 |
| | Colts: | Manning 37-21-302-1-3 Sacked: 4-29 |
| Receiving — | Dolphins: | Thomas 2-29; McDuffie 2-14; Pritchett 2-10; Perry 2-9; Gadsden 1-44, 1 TD |
| | Colts: | Abdul-Jabbar 1-10; Drayton 1-9; Avery 1-5; Parmalee 1-5 |
| | Colts: | Harrison 5-102, 1 TD; Faulk 4-49; Pathon 4-44; Pollard 3-53; Dilger 3-22; Small 2-32 |
| Interceptions — | Dolphins: | Buckley 2-33-211-1; Gardener 1-(-1)-(-1)-0 |
| | Colts: | None |
| Punts — | Dolphins: | Wilmsmeyer 5-213-42.6-56-0, 36.0 net, 1 TB/1 In20 |
| | Colts: | Gardocki 3-136-45.3-54-0, 42.0 net, 1 In20 |
| KO Returns — | Dolphins: | Avery 3-84-36-0 |
| | Colts: | Bailey 2-31-17-0 |
| Punt Returns — | Dolphins: | Jordan 1-10-10-0 |
| | Colts: | Bailey 1-13-13-0 |
| QB Sacks — | Dolphins: | Jackson 1-10; Rodgers 1-9; Taylor 1-8; Armstrong 1-2 |
| | Colts: | None |
| Fumble Recov. — | Dolphins: | Marion 1-2-2-0 |
| | Colts: | Banta 1-0-0-0 |

2

NEW ENGLAND PATRIOTS 29, INDIANAPOLIS COLTS 6

September 13, 1998

Foxboro Stadium

8:20 p.m.



Weather: Cloudy, cool, 65 degrees • **Attendance:** 60,068 • **Time:** 2:48

New England turned four Colts turnovers into 20 points in prevailing over Indianapolis, 29-6. DE-Willie McGinest produced a sack-fumble of QB-Peyton Manning that resulted in a 19-yard field goal by K-Adam Vinatieri. The kick came after the Colts defense stiffened as the drive started two yards from the goal line. DB-Ty Law intercepted Manning's ensuing pass and returned the theft 59 yards for a 10-0 lead. New England gained just one first down and seven net yards during the first quarter. Law thwarted a Colts scoring threat later in the period by swiping a pass in the end zone. Vinatieri hit 23- and 52-yard field goals, the latter one at the gun, for a 16-0 halftime lead. New England moved the count to 29-0 in the second half behind a 3t pass from QB-Drew Bledsoe (15-29-218, 1 TD) to WR-Terry Glenn and a 1t rush by RB-Robert Edwards. Manning (21-33-188, 1 TD/3 ints.) hit WR-Torrance Small on a 3t pass with 4:09 to go. RB-Marshall Faulk was 29-127 rushing/7-60 receiving. It was his 11th career 100+ game, while he set a new club record with receptions in 63 consecutive games.

| | | | | | |
|-----------------|-----------|----------|----------|----------|-----------|
| Colts | 0 | 0 | 0 | 6 | 6 |
| Patriots | 10 | 6 | 6 | 7 | 29 |

Scoring Summary

| | | Q | Time | Drive | Time |
|-------|---|----------|-------------|--------------|-------------|
| NE | Vinatieri 19 FG | 1 | 7:54 | 4-0 | 1:49 |
| NE | Law 59 interception return (Vinatieri kick) | 1 | 10:47 | | |
| NE | Vinatieri 23 FG | 2 | 9:03 | 13-74 | 4:38 |
| NE | Vinatieri 52 FG | 2 | 15:00 | 9-55 | 1:49 |
| NE | Glenn 3 pass from Bledsoe (pass failed) | 3 | 5:26 | 8-46 | 3:20 |
| NE | Edwards 1 run (Vinatieri kick) | 4 | 0:39 | 8-70 | 3:23 |
| Colts | Small 3 pass from Manning (pass failed) | 4 | 10:51 | 12-67 | 3:34 |

TEAM STATISTICS

| | Patriots | Colts |
|---------------------|-----------------|--------------|
| First Downs | 15 | 20 |
| Rushes/Yards | 33-103 | 32-136 |
| Net Passing Yards | 218 | 173 |
| Total Net Yards | 321 | 309 |
| Passing (A-C-I) | 29-15-0 | 33-21-3 |
| Sacks-Yards | 0-0 | 2-15 |
| Punts-Avg. | 5-44.8 | 6-42.0 |
| Fumbles/Lost | 2/0 | 1/1 |
| Penalties | 4-30 | 5-32 |
| Time of Possession | 27:55 | 32:05 |
| Field Goals | 19,23,52,42 | None |
| 3rd-Down Conversion | 7/17 | 3/13 |
| 4th-Down Conversion | 0/0 | 1/2 |

COLTS STARTERS

| Offense | Defense |
|---------------------------|-----------------------------|
| WR Jerome Pathon | LDE Al Fontenot |
| LT Tarik Glenn | LDT Tony McCoy |
| LG Steve McKinney | RDT Ellis Johnson |
| C Jay Leeuwenburg | RDE Dan Footman |
| RG Tony Mandarich | LLB Steve Morrison |
| RT Adam Meadows | MLB Jeff Herrod |
| TE Ken Dilger | RLB Elijah Alexander |
| WR Marvin Harrison | LCB Jeff Burris |
| QB Peyton Manning | RCB Tyrone Poole |
| RB Marshall Faulk | SS Robert Blackmon |
| HB Marcus Pollard | FS Jason Belser |

INDIVIDUAL STATISTICS

| | |
|------------------------|--|
| Rushing — | Patriots: Shaw 5-55; Edwards 18-36, 1 TD; Glenn 1-7; Cullors 2-6; Bledsoe 3-2; Carter 1-0; Zolak 3-(-3) |
| | Colts: Faulk 29-127; Elias 3-9 |
| Passing — | Patriots: Bledsoe 29-15-218-1-0 |
| | Colts: Manning 33-21-188-1-3 Sacked: 2-15 |
| Receiving — | Patriots: Edwards 3-71; Brown 3-50; Glenn 3-25, 1 TD; Carter 2-6; Cullors 2-6; Jefferson 1-38; Purnell 1-22 |
| | Colts: Faulk 7-60; Pollard 6-53; Dilger 4-38; Harrison 2-26; Pathon 1-8; Small 1-3, 1 TD |
| Interceptions — | Patriots: Law 2-59-59+1; Cauty 1-12-12-0 |
| | Colts: None |
| Punts — | Patriots: Tupa 5-224-44.8-54-0, 28.8 net, 1 In20 |
| | Colts: Gardocki 6-252-42.0-52-0, 29.0 net, 2 TB/3 In20 |
| KO Returns — | Patriots: Cullors 2-74-47-0 |
| | Colts: Bailey 6-127-36-0 |
| Punt Returns — | Patriots: Brown 1-38-38-0, 1 FC |
| | Colts: Bailey 4-30-18-0 |
| QB Sacks — | Patriots: McGinest 1-9; Slade 1-6 |
| | Colts: None |
| Fumble Recov. — | Patriots: Clay 1-3-3-0 |
| | Colts: None |

3

NEW YORK JETS 44, INDIANAPOLIS COLTS 6

September 20, 1998

Giants Stadium

1:01 p.m.



Weather: Hazy, humid, 73 degrees • **Attendance:** 79,469 • **Time:** 2:57

QB-Vinny Testaverde (12-21-203, 4 TDs/1 int.) threw for four touchdowns, while RBs-Curtis Martin (23-144) and Leon Johnson (8-52, 2 TDs rushing/1-82, 1 TD receiving) pounded the Colts defense as the Jets won, 44-6. New York rushed for 302 yards, the sixth-highest total ever allowed by the Colts and the most since 12/6/81 (354 vs. Dallas). The Jets' 505 net yards were the most allowed by the Colts since 12/26/82 (507 at San Diego), while the 38-point margin of defeat was the largest since 12/26/93 (38-0 at New England). It was the most points surrendered by the Colts since 9/8/85 (45 at Pittsburgh). RB-Marshall Faulk had 98 yards from scrimmage (21-91 rushing/2-7 receiving). QB-Peyton Manning was 20-44-193, 2 ints.

| | | | | | |
|--------------|----------|-----------|----------|-----------|-----------|
| Colts | 0 | 3 | 3 | 0 | 6 |
| Jets | 7 | 20 | 7 | 10 | 44 |

Scoring Summary

| | | Q | Time | Drive | Time |
|-------|--|----------|-------------|--------------|-------------|
| NYJ | L. Johnson 82 pass from Testaverde (Hall kick) | 1 | 4:38 | 3-80 | 1:23 |
| NYJ | Brady 1 pass from Testaverde (Hall kick) | 2 | 3:46 | 9-58 | 3:55 |
| NYJ | Chrebet 8 pass from Testaverde (Hall kick) | 2 | 8:40 | 8-59 | 3:42 |
| NYJ | L. Johnson 16 run (kick blocked) | 2 | 11:51 | 5-68 | 2:12 |
| Colts | Vanderjagt 43 FG | 2 | 14:52 | 11-44 | 3:01 |
| NYJ | K. Johnson 11 pass from Testaverde (Hall kick) | 3 | 5:11 | 9-70 | 5:11 |
| Colts | Vanderjagt 24 FG | 3 | 9:45 | 11-77 | 4:34 |
| NYJ | Hall 36 FG | 4 | 0:09 | 11-71 | 5:24 |
| NYJ | L. Johnson 1 run (Hall kick) | 4 | 9:56 | 9-82 | 5:47 |

TEAM STATISTICS

| | Jets | Colts |
|---------------------|-------------|--------------|
| First Downs | 28 | 21 |
| Rushes/Yards | 44-302 | 27-120 |
| Net Passing Yards | 203 | 190 |
| Total Net Yards | 505 | 310 |
| Passing (A-C-I) | 22-12-1 | 44-20-2 |
| Sacks-Yards | 0-0 | 1-3 |
| Punts-Avg. | 3-51.3 | 6-45.0 |
| Fumbles/Lost | 4/1 | 0/0 |
| Penalties | 8-63 | 5-34 |
| Time of Possession | 33:11 | 26:49 |
| Field Goals | 36 | 43,24 |
| 3rd-Down Conversion | 7/11 | 5/16 |
| 4th-Down Conversion | 0/0 | 0/1 |

COLTS STARTERS

| Offense | Defense |
|---------------------------|---------------------------|
| WR Jerome Pathon | LDE Al Fontenot |
| LT Tarik Glenn | LDT Tony McCoy |
| LG Steve McKinney | RDT Ellis Johnson |
| C Jay Leeuwenburg | RDE Dan Foolman |
| RG Tony Mandarich | LLB Steve Morrison |
| RT Adam Meadows | MLB Jeff Herrod |
| TE Ken Dilger | RLB Andre Royal |
| WR Marvin Harrison | LCB Jeff Burris |
| QB Peyton Manning | RCB Tyrone Poole |
| RB Marshall Faulk | SS Robert Blackmon |
| HB Marcus Pollard | FS Jason Belsler |

INDIVIDUAL STATISTICS

| | |
|------------------------|--|
| Rushing — | Jets: Martin 23-144; Sowell 8-82; L. Johnson 8-52, 2 TD; Byars 1-13; Lucas 2-8; Ward 1-3; Testaverde 1-0 |
| | Colts: Faulk 21-91; Manning 3-26; Elias 3-3 |
| Passing — | Jets: Testaverde 21-12-203-4-1; Lucas 1-0-0-0 |
| | Colts: Manning 44-20-193-0-2 Sacked: 1-3 |
| Receiving — | Jets: Chrebet 3-25, 1 TD; Brady 3-17, 1 TD; Martin 2-30; K. Johnson 2-20, 1 TD; L. Johnson 1-82, 1 TD; Byars 1-29 |
| | Colts: Harrison 7-77; Small 5-50; Pathon 3-24; Faulk 2-7; Pollard 1-19; Elias 1-11; Dilger 1-5 |
| Interceptions — | Jets: Mickens 1-10-10-0; Glenn 1-0-0-0 |
| | Colts: Burris 1-0-0-0 |
| Punts — | Jets: Hansen 3-154-51.3-62-0, 42.3 net |
| | Colts: Gardocki 6-270-45.0-56-0, 38.7 net, 1 TB/3 In20 |
| KO Returns — | Jets: Glenn 2-50-31-0; L. Johnson 1-19-19-0 |
| | Colts: Clark 3-38-15-0; Elias 2-45-28-0 |
| Punt Returns — | Jets: L. Johnson 2-13-12-0, 2 FC; Ward 1-5-5-0 |
| | Colts: Poole 2-27-14-0 |
| QB Sacks — | Jets: Lewis 1-3 |
| | Colts: None |
| Fumble Recov. — | Jets: None |
| | Colts: Tuinei 1-0-0-0 |

4

NEW ORLEANS SAINTS 19, INDIANAPOLIS COLTS 13 (OT)

September 27, 1998

RCA Dome

12:01 p.m.



Weather: Partly sunny, 87 degrees (inside dome 72 degrees) • **Attendance:** 48,480 • **Time:** 3:12

QB-Danny Wuerffel hit TE-Cameron Cleeland on a 33t pass 6:10 into overtime as the Saints rallied from a late 13-6 deficit to top the Colts, 19-13. The overtime score marked the Saints' only lead of the game. QB-Peyton Manning was 19-32-309, 1 TD/3 ints., while RB-Marshall Faulk was 27-61 rushing/6-128, 1 TD receiving. The clubs traded a pair of field goals through three quarters until Manning teamed with Faulk on a 78t pass, the second-longest rookie scoring strike in club history (84, Jack Trudeau to Bill Brooks at San Francisco 10/5/86). It gave the club a 13-6 lead with 14:49 to go. The lead held up as New Orleans started from its four-yard line with 2:49 left. Wuerffel (12-27-153, 2 TDs/1 int.), who started the march with only 33 passing yards on the day, hit WR-Sean Dawkins for 44 yards on fourth-and-17, then found WR-Andre Hastings on a 15t pitch with :41 left. The game was decided after Manning was intercepted by DB-Tyrone Drakeford. Drakeford returned his theft to the Colts' 36. Wuerffel hit Cleeland two plays later for the win. Manning's second 300+ game tied Trudeau (2, 1986) for the most by a Colts rookie. Faulk's 189 yards from scrimmage were bolstered by his career-best receiving yardage day.

| | | | | | | |
|---------------|----------|----------|----------|----------|----------|-----------|
| Saints | 0 | 3 | 3 | 7 | 6 | 19 |
| Colts | 3 | 3 | 3 | 7 | 0 | 13 |

Scoring Summary

| | | Q | Time | Drive | Time |
|-------|--|----------|-------------|--------------|-------------|
| Colts | Vanderjagt 52 FG | 1 | 7:56 | 5-32 | 2:47 |
| Colts | Vanderjagt 19 FG | 2 | 9:39 | 9-42 | 4:18 |
| NO | Brien 22 FG | 2 | 14:34 | 4-2 | 1:26 |
| NO | Brien 20 FG | 3 | 9:23 | 8-51 | 3:48 |
| Colts | Faulk 78 pass from Manning (Vanderjagt kick) | 4 | 0:11 | 3-80 | 1:11 |
| NO | Hastings 15 pass from Wuerffel (Brien kick) | 4 | 14:19 | 10-96 | 2:08 |
| NO | Cleveland 33 pass from Wuerffel (no kick) | OT | 6:10 | 2-36 | 0:44 |

TEAM STATISTICS

| | Saints | Colts |
|---------------------|---------------|--------------|
| First Downs | 14 | 16 |
| Rushes/Yards | 32-183 | 31-65 |
| Net Passing Yards | 137 | 292 |
| Total Net Yards | 320 | 357 |
| Passing (A-C-I) | 28-12-1 | 32-19-3 |
| Sacks-Yards | 4-16 | 4-17 |
| Punts-Avg. | 8-51.1 | 6-46.0 |
| Fumbles/Lost | 1/0 | 0/0 |
| Penalties | 6-55 | 10-79 |
| Time of Possession | 31:41 | 34:29 |
| Field Goals | 22/20 | 52/19 |
| 3rd-Down Conversion | 3/15 | 8/16 |
| 4th-Down Conversion | 1/2 | 0/0 |

COLTS STARTERS

| Offense | | Defense | |
|----------------|-----------------|----------------|---------------------|
| WR | Jerome Pathon | LDE | Bertrand Berry |
| LT | Tarik Glenn | LDT | Tony McCoy |
| LG | Steve McKinney | RDT | Ellis Johnson |
| C | Jay Leuowenburg | RDE | Bernard Whittington |
| RG | Tony Manderich | LLB | Steve Morrison |
| RT | Adam Meadows | MLB | Jeff Herrod |
| TE | Ken Dilger | RLB | Andre Royal |
| WR | Marvin Harrison | LCB | Jeff Burris |
| QB | Peyton Manning | RCB | Tyrone Poole |
| RB | Marshall Faulk | SS | Robert Blackmon |
| HB | Marcus Pollard | FS | Jason Belser |

INDIVIDUAL STATISTICS

| | | |
|-----------------|---------|--|
| Rushing — | Saints: | Smith 24-157; Hastings 1-14; Zellars 7-12 |
| | Colts: | Faulk 27-61; Manning 1-7; Elias 1-6; Crockett 1-0; Pathon 1-(9) |
| Passing — | Saints: | Wuerffel 27-12-153-2-1 Sacked: 4-16; Craver 1-0-0-0 |
| | Colts: | Manning 32-19-309-1-3 Sacked: 4-17 |
| Receiving — | Saints: | Cleeland 3-49, 1 TD; Hastings 3-35; Dawkins 2-55; Zellars 2-0; Bech 1-12; Craver 1-2 |
| | Colts: | Harrison 7-95; Faulk 6-128, 1 TD; Pathon 3-66; Green 1-17; Pollard 1-2; Crockett 1-1 |
| Interceptions — | Saints: | Kelly 1-25-25-0; Drakeford 1-23-23-0; Cota 1-4-4-0 |
| | Colts: | Poole 1-0-0-0 |
| Punts — | Saints: | Royals 7-372-53.1-64-0, 40.7 net, 3 TB/3 In20; Brien 1-37-37.0-37-0, 17.0 net, 1 TB |
| | Colts: | Gardocki 6-276-46.0-58-0, 39.2 net, 2 In20 |
| KO Returns — | Saints: | Ismail 4-117-39-0 |
| | Colts: | Elias 4-92-29-0 |
| Punt Returns — | Saints: | Hastings 2-41-34-0, 2 FC |
| | Colts: | Poole 3-27-11-0 |
| QB Sacks — | Saints: | Fields 2-8; Robbins 1-5; Johnson 1-4 |
| | Colts: | McCoy 1-7; Johnson 1-4; Chester 1-3; Tuinei 1-2 |
| Fumble Recov. — | Saints: | None |
| | Colts: | None |

5

INDIANAPOLIS COLTS 17, SAN DIEGO CHARGERS 12

October 4, 1998

RCA Dome

12:01 p.m.



Weather: Cloudy, 64 degrees (inside dome 72 degrees) • Attendance: 51,988 • Time: 3:05

The Colts produced 14 points off takeaways and limited San Diego to 295 net yards as Head Coach Jim Mora earned his first win with the club. The Colts bolted to an early 8-0 lead as QB-Peyton Manning (12-23-137, 1 TD/int.) hit RB-Marshall Faulk (25-50 rushing/4-44, 1 TD receiving) on a 191 pass. TE-Ken Dilger tallied a two-point conversion on a "swinging gate" rush. The score was set up by an interception of QB-Ryan Leaf (12-23-160, 1 int.). The lead grew to 11-0 as K-Mike Vanderjagt hit a 48-yard field goal following a Chargers fumble. K-John Carney narrowed the gap to 11-6 with 50- and 25-yard field goals before halftime. Vanderjagt hit a 51-yard field goal in the third quarter after another San Diego fumble, but the Chargers crept within 14-12 with 1:48 remaining as RB-Natrone Means (31-130, 1 TD) scored on a 11 rush. The score was set up by a 56-yard Leaf pass to WR-Charlie Jones. Dilger returned the onsidess kick to the San Diego 25, and Vanderjagt added the final points with a 40-yard boot. The four Colts scoring drives covered a total of 55 yards, and the victory came despite only 192 net yards and eleven first downs. The Manning-Leaf matchup marked only the second time in NFL history (9/19/93, Drew Bledsoe, New England-Rick Mirer, Seattle; Seattle won, 17-14) that quarterbacks taken first and second in the draft met in regular season play.

| | | | | | |
|-----------------|-----------|----------|----------|----------|-----------|
| Chargers | 0 | 6 | 0 | 6 | 12 |
| Colts | 11 | 0 | 0 | 6 | 17 |

Scoring Summary

| | | Q | Time | Drive | Time |
|-------|---|----------|-------------|--------------|-------------|
| Colts | Faulk 19 pass from Manning (Dilger run) | 1 | 6:23 | 7-44 | 3:44 |
| Colts | Vanderjagt 48 FG | 1 | 10:49 | 4- 5 | 1:27 |
| SD | Carney 50 FG | 2 | 0:48 | 8-47 | 4:59 |
| SD | Carney 25 FG | 2 | 13:05 | 8-47 | 2:54 |
| Colts | Vanderjagt 51 FG | 4 | 8:45 | 4- 3 | 1:35 |
| SD | Means 1 run (pass failed) | 4 | 13:12 | 8-80 | 4:26 |
| Colts | Vanderjagt 40 FG | 4 | 13:46 | 4- 3 | 0:34 |

TEAM STATISTICS

| | Chargers | Colts |
|---------------------|-------------------|-----------------------|
| First Downs | 17 | 11 |
| Rushes/Yards | 34-152 | 29-55 |
| Net Passing Yards | 143 | 137 |
| Total Net Yards | 295 | 192 |
| Passing (A-C-I) | 23-12-1 | 23-12-1 |
| Sacks-Yards | 4-17 | 0-0 |
| Punts-Avg. | 4-35.8 | 6-45.3 |
| Fumbles/Lost | 2/2 | 0/0 |
| Penalties | 11-90 | 8-67 |
| Time of Possession | 32:47 | 27:13 |
| Field Goals | 50, 47, 25 | 48, 40, 51, 40 |
| 3rd-Down Conversion | 5/15 | 2/13 |
| 4th-Down Conversion | 0/1 | 0/0 |

COLTS STARTERS

| | Offense | Defense |
|-----------|-----------------|--------------------------------|
| WR | Jerome Pathon | LDE Bertrand Berry |
| LT | Tarik Glenn | LDT Tony McCoy |
| LG | Steve McKinney | RDT Ellis Johnson |
| C | Jay Leeuwenburg | RDE Bernard Whittington |
| RG | Tony Mandarich | LLB Steve Morrison |
| RT | Adam Meadows | MLB Jeff Herrod |
| TE | Ken Dilger | RLB Elijah Alexander |
| WR | Marvin Harrison | LCB Jeff Burris |
| QB | Peyton Manning | RCB Tyrone Poole |
| RB | Marshall Faulk | SS Robert Blackmon |
| RB | Craig Heyward | FS Jason Belser |

INDIVIDUAL STATISTICS

| | |
|-----------------|--|
| Rushing — | Chargers: Means 31-130, 1 TD; C. Jones 1-14; Leaf 1-6; Fletcher 1-2 |
| | Colts: Faulk 25-50; Heyward 2-5; Manning 2-0 |
| Passing — | Chargers: Leaf 23-12-160-0-1 Sacked: 4-17 |
| | Colts: Manning 23-12-137-1-1 |
| Receiving — | Chargers: Still 6-46; C. Jones 2-66; F. Jones 1-16; Fletcher 1-13; Means 1-13; Slaughter 1-6 |
| | Colts: Faulk 4-44, 1 TD; Harrison 3-39; Small 2-33; Heyward 1-9; Dilger 1-7; Pathon 1-5 |
| Interceptions — | Chargers: Harrison 1-21-21-0 |
| | Colts: Alexander 1-12-12-0 |
| Punts — | Chargers: Bennett 4-143-35.8-45-0, 34.3 net, 2 In20 |
| | Colts: Gardocki 6-272-45.3-54-0, 27.7 net, 1 TB |
| KO Returns — | Chargers: Stephens 2-52-32-0; Rachal 1-18-18-0; Fletcher 1-12-12-0 |
| | Colts: Elias 3-71-26-0; Dilger 1-14-14-0 |
| Punt Returns — | Chargers: Rachal 3-86-40-0, 1 FC |
| | Colts: Poole 1-66-0, 2 FC |
| QB Sacks — | Chargers: None |
| | Colts: Berry 1-11; McCoy 1-5; Blackmon 1-1; Johnson 1-0; |
| Fumble Recov. — | Chargers: None |
| | Colts: Alexander 1-0-0-0; Whittington 1-0-0-0 |

6

BUFFALO BILLS 31, INDIANAPOLIS COLTS 24

October 11, 1998

RCA Dome

12:01 p.m.



Weather: Sunny, 64 degrees (inside dome 72 degrees) • **Attendance:** 52,938 • **Time:** 3:10

The Indianapolis defense leveled Buffalo starting QB-Rob Johnson on the opening possession, and replacement QB-Doug Flutie came on to spur a 31-24 win. Flutie was 23-28-213, 2 TDs passing, while RB-Antowain Smith was 31-130, 2 TDs. Indianapolis gained a 12-7 halftime lead off four field goals by K-Mike Vanderjagt. Vanderjagt hit boots of 22, 33, 43 and 41 yards, while Flutie kept it close by teaming with TE-Jay Riemersma on a 71 pass in the second quarter. Flutie and Smith took over in the second half as Buffalo scored 24 consecutive points. Flutie hit WR-Kevin Williams on a 61 pitch, then Smith scored on 41 and 11 runs. K-Steve Christie hit a 39-yard field goal for a 31-12 Bills lead with 5:20 left. QB-Peyton Manning (20-41-235, 2 TDs/int.) added scoring tosses to WRs-Torrance Small (31) and Marvin Harrison (251). The final tally came with :06 remaining. RB-Thurman Thomas was 6-23 rushing (1,204 career yards vs. Colts) to surpass RB-O.J. Simpson (1,197) as the leading rusher ever against the Colts.

| | | | | | |
|--------------|----------|----------|----------|-----------|-----------|
| Bills | 0 | 7 | 7 | 17 | 31 |
| Colts | 6 | 6 | 0 | 12 | 24 |

Scoring Summary

| | | Q | Time | Drive | Time |
|-------|--|----------|-------------|--------------|-------------|
| Colts | Vanderjagt 22 FG | 1 | 4:20 | 5-47 | 2:30 |
| Colts | Vanderjagt 33 FG | 1 | 13:04 | 7-42 | 3:23 |
| Colts | Vanderjagt 43 FG | 2 | 6:43 | 9-54 | 4:29 |
| B | Riemersma 7 pass from Flutie (Christie kick) | 2 | 12:02 | 9-71 | 5:19 |
| Colts | Vanderjagt 41 FG | 2 | 14:05 | 8-57 | 2:03 |
| B | Williams 6 pass from Flutie (Christie kick) | 3 | 10:54 | 11-59 | 5:45 |
| B | Smith 4 run (Christie kick) | 4 | 0:47 | 7-57 | 3:41 |
| B | Smith 1 run (Christie kick) | 4 | 3:56 | 4-25 | 2:15 |
| B | Christie 39 FG | 4 | 9:40 | 6-42 | 3:43 |
| Colts | Small 3 pass from Manning (pass failed) | 4 | 12:41 | 14-83 | 3:01 |
| Colts | Harrison 25 pass from Manning (pass failed) | 4 | 14:54 | 7-72 | 0:49 |

TEAM STATISTICS

| | Bills | Colts |
|---------------------|--------------|--------------|
| First Downs | 24 | 21 |
| Rushes/Yards | 40-176 | 22-106 |
| Net Passing Yards | 205 | 235 |
| Total Net Yards | 381 | 341 |
| Passing (A-C-I) | 28-23-0 | 41-20-2 |
| Sacks-Yards | 1-8 | 0-0 |
| Punts-Avg. | 4-33.3 | 3-38.3 |
| Fumbles/Lost | 0/0 | 0/0 |
| Penalties | 9/77 | 4/18 |
| Time of Possession | 36:41 | 23:19 |
| Field Goals | 53-39 | 22-33-43-41 |
| 3rd-Down Conversion | 7/13 | 3/12 |
| 4th-Down Conversion | 0/0 | 1/1 |

COLTS STARTERS

| | Offense | Defense |
|-----------|-----------------|--------------------------------|
| WR | Jerome Pathon | LDE Bertrand Berry |
| LT | Tarik Glenn | LDT Tony McCoy |
| LG | Steve McKinney | RDT Ellis Johnson |
| C | Jay Leeuwenburg | RDE Bernard Whittington |
| RG | Tony Mandarich | LLB Steve Morrison |
| RT | Adam Meadows | MLB Jeff Herrod |
| TE | Ken Dilger | RLB Elijah Alexander |
| WR | Marvin Harrison | LCB Jeff Burris |
| QB | Peyton Manning | RCB Tyrone Poole |
| RB | Marshall Faulk | SS Robert Blackmon |
| RB | Lamont Warren | FS Jason Belsar |

INDIVIDUAL STATISTICS

| | | |
|-----------------|--------|---|
| Rushing — | Bills: | Smith 31-130, 2 TD; Thomas 6-23; Flutie 3-23 |
| | Colts: | Faulk 18-93; Heyward 3-11; Warren 1-2 |
| Passing — | Bills: | Johnson 0-0-0 Sacked: 1-8; Flutie 28-23-213-2-0 |
| | Colts: | Manning 41-20-235-2-2 |
| Receiving — | Bills: | Reed 5-76; Gash 5-45; Thomas 5-32; Williams 3-21, 1 TD; Johnson 2-6; Moulds 1-16; Early 1-10; Riemersma 1-7, 1 TD |
| | Colts: | Faulk 6-80; Harrison 4-61, 1 TD; Small 4-48, 1 TD; Dilger 2-23; Pathon 2-19; Warren 2-4 |
| Interceptions — | Bills: | Schulz 1-0-0; Washington 1-0-0-0 |
| | Colts: | None |
| Punts — | Bills: | Mohr 4-133-33.3-47-0, 26.5 net, 1 TB/1 In20 |
| | Colts: | Gardocki 3-115-38.3-42-0, 37.7 net |
| KO Returns — | Bills: | Williams 4-87-31-0; Riemersma 1-9-9-0 |
| | Colts: | Warren 5-104-23-0 |
| Punt Returns — | Bills: | Williams 2-2-3-0 |
| | Colts: | Poole 1-7-7-0, 1 FC |
| QB Sacks — | Bills: | None |
| | Colts: | Chester 1-8 |
| Fumble Recov. — | Bills: | None |
| | Colts: | None |

7

SAN FRANCISCO 49ERS 34, INDIANAPOLIS COLTS 31

October 18, 1998

3Com Park

1:06 p.m.



Weather: Sunny, clear, 63 degrees • **Attendance:** 68,486 • **Time:** 3:17

K-Wade Richey's 24-yard field goal with :05 remaining capped a frustrating 34-31 Colts loss at San Francisco. Indianapolis burst to a 21-0 second-quarter lead behind RB-Marshall Faulk (17-103, 1 TD), QB-Peyton Manning (18-30-231, 3 TDs) and WR-Marvin Harrison (6-98, 3 TDs). Faulk's 651 rushing burst preceded Harrison's 41 and 61 receptions as the Colts' advantage was built over the game's first 19 minutes. San Francisco cut the gap to 21-17 at halftime after two Colts end zone interceptions were negated by defensive holding calls. QB-Steve Young (33-51-331, 2 TDs) hit WRs-J.J. Stokes (31) and Terrell Owens (10) on scoring plays after the penalties. Indianapolis countered with a 611 Manning-to-Harrison pass and a 38-yard K-Mike Vanderjagt field goal in the third quarter. Young authored a 17-point final quarter with 11 and 231 rushes to culminate 91- and 53-yard scoring drives. His scores knotted the count with 5:52 to go. Vanderjagt was short on a 53-yard field goal attempt with 1:08 left, and Young moved the 49ers 50 yards for Richey's winning kick. Manning's three scoring passes tied a club rookie mark held by John Unitas (vs. Rams 11/25/56) and Jeff George (at Cincinnati 11/25/90; vs. Washington 12/22/90). It was Harrison's second 3-TD game and the tenth in Colts history. The 651 rush and 611 reception marked the 25th time in Colts history that two 50+ scores happened in the same game, but it marked the first time it was ever done via a rush and reception. The 21-point lead lost tied the third-largest in club history. San Francisco produced 36 first downs, the most ever in a game against the Colts.

| | | | | | |
|-------|----|----|----|----|----|
| Colts | 14 | 7 | 10 | 0 | 31 |
| 49ers | 0 | 17 | 0 | 17 | 34 |

Scoring Summary

| | Q | Time | Drive | Time |
|---|---|-------|-------|------|
| Colts Faulk 65 run (Vanderjagt kick) | 1 | 9:27 | 1-65 | 0:12 |
| Colts Harrison 4 pass from Manning (Vanderjagt kick) | 1 | 12:58 | 2- 7 | 0:41 |
| Colts Harrison 6 pass from Manning (Vanderjagt kick) | 2 | 4:04 | 12-84 | 4:58 |
| S Richey 43 FG | 2 | 6:43 | 7-43 | 2:39 |
| SF Stokes 3 pass from Young (Richey kick) | 2 | 13:06 | 9-46 | 4:26 |
| S Owens 10 pass from Young (Richey kick) | 2 | 14:57 | 6-42 | 1:23 |
| Colts Harrison 61 pass from Manning (Vanderjagt kick) | 3 | 4:19 | 1-61 | 0:10 |
| Colts Vanderjagt 38 FG | 3 | 8:32 | 5-21 | 2:04 |
| S Young 1 run (run failed) | 4 | 5:02 | 10-91 | 4:11 |
| SF Young 23 run (Rice pass from Young) | 4 | 9:08 | 5-53 | 2:35 |
| S Richey 24 FG | 4 | 14:55 | 7-50 | 1:03 |

TEAM STATISTICS

| | 49ers | Colts |
|---------------------|----------|---------|
| First Downs | 36 | 15 |
| Rushes/Yards | 25-127 | 20-105 |
| Net Passing Yards | 321 | 231 |
| Total Net Yards | 448 | 336 |
| Passing (A-C-I) | 51-33-0 | 30-18-0 |
| Sacks-Yards | 5-10 | 1-0 |
| Punts-Avg. | 3-47.0 | 5-45.8 |
| Fumbles/Lost | 2/2 | 0/0 |
| Penalties | 6-55 | 10-83 |
| Time of Possession | 35:57 | 24:03 |
| Field Goals | 27-43-24 | 38-53 |
| 3rd-Down Conversion | 6/11 | 4/11 |
| 4th-Down Conversion | 0/0 | 0/0 |

COLTS STARTERS

| Offense | Defense |
|---------------------------|----------------------------|
| WR Jerome Pathon | LDE Al Fontenot |
| LT Tarik Glenn | RDT Tony McCoy |
| LG Steve McKinney | 3DT Ellis Johnson |
| C Jay Leeuwenburg | RDE Bertrand Berry |
| RG Tony Mandarich | LB Andre Royal |
| RT Adam Meadows | LB Elijah Alexander |
| TE Ken Dilger | DB Monty Montgomery |
| WR Marvin Harrison | LCB Jeff Burris |
| QB Peyton Manning | RCB Tyrone Poole |
| RB Marshall Faulk | SS Robert Blackman |
| RB Craig Heyward | FS Jason Belser |

INDIVIDUAL STATISTICS

| | |
|-----------------|--|
| Rushing — | 49ers: Hearst 15-65; Young 8-60, 2 TD; Edwards 1-1; Levy 1-1 |
| | Colts: Faulk 17-103, 1 TD; Warren 2-3; Heyward 1-(-1) |
| Passing — | 49ers: Young 51-33-331-2-0 Sacked: 5-10 |
| | Colts: Manning 30-18-231-3-0 Sacked: 1-0 |
| Receiving — | 49ers: Stokes 9-110, 1 TD; Owens 7-79, 1 TD; Hearst 6-33; Rice 4-36; Levy 4-22; Smith 2-36; Clark 1-15 |
| | Colts: Harrison 6-98, 3 TD; Faulk 4-36; Pathon 3-44; Warren 2-20; Small 2-18; Dilger 1-15 |
| Interceptions — | 49ers: None |
| | Colts: None |
| Punts — | 49ers: Roby 3-141-47.0-54.0, 27.3 net, 1 In20 |
| | Colts: Gardocki 5-229-45.8-53.0, 39.2 net, 2 In20 |
| KO Returns — | 49ers: McQuarters 4-77-23-0; Levy 2-41-22-0 |
| | Colts: Warren 2-34-26-0; Elias 1-18-18-0; Hetherington 1-12-12-0; Morrison 1-2-2-0 |
| Punt Returns — | 49ers: McQuarters 4-33-18-0 |
| | Colts: Poole 2-6-8-0; Belser 1-53-53-0 |
| QB Sacks — | 49ers: Bryant 1-0 |
| | Colts: Morrison 1-6; Berry 1-3; McCoy 1-1; Fontenot 1-0; Johnson 1-0 |
| Fumble Recov. — | 49ers: None |
| | Colts: Belser 1-0-0-0; Shello 1-0-0-0 |

8

NEW ENGLAND PATRIOTS 21, INDIANAPOLIS COLTS 16

November 1, 1998

RCA Dome

1:02 p.m.



Weather: Overcast, 60 degrees (inside 72 degrees) • **Attendance:** 58,056 • **Time:** 2:56

QB-Drew Bledsoe's 63t strike to WR-Tony Simmons early in the final quarter gave New England enough cushion to defeat the Colts, 21-16. The teams battled through a 7-7 first quarter, and a 14-10 New England halftime lead stood firm through three quarters before the long Bledsoe-to-Simmons scoring play opened the final stanza. Bledsoe (22-35-306, 2 TDs/1 int.) hit TE-Ben Coates (10-109, 1 TD) on a 2t pass for the game's first score, then QB-Peyton Manning (30-52-278, 2 TDs/int.) hit RB-Lamont Warren on a 4t pass near the end of the opening period. RB-Robert Edwards scored on a 1t rush on the ensuing Patriots possession, but K-Mike Vanderjagt ended the half with a 50-yard field goal. Down 21-10, Manning hit TE-Marcus Pollard on a 15t pass with 3:40 to go, but RB-Marshall Faulk was halted on a two-point rush. The Colts had two final possessions at their 39 and nine-yard lines with 2:31 and 1:46 remaining, but DB-Lawyer Milloy snuffed out each drive with interceptions. Manning set a Colts rookie record with a scoring toss in a fifth straight game. Faulk tied the club record shared by RBs-Lenny Moore (1957-61) and Lydell Mitchell (1973-77) with 1,000+ yards from scrimmage in five straight seasons. Coates became the only player with two 10+ reception games against the Colts.

| | | | | | |
|-----------------|----------|----------|----------|----------|-----------|
| Patriots | 7 | 7 | 0 | 7 | 21 |
| Colts | 7 | 3 | 0 | 6 | 16 |

Scoring Summary

| | Q | Time | Drive | Time |
|--|---|-------|-------|------|
| NE Coates 2 pass from Bledsoe (Vinatieri kick) | 1 | 8:21 | 9:80 | 4:59 |
| Colts Warren 4 pass from Manning (Vanderjagt kick) | 1 | 14:08 | 9:68 | 5:47 |
| NE Edwards 1 run (Vinatieri kick) | 2 | 4:06 | 10:81 | 4:58 |
| Colts Vanderjagt 50 FG | 2 | 15:00 | 7:34 | 0:46 |
| NE Simmons 63 pass from Bledsoe (Vinatieri kick) | 4 | 0:44 | 1:63 | 0:10 |
| Colts Pollard 15 pass from Manning (run failed) | 4 | 11:20 | 3:88 | 3:30 |

TEAM STATISTICS

| | Patriots | Colts |
|---------------------|-----------------|--------------|
| First Downs | 20 | 18 |
| Rushes/Yards | 27-77 | 14-32 |
| Net Passing Yards | 293 | 278 |
| Total Net Yards | 370 | 310 |
| Passing (A-C-I) | 35-22-1 | 52-30-2 |
| Sacks-Yards | 1-13 | 0-0 |
| Punts-Avg. | 7-40.6 | 7-43.4 |
| Fumbles/Lost | 1/0 | 0/0 |
| Penalties | 6-45 | 8-72 |
| Time of Possession | 31:34 | 28:26 |
| Field Goals | None | 49 |
| 3rd-Down Conversion | 7/15 | 4/14 |
| 4th-Down Conversion | 0/0 | 0/1 |

COLTS STARTERS

| Offense | | Defense | |
|---------------------------|--------------------------------|----------------|--|
| WR Jerome Pathon | LDE Bernard Whittington | | |
| LT Tarik Glenn | LDT Tony McCoy | | |
| LG Steve McKinney | RDT Ellis Johnson | | |
| C Jay Leeuwenburg | RDE Bertrand Berry | | |
| RG Tony Mandarich | LLB Steve Morrison | | |
| RT Adam Meadows | MLB Michael Barber | | |
| TE Ken Dilger | RLB Andre Royal | | |
| WR Marvin Harrison | LCB Jeff Burris | | |
| QB Peyton Manning | RCB Tyrone Poole | | |
| RB Marshall Faulk | SS Robert Blackmon | | |
| RB Craig Heyward | FS Jason Belser | | |

INDIVIDUAL STATISTICS

| | |
|-----------------|---|
| Rushing — | Patriots: Edwards 23-70, 1 TD; Shaw 2-4; Cullers 1-4; Bledsoe 1-(-1) |
| | Colts: Faulk 11-22; Warren 3-10 |
| Passing — | Patriots: Bledsoe 35-22-306-2-1 Sacked: 1-13 |
| | Colts: Manning 52-30-278-2-2 |
| Receiving — | Patriots: Coates 10-109, 1 TD; Simmons 4-109, 1 TD; Ellard 3-52; Edwards 3-12; Jefferson 2-24 |
| | Colts: Faulk 9-119; Pathon 7-56; Pollard 5-40, 1 TD; Harrison 5-34; Warren 2-2, 1 TD; Small 1-20; Banta 1-7 |
| Interceptions — | Patriots: Milloy 2-24-12-0 |
| | Colts: Blackmon 1-14-14-0 |
| Punts — | Patriots: Tupa 7-284-40.6-55-0, 35.7 net, 4 In20 |
| | Colts: Gardocki 7-304-43.4-51-0, 40.4 net, 1 In20 |
| KO Returns — | Patriots: Cullers 3-58-26-0 |
| | Colts: Elias 4-91-27-0 |
| Punt Returns — | Patriots: Canty 3-21-11-0, 2 FC |
| | Colts: Poole 3-34-16-0, 3 FC |
| QB Sacks — | Patriots: None |
| | Colts: Belser 1-13 |
| Fumble Recov. — | Patriots: None |
| | Colts: None |

9

MIAMI DOLPHINS 27, INDIANAPOLIS COLTS 14

November 8, 1998

Pro Player Stadium

1:01 p.m.



Weather: Mostly sunny, 80 degrees • **Attendance:** 73,400 • **Time:** 2:55

Miami produced the first 27 points of the game before the Colts added two touchdowns in the final quarter. QB-Dan Marino (18-27-207, 2 TDs/1 int.) hit WR-O.J. McDuffie (9-132, 2 TDs) on 611 and 6t scoring plays to give the Dolphins a 14-0 second-quarter advantage. K-Olindo Mare added 21- and 23-yard field goals for a 20-0 halftime lead. Marino was 16-19-192, 2 TDs at intermission, while Miami owned large margins in net yards (279-57), passing yards (192-26) and first downs (15-4). RB-John Avery scored on an 8t rush in the first minute of the fourth quarter. RB-Marshall Faulk (21-88, 1 TD rushing/4-16 receiving) scored on a 6t run, then QB-Peyton Manning (22-42-140, 1 TD/2 ints.) found TE-Ken Dilger on a 9t pass. Faulk's rushing score snapped a 17-quarter Miami home streak without allowing a touchdown. Faulk moved past RB-Tom Matte (4,646) into fourth-place in Colts career rushing.

| | | | | | |
|-----------------|----------|-----------|----------|-----------|-----------|
| Colts | 0 | 0 | 0 | 14 | 14 |
| Dolphins | 7 | 13 | 0 | 7 | 27 |

Scoring Summary

| | | Q | Time | Drive | Time |
|-------|--|----------|-------------|--------------|-------------|
| M | McDuffie 61 pass from Marino (Mare kick) | 1 | 5:36 | 4-80 | 2:06 |
| M | McDuffie 6 pass from Marino (Mare kick) | 2 | 1:29 | 12-86 | 8:11 |
| M | Mare 21 FG | 2 | 6:52 | 6-47 | 2:51 |
| M | Mare 23 FG | 2 | 15:00 | 12-75 | 3:32 |
| M | Avery 8 run (Mare kick) | 4 | 0:49 | 9-44 | 4:57 |
| Colts | Faulk 6 run (Pollard pass from Manning) | 4 | 7:18 | 11-71 | 6:24 |
| Colts | Dilger 9 pass from Manning (pass failed) | 4 | 12:40 | 4-22 | 0:59 |

TEAM STATISTICS

| | Dolphins | Colts |
|---------------------|-----------------|--------------|
| First Downs | 20 | 21 |
| Rushes/Yards | 33-152 | 26-114 |
| Net Passing Yards | 207 | 140 |
| Total Net Yards | 359 | 254 |
| Passing (A-C-I) | 27-18-1 | 42-22-2 |
| Sacks-Yards | 0-0 | 0-0 |
| Punts-Avg. | 3-39.7 | 6-45.2 |
| Fumbles/Lost | 1/1 | 1/0 |
| Penalties | 9-70 | 4-61 |
| Time of Possession | 28:53 | 31:07 |
| Field Goals | 21-23 | None |
| 3rd-Down Conversion | 2/ 7 | 5/14 |
| 4th-Down Conversion | 0/ 1 | 1/ 2 |

COLTS STARTERS

| Offense | | Defense | |
|----------------|-----------------|----------------|---------------------|
| WR | Jerome Pathon | LDE | Bernard Whittington |
| LT | Tarik Glenn | RDT | Tony McCoy |
| LG | Steve McKinney | LDT | Larry Chester |
| C | Jay Leeuwenburg | RDE | Ellis Johnson |
| RG | Tony Mandarich | LLB | Andre Royal |
| RT | Adam Meadows | MLB | Michael Barber |
| TE | Ken Dilger | RLB | Elijah Alexander |
| WR | Marvin Harrison | LCB | Jeff Burris |
| QB | Peyton Manning | RCB | Monty Montgomery |
| RB | Marshall Faulk | SS | Robert Blackmon |
| HB | Marcus Pollard | FS | Jason Belser |

INDIVIDUAL STATISTICS

| | | |
|------------------------|-----------|--|
| Rushing — | Dolphins: | Avery 21-99, 1 TD; Abdul-Jabbar 9-48; McDuffie 1-4; Doxzon 1-3; Marino 1-(-2) |
| | Colts: | Faulk 21-88, 1 TD; Warren 4-22; Pathon 1-4 |
| Passing — | Dolphins: | Marino 27-18-207-21 |
| | Colts: | Manning 42-22-140-1-2 |
| Receiving — | Dolphins: | McDuffie 9-132, 2 TD; Parmalee 2-28; Avery 2-19; Thomas 2-17; Pritchett 2-12; Abdul-Jabbar 1-(-1) |
| | Colts: | Harrison 5-32; Small 4-32; Faulk 4-16; Pathon 3-23; Dilger 3-22, 1 TD; Warren 1-7; Green 1-6; Greene 1-2 |
| Interceptions — | Dolphins: | Buckley 1-16-16-0; Madison 1-0-0-0 |
| | Colts: | Montgomery 1-22-22-0 |
| Punts — | Dolphins: | Wilmsmeyer 3-119-39.7-55-0, 38.7 net, 2 In20 |
| | Colts: | Gardocki 6-271-45.2-55-0, 35.5 net, 2 TB/1 In20 |
| KO Returns — | Dolphins: | Avery 2-55-29-0 |
| | Colts: | Bailey 3-69-27-0; Hetherington 1-12-12-0 |
| Punt Returns — | Dolphins: | Buckley 2-38-24-0; McDuffie 1-0, 1 FC |
| | Colts: | Bailey 3-3-2-0 |
| QB Sacks — | Dolphins: | None |
| | Colts: | None |
| Fumble Recov. — | Dolphins: | None |
| | Colts: | Whittington 1-0-0-0 |

10

INDIANAPOLIS COLTS 24, NEW YORK JETS 23

November 15, 1998

RCA Dome

1:02 p.m.



Weather: Sunny, 53 degrees (inside dome 72 degrees) • **Attendance:** 55,520 • **Time:** 3:14

QB-Peyton Manning (26-44-276, 3 TDs/2 ints.) gained his first fourth-quarter comeback win by moving the Colts 80 yards on 15 plays in the final three minutes as Indianapolis won, 24-23. The Colts moved to a 10-3 first-quarter lead on a 31-yard K-Mike Vanderjagt field goal and a 4t reception by WR-Torrance Small. The Jets scored 20 second-quarter points, with seven points coming in the first minute of the frame and 10 points coming in the final :22 seconds. QB-Vinny Testaverde (12-28-249, 1 TD/int.) found WR-Wayne Chrebet (4-112, 1 TD) on a 63t strike to tie the game early in the period. K-John Hall added 40- and 25-yard field goals, the last one with :22 left in the half. Vanderjagt attempted a 63-yard boot at the gun, but the kick was short and KR-Aaron Glenn produced an NFL-record 104t return (surpassing a 101t by Philadelphia's Al Nelson vs. Dallas 9/26/71). Down 23-10, the Colts held the Jets to 125 net yards in the final half. WR-Marvin Harrison (9-128, 1 TD) snared a 44t pass from Manning in the third quarter. Manning was 8-13-93 passing in the winning drive (which also included three Colts penalties). He hit Faulk for 18 yards on fourth-and-15, then found TE-Marcus Pollard on a 14t pass with :24 to go. Testaverde lost a fumble at the NY 45 with :11 left. Manning hit a scoring pass in a seventh straight game, tying Jim Plunkett (1971, New England), David Woodley (1980, Miami) and Dan Marino (1983, Miami) for the longest NFL rookie streak since 1970. Manning finished the game 209-378-2,289 to set Colts rookie seasonal records in completions and yards (204, 2,225, Jack Trudeau, 1986). He became the only Colts rookie with two 3-TD games. Colts and Jets Hall of Fame Head Coach Weeb Ewbank attended the game, two days before he passed away.

| | | | | | |
|--------------|-----------|-----------|----------|----------|-----------|
| Jets | 3 | 20 | 0 | 0 | 23 |
| Colts | 10 | 0 | 7 | 7 | 24 |

Scoring Summary

| | | Q | Time | Drive | Time |
|-------|---|----------|-------------|--------------|-------------|
| Colts | Vanderjagt 31 FG | 1 | 4:43 | 7-19 | 2:36 |
| NYJ | Hall 37 FG | 1 | 8:21 | 7-38 | 3:38 |
| Colts | Small 4 pass from Manning (Vanderjagt kick) | 1 | 11:35 | 6-40 | 3:14 |
| NYJ | Chrebet 63 pass from Testaverde (Hall kick) | 2 | 0:58 | 7-74 | 4:23 |
| NYJ | Hall 40 FG | 2 | 6:29 | 8-60 | 3:44 |
| NYJ | Hall 25 FG | 2 | 14:38 | 12-62 | 5:00 |
| NYJ | Glenn 104 missed field goal return (Hall kick) | 2 | 15:00 | | |
| Colts | Harrison 38 pass from Manning (Vanderjagt kick) | 3 | 8:32 | 4-49 | 1:32 |
| Colts | Pollard 14 pass from Manning (Vanderjagt kick) | 4 | 14:36 | 15-80 | 2:40 |

TEAM STATISTICS

| | Jets | Colts |
|---------------------|--------------------|--------------|
| First Downs | 20 | 23 |
| Rushes/Yards | 33-157 | 24-90 |
| Net Passing Yards | 212 | 267 |
| Total Net Yards | 369 | 357 |
| Passing (A-C-I) | 28-12-1 | 44-26-2 |
| Sacks-Yards | 4-37 | 1-9 |
| Punts-Avg. | 4-47.3 | 4-41.0 |
| Fumbles/Lost | 3/1 | 1/0 |
| Penalties | 6-50 | 8-55 |
| Time of Possession | 32:08 | 27:52 |
| Field Goals | 37,40,25,47 | 31,63 |
| 3rd-Down Conversion | 3/11 | 9/15 |
| 4th-Down Conversion | 0/0 | 1/1 |

COLTS STARTERS

| Offense | Defense |
|------------------------------|--------------------------------|
| HB Marcus Pollard | LDE Bernard Whittington |
| LT Tarik Glenn | LDT Tony McCoy |
| LG Steve McKinney | RDT Ellis Johnson |
| C Jay Leeuwenburg | RDE Bertrand Berry |
| RG Tony Mandarich | LLB Andre Royal |
| RT Adam Meadows | MLB Michael Barber |
| TE Ken Dilger | RLB Elijah Alexander |
| WR Marvin Harrison | LCB Jeff Burris |
| QB Peyton Manning | RCB Tyrone Poole |
| RB Marshall Faulk | SS Jason Belser |
| RB Chris Hetherington | FS Tim Hauck |

INDIVIDUAL STATISTICS

| | |
|------------------------|--|
| Rushing — | Jets: Martin 28-134; Byars 3-21; Testaverde 2-2 |
| | Colts: Faulk 20-69; Manning 4-21 |
| Passing — | Jets: Testaverde 28-12-249-1-1 Sacked: 4-37 |
| | Colts: Manning 44-26-276-3-2 Sacked: 1-9 |
| Receiving — | Jets: K. Johnson 5-107; Chrebet 4-112, 1 TD; Baxter 1-21; R. Anderson 1-7; Martin 1-2 |
| | Colts: Harrison 9-128, 1 TD; Faulk 8-70; Dilger 4-22; Pathon 2-28; Small 2-14, 1 TD; Pollard 1-14, 1 TD |
| Interceptions — | Jets: Smith 1-0-0-0; Glenn 1-(-3)-(-3)-0 |
| | Colts: Belser 1-19-19-0 |
| Punts — | Jets: Kidd 4-189-47.3-51-0, 36.0 net, 1 TB/1 In20 |
| | Colts: Gardocki 4-164-41.0-47-0, 33.8 net, 1 TB/2 In20 |
| KO Returns — | Jets: Glenn 3-73-29-0; Williams 2-53-31-0 |
| | Colts: Bailey 2-67-44-0; Hetherington 1-20-20-0 |
| Punt Returns — | Jets: Ward 2-9-0, 1 FC |
| | Colts: Bailey 2-25-13-0, 1 FC |
| QB Sacks — | Jets: Team 1-9 |
| | Colts: Barber 1-20; Whittington 1-8; Berry 1-6; McCoy 1-3 |
| Fumble Recov. — | Jets: None |
| | Colts: Fontenot 1-0-0-0 |

11

BUFFALO BILLS 34, INDIANAPOLIS COLTS 11

November 22, 1998

Bills Stadium

1:02 p.m.



Weather: Sunny, 44 degrees • Attendance: 49,032 • Time: 2:56

QB-Doug Flutie was 20-28-230, 2 TDs, RB-Antowain Smith rushed 23-107, 2 TDs and WR-Andre was 6-108, 1 TD as Buffalo defeated Indianapolis, 34-11. The Colts produced the game's first points as K-Mike Vanderjagt hit a 27-yard field goal 8:14 into the game. Buffalo responded by producing 24 second-quarter points to put the game away. Buffalo's first score came on a 11 burst by RB-Sam Gash after an interception return to the Indy one-yard line. Later in the quarter, Smith scored on a 4t rush, then Reed tallied on a 67t reception in a three-minute span. K-Steve Christie's 35- and 24-yard field goals gave Buffalo a 27-3 bulge before Smith added a 5t run in the final quarter. QB-Peyton Manning (14-29-164, 1 TD/2 ints.) hit WR-Marvin Harrison on a 30t pass with 4:13 left. RB-Marshall Faulk was 18-85 rushing/8-102 receiving. LB-Steve Morrison contributed 17 tackles.

| | | | | | |
|-------|---|----|---|---|----|
| Colts | 3 | 0 | 0 | 8 | 11 |
| Bills | 0 | 24 | 3 | 7 | 34 |

Scoring Summary

| | | Q | Time | Drive | Time |
|-------|--|---|-------|-------|------|
| Colts | Vanderjagt 27 FG | 1 | 8:14 | 9-42 | 4:10 |
| B | Gash 1 pass from Flutie (Christie kick) | 2 | 0:30 | 3- 1 | 0:38 |
| B | Smith 4 run (Christie kick) | 2 | 10:55 | 11-69 | 5:23 |
| B | Reed 67 pass from Flutie (Christie kick) | 2 | 13:49 | 2-71 | 0:39 |
| B | Christie 35 FG | 2 | 14:59 | 4-19 | 0:22 |
| B | Christie 24 FG | 3 | 8:10 | 14-54 | 7:32 |
| B | Smith 5 run (Christie kick) | 4 | 6:42 | 3-24 | 1:20 |
| Colts | Harrison 30 pass from Manning (Harrison pass from Manning) | 4 | 10:47 | 5-64 | 1:08 |

TEAM STATISTICS

| | Colts | Bills |
|---------------------|--------------|-----------|
| First Downs | 25 | 14 |
| Rushes/Yards | 38-187 | 22-86 |
| Net Passing Yards | 215 | 164 |
| Total Net Yards | 402 | 250 |
| Passing (A-C-I) | 30-20-0 | 29-14-2 |
| Sacks-Yards | 2-15 | 0-0 |
| Punts-Avg. | 4-42.5 | 5-48.0 |
| Fumbles/Last | 1/1 | 3/1 |
| Penalties | 10-64 | 6-41 |
| Time of Possession | 37:00 | 23:00 |
| Field Goals | 35,24 | 27 |
| 3rd-Down Conversion | 7/13 | 4/12 |
| 4th-Down Conversion | 0/0 | 0/1 |

COLTS STARTERS

| Offense | Defense |
|---------------------------|--------------------------------|
| WR Jerome Pathon | LDE Al Fontenot |
| LT Tarik Glenn | LDT Bernard Whittington |
| LG Steve McKinney | RDT Ellis Johnson |
| C Jay Leeuwenburg | RDE Bertrand Berry |
| RG Tom Myslinski | LLB Andre Royal |
| RT Adam Meadows | MLB Steve Morrison |
| TE Ken Dilger | RLB Elijah Alexander |
| WR Marvin Harrison | LCB Jeff Burris |
| QB Peyton Manning | RCB Tyrone Poole |
| RB Marshall Faulk | SS Jason Belser |
| HB Marcus Pollard | FS Tim Hauck |

INDIVIDUAL STATISTICS

| | |
|-----------------|--|
| Rushing — | Bills: Smith 23-107, 2 TD; Linton 6-46; Thomas 5-26; Flutie 2-10; Johnson 1-(-1); Williams 1-(-1) |
| | Colts: Faulk 18-85; Warren 2-1; Manning 2-0 |
| Passing — | Bills: Flutie 28-20-230-20 Sacked: 1-8; Johnson 2-0-0-0 Sacked: 1-7 |
| | Colts: Manning 29-14-164-1-2 |
| Receiving — | Bills: Reed 6-108, 1 TD; Moulds 5-47; Williams 3-31; Johnson 3-24; Early 1-19; Gash 1-1, 1 TD; Riemersma 1-0 |
| | Colts: Faulk 8-102; Harrison 4-49, 1 TD; Pathon 1-8; Small 1-5 |
| Interceptions — | Bills: Irvin 1-43-43-0; Schulz 1-24-24-0 |
| | Colts: None |
| Punts — | Bills: Mohr 4-170-42.5-50-0, 35.5 net, 1 In20 |
| | Colts: Gardocki 5-240-48.0-62-0, 42.2 net, 2 In20 |
| KO Returns — | Bills: Williams 3-73-36-0 |
| | Colts: Bailey 4-113-32-0; Hetherington 2-27-17-0; Pollard 1-4-4-0 |
| Punt Returns — | Bills: Williams 3-29-13-0 |
| | Colts: Bailey 4-28-25-0 |
| QB Sacks — | Bills: None |
| | Colts: Whittington 1-8; Chorak 1-7 |
| Fumble Recov. — | Bills: Albright 1-0-0-0 |
| | Colts: Alexander 1-0-0-0 |

12

BALTIMORE RAVENS 38, INDIANAPOLIS COLTS 31

November 29, 1998

Ravens Stadium at Camden Yards

1:02 p.m.



Weather: Sunny, 69 degrees • Attendance: 68,898 • Time: 2:58

The Colts' return to Baltimore was marked by outstanding individual performances by RB-Marshall Faulk (17-192, 1 TD rushing/7-75, 1 TD receiving, a club-record 267 yards from scrimmage), QB-Peyton Manning (27-42-357, 3 TDs/1 int.) and WR-Torrance Small (9-153, 1 TD), but the Ravens scored 17 fourth-quarter points to win, 38-31. The Colts sprung out to a 17-3 lead as K-Mike Vanderjagt hit a 53-yard field goal and Faulk scored on a 34t reception and 68t rush. The count at intermission was 24-13 as Small snared a 24t pass and K-Matt Stover hit 43- and 48-yard field goals. Indianapolis produced 540 net yards, the fourth-highest single-game total in club history. Manning directed TD drives of 82, 65, 77 and 81 yards, the last one ending on a 5t reception by WR-Jerome Pathon for a 31-21 lead late in the third period. QB-Jim Harbaugh was 16-25-198, 2 TDs. He hit WR-Floyd Turner on a 22t pass in the final quarter, then RB-Priest Holmes (22-103, 2 TDs) scored on a 36t run. Stover's 47-yard field goal with 2:49 left became the winning score after Manning drove the Colts from their 19 to the Ravens' 24 before suffering an interception. It was Manning's third 300+ and 3-TD game. He ended the game with seasonal totals of 250-449-2,810, 19 TDs, setting new rookie club seasonal totals in attempts (407, Jack Trudeau, 1986) and touchdowns (16, Jeff George, 1990). Faulk's rushing total was the fourth-best in club history, while his yards from scrimmage eclipsed RB-Anthony Johnson's record (240 vs. New England 11/15/92) for best in Colts history. He had his 13th career 100+ game, while surpassing the 1,000+ rushing yard total for the fourth time, a new Colts record. It marked only the fourth 300+/100+/100+ performance in Colts history.

| | | | | | |
|--------|----|----|---|----|----|
| Colts | 17 | 7 | 7 | 0 | 31 |
| Ravens | 3 | 10 | 8 | 17 | 38 |

Scoring Summary

| | | Q | Time | Drive | Time |
|-------|--|---|-------|-------|------|
| Colts | Vanderjagt 53 FG | 1 | 4:54 | 9-43 | 4:54 |
| B | Stover 43 FG | 1 | 6:35 | 4-5 | 1:41 |
| Colts | Faulk 34 pass from Manning (Vanderjagt kick) | 1 | 10:15 | 7-82 | 3:40 |
| Colts | Faulk 68 run (Vanderjagt kick) | 1 | 12:31 | 2-65 | 0:40 |
| B | Roe 15 pass from Harbaugh (Stover kick) | 2 | 8:16 | 9-67 | 5:09 |
| Colts | Small 24 pass from Manning (Vanderjagt kick) | 2 | 14:19 | 13-77 | 6:03 |
| B | Stover 48 FG | 2 | 14:59 | 5-17 | 0:41 |
| B | Holmes 2 run (Turner pass from Harbaugh) | 3 | 7:04 | 5-53 | 1:59 |
| Colts | Pathon 5 pass from Manning (Vanderjagt kick) | 3 | 13:35 | 12-81 | 6:31 |
| B | Turner 22 pass from Harbaugh (Stover kick) | 4 | 0:05 | 4-49 | 1:30 |
| B | Holmes 36 run (Stover kick) | 4 | 1:53 | 2-48 | 0:34 |
| B | Stover 47 FG | 4 | 12:11 | 11-51 | 5:48 |

TEAM STATISTICS

| | Ravens | Colts |
|---------------------|-----------------|--------------|
| First Downs | 18 | 26 |
| Rushes/Yards | 27-116 | 23-196 |
| Net Passing Yards | 198 | 344 |
| Total Net Yards | 314 | 540 |
| Passing (A-C-I) | 25-16-0 | 42-27-1 |
| Sacks-Yards | 0-0 | 2-13 |
| Punts-Avg. | 3-50.3 | 3-47.0 |
| Fumbles/Lost | 1/0 | 0/0 |
| Penalties | 1-10 | 8-64 |
| Time of Possession | 26:16 | 33:44 |
| Field Goals | 43,48,47 | 53,52 |
| 3rd-Down Conversion | 4/9 | 8/13 |
| 4th-Down Conversion | 0/0 | 0/0 |

COLTS STARTERS

| Offense | Defense |
|---------------------------|--------------------------------|
| WR Jerome Pathon | LDE Bernard Whittington |
| LT Tarik Glenn | LDT Larry Chester |
| LG Steve McKinney | RDT Ellis Johnson |
| C Jay Leeuwenburg | RDE Bertrand Berry |
| RG Larry Moore | LLB Andre Royal |
| RT Adam Meadows | MLB Steve Morrison |
| TE Ken Dilger | RLB Antony Jordan |
| WR Marvin Harrison | LCB Monty Montgomery |
| QB Peyton Manning | RCB Tyrone Poole |
| RB Marshall Faulk | SS Jason Belsler |
| HB Marcus Pollard | FS Tim Hauck |

INDIVIDUAL STATISTICS

| | |
|-----------------|---|
| Rushing — | Ravens: Holmes 22-103, 2 TD; Harbaugh 5-13 |
| | Colts: Faulk 17-192, 1 TD; Elias 1-6; Manning 1-2; Warren 4-(4) |
| Passing — | Ravens: Harbaugh 25-16-198-20 |
| | Colts: Manning 42-27-357-3-1 Sacked: 2-13 |
| Receiving — | Ravens: Roe 4-53, 1 TD; Holmes 4-26; Turner 3-42, 1 TD; Green 2-15; Potts 2-9; Lewis 1-53 |
| | Colts: Small 9-153, 1 TD; Faulk 7-75, 1 TD; Warren 3-10; Harrison 2-35; Pollard 2-35; Pathon 2-21, 1 TD; Green 1-20; Dilger 1-8 |
| Interceptions — | Ravens: Staten 1-11-11-0 |
| | Colts: None |
| Punts — | Ravens: Richardson 3-151-50.3-57-0, 47.3 net, 2 In20 |
| | Colts: Gardocki 3-141-47.0-61-0, 31.7 net, 1 TB |
| KO Returns — | Ravens: Harris 5-193-55-0 |
| | Colts: Bailey 6-106-22-0; Warren 1-14-14-0 |
| Punt Returns — | Ravens: Roe 1-15-15-0; Lewis 1-11-11-0 |
| | Colts: Bailey 1-9-9-0, 1 FC |
| QB Sacks — | Ravens: Boulware 1-10-10-0; McCrary 1-3-3-0 |
| | Colts: None |
| Fumble Recov. — | Ravens: None |
| | Colts: None |

13

ATLANTA FALCONS 28, INDIANAPOLIS COLTS 21

December 6, 1998

Georgia Dome

1:02 p.m.



Weather: Sunny, 70 degrees (indoors 72 degrees) • Attendance: 61,141 • Time: 2:56

Atlanta scored three touchdowns during a 3:04 span during the second and third quarters to overcome a 14-point deficit and beat the Colts, 28-21. It was the first time in eleven series meetings that the Colts fell to the Falcons. Indianapolis built 14-0 and 21-7 leads in the first half behind QB-Peyton Manning (19-27-159, 2 TDs/int.) and RB-Marshall Faulk (19-76, 1 TD rushing/7-37, 1 TD receiving). Manning hit Faulk on an 11 pass 3:08 into the game, then teamed with WR-Torrance Small on a 30 pass six minutes later. After WR-Tony Martin (7-140, 1 TD) snared a 40 pass from QB-Chris Chandler, Faulk tallied on a 3t rush 5:10 before intermission. Atlanta moved 74 yards for a RB-Jamal Anderson (30-122, 1 TD) 1t rush with 1:21 left. A quick Colts three-and-out proved fateful as Chandler (20-28-297, 2 TDs/1 int.) guided the Falcons 66 yards in the final 35 seconds, scoring himself on a 3t rush with :00 left. DB-Ray Buchanan intercepted a Manning pass on the first play of the second half, and WR-Terence Mathis snared a 2t Chandler pass three plays later. The Colts drove from their one to the Atlanta 29 early in the fourth quarter, but lost a fumble. Atlanta controlled the ball 12:16 of the final period, including the last 6:33 as the game remained scoreless for the final 28:13. Manning finished the game with 2,969 seasonal passing yards, surpassing the previous NFL rookie mark of Rick Mirer (2,833, Seattle, 1993). Manning tossed a scoring pass in his tenth consecutive game to eclipse the 50-year old NFL rookie record of Charlie Conerly (9, N.Y. Giants, 1948). Faulk had a reception in his 74th straight game, the longest streak to start a career since the inception of the NFL common draft in 1967.

| | | | | | |
|---------|----|----|---|---|----|
| Colts | 14 | 7 | 0 | 0 | 21 |
| Falcons | 7 | 14 | 7 | 0 | 28 |

Scoring Summary

| | | Q | Time | Drive | Time |
|-------|--|---|-------|-------|------|
| Colts | Faulk 11 pass from Manning (Vanderjagt kick) | 1 | 3:08 | 3-26 | 1:28 |
| Colts | Small 30 pass from Manning (Vanderjagt kick) | 1 | 9:24 | 5-58 | 2:26 |
| A | Martin 40 pass from Chandler (Andersen kick) | 1 | 11:50 | 5-81 | 2:26 |
| Colts | Faulk 3 run (Vanderjagt kick) | 2 | 9:50 | 9-62 | 5:13 |
| A | Anderson 1 run (Andersen kick) | 2 | 13:39 | 9-74 | 3:49 |
| A | Chandler 3 run (Andersen kick) | 2 | 15:00 | 5-66 | 0:35 |
| A | Mathis 2 pass from Chandler (Andersen kick) | 3 | 1:43 | 3-14 | 1:26 |

TEAM STATISTICS

| | Falcons | Colts |
|---------------------|---------|---------|
| First Downs | 27 | 17 |
| Rushes/Yards | 35-137 | 21-85 |
| Net Passing Yards | 257 | 159 |
| Total Net Yards | 394 | 244 |
| Passing (A-C-I) | 28-20-1 | 27-19-2 |
| Sacks-Yards | 5-40 | 0-0 |
| Punts-Avg. | 3-46.3 | 4-51.5 |
| Fumbles/Lost | 3/1 | 1/1 |
| Penalties | 8-65 | 8-57 |
| Time of Possession | 35:37 | 24:23 |
| Field Goals | 4/7 | None |
| 3rd-Down Conversion | 4/10 | 4/9 |
| 4th-Down Conversion | 0/0 | 0/0 |

COLTS STARTERS

| Offense | Defense |
|-------------------|----------------------|
| WR Jerome Pathon | LDE Kendell Shello |
| LT Tarik Glenn | RDT Tony McCoy |
| LG Steve McKinney | RDT Ellis Johnson |
| C Jay Leeuwenburg | RDE Bertrand Berry |
| RG Larry Moore | LLB Steve Morrison |
| RT Adam Meadows | MLB Michael Barber |
| TE Ken Dilger | LCB Antony Jordan |
| WR Torrance Small | LCB Monty Montgomery |
| QB Peyton Manning | RCB Tyrone Poole |
| RB Marshall Faulk | SS Jason Belser |
| HB Marcus Pollard | FS Tim Hauck |

INDIVIDUAL STATISTICS

| | | |
|-----------------|----------|---|
| Rushing — | Falcons: | Anderson 30-122, 1 TD; Chandler 4-14, 1 TD; Christian 1-1 |
| | Colts: | Faulk 19-76, 1 TD; Manning 1-7; Small 1-2 |
| Passing — | Falcons: | Chandler 28-20-297-2-1 Sacked: 5-40 |
| | Colts: | Manning 27-19-159-2-2 |
| Receiving — | Falcons: | Martin 7-140, 1 TD; Anderson 4-58; Mathis 4-51, 1 TD; Santiago 3-33; Christian 1-9; Kozlowski 1-6 |
| | Colts: | Faulk 7-37, 1 TD; Dilger 5-45; Small 2-38, 1 TD; Pathon 2-16; Green 2-14; Pollard 1-9 |
| Interceptions — | Falcons: | Buchanan 1-18-18-0; Sauer 1-0-0-0 |
| | Colts: | Clark 1-30-30-0 |
| Punts — | Falcons: | Stryzinski 3-139-46, 3-55-0, 46.3 net, 2 In20 |
| | Colts: | Gardocki 4-206-51, 5-55-0, 39.3 net, 1 TB |
| KO Returns — | Falcons: | Dwight 3-88-33-0 |
| | Colts: | None |
| Punt Returns — | Falcons: | Dwight 3-29-16-0 |
| | Colts: | None |
| QB Sacks — | Falcons: | None |
| | Colts: | Montgomery 2-23; Tuinei 1-10; Shello 1-6; Johnson 1-1 |
| Fumble Recov. — | Falcons: | Smith 1-0-0-0 |
| | Colts: | Montgomery 1-8-8-0 |

14

INDIANAPOLIS COLTS 39, CINCINNATI BENGALS 26

December 13, 1998

RCA Dome

1:02 p.m.



Weather: Sunny, 46 degrees (indoors 72 degrees) • **Attendance:** 55,179 • **Time:** 3:05

QB-Peyton Manning was 17-26-210, 3 TDs passing, his NFL rookie record fourth 3-TD game, while RB-Marshall Faulk was 26-115, 2 TDs and WR-Torrance Small was 5-57, 2 TDs as the Colts posted a season-high point total in besting Cincinnati, 39-26. The Colts produced a 24-point first half as Faulk scored on 16t and 11 rushes, while K-Mike Vanderjagt added a 50-yard field goal. Manning hit WR:E.G.Green with an 11t pass :48 before halftime. Cincinnati K-Doug Pelfrey hit field goals of 41 and 26 yards. After a 6t pass from QB-Jeff Blake to WR-Carl Pickens early in the third quarter, Small snared two 16t passes to extend the lead to 39-12 with 10:45 to go. Two Cincinnati scores in the final six minutes produced the outcome. Manning finished the game with seasonal totals of 286-502-3,179, 24 TDs to set NFL rookie marks for completions, attempts (274, 486, Rick Mirer, Seattle, 1993) and touchdowns (22, Charlie Conerly, N.Y. Giants, 1948), along with the club seasonal attempts record (485, Jeff George, 1991). Manning extended his NFL rookie record with a scoring loss in eleven straight games. Faulk's 154 yards from scrimmage gave him 2,090 for the year, breaking RB-Eric Dickerson's prior club seasonal mark (2,036, 1988), and Faulk became only the 16th player in NFL history (18th by season's end) with 2,000+ seasonal yards from scrimmage. This was Faulk's sixth 150+ game, surpassing the prior club seasonal records of RBs-Lenny Moore (5, 1958) and Dickerson (5, 1988). Faulk ended the game with 5,229 career rushing yards to move past Moore (5,174) and Dickerson (5,194) into second-place in Colts career rushing. Vanderjagt's 50-yard field goal was his sixth from that range, tying K-Dean Biasucci's (1988) seasonal club record.

| | | | | | |
|----------------|-----------|-----------|----------|-----------|-----------|
| Bengals | 3 | 3 | 6 | 14 | 26 |
| Colts | 10 | 14 | 7 | 8 | 39 |

Scoring Summary

| | | Q | Time | Drive | Time |
|-------|--|----------|-------------|--------------|-------------|
| Colts | Faulk 16 run (Vanderjagt kick) | 1 | 3:49 | 3-44 | 1:22 |
| Colts | Vanderjagt 50 FG | 1 | 5:44 | 4-4 | 0:50 |
| C | Pelfrey 41 FG | 1 | 13:50 | 16-64 | 8:06 |
| Colts | Faulk 1 run (Vanderjagt kick) | 2 | 3:19 | 8-81 | 4:29 |
| C | Pelfrey 26 FG | 2 | 12:19 | 10-72 | 5:37 |
| Colts | Green 11 pass from Manning (Vanderjagt kick) | 2 | 14:12 | 8-62 | 1:53 |
| C | Pickens 6 pass from Blake (pass failed) | 3 | 3:59 | 8-62 | 3:59 |
| Colts | Small 16 pass from Manning (Vanderjagt kick) | 3 | 8:28 | 8-61 | 4:29 |
| Colts | Small 16 pass from Manning (Pollard pass from Manning) | 4 | 4:15 | 6-31 | 2:49 |
| C | Bennett 5 run (Pelfrey kick) | 4 | 8:41 | 9-86 | 4:26 |
| C | Williams 19 pass from Kresser (Pelfrey kick) | 4 | 13:43 | 6-61 | 2:43 |

TEAM STATISTICS

| | Bengals | Colts |
|---------------------|----------------|--------------|
| First Downs | 22 | 21 |
| Rushes/Yards | 29-155 | 31-128 |
| Net Passing Yards | 223 | 210 |
| Total Net Yards | 378 | 338 |
| Passing (A-C-1) | 33-19-0 | 26-17-0 |
| Sacks-Yards | 3-19 | 0-0 |
| Punts-Avg. | 4-51.5 | 4-53.3 |
| Fumbles/Lost | 0/0 | 0/0 |
| Penalties | 9-85 | 9-70 |
| Time of Possession | 32:18 | 27:42 |
| Field Goals | 41,26 | 50 |
| 3rd-Down Conversion | 8/16 | 5/10 |
| 4th-Down Conversion | 1/2 | 0/0 |

COLTS STARTERS

| Offense | | Defense | |
|----------------|-----------------|----------------|---------------------|
| WR | Jerome Pathon | LDE | Bernard Whittington |
| LT | Tarik Glenn | LDT | Tony McCoy |
| LG | Steve McKinney | RDT | Ellis Johnson |
| C | Jay Leeuwenburg | RDE | Bertrand Berry |
| RG | Larry Moore | LLB | Steve Morrison |
| RT | Adam Meadows | MLB | Michael Barber |
| TE | Ken Dilger | RLB | Andre Royal |
| WR | Torrance Small | LCB | Jeff Burris |
| QB | Peyton Manning | RCB | Tyrone Poole |
| RB | Marshall Faulk | SS | Jason Belser |
| HB | Marcus Pollard | FS | Tim Hauck |

INDIVIDUAL STATISTICS

| | |
|-----------------|--|
| Rushing — | Bengals: Bennett 15-87, 1 TD; Dillon 9-29; Blake 2-24; Bieniemy 2-10; Milne 1-5 |
| | Colts: Faulk 26-115, 2 TD; Warren 4-14; Manning 1-(-1) |
| Passing — | Bengals: Blake 29-16-180-1-0 Sacked: 3-19; Kresser 4-3-62-1-0 |
| | Colts: Manning 26-17-210-3-0 |
| Receiving — | Bengals: Scott 6-70; Pickens 4-18, 1 TD; Jackson 3-90; Williams 3-49, 1 TD; McGee 1-8; Gibson 1-6; Milne 1-1 |
| | Colts: Small 5-57, 2 TD; Pathon 5-48; Green 4-49, 1 TD; Faulk 2-39; Dilger 1-17 |
| Interceptions — | Bengals: None |
| | Colts: None |
| Punts — | Bengals: Costello 4-206-51.5-73-0, 33.8 net, 1 TB |
| | Colts: Gardocki 4-213-53.3-58-0, 47.5 net, 3 In20 |
| KO Returns — | Bengals: Gibson 6-145-30-0; Bennett 1-21-21-0 |
| | Colts: Bailey 5-133-34-0 |
| Punt Returns — | Bengals: Gibson 3-23-9-0, 1 FC |
| | Colts: Bailey 3-51-33-0 |
| QB Sacks — | Bengals: None |
| | Colts: Chester 1-8; Johnson 1-8; Whittington 1-3 |
| Fumble Recov. — | Bengals: None |
| | Colts: None |

15

SEATTLE SEAHAWKS 27, INDIANAPOLIS COLTS 23

December 20, 1998

Kingdome

4:06 p.m.



Weather: Sunny, 25 degrees (indoors 72 degrees) • Attendance: 58,703 • Time: 2:57

After moving to a 23-10 fourth-quarter lead, the Colts allowed the game's final 17 points in falling at Seattle, 27-23. The fate was not decided until a fourth-down QB-Peyton Manning (23-39-335, 1 TD/int.) pass from the Seattle seven-yard line fell incomplete with :38 left. RB-Lamont Warren put the Colts up early with a 41 run, but Seattle evened things on a 31 pass from QB-Jon Kitna (16-29-177, 1 TD) to WR-Joey Galloway. K-Todd Peterson hit a 42-yard field goal midway through the second quarter, then the Colts rolled off 16 straight points. K-Mike Vanderjagt hit field goals of 32, 48 and 20 yards, while TE-Marcus Pollard had a 11 reception. Vanderjagt's final field goal gave the Colts a 13-point lead with 12:17 left. RB-Ricky Walters (32-178, 1 TD rushing/3-38 receiving) cut the score to 23-17 with a 331 run with 9:19 left, then DB-Shawn Springs returned a RB-Marshall Faulk fumble 14 yards for a score to put Seattle up, 24-23. Peterson hit a 30-yard field goal moments later, then Manning drove the Colts from their 27-yard line inside the Seahawks' 10 before the drive stalled. Manning set an NFL rookie record with his fourth 300+ game, and he extended his NFL rookie record with a scoring toss in a 12th straight game. Manning ended the game with seasonal totals of 309-541-3,514, 25 TDs (including 14 different games with a TD pass) to set club seasonal marks in completions (292, Jeff George, 1991), yards (3,481, John Unitas, 1963) and games with a touchdown pass (13, Earl Morrall, 1968). Four 300+ games tied the club seasonal marks of Unitas (1960, 1963), while setting an NFL rookie record. KOR-Aaron Bailey ended the game with 3,501 career kickoff return yards, surpassing the prior club record of Clarence Verdin (3,420, 1988-93)

| | | | | | |
|----------|---|---|----|----|----|
| Colts | 7 | 3 | 10 | 3 | 23 |
| Seahawks | 7 | 3 | 0 | 17 | 27 |

Scoring Summary

| | | Q | Time | Drive | Time |
|-------|---|---|-------|-------|------|
| Colts | Warren 4 run (Vanderjagt kick) | 1 | 5:34 | 3-66 | 1:27 |
| S | Galloway 3 pass from Kitna (Peterson kick) | 1 | 12:04 | 12-74 | 6:30 |
| S | Peterson 42 FG | 2 | 7:29 | 13-59 | 5:55 |
| Colts | Vanderjagt 32 FG | 2 | 15:00 | 9-60 | 1:08 |
| Colts | Vanderjagt 48 FG | 3 | 3:12 | 5-20 | 2:03 |
| Colts | Pollard 1 pass from Manning (Vanderjagt kick) | 3 | 8:42 | 3-57 | 1:31 |
| Colts | Vanderjagt 20 FG | 4 | 2:43 | 9-56 | 4:39 |
| S | Walters 33 run (Peterson kick) | 4 | 5:41 | 7-73 | 2:58 |
| S | Springs 14 fumble return (Peterson kick) | 4 | 7:24 | | |
| S | Peterson 30 FG | 4 | 13:03 | 9-55 | 2:36 |

TEAM STATISTICS

| | Seahawks | Colts |
|---------------------|-------------|----------|
| First Downs | 23 | 18 |
| Rushes/Yards | 41-226 | 18-32 |
| Net Passing Yards | 150 | 330 |
| Total Net Yards | 376 | 362 |
| Passing (A-C-I) | 29-16-0 | 39-23-1 |
| Sacks-Yards | 4-27 | 2-5 |
| Punts-Avg. | 3-45.0 | 4-45.8 |
| Fumbles/Lost | 3/0 | 1/1 |
| Penalties | 5-62 | 5-45 |
| Time of Possession | 34:42 | 25:18 |
| Field Goals | 42,53,53,30 | 32,48,20 |
| 3rd-Down Conversion | 7/16 | 1/10 |
| 4th-Down Conversion | 0/1 | 0/1 |

COLTS STARTERS

| Offense | Defense |
|---------------------------|-----------------------------|
| WR Jerome Pathon | LDE Mark Thomas |
| LT Tarik Glenn | LDT Tony McCoy |
| LG Steve McKinney | RTD Ellis Johnson |
| C Jay Leeuwenburg | RDE Bertrand Berry |
| RG Larry Moore | LLB Monty Montgomery |
| RT Waverly Jackson | MLB Michael Barber |
| TE Ken Dilger | RLB Elijah Alexander |
| WR Torrance Small | LCB Jeff Burreis |
| QB Peyton Manning | RCB Tyrone Poole |
| RB Lamont Warren | SS Jason Belser |
| HB Marcus Pollard | FS Tim Hauck |

INDIVIDUAL STATISTICS

| | |
|-----------------|--|
| Rushing — | Seahawks: Walters 32-178, 1 TD; Kitna 5-17; Pritchard 1-17; Green 3-14 Colts: Faulk 13-19; Warren 5-13, 1 TD |
| Passing — | Seahawks: Kitna 29-16-177-1-0 Sacked: 4-27 Colts: Manning 39-23-335-1-1 Sacked: 2-5 |
| Receiving — | Seahawks: Galloway 5-50, 1 TD; Walters 3-38; Blades 3-30; Pritchard 2-30; McKnight 2-19; Fauria 1-10 Colts: Pathon 6-66; Dilger 4-61; Faulk 4-16; Small 3-120; Green 3-52; Pollard 2-19, 1 TD; Warren 1-1 |
| Interceptions — | Seahawks: Williams 1-28-28-0 Colts: None |
| Punts — | Seahawks: Feagles 3-135-45.0-57.0, 32.7 net, 1 TB Colts: Gardocki 4-183-45.8-57.0, 43.3 net, 2 In20 |
| KO Returns — | Seahawks: Broussard 5-101-28-0; Green 0-17-17-0 Colts: Bailey 6-113-27-0 |
| Punt Returns — | Seahawks: Galloway 2-1-1-0; Joseph 1-9-9-0, 1 FC Colts: Bailey 1-17-17-0, 1 FC |
| QB Sacks — | Seahawks: Sinclair 1-5; Adams 1-0 Colts: Johnson 1-12; Berry 1-7; McCoy 1-4; Whittington 1-4 |
| Fumble Recov. — | Seahawks: Springs 1-14-14-1 Colts: None |

16

CAROLINA PANTHERS 27, INDIANAPOLIS COLTS 19

December 27, 1998

RCA Dome

1:02 p.m.



Weather: Cloudy, 30 degrees (indoors 72 degrees) • **Attendance:** 58,182 • **Time:** 3:14

The Colts lost their fifth double-digit lead of the season in falling to Carolina, 27-19. Field goals marked five of the first six scores of the game as Ks-Mike Vanderjagt hit from 22, 28 and 47 yards, while John Kasay added scores from 44 and 27 yards. TE-Marcus Pollard also snared a 44t pass from QB-Peyton Manning (17-34-225, 1 TD/2 ints.). The Colts' 16-6 half-time lead shrunk on the first play of the second half as KOR-Michael Bates scored on a 99t return. The Panthers took the lead six minutes later as RB-Tshimanga Biakabutuka (26-104, 1 TD) scored on a 5t run. Vanderjagt's 42-yard field goal cut the gap to 20-19, but WR-Raghib Ismail's 5t pass from QB-Steve Beuerlein with 3:16 left decided the matter. Manning extended his NFL rookie record with a scoring toss in a 13th straight game, while he ended the season with totals of 326-575-3,739, 26 TDs, all NFL rookie records, while setting Colts seasonal records in completions, attempts, yards and games with a TD pass (15). Manning became the only Colts quarterback to take every snap over the course of an entire season. Manning ranked first in NFL attempts, second in completions, third in yards and fifth in touchdowns. RB-Marshall Faulk was 18-72 rushing/4-30 receiving to produced his 13th 100+ yards from scrimmage game of the season (a new Colts record, surpassing 11 by RB-Lydell Mitchell in 1976 and 1977). Faulk ended the season with totals of 324-1,319, 6 TDs rushing/86-908, 4 TDs receiving. He surpassed WR-Reggie Langhorne (85, 1993) for most Colts seasonal receptions. His 2,227 yards from scrimmage ranked as sixth-best in NFL history. Faulk accounted for 42.6 percent of the club's gross yards during the season, the fifth-best seasonal percentage in NFL history.

| | | | | | |
|-----------------|----------|-----------|-----------|----------|-----------|
| Panthers | 3 | 3 | 14 | 7 | 27 |
| Colts | 3 | 13 | 3 | 0 | 19 |

Scoring Summary

| | | Q | Time | Drive | Time |
|-------|--|----------|-------------|--------------|-------------|
| C | Kasay 44 FG | 1 | 7:15 | 8-39 | 4:07 |
| Colts | Vanderjagt 22 FG | 1 | 11:56 | 5-43 | 2:33 |
| Colts | Vanderjagt 28 FG | 2 | 0:02 | 4- 5 | 1:40 |
| Colts | Pollard 44 pass from Manning (Vanderjagt kick) | 2 | 2:51 | 3-60 | 1:06 |
| C | Kasay 27 FG | 2 | 14:35 | 10-54 | 3:14 |
| Colts | Vanderjagt 47 FG | 2 | 14:59 | 5-30 | 0:24 |
| C | Bates 99 kickoff return (Kasay kick) | 3 | 0:20 | | |
| C | Biakabutuka 5 run (Kasay kick) | 3 | 6:27 | 9-67 | 4:59 |
| Colts | Vanderjagt 42 FG | 3 | 14:58 | 10-55 | 4:29 |
| C | Ismail 5 pass from Beuerlein (Kasay kick) | 4 | 11:44 | 9-80 | 5:25 |

TEAM STATISTICS

| | Panthers | Colts |
|---------------------|-----------------|--------------------|
| First Downs | 17 | 12 |
| Rushes/Yards | 43-179 | 18-72 |
| Net Passing Yards | 149 | 207 |
| Total Net Yards | 328 | 279 |
| Passing (A-C-I) | 21-12-1 | 35-17-2 |
| Sacks-Yards | 5-29 | 5-18 |
| Punts-Avg. | 5-44.4 | 7-44.4 |
| Fumbles/Lost | 3/1 | 1/0 |
| Penalties | 5-51 | 3-25 |
| Time of Possession | 34:40 | 25:20 |
| Field Goals | 44,27 | 22,28,47,42 |
| 3rd-Down Conversion | 6/16 | 2/13 |
| 4th-Down Conversion | 1/2 | 0/0 |

COLTS STARTERS

| Offense | Defense |
|---------------------------|--------------------------------|
| WR Jerome Pathon | LDE Bernard Whittington |
| LT Tarik Glenn | LDT Tony McCoy |
| LG Steve McKinney | RDT Ellis Johnson |
| C Jay Leeuwenburg | RDE Bertrand Berry |
| RG Larry Moore | LLB Steve Morrison |
| RT Waverly Jackson | MLB Jeff Herrod |
| TE Ken Dilger | RLB Antony Jordan |
| WR Torrance Small | LCB Jeff Burris |
| QB Peyton Manning | RCB Tyrone Poole |
| RB Marshall Faulk | SS Jason Belser |
| HB Marcus Pollard | FS Tim Hauck |

INDIVIDUAL STATISTICS

| | | |
|-----------------|-----------|--|
| Rushing — | Panthers: | Biakabutuka 26-104, 1 TD; Lane 12-72; Johnson 1-3; Beuerlein 3-0; Walter 1-0 |
| | Colts: | Faulk 18-72 |
| Passing — | Panthers: | Beuerlein 21-12-178-1-1 Sacked: 5-29 |
| | Colts: | Manning 34-17-225-1-2 Sacked: 5-18; Small 1-0-0-0 |
| Receiving — | Panthers: | Ismail 7-109, 1 TD; Biakabutuka 2-23; Floyd 1-20; Hayes 1-16; Broughton 1-10 |
| | Colts: | Pathon 5-35; Faulk 4-30; Green 3-19; Pollard 2-65, 1 TD; Small 2-58; Dilger 1-18 |
| Interceptions — | Panthers: | McGill 1-6-6-0; Davis 1-0-0-0 |
| | Colts: | Barber 1-0-0-0 |
| Punts — | Panthers: | Walter 5-22-44.4-59-0, 39.6 net, 1 TB |
| | Colts: | Gardocki 7-31-11-44.4-53-0, 36.1 net, 1 TB/1 In20 |
| KO Returns — | Panthers: | Bates 3-141-99t-1; Stone 1-17-17-0; Johnson 1-9-9-0 |
| | Colts: | McGuire 4-75-28-0 |
| Punt Returns — | Panthers: | Oliver 4-38-16-0, 2 FC |
| | Colts: | McGuire 2-4-4-0, 1 FC |
| QB Sacks — | Panthers: | Terry 2-10; Greene 1-8; Brady 1-0; Fox 1-0 |
| | Colts: | Johnson 2-9; McCoy 1-7; Thomas 1-7; Barber 1-6 |
| Fumble Recov. — | Panthers: | None |
| | Colts: | Montgomery 1-0-0-0 |

1998

RECORD: 3-13 COACH: JIM MORA

FIFTH - AFC EASTERN DIVISION

HOME: 3-5 AWAY: 0-8

DIV: 1-7 CONF: 3-9 NCONF: 0-4

*Sellout

| DATE | RESULTS | OPPONENT | ATTENDANCE |
|-------|---------|-----------------|------------|
| 9/ 6 | L 15-24 | MIAMI | *60,587 |
| 9/13 | L 6-29 | @ New England | 60,068 |
| 9/20 | L 6-44 | @ New York Jets | 79,469 |
| 9/27 | L 13-19 | NEW ORLEANS | OT 48,480 |
| 10/ 4 | W 17-12 | SAN DIEGO | 51,988 |
| 10/11 | L 24-31 | BUFFALO | 52,938 |
| 10/18 | L 31-34 | @ San Francisco | 68,486 |
| 11/ 1 | L 16-21 | NEW ENGLAND | 58,056 |
| 11/ 8 | L 14-27 | @ Miami | 73,400 |
| 11/15 | W 24-23 | NEW YORK JETS | 55,520 |
| 11/22 | L 11-34 | @ Buffalo | 49,032 |
| 11/29 | L 31-38 | @ Baltimore | 68,898 |
| 12/ 6 | L 21-28 | @ Atlanta | 61,141 |
| 12/13 | W 39-26 | CINCINNATI | 55,179 |
| 12/20 | L 23-27 | @ Seattle | 58,703 |
| 12/27 | L 19-27 | CAROLINA | 58,182 |

| TEAM STATISTICS | COLTS | OPP |
|--------------------|-------------|-------------|
| TOTAL FIRST DOWNS | 298 | 341 |
| Rushing | 77 | 131 |
| Passing | 190 | 181 |
| Penalty | 31 | 29 |
| 3rd Down: M/A/Pct. | 71/202 35.1 | 89/208 42.8 |
| 4th Down: M/A/Pct. | 4/10 40.0 | 3/9 33.3 |
| TOTAL NET YARDS | 5116 | 5832 |
| Avg. Per Game | 319.8 | 364.5 |
| Total Plays | 982 | 1043 |
| Avg. Per Play | 5.2 | 5.6 |
| NET YARDS RUSHING | 1486 | 2566 |
| Avg. Per Game | 92.9 | 160.4 |
| Total Rushes | 384 | 544 |
| NET YARDS PASSING | 3630 | 3266 |
| Avg. Per Game | 226.9 | 204.1 |
| Tackled/Yards Lost | 22/109 | 38/231 |
| Gross Yards | 3739 | 3497 |
| Att./Completions | 576/326 | 461/275 |
| Completion Pct. | 56.6 | 59.7 |
| Had Intercepted | 28 | 8 |
| PUNTS/AVERAGE | 79/45.4 | 68/44.6 |
| NET PUNTING AVG. | 37.1 | 36.6 |
| PENALTIES/YARDS | 106/853 | 108/917 |
| FUMBLES/BALL LOST | 10/5 | 29/11 |
| TOUCHDOWNS | 33 | 52 |
| Rushing | 7 | 20 |
| Passing | 26 | 27 |
| Defense/Return | 0/0 | 3/2 |
| POSSESSION AVG. | 27.47 | 32.13 |

| SCORE BY PERIODS | 1 | 2 | 3 | 4 | OT | TOTAL |
|------------------|-----|-----|----|-----|----|-------|
| COLTS | 105 | 69 | 47 | 89 | 0 | 310 |
| OPPONENTS | 60 | 170 | 61 | 147 | 6 | 444 |

| SCORING | TDR | TDP | TDRT | PAT | FG | 2P | 5 | TP |
|------------|-----|-----|-------|-------|----|----|---|-----|
| Vanderjagt | | | 23/23 | 27/31 | | | | 104 |
| Faulk | 6 | 4 | | | | | | 60 |
| Harrison | | | | | 1 | | | 44 |
| Small | | | | | 7 | | | 42 |
| Pollard | | | | | | 2 | | 28 |
| Warren | 1 | 1 | | | | | | 12 |

| SCORING | TDR | TDP | TDRT | PAT | FG | 2P | 5 | TP |
|-----------|-----|-----|-------|-------|-------|----|---|-----|
| Dilger | | | 1 | | | | | 8 |
| Green | | | | | | | | 6 |
| Patton | | | | | | | | 6 |
| COLTS | 7 | 26 | 23/23 | 27/31 | 4 | | | 310 |
| OPPONENTS | 20 | 27 | 5 | 44/45 | 28/37 | 2 | | 444 |

2-Point: Colts 4-10, Opponents 2-6

| FGS | 1-19 | 20-29 | 30-39 | 40-49 | 50+ | TOT. |
|------------|------|-------|-------|-------|-----|-------|
| Vanderjagt | 1-1 | 8-8 | 4-4 | 8-9 | 6-9 | 27/31 |
| COLTS | 1-1 | 8-8 | 4-4 | 8-9 | 6-9 | 27/31 |
| OPP. | 1-1 | 12-13 | 5-5 | 8-12 | 2-6 | 28/37 |

| Vanderjagt | (51 27 20) | (43 24) | (52 19) | (48 40) | (51 40) |
|---------------|------------|------------|---------|---------------|---------|
| (22 33 43 41) | (38 53) | (50) | (31 63) | (27 53 52) | (50) |
| (32 48 20) | (22 28 47) | (42) | | | |
| OPPONENTS | (22 51) | (19 23 52) | (42) | (36 22 20) | |
| (50 47 25) | (53 39) | (27 43 24) | (21 23) | (37 40 25 47) | |
| (35 24) | (43 48 47) | (47) | (41 26) | (42 53 52 30) | (44 27) |

| RUSHING | NO. | YDS. | AVG. | LG | TD |
|-----------|-----|------|------|----|----|
| Faulk | 324 | 1319 | 4.1 | 68 | 6 |
| Manning | 15 | 62 | 4.1 | 15 | 0 |
| Warren | 25 | 61 | 2.4 | 14 | 1 |
| Elias | 8 | 24 | 3.0 | 8 | 0 |
| Heyward | 6 | 15 | 2.5 | 8 | 0 |
| Crockett | 2 | 5 | 2.5 | 5 | 0 |
| Small | 1 | 2 | 2.0 | 2 | 0 |
| Patton | 3 | -2 | -0.7 | 4 | 0 |
| COLTS | 384 | 1486 | 3.9 | 68 | 7 |
| OPPONENTS | 544 | 2566 | 4.7 | 51 | 20 |

| RECEIVING | NO. | YDS. | AVG. | LG | TD |
|-----------|-----|------|------|----|----|
| Faulk | 86 | 908 | 10.6 | 78 | 4 |
| Harrison | 59 | 776 | 13.2 | 61 | 7 |
| Patton | 50 | 511 | 10.2 | 45 | 1 |
| Small | 45 | 681 | 15.1 | 53 | 7 |
| Dilger | 31 | 303 | 9.8 | 27 | 1 |
| Pollard | 24 | 309 | 12.9 | 44 | 4 |
| Green | 15 | 177 | 11.8 | 25 | 1 |
| Warren | 11 | 44 | 4.0 | 12 | 1 |
| Elias | 1 | 11 | 11.0 | 11 | 0 |
| Heyward | 1 | 9 | 9.0 | 9 | 0 |
| Banta | 1 | 7 | 7.0 | 7 | 0 |
| Greene | 1 | 2 | 2.0 | 2 | 0 |
| Crockett | 1 | 1 | 1.0 | 1 | 0 |
| COLTS | 326 | 3739 | 11.5 | 78 | 26 |
| OPPONENTS | 275 | 3497 | 12.7 | 82 | 27 |

| INTERCEPTIONS | NO. | YDS. | AVG. | LG | TD |
|---------------|-----|------|------|----|----|
| Clark | 1 | 30 | 30.0 | 30 | 0 |
| Montgomery | 1 | 22 | 22.0 | 22 | 0 |
| Belser | 1 | 19 | 19.0 | 19 | 0 |
| Blackmon | 1 | 14 | 14.0 | 14 | 0 |
| Alexander | 1 | 12 | 12.0 | 12 | 0 |
| Barber | 1 | 0 | 0.0 | 0 | 0 |
| Burns | 1 | 0 | 0.0 | 0 | 0 |
| Coole | 1 | 0 | 0.0 | 0 | 0 |
| COLTS | 8 | 97 | 12.1 | 30 | 0 |
| OPPONENTS | 28 | 353 | 12.6 | 59 | 2 |

| PUNTING | NO. | YDS. | AVG. | TB | IN20 | LG | BLK. |
|-----------|-----|------|------|----|------|----|------|
| Gardocki | 79 | 3583 | 45.4 | 10 | 23 | 62 | 0 |
| COLTS | 79 | 3583 | 45.4 | 10 | 23 | 62 | 0 |
| OPPONENTS | 68 | 3032 | 44.6 | 10 | 21 | 73 | 0 |

| PUNT RETURNS | NO. | FC | YDS. | AVG. | LG | TD |
|--------------|-----|----|------|------|----|----|
| Bailey | 19 | 4 | 176 | 9.3 | 33 | 0 |
| Poole | 12 | 6 | 107 | 8.9 | 16 | 0 |
| Belser | 1 | 0 | 53 | 53.0 | 53 | 0 |
| McGuire | 2 | 1 | 4 | 2.0 | 4 | 0 |
| COLTS | 34 | 11 | 340 | 10.0 | 53 | 0 |
| OPPONENTS | 42 | 16 | 451 | 10.7 | 40 | 0 |

| KICKOFF RETURNS | NO. | YDS. | AVG. | LG | TD |
|-----------------|-----|------|------|----|----|
| Bailey | 34 | 759 | 22.3 | 44 | 0 |
| Elias | 14 | 317 | 22.6 | 29 | 0 |
| Warren | 8 | 152 | 19.0 | 26 | 0 |
| Helferington | 5 | 71 | 14.2 | 20 | 0 |
| McGuire | 4 | 75 | 18.8 | 28 | 0 |
| Clark | 3 | 38 | 12.7 | 15 | 0 |
| Dilger | 1 | 14 | 14.0 | 14 | 0 |
| Pollard | 1 | 4 | 4.0 | 4 | 0 |
| Morrison | 1 | 2 | 2.0 | 2 | 0 |
| COLTS | 71 | 1432 | 20.2 | 44 | 0 |
| OPPONENTS | 65 | 1687 | 26.0 | 99 | 1 |

SACKS: Colts 38.0, Opponents 22.0
 Johnson 8-34; McCoy 6-27; Berry 4-27;
 Whittington 4-23; Chester 3-19; Barber 2-26;
 Montgomery 2-23; Tuinei 2-12; Belser 1-13;
 Cholak 1-7; Morrison 1-6; Shello 1-6;
 Blackmon 1-1; Fontenot 1-0;

USUAL STARTERS PRO BOWLERS IN BOLDFACE

| OFFENSE | DEFENSE |
|--------------------|--------------------------|
| WR Terance Patton | LTDE Bernard Whittington |
| LT Jarik Glenn | LDI Tony McCoy |
| LG Steve McKinney | RDT Ellis Johnson |
| C Jay Leuwenburg | RDE Bertrand Berry |
| RG Tony Mandarich | LLB Steve Morrison |
| RT Adam Meadows | MLB Jeff Herrod |
| TE Ken Dilger | Michael Barber |
| WR Marvin Harrison | RCB Elijah Alexander |
| QB Peyton Manning | LCB Jeff Burris |
| RB Marshall Faulk | RCB Tyrone Poole |
| HB Marcus Pollard | SS Robert Blackmon |
| | FS Jason Belser |

| PASSING | ATT. | COMP. | YDS. | PCT. | AVG./ATT. | TD | TD% | INT. | INT.% | LG | SACKED | RATING |
|-----------|------|-------|------|------|-----------|----|-----|------|-------|----|--------|--------|
| Manning | 575 | 326 | 3739 | 56.7 | 6.50 | 26 | 4.5 | 28 | 4.9 | 78 | 22/109 | 71.2 |
| Small | 1 | 0 | 0 | 0.0 | 0.00 | 0 | 0.0 | 0 | 0.0 | 0 | 0/0 | 39.6 |
| TEAM | 576 | 326 | 3739 | 56.6 | 6.49 | 26 | 4.5 | 28 | 4.9 | 78 | 22/109 | 71.1 |
| OPPONENTS | 461 | 275 | 3497 | 59.7 | 7.59 | 27 | 5.9 | 8 | 1.7 | 82 | 38/231 | 95.7 |

1998 DEFENSIVE STATISTICS

| Player | TACKLES | | | SPECIAL TEAMS | | | QUARTERBACK | | | PASSES | | FF | FR | BLKD KICK | |
|--------------|---------|------|------|---------------|------|------|-------------|----|-----|--------|-----|----|----|-----------|-----|
| | Total | Solo | Asst | Total | Solo | Asst | Sack-Yard | Pr | Hit | Int-Yd | Def | | | FG | PAT |
| Belser | 129 | 98 | 31 | 1 | 1 | 0 | 1-13 | | 3 | 1-19 | 5 | 2 | 1 | | 1 |
| Morrison | 87 | 48 | 39 | | | | 1-6 | 2 | | | 1 | | | | |
| Hauck | 83 | 57 | 26 | 12 | 8 | 4 | | | | | 1 | 2 | | | |
| Barber | 76 | 51 | 25 | 5 | 3 | 2 | 2-26 | | | 1-0 | 1 | 1 | | | |
| Alexander | 75 | 49 | 26 | 1 | 1 | 0 | | 7 | | 1-12 | 1 | 3 | 2 | | |
| Johnson | 75 | 48 | 27 | | | | 8-34 | 14 | 15 | | 3 | 1 | | | |
| Whittington | 75 | 39 | 36 | | | | 4-23 | 8 | 6 | | | 1 | 2 | | |
| Blackmon | 71 | 53 | 18 | 1 | 1 | 0 | 1-1 | | 1 | 1-14 | 4 | | | | |
| Burris | 67 | 59 | 8 | | | | | | | 1-0 | 17 | | | | |
| McCoy | 65 | 37 | 28 | | | | 6-27 | 8 | 13 | | | | | | |
| Poole | 58 | 51 | 7 | 5 | 3 | 2 | | | | 1-0 | 17 | | | | |
| Berry | 58 | 41 | 17 | 3 | 3 | 0 | 4-27 | 5 | 6 | | 2 | 2 | | | |
| Montgomery | 53 | 46 | 7 | 11 | 8 | 3 | 2-23 | | | 1-22 | 13 | 1 | 2 | | |
| Herrrod | 49 | 28 | 21 | | | | | 1 | | | | | | | |
| Royal | 46 | 29 | 17 | 7 | 6 | 1 | | 3 | | | 2 | | | | |
| Chester | 31 | 23 | 8 | | | | 3-19 | 2 | 2 | | 1 | | | | |
| Jordan | 27 | 14 | 13 | 8 | 5 | 3 | | | | | | | | | |
| Fontenot | 26 | 14 | 12 | | | | 1-0 | 8 | 4 | | 2 | 1 | 1 | | |
| Tuinei | 18 | 12 | 6 | 1 | 0 | 1 | 2-12 | 2 | 1 | | | 1 | 1 | | |
| McElroy | 10 | 7 | 3 | 22 | 12 | 10 | | | | | 1 | | | | |
| Footman | 9 | 4 | 5 | | | | | | 4 | | | | | | |
| Clark | 7 | 6 | 1 | 15 | 10 | 5 | | | | 1-30 | 3 | | | | |
| Thomas, M. | 7 | 4 | 3 | | | | 1-7 | 2 | 7 | | 2 | | | | |
| Shello | 6 | 2 | 4 | | | | 1-6 | 1 | 1 | | | 1 | 1 | | |
| Chorak | 5 | 3 | 2 | 5 | 2 | 3 | 1-7 | | | | | | | | |
| Martin | 3 | 3 | 0 | | | | | | 1 | | | | | | |
| Holmberg | 2 | 2 | 0 | 1 | 0 | 1 | | | | | | | | | |
| Thomas, R. | 2 | 2 | 0 | 4 | 3 | 1 | | | | | | 1 | | | |
| Austin | 1 | 0 | 1 | | | | | | | | | | | | |
| Hetherington | | | | 16 | 12 | 4 | | | | | | | | | |
| Elias | | | | 10 | 8 | 2 | | | | | | | | | |
| Pollard | | | | 10 | 4 | 6 | | | | | | | | | |
| Greene | | | | 7 | 6 | 1 | | | | | | | | | |
| Banta | | | | 4 | 3 | 1 | | | | | | | | 1 | |
| Blevins | | | | 3 | 3 | 0 | | | | | | | | | |
| Dilger | | | | 2 | 2 | 0 | | | | | | | | | |
| Heyward | | | | 2 | 0 | 2 | | | | | | | | | |
| Gardocki | | | | 1 | 1 | 0 | | | | | | | | | |
| Vanderjagt | | | | 1 | 0 | 1 | | | | | | | | | |

NFL IMPORTANT DATES

1999

- June 1 — Deadline for old clubs to send tender to unsigned unrestricted free agents receive exclusive negotiating rights for rest of season if player is not signed by another club by July 15.
- June 1 — Deadline for old clubs to send tender to unsigned restricted free agents or to extend qualifying offer to retain exclusive negotiating rights.
- June 15 — Deadline for old clubs to withdraw original qualifying offer to unsigned restricted free agents and still retain exclusive negotiating rights by substituting tender of 110 percent of previous year's salary.
- July 15 — Signing period ends at 4:00 p.m. ET for unrestricted free agents who received June 1 tender.
- July 22 — Colts training camp in Terre Haute, Indiana.
- August 20 — First full preseason weekend.
- August 6-8 — Roster cutdown to maximum of 60 players.
- August 31 — Roster cutdown to maximum of 53 players.
- Sept. 5 — Kickoff '99 Weekend.
- Sept. 12-13 — Trading deadline.
- October 19 — Regular season closes.

2000

- January 8-9 — Wild Card Weekend.
- January 15-16 — Divisional Playoffs.
- January 23 — Conference Championships.
- January 30 — Super Bowl XXXIV, Atlanta, Georgia.
- February 6 — AFC-NFC Pro Bowl, Honolulu, Hawaii

1998 GAME-BY-GAME OFFENSE

| OPP | 1st Downs | | | Down Conv. | | | NET | | | RUSHING | | | PASSING | | | TDS | | | FGS | | FUM | | PEN | | PUNTS | | TOP |
|------|-----------|----|-----|------------|------|------|-----|------|-----|---------|-------|--------|---------|---------|----|-----|---|-------|------|---------|---------|--------|--------|--------|-------|--|-----|
| | T | R | P | 3rd | 4th | Pl | Tot | Air | Avg | Net | Sacks | Gross | Air-Com | TD | In | R | P | Rt | M-A | No-Ls | No-Yds | No-Yds | No-Avg | No-Avg | TOP | | |
| MIA | 24 | 4 | 16 | 4/11 | 0/0 | 0/0 | 307 | 64 | 2.5 | 273 | 4-29 | 37-21 | 1 | 3 | 0 | 1 | 0 | 0 | 3-3 | 1-1 | 5-50 | 3-45.3 | 32-35 | 32-35 | | | |
| @NE | 20 | 7 | 12 | 3/13 | 1/2 | 3/9 | 67 | 136 | 4.3 | 173 | 2-15 | 188 | 33-21 | 1 | 3 | 0 | 0 | 0 | 0-0 | 1-1 | 5-32 | 6-42.0 | 32-05 | 32-05 | | | |
| @NYJ | 21 | 8 | 9 | 4/16 | 0/1 | 3/10 | 72 | 120 | 27 | 4.4 | 190 | 1-3 | 193 | 44-20 | 0 | 2 | 0 | 0 | 2-2 | 0-0 | 5-34 | 6-45.0 | 26-49 | 26-49 | | | |
| NO | 16 | 2 | 13 | 1/16 | 0/0 | 3/57 | 65 | 65 | 31 | 292 | 4-17 | 309 | 32-19 | 1 | 3 | 0 | 0 | 2-2 | 0-0 | 10-79 | 6-46.0 | 34-29 | 34-29 | | | | |
| SD | 11 | 3 | 5 | 3/13 | 0/0 | 1/52 | 52 | 55 | 29 | 1.9 | 137 | 0-0 | 137 | 23-12 | 1 | 1 | 0 | 0 | 3-4 | 0-0 | 8-67 | 6-45.3 | 27-13 | 27-13 | | | |
| BUF | 21 | 4 | 13 | 4/12 | 1/1 | 3/41 | 63 | 106 | 22 | 4.8 | 235 | 0-0 | 235 | 41-20 | 2 | 2 | 0 | 4-4 | 0-0 | 4-18 | 3-38.3 | 23-19 | 23-19 | | | | |
| @SF | 15 | 3 | 12 | 0/4 | 0/0 | 0/36 | 51 | 105 | 20 | 5.3 | 231 | 1-0 | 231 | 30-18 | 3 | 0 | 1 | 2-0 | 1-2 | 0-0 | 10-63 | 5-45.8 | 24-03 | 24-03 | | | |
| NE | 18 | 1 | 17 | 0/14 | 0/1 | 3/10 | 66 | 32 | 1.4 | 278 | 0-0 | 278 | 52-30 | 2 | 2 | 0 | 0 | 1-0 | 0-0 | 0-0 | 0-0 | 8-72 | 7-43.4 | 28-26 | 28-26 | | |
| @Mia | 21 | 8 | 9 | 4/14 | 1/2 | 2/54 | 68 | 114 | 26 | 4.4 | 140 | 0-0 | 140 | 42-22 | 1 | 2 | 1 | 0 | 1-2 | 1-0 | 4-61 | 6-45.2 | 31-07 | 31-07 | | | |
| NYJ | 23 | 7 | 16 | 0/15 | 1/1 | 3/57 | 69 | 90 | 24 | 3.8 | 267 | 1-9 | 276 | 44-26 | 3 | 2 | 0 | 3-0 | 1-2 | 1-0 | 8-55 | 4-41.0 | 27-52 | 27-52 | | | |
| @Buf | 14 | 5 | 7 | 2/12 | 0/1 | 2/50 | 51 | 86 | 22 | 3.9 | 164 | 0-0 | 164 | 29-14 | 1 | 2 | 0 | 1-1 | 1-1 | 3-1 | 6-41 | 5-48.0 | 23-00 | 23-00 | | | |
| @Bal | 26 | 7 | 19 | 0/13 | 0/0 | 5/40 | 67 | 196 | 23 | 8.5 | 344 | 2-13 | 357 | 42-27 | 3 | 1 | 3 | 0 | 1-2 | 0-0 | 8-64 | 3-47.0 | 33-44 | 33-44 | | | |
| @Atl | 17 | 6 | 9 | 2/9 | 0/0 | 2/44 | 48 | 85 | 21 | 4.0 | 159 | 0-0 | 159 | 27-19 | 2 | 2 | 0 | 0-0 | 1-1 | 8-57 | 4-51.5 | 24-23 | 24-23 | | | | |
| CIN | 21 | 6 | 12 | 3/10 | 0/0 | 3/38 | 57 | 128 | 31 | 4.1 | 210 | 0-0 | 210 | 26-17 | 3 | 0 | 2 | 3-0 | 1-1 | 0-0 | 9-70 | 4-53.3 | 27-42 | 27-42 | | | |
| @Sea | 18 | 3 | 13 | 2/10 | 0/1 | 3/62 | 59 | 32 | 18 | 1.8 | 330 | 2-5 | 335 | 39-23 | 1 | 1 | 0 | 3-3 | 1-1 | 5-45 | 4-45.8 | 25-18 | 25-18 | | | | |
| CAR | 12 | 3 | 8 | 1/13 | 0/0 | 2/79 | 58 | 72 | 18 | 4.0 | 207 | 5-18 | 225 | 35-17 | 1 | 2 | 0 | 4-4 | 0-0 | 3-25 | 7-44.4 | 25-20 | 25-20 | | | | |
| TOT | 298 | 77 | 190 | 31/202 | 4/10 | 5116 | 982 | 1486 | 384 | 3.9 | 3630 | 22-109 | 3739 | 576-326 | 26 | 28 | 0 | 27-31 | 10-5 | 106-853 | 79-44.4 | 27-47 | 27-47 | | | | |

1998 GAME-BY-GAME DEFENSE

| OPP | 1st Downs | | | Down Conv. | | | NET | | | RUSHING | | | PASSING | | | TDS | | | FGS | | FUM | | PEN | | PUNTS | | TOP |
|------|-----------|-----|-----|------------|-----|-------|------|------|-----|---------|-------|--------|---------|---------|----|-----|----|-----|-----|-------|--------|---------|---------|---------|---------|--|-----|
| | T | R | P | 3rd | 4th | Pl | Tot | Air | Avg | Net | Sacks | Gross | Air-Com | TD | In | R | P | Rt | M-A | No-Ls | No-Yds | No-Yds | No-Avg | No-Avg | TOP | | |
| MIA | 15 | 10 | 5 | 0/13 | 0/0 | 0/272 | 54 | 137 | 30 | 4.6 | 135 | 0-0 | 135 | 24-13 | 1 | 0 | 1 | 1-2 | 1-2 | 2-1 | 5-45 | 5-47.6 | 27-25 | 27-25 | | | |
| @NE | 28 | 2 | 11 | 2/17 | 0/0 | 3/21 | 62 | 103 | 33 | 3.1 | 218 | 0-0 | 218 | 29-15 | 1 | 0 | 1 | 3-4 | 2-0 | 4-30 | 5-44.8 | 27-55 | 27-55 | | | | |
| @NYJ | 15 | 16 | 10 | 2/11 | 0/0 | 5/66 | 66 | 302 | 44 | 6.9 | 203 | 0-0 | 203 | 22-12 | 4 | 1 | 2 | 4-0 | 1-1 | 4-1 | 8-63 | 3-51.3 | 33-11 | 33-11 | | | |
| NO | 14 | 7 | 6 | 1/15 | 1/2 | 3/20 | 64 | 183 | 32 | 5.7 | 137 | 4-16 | 153 | 28-12 | 2 | 1 | 0 | 2-2 | 0-0 | 2-2 | 1-0 | 6-55 | 8-51.1 | 31-41 | 31-41 | | |
| SD | 17 | 9 | 6 | 2/15 | 0/1 | 2/95 | 61 | 152 | 34 | 4.5 | 143 | 4-17 | 160 | 23-12 | 0 | 1 | 0 | 2-2 | 0-0 | 2-2 | 11-90 | 4-35.8 | 32-47 | 32-47 | | | |
| BUF | 24 | 7 | 16 | 1/13 | 0/0 | 3/81 | 69 | 176 | 40 | 4.4 | 205 | 1-8 | 213 | 28-23 | 2 | 0 | 2 | 1-2 | 0-0 | 1-0 | 6-45 | 3-47.0 | 33-57 | 33-57 | | | |
| @SF | 36 | 9 | 22 | 5/11 | 0/0 | 4/48 | 81 | 127 | 25 | 5.1 | 321 | 5-10 | 331 | 51-33 | 2 | 1 | 2 | 0-0 | 2-3 | 2-2 | 6-55 | 7-40.6 | 31-34 | 31-34 | | | |
| NE | 20 | 3 | 15 | 2/15 | 0/0 | 3/70 | 63 | 77 | 27 | 2.9 | 293 | 1-13 | 306 | 35-22 | 2 | 1 | 0 | 0-0 | 0-0 | 1-0 | 6-45 | 3-39.7 | 28-53 | 28-53 | | | |
| @Mia | 20 | 7 | 11 | 2/11 | 0/1 | 3/59 | 60 | 152 | 33 | 4.6 | 207 | 0-0 | 207 | 27-18 | 2 | 1 | 0 | 2-4 | 1-1 | 3-4 | 6-50 | 4-47.3 | 32-08 | 32-08 | | | |
| NYJ | 20 | 7 | 11 | 2/11 | 0/0 | 3/69 | 65 | 157 | 33 | 4.8 | 212 | 4-37 | 249 | 28-12 | 1 | 1 | 0 | 3-4 | 1-1 | 3-4 | 6-50 | 4-47.3 | 37-00 | 37-00 | | | |
| @Buf | 25 | 10 | 14 | 1/13 | 0/0 | 4/62 | 70 | 187 | 38 | 4.9 | 215 | 2-15 | 230 | 30-20 | 2 | 0 | 2 | 2-2 | 1-1 | 10-64 | 4-42.5 | 37-00 | 37-00 | | | | |
| @Bal | 18 | 8 | 15 | 2/10 | 0/0 | 3/34 | 58 | 116 | 27 | 4.3 | 198 | 0-0 | 198 | 25-16 | 2 | 0 | 2 | 0-0 | 3-3 | 1-0 | 1-10 | 3-50.3 | 26-16 | 26-16 | | | |
| @Atl | 27 | 8 | 15 | 4/10 | 0/0 | 4/39 | 68 | 137 | 35 | 3.9 | 257 | 5-40 | 297 | 28-20 | 2 | 1 | 2 | 0-0 | 0-1 | 3-1 | 8-65 | 3-46.3 | 35-37 | 35-37 | | | |
| CIN | 23 | 9 | 11 | 1/16 | 1/2 | 3/78 | 75 | 155 | 29 | 5.3 | 223 | 3-19 | 242 | 33-19 | 2 | 0 | 1 | 2-0 | 0-0 | 2-0 | 9-85 | 4-51.5 | 32-18 | 32-18 | | | |
| @Sea | 23 | 11 | 11 | 1/16 | 0/1 | 3/76 | 74 | 226 | 41 | 5.5 | 150 | 4-27 | 177 | 29-16 | 1 | 1 | 1 | 2-4 | 0-0 | 3-0 | 5-62 | 3-45.0 | 34-42 | 34-42 | | | |
| CAR | 17 | 8 | 9 | 0/16 | 1/2 | 3/28 | 69 | 179 | 43 | 4.2 | 149 | 5-29 | 178 | 21-12 | 1 | 1 | 1 | 2-2 | 3-1 | 5-51 | 5-44.4 | 34-40 | 34-40 | | | | |
| TOT | 341 | 131 | 181 | 29/208 | 3/9 | 5832 | 1043 | 2566 | 544 | 4.7 | 3266 | 38-231 | 3497 | 461-275 | 27 | 9 | 20 | 27 | 5 | 28-37 | 29-11 | 108-917 | 68-44.6 | 68-44.6 | 68-44.6 | | |

INDIVIDUAL RUSHING GAME-BY-GAME

| Date | Opponent | MARSHALL FAULK | | | | ZACK CROCKETT | | | | JEROME PATHON | | | |
|--------------------|----------------|----------------|-------------|------------|-----------|---------------|------------|-----------|----------|---------------|-----------|----------|----------|
| | | Att | Yds | LG | TD | Att | Yds | LG | TD | Att | Yds | LG | TD |
| 9/ 6 | MIAMI | 24 | 56 | 11 | 0 | 1 | 5 | 5 | 0 | 1 | 3 | 3 | 0 |
| 9/13 | @N. England | 29 | 127 | 13 | 0 | | | | | | | | |
| 9/20 | @N.Y. Jets | 21 | 91 | 16 | 0 | | | | | | | | |
| 9/27 | N. ORLEANS | 27 | 61 | 13 | 0 | 1 | 0 | 0 | 0 | 1 | -9 | -9 | 0 |
| 10/ 4 | SAN DIEGO | 25 | 50 | 13 | 0 | | | | | | | | |
| 10/11 | BUFFALO | 18 | 93 | 40 | 0 | | | | | | | | |
| 10/18 | @San Francisco | 17 | 103 | 65† | 1 | | | | | | | | |
| 11/ 1 | N. ENGLAND | 11 | 22 | 5 | 0 | | | | | | | | |
| 11/ 8 | @Miami | 21 | 88 | 12 | 1 | | | | | 1 | 4 | 4 | 0 |
| 11/15 | N.Y. JETS | 20 | 69 | 11 | 0 | | | | | | | | |
| 11/22 | @Buffalo | 18 | 85 | 17 | 0 | | | | | | | | |
| 11/29 | @Baltimore | 17 | 192 | 68† | 1 | | | | | | | | |
| 12/ 6 | @Atlanta | 19 | 76 | 13 | 1 | | | | | | | | |
| 12/13 | CINCINNATI | 26 | 115 | 24 | 2 | | | | | | | | |
| 12/20 | @Seattle | 13 | 19 | 13 | 0 | | | | | | | | |
| 12/27 | CAROLINA | 18 | 72 | 11 | 0 | | | | | | | | |
| 1998 TOTALS | | 324 | 1319 | 68† | 6 | 2 | 5 | 5 | 0 | 3 | -2 | 4 | 0 |
| CAREER | | 1389 | 5320 | 68† | 42 | 129 | 469 | 25 | 1 | 3 | -2 | 4 | 0 |

| Date | Opponent | KEITH ELIAS | | | | PEYTON MANNING | | | | CRAIG HEYWARD | | | |
|--------------------|----------------|-------------|-----------|----------|----------|----------------|-----------|-----------|----------|---------------|-------------|------------|-----------|
| | | Att | Yds | LG | TD | Att | Yds | LG | TD | Att | Yds | LG | TD |
| 9/ 6 | MIAMI | | | | | | | | | | | | |
| 9/13 | @N. England | 3 | 9 | 8 | 0 | | | | | | | | |
| 9/20 | @N.Y. Jets | 3 | 3 | 4 | 0 | 3 | 26 | 13 | 0 | | | | |
| 9/27 | N. ORLEANS | 1 | 6 | 6 | 0 | 1 | 7 | 7 | 0 | | | | |
| 10/ 4 | SAN DIEGO | | | | | 2 | 0 | 0 | 0 | 2 | 5 | 4 | 0 |
| 10/11 | BUFFALO | | | | | | | | | 3 | 11 | 8 | 0 |
| 10/18 | @San Francisco | | | | | | | | | 1 | -1 | -1 | 0 |
| 11/ 1 | N. ENGLAND | | | | | | | | | | | | |
| 11/ 8 | @Miami | | | | | | | | | | | | |
| 11/15 | N.Y. JETS | | | | | 4 | 21 | 15 | 0 | | | | |
| 11/22 | @Buffalo | | | | | 2 | 0 | 0 | 0 | | | | |
| 11/29 | @Baltimore | 1 | 6 | 6 | 0 | 1 | 2 | 2 | 0 | | | | |
| 12/ 6 | @Atlanta | | | | | 1 | 7 | 7 | 0 | | | | |
| 12/13 | CINCINNATI | | | | | | | | | | | | |
| 12/20 | @Seattle | | | | | | | | | | | | |
| 12/27 | CAROLINA | | | | | | | | | | | | |
| 1998 TOTALS | | 8 | 24 | 8 | 0 | 15 | 62 | 15 | 0 | 6 | 15 | 8 | 0 |
| CAREER | | 29 | 96 | 8 | 0 | 15 | 62 | 15 | 0 | 1031 | 4301 | 73† | 30 |

| Date | Opponent | LAMONT WARREN | | | | TORRANCE SMALL | | | |
|--------------------|----------------|---------------|------------|-----------|----------|----------------|----------|----------|----------|
| | | Att | Yds | LG | TD | Att | Yds | LG | TD |
| 9/ 6 | MIAMI | | | | | | | | |
| 9/13 | @N. England | | | | | | | | |
| 9/20 | @N.Y. Jets | | | | | | | | |
| 9/27 | N. ORLEANS | | | | | | | | |
| 10/ 4 | SAN DIEGO | | | | | | | | |
| 10/11 | BUFFALO | 1 | 2 | 2 | 0 | | | | |
| 10/18 | @San Francisco | 2 | 3 | 2 | 0 | | | | |
| 11/ 1 | N. ENGLAND | 3 | 10 | 8 | 0 | | | | |
| 11/ 8 | @Miami | 4 | 22 | 8 | 0 | | | | |
| 11/15 | N.Y. JETS | | | | | | | | |
| 11/22 | @Buffalo | 2 | 1 | 1 | 0 | | | | |
| 11/29 | @Baltimore | 4 | -4 | -1 | 0 | | | | |
| 12/ 6 | @Atlanta | | | | | 1 | 2 | 2 | 0 |
| 12/13 | CINCINNATI | 4 | 14 | 6 | 0 | | | | |
| 12/20 | @Seattle | 5 | 13 | 14 | 1 | | | | |
| 12/27 | CAROLINA | | | | | | | | |
| 1998 TOTALS | | 25 | 61 | 14 | 1 | 1 | 2 | 2 | 0 |
| CAREER | | 185 | 603 | 53 | 5 | 1 | 2 | 2 | 0 |

INDIVIDUAL PASSING GAME-BY-GAME

PEYTON MANNING

| Date | Opponent | Att. | Comp. | Yds | Pct. | TD | LG | Int | S | Yds | Rating |
|--------------------|----------------|------------|------------|-------------|-------------|-----------|-----------|-----------|-----------|------------|-------------|
| 9/ 6 | MIAMI | 37 | 21 | 302 | 56.8 | 1 | 42 | 3 | 4 | 29 | 58.6 |
| 9/13 | @New England | 33 | 21 | 188 | 63.6 | 1 | 22 | 3 | 2 | 15 | 51.1 |
| 9/20 | @New York Jets | 44 | 20 | 193 | 45.5 | 0 | 22 | 2 | 1 | 3 | 39.3 |
| 9/27 | NEW ORLEANS | 32 | 19 | 309 | 59.4 | 1 | 78 | 3 | 4 | 17 | 63.2 |
| 10/ 4 | SAN DIEGO | 23 | 12 | 137 | 52.2 | 1 | 27 | 1 | 0 | 0 | 66.8 |
| 10/11 | BUFFALO | 41 | 20 | 235 | 48.8 | 2 | 26 | 2 | 0 | 0 | 62.6 |
| 10/18 | @San Francisco | 30 | 18 | 231 | 60.0 | 3 | 61 | 0 | 1 | 0 | 117.5 |
| 11/ 1 | NEW ENGLAND | 52 | 30 | 278 | 57.7 | 2 | 24 | 2 | 0 | 0 | 69.5 |
| 11/ 8 | @Miami | 42 | 22 | 140 | 52.4 | 1 | 18 | 2 | 0 | 0 | 47.7 |
| 11/15 | NEW YORK JETS | 44 | 26 | 276 | 59.1 | 3 | 38 | 2 | 1 | 9 | 81.3 |
| 11/22 | @Buffalo | 29 | 14 | 164 | 48.3 | 1 | 30 | 2 | 0 | 0 | 48.6 |
| 11/29 | @Baltimore | 42 | 27 | 357 | 64.3 | 3 | 34 | 1 | 2 | 13 | 105.0 |
| 12/ 6 | @Atlanta | 27 | 19 | 159 | 70.4 | 2 | 30 | 2 | 0 | 0 | 79.1 |
| 12/13 | CINCINNATI | 26 | 17 | 210 | 65.4 | 3 | 23 | 0 | 0 | 0 | 128.7 |
| 12/20 | @Seattle | 39 | 23 | 335 | 59.0 | 1 | 53 | 1 | 2 | 5 | 84.9 |
| 12/27 | *CAROLINA | 34 | 17 | 225 | 50.0 | 1 | 46 | 2 | 5 | 18 | 56.6 |
| 1998 TOTALS | | 575 | 326 | 3739 | 56.7 | 26 | 78 | 28 | 22 | 109 | 71.2 |
| CAREER | | 575 | 326 | 3739 | 56.7 | 26 | 78 | 28 | 22 | 109 | 71.2 |

INDIVIDUAL RECEIVING GAME-BY-GAME

MARVIN HARRISON

JEROME PATHON

MARSHALL FAULK

| Date | Opponent | MARVIN HARRISON | | | | JEROME PATHON | | | | MARSHALL FAULK | | | |
|--------------------|----------------|-----------------|-------------|------------|-----------|---------------|------------|-----------|----------|----------------|-------------|------------|----------|
| | | No | Yds | LG | TD | No | Yds | LG | TD | No | Yds | LG | TD |
| 9/ 6 | MIAMI | 5 | 102 | 42 | 1 | 4 | 44 | 15 | 0 | 4 | 49 | 15 | 0 |
| 9/13 | @New England | 2 | 26 | 14 | 0 | 1 | 8 | 8 | 0 | 7 | 60 | 22 | 0 |
| 9/20 | @New York Jets | 7 | 77 | 22 | 0 | 3 | 24 | 11 | 0 | 2 | 7 | 7 | 0 |
| 9/27 | NEW ORLEANS | 7 | 95 | 21 | 0 | 3 | 66 | 45 | 0 | 6 | 128 | 78 | 1 |
| 10/ 4 | SAN DIEGO | 3 | 39 | 15 | 0 | 1 | 5 | 5 | 0 | 4 | 44 | 19 | 1 |
| 10/11 | BUFFALO | 4 | 61 | 25 | 1 | 2 | 19 | 10 | 0 | 6 | 80 | 26 | 0 |
| 10/18 | @San Francisco | 6 | 98 | 61† | 3 | 3 | 44 | 19 | 0 | 4 | 36 | 18 | 0 |
| 11/ 1 | NEW ENGLAND | 5 | 34 | 10 | 0 | 7 | 56 | 18 | 0 | 9 | 119 | 24 | 0 |
| 11/ 8 | @Miami | 5 | 32 | 12 | 0 | 3 | 23 | 12 | 0 | 4 | 16 | 8 | 0 |
| 11/15 | NEW YORK JETS | 9 | 128 | 38 | 1 | 2 | 28 | 19 | 0 | 8 | 70 | 18 | 0 |
| 11/22 | @Buffalo | 4 | 49 | 30 | 1 | 1 | 8 | 8 | 0 | 8 | 102 | 25 | 0 |
| 11/29 | @Baltimore | 2 | 35 | 26 | 0 | 2 | 21 | 16 | 1 | 7 | 75 | 34 | 1 |
| 12/ 6 | @Atlanta | 2 | 16 | 8 | 0 | 2 | 16 | 8 | 0 | 7 | 37 | 11 | 1 |
| 12/13 | CINCINNATI | 5 | 48 | 17 | 0 | 5 | 48 | 17 | 0 | 2 | 39 | 23 | 0 |
| 12/20 | @Seattle | 6 | 66 | 16 | 0 | 4 | 66 | 16 | 0 | 4 | 16 | 11 | 0 |
| 12/27 | CAROLINA | 5 | 35 | 12 | 0 | 6 | 35 | 12 | 0 | 4 | 3 | 15 | 0 |
| 1998 TOTALS | | 59 | 776 | 61† | 7 | 50 | 511 | 45 | 1 | 86 | 908 | 78† | 4 |
| CAREER | | 196 | 2478 | 61† | 21 | 50 | 511 | 45 | 1 | 297 | 2804 | 85† | 9 |

INDIVIDUAL RECEIVING GAME-BY-GAME

| Date | Opponent | TORRANCE SMALL | | | | KEN DILGER | | | | MARCUS POLLARD | | | |
|--------------------|----------------|----------------|-------------|-----------|-----------|------------|-------------|-----------|-----------|----------------|------------|-----------|----------|
| | | No | Yds | LG | TD | No | Yds | LG | TD | No | Yds | LG | TD |
| 9/ 6 | MIAMI | 2 | 32 | 16 | 0 | 3 | 22 | 13 | 0 | 3 | 53 | 32 | 0 |
| 9/13 | @New England | 1 | 3 | 3 | 1 | 4 | 38 | 19 | 0 | 6 | 53 | 15 | 0 |
| 9/20 | @New York Jets | 5 | 50 | 20 | 0 | 1 | 5 | 5 | 0 | 1 | 19 | 19 | 0 |
| 9/27 | NEW ORLEANS | | | | | | | | | 1 | 2 | 2 | 0 |
| 10/ 4 | SAN DIEGO | 2 | 33 | 27 | 0 | 1 | 7 | 7 | 0 | | | | |
| 10/11 | BUFFALO | 4 | 48 | 20 | 1 | 2 | 23 | 21 | 0 | | | | |
| 10/18 | @San Francisco | 2 | 18 | 15 | 0 | 1 | 15 | 15 | 0 | | | | |
| 11/ 1 | NEW ENGLAND | 1 | 20 | 20 | 0 | | | | | 5 | 40 | 15 | 1 |
| 11/ 8 | @Miami | 4 | 32 | 18 | 0 | 3 | 22 | 10 | 1 | | | | |
| 11/15 | NEW YORK JETS | 2 | 14 | 10 | 1 | 4 | 22 | 10 | 0 | 1 | 14 | 14 | 1 |
| 11/22 | @Buffalo | 1 | 5 | 5 | 0 | | | | | | | | |
| 11/29 | @Baltimore | 9 | 153 | 25 | 1 | 1 | 8 | 8 | 0 | 2 | 35 | 26 | 0 |
| 12/ 6 | @Atlanta | 2 | 38 | 30 | 1 | 5 | 45 | 18 | 0 | 1 | 9 | 9 | 0 |
| 12/13 | CINCINNATI | 5 | 57 | 16 | 2 | 1 | 17 | 17 | 0 | | | | |
| 12/20 | @Seattle | 3 | 120 | 53 | 0 | 4 | 61 | 27 | 0 | 2 | 19 | 18 | 1 |
| 12/27 | CAROLINA | 2 | 58 | 46 | 0 | 1 | 18 | 18 | 0 | 2 | 65 | 44 | 1 |
| 1998 TOTALS | | 45 | 681 | 53 | 7 | 31 | 303 | 27 | 1 | 24 | 309 | 44 | 4 |
| CAREER | | 253 | 3349 | 75 | 24 | 142 | 1821 | 51 | 12 | 40 | 511 | 48 | 5 |

| Date | Opponent | KEITH ELIAS | | | | E.G. GREEN | | | | SCOTT GREENE | | | |
|--------------------|----------------|-------------|------------|-----------|----------|------------|------------|-----------|----------|--------------|------------|-----------|----------|
| | | No | Yds | LG | TD | No | Yds | LG | TD | No | Yds | LG | TD |
| 9/ 6 | MIAMI | | | | | | | | | | | | |
| 9/13 | @New England | | | | | | | | | | | | |
| 9/20 | @New York Jets | 1 | 1 | 11 | 0 | | | | | | | | |
| 9/27 | NEW ORLEANS | | | | | 1 | 17 | 17 | 0 | | | | |
| 10/ 4 | SAN DIEGO | | | | | | | | | | | | |
| 10/11 | BUFFALO | | | | | | | | | | | | |
| 10/18 | @San Francisco | | | | | | | | | | | | |
| 11/ 1 | NEW ENGLAND | | | | | | | | | | | | |
| 11/ 8 | @Miami | | | | | 1 | 6 | 6 | 0 | 1 | 2 | 2 | 0 |
| 11/15 | NEW YORK JETS | | | | | | | | | | | | |
| 11/22 | @Buffalo | | | | | 1 | 20 | 20 | 0 | | | | |
| 11/29 | @Baltimore | | | | | 2 | 14 | 9 | 0 | | | | |
| 12/ 6 | @Atlanta | | | | | 4 | 49 | 17 | 1 | | | | |
| 12/13 | CINCINNATI | | | | | 3 | 52 | 25 | 0 | | | | |
| 12/20 | @Seattle | | | | | 3 | 19 | 12 | 0 | | | | |
| 12/27 | CAROLINA | | | | | | | | | | | | |
| 1998 TOTALS | | 1 | 11 | 11 | 0 | 15 | 177 | 25 | 1 | 1 | 2 | 2 | 0 |
| CAREER | | 18 | 131 | 18 | 0 | 15 | 177 | 25 | 1 | 43 | 286 | 25 | 2 |

| Date | Opponent | CRAIG HEYWARD | | | | LAMONT WARREN | | | | BRADFORD BANTA | | | |
|--------------------|----------------|---------------|-------------|-----------|----------|---------------|------------|-----------|----------|----------------|-----------|----------|----------|
| | | No | Yds | LG | TD | No | Yds | LG | TD | No | Yds | LG | TD |
| 9/ 6 | MIAMI | | | | | | | | | | | | |
| 9/13 | @New England | | | | | | | | | | | | |
| 9/20 | @New York Jets | | | | | | | | | | | | |
| 9/27 | NEW ORLEANS | | | | | | | | | | | | |
| 10/ 4 | SAN DIEGO | 1 | 9 | 9 | 0 | | | | | | | | |
| 10/11 | BUFFALO | | | | | 2 | 4 | 8 | 0 | | | | |
| 10/18 | @San Francisco | | | | | 2 | 20 | 12 | 0 | | | | |
| 11/ 1 | NEW ENGLAND | | | | | 2 | 2 | 4 | 1 | 1 | 7 | 7 | 0 |
| 11/ 8 | @Miami | | | | | 1 | 7 | 7 | 0 | | | | |
| 11/15 | NEW YORK JETS | | | | | | | | | | | | |
| 11/22 | @Buffalo | | | | | | | | | | | | |
| 11/29 | @Baltimore | | | | | 3 | 10 | 4 | 0 | | | | |
| 12/06 | @Atlanta | | | | | | | | | | | | |
| 12/13 | CINCINNATI | | | | | | | | | | | | |
| 12/20 | @Seattle | | | | | 1 | 1 | 1 | 0 | | | | |
| 12/27 | CAROLINA | | | | | | | | | | | | |
| 1998 TOTALS | | 1 | 9 | 9 | 0 | 11 | 44 | 12 | 1 | 1 | 7 | 7 | 0 |
| CAREER | | 177 | 1559 | 34 | 4 | 73 | 616 | 31 | 1 | 2 | 13 | 7 | 0 |

HISTORY OF THE COLTS

Professional football came to Indianapolis March 28, 1984, when Colts owner Robert Irsay moved the historic NFL franchise from Baltimore to Indianapolis—the friendly heart of the midwest.

The roots of the franchise go back to December 28, 1946, when the bankrupt Miami Seahawks of the All-America Football Conference were purchased and relocated in Baltimore by a group headed by Bob Rodenberg. As the result of a contest in Baltimore, won by Charles Evans of Middle River, Md., the team was renamed the "Colts."

On September 7, 1947, wearing green and silver uniforms, the Colts under Head Coach Cecil Isbell won their initial AAFC game, 16-7, over the Brooklyn Dodgers. The team concluded its inaugural season before a record Baltimore crowd of 51,583 losing to the New York Yankees, 21-7. The Colts finished the year with a 2-11-1 record good for a fourth-place finish in the Eastern Division.

The Colts completed the 1948 season with a 7-8 record, tying the Buffalo Bills for the division title. The Colts compiled a 1-11 slate in 1949. The All-American Football Conference and the National Football League merged in 1950 and the Colts became a member of the NFL. After posting a 1-11 record for the second consecutive year, the franchise was dissolved by the league on January 18, 1951, because of its failing financial condition.

After two full seasons without professional football, NFL Commissioner Bert Bell challenged the franchise in December of 1952 to sell 15,000 season tickets within six weeks in order to re-enter the NFL. That 15,000-ticket quota was reached in four weeks and three days.

On January 23, 1953, under the principal ownership of Carroll Rosenbloom, the NFL's Dallas Texans franchise was moved to Baltimore where, keeping the "Colts" nickname, the Texans team colors of blue and white were inherited.

Before their first NFL season, the "new" Baltimore Colts engineered one of the biggest trades in sports history. In a deal with the Cleveland Browns involving 15 players, Baltimore received 10 Browns in exchange for five Colts. Among the players who came to Baltimore in the deal were Don Shula, Bert Rechichar, Carl Taseff and Art Spinney. These players helped the Colts open the 1953 NFL season with a 13-9 upset of the Chicago Bears in a game where Bert Rechichar set a then-NFL record with a 56-yard field goal.

In 1954, the Colts hired Weeb Ewbank as head coach. Ewbank would guide the Colts for the next nine seasons (the longest tenure of any Colts head coach) and lead the club to two conference and world championships.

On November 30, 1958, the Colts clinched their first Western Conference title with a 35-27 win over San Francisco before a record home sellout crowd of 57,557. Four weeks later, Baltimore won its first World Championship, downing the New York Giants, 23-17, in the fabled "sudden-death" overtime contest at Yankee Stadium. The Colts repeated as champion in 1959, clinching their second Western Conference crown and defeating the Giants, 31-16, in Baltimore for the World Championship.

In January, 1963, Don Shula replaced Weeb Ewbank as the team's third head coach since 1953. During the 1963 campaign, quarterback John Unitas led the Colts offense to eight team records and set a then-NFL individual passing mark of 237 completions. The Colts won a club-record eleven consecutive games in 1964, enroute to clinching their third Western Conference title and first under Shula. During that campaign, Raymond Berry caught his 506th career pass and Lenny Moore scored 20 touchdowns, both NFL records at the time. The following year, Baltimore tied Green Bay for the Western Conference title. With halfback Tom Matte quarterbacking the club because of injuries to John Unitas and Gary Cuozzo, the Colts lost a controversial 13-10 "sudden-death" playoff contest to the Packers.

Under Shula, Baltimore made its first Super Bowl appearance in 1968. The club finished first in the Coastal Division with a 13-1 mark, then defeated Minnesota, 24-14, in the Western Conference Championship game and blanked Cleveland, 34-0, for the NFL Championship. The team went on to face the American Football League Champion New York Jets in Super Bowl III, losing a 16-7 upset.

In May of 1969, the NFL merged with the AFL and Baltimore, Pittsburgh and Cleveland joined the old AFL teams to form the American Football Conference of the NFL. For the 1970 season, the Colts were situated in the Eastern Division of the AFC and on September 20, the club won its first AFC game, 16-14, over San Diego. In mid-December, Baltimore clinched its first Eastern Division Championship with a 20-14 win at Buffalo, then defeated Cincinnati and Oakland in the playoffs to win the AFC Championship. On January 17, 1971, the Colts defeated the Dallas Cowboys in Super Bowl V, 16-13, on Jim O'Brien's 32-yard field goal with five seconds remaining in the game.

In July, 1972, the Colts came under new ownership as Robert Irsay acquired the club from Carroll Rosenbloom in exchange for the Los Angeles Rams.

In 1974, two young Colt stars established NFL records as running back Lydell Mitchell carried the ball 40 times against the New York Jets at Shea Stadium and quarterback Bert Jones completed 17 consecutive passes against the same Jets club later in the season. Mitchell set another mark that season, winning the league pass receiving title with 72 receptions.

In 1975, Mitchell would continue his record-setting pace by becoming the first running back in Colt history to rush for 1,000 yards, gaining 1,193 yards on 289 carries.

After posting a 2-12 record in 1974, Baltimore's fortunes began to change with the hiring of Ted Marchbroda as head coach in February, 1975. Marchbroda led the Colts to three consecutive Eastern Division titles before posting back-to-back 5-11 seasons in 1978 and 1979.

The Colts named Mike McCormack to replace Marchbroda as head coach in January, 1980. The Colts improved to a 7-9 record in 1980 before recording the worst record in club history to date with a 2-14 slate in 1981.

On December 21, 1981, the Colts named Frank Kush to replace McCormack as head coach. In addition, club owner Robert Irsay announced the appointment of Ernie Accorsi as general manager on May 16, 1982.

Under Kush's guidance, the Colts recorded their first winning preseason record (3-2) since 1970. After two weeks

of regular season play, a players' strike resulted in the loss of seven games per team from the 1982 schedule, and each team played a nine-game schedule. The Colts finished the season with a record of 0-8-1.

The Colts received the first selection in the April 26, 1983, NFL Draft and selected Stanford QB-John Elway. Six days later on May 2, the Colts traded Elway to Denver in exchange for the Broncos' 1983 first-round choice, offensive tackle Chris Hinton, along with quarterback Mark Herrmann and Denver's first round choice in the 1983 NFL Draft.

In 1983, the Colts forged the biggest turnaround in NFL history for a team that had gone winless the previous season. The 1983 Colts were 6-4 after week 10 and then went 7-9 on the season. Rookie Chris Hinton earned a starting berth at offensive guard for the AFC in the Pro Bowl. The Colts' running game came together as Curtis Dickey and Randy McMillan combined for just shy of 2,000 yards rushing to rank first in the AFC and second in the NFL.

Following the 1984 season, President Robert Irsay and General Manager Jim Irsay appointed Rod Dowhower as head coach on January 28, 1985. Dowhower posted a 5-11 mark that season with a club that rushed for a conference-leading 2,439 yards, fifth-best in the NFL. The team averaged 5.0 yards per attempt to lead the NFL, while marking the first time in a decade that an AFC team achieved that feat.

On December 1, 1986, Ron Meyer succeeded Dowhower as head coach. Meyer led the club to the AFC Eastern Division title in 1987, before falling in the Divisional Playoffs. Indianapolis earned a 9-7 record in 1988 and an 8-8 mark in 1989, but lost playoff positions on the last weekend of each season. RB-Eric Dickerson, acquired in a blockbuster trade on October 31, 1987, won the NFL rushing title in 1988 with 1,659 yards. The Colts produced a 7-9 record in 1990. Meyer earned a 36-35 regular season record with the club before being succeeded by Rick Venturi on October 1, 1991. Ted Marchibroda returned to the Colts as head coach on January 28, 1992. Marchibroda led the Colts to a 9-7 record in 1992, the second time he guided the team to an NFL-best eight-game one-season turnaround. The Colts posted a 4-12 record in 1993 and an 8-8 mark in 1994.

The 1995 Colts earned a 9-7 record, then posted playoff wins at San Diego and Kansas City. The team dropped a 20-16 decision at Pittsburgh in the AFC Championship Game. Marchibroda's tenure with the club ended on February 9, 1996. His 73 career victories tied Don Shula for most by a Colts head coach. Lindy Infante succeeded Marchibroda on February 15, 1996. The Colts earned a 9-7 record in 1996, qualifying for the playoffs in consecutive seasons for the first time since 1975-77. Bill Polian was named president on December 22, 1997, one day after the club finished a 3-13 season. Jim Mora succeeded Infante as head coach on January 12, 1998. The Colts were 3-13 in 1998, but received solid performances from RB-Marshall Faulk and QB-Peyton Manning. Faulk's 2,227 yards from scrimmage set a club record, while Manning (326-575-3,739, 26 TDs) set NFL rookie records in every passing category.

In more than 40 years of National Football League competition, the Colts have achieved a 325-352-7 record, including three World Championships and 10 Conference or Division titles.

The success of the Colts franchise is exemplified by the number of Colts who have been inducted into the Pro Football Hall of Fame. A total of eleven Colts have been selected for enshrinement including Raymond Berry, Art Donovan, Ted Hendricks, John Mackey, Gino Marchetti, Lenny Moore, Jim Parker, John Unitas and Head Coaches Weeb Ewbank and Don Shula from the Baltimore era and RB-Eric Dickerson from the Indianapolis era.

HISTORICAL HIGHLIGHTS

1946

(12/28) Bankrupt Miami Seahawks franchise of All-America Football Conference moved to Baltimore. Bob Rodenberg headed purchasing group and the team was renamed "Colts" via a fan contest.

1947

(2/10) Cecil Isbell named head coach. **(9/7)** Colts won inaugural AAFC game, defeating Brooklyn Dodgers, 16-7, before 27,418 fans at Baltimore Stadium. **(9/28)** New York Yankees defeated Colts, 21-7, before a then-record Baltimore crowd of 51,583. Colts placed fourth in Eastern Division with 2-11-1 record, while drawing 199,661 fans.

1948

(Spring) Colts reorganized with more than 200 stockholders. Jake Embry named president and Walt Driskill named general manager. **(12/12)** Buffalo Bills defeated Colts in playoff game for Eastern Division title in Baltimore, 28-17, in a game marked by a near-riot. Colts finished 7-8 under Cecil Isbell. G-Dick Barwegan named all-league. Attendance totaled 244,502.

1949

(Spring) Walt Driskill succeeded Embry as president, while continuing as general manager. **(Fall)** Cecil Isbell fired after first four games and Driskill named head coach. Team finished seventh in the Eastern Division with 1-11 record. G-Dick Barwegan was named all-league again. **(12/9)** The National Football League and the AAFC reached a "peace" agreement and the Colts were assigned to the NFL for the 1950 season. **(12/18)** Abraham Watner named president.

1950

(Spring) Clem Crowe named head coach. **(11/5)** Down 21-10 in fourth quarter, DBs-Jim Owens, Frank Spavital and Herb Rich returned interceptions for scores as Colts topped Green Bay, 41-21, for only win. Spavital also scored on a 96 rush. **(12/10)** Rich ended season 12-22-0 avg. for punt returns, the highest seasonal average in NFL history. Colts concluded 1-11 season with 15-14 loss to Yanks at Yankee Stadium. Yanks later became the Baltimore Colts. Colts finished as 13th team to complete a season without making a field goal (0-4). The Dallas Texans (1952) became the last team to do it.

1951

(1/18) Watner withdrew franchise and was paid \$50,000 for players by NFL. 1952 (12/3) Commissioner Bert Bell, addressing the Advertising Club, issued a challenge to Colts fans to sell 15,000 season tickets in six weeks to re-enter NFL. (12/8) The ticket drive officially began and the quota was reached in four weeks, three days.

1953

(1/11) Carroll Rosenbloom, with 52 percent control, headed an ownership group that included William F. Hilgenberg, Zanvyl Krieger, Thomas Mullan, Sr., and R. Bruce Livie. (1/23) The Dallas Texans franchise moved to Baltimore. Don Kelleet named president/general manager. Keith Molesworth named head coach. (3/25) Baltimore and Cleveland collaborated on one of the biggest deals in sports history, a trade that involved 15 players. Baltimore acquired 10 players from Cleveland in exchange for five Colts. The Colts obtained QB-Harry Agganis, T-Dick Batten, E-Gern Nagler, HB-Bert Rechichar, G-Ed Sharkey, T-Stu Sheetz, HB-Don Shula, E-Art Spinney, HB-Carl Taseff and G-Elmer Willhoite for LB-Tom Catlin, T-Don Colo, G-Hershel Forrester, T-Mike McCormack and HB-John Pettibon. (9/27) Colts upset Chicago, 13-9, in NFL opener at Memorial Stadium. K-Bert Rechichar's 56-yard field goal surpassed Detroit's K-Glenn Presnell (54, at GB 10/7/34) as the longest in NFL history. It would stand as the NFL's longest until a 63-yarder by Tom Dempsey (New Orleans) on 11/8/70. (11/22) Rams RB-Dan Towler rushed 14-205, 1 TD against Colts, a record number of yards gained by a back against the Colts until RB-Barry Sanders (216) in 1997.

1954

(Spring) Weeb Ewbank named head coach. (9/26) Colts dropped 48-0 decision to Los Angeles and ordered plastic facemasks for helmets for first time.

1955

(10/1) Alan Ameche rushed 21-153 against Detroit to become the first NFL rookie to gain 100+ yards in first two career games. Ameche had 194-yard rushing debut 9/25/66 vs. Chicago, including a 79t rush on his first career attempt. (10/16) Colts dropped 38-10 decision at Chicago. Bears RB-Rick Casares had 81t rush, the longest ever allowed by the Colts. (12/11) Ameche ended season 213-961, 9 TDs to win the NFL rushing title.

1956

(10/14) DB-Carl Taseff had 90t punt return against Green Bay (at Milw.), the longest in Colts history. (10/21) QB-John Unitas (9-19-131, 1 TD/int.) made debut in 58-27 loss at Chicago. Taseff had 96t return of a missed field goal, the longest in Colts history. (10/28) Playing in fifth career game, RB-Lenny Moore rushed 13-185, 2 TDs rushing, including 72- and 79-yard scoring bursts. (11/11) Moore produced 70t rush at Cleveland in 21-7 win, totaling 11-120 for the game and three 70+ rushes in two games. (12/23) Colts topped Washington, 19-17, as Moore ended season with 7.5 rushing average, the best in Colts history.

1957

(2/4) Carroll Rosenbloom named president. (9/29) Horseshoes placed on the side of Colts helmets for first time. (11/10) WR-Raymond Berry was 12-224, 2 TDs to set club receiving yardage record, while performance stands as one of only three 200+ games in Colts history (210, WR-Roger Carr at NYJ 10/24/76; WR-Reggie Langhorne at Wash. 11/7/93). (12/8) Colts dropped 17-13 contest in final minute at San Francisco after entering day at 7-3 and one game ahead of 49ers and Detroit in Western Conference. Colts dropped finale at Los Angeles one week later, 37-21, to finish third in conference.

1958

(10/26) Rookie DB-Lenny Lyles had 101t KOR vs. Washington to become first player ever with two 100+ KOR in same season (other was 103t vs. Chicago 10/4). (11/2) Colts recorded first shutout, 56-0 over Green Bay, marking their sixth straight win and setting the club record for largest margin of victory. (11/16) Colts defeated Chicago, 17-0, marking the first time the Bears were blanked in 149 games. (11/30) Colts clinched first Western Division title, 35-27, over San Francisco before second straight record crowd of 57,577. QB-John Unitas tossed a scoring pass in a 23rd straight game to set a new NFL record (QB-Cecil Isbell, 22 games, Green Bay 1941-42). (12/28) Colts defeated the New York Giants, 23-17, at Yankee Stadium in "sudden death" game for World Championship. Weeb Ewbank and 12 players from "The Greatest Game Ever Played" eventually became NFL Hall of Famers.

1959

(12/12) Colts scored 21 fourth-quarter points to rally from 10-point deficit to defeat Los Angeles, 45-26, for their second Western Division title. DB-Milt Davis and LB-Don Shinnick finished season tied for NFL interception lead (7), the first time in NFL history teammates tied for league lead with that honor. Unitas finished the season as only NFL player ever to toss 30+ TD passes (32) in a 12-game season. (12/27) Colts scored 24 fourth-quarter points to repeat as World Champions, 31-16 over New York Giants. Colts later tabbed for Pro Football Hall of Fame Team of the 1950s: WR-Raymond Berry, DT-Art Donovan, DE-Gino Marchetti, RB-Lenny Moore, OG/T-Jim Parker.

1960

(12/11) QB-John Unitas failed to throw a touchdown pass in 10-3 loss at Los Angeles, snapping an NFL record streak of 47 consecutive games with a scoring toss (G10-1956 through G10-1960). The mark stands today as one of the most enduring standards in sports. (12/18) Unitas finished season as only NFL player ever to toss for 3,000+ yards (3,099) in a 12-game season. Unitas finished season as NFL leader in scoring passes for a league record fourth

straight time, while he was later joined by QB-Len Dawson (Dallas/KC) as the only players to lead NFL in scoring passes four times. WR-Raymond Berry set club seasonal record with 1,298 receiving yards. Colts finished as only team to have 3000+ passer and 1000+ receiver in a 12-game schedule.

1961

(11/26) Colts topped Washington, 27-6. Colts DB-Gary Glick and Redskins DB-Jim Kerr each had three interceptions. **(12/16)** QB-John Unitas (420) tied an NFL record with his fourth season of most pass attempts (Sammy Baugh, Washington). The mark was later tied by George Blanda (Chicago, Houston) and Dan Marino (Miami). Unitas topped NFL attempts from 1959-61 to set league record (later tied by Blanda and Drew Bledsoe, New England) for consecutive seasons as attempts leader. K-Steve Myhra led the NFL with 21 field goals. Colts defense led NFL in fewest yards allowed (3,782) and fewest passing yards allowed (1,913).

1962

(10/14) Colts posted 36-14 win at Cleveland, holding RB-Jim Brown to 14-11 rushing. **(12/8)** E.R.C. Owens, who joined Colts during season after being first player ever to play out option and jump teams (from SF) without compensation, became the first player believed to block a field goal at his own crossbar. Owens blocked a 40-yard attempt by Washington's Bob Khayat in 34-21 Colts win. **(December)** Jim Parker became one of few players voted all-pro at two positions (G/T) in same season [also T/LB-George Connor, Chicago and G/T-Forrest Gregg, Green Bay].

1963

(1/8) Don Shula named head coach. E-Gino Marchetti and LB-Bill Pellington later named first player-coaches. **(12/15)** QB-John Unitas concluded season with eight team records and an NFL-record 237 completions, besting 235 by QB-Sonny Jurgensen (Philadelphia, 1961). K-Jim Martin topped NFL with 24 field goals and Colts yielded NFL-fewest 3,296 passing yards.

1964

(1/20) Carroll Rosenbloom purchased all remaining stock to gain full Colts ownership. **(10/12)** Colts topped St. Louis in game moved to Baltimore due to World Series. RB-Tom Matte had 80+ rush, the longest in Colts history. **(11/22)** Colts defeated Los Angeles, 24-7, for club-record 10th straight win and a third Western Conference title. **(12/13)** WR-Raymond Berry finished season with 506 career receptions, taking the NFL alltime lead from Billy Howton (503). RB-Lenny Moore's 20 touchdowns eclipsed the prior NFL seasonal record of 19 (Jim Taylor, Green Bay, 1962). **(12/27)** Colts dropped NFL title game at Cleveland, 27-0. Don Shula was consensus NFL Coach of the Year and QB-John Unitas was consensus NFL MVP. DE-Gino Marchetti made 10th Pro Bowl and was tabbed consecutively for game from 1954-64 (missed 1958 with injury).

1965

(9/26) RB-Lenny Moore failed to score a touchdown vs. Green Bay at Milw., ending streak of 18 straight games with a touchdown, an NFL record that still stands (G-7, 1963; G-1-14, 1964; G-1, 1965). Moore had rushing touchdowns in eleven straight games (G-9, 1963; G-1-9, 1964) during the streak to set an NFL record (since broken). **(11/14)** QB-Gary Cuozzo was 16-26-208, 5 TDs in 41-21 win at Minnesota, setting club record for single-game scoring passes (later tied by QB-Gary Hogeboom in replacement game at Buffalo 10/4/87). **(12/26)** Playing RB-Tom Matte under center for injured QBs-John Unitas and Cuozzo, Colts dropped "sudden death" Western Conference title tilt at Green Bay, 13-10, on controversial overtime field goal.

1966

(6/8) NFL and American Football League announced merger for 1970 season. **(9/18)** QB-John Unitas was 14-22-241, 4 TDs passing as Colts topped Minnesota, 38-23. Unitas (213) passed QB-Y.A. Title (212) for most touchdown passes in NFL history, a record he held until his retirement (since broken). **(9/25)** K-Lou Michaels set club record with 18 kick-scoring points in 36-14 win versus San Francisco, including club-record (later tied) five field goals. **(10/16)** Colts bested Detroit, 45-14, but Lions tallied on 99t pass from Karl Sweetan to Pat Studstill, the longest completion allowed in Colts history. **(10/30)** Unitas was 13-22-252 yards passing at Los Angeles in 17-3 win to become the NFL's alltime leader in passing yardage with 28,375 yards, besting Y.A. Title's 28,339. **(11/13)** Colts bested Atlanta, 19-7, to push record to 7-2. Unitas hurt shoulder during game and club finished 9-5 for second-place in Western Conference. Rookie P-David Lee (49-45.6) won NFL punting title.

1967

(1/23) Don Kelleff retired and Joe Campanella named general manager. **(2/15)** Joe Campanella passed away. **(3/17)** Publicity Director Harry Hulmes named general manager. **(9/17)** QB-John Unitas was 23-32-401, 2 TDs/1 int. in 38-31 win vs. Atlanta, the only 400+ passing game in Colts history. **(11/5)** Colts scored two late touchdowns to top world champion Packers, 13-10. **(11/12)** Unitas was 17-20-370, 4 TDs in 49-7 win at Atlanta. His 85.0 completion pct. ranks as best in Colts history and is only one of four 80+ games (min. 15 att.) in team history. **(12/3)** Unitas and WR-Raymond Berry teamed on a 5t pass play vs. Dallas in 23-17 win to mark their 63rd career touchdown connection, an NFL record that stood until the 1980s. **(12/17)** Possessing 11-0-2 record, Colts dropped finale at Los Angeles, 34-10, to miss the playoffs. RB-Lenny Moore ended career with 11,213 yards from scrimmage (5,174 rush/6,039 receiving), 12,449 total yards (5,174 rush/6,039 receiving/1,180 KOR/56 PR), both Colts records. Moore's 113 touchdowns and 678 points (since passed) marked Colts records. Moore had a club-record six 1000+ yards/scrimmage seasons and 49 career 100+ yards/scrimmage games. Berry (631) ended career as NFL's alltime

leading receiver (since passed). Berry had only two fumbles in career marked by him popularizing the use of sunglasses and wristbands, while playing with one leg shorter than the other. Unitas was tabbed for 10th Pro Bowl, tying DE-Gino Marchetti for most in Colts history.

1968

(8/3) Art Donovan became the first Colt inducted into the Pro Football Hall of Fame. **(9/29)** Colts blasted Pittsburgh, 41-7, as DB-Bobby Boyd (25t), DB-Charlie Stukes (60t) and DE-Roy Hilton (13t) returned interceptions for scores, the second time in team history to accomplish the feat (also 11/5/50 vs. Green Bay). **(11/10)** Colts topped Detroit, 27-10, as QB-Earl Morrall, starting for injured QB-John Unitas, produced wins over four clubs he had played for (Pittsburgh, San Francisco, NY Giants, Detroit). **(12/7)** Colts topped world champion Green Bay, 16-3, and earned Coastal Division crown a day later with Los Angeles loss. Colts defense held champion Packers out of end zone to produce a four-game streak of not allowing a touchdown, the first time any NFL team had done that defensively since 1937 (NY Giants). **(12/15)** Colts posted 28-24 win at Los Angeles to cap 13-1 season, holding 10 opponents to 10 points or less, five without a touchdown and three scoreless. Colts defense surrendered NFL-fewest 144 points. RB-Preston Pearson (15-35.1, 1 TD) tapped NFL in KOR. **(12/22)** Colts defeated Minnesota, 24-14, for Western Conference title. **(12/29)** Colts blanked Cleveland, 34-0, for NFL Championship and first title since 1958 and 1959. Colts set club mark and an NFL-record (since broken) with 15 wins in a season.

1969

(1/12) Colts dropped Super Bowl III to New York Jets, 16-7, at Orange Bowl. **(5/17)** Colts, Pittsburgh and Cleveland joined AFL teams to form American Football Conference as the NFL realigned for the 1970 season. **(August)** Colts named to Pro Football Hall of Fame's NFL 50th Anniversary Team: First-Team - TE-John Mackey, DE-Gino Marchetti, QB-John Unitas; Second-Team - WR-Raymond Berry, DT-Art Donovan; Third-Team - RB-Lenny Moore. **(12/21)** Colts defeated Los Angeles, 13-7, to finish with 8-5-1 mark and second-place Coastal Division spot in final game prior to NFL Merger. P-David Lee (57-45.3) won NFL punting title. Colts later tabbed for Pro Football Hall of Fame Team of the 1960s: DB-Bobby Boyd, TE-John Mackey, QB-John Unitas.

1970

(1/6) Don Klosterman named general manager. **(4/3)** Don McCafferty named head coach. Don Shula left Colts for Miami as head coach and Colts received D1-71 draft choice (used on RB-Don McCauley). **(9/20)** Colts topped San Diego, 16-14, in first game as member of AFC, while snapping WR-Lance Alworth's NFL-record streak of receptions in 96 consecutive games. **(12/13)** Colts clinched Eastern Division title with 20-14 win at Buffalo. **(12/26)** Colts topped Cincinnati, 17-0, in Divisional Playoffs.

1971

(1/3) Colts captured the AFC Championship by topping Oakland, 27-17. **(1/17)** Colts won the first AFC-NFC Super Bowl, 16-13 over Dallas in the Orange Bowl on K-Jim O'Brien's 32-yard field goal with :05 remaining. Don McCafferty became the first rookie head coach to win a Super Bowl (later matched by San Francisco's George Seifert in Super Bowl XXXIV). **(3/18)** Steve Rosenbloom named president. Carroll Rosenbloom named chairman of the board. **(9/19)** RB-Norm Bulachi rushed 22-198 to set the club record for single-game rushing yards in 22-0 win over the New York Jets. **(10/17)** Colts topped New York Giants, 31-7. P-David Lee uncorked 76-yard punt, the longest in Colts history. **(12/11)** Colts (9-3) topped Miami (9-2-1), 14-3, to take division lead with one game left, but dropped finale to New England, 21-17, one week later for second-place in AFC East. **(12/26)** Colts topped Cleveland, 20-3, in AFC Playoffs.

1972

(1/2) Colts dropped disappointing AFC Championship Game, 21-0 at Miami. **(7/26)** Robert Irsay acquired Colts from Carroll Rosenbloom in exchange for Los Angeles Rams. Joe Thomas named vice president and general manager. **(7/29)** DE-Gino Marchetti inducted into Pro Football Hall of Fame. **(9/24)** Colts dropped 44-24 decision to New York Jets as QBs-Joe Namath (15-28-496, 6 TDs/1 int.) and John Unitas (26-45-376, 2 TDs) combined for 872 yards passing and eight touchdowns. Four players had 100+ receiving yards (Jets: TE-Rich Caster 6-204, 3 TDs; WR-Eddie Bell 7-197, 1 TD; Colts: TE-Tom Mitchell 8-114; WR-Sam Havrilak 4-115, 1 TD), while Jets RB-John Riggins was 21-87 rushing and 1-671 receiving for 154 yards/scrimmage. Colts RB-Don McCauley had 93t KOR as game had total of six 40+-yard touchdown plays. **(10/16)** John Sandusky succeeded Don McCafferty as head coach for last nine games. **(12/16)** KOR-Bruce Laird (29-29.1) topped NFL in KOR.

1973

(1/22) QB-John Unitas went to San Diego after concluding Colts career as NFL's alltime leader in passing yardage. **(2/14)** Howard Schnellenberger named head coach. **(7/28)** WR-Raymond Berry and G/T-Jim Parker inducted into Pro Football Hall of Fame. **(9/23)** Colts QBs-Bert Jones and Marty Domres each tossed four interceptions as club-record eight interceptions spelled 34-10 defeat to New York Jets.

1974

(9/29) Joe Thomas succeeded Howard Schnellenberger as head coach for final eleven games. **(10/20)** RB-Lydeell Mitchell set NFL record (since broken) with 40 rushes (156 yards) in 35-20 win at New York Jets. **(12/15)** QB-Bert Jones set NFL record (since broken) with 17 consecutive completions in 45-38 loss to Jets. Mitchell was 13-82, 2 TDs receiving to set club single-game record for receptions (later tied by RB-Joe Washington at KC 9/2/79). Mitchell's 72 receptions topped NFL and set league's seasonal record (since broken) by a running back.

1975

(1/15) Ted Marchibroda named head coach. **(8/2)** Lenny Moore inducted into Pro Football Hall of Fame. **(9/21)** Colts defeated Chicago, 35-7, holding rookie RB-Walter Payton to 8-0 rushing. **(11/9)** Colts rallied from 28-7 second-quarter deficit for 42-35 win, the largest comeback (later broken twice in 1995) win in club history. Colts had 3 100+ performers (RB-Lydeell Mitchell 27-112 rushing/WRs-Glenn Doughty 3-102/Roger Carr 2-136, 1 TD receiving) and a 300+ passer (QB-Bert Jones 14-22-306, 2 TDs/1 int.). It marked one of only four games in club history with dual 100+ performers and a 300+ passer (12/15/63, 19-16 W vs. LA Rams: RB-Tom Matte 13-120, 1 TD rush/WR-Raymond Berry 7-130 receiving/QB-John Unitas 21-37-323, 1 TD passing; 9/19/76, 28-27 W vs. Cincinnati: Mitchell 27-106 rush/Carr 6-198, 3 TDs receiving/Jones 14-29-301, 3 TDs/int. passing; 11/29/98, 31-38 L at Baltimore: RB-Marshall Faulk 17-192, 1 TD rush/WR-Torrance Small 9-153, 1 TD receiving/QB-Peyton Manning 27-42-357, 3 TDs/1 int. passing). **(12/7)** Mitchell rushed for 119 yards in 21-0 win at New York Giants to become first Colt with 1000+ rushing season. **(12/14)** Colts (8-4) defeated Miami (9-3) at 12:44 of overtime, 10-7. K-Toni Linhart's 31-yard field goal provided the win and the advantage in the divisional race. **(12/21)** Colts completed the greatest turnaround season in NFL history (8 wins, from 2-12 to 10-4) with 34-21 win over New England. The team's ninth straight win earned the AFC East title. **(12/27)** Colts dropped AFC Playoff game at Pittsburgh, 28-10.

1976

(12/12) Colts wrapped up 7-1 division mark, along with 11-3 record and AFC East title with 58-20 win over Buffalo. QB-Bert Jones (207-343-3,104, 24 TDs/9 ints., 102.5 rating), RB-Lydeell Mitchell (289-1,200, 5 TDs rushing) and WR-Roger Carr (43-1,112, 11 TDs) formed the first NFL trio of 3000-1000-1000 performers in a 14-game season, while K-Toni Linhart totaled 109 points. Carr topped NFL in receiving yards. Linhart topped NFL in scoring, while Colts also led league in points (417), passing yards (2,933) and total yards (5,236). **(12/19)** Colts dropped 40-14 playoff match to defending champion Pittsburgh at home. Minutes after the conclusion, a private plane crash-landed in the stadium's stands.

1977

(1/25) Dick Szymanski named general manager. Ernie Accorsi named assistant general manager. **(11/20)** RB-Lydeell Mitchell broke RB-Lenny Moore's career rushing record of 5,174 yards as club topped New York Jets, 33-12. **(12/18)** Rallying with 27 second-half points, the Colts defeated New England, 30-24, to earn third straight AFC East crown. The winning drive ended with 2:44 left and traveled 99 yards, then the longest in Colts history. Three titles won by Ted Marchibroda marked the most ever by a Colts head coach. Mitchell ended career as club's alltime leading rusher (5,487), while 8,010 career yards/scrimmage ranked third. Mitchell had five 1000+ yards/scrimmage seasons (1972-77), tied with RBs-Lenny Moore and Marshall Faulk for best in club history. Mitchell's 43 career 100+ yards/scrimmage games ranked second to Moore's 49, while Mitchell's 11 100+ games in 1976 and 1977 marked club-bests (since passed by Faulk, 13 in 1998), as did 16 consecutive such outings (G8-1975 through G9-1976). Mitchell's 16 career 100+ rushing games set club mark later eclipsed by RB-Eric Dickerson (24). **(12/24)** Colts dropped double-OT thriller to Oakland, 37-31. The Raiders tied the contest in the waning seconds of regulation before winning at 15:43 of overtime, the longest game in Colts history, and the NFL's third-longest post-season game (75:43).

1978

(7/29) Weeb Ewbank inducted into the Pro Football Hall of Fame. **(9/4)** Colts dropped opener at Dallas, 38-0. RB-Tony Dorsett (15-147 rushing/3-107, 1 TD receiving, 92t) recorded the only 100+/100+ game against the Colts. **(9/18)** Colts topped New England, 34-27, on MNF. RB-Joe Washington tossed 54t pass to WR-Roger Carr and tallied on 23t pass from QB-Bill Troup, then decided contest with 90t KOR with 1:18 left for winning points. The teams combined to produce 41 fourth-quarter points. **(10/29)** Colts dropped 26-8 decision at Miami. Both clubs produced safeties, the only game in Colts history to own that distinction.

1979

(7/28) QB-John Unitas inducted into the Pro Football Hall of Fame. **(9/2)** KR-Nesby Glasgow (9 PR/3 KOR) tied an NFL record (since broken) held by three others with 12 combined returns in 14-0 loss at Kansas City. (Glasgow would set club seasonal record in 1979 with 94 combined returns.) **(12/2)** WR-Glenn Doughty's 14t snare from QB-Greg Landry marked Doughty as the only Colt with scoring receptions from seven different players (QB-Marty Domres, QB-Bert Jones, QB-Mike Kirkland, Landry, RB-Don McCauley, WR-Cotton Speyrer, QB-Bill Troup). **(12/16)** RB-Joe Washington led NFL and set club record with 82 receptions. Colts later tabbed for Pro Football Hall of Fame Team of the 1970s: LB-Ted Hendricks.

1980

(1/16) Mike McCormack named head coach. **(10/26)** QB-Bert Jones was sacked 12 times in 17-10 loss to St. Louis, a record for one player being sacked (later tied by Houston's QB-Warren Moon vs. Dallas 9/29/85). **(11/30)** Colts topped AFC East-leading Buffalo, 28-24, to produce seasonal sweep of eventual 11-5 division champs. **(12/7)** The club's playoff hopes were dashed after 27-point fourth quarter comeback. Down 31-6 after three quarters, the Colts took 33-31 lead with 1:51 left, but surrendered 21-yard field goal to Cincinnati with 0:12 remaining in 34-33 defeat.

1981

(9/1) RB-Randy McMillan was 16-146, 2 TDs rushing in rookie debut as club topped New England, 29-28, joining RB-Alan Ameche (21-194, 1 TD vs. Chicago 9/25/55) as only club rookies with 100+ debuts (later tied by RB-Marshall

Faulk in 1994, 23-143, 3 TDs vs. Houston 9/4/94). **(9/27)** Colts battled back from 14-0, 21-14 and 28-21 deficits, but fell to Miami, 31-28, on 27-yard field goal with 1:02 left. **(12/20)** QB-Bert Jones' three scoring passes and four turnovers produced by the Colts defense helped end a 14-game losing streak as club topped New England, 23-21. **(12/21)** Frank Kush named head coach.

1982

(5/16) Ernie Accorsi named general manager. **(9/20)** After two weeks of regular season play, the NFL Players Association called a players' strike at 12:00 midnight (ET). It was the first in-season work stoppage in league history. The regular season returned on Sunday and Monday, November 20-21. Eight weekends of the 16-week regular season were not played as scheduled. A ninth weekend of 14 games was rescheduled and played on Sunday and Monday, January 2-3, 1983. A total of 98 games were erased by the strike.

1983

(4/26) Colts selected Stanford QB-John Elway with the first pick in the NFL Draft. **(5/2)** Colts traded Elway to Denver for D1-84 choice, OT-Chris Hinton and QB-Mark Herrmann. **(10/30)** Colts defeated Philadelphia, 22-21, as K-Raul Allegre tied a club record (5, Lou Michaels, 9/25/66) with five field goals. **(12/18)** Colts completed season with 20-10 victory over Houston for 7-9 record, the biggest one-season turnaround in NFL history for a team that was winless the prior season. LB-Vernon Maxwell had 2-11 sacks to notch NFL rookie record (since broken) with eleven sacks in a season. TE-Pat Beach's 121 snare from QB-Mike Pagel with 1:56 left was final Colts score in Memorial Stadium. Allegre finished 30-35 field goals, including 14-17 from 40+ range. RB-Curtis Dickey (254-1,122, 4 TDs), with 2 100+ games, produced the fourth 1000+ rushing season in Colts history (3, RB-Lydeell Mitchell, 1975-77). P-Rohn Stark (91-45.3) won NFL punting title.

1984

(3/28) Colts in Indianapolis. **(4/18)** Season tickets offered for sale and overwhelming response yielded 143,000 requests in two weeks. **(4/26)** Jim Irsay named general manager. Bob Terpening named assistant general manager. **(12/13)** Hal Hunter succeeded Frank Kush as head coach for final game. Colts tabbed for Pro Football Hall of Fame 1960-84 NFL All-Star Team: First-Team - WR-Raymond Berry, DE-Gino Marchetti, OG/T-Jim Parker, QB-John Unitas, HC-Don Shula (tie); Second-Team - LB-Ted Hendricks, TE-John Mackey.

1985

(1/28) Rod Dowhower named head coach. **(8/23)** Colts moved into new training complex. **(10/6)** RBs-Randy McMillan (20-112, 2 TDs) and Albert Bentley (17-100) topped 100+ rushing yards in 49-17 win over Buffalo, only the third duo 100+ rushing performance in club history (11/11/56, 21-7 W at Cleveland: RBs-Lenny Moore 11-120, 1 TD/Alan Ameche 18-108, 1 TD; 9/30/73, 14-10 W vs. New Orleans: RBs-Lydeell Mitchell 22-133/Don McCauley 20-109). **(12/22)** Colts ended the season with a 5.0 rushing average, the first team in a decade to have a 5.0+ ground average. P-Rohn Stark (78-45.9) set club seasonal record for average, while winning his second NFL punting title.

1986

(4/19) More than 10,000 fans visited Colts Complex during open house. **(9/14)** QB- Gary Hogeboom suffered separated right shoulder and returned only for final three games. QB-Jack Trudeau (204-417-2225 passing) started eleven games and established club rookie records for completions, attempts and yards. **(12/1)** Ron Meyer named head coach with three games left in season. **(12/7)** DB-Tate Randle blocked a punt and DB-Eugene Daniel returned it 13 yards for the deciding points with :20 left as Colts (0-13) topped Atlanta, 28-23. **(12/21)** RB-Albert Bentley rushed 25-162, 1 TD (with 70) as Colts topped LA Raiders, 30-24. Ron Meyer became the first Colts head coach to win his first three games. WR-Bill Brooks was 65-1,131, 8 TDs receiving to produce only the ninth 1000+ rookie season in NFL history. His yardage total ranked third-most (1,473, WR- Bill Groman, Houston, 1960; 1,231, WR-Bill Howton, Green Bay, 1952). Brooks produced one of four 1000+ seasons in Colts history (1,298, WR-Raymond Berry, 1960; 1,112, WR-Roger Carr, 1976; 1,038, WR-Reggie Langhorne, 1993). P-Rohn Stark (76-45.2) won his third NFL punting title, one behind NFL record held by Ps-Sammy Baugh (Washington) and Jerrel Wilson (Kansas City). Stark ended season with 318 career punts for 45.16 average, the best average in NFL history (ahead of Baugh's 45.1). Stark would relinquish alltime lead in 1987.

1987

(9/22) As in 1982, two weeks into the regular season the NFL Players Association called a players strike. The strike lasted 24 days, from 9/22 to 10/15. The 14 NFL games scheduled for the weekend of 9/27-28 were cancelled because of the strike. The League schedule resumed October 4-5 with replacement teams. Replacement teams played for three weekends (10/4-5; 10/11-12; 10/18-19) before regular players resumed play on weekend of 10/25-26. Colts replacement team record was 2-1. **(10/31)** Colts obtained RB-Eric Dickerson from the LA Rams in a trade involving Buffalo. The Colts sent LB-Cornelius Bennett to Bills, while the Rams received six draft picks and two players. **(12/27)** Colts clinched AFC East title with 24-6 win over Tampa Bay. Dickerson rushed 33-196, 2 TDs, two yards short of club rushing record of RB-Norm Bulaich. Dickerson rushed for 1,011 yards in nine games to become the first player with 1000+ rushing seasons in consecutive years for two different teams (also RB-Terry Allen-Vikings, 1994, Redskins, 1995; RB-Adrian Murrell-NYJ, 1997, Cardinals, 1998; RB-Ricky Waters-Eagles, 1997, Seahawks, 1998).

1988

(1/9) Colts dropped AFC Divisional playoff game at Cleveland, 38-21. **(9/25)** K-Dean Biasucci hit five field goals to tie a club record (5, K-Lou Michaels, 9/25/66; 5, K-Raul Allegre, 10/30/83) as Colts topped Miami, 15-13. Biasucci became one of 14 kickers at the time, the first Colt, to hit twice from the 50+ range (50, 51) in the same game. **(10/31)** RB-Eric Dickerson rushed 21-159, 4 TDs in first 19 minutes as Colts used 45-point first half to defeat Denver, 55-23, in first MNF game in Indianapolis. Dickerson's four rushing scores set a club record. **(12/18)** Dickerson rushed 36-166 as two late Colts touchdowns led to 17-14 win over Buffalo. Dickerson ended season 388-1,659, 14 TDs rushing/36-377, 1 TD receiving, 2,036 yards/scrimmage to become first Colt since RB-Alan Ameche (1955) to win the NFL rushing title. His attempts and yards set Colts seasonal records. Dickerson became the first Colt ever to top 2000+ yards/scrimmage in a season. He accounted for 41.8% of the team's seasonal net yards, one of only three 40+ seasonal percentages in club history (43.5%, RB-Marshall Faulk, 1998; 40.9%, Faulk, 1994). Dickerson's 424 "touches" marked a Colts seasonal-best. Biasucci's 52-yard field goal set NFL record (since broken) for most 50+ field goals (6) in one season.

1989

(9/10) RB-Eric Dickerson rushed 19-106 in 30-24 loss to San Francisco to surpass 10,000 career rushing yards in his 91st career game, the quickest pace ever to that plateau (Jim Brown, Cleveland, 98 games). **(10/22)** Dickerson was 31-152 rushing for club-record 17th 100+ rushing game. **(12/17)** QB-Jack Trudeau's four touchdown passes and Dickerson's 21-107, 2 TD rushing performance paved a 42-13 victory over Miami. It marked Dickerson's 58th career 100+ game, tying RB-Jim Brown (Cleveland) for second-most in NFL history (77, Walter Payton). **(12/24)** Colts dropped 41-6 decision at New Orleans to snuff out playoff hopes. Colts later tabbed for Pro Football Hall of Fame Team of the 1980s: RB-Eric Dickerson.

1990

(4/20) Colts traded OT-Chris Hinton, WR-Andre Rison and draft picks to Atlanta for first pick in the 1990 NFL Draft, then selected QB-Jeff George. **(8/4)** LB-Ted Hendricks inducted into the Pro Football Hall of Fame. **(9/30)** QB-Jack Trudeau marched the Colts 82 yards in the final 1:56 for a 61 pass to WR-Bill Brooks with 0:00 left to notch a 24-23 win. The victory snapped a 10-game September losing streak dating back to 1984. **(12/22)** Colts tallied 21 fourth-quarter points to defeat Washington, 35-28. DB-Alan Grant's 25th interception return with :50 left decided the game. K-Chip Lohmiller hit field goals from 53 and 56 yards, setting records for the longest field goal against the Colts and becoming the first player to hit two 50+-yarders against the Colts in the same game (later tied by Detroit's K-Jason Hanson at Detroit 11/23/97, 52 and 53 yards).

1991

(10/1) Rick Venturi succeeded Ron Meyer as head coach for final eleven games. **(11/10)** Having gone a franchise record 21 consecutive quarters without a touchdown, the Colts struck for four scores in 13-minute span to upend the New York Jets, 28-27. KOR-Clarence Verdin's 88th KOR started the second half. **(12/1)** RB-Eric Dickerson rushed 16-117 vs. Cleveland for club-record 24th 100+ rushing game and his 62nd of career. **(12/8)** Colts dropped 23-17 OT decision at New England, but became the only team with overtime games in five consecutive decades (1950s-1990s). **(12/22)** Colts dropped 17-3 decision at Tampa Bay to conclude 1-15 season. QB-Jeff George set club records with 292 completions and 485 attempts (since passed).

1992

(1/28) Ted Marchibroda named head coach. **(4/26)** Colts selected DE-Steve Emtman and LB-Quentin Coryatt as first two players in NFL Draft, marking only second time in NFL history (Cardinals, 1958) a team owned both picks. **(8/1)** TE-John Mackey inducted into Pro Football Hall of Fame. **(9/6)** Colts defeated Cleveland, 14-3, to snap eight-game opening-game losing streak. Colts defense sacked QB-Bernie Kosar eleven times, one sack shy of tying NFL record for most takedowns of one player in a single game. **(10/25)** DE-Steve Emtman's 90th interception return (the longest return by a lineman in NFL history) on the game's final play sealed a 31-20 victory over previously unbeaten (6-0) Miami. **(11/15)** RB-Anthony Johnson was 20-77 rushing/7-163 receiving, 240 yards/scrimmage vs. New England to set club record for yards in a game (since passed). **(12/27)** Colts defeated Cincinnati, 21-17, to finished with five-game winning streak and the second eight-game one-season turnaround in club history under Marchibroda.

1993

(9/12) K-Dean Biasucci's 42-yard field goal with 0:03 left gave the Colts their only lead in a 9-6 win at Cincinnati. **(9/26)** Two touchdowns in the final 3:14 capped a 23-10 win over Cleveland, the only victory for the club during the season that did not involve a 9-6 score. **(11/7)** Colts dropped 30-24 outcome at Washington, but QB-Jeff George set club records with 37 completions and 59 attempts, while WR- Reggie Langhorne was 12-203, 1 TD, including 721 snare. **(12/5)** Biasucci's three field goals, the final from 38 yards with 0:01 left, spelled victory for the Colts, 9-6 at the New York Jets. Biasucci became the Colts' alltime leading scorer, surpassing RB-Lenny Moore (678 points, 1956-67). **(12/12)** WR-Jessie Hester was 2-75 receiving to set a club mark with receptions in 59 straight games, besting 58 by WR- Jimmy Orr (1961-65).

1994

(1/2) Colts lost to Buffalo, 30-10. WR-Jessie Hester was 5-81, 1 TD receiving and ended Colts career with receptions in a club-record 62 consecutive games. **(1/7)** Bill Tobin named vice president and Director of Football Operations. **(August)** Colts named to Pro Football Hall of Fame's NFL 75th Anniversary Team: WR-Raymond Berry, LB-Ted Hendricks, DE-Gino Marchetti, OG-Jim Parker, QB-John Unitas. **(9/4)** RB- Marshall Faulk was 23-143, 3 TDs rushing

versus Houston in 45-21 win to join RBs-Alan Ameche (15-194, 9/25/55) and Randy McMillan (16-146, 9/6/81) for best Colts rookie rushing debuts. **(9/11)** Faulk was 18-104 rushing at Tampa Bay, joining Ameche and five other players as only NFL backs with two consecutive 100+ games to start a career. **(10/23)** K-Dean Biasucci's 50-yard field goal vs. Washington marked his 10th consecutive season with a 50+ field goal, an NFL record (later tied by K-Al Del Greco, Oilers, 1988-97). **(12/11)** DB-Ray Buchanan was 2-113 interceptions, including 90t return, at New England in 28-13 loss. It was Buchanan's fifth consecutive game with an interception, setting a new club record, while marking his second straight game with a scoring return, also a club record. Buchanan returned three thefts for scores during the season to set another club record.

1995

(2/5) RB-Marshall Faulk rushed for Pro Bowl record 180 yards (49t rush was also Pro Bowl record) in winning MVP honors. Faulk joined DB-Bert Rechichar, DT-Gene Lipscomb, QB-John Unitas and DE-Gino Marchetti as Colts Pro Bowl MVPs. **(9/10 and 10/8)** Colts posted 27-24 overtime wins at the New York Jets and Miami, with both victories coming after 24-3 second-half deficits. K-Mike Cofer's 52-yard field goal, the longest OT-deciding kick in NFL history (since broken), topped the Jets. QB-Jim Harbaugh's three scoring passes tied the Miami game, and K-Cary Blanchard's 27-yard field goal won it. The 21-point comeback wins tied the largest deficits overcome in Colts history (also 11/9/75 at Buffalo). **(10/15)** Blanchard's 43-yard field goal with 2:36 left topped world champion San Francisco, 18-17. **(12/23)** Colts topped New England, 10-7, to earn playoff spot for a sixth consecutive decade (1940s-1990s). QB-Jim Harbaugh ended season with NFL-best 100.7 rating, the club's first rating champion since QB-John Unitas (1958, 1965). **(12/31)** Colts registered 35-20 AFC Wild Card win at San Diego for first post-season win since 1971.

1996

(1/7) Colts toppled AFC top-seeded Kansas City, 10-7, at arctic Arrowhead Stadium (-9 wind chill). K-Cary Blanchard's 30-yard FG in third quarter spelled difference. **(1/14)** Colts dropped last-second 20-16 thriller at Pittsburgh for AFC Championship. Harbaugh's final attempt from Steeler 29 at the gun eluded the grasp of WR-Aaron Bailey in end zone. **(2/15)** Lindy Infante named head coach. **(9/15)** Colts rallied from 21-3 deficit at Dallas to post 25-24 win. Blanchard's 43-yard field goal with 1:57 left provided winning margin when Dallas 57-yard field goal at the gun hit the crossbar. **(9/23)** Colts "Ring of Honor" established with first enshrinee being President Emeritus Robert Irsay. Colts bested Miami, 10-6, an MNF to move record to 4-0. QB-Dan Marino's 67 passing yards marked a career-low. Infante became the only head coach in club history to win his first four games. **(12/22)** Blanchard ended season with 36-40 field goals, setting a club record for single-season field goals and points scored (135). Blanchard was passed by Carolina's K-John Kasay (37) on final day as NFL record holder for most field goals in a season. DB-Eugene Daniel (DB-84, LSU) finished career with 198 games played, second only to QB-John Unitas (206) in Colts history. **(12/29)** Colts dropped AFC Wild Card game at Pittsburgh, 42-14.

1997

(1/14) President Emeritus Robert Irsay passed away. **(February)** Jim Irsay named Owner and C.E.O. **(3/6)** Bob Terpening named vice president. **(7/26)** Don Shula inducted into Pro Football Hall of Fame. **(9/21)** Colts failed to hang onto 26-0 second-quarter lead at Buffalo, losing 37-35. It marked the largest lead lost in club history. K-Cary Blanchard's four field goals in the second quarter tied an NFL record (Garo Yepremian, Detroit, 11/13/66 vs. Min., 2nd; Curt Knight, Washington, 11/15/70 vs. NYG, 2nd; Roger Ruzek, Dallas, 11/2/87 vs. NYG, 4th). **(10/26)** Colts dropped 35-19 decision at San Diego, halting Blanchard's 21-game streak with a field goal. The streak eclipsed K-Dean Biasucci's prior record of 18 games, while Blanchard's ranked as the 5th-longest in NFL history. **(11/16)** Colts posted 41-38 win over defending champion Green Bay, marking club's third straight win over a defending Super Bowl champ (18-17 vs. San Francisco 10/15/95; 25-24 at Dallas 9/15/96). Colts joined Houston (3, 1979-81) and Los Angeles Rams (3, 1989-91) as only teams to beat defending champions in three straight seasons (record is 4 by San Diego, 1979-82). Blanchard's 20-yard field goal at the gun provided the win, while he also booted winning field goals in wins over the champion 49ers and Cowboys. **(11/23)** Colts dropped 32-10 game at Detroit as RB-Barry Sanders rushed 24-216, 2 TDs, breaking the mark for most yards allowed by club (205, Dan Towler, LA, 11/22/53) and falling one yard shy of all-time longest rush (811, RB-Rick Casares, Chicago, 10/16/55). **(12/14)** Blanchard's 50-yard field goal in 41-0 win over Miami made the Colts the only NFL team to have 50+ yard boots in 12 consecutive seasons (extended to 13 in 1998), an NFL record. TE-Ken Dilger was 5-100, 3 TDs receiving, including 3 scoring snares in second quarter, placing him with RBs-Lenny Moore (10/4/58 vs. Chicago) and Eric Dickerson (10/31/88 vs. Denver) as only Colts with three touchdowns in one quarter (it was the 26th 3-TD game in Colts history, the 9th 3-TD receiving game in Colts history and only the second by a TE - Jim Mutscheller vs. GB at Milw. 10/13/57). The Colts set a club mark with 31 second-quarter points. It was the first 40+-point win by the Colts since 1971, the second-worst defeat in Miami history. Miami's 162-game scoring streak (2nd-longest in NFL) ended, while QB-Dan Marino (71 yards) was held to his second-lowest yardage total. **(12/22)** Bill Polian named president.

1998

(1/12) Jim Mora named head coach. **(8/8)** WR-Bill Brooks inducted into Colts Ring of Honor. **(9/13)** RB-Marshall Faulk caught a pass in 63rd consecutive game, breaking the prior club record of WR-Jessie Hester (62, 1990-93). (Faulk extended the streak to 77 games by season's end, besting TE-Kellen Winslow (73, San Diego) for the longest such streak to start a career since the common draft ensued in 1967.) **(10/4)** QB-Peyton Manning (1st pick) led a 17-12 win over San Diego and QB-Ryan Leaf (2nd pick), only the second time in NFL history the top two draft picks being QBs met as rookies (also Drew Bledsoe (NE, 1st) and Rick Mirer (Sea., 2nd) met on 9/19/93 as Seattle won, 17-14). **(10/11)** Buffalo RB-Thurman Thomas (1,204) surpassed RB-O.J. Simpson (1,197) as the all-time leading rusher against the Colts. **(11/1)** Manning set a club rookie record with a TD pass in his fifth straight game, while Faulk tied a club

record (shared with RBs-Lenny Moore and Lydell Mitchell) with his fifth consecutive 1,000+ yards/scrimmage season. **(11/15)** Manning earned AFC Offensive Player of the Week award after ending 80-yard drive with 14:11 to top the Jets, 24-23. KR-Aaron Glenn set an NFL record with a 104:11 return of a missed Colts FG. **(11/17)** Hall of Fame Coach Weeb Ewbank passed away. **(11/29)** Colts return to Baltimore marked by Manning's club rookie record third 300+ game (27-42-357), Faulk's club-record 267 yards/scrimmage (17-192, 1 TD rushing/7-75, 1 TD receiving) and 9-153, 1 TD receiving effort by WR-Torrance Small, the fourth 300-100-100 game in club history. **(12/6)** Manning ended contest at Atlanta with NFL rookie record 2,969 seasonal passing yards, while he broke the 50-year old rookie mark (held by QB-Charlie Conerly, NYG, 1948) with a TD pass in a 10th straight game (extended to 13 at season's end). **(12/13)** Manning ended game vs. Cincinnati with 286-502-3,179 totals to set NFL rookie records for completions (274, Mirer, Sea.), attempts (486, Mirer) and TDs (22, Conerly, NYG). He set an NFL record with his fourth 3-TD game. Faulk had 154 scrimmage yards to reach 2,090 for season. He surpassed 2,036 by RB-Eric Dickerson (1988) for club seasonal record and became the 18th NFL player to produce 2,000+ scrimmage yards season. Faulk (5,229; 5,320 at season's end) moved past Moore (5,174) and Dickerson (5,194) into second-place in Colts career rushing yards. **(12/20)** Manning set NFL rookie record and tied club seasonal record (QB-John Unitas, 1960, 1963) with fourth 300+ game. He ended game at Seattle with 309 seasonal completions, 3,514 yards and scoring tosses in 14 different games, surpassing prior respective records of QBs-Jeff George (292, 1991), Unitas (3,481, 1963) and Earl Morrall (13, 1968). KOR-Aaron Bailey set club record with 3,501 career return yards (3,420, Clarence Verdin, 1988-93). **(12/27)** Faulk finished with club seasonal record 13th 100+ scrimmage yard game (11, Mitchell, 1976, 1977) and totaled 2,227 seasonal scrimmage yards, the sixth-best mark in NFL history. Faulk (86) surpassed WR-Reggie Langhorne (85, 1993) for most seasonal receptions in club history, while Manning (326-575-3,739, 26 TDs/28 ints., TD passes in 15 different games, the last 13 consecutively) produced the finest rookie season in NFL history and became the only Colts QB to take every snap during an entire season. Colts defense lost its fifth double-digit lead of the season.

1999

(8/7) RB-Eric Dickerson inducted into Pro Football Hall of Fame.

THE FAMILY TREE

Franchise Years

1944-48

1949

1950-51

1952

1953-83

1984-

Club Name

Boston Yanks
(Founded by Kate Smith and Ted Collins)
New York Bulldogs
New York Yanks
Dallas Texans
Baltimore Colts
Indianapolis Colts

Home Field

Fenway Park

Polo Grounds
Yankee Stadium
Cotton Bowl
Memorial Stadium
Hoosier/RCA Dome



K-Bert Rechichar turned in one of the most outstanding individual performances in the Colts' first game in 1953. In a 13-9 upset of Chicago on September 27, Rechichar returned a second-quarter interception 36 yards for a score, then made NFL history by booting a 56-yard field goal just before the half. The field goal was Rechichar's first career attempt, and it broke the league record for the longest field goal (54 yards by Detroit K-Glenn Presnell at Green Bay on October 7, 1934). Rechichar's kick stood as the NFL record for 17 seasons.

In Memoriam



Robert Irsay
March 5, 1923 – January 14, 1997

Honoring the Contributions of



Harriet P. Irsay

In Memoriam



Weeb Ewbank

May 6, 1907 – November 17, 1998

Hall of Fame Head Coach Weeb Ewbank passed away this past season, leaving behind a legacy of coaching greatness. Ewbank directed the Colts to World Championships in 1958 and 1959. The 1958 Championship came in the "Greatest Game Ever Played," a 23-17 overtime win over the New York Giants. Ewbank became the only coach to win NFL and AFL Championships when the New York Jets topped the Colts, 16-7, in Super Bowl III. Ewbank stands as the winning head coach in perhaps the two most significant games in history. He witnessed a 24-23 Colts win over the Jets in Indianapolis two days prior to his passing away in Oxford, Ohio.

HALL OF FAME COLTS



RAYMOND BERRY

WR 6-2 187 SMU

(Colts: 1955-67, Inducted: 1973)

Was 631-9,275, 68 TDs receiving for career and retired as NFL's all-time reception leader . . . was All-Pro and led NFL in receptions from 1958-60 and played in 5 Pro Bowls . . . was 12-178 receiving in 1958 NFL Championship win over the New York Giants . . . member of NFL's 75th Anniversary Team . . . born on February 27, 1933 in Corpus Christi, Texas . . . jersey number 82 retired.

ART DONOVAN

DT 6-3 265 Boston College

(Colts: 1953-61, Inducted: 1968)

First Colt HOF inductee who also played with Baltimore (1950), the New York Yanks (1951) and Dallas Texans (1952) . . . was All-Pro from 1954-57 and played in 5 Pro Bowls . . . one of most popular Colts ever . . . born on June 5, 1925 in the Bronx, New York . . . jersey number 70 retired.



WEB EW BANK

(Head Coach 1954-62, Inducted: 1978)

Led the Colts to World Championships in 1958 and 1959 . . . had 59-52-1 mark in club-record 9 seasons as head coach . . . led New York Jets to Super Bowl III win over Colts to become the only coach to post NFL and AFL Championships . . . career mark was 130-129-7 during 20 seasons . . . born on May 6, 1907 in Richmond, Indiana . . . passed away November 17, 1998.



TED HENDRICKS

LB 6-7 215 Miami

(Colts: 1969-73, Inducted: 1990)

Retired in 1983 as NFL leader with 215 consecutive games played (70 as Colt) . . . was four-time All-Pro pick who appeared in 8 Pro Bowls . . . was all-conference 3 times as Colt and 8 times for career (1969-83) . . . member of Colts' Super Bowl V squad . . . member of NFL's 75th Anniversary Team . . . had 25 career blocked kicks . . . born on November 1, 1947 in Guatemala City, Guatemala.




JOHN MACKEY

TE 6-2 224 Syracuse

(Colts: 1963-71, Inducted: 1992)

Was the second HOF tight end inductee . . . was 331-5,236, 28 TDs for Colts . . . punishing blocker with speed . . . was All-Pro from 1966-68 and selected to 5 Pro Bowls, the first after his rookie season . . . had 75t reception in Super Bowl V victory over Dallas . . . member of NFL's 50th Anniversary Team . . . born on September 21, 1941 in Queens borough of New York City.




GINO MARCHETTI

DE 6-4 245 San Francisco

(Colts: 1953-64, 66, Inducted: 1972)

Acclaimed as greatest DE in pro football history during induction to NFL's 50th Anniversary Team in 1969 and named to 75th Anniversary Team . . . tabbed All-Pro from 1956-64 . . . tabbed to Pro Bowl from 1954-64, missing only the 1959 Pro Bowl following injured ankle from 1958 NFL Championship win over the New York Giants . . . retired initially prior to 1964 season, but returned then and in 1966 . . . born on January 2, 1927 in Smithers, West Virginia . . . jersey number 89 retired.





LENNY MOORE

RB/FL 6-1 190 Penn State
(Colts: 1956-67, Inducted: 1975)

Retired 9th all-time with 12,451 combined yards . . . is club's career leading rusher with 1,069-5,174, 63 TDs rushing . . . was 363-6,039, 48 TDs receiving in 143 career games . . . had 678 career points on 113 TDs . . . set NFL records with TDs in 18 consecutive games and 11 consecutive via the rush . . . was 1956 Rookie of the Year and 1964 Comeback Player of the Year (20 TDs) . . . was All-Pro from 1958-61, 64 and played in 6 Pro Bowls . . . born November 25, 1933 in Reading, Pa . . . jersey number 24 retired.

JIM PARKER

G/T 6-3 272 Ohio State
(Colts: 1957-67, Inducted: 1973)

Member of the Professional and National Football Foundation HOF . . . named to modern all-time All-America collegiate team in 1969 . . . was All-Pro and played in Pro Bowl from 1958-65 (8 consecutive years) . . . played in 139 consecutive games and into 1967 season before retiring . . . named to NFL's 75th Anniversary Team . . . born April 8, 1934 in Macon, Georgia . . . jersey number 77 retired.



DON SHULA

(Colts: 1953-56, Head Coach 1963-69, Inducted: 1997)

NFL's winningest head coach (328-56-6, regular season; 347-173-6, overall, 1963-95) stands tied as Colts' winningest head coach (71-23-4 regular season; 73-26-4, overall, 1963-69)...only Colts HOF inductee to play and coach with club...led Colts to winning records throughout tenure and to Super Bowl III...joined Colts from Browns in historic 15-player trade in 1953...born on January 4, 1930 in Painesville, Ohio.

JOHN UNITAS

QB 6-1 196 Louisville
(Colts: 1956-72, Inducted: 1979)

Ended 18-year career as NFL leader for passes attempted (5,186), completed (2,830), yards gained (40,239), most seasons 3,000+ yards (3), most games with 300+ yards (26) and most touchdown passes (290) . . . had 62.9 post-season completion pct. and gained 1,177 yards in championship play . . . only Colt to serve on 1958, 1959 and 1970 Championship teams . . . NFL records included most consecutive seasons leading NFL in TD passes (4) and most consecutive games with a scoring pass (47), one of sport's most remarkable feats . . . in 17 seasons with club set 22 records . . . was NFL MVP 3 times, played in 10 Pro Bowls (a Colt record) and was All Pro from 1958-59, 65, 67 . . . member of NFL's 75th Anniversary Team . . . born on May 7, 1933 in Pittsburgh, Pa . . . jersey number 19 retired.



HALL OF FAMERS WITH COLTS CONNECTIONS

| Name (Year Inducted) | Colts Career | NFL (*Player, #Coach/Administrator) |
|---------------------------|-----------------------|-------------------------------------|
| K/QB-George Blanda (1981) | 1950 | *1949-58, 60-75 |
| Mike McCormack (1984) | 1980-81 (Head Coach) | *1954-62, #1966-97 |
| Chuck Noll (1993) | 1966-68 (Asst. Coach) | *1953-59, #1969-91 |
| RB-Joe Perry (1969) | 1961-62 | *1950-63 |
| QB-Y.A. Tittle (1971) | 1948-49 (AAFC), 1950 | *1950-64 |



ERIC DICKERSON

RB 6-3 220 SMU

(Colts: 1987-91, Inducted: 1999)

Dominant RB of the 1980s who joined Colts in 1987 in a three-way trade with the Los Angeles Rams and Buffalo involving six draft picks and two players...rushed 1,258-5,194, 32 TDs with Colts, and was 138-1,082, 3 TDs receiving...won NFL rushing title in 1988 with 1,659 yards...produced three 1,000+ rushing seasons with Colts...is the only NFL player with 5,000+ rushing yards for two different teams (7,245, Rams 1983-87)...set NFL record with 2,105 rushing yards in 1984...had 64 career 100+ rushing games, 24 with

Colts...retired with career rushing totals of 2,996-13,259, 90 TDs and receiving totals of 281-2,137, 6 TDs in 146 games...rushing yards were second in NFL history at time of retirement...set NFL record (since broken) with seven 1,000+ rushing seasons to start career...was All-Pro 1983-84, 86-88 and played in six Pro Bowls...born September 2, 1960 in Sealy, Tx.

RB-Eric Dickerson sweeps right against the New York Jets on November 1, 1987 on his first rushing attempt as a Colt.

Dickerson rushed for 1,011 yards in nine games with the club in 1987. He rushed for 1,659 yards in 1988 to join RB-Alan Ameche (1955) as the only Colts to win the NFL rushing title.

Dickerson gained 1,311 rushing yards in 1989 for his third 1,000+ rushing season as a Colt. It marked a seventh straight 1,000+ season to open his career, then an NFL record. Dickerson rushed for 13,259 yards during his career (1983-93) in becoming the Colts' first Indianapolis era player to enter the Pro Football Hall of Fame.



ALL-TIME HONORS

ALL-PRO AND ALL-NFL TEAMS

(Hyphen designates first-team, second-team or honorable mention)

(LEGEND: AP-Associated Press; UPI-United Press International; NEA-Newspaper Enterprise Association; FD-Football Digest; NYN-New York [Daily] News; SN-Sporting News; FN-Football News; PFW-Professional Football Weekly; PFWA-Pro Football Writer's Assn.; CPFN-College and Pro Football Newsweekly; USA-USA Today; HOF-Pro Football Hall of Fame; SI-Sports Illustrated)

| | | | |
|-------------------|---|--------------------|---|
| LB-Alex Agase | AP-HM (1953), UPI-HM (1953) | LB-Dennis Gaubatz | FN-1 (1965), UPI-HM (1965) |
| K-Raul Allegre | NEA-2 (1983), FD-2 (1983) | QB-Jim Harbaugh | FD-2 (1995) |
| RB-Alan Ameche | AP-1 (1955), UPI-1 (1955), SN-1 (1955), NYN-1 (1955), NEA-2 (1955,56,58), AP-2 (1956,58,59), UPI-2 (1958), NYN-2 (1956,58,59) | LB-Ted Hendricks | AP-1 (1971), NEA-1 (1971), FN-1 (1971), PFWA-1 (1971), PFW-1 (1971), AP-2 (1972), NEA-2 (1972,73) |
| DT-Mike Barnes | NYN-1 (1977) | LB-Jeff Herrod | AP-HM (1990,92) |
| OG-Dick Barwegen | AP-HM (1953) | OT-Chris Hinton | NYN-1 (1985), SN-1 (1987), FD-1 (1987), AP-2 (1985,89), NEA-2 (1985,88,89), FD-2 (1985), CPFN-2 (1987), AP-HM (1986,88) |
| WR-Raymond Berry | AP-1 (1958-60), UPI-1 (1958-60), NEA-1 (1958-60), NYN-1 (1958-60), AP-2 (1957,65), UPI-2 (1961), NEA-2 (1961), NYN-2 (1965), AP-HM (1963), UPI-HM (1963-64,66) | QB-Bert Jones | AP-1 (1976), PFWA-1 (1976), NEA-1 (1976), FN-1 (1976), NYN-1 (1976), AP-2 (1977), NEA-2 (1977) |
| K-Dean Biasucci | USA-1 (1987), SN-1 (1988), NYN-1 (1988), AP-2 (1987,88), NEA-2 (1987), CPFN-2 (1987), FD-2 (1987) | HB-Tom Keane | AP-1 (1953), UPI-1 (1953), NYN-1 (1953), UPI-HM (1954) |
| LB-Duane Bickett | USA-1 (1987), AP-2 (1987), NEA-2 (1987), AP-HM (1988) | OT-George Kunz | AP-1 (1975), FN-1 (1975), PFW-1 (1975), PFWA-2 (1975,76), AP-2 (1976,77), NEA-2 (1976,77) |
| DB-Lyle Blackwood | AP-2 (1977) | OG-Bill Lange | NYN-2 (1953) |
| K-Cary Blanchard | AP-1 (1996), PFW-1 (1996), PFWA-1 (1996), SN-1 (1996), FD-1 (1996), CPFN-1 (1996) | P-David Lee | HOF-1 (1969), PFWA-1 (1969), NEA-1 (1969), PFW-1 (1969), PFWA-2 (1970) |
| DB-Bobby Boyd | AP-1 (1964,65,68), UPI-1 (1964-66,68), NEA-1 (1964-65), NYN-1 (1964,65,68), FN-1 (1964,65,67,68), PFWA-1 (1966,68), AP-2 (1966), NYN-2 (1966), UPI-2 (1967), UPI-HM (1962), NEA-HM (1962), AP-HM (1963) | K-Toni Linhart | NYN-1 (1976) |
| DE-Ordell Braase | NYN-2 (1960,65,67), AP-2 (1966,67), UPI-2 (1966,67), NEA-2 (1967), FN-2 (1967), UPI-HM (1960,64,65) | DT-Gene Lipscomb | AP-1 (1958,59), UPI-1 (1958,59), NEA-1 (1958,60,61), NYN-1 (1958-60), NEA-2 (1959), UPI-HM (1960) |
| DB-Ray Buchanan | AP-HM (1994) | DB-Jerry Logan | UPI-2 (1964), PFWA-2 (1968) |
| LB-Joe Campanella | AP-HM (1955) | TE-John Mackey | AP-1 (1966-68), UPI-1 (1966,68), NEA-1 (1966-68), NYN-1 (1966-68), PFWA-1 (1966,68), FN-1 (1968), PFW-1 (1968), AP-2 (1965), UPI-2 (1967), FN-2 (1967), UPI-HM (1963,65) |
| WR-Roger Carr | NYN-1 (1976), AP-2 (1976), PFWA-2 (1976), NEA-2 (1976) | DE-Gino Marchetti | NEA-1 (1956-64), AP-1 (1957-62,64), UPI-1 (1957-62,64), NYN-1 (1958-61,64), FN-1 (1962,64), NEA-2 (1955), NYN-2 (1955,56,63), AP-2 (1956,63), UPI-2 (1956,63), AP-HM (1954,55), UPI-HM (1954) |
| DE-Fred Cook | NYN-1 (1975) | RB-Tom Matte | NEA-2 (1969) PFW-HM (1969) |
| C-Bill Curry | AP-2 (1969), UPI-2 (1969), NEA-2 (1971), FN-2 (1971), PFWA-2 (1971), PFW-HM (1969) | LB-Vernon Maxwell | CPFN-2 (1984) |
| LB-Mike Curtis | AP-1 (1968), UPI-1 (1968), NYN-1 (1968), FN-1 (1968,74), PFWA-1 (1968), PFW-1 (1968), NEA-2 (1968,69), NYN-2 (1969), FN-2 (1971) | DT-Fred Miller | NEA-2 (1967), UPI-2 (1968), NYN-2 (1968), PFWA-2 (1968) |
| DB-Milt Davis | AP-1 (1957), UPI-2 (1957,59), NYN-2 (1957,59), NEA-2 (1959) | RB-Lydell Mitchell | CPFN-1 (1975), AP-2 (1976,77), NYN-2 (1976) |
| RB-Eric Dickerson | AP-1 (1987,88), PFWA-1 (1987,88), NEA-1 (1987,88), SN-1 (1987,88), CPFN-1 (1987), USA-1 (1987,88), FD-1 (1987,88), PFW-1 (1987,88), CPFN-2 (1988) | RB-Lenny Moore | AP-1 (1958-61,64), UPI-1 (1958,60,61,64), NEA-1 (1958-61,64), NYN-1 (1958-61,64), FN-1 (1964), NYN-2 (1956), UPI-2 (1957,59), NEA-2 (1957) |
| C-Ray Donaldson | NYN-1 (1987), CPFN-1 (1988), AP-2 (1987), NEA-2 (1987,88), FD-2 (1987), AP-HM (1985,86,88) | QB-Earl Morrall | AP-1 (1968), UPI-1 (1968), NEA-1 (1968), NYN-1 (1968), FN-1 (1968), PFWA-2 (1968) |
| DT-Art Donovan | AP-1 (1954-57), UPI-1 (1954,55,57), NEA-1 (1955-57), SN-1 (1955), NYN-1 (1955,57,58), NYN-2 (1954,56), SN-2 (1954), UPI-2 (1956,58), AP-2 (1958,60), NEA-2 (1958) | TE-Jim Mutscheller | UPI-2 (1957), NEA-2 (1957), NYN-2 (1957) |
| DE-John Dutton | AP-1 (1976), NYN-1 (1976), AP-2 (1975), FN-2 (1975), PFWA-2 (1975,76) | DB-Andy Nelson | NYN-1 (1958), AP-1 (1959), AP-2 (1958), UPI-2 (1958,59), NEA-2 (1958), UPI-HM (1960,62), NEA-HM (1960) |
| C-Brad Ecklund | NYN-2 (1953) | | |
| DT-Joe Ehrmann | PFWA-2 (1976) | | |
| RB-Marshall Faulk | AP-2 (1994,95,98), CPFN-2 (1994,98), FD-2 (1994,98), SI-1 (1998) | | |
| DT-Tom Finnin | AP-HM (1955) | | |
| P-Chris Gardocki | AP-1 (1996), PFW-1 (1996), PFWA-1 (1996), SN-1 (1996), FD-2 (1996), CPFN-2 (1998) | | |

C-Buzz Nutter
LB-Cliff Odom
WR-Jimmy Orr

OT-Jim Parker

LB-Bill Pellington

OT-George Preas
DB-Bert Rechichar

OG-Glenn Ressler
WR-Willie Richardson

WR-Paul Salata
DB-John Sample
OG-Alex Sandusky

QB-George Shaw
LB-Don Shinnick

DT-Billy Ray Smith
DE-Bubba Smith

OG-Ron Salt

OG-Art Spinney

UPIHM (1960)
CPFN-2 (1987)
AP-1 (1965), NEA-1 (1965), UPI-2 (1965),
NYN-2 (1965)
AP-1 (1958-65), UPI-1 (1958-60,64,65),
NEA-1 (1958-65), NYN-1 (1958-61,64,65),
FN-1 (1962,64,65), UPI-2 (1961-63), NYN-2
(1963,66), UPIHM (1966)
NEA-2 (1958-60,64), UPI-2 (1962), AP-2
(1964), UPIHM (1960, 64), NEA-HM
(1961,62)
AP-2 (1964), UPI-2 (1964), NEA-2 (1964)
NEA-1 (1955), NYN-1 (1955), UPI-2
(1953,55), NYN-2 (1953), AP-HM
(1953,55), UPIHM (1954)
NYN-2 (1968), FN-2 (1968)
AP-1 (1967), UPI-2 (1967), NEA-2 (1967),
NYN-2 (1967), N-2 (1967), PFWA-2 (1968)
AP-HM (1950)
NYN-2 (1960)
AP-2 (1964), UPI-2 (1964), NEA-2 (1964),
NYN-2 (1964), UPIHM (1958,65)
AP-HM (1955)
UPI-2 (1959), UPIHM (1960,62), AP-HM
(1963)
AP-2 (1968)
FN-1 (1970,71), AP-1 (1971), NEA-1
(1971), PFWA-1 (1971), PFW-1 (1971),
AP-2 (1968), UPI-2 (1968), NYN-2 (1968),
PFWA-2 (1968,70)
NEA-1 (1987), CPFN-1 (1987), FD-1 (1987),
AP-2 (1987)
UPI-1 (1959), NYN-1 (1959), NYN-2 (1957),

AP-2 (1958,59), UPI-2 (1958), NEA-2 (1958-
60), UPIHM (1960)
AP-1 (1983), FD-1 (1983), NEA-1
(1985,86,92), CPFN-1 (1992), SN-1 (1992),
FD-1 (1992), NEA-2 (1983,84,90), CPFN-2
(1984,86), AP-2 (1985,86,90,92), AP-HM
(1993)

P-Rohn Stark

HB-Billy Stone
LB-Steve Stonebreaker

C-Dick Szymanski

RB-George Taliaferro
DB-Carl Taseff
QB-John Unitis

PR-Clarence Verdin

OT-Bob Vogel

DB-Rick Volk

LB-Stan White
OT-Will Wolford

AP-HM (1950)
NYN-1 (1965), UPI-2 (1964,65), NYN-2
(1964)
UPI-2 (1955), NYN-2 (1955), FN-2 (1967),
AP-HM (1955,63), UPIHM (1964-65)
AP-HM (1953)
AP-2 (1958), UPI-2 (1958), UPIHM (1959)
NEA-1 (1957-59,64,65,67), AP-1
(1958,59,64,65,67), UPI-1
(1958,59,64,65,67), NYN-1
(1958,59,64,65,67), FN-1 (1964,67),
AP-2 (1957,63), UPI-2 (1957,60,63),
NYN-2 (1957,60,63), NEA-2 (1960,63)
PFW-1 (1990), CPFN-2 (1990), AP-HM
(1990,92)
NEA-1 (1964,65,67), NYN-1 (1965,68),
UPI-1 (1968), FN-1 (1968), PFWA-1 (1968),
AP-2 (1965,68), UPI-2 (1965,69), NEA-2
(1968), NYN-2 (1969), UPIHM (1964, 66)
NEA-1 (1968,71), PFWA-1 (1968,71), AP-1
(1971), FN-2 (1967), UPI-2 (1968), NEA-2
(1969)
FN-1 (1975), NYN-1 (1977)
AP-HM (1994)

ALL-CONFERENCE SELECTIONS

K-Raul Allegre
RB-Alan Ameche
DT-Mike Barnes
WR-Raymond Berry
K-Dean Biasucci
LB-Duane Bickett

DB-Lyle Blackwood
K-Cary Blanchard
DB-Bobby Boyd
DB-Ray Buchanan
RB-Norm Bulaich
WR-Roger Carr

TE-Kerry Cash
TE-Raymond Chester
OG-Elmer Collett
DE-Fred Cook
C-Bill Curry

LB-Mike Curtis

DB-Eugene Daniel
DB-Milt Davis
RB-Eric Dickerson

C-Ray Donaldson

DT-Art Donovan
DE-John Dutton

DT-Joe Ehrmann

RB-Marshall Faulk

P-Chris Gardocki
QB-Jim Harbaugh

UPI-2 (1983)
SN (1956)
UPI-2 (1977), SN (1977)
SN (1957-60)
UPI-1 (1987), PFW (1987), FN (1987)
UPI-1 (1987), PFW (1987), FN (1987), UPI-2
(1988)
UPIHM (1977)
UPI-1 (1996), FN (1996)
SN (1967-68)
UPI-2 (1994)
UPI-2 (1970)
AP-1 (1976), UPI-2 (1976), SN (1976), PFW
(1976), NYN (1976)
FN (1992)
UPIHM (1975)
UPIHM (1976)
NYN (1975), UPI-2 (1976,77), SN (1977)
UPIHM (1970,72), AP-1 (1971), UPI-1
(1971), PFW (1971), SN (1971)
SN (1969), UPI-2 (1970,71,74), UPIHM
(1972)
FN (1985)
SN (1957)
UPI-1 (1987,88), PFW (1987,88), FN
(1987,88)
UPI-2 (1986-89), PFW (1988), FN
(1988,89)
SN (1956,57)
AP-1 (1975,76), UPI-2 (1975), SN
(1975,76), UPI-1 (1976,77), PFW
(1976,77), NYN (1976)
UPIHM (1975,77), UPI-1 (1976), NYN
(1976)
UPI-1 (1994), PFW (1994, 98), FN (1994,
98), UPI-2 (1995)
UPI-1 (1996), FN (1996)
UPI-1 (1995), PFW (1995), FN (1995)

LB-Ted Hendricks

LB-Jeff Herrod
OT-Chris Hinton

WR-Eddie Hinton
QB-Bert Jones

OT-George Kunz

DB-Bruce Laird
P-David Lee
K-Toni Linhart

DT-Gene Lipscomb
DB-Jerry Logan

DT-Gino Marchetti
TE-John Mackey
RB-Tom Matte
LB-Ray May
RB-Lydeall Mitchell

RB-Lenny Moore
QB-Earl Morrall
LB-Andy Nelsom
WR-Jimmy Orr
OT-Jim Parker
LB-Bill Pellington
WR-Willie Richardson
DE-Bubba Smith

OG-Ron Salt
OG-Art Spinney

UPIHM (1970), AP-1 (1971-73), UPI-1
(1971,72), SN (1971), PFW (1971), UPI-2
(1973)
UPI-2 (1990), FN (1990)
UPI-2 (1983,87,88), PFW (1983,86,87,89),
UPI-1 (1985,86,89), FN (1986)
UPIHM (1970)
UPI-2 (1975,77), AP-1 (1976), UPI-1 (1976),
NYN (1976)
AP-1 (1975,76), UPI-1 (1975-77), SN (1975-
77), PFW (1975-77), NYN (1975,76)
UPIHM (1980), PFW (1980), NYN (1980)
SN (1966,69)
UPI-1 (1976), SN (1976), PFW (1976),
NYN (1976), UPI-2 (1977)
SN (1958,60)
AP-1 (1970), UPI-1 (1970), SN (1971), UPI-2
(1971)
SN (1956-59,61-64)
SN (1966-68), UPIHM (1970)
SN (1969)
UPIHM (1971)
UPI-2 (1975), AP-1 (1976), UPI-1 (1976,77),
SN (1976,77), NYN (1976), PFW (1977)
SN (1957-61,64)
SN (1968)
SN (1958-61)
SN (1965)
SN (1957,59-62,64,65)
SN (1958,64)
SN (1967)
SN (1970,71) UPI-1 (1970,71), AP-1
(1971), PFW (1971)
UPI-1 (1987), PFW (1987), FN (1987)
SN (1958)

P-Rohn Stark UPI-2 (1982,84), NYN (1982), UPI-1 (1985,86,90), FN (1985,86,89,92), PFW (1986,90,92)
 LB-Steve Stonebreaker SN (1965)
 DB-Charlie Stukes UPHM (1971)
 OG-Dan Sullivan SN (1968)
 QB-John Unitas SN (1958-60,64,67), UPI-2 (1970)
 PR-Clarence Verdin PFW (1989,90,92), UPI-1 (1990,92), FN (1990,92)

OT-Bob Vogel SN (1965-69), UPI-2 (1970,71), PFW (1971)
 DB-Rick Volk SN (1970), UPI-HM (1970), AP-1 (1971), PFW (1971), UPI-2 (1971)
 LB-Stan White UPI-2 (1977)
 OG-John Williams UPI-HM (1971)

NFL ALL-ROOKIE TEAMS

1972 - OT-Tom Drougas (PFW)
 1974 - DE-John Dutton (PFWA, UPI, PFW, FD), DE-Fred Cook (UPI, FD)
 1976 - DT-Ken Novak (PFWA)
 1979 - DB-Larry Braziel (PFWA)
 1980 - WR-Ray Butler (PFWA, UPI, PFW, FD)
 1981 - DT-Bubba Green (PFW), DE-Donnell Thompson (PFWA, UPI, PFW)
 1982 - WR-Matt Bouza (FD), LB-Johnie Cooks (PFWA), DT-Leo Wisniewski (PFWA, PFW), P-Rohn Stark (PFWA, PFW, FD), DB-James Burroughs (FD), DE-Fletcher Jenkins (PFW)
 1983 - OG-Chris Hinton (PFWA, UPI, FD), LB-Vernon Maxwell (PFWA, UPI, FD), OT-Jim Mills (UPI)
 1984 - OG-Ron Salt (PFWA, UPI, PFW, FD), DE-Blaise Winter (PFWA, UPI, PFW, FD)
 1985 - LB-Duane Bickett (PFWA, UPI, FD), DB-Anthony Young (UPI)

1986 - WR-Bill Brooks (PFWA, UPI, PFW, FD), DE-Jon Hand (PFW)
 1987 - DB-Freddie Robinson (UPI, PFW, FD)
 1988 - LB-O'Brien Alston (PFWA, UPI, PFW, FD), QB-Chris Chandler (PFWA, UPI, PFW, CPFN, FD)
 1989 - WR-Andre Rison (PFWA, UPI, PFW, CPFN, FD)
 1990 - QB-Jeff George (PFWA, UPI, PFW, CPFN, FD, FN)
 1992 - LB-Quentin Coryatt (PFWA), DE-Steve Emtman (PFWA, FN)
 1993 - DB-Ray Buchanan (FN)
 1994 - RB-Marshall Faulk (PFWA, CPFN, FN)
 1995 - TE-Ken Dilger (PFWA, FN)
 1996 - WR-Marvin Harrison (FN)
 1997 - OG-Tarik Glenn (CPFN, PFW)
 1998 - DL-Larry Chester (PFW), QB-Peyton Manning (CPFN, PFW, FN, FD), OG-Steve McKinney (PFW), WR-Jerome Pathon (CPFN, PFW, FN, FD), K-Mike Vanderjagt (CPFN, PFW, FD)

PRO BOWL COLTS

(Selections by season; *MVP)

1953 - Dick Barwegen, Art Donovan, Tom Keane, George Talianferro
 1954 - Art Donovan (2), Gino Marchetti, Buddy Young
 1955 - Alan Ameche, Art Donovan (3), Gino Marchetti (2), Bert Rechichor, Dick Szymanski
 1956 - Alan Ameche (2), Art Donovan (4), Gino Marchetti (3), Lenny Moore, Bert Rechichor (2)
 1957 - Alan Ameche (3), Art Donovan (5), Gino Marchetti (4), Jim Mutscheller, Bert Rechichor (3*), John Unitas
 1958 - Alan Ameche (4), Raymond Berry, Don Joyce, Gene Lipscomb, Lenny Moore (2), Jim Parker, John Unitas (2), Gino Marchetti (DNPinj.)
 1959 - Raymond Berry (2), Gene Lipscomb (2*), Gino Marchetti (5), Lenny Moore (3), Jim Parker (2), Art Spinney, John Unitas (3*)
 1960 - Gino Marchetti (6), Lenny Moore (4), Andy Nelson, Jim Parker (3), Art Spinney (2), John Unitas (4*)
 1961 - Raymond Berry (3), Gino Marchetti (7), Lenny Moore (5), Jim Parker (4), John Unitas (5)
 1962 - Gino Marchetti (8), Lenny Moore (6), Jim Parker (5), Dick Szymanski (2), John Unitas (6)
 1963 - Raymond Berry (4), John Mackey, Gino Marchetti (9*), Jim Parker (6), John Unitas (7*)
 1964 - Raymond Berry (5), Bobby Boyd, Gino Marchetti (10), Lenny Moore (7), Jim Parker (7), Dick Szymanski (3), Bob Vogel, John Unitas (8)
 1965 - Jerry Logan, John Mackey (2), Jimmy Orr, Jim Parker (8), Bob Vogel (2)
 1966 - Ordell Braase, Lenny Lyles, John Mackey (3), John Unitas (9)
 1967 - Ordell Braase (2), John Mackey (4), Fred Miller, Willie Richardson, John Unitas (10), Bob Vogel (3), Rick Volk

1968 - Bobby Boyd (2), Mike Curtis, John Mackey (5), Tom Matte, Fred Miller (2), Earl Morrall, Willie Richardson (2), Bob Vogel (4)
 1969 - Tom Matte (2), Fred Miller (3), Tom Mitchell, Rick Volk (2)
 1970 - Mike Curtis (2), Jerry Logan (2), Bubba Smith
 1971 - Norm Bulaich, Bill Curry, Mike Curtis (3), Ted Hendricks, Jerry Logan (3), Bubba Smith (2), Bob Vogel (5), Rick Volk (3)
 1972 - Bill Curry (2), Ted Hendricks (2), Bruce Laird
 1973 - Ted Hendricks (3)
 1974 - Mike Curtis (4)
 1975 - John Dutton, George Kunz, Lydell Mitchell
 1976 - Roger Carr, John Dutton (2), Bert Jones, George Kunz (2), Toni Linhart, Lydell Mitchell (2)
 1977 - Mike Barnes, John Dutton (3), George Kunz (3), Toni Linhart (2), Lydell Mitchell (3)
 1979 - Joe Washington
 1983 - Chris Hinton
 1985 - Chris Hinton (2), Rohn Stark
 1986 - Ray Donaldson, Chris Hinton (3), Rohn Stark (2)
 1987 - Dean Biasucci, Duane Bickett, Eric Dickerson, Ray Donaldson (2), Chris Hinton (4), Ron Salt
 1988 - Eric Dickerson (2), Ray Donaldson (3), Chris Hinton (5)
 1989 - Eric Dickerson (3), Ray Donaldson (4), Chris Hinton (6)
 1990 - Rohn Stark (3), Clarence Verdin
 1992 - Rohn Stark (4), Clarence Verdin (2)
 1994 - Marshall Faulk (*)
 1995 - Marshall Faulk (2), Jim Harbaugh, Will Wolford
 1996 - Cary Blanchard, Chris Gardocki
 1998 - Marshall Faulk (3)

NFL MOST VALUABLE PLAYER AWARDS

QB-John Unitas NEA (1957,67), UPI (1959,64,67), SN (1959,64,67), AP (1964,67), FN (1964)
 RB-Lenny Moore NEA (1964)
 QB-Earl Morrall AP, UPI, NEA, SN (1968)
 QB-Bert Jones AP, NEA, PFWA, NYN (1976)

HOF NFL 50TH ANNIVERSARY TEAM

(Place in voting)

First - TE-John Mackey, DE-Gino Marchetti, QB-John Unitas; Second - WR-Raymond Berry, DT-Art Donovan; Third - RB-Lenny Moore

HOF NFL 75TH ANNIVERSARY TEAM

WR-Raymond Berry, LB-Ted Hendricks, DE-Gino Marchetti, OG-Jim Parker, QB-John Unitas

HOF NFL 1960-84 ALL-STAR TEAM

First-Team - WR-Raymond Berry, DE-Gino Marchetti, OG/T-Jim Parker, QB-John Unitas, HC-Don Shula (tie); Second-Team - LB-Ted Hendricks, TE-John Mackey

HOF NFL TEAMS OF THE DECADES

1950s - WR-Raymond Berry, DT-Art Donovan, DE-Gino Marchetti, RB-Lenny Moore, OG/T-Jim Parker
 1960s - DB-Bobby Boyd, TE-John Mackey, QB-John Unitas
 1970s - LB-Ted Hendricks
 1980s - RB-Eric Dickerson

SUPER BOWL SILVER ANNIVERSARY TEAM

LB-Ted Hendricks

NFL EXECUTIVE OF THE YEAR

Joe Thomas - SN (1975)

NFL COACH OF THE YEAR

Weeb Ewbank AP, UPI (1958)
 Don Shula UPI (1964), SN (1964,68), AP (1964, 67-tied, 68), NYN (1964, 67, 68)
 Ted Marchibroda AP, PFW, SN, FD, NYN (1975)
 Ron Meyer PFWA (1987)

NFL OFFENSIVE PLAYER OF THE YEAR

QB-Earl Morrall PFW (1968)
 QB-Bert Jones AP (1976)

NFL ROOKIE OF THE YEAR

RB-Alan Ameche SN, UPI (1955)
 RB-Lenny Moore UPI (1956)
 WR-Jimmy Orr UPI (1958)
 RB-Marshall Faulk SN, PFWA, SI, FD, CPFN, NEA (1994)

NFL OFFENSIVE ROOKIE OF THE YEAR

RB-Marshall Faulk - AP, PFW, FD (1994)

NFL COMEBACK PLAYER OF THE YEAR

K-Jim Martin AP (1963)
 RB-Lenny Moore AP (1964)
 QB-Jim Harbaugh PFW (1995)

NFL DEFENSIVE ROOKIE OF THE YEAR

LB-Vernon Maxwell AP, PFW (1983)
 LB-Duane Bickett AP (1985)

NATIONAL 100-YARD CLUB NFL OUTSTANDING BLOCKER

OG-Jim Parker - (1964)

NFL LINEBACKER OF THE YEAR

LB-Mike Curtis - FD (1974)

NFL MOST VALUABLE LINEMAN

DE-Gino Marchetti - AP (1958)

NFL KICKER OF THE YEAR

K-Cary Blanchard - PFW (1996)

NFL GOLDEN TOE AWARD

K-Toni Linhart - PFW (1976)

AFC COACH OF THE YEAR

Ron Meyer UPI, FN (1987)
 Ted Marchibroda PFWA, NYN (1975), CPFN (1992)

AFC MOST VALUABLE PLAYER

QB-Bert Jones - NYN (1975,76)

AFC PLAYER OF THE YEAR

QB-Bert Jones UPI (1976)
 QB-Jim Harbaugh UPI (1995)

AFC ROOKIE OF THE YEAR

RB-Marshall Faulk - UPI (1994)

KANSAS CITY COMMITTEE OF 101 AWARDS

LB-Mike Curtis AFC Defensive MVP (1970)
 HC-Ted Marchibroda AFC Coach of the Year (1975)
 QB-Bert Jones AFC Offensive MVP (1976)
 HC-Ron Meyer AFC Coach of the Year (1987)
 QB-Jim Harbaugh AFC Offensive Player of the Year (1995)

WASHINGTON DC TOUCHDOWN CLUB

QB-John Unitas NFL MVP (1957, 58-tied, 67)
 HC-Weeb Ewbank NFL Coach of the Year (1958)
 RB-Lenny Moore NFL MVP (1964)
 HC-Dan Shula NFL Coach of the Year (1964,68)
 HC-Ted Marchibroda NFL Coach of the Year (1975)
 QB-Bert Jones AFC Offensive MVP (1976)

PHILADELPHIA MAXWELL CLUB

QB-John Unitas - NFL MVP (1959,64,67)

SPORTS ILLUSTRATED NFL PLAYER OF THE YEAR

RB-Marshall Faulk (1998)

NFLPA MACKEY AWARDS

P-David Lee 1966,69 NFL Punting
 QB-Earl Morrall 1968 NFL Passing
 KR-Preston Pearson 1968 NFL Kick Returns
 KR-Jim Duncan 1970 AFC Kick Returns
 KR-Bruce Laird 1972 AFC Kick Returns
 RB-Lydeall Mitchell 1974,75 (tie), 77 AFC Receiving
 K-Toni Linhart 1976 AFC Kick-Scoring
 DB-Lyle Blackwood 1977 AFC Interceptions
 RB-Joe Washington 1979 AFC Receiving

P-Rohn Stark 1983,85,86,92 AFC Punting
 DB-Mike Prior 1987 AFC Interceptions
 RB-Eric Dickerson 1987,88 Rushing; 1988 TDs (tied)
 KR-Clarence Verdin 1989,90 AFC Punt Returns
 WR-Reggie Langhorne 1993 AFC Receptions
 RB-Marshall Faulk 1995 AFC TDs (tied)
 K-Cary Blanchard 1996 AFC Scoring
 P-Chris Gardocki 1996 NFL Net Punting Average

AFC PLAYERS OF THE WEEK

- 1984 - QB-Mike Pagel (9/9 at Houston)
- 1985 - WR-Wayne Capers (10/27 vs. Green Bay)
 DB-Eugene Daniel (10/27 vs. Green Bay)
- 1986 - DB-Leonard Coleman (10/12 vs. New Orleans)
 DT-Harvey Armstrong (12/22 at LA Raiders)
- 1987 - QB-Gary Hogeboom (10/4 at Buffalo)
 LB-Duane Bickett (11/1 at NY Jets)
 LB-Cliff Odum (11/15 at Miami)
 RB-Eric Dickerson (12/27 vs. Tampa Bay)
- 1988 - RB-Eric Dickerson (10/23 at San Diego)
 LB-Duane Bickett (11/27 vs. New England)
- 1989 - DB-Keith Taylor (10/22 at Cincinnati)
 DB-Mike Prior (12/10 vs. Cleveland)
 QB-Jack Trudeau (12/17 vs. Miami)
- 1990 - QB-Jack Trudeau (9/30 at Philadelphia)
- 1991 - QB-Jeff George (11/10 at NY Jets)
- 1992 - LB-Chip Banks (9/6 vs. Cleveland)
 DE-Steve Emtman (10/25 at Miami)
- 1993 - LB-Duane Bickett (9/26 vs. Cleveland)
 K-Dean Biasucci (10/31 vs. New England)
 K-Dean Biasucci (12/5 at NY Jets)
- 1994 - DB-Ray Buchanan (12/4 at Seattle)
- 1995 - RB-Marshall Faulk (10/1 vs. St. Louis Rams)
 QB-Jim Harbaugh (10/8 at Miami)
 K-Cary Blanchard (10/15 vs. San Francisco)
 LB-Tony Bennett (11/26 vs. Miami)
- 1996 - PR-Marvin Harrison (9/8 at NY Jets)
 K-Cary Blanchard (9/15 at Dallas)
 K-Cary Blanchard (11/17 vs. NY Jets)
 DB-Jason Belser (12/5 vs. Philadelphia)
 WR-Marvin Harrison (12/15 at Kansas City)
- 1997 - QB-Paul Justin (11/16 vs. Green Bay)
 TE-Ken Dilger (12/14 vs. Miami)
- 1998 - QB-Peyton Manning (11/15 vs. NY Jets)
 RB-Marshall Faulk (12/13 vs. Cincinnati)

AFC PLAYERS OF THE MONTH

- 1988 - RB-Eric Dickerson (December)
- 1995 - QB-Jim Harbaugh (October)
- 1996 - K-Cary Blanchard (November)

ALUMNI

The following compilation of Colts alumni includes every player who has ever appeared in a Colts uniform during a regular season National Football League game since 1953. Errors will be corrected if documented. Asterisk (*) denotes players and coaches who were on Colts World Championship teams. The numbers following college listings are jersey numbers. The numbers at the end of the column are seasons played.

COACHES

| | | | | | |
|-----------------------------------|----------------|--|----------------|------------------------------------|-------------|
| Ahrens, Dave-Wisconsin | 1991 | Hughes, Tom-Purdue | 1955 | Pellington, Bill-Rutgers | 1963 |
| Arians, Bruce-Virginia Tech | 1998 | Hunter, Hal-Pittsburgh | 1982-84 | Powers, Clyde-Oklahoma | 1980 |
| Arnsperger, Bill-Miami (O) | 1964-69 | *Idzik, John-Maryland | 1970-72, 80-81 | Richards, Ray-Nebraska | 1953 |
| *Ball, Herman-Oak State | 1956-62 | Infante, Lindy-Florida | 1955-67 | Robertson, Jay-Northwestern | 1992-93, 97 |
| Batto, Tom-Kent State | 1994-97 | Jackson, Mill-Tulsa | 1989-91 | Robinson, Jimmy-Georgia Tech | 1994-97 |
| Baughn, Maxie-Georgia Tech | 1975-79 | Johnson, Jim-Missouri | 1994-97 | Rowen, Keith-Stanford | 1985-88 |
| Becker, John-Cal State-Northridge | 1985-88 | Kenan, Larry-LaVerne | 1989-90 | *Rymkus, Lou-Notre Dame | 1970 |
| *Bielski, Dick-Maryland | 1964-72, 77-81 | Khayat, Ed-Tulane | 1977-81 | *Sandusky, John-Villanova | 1959-72 |
| Bloche, Greg-Notre Dame | 1994-98 | Kuhlmann, Hank-Missouri | 1994-97 | Scarnecchia, Dante-Cal Western | 1989-90 |
| Blackledge, Ron-Bowling Green | 1992-96 | Kush, Frank-Michigan State | 1982-84 | Schnellenger, Howard-Kentucky | 1973-74 |
| Boutselis, George-North Carolina | 1975-81 | Lauterbur, Frank-Mt. Union | 1955-56, 74-77 | Seely, Brad-South Dakota State | 1989-93 |
| *Boyd, Bob-Oklahoma | 1969-72, 81 | Lovatt, Tom-Utah | 1985-88 | Sefcik, George-Notre Dame | 1973 |
| Bratkowski, Zeke-Georgia | 1982-84 | Mann, Richard-Arizona State | 1982-84 | *Shaw, Bob-Ohio State | 1957-58 |
| Bresnahan, Chuck-Navy | 1996-97 | Marchetti, Gino-USF | 1963 | Shula, Don-John Carroll | 1963-69 |
| *Bridgers, John-Auburn | 1957-58 | Marciano, Tony-Indiana Univ. (Pa.) | 1998 | Sidwell, Steve-Coronado | 1985 |
| Briner, Greg-Cal Western | 1989 | Marchibroda, Ted-St. Bona | 1975-79, 92-95 | Smith, Jerry-Wisconsin | 1974-76 |
| Brune, Fred-Ohio State | 1993-96 | Marshall, John-Washington | 1986-88 | Spencer, Kevin-Springfield (Mass.) | 1998 |
| *Bullough, Hank-Michigan State | 1970-72 | Mathews, Billie-Southern | 1985-86 | Symank, John-Florida | 1979-81 |
| Burnett, Leon-SW Kansas | 1987-91 | *McCafferty, Don-Ohio State | 1959-72 | Szymanski, Dick-Notre Dame | 1974 |
| Callahan, Ray-Kentucky | 1973 | McCormack, Mike-Kansas | 1980-81 | Thedski, Roger-W. Michigan | 1982-84 |
| Carson, Bud-N. Carolina | 1982 | McCulley, Pete-Louisiana Tech | 1973-76 | Thomas, Joe-Ohio Northern | 1954, 74 |
| Catalvos, George-Purdue | 1984-93, 98 | Meyer, Ron-Purdue | 1987-91 | Thomas, Pat-Texas A&M | 1994-97 |
| Croom, Sylvester-Alabama | 1991 | Miller, Red-Western Illinois | 1971-72 | Tillman, Rusty-Northern Arizona | 1998 |
| Cumiskey, Frank-Ohio State | 1954-56 | Molesworth, Keith-Marmouth | 1953 | Tobin, Vince-Missouri | 1994-95 |
| Cunningham, Gunther-Oregon | 1982-84 | Mora, Jim-Occidental | 1998 | Torine, Jon-Springfield (Mass.) | 1998 |
| Davis, Charles-UCLA | 1996-97 | Moore, Tom-Iowa | 1998 | Valesente, Bob-Ithaca | 1982-83 |
| Dall, Don-USC | 1974 | Mudd, Howard-Hillsdale (Mich.) College | 1998 | Venert, Rick-Northwestern | 1982-93 |
| Douglas, USC-Wm. & Mary | 1953 | Muir, Bill-Susquehanna | 1989-91 | Voris, Dick-San Jose State | 1973 |
| Dovell, Whitey-Maryland | 1975-78 | Murphy, Mike-Huron | 1998 | Wasylik, Nick-Ohio State | 1953 |
| Dowhower, Rod-San Diego State | 1985-86 | Murphy, Russ-Davidson | 1954 | Weber, Chuck-West Chester State | 1980-81 |
| *Ewbank, Weeb-Miami (O) | 1954-62 | Mutscheller, Jim-Notre Dame | 1963 | Westhoff, Mike-Wichita State | 1982-84 |
| Franklin, Bobby-Mississippi | 1973 | Myers, Chip-NW Oklahoma | 1985-88 | Wietecha, Ray-Northwestern | 1980-81 |
| Furness, Steve-Rhode Island | 1991 | Nicolau, Nick-S. Connecticut | 1992-94 | *Winner, Charlie-Washington | 1954-65 |
| Geis, Wayne-Lock Haven | 1996-97 | Noll, Chuck-Dayton | 1966-67 | Young, George-Bucknell | 1970, 73 |
| Gibbs, Alex-Davidson | 1992 | Norvell, Jay-Iowa | 1998 | Zupancic, Tom-Indiana Central | 1984-98 |
| Hawkins, Ralph-Maryland | 1978 | Pagano, John-Mesa State | 1998 | Zwahlen, Ernie-Oregon St. | 1979 |
| Hill, George-Georgia | 1985-88 | Painter, Dwain-Rutgers | 1992-93 | | |
| Huey, Gene-Wyoming | 1992-98 | Peay, Francis-Missouri | 1992-93 | | |

PLAYERS

| | | | | | | | | |
|-------------------------------------|-------|-------|------------------------------------|-------|-------|-----------------------------------|-------|-----------|
| Abramowitz, Sid (T) Tulsa | 69/74 | 83/87 | Bailey, Elmer (WR) Minnesota | 87 | 82 | Bellini, Mark (WR) BYU | 87 | 87-88 |
| Achica, George (NT) USC | 62 | 85 | Bailey, Jim (DT) Kansas | 65/79 | 70-74 | Belser, Jason (DB) Oklahoma | 29 | 92-98 |
| Agase, Alex (G) Illinois | 62 | 53 | Baker, Ron (OG) Oklahoma St. | 60 | 78-79 | Benhart, Eugene (QB) W. Illinois | 18 | 90 |
| Agee, Mel (DE) Illinois | 90 | 91-92 | Baker, Shannon (WR) Florida St. | 84 | 93-94 | Benjamin, Bill (CB) San Jose St. | 54 | 87 |
| Ahrens, Dave (LB) Wisconsin | 57 | 85-87 | Baldinger, Brian (OT) Duke | 62 | 88-91 | Bennett, Tony (LB) Mississippi | 56 | 94-97 |
| Alberts, Trev (LB) Nebraska | 51 | 94-96 | Baldinger, Gary (DL) Wake Forest | 94 | 90 | Benson, Mitchell (DL) TCU | 95 | 89-90 |
| Allegre, Raul (K) Texas | 2 | 83-85 | Baldschwieler, Karl (T) Oklahoma | 72 | 83 | Berry, Albert (RB) Miami (Fla.) | 20 | 85-91 |
| Allen, Gerald (B) Omaha | 44 | 66 | | | | Berra, Tim (WR) Massachusetts | 84 | 74 |
| Alexander, Elijah (LB) Kansas State | 50 | 96-98 | Baldwin, Bob (B) Clemson | 34 | 66-67 | Berry, Bertrand (LB) Notre Dame | 57 | 97-98 |
| Alley, Don (F) Adams St. | 29 | 67 | Ball, Michael (DB) Southern | 31 | 88-93 | *Berry, Raymond (E) SMU | 82 | 55-67 |
| Alston, Mack (TE) UMES | 83 | 77-80 | *Ball, Sam (T) Kentucky | 73 | 66-70 | Bertucco, Tony (LB) Cal-St. Chico | 51 | 74 |
| Alston, O'Brien (LB) Maryland | 97 | 88-89 | Ballage, Pat (S) Notre Dame | 26/40 | 86-87 | Beutler, Tom (LB) Toledo | 53 | 71 |
| Ambrose, Ashley (DB) Ms. Val. St. | 33 | 92-95 | Ballard, Quinton (NT) Elon | 97 | 83 | Bianucci, Dean (K) W. Carolina | 4/5 | 84, 86-94 |
| *Amesche, Alan (B) Wisconsin | 35 | 55-60 | Banes, Joey (OL) Houston | 65 | 90 | | | |
| Amman, Richard (DE) Florida St. | 73 | 72-73 | Banks, Chip (LB) USC | 51 | 89-92 | Bickett, Duane (LB) USC | 50 | 85-93 |
| Anderson, Don (DB) Purdue | 36 | 85 | Banks, Chuck (RB) WV Tech | 37 | 87 | Bielski, Dick (E) Maryland | 31 | 62-63 |
| Anderson, Kim (DB) Arizona St. | 26 | 80-84 | Banks, Ray (WR) E. Illinois | 86 | 87-88 | Bighead, Jack (E) Pepperdine | 80 | 54 |
| Anderson, Larry (DB) La. Tech | 30 | 82-84 | Banta, Bradford (TE) USC | 83 | 94-98 | Blackman, Jon (OL) Purdue | 71 | 98 |
| Anderson, Willie (WR) UCLA | 84 | 95 | Barber, Kaitroy (RB) West Virginia | 46 | 98 | Blackman, Robert (DB) Baylor | 25 | 97-98 |
| Andrews, John (TE) Indiana | 36/88 | 73-74 | Barber, Michael (LB) Clemson | 53 | 98 | Blackwood, Lyle (S) TSU | 44 | 77-80 |
| Arbuckle, Charles (TE) UCLA | 81 | 92-95 | Barnes, Ernie (NT) Miss. St. | 95 | 83 | Blados, Brian (OL) N. Carolina | 63 | 91 |
| Armstrong, Harvey (NT) SMU | 79 | 86-90 | Barnes, Mike (DE) Miami (Fla.) | 63 | 73-81 | Blanchard, Cary (K) Oklahoma St. | 14 | 95-97 |
| Atkinson, Jess (K) Maryland | 14 | 88 | Barwegen, Dick (G) Purdue | 61 | 53-54 | Blandin, Ernie (T) Tulane | 41 | 53 |
| Austin, Billy (DB) New Mexico | 47 | 98 | Baylor, John (DB) Sou. Miss. | 36 | 89-93 | Bleick, Tom (B) Georgia Tech | 25 | 66 |
| Austin, Ocie (DB) Utah St. | 37 | 68-69 | Baylor, Tim (DB) Morgan State | 47 | 76-78 | Blevins, Tony (DB) Kansas | 26 | 98 |
| Auzenne, Troy (OT) California | 75 | 96 | Beach, Pat (TE) Wash. St. | 81 | 82-83 | Blue, Forrest (C) Auburn | 50 | 75-78 |
| Averno, Sisto (G) Muhlenberg | 60 | 53-54 | | | | Boggs, Mark (OT) Ball State | 60 | 87 |
| Bailey, Aaron (WR) Louisville | 80 | 94-98 | Bell, Kerwin (QB) Florida | 12 | 96-97 | Bouza, Matt (WR) California | 85/87 | 82-89 |
| Bailey, Don (C) Miami | 61 | 84-85 | Bell, Mark (DE) Colorado State | 48/90 | 83-84 | Boyd, Bob (DB) Oklahoma | 40 | 60-68 |

| | | | | | | | | |
|------------------------------------|----------|-------|-------------------------------------|----------|--------|-------------------------------------|-------|--------|
| Boyer, Mark (TE) USC | 84 | 85-89 | Crockett, Zack (RB) Florida State | 32 | 95-98 | Foote, Chris (C) USC | 66 | 80-81 |
| *Braaso, Ordell (DE) S. Dakota | 81 | 57-68 | Crosby, Cleveland (DE) Arizona | 73 | 82 | Footman, Don (DE) Florida State | 98 | 97-98 |
| Bracelin, Greg (LB) California | 52 | 82-84 | Crouch, Terry (OG) Oklahoma | 75 | 82 | Franklin, Cleveland (RB) Baylor | 28 | 81-82 |
| Bragg, Kerry (K) Hawaii | 9 | 88 | Culver, Rodney (RB) Notre Dame | 35 | 92-93 | Franklin, Willie (WR) Oklahoma | 30 | 72 |
| Bragg, Mike (P) Richmond | 4 | 80 | Cunningham, Pat (OL) Texas A&M | 72 | 90 | Frazier, Derrick (DB) Texas A&M | 31 | 96 |
| Brandes, John (TE) Cameron | 88 | 87-89 | Cuzzo, Gary (QB) Virginia | 15 | 63-66 | Fultz, Mike (DT) Nebraska | 72/92 | 81 |
| Brandon, Michael (DE) Florida | 99 | 93 | *Curry, Bill (C) Georgia Tech. | 50 | 67-72 | Gagliano, Bob (QB) Utah State | 11 | 88 |
| Brazziel, Larry (DB) USC | 47 | 79-81 | Curry, Craig (DB) Texas | 45 | 87 | Gambol, Chris (OT) Iowa | 74 | 88 |
| Brethauer, Monte (E) Oregon | 80/86/88 | 53-55 | Curry, Shane (LB) Miami | 91 | 81 | Ganas, Rusty (DT) S. Carolina | 73 | 71 |
| Brewer, Dewell (RB) Oklahoma | 26 | 94 | *Curtis, Mike (LB) Duke | 32 | 65-75 | *Gardin, Ron (DB) Arizona | 30 | 70-71 |
| Bronson, Ben (WR) Baylor | 18 | 95 | *Curtis, Tom (DB) Michigan | 25 | 70-71 | Gardner, Ellis (OL) Georgia Tech. | 65 | 84 |
| Brooks, Bill (WR) Boston U. | 80 | 86-92 | Daniel, Eugene (CB) LSU | 38 | 84-96 | Gardocki, Chris (P) Clemson | 17 | 95-98 |
| Brozki, Bob (OT) Syracuse | 74 | 86-88 | Daniel, Kenny (S) San Jose St. | 23 | 86-87 | Garrett, Mike (P) Georgia | 9 | 81 |
| Broughton, Willie (NT) Miami | 68 | 85-86 | Darby, Byron (NT) USC | 72 | 87-88 | Garry, Ben (RB) So. Mississippi | 29 | 79-80 |
| Brown, Barry (E) Florida | 36 | 66-67 | Davidson, Cotton (QB) | | | Gaubatz, Dennis (LB) LSU | 53 | 65-69 |
| Brown, Ed (QB) USF | 14 | 65 | Baylor | 18/19/21 | 54, 57 | George, Ed (T) Wake Forest | 73 | 75 |
| Brown, Gordon (RB) Tulsa | 42 | 87 | Davis, Lee (DB) Mississippi | 28 | 87 | George, Jeff (QB) Illinois | 11 | 90-93 |
| *Brown, Roy (DB) Mississippi | 17 | 58-60 | *Davis, Mill (DB) UCLA | 20 | 57-60 | Giannetti, Frank (DL) Penn State | 65 | 91 |
| Brown, Timmy (RB) Ball State | 2 | 68 | Davis, Norman (G) Grambling | 63 | 67 | Gilburg, Tom (T) Syracuse | 73 | 61-65 |
| Brown, Walter (B) Texas Tech | 21 | 55 | Davis, Preston (CB) Baylor | 27 | 84-86 | Gill, Owen (RB) Iowa | 44 | 85-86 |
| Bryant, Steve (WR) Purdue | 80 | 87 | Davis, Fred (LB) Georgia Tech. | 35 | 64-66 | Ginn, Hubert (RB) Florida A&M | 27/39 | 73 |
| Buchanan, Roy (DB) Louisville | 34 | 93-96 | Davis, Travis (NT) Michigan St. | 95 | 91 | Glasgow, Nesby (DB) Washington | 25 | 79-87 |
| *Bulich, Norm (RB) TCU | 36 | 70-72 | Davis, Wendell (WR) LSU | 10 | 95 | Glenn, Tank (OG) California | 78 | 97-98 |
| Bulluck, Brian (LB) NC State | 57 | 87 | Dawkins, Sean (WR) California | 87 | 93-97 | Gluck, Gary (B) Colo. A&M | 47 | 61 |
| Burke, Randy (WR) Kentucky | 84 | 78-81 | *DeCarlo, Art (E) Georgia | 21/23 | 57-60 | Goldstein, Jerry (QB) N. Illinois | 12/15 | 79 |
| Burkert, Jack (LB) Auburn | 55 | 61-66 | De, Donnie (TE) Tulsa | 48 | 88-89 | Goode, Chris (DB) Alabama | 37 | 87-93 |
| Burleson, Jason (TE) Texas | 49 | 93 | Delaney, Jeff (S) Pittsburgh | 34 | 82 | *Goode, Tom (C) Mississippi St. | 54 | 70 |
| Burris, Jeff (DB) Notre Dame | 20 | 98 | DelBello, Jack (B) Miami (Fla.) | 19 | 53 | Grant, Alan (DB) Stanford | 26 | 90-91 |
| Burroughs, James (CB) Mich. St. | 45 | 82-84 | Dent, Richard (DE) Tenn. State | 96 | 96 | *Grant, Bob (LB) Wake Forest | 51 | 68-70 |
| Burroughs, Sammie (LB) Port. St. | 53 | 96-97 | DeRo, Brian (WR) Redlands U. | 87 | 79-81 | Grant, Stephen (LB) W. Virginia | 59 | 92-97 |
| Butcher, Paul (LB) Wayne St. | 53 | 93-94 | Dickel, Dan (LB) Iowa | 55 | 74-77 | Graves, Marshaer (OT) Arizona | 61 | 87 |
| Butler, Jay (WR) USC | 80 | 80-85 | Dickerson, Eric (RB) SMU | 29 | 87-91 | Gray, Carlton (DB) UCLA | 26 | 97 |
| *Call, Jack (B) Colgate | 25 | 57-58 | Dicker, Curtis (RB) Texas A&M | 27/33 | 80-85 | Gray, Cecil (DL) North Carolina | 75 | 93-94 |
| Call, Kevin (OT) Colorado St. | 71/72 | 84-93 | Diehl, John (T) Virginia | 78 | 61-64 | Gray, Derwin (DB) Brigham Young | 30 | 93-97 |
| Campbell, Joe (T) Ohio St. | 73 | 53-57 | Dilger, Ken (TE) Illinois | 85 | 95-98 | Green, Anthony (DT) N. Carolina St. | 91 | 81 |
| Campbell, John (LB) Minnesota | 55 | 69 | Dills, Buckley (P) Georgia | 10 | 79 | Green, E.C. (WR) Florida State | 84 | 98 |
| Cannon, Mark (C) Texas-Arlington | 58 | 91 | Dixon, Randy (OT) Pittsburgh | 69 | 87-95 | Green, Scott (RB) Michigan State | 43 | 98 |
| Capers, Wayne (WR) Kansas | 87 | 85-86 | Dixon, Zach (WR) Troy State | 87 | 89 | Greff, Ken (E) Whittier | 88 | 61 |
| Caron, Roger (OT) Harvard | 67/74 | 85-86 | Dixon, Taiturus (RB) Temple | 31 | 80-82 | Griffin, Wade (T) Mississippi | 69 | 77-81 |
| Carr, Roger (WR) Louisiana Tech | 81 | 74-81 | Doering, Chris (WR) Florida | 15 | 96-97 | Griggs, Perry (KR) Troy State | 28 | 77 |
| Carthens, Milt (OT) Michigan | 68 | 87 | Domres, Marty (QB) Columbia | 14 | 72-75 | Grimm, Dan (G) Colorado | 67 | 69 |
| Carthon, Maurice (RB) Ark. St. | 44 | 92 | *Donaldson, Ray (C) Georgia | 53 | 80-92 | Grimley, Ed (LB) Akron | 56 | 87 |
| Carver, Melvin (RB) UNLV | 30 | 87 | *Donovan, Art (DT) Boston College | 70 | 53-61 | Grace, Cliff (RB) Texas A&M | 27/33 | 95-97 |
| Cash, Kerry (TE) Texas | 88 | 91-94 | Doughty, Glenn (WR) Michigan | 35 | 72-79 | Gross, Lee (C) Auburn | 52 | 79 |
| Chandler, Chris (QB) Washington | 17 | 88-89 | Draugas, Tom (T) Oregon | 74 | 72-73 | Haines, John (DL) Texas | 90 | 86 |
| Chatman, Ricky (LB) LSU | 52 | 87 | *Duncan, James (DB) Md. St. | 35 | 69-71 | Hall, Randy (CB) Idaho | 33 | 74, 76 |
| Chatham, Ernie (T) Loyola LA | 66 | 54 | Dunlap, Len (DB) N. Tex. St. | 46 | 71 | Hall, Steven (DB) Kentucky | 35 | 96 |
| Cherry, Stan (LB) Morgan State | 59 | 73 | Dunn, Perry Lee (RB) Mississippi | 31 | 69 | Hamm, Bob (DE) Nev. Reno | 95 | 87 |
| Chester, Larry (DL) Temple | 64 | 98 | *Dupre, L. G. (RB) Baylor | 45 | 55-59 | Hancock, Kevin (LB) Baylor | 51 | 87 |
| Chester, Raymond (DT) Morgan State | 87 | 73-77 | Durham, Steve (DE) Clemson | 72 | 82 | Hand, Jon (DE) Alabama | 78 | 86-94 |
| Cheyvinski, Jim (LB) Syracuse | 59 | 75-76 | Dutton, Brad (DE) Nebraska | 78 | 74-78 | Harbough, Jim (QB) Michigan | 4/12 | 94-97 |
| Charak, Jason (LB) Washington | 93 | 98 | Ecklund, John (C) Oregon | 50 | 53 | Harbour, James (WR) Mississippi | 87 | 86 |
| Charovich, Dick (T) Miami (O) | 78 | 55-56 | Edmunds, Randy (LB) Ga. Tech | 52 | 72 | Hardean, Don (RB) Texas A&I | 36 | 78-79 |
| Chung, Eugene (OL) Va. Tech | 66 | 97 | Edwards, Dan (E) Georgia | 82 | 53-54 | Hardin, Steve (OL) Oregon | 66 | 96 |
| Clancy, Sam (DL) Pittsburgh | 76 | 89-93 | Eggers, Doug (LB) S. Dakota St. | 67 | 54-57 | Harness, Jim (B) Mississippi St. | 20/41 | 56 |
| Clark, Ken (RB) Nebraska | 32 | 90-92 | Ehrmann, Joe (DT) Syracuse | 76 | 73-80 | Harold, George (B) Allen | 42 | 66-67 |
| Clark, Rico (DB) Louisville | 27 | 97-98 | Eisenhoth, Stan (OL) Towson St. | 67 | 89 | Harper, Shawn (OT) Indiana | 75 | 95 |
| Clarks, Conrad (DB) NE Louisiana | 35 | 95 | Ekm, Andy (OT) Missouri | 79 | 84 | Harris, Joe (LB) Georgia Tech | 50 | 82 |
| Clemens, Bob (B) Pittsburgh | 48 | 62 | Elias, Keith (RB) Princeton | 23 | 98 | Harris, Wendell (DB) LSU | 26 | 62-65 |
| Clinksco, Dexter (S) S.C. State | 47 | 86 | Elko, Bill (NT) LSU | 96 | 87 | Harrison, Bob (B) Ohio U. | 20 | 61 |
| Cofer, Mike (K) N.C. State | 3 | 95 | Embrae, Mel (E) Pepperdine | 85 | 53 | Harrison, Dwight (DB) Texas A&I | 28 | 78-79 |
| Cogdill, Gail (E) Washington St. | 80 | 68 | Emtman, Steve (DT) Wash. | 79/90 | 92-94 | Harrison, Marvin (WR) Syracuse | 88 | 96-98 |
| Cole, Terry (RB) Indiana | 34 | 68-69 | Enke, Fred (QB) Arizona | 17 | 53-54 | Hart, Jeff (T) Oregon State | 68 | 79-83 |
| Coleman, Leonard (DB) Vanderbilt | 31/47 | 85-87 | Erickson, Craig (QB) Miami | 7 | 95 | Hatchett, Derrick (CB) Texas | 42 | 80-83 |
| Coley, James (TE) Clemson | 87 | 91 | Etheredge, Carlos (TE) Miami | 81 | 94 | Hawthay, Steve (LB) W. Virginia | 58 | 84 |
| Collett, Elmer (G) SF State | 66 | 73-77 | Faulk, Marshall (RB) San Diego St. | 28 | 94-98 | Hawth, Tim (DB) Montana | 45 | 98 |
| Colquitt, Craig (P) Tennessee | 5 | 87 | Faulkner, Jeff (DL) Southern | 94 | 90 | *Hawkins, Sam (B) Bucknell | 17 | 69-73 |
| Colteryahn, Lloyd (E) Maryland | 87 | 54-56 | Feagin, Wiley (G) Houston | 61 | 61-62 | *Hawkins, Alex (B) S. Carolina | 25 | 59-65 |
| Colvin, Jim (T) Houston | 67/75 | 60-63 | Feaster, Tom (T) Florida St. | 79 | 56 | | 67-68 | |
| Conjar, Larry (B) Notre Dame | 48 | 69-70 | Feasel, Grant (C) Abilene Christian | 50 | 83-84 | Hawthorne, Greg (TE) Baylor | 83 | 87 |
| Conley, Steven (LB) Arkansas | 59 | 98 | Federspiel, Joe (LB) Kentucky | 50 | 81 | Haymond, Alvin (DB) Southern U. | 30 | 64-67 |
| Conlin, Chris (OL) Penn State | 66 | 90-91 | Felts, Bob (B) Florida A&M | 47 | 65 | Heffern, Shawn (OL) Notre Dame | 79 | 87 |
| Cook, Fred (DE) So. Mississippi | 72 | 74-80 | Ferguson, Joe (QB) Arkansas | 12 | 90 | Helmkreiter, Steve (LB) Notre Dame | 58 | 80 |
| *Cooke, Ed (E) Maryland | 85 | 59 | Fernandes, Ron (DE) Eastern Mich. | 73 | 76-79 | Hemphill, Darryl (FS) W. Texas St. | 27 | 82 |
| Cooks, Johnie (LB) Miss. St. | 98 | 82-88 | Fields, Greg (DE) Grambling | 79 | 79-80 | *Hendricks, Ted (LB) Miami (Fla.) | 83 | 69-73 |
| Coryatt, Quentin (LB) Texas A&M | 55 | 92-97 | Fields, Jitter (DB) Texas | 29 | 87 | Henry, Bernard (WR) Arizona St. | 88 | 82-85 |
| Coutre, Larry (B) Notre Dame | 24 | 53 | Figaro, Cedric (LB) Notre Dame | 58 | 91 | Henry, Steve (DB) Emporia State | 44 | 81 |
| Covington, John (DB) Notre Dame | 39 | 94 | Finnin, Tom (DT) Detroit | 77 | 53-56 | Hepburn, Lonnie (CB) Texas So. | 43 | 71-72 |
| Cox, Aaron (WR) Arizona State | 80 | 93 | Flowers, Bernie (E) Purdue | 81 | 56 | Hermann, John (B) UCLA | 20 | 56 |
| Craddock, Note (RB) Parsons | 32 | 63 | Flowers, Dick (B) Northwestern | 18 | 53 | Herosian, Brian (S) Connecticut | 29 | 73 |
| Cribbs, Joe (RB) Auburn | 30 | 88 | Foley, Tim (DT) Notre Dame | 78 | 81 | Herrmann, Mark (QB) Purdue | 9 | 83-84 |
| Criswell, Jeff (OG) Graceland | 62 | 87 | Fonatenot, Al (DE) Baylor | 99 | 97-98 | | 90-92 | |

| | | | | | | | | | | |
|-------------------------------------|-------|-----------|----|--------------------------------------|-------|-------|-------|-------------------------------------|-------|-------|
| Herrod, Jeff (LB) Mississippi | 54 | 88-96 | 98 | Kirchner, Mark (OT) Baylor | 63 | 84 | 86 | *Maxwell, Tom (B) Texas A&M | 42 | 69-70 |
| Hester, Jessie (WR) Florida State | 84 | 90-93 | | Kirkland, Mike (QB) Arkansas | 15 | 76-78 | | Maxwell, Vernon (LB) Arizona St. | 56 | 83-84 |
| Hetherington, Chris (RB) Yale | 44 | 96-98 | | Kirouac, Lou (T) Boston College | 61 | 64 | | *May, Roy (LB) USC | 56 | 70-72 |
| Heyward, Craig (RB) Pittsburgh | 33 | 98 | | Klecko, Joe (NT) Temple | 73 | 88 | | Mayo, Ron (TE) Morgan State | 83 | 74 |
| Hickman, Dallas (LB) California | 57 | 81 | | Knight, Steve (OL) Tennessee | 63/73 | 87-88 | | McCall, Reese (TE) Auburn | 86 | 78-82 |
| Hicks, Dwight (S) Michigan | 29 | 86 | | Koffler, Matt (QB) San Diego State | 12 | 85 | | McCauley, Don (RB) N. Carolina | 23 | 71-81 |
| Hilger, Rusty (QB) Oklahoma St. | 7/12 | 90-91 | | Koman, Bill (G) North Carolina | 65 | 56 | | McClendon, Skip (DL) Arizona St. | 95 | 92-93 |
| *Hill, Jerry (RB) Wyoming | 45 | 61, 63-70 | | Kostelnik, Ron (T) Cincinnati | 65 | 69 | | McCluskey, Mike (HB) Penn State | 49 | 87 |
| *Hilton, Roy (DE) Jackson St. | 85 | 65-73 | | Kovac, Ed (B) Cincinnati | 43 | 60 | | McCloughan, Dave (DB) Colorado | 42 | 91 |
| Hinton, Chris (G/T) North-Western | 75 | 83-89 | | Krahl, Jim (DT) Texas Tech. | 90 | 79-80 | | McCoy, Tony (NT) Florida | 61/94 | 92-98 |
| Hinton, Chuck (DT) N. Carolina Col. | 75 | 72 | | Krass, Barry (LB) Alabama | 55 | 79-88 | | McDonald, Emmanuel (DB) E. Carolina | 39 | 97-98 |
| *Hinton, Ed (WR) Oklahoma | 33 | 69-72 | | *Krouse, Ray (DE) Maryland | 78 | 58 | | McDonald, Devon (LB) Notre Dame | 57 | 93-95 |
| Hoaglin, Fred (C) Pittsburgh | 54 | 73 | | Kunz, George (T) Notre Dame | 75 | 75-77 | | McDonald, Quintus (LB) Penn St. | 96 | 89-91 |
| Hogeboom, Gary (QB) C. Michigan | 7 | 86-88 | | | | 80 | | McElroy, Roy (DB) E. Illinois | 40 | 95-98 |
| Holcomb, Kelly (QB) MTSU | 13 | 96-98 | | La Fleur, Greg (TE) LSU | 83 | 86 | | McGreer, Keli (TE) Colorado St. | 83 | 85 |
| Holloway, Cornell (DB) Pittsburgh | 25 | 90-92 | | Laird, Bruce (DB) American Intl. | 40 | 72-81 | | McHorn, Lamar (QB) Arkansas | 14/17 | 61-63 |
| Holmberg, Rob (LB) Penn State | 59 | 98 | | Lantry, Greg (QB) Massachusetts | 11 | 79-81 | | McKinney, Steve (OG) Texas A&M | 76 | 98 |
| Holt, John (CB) W. Texas State | 21 | 86-88 | | Langas, Bob (E) Wayne | 83 | 54 | | McLemore, Chris (RB) Arizona | 36 | 87 |
| Horn, Dick (B) Stanford | 18 | 58 | | Langue, Bill (G) Dayton | 66 | 53 | | McLemore, Thomas (TE) Southern | 81 | 95 |
| Howe, Garry (DT) Colorado | 72 | 94 | | Langhorne, Reggie (WR) | | | | McMillan, Chuck (B) John Carroll | 31 | 54 |
| Hudson, Nat (OG) Georgia | 63 | 82 | | Elizabeth City State | 85 | 92-93 | | McMillan, Randy (RB) Pittsburgh | 32 | 81-86 |
| Huff, Ken (G) N. Carolina | 62 | 75-82 | | LaPointe, Ron (TE) Penn State | 85 | 80 | | McNanie, Sean (DL) San Diego St. | 90 | 90 |
| Huffman, Harvey (WR) Boston U. | 85 | 91 | | Larson, Kurt (LB) Michigan State | 59 | 89-90 | | McPhail, Buck (RB) Oklahoma | 31 | 53 |
| Hugosian, Harry (B) Stanford | 31 | 55 | | *Larson, Lynn (T) Kansas St. | 67 | 71-72 | | McQuaid, Dan (OL) Nevada-LV. | 60 | 88 |
| Humiston, Mike (LB) Weber St. | 57 | 81-82 | | Laskey, Bill (LB) Michigan | 51 | 71-72 | | Meadows, Adam (OT) Georgia | 73 | 97-98 |
| | | 84 | | Lattimore, Brian (RB) SE Mo. St. | 21 | 91 | | Memmler, Dale (G) Wyoming | 67 | 66-67 |
| Humm, David (QB) Nebraska | 10/11 | 81-82 | | Leaks, Roosevelt (RB) Texas | 48 | 75-79 | | Mendenhall, Ken (C) Oklahoma | 57 | 71-80 |
| Humphrey, Ronald (RB) Ms. V. St. | 25 | 94-95 | | Leberman, Bob (B) Syracuse | 40 | 54 | | Merritts, Jim (DL) West Virginia | 65 | 87 |
| Humphries, Leonard (DB) Penn St. | 23 | 94 | | *Lee, David (P) Louisiana Tech | 49 | 66-78 | | Metcalfe, Bo (FB) Baylor | 28 | 84 |
| Hunley, LaMonte (LB) Arizona | 56 | 85-86 | | Lee, Keith (DB) Colorado State | 42 | 85 | | Michaels, Lou (DE, K) Kentucky | 79 | 64-69 |
| Hunt, George (K) Tennessee | 10 | 73 | | Lee, Monte (C) Texas | 67 | 65 | | Micksen, Arnold (RB) Butler | 27 | 96 |
| Hunter, Ivy Joe (RB) Kentucky | 45 | 89-90 | | Lee, Ron (RB) West Virginia | 34 | 76-78 | | Middleton, Frank (RB) Florida A&M | 43 | 84 |
| Hunter, James (NT) USC | 92 | 82 | | Leeuwenburg, Jay (OG) Colorado | 58 | 96-98 | | Mike-Mayer, Steve (K) Maryland | 5 | 79-80 |
| Huzvar, John (RB) Pittsburgh | 30/38 | 53-54 | | Leiding, Jeff (LB) Texas | 92 | 86-87 | | Mildren, Jack (S) Oklahoma | 11 | 72-73 |
| Hyde, Glenn (OT) Pittsburgh | 65 | 82 | | Lesane, Jimmy (B) Virginia | 31 | 54-55 | | Miller, Chuckie (DB) UCLA | 28 | 88 |
| Jackson, Ken (G) Texas | 74 | 53-57 | | Lester, Keith (TE) Murray St. | 88 | 87 | | Miller, Dan (K) Miami (Fla.) | 1 | 82 |
| Jackson, Marcus (DL) Purdue | 76 | 87 | | *Lewis, Harold (B) Houston | 43 | 59 | | Miller Eddie (WR) South Carolina | 86 | 92-93 |
| Jackson, Mark (WR) Purdue | 84 | 94 | | Lewis, Joe (T) Compton | 72 | 61 | | *Miller, Fred (DT) LSU | 76 | 63-72 |
| Jackson, Victor (DB) Bowie State | 39 | 86 | | Linhart, Toni (K) Austria Tech. | 2 | 74-79 | | Mills, Jim (T) Hawaii | 76 | 83-84 |
| Jackson, Waverly (OL) Virginia Tech | 74 | 98 | | Linn, Jack (OT) West Virginia | 67 | 91 | | Missiowski, Ed (B) Wm. & Mary | 26 | 53 |
| Jacquet, Neta (WR) San Diego St. | 18 | 97 | | Linn, Aubrey (E) TCU | 87 | 61 | | Mitchell, Lydell (RB) Penn State | 26 | 72-77 |
| James, June (LB) Texas | 58 | 87 | | *Lipscomb, Gene (DT) Miller H.S. | 76 | 56-60 | | *Mitchell, Tom (TE) Bucknell | 84 | 68-73 |
| James, Tommy (B) Ohio St. | 42 | 56 | | Little, Jack (T) Texas A&M | 72 | 53-54 | | Montgomery, Monty (DB) Houston | 34 | 97-98 |
| Jarvis, Ralph (DL) Temple | 93 | 90 | | Lockett, J.W. (B) Okla. Central | 35 | 63 | | Mooney, Ed (LB) Texas Tech | 58 | 72-73 |
| Jaworski, Matt (LB) Colgate | 59 | 91 | | *Logan, Jerry (DB) W. Texas State | 20 | 63-72 | | Moore, Alvin (RB) Arizona State | 23 | 83-84 |
| *Jefferson, Roy (WR) Utah | 87 | 70 | | Looney, Joe Don (RB) Oklahoma | 32 | 64 | | Moore, Henry (B) Arkansas | 27 | 57 |
| Jenkins, Fletcher (DE) Washington | 94 | 82 | | Lorick, Tony (RB) Arizona St. | 33 | 64-67 | | Moore, Jimmy (G) Ohio State | 65 | 81 |
| Johnson, Anthony (RB) Notre Dame | 23 | 90-93 | | Lowdermilk, Kirk (C) Ohio State | 63 | 93-96 | | Moore, Larry (OL) Michigan | 72 | 98 |
| *Johnson, Cornelius (G) Va. Union | 61 | 68-72 | | Lowry, Orlando (LB) Ohio St. | 58/59 | 85-89 | | *Moore, Lenay (RB) Penn State | 24 | 56-67 |
| Johnson, Ellis (DT) Florida | 62 | 95-98 | | Luch, Derrel (LB) Baylor | 58 | 75-78 | | Morgan, Stanley (WR) Tenn. | 86/88 | 90 |
| Johnson, Ezra (DE) Morris Brown | 90 | 88-89 | | Lulich, Mike (DB) E. Stroudsburg St. | 28 | 86 | | *Morrall, Earl (QB) Michigan St. | 15 | 68-71 |
| Johnson, Gary Don (DT) Baylor | 90 | 80 | | Luther, Ed (QB) San Jose St. | 11 | 86 | | Morrison, Don (OT) Texas-Arl. | 79 | 78 |
| Johnson, Greg (DT) Florida State | 79 | 77 | | *Lyles, Lenny (DB) Louisville | 26/43 | 58 | | Morrison, Steve (LB) Michigan | 52/92 | 95-98 |
| Johnson, Jason (C) Kansas St. | 60 | 97-98 | | | | 61-69 | | Mosier, John (TE) Kansas | 88 | 72 |
| Johnson, Kelley (WR) Colorado | 84 | 87 | | Mackey, Dee (E) E. Texas St. | 85 | 61-62 | | Moss, Roland (RB, TE) Toledo | 44 | 69 |
| Johnson, Marshall (WR) Hou. | 29/80 | 75-80 | | *Mackey, John (TE) Syracuse | 88 | 63-71 | | Moss, Zeffross (OT) Alabama St. | 73 | 89-94 |
| Johnson, Wayne (QB) Georgia | 18 | 89 | | Macleod, Tom (LB) Minnesota | 52 | 74-78 | | Mrosko, Bob (TE) Penn State | 88 | 91 |
| Jones, Bert (QB) LSU | 7 | 73-81 | | Mahlum, Eric (OG) California | 65 | 94-96 | | Mumphord, Lloyd (CB) Texas So. | 42 | 75-76 |
| Jones, Brian (LB) Texas | 56 | 91 | | *Maidland, Jack (RB) Williams | 23/40 | 70 | | Munsey, Nelson (CB) Wyoming | 31 | 72-77 |
| Jones, Bryant (DB) Toledo | 33 | 87 | | Majkowski, Don (QB) Virginia | 7 | 93-94 | | Murray, Dan (B) E. Stroudsburg St. | 52 | 89 |
| Jones, Joe (TE) Va. Tech | 81 | 87 | | Mandarich, Tony (OT) Michigan St. | 79 | 96-98 | | Murray, Walter (WR) Hawaii | 86 | 86-87 |
| Jones, Mike (TE) Texas A&M | 49 | 93 | | Maning, Peyton (QB) Tennessee | 18 | 98 | | Murphy, Greg (OT) Minnesota | 78 | 82 |
| Jones, Richard (DB) Texas A&I | 39 | 96 | | Manno, Tim (RB) Penn State | 44 | 91 | | *Mutschler, Jim (E) Notre Dame | 84 | 54-61 |
| Jones, Ricky (LB) Tuskegee | 51 | 80-83 | | Maples, Butch (C) Baylor | 53 | 63 | | Myers, Bob (T) Ohio St. | 79 | 55 |
| Jordan, Antony (LB) Vanderbilt | 91 | 98 | | *Marchetti, Gino (DE) USF | 75/89 | 53-64 | | Myhra, Steve (LB, K) N. Dakota | 65 | 57-61 |
| Jordan, Steve (K) USC | 6 | 87 | | | | 66 | | Myslinski, Tom (OL) Tennessee | 67 | 98 |
| Joseph, Vance (DB) Colorado | 43 | 96 | | Marshall, Greg (DT) Oregon St. | 66 | 78 | | Nagle, Browning (QB) Louisville | 18 | 94 |
| *Joyce, Don (DE) Tulane | 76/83 | 54-60 | | Martin, Jim (K) Notre Dame | 47 | 63 | | Napoksi, Eric (LB) Connecticut | 51 | 89 |
| Justin, Paul (QB) Arizona State | 11 | 95-97 | | Martin, Robbie (WR) Cal Poly-SLO | | 31/88 | 85-86 | Neal, Don (C) Kentucky | 50 | 73-74 |
| Justin, Sid (CB) Long Beach St. | 44 | 82 | | Martin, Sammy (WR) LSU | 86 | 91 | | Neal, Leon (RB) Washington | 20 | 96-97 |
| Kaczmarek, Mike (LB) Southern Ill. | 52 | 73 | | Martin, Steve (DT) Missouri | 90 | 96-98 | | *Nelson, Andy (DB) Memphis St. | 80 | 57-63 |
| Kafentzis, Mark (S) Hawaii | 29 | 83-84 | | Mason, Lindsey (OT) Kansas | 79 | 83 | | *Nelson, Dennis (T) Illinois State | 68 | 70-74 |
| Kalmanir, Tom (B) Nevada | 40 | 53 | | Mathews, Jason (OT) Tex. A&M | 67/74 | 94-97 | | Nettes, Doug (CB) Vanderbilt | 30 | 74-79 |
| Keane, Tom (DB) W. Virginia | 21 | 53-54 | | Mathias, Ric (DB) Wisc.-LaCrosse | 42 | 98 | | *Newsome, Billy (DE) Grambling | 81 | 70-72 |
| Kearse, Tim (WR) San Jose St. | 85 | 87 | | Mathis, Dedic (DB) Houston | 26 | 96-97 | | Nichols, Ricky (WR) East Carolina | 80 | 85 |
| Kellar, Scott (NT) N. Illinois | 94 | 86-87 | | Match, Trevor (OL) Brigham Young | 64 | 92-93 | | Nichols, Robbie (LB) Tulsa | 52 | 70-71 |
| Kennedy, Jimmie (TE) Colorado St. | 85 | 75-77 | | Matte, Tom (RB) Ohio St. | 27/41 | 61-72 | | Noble, James (WR) S.F. Austin | 87 | 87 |
| Kerkorian, Gary (QB) Stanford | 18 | 54-56 | | Matthes, Ron (OT) Virginia | 75 | 92 | | Nogo, Al (DE) Hawaii | 99 | 94 |
| | | 58 | | Matuzicek, Frank (DL) Holy Cross | 97 | 87 | | Nottingham, Don (RB) Kent State | 48 | 71-73 |
| Kern, Rex (DB) Ohio State | 44 | 71-73 | | Matuzicek, Mark (B) Tulsa | 64 | 59-61 | | Novak, Ken (DT) Purdue | 74 | 76-77 |
| Kiel, Blair (QB) Notre Dame | 5 | 86-87 | | Mauck, Carl (LB) So. Illinois | 65 | 69 | | *Nowatzke, Tom (RB) Indiana | 34 | 70-72 |
| Kirchiro, Bill (G) Maryland | 64 | 62 | | | | | | | | |

| | | | | | | | | |
|---|-------|-------|-------------------------------------|-------|----------------------------------|-------------------------------------|----------|-----------|
| Nugent, Terry (QB) Colo. State | 14 | 87 | *Reichach, Bert (DB, K) Tenn. | 44 | 53-59 | *Sommer, Mike (RB) George Wash. | 26 | 59-61 |
| Numm, Freddie Joe (DE) Mississippi | 93 | 94-96 | Reid, Glen (LB) BYU | 58 | 86 | Speyer, Cotton (WR) Texas | 28 | 72-74 |
| Nussmeier, Doug (QB) Idaho | 10 | 98 | Reece, Geoff (C) Washington St. | 50 | 78 | *Spinney, Art (G) Boston Col. | 63/81 | 53-60 |
| *Nutter, Buzz (C) VPI | 50 | 54-60 | Reed, Mark (QB) Moorhead St., Minn. | 83 | 83 | Stablen, Brian (WR) Ohio St. | 86 | 94-97 |
| | | 65 | Reese, Guy (T) SMU | 75 | 64-65 | Stanback, Harry (DE) N. Carolina | 93 | 82 |
| Nyers, Dick (B) Indiana Central | 21/80 | 56-57 | Remo, Roger (LB) Syracuse | 90 | 87 | Stargall, Tony (DB) Tenn. State | 45 | 92-93 |
| Oatis, Victor (WR) N.W. Louisiana | 84 | 83 | Renfro, Glenn (N. Texas) St. | 20 | 55 | Stark, Rohi (P) Florida State | 3 | 82-94 |
| *O'Brien, Jim (K, WR) Cincinnati | 80 | 70-72 | *Ressler, Dean (G) Penn State | 62 | 65-74 | Stoyaniok, Joe (OT) Ohio State | 79 | 92-95 |
| O'Dell, Stu (LB) Indiana | 55 | 78 | Rhodes, Danny (LB) Arkansas | 56 | 74 | Stevens, Howard (RB) Louisville | 27 | 75-77 |
| Odum, Cliff (LB) Texas-Arlington | 49/93 | 82-89 | *Richardson, Jerry (E) Wofford | 87 | 59-60 | Stock, Mark (WR) VMI | 10/15 | 96 |
| Oldham, Ray (S) Mid. Tenn. St. | 25 | 73-77 | Richardson, Willie (WR) Jackson St. | 87 | 63-69 | Stone, Avatus (B) Syracuse | 41 | 58 |
| Olds, Bill (RB) Nebraska | 38 | 73-75 | | | Stonebreaker, Steve (LB) Detroit | 31 | 64-66 | |
| Olive, Bobby (WR) Ohio State | 16/18 | 95-96 | Ricketts, Tom (OG) Pittsburgh | 68 | 92 | Streeter, George (DB) Notre Dame | 46 | 90 |
| Oliver, Hubert (FB) Arizona | 30 | 86 | Riley, Butch (LB) Texas A&I | 54 | 69 | Streck, Don (QB) Virginia Tech | 12 | 89 |
| O'Neal, Calvin (LB) Michigan | 51 | 78 | Riley, Eugene (TE) Ball State | 87 | 90 | Stratolino, Mike (LB) Villanova | 51 | 65 |
| O'Neal, Robert (DB) Clemson | 32 | 93-94 | Rison, Andre (WR) Michigan St. | 85/87 | 89 | *Stukes, Charles (DB) Md. St. | 47 | 67-72 |
| Oniko, Bob (LB) Penn State | 51 | 87 | Robinson, Chas. (G) Morgan State | 66 | 54 | Stynchula, Andy (T) Penn State | 83 | 66-67 |
| Orduino, Joe (RB) Nebraska | 37 | 74 | Robinson, Freddie (DB) Alabama | 47 | 87-88 | *Sullivan, Dan (G, T) Boston Col. | 71 | 62-72 |
| *Orr, Jimmy (E) Georgia | 28 | 61-70 | Robinson, Glenn (DE) Oklahoma St. | 71 | 75 | Swoope, Craig (DB) Illinois | 26 | 87-88 |
| Orvis, Herb (DT) Colorado | 88 | 79-81 | Rogers, Ron (LB) Georgia Tech | 51 | 98 | *Szymanski, Dick (C, LB) Notre Dame | 52 | 55 |
| O'Steen, Dwayne (DB) San Jose St. | 35 | 82 | Rowe, David (DT) Penn State | 74 | 78 | | | 57-68 |
| Owens, R.C. (E) Kent St. | 72 | 57 | Royal, Andre (LB) Alabama | 56 | 98 | Tabor, Tom (DT) Baylor | 76 | 82 |
| Owens, Luke (E) Col. of Idaho | 27 | 62 | Rudnick, Tim (DB) Notre Dame | 43 | 74 | Taliferro, George (B) Indiana | 20 | 53-54 |
| Ozdowski, Mike (DE) Virginia | 51/71 | 78-81 | Saar, Brad (LB) Ball State | 59 | 87 | Taseff, Carl (B) John Carroll | 23 | 53-61 |
| Padjen, Gary (LB) Arizona St. | 60/90 | 82-84 | Salisbury, Sean (QB) USC | 8/13 | 87 | Tate, David (DB) Colorado | 49 | 94-97 |
| | | 87 | Sally, Jerome (NT) Missouri | 76 | 87 | Taylor, David (T) Catawba | 64 | 73-79 |
| Pagel, Mike (QB) Arizona State | 18 | 82-85 | Salter, Bryant (DB) Pittsburgh | 46 | 76 | Taylor, Hosea (DE) Houston | 90 | 81, 83 |
| Pankey, Irv (OT) Penn State | 75 | 91-92 | *Sampson, John (DB) Maryland St. | 44/47 | 58-60 | Taylor, Jim Bob (QB) Georgia Tech | 12 | 83 |
| Paris, William (OL) Michigan | 79 | 91 | Sanders, Glen (LB) Louisiana Tech | 58 | 95 | Taylor, Keith (DB) Illinois | 27 | 88-91 |
| Parker, Anthony (DB) Arizona St. | 43 | 89 | *Sandusky, Alex (G) Clarion | 68 | 54-66 | Teichelman, Lance (DL) Texas A&M | 99 | 94 |
| Parker, Jim (T, G) Ohio St. | 77 | 57-67 | *Sanford, Leo (C) Louisiana Tech | 55 | 58 | Thomas, Jesse (B) Michigan St. | 40/41 | 55-57 |
| Parker, Steve (DE) E. Illinois | 78 | 83-84 | Satterwhite, Howard (WR-KR) | | | Thomas, Mark (DL) N. Carolina St. | 75 | 98 |
| Parrish, James (OL) Temple | 75 | 93 | Sam Houston State | 28 | 77 | Thomas, Marquise (LB) Miss. | 94 | 93 |
| Patera, Jack (LB) Oregon | 61 | 55-57 | Saul, Bill (LB) Penn State | 50 | 62-63 | Thomas, Ratcliff (LB) Maryland | 51 | 98 |
| Pathon, Jerome (WR) Washington | 86 | 98 | Schlichter, Art (QB) Ohio State | 10 | 82, 84-85 | Thomas, Spencer (DB) Washburn | 46 | 76 |
| Patrick, Garin (OL) Louisville | 64/68 | 95-97 | | | Thompson, Arland (OG) Baylor | 67 | 82 | |
| Patten, Joel (OT) Duke | 65 | 87-88 | Schmiesing, Joe (DT-DE) N. M. St. | 75 | 73 | Thompson, Aundra (WR) E. Tex. St. | 21 | 83 |
| Pear, Dave (DT) Washington | 65 | 75 | Schulz, William (OL) USC | 74 | 90-93 | Thompson, Don (DE) Richmond | 83 | 62-63 |
| Pearson, Preston (RB) Illinois | 26 | 67-69 | Scott, Chris (DE) Purdue | 95 | 84-85 | Thompson, Donnell (DE) N. Carolina | 99 | 81-91 |
| Peague, Willis (DE) Miami | 96 | 92-93 | Scott, Freddie (WR) Amherst | 86 | 74-77 | Thompson, Norm (DB) Utah | 43 | 77-79 |
| *Pellington, Bill (LB) Rutgers | 36/65 | 53-64 | Scott, Freddie (WR) Penn State | 15 | 98 | Thompson, Ricky (WR) Baylor | 88 | 76-77 |
| Pelton, Mike (DL) Auburn | 99 | 95 | Sharkey, Ed (G) Duke, Nevada | 64 | 53 | Thompson, Reggie (WR) Bowl. Green | 86 | 91 |
| Pepper, Gene (G) Mississippi | 60 | 54 | *Shaw, George (QB) Oregon | 14 | 55-58 | Thornton, Don (NT) Illinois | 62/78/96 | 87-88 |
| Perkins, Bruce (RB) Arizona State | 34 | 91 | Shello, Kendall (DL) Southern | 97 | 96-98 | *Thurston, Fred (G) Valparaiso | 64 | 58 |
| *Perkins, Ray (WR) Alabama | 27 | 67-71 | *Sherer, Dave (E) SMU | 86 | 59 | Tomberlin, Pat (OT) Florida St. | 68 | 89-90 |
| Perry, Joe (RB) Compton | 34 | 61-62 | Sherwin, Tim (TE) Boston Col. | 83 | 81-87 | Toner, Ed (RB) Boston College | 28/44 | 92-94 |
| Perryman, Jim (DB) Millikin | 43 | 87 | Shields, Burrell (B) John Carroll | 31 | 55 | Tongue, Marco (CB) Bowie St. | 46 | 83 |
| Petersen, Ted (OT) Eastern Illinois | 71 | 84 | Shields, Lebron (G) Tennessee | 73 | 60 | Torretta, Gino (QB) Miami | 2 | 97 |
| Peterson, Gerald (T) Texas | 76 | 56 | Shinners, John (G) Xavier | 64 | 72 | Toth, Zollie (RB) LSU | 36 | 53-54 |
| Petties, Neal (E) San Diego St. | 84 | 64-66 | *Shinnick, Don (LB) UCLA | 66 | 57-68 | Troup, Bill (QB) S. Carolina | 12 | 74, 76-78 |
| Pinkney, Reggie (DB) E. Carolina | 37 | 79-81 | Shiver, Sanders (LB) Carson-New | 54 | 76-83 | Trudeau, Jack (QB) Illinois | 10 | 86-93 |
| Pittman, Charlie (RB) Penn St. | 42 | 71 | Shlapak, Boris (K) Michigan State | 2 | 72 | Tuinei, Van (DL) Arizona | 96 | 98 |
| Plantz, Ron (OL) Notre Dame | 67 | 87 | Shouls, Darin (OT) Tulane | 64 | 91 | Tullis, Willie (CB) Troy State | 42 | 87-88 |
| Plummer, Bruce (DB) Miss. St. | 23 | 89 | Shula, David (WR) Dartmouth | 85 | 81 | Tupo, Tom (QB) Ohio State | 7 | 92 |
| *Plunkett, Sherman (T) Md. St. | 79 | 58-60 | Shula, Don (DB) John Carroll | 25 | 53-56 | Turner, Bake (E) Texas Tech | 30 | 62 |
| Pollard, Marcus (TE) Bradley | 81 | 95-98 | Siani, Mike (WR) Villanova | 45 | 78-80 | Turner, Floyd (WR) N.W. Lou. | 85/88 | 94-95 |
| Poole, Barney (E) Army, Miss. | 83 | 53 | Simmons, Dave (LB) N. Carolina | 60/96 | 82 | Turner, Ricky (QB) Wash. State | 12 | 88 |
| Poole, Tyrone (DB) Fort Valley State | 38 | 98 | Simmons, John (CB) SMU | 41 | 87 | *Unitas, John (QB) Louisville | 19 | 56-72 |
| Porter, Ricky (RB) Slippery Rock, Pa. | 20 | 83 | Simmons, Stacey (WR) Florida | 85 | 90 | Utt, Ben (OG) Georgia Tech | 64 | 82-89 |
| Porter, Ron (LB) Idaho | 55 | 67-69 | Simonini, Ed (LB) Texas A&M | 56 | 76-81 | Van Diver, Randy (T) Washington | 79 | 81 |
| Porter, Tracy (WR) LSU | 87 | 83-84 | Simonson, Dave (T) Minnesota | 60 | 74 | Van Dyne, Bob (G) Idaho | 67 | 74-80 |
| Potts, Roosevelt (RB) NE Louisiana | 35/42 | 93-97 | *Simpson, Jack (B) Florida | 41 | 58-60 | Vander Pool, Mark (OT) Col. | 72/75 | 91-92 |
| Powell, Carl (DL) Louisville | 92 | 97 | Sims, Marvin (RB) Clemson | 39 | 80-81 | Vanderbeek, Matt (LB) Mich. St. | 58 | 90-92 |
| Praff, Robert (G) N. Carolina | 61 | 74-81 | Sims, Thomas (DL) Pittsburgh | 92 | 93-94 | Vanderbilt, Mike (K) West Virginia | 12 | 98 |
| *Preas, George (T) VPI | 60 | 55-65 | Sims, Tommy (S) Tennessee | 45 | 86 | Varty, Mike (LB) Northwestern | 51 | 75 |
| *Pricer, Billy (RB) Oklahoma | 31 | 57-60 | Sinnot, John (OT) Brown | 79 | 82 | Venuto, Jay (QB) Wake Forest | 14 | 81 |
| Prior, Mike (DB) Illinois State | 39 | 87-92 | Siragusa, Tony (NT) Pittsburgh | 98 | 90-96 | Verrdin, Clarence (WR) SW Lou. | 83 | 88-93 |
| Pruitt, James (WR) Cal. St.-Full. | 49/86 | 88-89 | Slutzker, Scott (TE) Iowa | 84 | 96-97 | Vessels, Billy (RB) Oklahoma | 21 | 56 |
| Pyle, Palmer (G) Michigan St. | 62 | 60-63 | Small, Torrance (WR) Alcorn State | 87 | 98 | Vickers, Kipp (OL) Miami | 71 | 93-97 |
| Quinn, Mike (QB) S.F. Austin | 11 | 98 | *Smith, Billy Ray (T) Arkansas | 74/83 | 61, 63-70 | Virkus, Scott (DE) San Fran. CC. | 94 | 84-85 |
| Raba, Bob (TE) Maryland | 85 | 80 | | | *Vogel, Bob (T) Ohio St. | 72 | 63-72 | |
| Radachowsky, George (DB) Boston College | 21 | 84-85 | *Smith, Bubba (DE) Michigan St. | 78 | 67-71 | Van der Ahe, Scott (LB) Arizona St. | 51 | 97 |
| Radicic, Scott (LB) Penn St. | 52/97 | 90-95 | Smith, Byron (DE) California | 91 | 84-85 | Volk, Rick (DB) Michigan | 21 | 67-75 |
| Radosevich, George (C) Pitt. | 52/72 | 54-56 | Smith, Ed (LB) Vanderbilt | 52 | 80-81 | Waechter, Henry (TE) Nebraska | 71 | 83-84 |
| Raiff, Jim (G) Dayton | 60 | 54 | Smith, Holden (WR) California | 84 | 82 | Walczak, Mark (DE) Arizona | 83/84 | 87 |
| Ramsey, Tom (QB) UCLA | 14 | 89 | Smith, Ollie (WR) Tennessee St. | 80 | 73-74 | Walker, Tony (LB) SE Mo. St. | 92 | 90-93 |
| Randall, Tate (CB) Texas Tech | 35 | 83-86 | Smith, Phil (WR) San Diego St. | 86 | 83-84 | Wallace, Jackie (S) Arizona | 20 | 75-76 |
| Ransdell, Bill (QB) Kentucky | 9 | 88 | Smith, Zake (LB) Auburn | 61 | 60 | Ward, Jim (QB) Gettysburg | 16 | 67-69 |
| Ratigan, Brian (LB) Notre Dame | 52 | 94 | Smolinski, Mark (B) Wyoming | 32 | 61-62 | Warren, Lamont (RB) Colorado | 21 | 94-98 |
| Ray, John (OL) West Virginia | 68 | 93 | Snyder, Pat (OL) Purdue | 57 | 91 | Washington, Charles (DB) Cameron | 46 | 89 |
| Raymond, Gerry (OG) Boston Col. | 63 | 82 | Solt, Ron (OG) Maryland | 66 | 84-88, 92 | Washington, Joe (RB) Oklahoma | 20 | 78-80 |

| | | | | | | | | |
|---|-------|-------|---|-------|-------|---|-------|-------|
| Washington, Ronnie (LB) NE Lou. | 57 | 89 | Williams, Newton (RB) Arizona St. | 39 | 83 | Wood, Mike (K) S.E. Missouri | 16 | 81-82 |
| Watts, Damon (DB) Indiana | 36 | 94-97 | Williams, Oliver (WR) Illinois | 86 | 85-86 | Woods, Mike (LB) Cincinnati | 59 | 79-81 |
| Weathers, Clarence (WR) Del. St. | 85 | 89 | Williams, Sid (LB) Southern | 64 | 68 | Workman, Vince (RB) Ohio State | 46 | 95-96 |
| Welch, Jim (B) SMU | 46 | 60-67 | Williams, Steve (DT) Western Car. | 74 | 74 | *Wright, George (DT) Houston | 60/74 | 70-71 |
| West, Derek (OT) Colorado | 72 | 95-97 | Williams, Vaughn (DB) Stanford | 40 | 84 | Wright, Johnnie (RB) S.C.-Cal. | 38 | 82 |
| White, Bob (B) Stanford | 25 | 55 | Williams, Warren (RB) Miami | 44 | 93 | Wright, Steve (T) Northern Iowa | 73 | 83-84 |
| White, Brad (DT) Tennessee | 92 | 84-85 | Wilson, Abu (RB) Utah State | 37 | 98 | Wright, Terry (DB) Temple | 27/40 | 87-88 |
| White, Stan (LB) Ohio State | 53/54 | 72-79 | Wilson, Butch (E) Alabama | 86 | 63-67 | Yeboah-Kodie, Phil (LB) Penn St. | 57 | 96 |
| White, Will (DB) Florida | 21 | 93 | Wilson, Trevor (LB) Indiana | 96 | 95 | Yohn, Dave (C) Gettysburg | 51 | 62 |
| Whittington, Bernard (DE) Indiana | 95 | 94-98 | Windsauer, Bill (DT) Iowa | 65 | 73-74 | Young, Anthony (DB) Temple | 37 | 85 |
| Widell, Doug (OG) Boston College | 64 | 96-97 | Wingate, Elmer (E) Maryland | 84/89 | 53 | Young, Buddy (B) Illinois | 22 | 53-55 |
| Wiegmann, Casey (OL) Iowa | 68 | 96 | Winkler, Jim (T) Texas A&M 76/79/84 | 53 | 53 | Young, Dave (TE) Purdue | 81/86 | 83-84 |
| Wilkinson, Daryl (DE) Houston | 92 | 81 | Winter, Blaise (DE) Syracuse | 96 | 84 | Young, Dick (B) Chattanooga | 24/31 | 55-56 |
| Williams, John (RB) Wisconsin | 40 | 87 | Wisniewski, Leo (NT) Penn St. | 69 | 82-84 | Young, Freddie (LB) New Mex. St. | 56 | 88-90 |
| *Williams, John (G) Minnesota | 75 | 68-71 | Wolford, Will (OT) Vanderbilt | 67 | 93-95 | Zabel, Steve (LB) Oklahoma | 58 | 79 |
| Williams, Kendall (CB) Arizona St. | 44 | 83 | Womble, Royce (RB) N. Texas St. | 26 | 54-57 | Zgonina, Jeff (D) Purdue | 90 | 98 |
| Williams, Kevin (WR) USC | 21 | 81 | Wonsley, George (RB) Miss. St. | 34 | 84-88 | | | |

The following players and coaches were members of the Baltimore Colts teams that played in the All American Football Conference and then in the NFL during the 1947-1950 seasons.

COACHES

| | | | | | |
|---------------------------------------|------|--|---------|--|---------|
| Campofreda, Nick - W. Md. | 1947 | Edmonds, Don - Indiana | 1947 | Miner, Wayne - Notre Dame | 1950 |
| Conkright, Bill - Oklahoma | 1949 | Hewlett, Andy - Davidson | 1947 | O'Rourke, Chas. - Boston College | 1949 |
| Crow, Clem - Notre Dame | 1950 | Hunt, Joel - Texas A&M | 1947 | Pirro, Rocco - Catholic U. | 1950 |
| Defilippo, Lou - Fordham | 1948 | Isbell, Cecil - Purdue | 1947-49 | Stidham, Tom - Haskell | 1947-48 |
| Driskill, Walter - Colorado | 1949 | Michalske, Mike - Penn State | 1949 | Taylor, John - Ohio State | 1947 |

PLAYERS

| | | | | | | | | |
|--|-------|-------------------------------------|--|----------|---|--|-------|-------|
| Akins, Frank (B) Washington St. | 47 | Grossman, Rex (B) Indiana | 74 | 47-48 | Nowaskey, Bob (DE) Washington | 52 | 48-50 | |
| Artoe, Lee (T) Santa Clara, Calif. | 44 | 48 | Groves, George (G) Marquette | 37 | 48 | Oristaglio, Bob (E) Penn | 57 | 50 |
| Averno, Sisto (G) Muhlenberg | 32 | 50 | Handley, Dick (C) Fresno State | 24 | 47 | O'Rourke, Chas. (B) Boston Col. | 66 | 48-49 |
| Barwegen, Dick (G) Purdue | 31 | 48-49 | Hekkers, George (T) Wisconsin | 44 | 47 | Owens, Jim (E) Oklahoma | 59 | 50 |
| Baumgartner, Hub (E) Minnesota | 29 | 47 | Higgins, Luke (G) Notre Dame | 31/32/38 | 47 | Page, Paul (B) SMU | 88 | 49 |
| Bachtol, Bill (E) Texas | 57 | 47-49 | Hillenbrand, Bill (B) Indiana | 62 | 47-48 | Papa, Bob (B) Princeton | 84 | 50 |
| Beson, Warren (C) Minnesota | 32 | 49 | Jagade, Harry (B) Indiana | 76 | 49 | Perpich, George (T) Georgetown | 48 | 47 |
| Berezney, Pete (T) Notre Dame | 47 | 48 | Jenkins, Jon (T) Dartmouth | 47 | 49-50 | Pfohl, Bob (B) Purdue | 85 | 48-49 |
| Black, John (B) Mississippi State | 85 | 47 | Jensen, Bob (E) Iowa State | 54 | 50 | Phillips, Mike (C) W. Maryland | 21 | 47 |
| Blanda, George (QB) Kentucky | 64 | 50 | Jones, Ralph (E) Alabama | 52 | 47 | Poole, Oliver (E) Mississippi | 54 | 48 |
| Blandin, Ernie (T) Tulane | 41 | 48-50 | Kasap, Mike (T) Ill & Purdue | 46 | 47 | Prewitt, Felo (C) Tulsa | 20 | 49 |
| Blount, Lamar (E) Mississippi St. | 59 | 47 | Kelly, Bob (B) Notre Dame | 89 | 49 | Rich, Herb (B) Vanderbilt | 87 | 50 |
| Brown, Hardy (LB) Tulsa | 73 | 50 | King, Ed (G) Boston College | 34 | 50 | Rufstrom, Ralph (B) SMU | 84 | 49 |
| Buksar, George (B) Purdue, USF | 77 | 50 | Kingery, Wayne (B) LSU | 80 | 49 | Solala, Paul (E) USC | 51 | 50 |
| Burk, Adrian (QB) Baylor | 68 | 50 | Kissell, Vito (B) Holy Cross | 72 | 50 | Schweder, Jack (G) Penn | 37/66 | 50 |
| Campbell, Leon (B) Arkansas | 78 | 50 | Klug, Al (T) Marquette | 38/41 | 47-48 | Schwenk, Bud (B) Wash. U. | 40/64 | 47 |
| Case, Ernie (B) UCLA | 67 | 47 | Kooba, Joe (C) Purdue | 28 | 47 | Sidorik, Alex (T) Miss. St. | 44 | 48-49 |
| Castiglia, Jim (B) Georgetown | 29 | 47 | Konetsky, Floyd (E) Florida | 54 | 47 | Sigurdson, Sig (E) Lutheran | 56 | 47 |
| Coleman, Herb (C) Notre Dame | 22/29 | 48 | Landrign, Jim (T) | | | Simmons, Jack (G) Detroit | 32 | 48 |
| Collins, Albin (B) LSU | 88 | 50 | Holy Cross-Dartmouth | 59 | 47 | Sinkwich, Frank (B) Georgia | 76 | 47 |
| Colo, Don (T) Brown | 45 | 50 | Leicht, Jake (B) Oregon | 81 | 48-49 | Smith, Joe (E) Texas Tech | 56 | 48 |
| Cooper, Ken (C) Vanderbilt | 33 | 49-50 | Leonard, Bill (E) Notre Dame | 54 | 49 | Spaniel, Frank (B) Notre Dame | 85 | 50 |
| Corley, Elbert (C) Mississippi State | 22 | 48 | Lia, Augie (G) Georgetown | 37 | 47 | Spavital, Jim (B) Okla. A&M | 76 | 50 |
| Cowan, Bob (C) Indiana | 83 | 49 | Livingstone, Bob (B) Notre Dame | 86 | 50 | Spinney, Art (G) Boston College | 53 | 50 |
| Crisler, Hal (E) San Jose State | 56 | 50 | Mador, Elmer (E) Michigan | 53 | 47 | Sprull, Jim (T) Rice | 46 | 48-49 |
| Cure, Armand (B) Rhode Island | 47 | | Maggioli, Achille (B) Notre Dame | 80 | 50 | Stewart, Ralph (C) Missouri-N.D. | 20 | 48 |
| Davis, Lamar (E) Ga. Tech | 51 | 47-49 | Marino, Vic (G) Ohio State | 34 | 47 | Stone, Bill (B) Bradley | 82 | 49-50 |
| DellaBia, Spiro (B) Ohio State | 71/77 | 48-49 | Maves, Earl (B) Wisconsin | 83 | 48 | Sylvester, John (B) Temple | 83 | 48 |
| Donovan, Art (DT) Boston Col. | 49/70 | 50 | Mayne, Lew (B) Texas | 88 | 48 | Terrill, Roy (B) Mississippi | 83 | 47 |
| Dudish, Andy (B) Georgia | 88 | 47 | Mazzanti, Gino (B) Arkansas | 83 | 50 | Tillman, Alonzo (C) Oklahoma | 22 | 49 |
| Faunce, Everett (B) Minnesota | 49 | | McCormick, Len (C) Baylor | 28 | 48 | Titte, Y.A. (QB) LSU | 63 | 48-50 |
| Filchack, Frank (B) Indiana | 64 | 50 | Mellus, John (T) Villanova | 48 | 47-49 | Trebotich, Ivan (B) St. Mary's | 77 | 47 |
| Fletcher, Arthur (E) Washburn | 53 | 50 | Mertes, Bus (B) Iowa | 73 | 47-48 | Vacanti, Sam (B) Nebraska | 67/69 | 48-49 |
| Fowler, Aubrey (B) Arkansas | 80 | 48 | Meyer, Gil (E) Wake Forest | 55 | 47 | Vardian, John (B) Ft. Pierce | 87 | 47-48 |
| French, Barry (G) Purdue | 35 | 47-50 | Mobley, Rudy (B) Hardin-Simmons | 81 | 47 | Wedemeyer, Herman (B) St. Mary's | 87 | 49 |
| Galvin, John (B) Purdue | 63 | 47 | Murray, Earl (G) Purdue | 30 | 50 | Williams, Joel (C) Texas | 22 | 50 |
| Gambino, Lucien (B) Maryland | 77/89 | 48-49 | Multryn, Chet (B) Xavier | 81 | 50 | Williams, Windell (E) Rice | 53 | 48 |
| Garrett, Bill (G) Miss. St. | 30 | 48-49 | Nelson, Bob (C) Baylor | 28 | 50 | Wright, John (B) Maryland | 71 | 47 |
| Getchell, Gorham (E) Temple | 59 | 47 | Nemeth, Steve (B) Notre Dame | 48 | 47 | Yokas, Frank (G) Great Lakes NTS | 30 | 47 |
| Gillory, Byron (B) Texas | 49 | 48 | Nolander, Don (C) Minnesota | 47 | | Zalejski, Ernie (B) Notre Dame | 89 | 50 |
| Grain, Ed (G) Penn | 33/45 | 47-48 | North, John (E) Vanderbilt | 55 | 48-50 | Zorich, George (G) Northwestern | 33 | 47 |

Only five players in Colts history had connections with the club prior to its 1953 entry into the NFL. **G-Sisto Averno, DT-Art Donovan** and **G-Art Spinney** played with the 1950 NFL Colts before extending their careers with the team (Averno 1953-54; Spinney 1953-60; Donovan 1953-61). **T-Ernie Blandin** played the 1948-49 (AAFC) and 1950 (NFL) seasons before making the club in 1953. **G-Dick Barwegen** played the 1948-49 AAFC seasons before making the club in 1953-54. Donovan earned Hall of Fame honors with the club. Two other pre-1953 Colts did, too. **QB-Y.A. Titte** (1948-49, AAFC; 1950) and **QB-George Blanda** (1950). Titte quarterbacked the club all three of his seasons, Blanda joined the Colts from Chicago via a trade. He kicked off for the Colts in the season opener before Chicago Owner/Coach George Halas had the NFL rescind the trade. Blanda set an NFL record with 26 NFL seasons, but spent just nine days as a Colt.

ALL-TIME JERSEY NUMBERS

(1947-1998)

- | No. | Name | No. | Name |
|--------------------------------|--|-----|--|
| 1 | (1) Don Miller | 29 | (12) Don Alley, *Bill Baumgartner, Jason Belser, *Jim Castiglia, *Herb Coleman, Eric Dickerson, Jitter Fields, Ben Garry, Brian Herosian, Dwight Hicks, Marshall Johnson, Mark Kafentzis |
| 2 | (5) Raul Allegre, Tim Brown, Toni Linhart, Boris Shlapak, Gino Torretta | 30 | (15) Larry Anderson, Melvin Carver, Joe Cribbs, Willie Franklin, *Bill Garrett, Ron Gardin, Derwin Gray, Alvin Haymond, John Huzvar, *Earl Murray, Doug Nettles, Hubert Oliver, Bake Turner, Abu Wilson, *Frank Yokas |
| 3 | (2) Mike Coker, Rohn Stark | 31 | (18) Michael Ball, *Dick Barwegen, Dick Bielski, Leonard Coleman, Zachary Dixon, Perry Lee Dunn, Derrick Frazier, *Luke Higgins, Harry Hugasian, Jimmy Lesane, Robbie Martin, Chuck McMillan, Buck McPhail, Nelson Munsey, Billy Pricer, Burrell Shields, Steve Stonebreaker, Dick Young |
| 4 | (3) Dean Biasucci, Mike Bragg, Jim Harbaugh | 32 | (12) *Crista Averno, *Warren Beson, Ken Clark, Nate Craddock, Zack Crockett, Mike Curtis, *Luke Higgins, Joe Don Looney, Randy McMillan, Robert O'Neal, *Jack Simmons, Mark Smolinski |
| 5 | (4) Dean Biasucci, Craig Colquitt, Blair Kiel, Steve Mike-Mayer | 33 | (11) Ashley Ambrose, *Ken Cooper, Curtis Dickey, *Ed Grain, Cliff Groce, Randy Hall, Craig Heyward, Eddie Hinton, Bryant Jones, Tony Lorick, *George Zurich |
| 6 | (1) Steve Jordan | 34 | (12) Bob Baldwin, Roy Buchanan, Terry Cole, Jeff Delaney, *Ed King, Ron Lee, Bruce Perkins, *Vic Marino, Monty Montgomery, Tom Nowotzke, Joe Perry, George Winsley |
| 7 | (6) Craig Erickson, Rusty Hilger, Gary Hogeboom, Bert Jones, Don Majkowski, Tom Tupa | 35 | (12) Alan Ameche, Conrad Clarks, Rodney Culver, Ted Davis, Glenn Doughty, Jim Duncan, *Barry French, Steven Hall, J.W. Lockett, Dwayne O'Steen, Roosevelt Potts, Tate Randle |
| 8 | (2) Sean Salisbury, Mark Reed | 36 | (10) Don Anderson, John Andrews, John Baylor, Barry Brown, Norm Bulach, Don Hardeman, Chris McLemore, Bill Pellington, Zolnie Toth, Damon Watts |
| 9 | (4) Kerry Brady, Mike Garratt, Mark Herrmann, Bill Ransdell | 37 | (9) Ocie Austin, Chuck Banks, Chris Goode, *George Groves, *Augie Lia, Joe Orduna, Reggie Pinkney, *John Schweder, Anthony Young |
| 10 | (9) Wendell Davis, Bucky Dilts, David Humm, George Hunt, Kaipo McGuire, Doug Nussmeier, Art Schlichter, Mark Stock, Jack Trudeau | 38 | (7) Eugene Daniel, *Luke Higgins, John Huzvar, *Al Klug, Bill Olds, Tyrone Poole, Johnnie Wright |
| 11 | (9) Bob Gagliano, Jeff George, David Humm, Paul Justin, Greg Landry, Ed Luther, Kaipo McGuire, Jack Mildren, Mike Quinn | 39 | (8) John Covington, Hubert Ginn, Victor Jackson, Richard Jones, Emmanuel McDaniel, Mike Prior, Marvin Sims, Newton Williams |
| 12 | (11) Kerwin Bell, Joe Ferguson, Jerry Galsteyn, Jim Harbaugh, Rusty Hilger, Matt Koffler, Don Stock, Jim Bob Taylor, Bill Troup, Ricky Turner, Mike Vanderjagt | 40 | (12) Pat Ballage, Bobby Boyd, Tom Kalmanir, Bruce Laird, Bob Leberman, Jack Maitland, Ray McElroy, Wilson Schwenk, Jesse Thomas, John L. Williams, Vaughn Williams, Terry Wright |
| 13 | (2) Kelly Holcomb, Sean Salisbury | 41 | (8) *Ernie Blandin, Jim Harness, *Al Klug, Tom Matte, John Simmons, Jack Simpson, Avatus Stone, Jesse Thomas |
| 14 | (9) Jess Atkinson, Cary Blanchard, Ed Brown, Marty Danres, Lamar McHan, Terry Nugent, Tom Ramsey, George Shaw, Jay Venuto | 42 | (12) Gordon Brown, George Harold, Derrick Hatchett, Tommy James, Keith Lee, Ric Mathias, Tom Maxwell, Dave McCloughan, Lloyd Mumford, Charlie Pittman, Roosevelt Potts, Willie Tullis |
| 15 | (7) Gary Cuozzo, Chris Doering, Jerry Galsteyn, Mike Kirkland, Earl Morrall, Freddie Scott, Mark Stock | 43 | (11) Scott Greene, Lonnie Hepburn, Vance Joseph, Ed Kovac, Harold Lewis, Lenny Lyles, Frank Middleton, Anthony Parker, Jim Perryman, Tim Rudnick, Norm Thompson |
| 16 | (3) Bobby Olive, Jim Ward, Mike Wood | 44 | (18) Gerald Allen, *Lee Artoe, Lyle Blackwood, Maurice Carthon, Owen Gill, *George Heekers, Steve Henry, Chris Hetherington, Sid Juslin, Rex Kern, Tim Manoa, Roland Moss, Bert Reichacher, John Sample, *Al Sidorik, Ed Toner, Kendall Williams, Warren Williams |
| 17 | (6) Ray Brown, Chris Chandler, Fred Enke, Chris Gardocki, Sam Havrilak, Lamar McHan | 45 | (11) James Burroughs, *Don Colo, Craig Curry, L.G. Dupre, *Ed Grain, Tim Hauck, Jerry Hill, by Joe Hunter, Mike Siani, Tommy Sims, Tony Stargell |
| 18 | (11) Eugene Benhart, Ben Bronson, Cotton Davidson, Dick Flowers, Dick Horn, Nate Jacquet, Gary Kerkerian, Peyton Manning, Browning Nagle, Bobby Olive, Mike Pagan | 46 | (11) Kantry Barber, Leonard Dunlap, *Mike Kasap, Bryant Salter, *Jim Spruill, George Streeter, Spencer Thomas, Marco Tongue, Charles Washington, Jim Welch, Vance Workman |
| 19 | (3) Cotton Davidson, Jack DeBella, John Unitas | 47 | (13) Billy Austin, Tim Baylor, *Peter Berezny, Larry Braziel, Dexter Clinkscale, Leonard Coleman, Bob Felts, Gary Glick, *Jon Jenkins, Jim Martin, Freddie Robinson, John Sample, Charlie Stukes |
| RETIRED FOR JOHN UNITAS | | 48 | (7) Mark Bell, Bob Clemens, Larry Conjar, Donnie Dee, Roosevelt Leaks, *John Mellus, Don Nottingham |
| 20 | (15) Albert Bentley, Jeff Burris, Milt Davis, Jim Harness, Bob Harrison, John Hermann, Jerry Logan, Leon Neal, Ricky Porter, *Fello Prewitt, Dean Renfro, *Ralph Stewart, George Talioferro, Jackie Wallace, Joe Washington | 49 | (11) Jason Burslean, *Art Donovan, Mike Jones, David Lee, Mike McCloskey, *Steve Nemeth, Cliff Odum, *George Perpich, James Pruitt, *Al Sidorik, David Tate |
| 21 | (15) Walter Bryan, Cotton Davidson, Art DeCarlo, John Holt, Tom Keane, Brian Lattimore, Dick Nyers, *Mike Phillips, George Radachowsky, Aundra Thompson, Billy Vessels, Rick Volk, Lamont Warren, Will White, Kevin Williams | | |
| 22 | (5) *Herb Coleman, *Elbert Corley, *Alonzo Tillman, *Joel Williams, Buddy Young | | |
| RETIRED FOR BUDDY YOUNG | | | |
| 23 | (11) Kenny Daniel, Art DeCarlo, Keith Elias, Leonard Humphries, Anthony Johnson, Jack Maitland, Dedrick Mathis, Don McCauley, Alvin Moore, Bruce Plummer, Carl Toseff | | |
| 24 | (4) Larry Coutre, *Dick Handley, Lenny Moore, Dick Young | | |
| RETIRED FOR LENNY MOORE | | | |
| 25 | (11) Robert Blackman, Tom Bleick, John Call, Tom Curtis, Nesby Glasgow, Alex Hawkins, Cornell Holloway, Ronald Humphrey, Ray Oldham, Don Shula, Bob White | | |
| 26 | (15) Kim Anderson, Pat Ballage, Tony Blevins, Dewell Brewer, Alan Grant, Carlton Gray, Wendell Harris, Lenny Lyles, Dedrick Mathis, Ed Mioduszewski, Lydell Mitchell, Preston Pearson, Mike Sommer, Craig Swoope, Royce Wamble | | |
| 27 | (14) Rico Clark, Preston Davis, Curtis Dickey, Hubert Ginn, Cliff Groce, Darryl Hemphill, Tom Matte, Arnold Mickens, Henry Moore, R.C. Owens, Ray Perkins, Howard Stevens, Keith Taylor, Terry Wright | | |
| 28 | (15) Lee Davis, Marshall Faulk, Cleveland Franklin, Perry Griggs, Dwight Harrison, *Joe Koolba, Mike Lush, *Len McCormick, Bo Metcalf, Chuckie Miller, *Bob Nelson, Jimmy Orr, Howard Satterwhite, Cotton Speyrer, Ed Toner | | |

- No. Name**
50 (12) Elijah Alexander, Duane Bickett, Forrest Blue, Bill Curry, Brad Eklund, Grant Feasel, Joe Fedspiel, Joe Harris, Dan Neal, Buzz Nutter, Geoff Reece, Bill Saul
51 (19) Trev Alberts, Chip Banks, Tony Bertuca, *Lamar Davis, Bob Grant, Kevin Hancock, Ricky Jones, Bill Laskey, Eric Naposki, Calvin O'Neal, Bob Oniko, Mike Ozdowski, Ron Rogers, *Paul Salata, Mike Strololino, Ratcliff Thomas, Mike Varty, Scott Van der Ahe, Dave Yohn
52 (16) Greg Bracelin, Ricky Chatman, Randy Edmunds, Lee Gross, *Ralph Jones, Mike Kaczmarek, Tom MacLeod, Steve Morrison, Dan Murray, Robbie Nichols, *Bob Nawaskey, Scott Radecic, George Radosevich, Brian Ratigan, Ed Smith, Dick Szymanski
53 (12) Michael Barber, Tom Beutler, Sammie Burroughs, Paul Butcher, Roy Donaldson, *Arthur Fletcher, Dennis Gaubatz, *Elmer Madar, Butch Maples, *Art Spinney, Stan White, *Windell Williams
54 (11) Bill Benjamin, Tom Goode, Jeff Herrord, Fred Hoaglin, *Bob Jensen, *Floyd Konetsky, *Bill Leonard, *Oliver Poole, Butch Riley, Sanders Shiver, Stan White
55 (10) Jackie Burkett, John Campbell, Quentin Coryatt, Dan Dickel, Barry Kruss, *John North, *Gil Meyer, Stu O'Dell, Ron Porter, Leo Sanford
56 (13) Tony Bennett, *Hal Crisler, Ed Grimsley, LaMonte Hunley, Brian Jones, Vernon Maxwell, Ray May, Danny Rhodes, Andre Royal, *Sig Stigurdson, Ed Simonini, *Joe Smith, Freddie Young
57 (12) Dave Ahrens, *Hub Bechtel, Bertrand Berry, Brian Bulluck, Dallas Hickman, Mike Humiston, Devon McDonald, Ken Mendenhall, *Bob Oristaglio, Pat Snyder, Ronnie Washington, Phil Yeaboht-Kodie
58 (13) Mark Cannon, Cedric Figaro, Steve Hathaway, Steve Heimkreiter, June James, Jay Leewenburg, Orlando Lowry, Derral Luce, Ed Mooney, Glen Redd, Glen Sanders, Matt Vanderbeck, Steve Zabel
59 (13) *Lamar Blount, Stan Cherry, Jim Cheyuski, *Garham Getchell, Stephen Grant, Rob Holmberg, Matt Jaworski, *Jim Landrigan, Kurt Larson, Orlando Lowry, *Jim Owens, Brad Saar, Mike Woods
60 (11) Sisto Averno, Ron Baker, Mark Boggs, Jason Johnson, Dan McQuaid, Gary Padjen, Gene Pepper, George Preas, Jim Raiff, Dave Simonson, George Wright
61 (10) Don Bailey, Dick Barwegen, Wiley Feagin, Marshaer Graves, Cornelius Johnson, Lou Kirouac, Tony McCoy, Jack Patena, Robert Pratt, Zeke Smith
62 (9) George Achica, Alex Agosa, Brian Baldinger, Jeff Criswell, Ken Huff, Ellis Johnson, Palmer Pyle, Glenn Ressler, Don Thorp
63 (11) Mike Barnes, Brian Bladas, Norman Davis, *John Galvin, Nat Hudson, Mark Kirchner, Steve Knight, Kirk Lowdermilk, Gerry Raymond, Art Spinney, *Y.A. Tittle
64 (16) *George Blando, Larry Chester, *Frank Filchock, Bill Kirchiro, Trevor Matich, Marv Matuszak, Garin Patrick, *Wilson Schwenk, Ed Sharkey, John Shinnars, Darin Shoulters, David Taylor, Fred Thurston, Ben Utt, Doug Widell, Sid Williams
65 (16) Jim Bailey, Joey Banes, Ellis Gardner, Frank Giannetti, Glenn Hyde, Bill Koman, Ron Kostelnik, Eric Mahlum, Carl Mauck, Jim Merritts, Jimmy Moore, Steve Myhra, Joel Patten, Dave Pear, Bill Pellington, Bill Windhauer
66 (13) Ernie Cheatham, Eugene Chung, Elmer Collett, Chris Conlin, Chris Foote, Steve Hardin, Bill Lange, Greg Marshall, *Charles O'Rourke, Charley Robinson, *John Schweder, Don Shinnick, Ron Solt
67 (17) Roger Caron, *Ernie Case, Jim Colvin, Doug Eggers, Stan Eisenhoth, Don Grimm, Lynn Larson, Jack Linn, Monte Lee, Jason Mathews, Dale Mammelaar, Tom Myslinski, Ron Plantz, Arland Thompson, *Sam Vacanti, Bob Van Duyme, Will Wolford
68 (11) Willie Broughton, *Adrian Burk, Milt Carthens, Jeff Hart, Dennis Nelson, Garin Patrick, John Ray, Tom Rickeltes, Alex Sandusky, Pat Tomberlin, Casey Wiegmann
69 (5) Sid Abramowitz, Randy Dixon, Wade Griffin, *Sam Vacanti, Leo Wisniewski
70 (1) Art Donovan
RETIRED FOR ART DONOVAN

- No. Name**
71 (11) Jon Blackman, Kevin Call, *Spiro Dellerba, Mike Ozdowski, Gery Palmer, Ted Peterson, Glenn Robinson, Dan Sullivan, Kipp Vickers, Henry Waechter, *John Wright
72 (17) Karl Baldischwiler, Kevin Call, Fred Cook, Pat Cunningham, Byron Darby, Steve Durham, Mike Fultz, Gerry Howe, *Vito Kissell, Joe Lewis, Jack Little, Larry Moore, Luke Owens, George Radosevich, Mark Vander Pool, Bob Vogel, Derek West
73 (16) Richard Amman, Sam Ball, *Hardy Brown, Joe Campanella, Cleveland Crosby, Ron Fernandes, Rusty Ganas, Ed George, Tom Gilburg, Joe Klecko, Steve Knight, Adam Meadows, *Bus Mertles, Zefross Moss, Lebron Shields, Steve Wright
74 (15) Sid Abramowitz, Bob Bratzki, Roger Caron, Tom Draugas, Chris Gombal, *Rex Grossman, Ken Jackson, Waverly Jackson, Jason Mathews, Ken Novak, Dave Rowe, Bill Schultz, Billy Ray Smith, Steve Williams, George Wright
75 (17) Troy Auzenne, Jim Colvin, Terry Crouch, Cecil Gray, Shawn Harper, Chris Hinton, Chuck Hinton, George Kunz, Gino Marchetti, Ron Mattles, Iv Pankey, James Parrish, Jay Reese, Joe Schmiesing, Mark Thomas, Mark Vander Poel, John Williams
76 (15) Sam Clancy, Joe Ehrmann, Marcus Jackson, *Harry Jagoda, Don Joyce, Gene Lipscomb, Steve McKinney, Fred Miller, Jim Mills, Gerald Petersen, Jerome Sally, *Frank Sinkwich, *Jim Spavital, Tom Tabor, Jim Winkler
77 (6) *George Buksar, *Spiro Dellerba, Tom Finnen, *Lucien Gombino, Jim Parker, *Ivan Trebotich
RETIRED FOR JIM PARKER
78 (12) *Leon Campbell, Dick Chorowich, John Diehl, John Dutton, Tim Foley, Tank Glenn, Jon Hand, Ray Krouse, Greg Murtha, Steve Parker, Bubba Smith, Don Thorp
79 (19) Harvey Armstrong, Jim Bailey, Andy Ekern, Steve Entman, Tom Feerster, Greg Fields, Shawn Heffern, Greg Johnson, Tony Mandarich, Lindsey Mason, Lou Michaels, Bob Myers, Don Morrison, Bubba Paris, Sherman Plunkett, John Sinnat, Joe Staysniak, Randy Van Divier, Jim Winkler
80 (17) Aaron Bailey, Jack Bighead, Monte Brethauer, Bill Brooks, Steve Bryant, Roy Butler, Gail Cogdill, Aaron Cox, *Aubrey Fowler, Marshall Johnson, *Wayne Kingery, *Achille Maggioli, Andy Nelson, Ricky Nichols, Dick Nyers, Jim O'Brien, Ollie Smith
81 (15) Charles Arbuckle, Pat Beach, Ordeall Brause, Roger Carr, Carlos Etheredge, Bernie Flowers, Joe Jones, *Jake Leicht, Thomas McLemore, *Rudy Mabley, *Chet Mutryn, Billy Newsome, Marcus Pollard, Art Spinney, Dave Young
82 (4) Raymond Berry, Dan Edwards, *Billy Hillenbrand, *Billy Stone
RETIRED FOR RAYMOND BERRY
83 (20) Mack Alston, Bradford Banta, *Bob Cowan, Greg Hawthorne, Ted Hendricks, Don Joyce, Greg LaFleur, Bob Langas, Ron Mayo, *Gino Mazzanti, Keli McGregor, Barney Poole, Tim Sherwin, Billy Ray Smith, Andy Stynchula, *John Sylvester, *Ray Terrell, Don Thompson, Clarence Verdin, Mark Walczak
84 (20) Flipper Anderson, Shannon Baker, Tim Berra, Mark Boyer, Randy Burke, E.G. Green, Jessie Hester, Mark Jackson, Kelley Johnson, Tom Mitchell, Jim Mutscheller, Victor Oatis, *Bob Perina, Neal Petties, *Ralph Rulhstrom, Scott Slutzker, Holden Smith, Mark Walczak, Elmer Wingate, Jim Winkler
85 (20) *John Black, Matt Bouza, Ed Cooke, Ken Dilger, Mel Embree, Roy Lighton, Darvell Huffmann, Tim Kearse, Jimmie Kennedy, Reggie Langhorne, Ron LaPointe, Dee Mackey, *Bob Pfohl, Bob Raba, Andre Riser, David Shula, Stacey Simmons, *Frank Spaniel, Floyd Turner, Clarence Weathers
86 (18) Roy Banks, Monte Brethauer, *Bob Livingstone, Sammie Martin, Reese McCall, Eddie Miller, Stanley Morgan, Walter Murray, Jerome Pathon, James Pruitt, Freddie Scott, Dave Sherer, Phil Smith, Brian Stablein, Reggie Thornton, Oliver Williams, Butch Wilson, Dave Young
87 (23) Elmer Bailey, Mark Bellini, Matt Bouza, Wayne Capers, Raymond Chester, James Coley, Lloyd Colterjohn, Sean Dawkins, Brian DeRoo, Titus Dixon, James Harbaur, Roy Jefferson, Aubrey Linne, James Noble, Tracy Porter, *Herb Rich, Jerry Richardson, Willie Richardson, Eugene Riley, Andy Rison, Torrance Small, *John Vardian, *Herman Wedemeyer

- No. Name**
- 88 (20)** John Andrews, John Brandes, Monte Brethauer, Kerry Cash, *Albin Collins, *Andy Dudish, Ken Gregory, Marvin Harrison, Bernard Henry, Keith Lester, John Mackey, Robbie Martin, *Lew Mayne, Stanley Morgan, John Mosier, Bob Mrosko, Herb Orvis, *Paul Page, Ricky Thompson, Floyd Turner
- 89 (5)** *Lucien Gambino, *Bob Kelly, Gino Marchetti, Elmer Wingate, *Ernie Zaleski
- RETIRED FOR GINO MARCHETTI**
- 90 (12)** Mel Agee, Mark Bell, Steve Emtman, John Haines, Ezra Johnson, Gary Dan Johnson, Jim Krahl, Steve Martin, Sean McNamee, Gary Padjen, Hosea Taylor, Jeff Zgonina
- 91 (5)** Shane Curry, Anthony Green, Antony Jordan, Roger Remo, Byron Smith
- 92 (9)** Mike Fultz, James Hunter, Jeff Leiding, Steve Morrison, Carl Powell, Thomas Sims, Tony Walker, Brad White, Daryl Wilkerson
- 93 (5)** Jason Chorak, Ralph Jarvis, Freddie Joe Nunn, Cliff Odom, Harry Starback
- 94 (8)** Gary Baldinger, Jeff Faulkner, Nate Hobgood-Chittick, Fletcher Jenkins, Scott Kellar, Tony McCoy, Marquise Thomas, Scott Virkus
- 95 (7)** Ernie Barnes, Mitchell Benson, Travis Davis, Bob Hamm, Skip McClendon, Chris Scott, Bernard Whittington

- No. Name**
- 96 (10)** Steven Conley, Richard Dent, Bill Elko, Quintus McDonald, Willis Peguese, Dave Simmons, Don Thorp, Van Tuinei, Trevor Wilmot, Blaise Winter
- 97 (5)** O'Brien Alston, Quentin Ballard, Frank Mattiace, Scott Rodecic, Kendel Shello
- 98 (3)** Johnie Cooks, Dan Footman, Tony Siragusa
- 99 (6)** Michael Brandon, Al Fontenot, Al Noga, Mike Pelton, Lance Teichelman, Donnell Thompson

Asterisk () denotes pre-1953 Colts*

MISSING: 1947-Frank Akins, Armand Cure, Don Nolandier;

1948-Earl Maves;

1949-Everett Founce, Byron Gillyroy

Based on players with game participation or included on active game-day rosters. De-activated or inactive game day players are included.

NFL STADIUMS

American Football Conference

| Club | Stadium | Capacity | Playing Surface |
|--------------|-----------------------------|----------|-----------------|
| BALTIMORE | PSINet Stadium | 68,400 | Sport Grass |
| BUFFALO | Ralph Wilson Stadium | 75,339 | AstroTurf |
| CINCINNATI | Cinergy Field | 60,390 | AstroTurf-8 |
| CLEVELAND | Cleveland Browns Stadium | 69,000 | Grass |
| DENVER | Mile High Stadium | 76,273 | Grass (PAT) |
| INDIANAPOLIS | RCA Dome | 60,272 | AstroTurf |
| JACKSONVILLE | ALLTEL Stadium | 73,000 | Grass |
| KANSAS CITY | Arrowhead Stadium | 79,101 | Grass |
| MIAMI | Pro Player Stadium | 74,916 | Grass (PAT) |
| NEW ENGLAND | Foxboro Stadium | 60,292 | Grass |
| N.Y. JETS | Giants Stadium | 77,121 | AstroTurf |
| OAKLAND | Network Associates Coliseum | 50,000 | Grass |
| PITTSBURGH | Three Rivers Stadium | 59,600 | AstroTurf |
| SAN DIEGO | Qualcomm Stadium | 60,794 | Grass |
| SEATTLE | Kingdome | 66,400 | AstroTurf |
| TENNESSEE | Adelphia Coliseum | 59,969 | Grass |

National Football Conference

| Club | Stadium | Capacity | Playing Surface |
|---------------|--------------------------------------|----------|-----------------|
| ARIZONA | Sun Devil Stadium | 73,377 | Grass |
| ATLANTA | Georgia Dome | 71,280 | AstroTurf |
| CAROLINA | Ericsson Stadium | 72,520 | Grass |
| CHICAGO | Soldier Field | 66,944 | Grass |
| DALLAS | Texas Stadium | 65,812 | Texas Turf |
| DETROIT | Pontiac Silverdome | 80,368 | AstroTurf |
| GREEN BAY | Lambeau Field | 60,790 | Grass |
| MINNESOTA | Hubert H. Humphrey Metrodome | 64,035 | AstroTurf |
| NEW ORLEANS | Louisiana Superdome | 69,056 | AstroTurf |
| N.Y. GIANTS | Giants Stadium | 78,148 | AstroTurf |
| PHILADELPHIA | Veterans Stadium | 64,899 | AstroTurf-8 |
| ST. LOUIS | Trans World Dome at America's Center | 66,000 | AstroTurf |
| SAN FRANCISCO | 3Com Park | 70,207 | Grass |
| TAMPA BAY | Raymond James Stadium | 65,394 | Grass |
| WASHINGTON | Jack Kent Cooke Stadium | 78,600 | Grass |

COLTS DRAFT HISTORY

1947 (12/20-21/46)

SPECIAL - Arnold Tucker, B, West Point; Ernie Case, B, UCLA;

REGULAR

1. Elmer Madar E, Michigan
2. Hubert Bechtol, E, Texas
3. Tommy Mont, B, Maryland
4. Weldon Humble, G, Rice
5. Russ Deal, T, Indiana
6. Don Malmberg, T, UCLA
7. Vic Schwall, B, Northwestern
8. Howard Turner, B, North Carolina State
9. Franklin Hubbell, E, Tennessee
10. Gaston Burgeois, G, Tulane
11. James Brieske, C, Michigan
12. Rudy Mobley, B, Hardin-Simmons
13. Gerald Doherty, B, Delaware
14. Bill Baumgartner, E, Minnesota
15. Jim Kekeris, T, Missouri

SUPPLEMENTARY

16. John North, E, Vanderbilt
17. Jim Canady, B, Texas
18. Howie Brown, G, Indiana
19. John Sims, B, Tulane
20. Bert Vander Clute, G, Wesleyan
21. Tony Stalloni, T, Delaware
22. Jean Lamoure, G, Fresno State
23. Leo Daniels, B, Texas A&M
24. M. "Tex" Reilly, B, Colorado
25. Jim Landrigan, T, Holy Cross

1948 (12/16-17/47)

1. Bobby Layne, B, Texas
2. William Garrett, T, Mississippi State
3. Earl Cook, G, SMU
4. Dan Sandifer, B, LSU
5. Joe Smith, E, Texas Tech
6. Gene Ruskowski, T, Ohio U.
7. Jim Batchelor, B, East Texas State
8. Rex Olson, B, Brigham Young
9. Aubrey Fowler, B, Arkansas
10. Jack Fitch, B, North Carolina
11. Don Ettinger, T, Kansas
12. Paul Redfield, T, Colgate

13. Stan Magdziak, B, William & Mary
14. Dick Deranek, B, Indiana
15. Robert Norman, B, Washington & Lee
16. Charles Working, B, Washington & Lee
17. George Sparter, C, North Carolina
18. Rollin Prather, E, Kansas State
19. Norman Mosely, B, Alabama
20. Carmen Rogonese, B, New Hampshire
21. Bob Walker, B, Colorado Mines
22. Ray Borneman, B, Texas
23. Pete Tillman, C, Oklahoma
24. Robert Pfohl, B, Purdue
25. Lou Levanti, C, Illinois
26. Sam Zalkoff, E, Illinois
27. Harry Jagade, B, Indiana
28. Ben Bendrick, B, Wisconsin
29. Rex Grossman, B, Indiana
30. Dick Reinking, E, SMU

1949 (*7/8/48, 12/21/48)

***SECRET** - Richard Harris, T, Texas
Levi Jackson, B, Yale

REGULAR

1. George Sims, B, Baylor
2. Bob Gage, B, Clemson
3. No Choice
4. Ralph Kohl, T, Michigan
5. Wallace Jones, E, Kentucky
6. Frank Pattee, B, Kansas
7. Fred Folger, B, Duke
8. Bob Prymski, T, Illinois
9. Everett Faunce, B, Minnesota
10. Kale Alexander, T, South Carolina
11. Paul Page, B, SMU
12. James Owens, E, Oklahoma
13. Warren Beson, C, Minnesota
14. David Moon, B, SMU
15. Jon Jenkins, T, Dartmouth
16. John O'Quinn, E, Wake Forest
17. John Clyde Geary, T, Connecticut Wesleyan
18. Albert Sanders, T, Miss. Southern
19. Guy Sundheim, C, Northwestern
20. Mernie Lazier, B, Illinois
21. Harry Larche, T, Arkansas State
22. No Choice

23. No Choice
24. No Choice
25. Joe Grothus, G, Iowa
26. Byron Gillary, B, Texas
27. Bob Cox, E, North Carolina
28. Bob DeMoss, B, Purdue
29. George Pryor, B, Wake Forest

1950 (12/9/49)

1. Adrian Burk, QB, Baylor
2. Leon Campbell, B, Arkansas
3. Don Colo, T, Brown
4. Earl Murray, G, Purdue
5. Jack Halliday, G, SMU
6. Herb Rich, B, Vanderbilt
7. Art Bok, B, Dayton
8. Dick Harris, C, Texas
9. Bill Bass, B, Arkansas
10. Errol Fry, G, Texas
11. Joe Romanosky, T, St. Bonaventure
12. Bill Dey, B, Dartmouth
13. Roy Stone, E, Texas
14. Mitch Smiarowski, C, St. Bonaventure
15. Art Spinney, E, Boston College
16. Dave Fisher, B, SW Louisiana
17. Ralph Murphy, G, Rice
18. Charley Schoolmaster, C, Western Michigan
19. Bill Waddail, B, Auburn
20. Sheldon Dunlap, G, Cincinnati
21. Tom Phillips, B, Baldwin Wallace
22. Chip Armstrong, C, Occidental
23. Harry Weltlauer, E, Pennsylvania
24. Bill Petroski, T, Holy Cross
25. Jim Pepper, G, Syracuse
26. Gino Mazzanti, B, Arkansas
27. Mitford Johnson, B, Baylor
28. John Adcock, T, Auburn
29. Bob Graham, B, Pennsylvania
30. Tom Blake, G, Cincinnati
(New York Bulldogs)

ALLOCATION

Chet Mutryn, B, Buffalo Bills
Bob Livingstone, B, Buffalo Bills
Allin Collins, E, Chicago Rockets
Art Donovan, DT, Buffalo Bills



Ernie Blandin



Art Donovan



Art Spinney

T-Ernie Blandin, DT-Art Donovan and G-Art Spinney are among the five players who were with the Colts prior to the club's entry into the NFL in 1953. They were joined by G-Sisto Averno and G-Dick Berwegan.

DRAFT HISTORY

COLTS FIRST ROUND DRAFT CHOICES

1953-Billy Vessels, HB, Oklahoma
 1954-Cotton Davidson, QB, Baylor
 1955-George Shaw, QB, Oregon
 (bonus)
 Alan Ameche, FB, Wisconsin
 1956-Lenny Moore, HB, Penn State
 1957-Jim Parker, T, Ohio State
 1958-Lenny Lyles, HB, Louisville
 1959-Jackie Burkett, C, Auburn
 1960-Ron Mix, T, Southern Cal
 1961-Tom Matte, HB, Ohio State
 1962-Wendell Harris, HB, LSU
 1963-Bob Vogel, T, Ohio State
 1964-Marv Woodson, HB, Indiana
 1965-Mike Curtis, FB, Duke
 1966-Sam Ball, T, Kentucky
 1967-Bubba Smith, T, Michigan State
 Jim Detwiler, HB, Michigan
 1968-John Williams, G, Minnesota
 1969-Eddie Hinton, FL, Oklahoma

1970-Norm Bulaich, RB, TCU
 1971-Don McCauley, RB, N. Carolina
 Leonard Dunlap, DB, N. Texas St.
 1972-Tom Drougas, T, Oregon
 1973-Bert Jones, QB, LSU
 Joe Ehrmann, DT, Syracuse
 1974-John Dutton, DE, Nebraska
 Roger Carr, WR, Louisiana Tech
 1975-Ken Huff, G, North Carolina
 1976-Ken Novak, DT, Purdue
 1977-Randy Burke, WR, Kentucky
 1978-Reese McCall, TE, Auburn
 1979-Barry Krauss, LB, Alabama
 1980-Curtis Dickey, RB, Texas A&M
 Derrick Hatchett, DB, Texas
 1981-Randy McMillan, RB, Pittsburgh
 Donnell Thompson, DE, N. Carolina
 1982-Johnie Cooks, LB, Mississippi St.
 Art Schlichter, QB, Ohio State

1983-John Elway, QB, Stanford
 1984-Leonard Coleman, CB, Vanderbilt
 Ron Salt, OG, Maryland
 1985-Duane Bickett, LB, Southern Cal
 1986-Jon Hand, DE, Alabama
 1987-Cornelius Bennett, LB, Alabama
 1988-No Selection
 1989-Andre Rison, WR, Michigan State
 1990-Jeff George, QB, Illinois
 1991-No Selection
 1992-Steve Emlman, DT, Washington
 Quentin Coryatt, LB, Texas A&M
 1993-Sean Dawkins, WR, California
 1994-Marshall Faulk, RB, San Diego St.
 Trev Alberts, LB, Nebraska
 1995-Ellis Johnson, DE/T, Florida
 1996-Marvin Harrison, WR, Syracuse
 1997-Tarik Glenn, OT, California
 1998-Peyton Manning, QB, Tennessee
 1999-Edgerin James, RB, Miami

1953 (1/22/53)

Pos: 1st

- Billy Vessels, HB, Oklahoma
- Bernie Flowers, E, Purdue
- Buck McPhail, FB, Oklahoma
- Tom Catlin, C, Oklahoma
- Jack Little, T, Texas A&M
- Jim Sears, HB, USC
- Bill Athey, G, Baylor
- Jim Frewett, T, Tulsa
- Bob Blair, TE, TCU
- John Cole, HB, Arkansas
- Gene Rossi, HB, Cincinnati
- Kaye Vaughn, G, Tulsa
- Bobby Moorhead, HB, Georgia Tech
- Frank Contintelli, G, Georgia Washington
- Buddy Sutton, HB, Arkansas
- Jim Curran, E, Dayton
- George Rambour, T, Dartmouth
- LeRoy Labat, HB, LSU
- Bill Powell, HB, California
- Pete Russo, T, Indiana
- Frank Kirby, T, Bucknell
- Merlin Gish, C, Kansas
- Mike Houseplan, G, Tulane
- Monte Brethauer, E, Oregon
- Joe Szombathy, E, Syracuse
- Scott Prescott, C, Minnesota
- Ray Graves, HB, Texas A&M
- Joe Sabal, HB, UCLA
- Jack Alessandrini, G, Notre Dame
- Tom Roche, T, Northwestern

- Robert Lade, G, Nebraska St. Tchrs. (244)
- Robert Meyer, T, Ohio State (255)
- Leon Hardeman, B, Georgia Tech (268)
- Donald Kerlin, B, Concordia (279)
- Pepper Rodgers, B, Georgia Tech (292)
- Jesus Esparza, T, N. Mexico A&M (303)
- William Sannett, C, Georgia Tech (316)
- Raymond Estrum, C, Westminster (327)
- Claude Talaferro, B, Illinois (340)
- Patrick Abbruzzi, B, Rhode Island (351)

- Don Schmidt, HB, Texas Tech (66)
- Bill Waters, T, Austin (78)
- Bill Koman, G, North Carolina (90)
- John Lewis, E, Michigan State (102)
- Gene Scott, HB, Centre (114)
- Dennis Shaw, E, North Texas State (126)
- Steve Myhra, G, North Dakota (138)
- Jack Hill, HB, Utah State (150)
- Ted Schwanger, HB, Tenn. Poly (162)
- John Polzer, LB, Virginia (174)
- Gene Hendrix, HB, Drake (186)
- Bill Danenhauer, E, Emporia (198)
- Earl Looman, G, Stetson (210)
- Bob Fyvie, T, Lafayette (222)
- Bob Hill, FB, Jackson (234)
- Jim Harness, HB, Mississippi State (246)
- Pat Del Vicario, G, Miss. Southern (258)
- Al Stephenson, T, Idaho State (270)
- Bobby Fox, HB, East Texas State (282)
- Bradley Mills, HB, Kentucky (294)
- Jim Lohr, G, Southeastern Missouri (306)
- Herb Hartwell, HB, Virginia (318)
- John Shearer, QB, Shepherd (330)
- Jim Rusher, E, Kansas State (342)
- Terry Sweeney, HB, M. Tenn. State (353)

1955 (1/27-28/55)

Pos: 2nd

- Bonus Pick. George Shaw, QB, Oregon
- Alan Ameche, B, Wisconsin (2)
 - Richard Szymanski, C, Notre Dame (15)
 - L.G. Dupre, B, Baylor (26)
 - Tom Faemster, E, Florida State (39)
 - Jack Palera, G, Oregon (43)
(Choice from New York)
 - George Preas, G, VPI (50)
 - Leo Lewis, B, Lincoln U. (Mo.) (52)
 - Frank McDonald, C, Miami (Fla.) (74)
 - Dale Meinert, G, Oklahoma A&M (87)
 - Walter Bryan, B, Texas Tech (98)
 - William Evans, G, Miami (Ohio)
(Choice from New York) (103)

- Jesse Arnette, E, Penn State (111)
- Emil Radik, B, Omaha (122)
- Dick Charovich, T, Miami (Ohio) (135)
- Pat Abbruzzi, B, Rhode Island (146)
- John Lee, B, Georgia Tech (159)
- Gerald Peterson, T, Texas (170)
- Dick Laswell, T, TCU (183)
- Wesley Clark, T, Miss. Southern (194)
- Charles Shepard, B, N. Texas St. (207)
- James Cobb, T, Abilene Christian (218)
- Charles Ciamicola, C, Lawrence Col. (231)
- Nick Manych, C, Mich. St. Normal (242)
- Jerry Welch, B, S. Dakota State (255)
- Dick McNamara, B, Minnesota (266)
- Alex Escovetter, B, Mex. City Col. (279)
- Richard Grann, T, Rhode Island (290)
- Marion Kinler, T, Bucknell (303)
- James Locke, T, VPI (314)
- Robert Myers, T, Ohio State (327)
- Bill Waters, T, Austin College (338)

1957 (11/27/56, 1/31/57)

Pos: 7th

1954 (1/28/54)

Pos: 4th

- Cotton Davidson, QB, Baylor (4)
- Larry Grigg, B, Oklahoma (15)
- James Kincaid, B, South Carolina (28)
- Thomas Allman, B, West Virginia (39)
- Don Ellis, B, Texas A&M (52)
- To Cleveland for C-Tom Cosgrove
- Glenn Turner, B, Georgia Tech (76)
- Dennis McCotter, G, Detroit U. (87)
- Robert Adams, G, Shippensburg St. (100)
- Robert Schoonmaker, B, Missouri (111)
- Robert Leberman, B, Syracuse (124)
- Donald Chell, T, Iowa (135)
- Chuck McMillan, B, John Carroll (148)
- Ordell Braase, T, S. Dakota State (159)
- Joseph D'Agostino, G, Florida (172)
- Alex Sandusky, C, Clarion St. Tchrs. (183)
- Thomas Adkins, C, Kentucky (196)
- Richard Shinaut, B, Texas Western (207)
- Charles Wenzlau, C, Miami (Oh.) (220)
- Raymond Berry, E, SMU (231)

1956 (11/29/55, 1/17/56)

Pos: 8th

- Lenny Moore, HB, Penn State (8)
- Dick Donlin, E, Hamline (20)
- Bob Pascal, HB, Duke (32)
- B.C. Inabinet, T, Clemson (42)
- Herb Gray, E, Texas (54)

- Jim Parker, T, Ohio State (7)
- Don Shinnick, LB, UCLA (19)
- Luke Owens, T, Kent State (31)
- Jackie Simpson, HB, Florida (43)
- Ron Underwood, HB, Arkansas (53)
- Bill Pricer, FB, Oklahoma (64)
- Reuben Soage, HB, Baylor (78)
- Jack Harmon, HB, E. Oregon State (89)
- Robert White, T, Oterbein (100)
- Joe Grisham, E, Austin Peay (114)
- Andy Nelson, QB, Memphis State (125)
- Don Simonic, T, Tennessee Poly (136)
- John Call, HB, Colgate (150)
- Joe Guido, HB, Youngstown (161)
- Hall Whitley, C, Texas A&I (172)
- 16A. Joe Cannavino, HB, Ohio State (184)
(From Pitt. for RB-Charles Shepard)
- 16B. Ed Prelock, T, Kansas (186)
- Dan Wisniewski, G, Pittsburgh (197)
- Jim Villa, HB, Allegheny (208)
- Charles Froehle, T, St. John's Minn. (222)
- Wall Livingston, HB, Heidelberg (233)
- Owen Mulholland, HB, Houston (244)
- Chet Van Atta, LB, Kansas (258)
- Connie Bird, E, Hardin-Simmons (269)
- Harwood Hoelt, E, S. Dakota State (280)

- 25. Harlon Geach, T, College of Idaho (294)
- 26. Joe Unitas, T, Louisville (305)
- 27. Len DeMalon, LB, St. Vincent's (Pa.) (316)
- 28. Walt Schneider, T, Colorado (330)
- 29. Bob Rasmussen, G, Minnesota (341)
- 30. Bob Bailey, E, Thiel (352)

1958 (12/2/57, 1/28/58 Pos: 10th)

- 1. Leonard Lyles, HB, Louisville (110)
- 2. Bob Stransky, HB, Colorado (231)
- 3. Joe Nicely, G, West Virginia (34)
- 4. Les Walters, E, Penn State (47)
- 5A. Raymond Brown, QB-HB, Mississippi (From Chi. Card, for DT-Tom Finnin) (49)
- 5B. To New York for RB-Henry Moore (57)
- 6. Bob Taylor, E, Vanderbilt (68)
- 7A. John Sample, HB, Maryland State (From Pittsburgh for B-Dick Young) (78)
- 7B. John Diehl, T, Virginia (81)
- 8. Floyd Peters, G, San Francisco State (92)
- 9. Harold Bullard, FB, Lenoir-Rhyne (105)
- 10. Ray Schamber, HB, South Dakota (116)
- 11. Bobby Jordan, HB, VMI (129)
- 12. Tommy Addison, T, South Carolina (140)
- 13. Jerry Richardson, E, Wofford (153)
- 14. Ken Hall, HB-FB, Texas A&M (164)
- 15. Les Carney, HB, Ohio (177)
- 16. Arch Malsos, G-LB, Michigan State (188)
- 17. James Reese, QB, Minnesota (201)
- 18. Dave Lloyd, C, Georgia (212)
- 19. Tim Murnen, G, Bowling Green (225)
- 20. Tom Forrestal, QB, Navy (236)
- 21. Jim Faulk, HB, Texas Christian (249)
- 22. Bob McKee, E, Monmouth (260)
- 23. Phil Parslow, HB, UCLA (273)
- 24. Bobby Sandlin, HB, Tennessee (284)
- 25. Jim Roundtree, HB, Florida (297)
- 26. Bob Grimes, G, Central Michigan (308)
- 27. George Dintiman, HB, Lock Haven (321)
- 28. Jim Murphy, T, East Tennessee State (332)
- 29. Doug Padgett, E, Duke (345)
- 30. Gary Lund, G, Utah State (356)

1959 (12/2/58, 1/21/59 Pos: 12th)

- 1. Jackie Burkett, C, LB, Auburn (12)
- 2. Dave Sherer, E, SMU (24)
- 3. To Detroit for DE-Ray Krouse (36)
- 4. Zeke Smith, G-LB, Auburn (48)
- 5. Hanson Churchwell, G-LB, Mississippi (60)
- 6. Palmer Pyle, T, Michigan State (72)
- 7. Harold Lewis, HB, Houston (84)
- 8. Tom Coffey, HB, West Texas State (96)
- 9. Tom Brown, G, Minnesota (108)
- 10. Don Stewart, E, SMU (120)
- 11. Tom Stephens, HB, Syracuse (132)
- 12. Richard Wood, QB, Auburn (144)
- 13. Rudy Smith, G-T, Mississippi (156)
- 14. Ferdie Burkett, HB, SE Oklahoma (168)
- 15. Ted Foret, T, Auburn (180)
- 16. Morris Keller, T, Clemson (192)
- 17. Leroy Bergan, T, South Dakota State (204)
- 18. Opie Bandy, E-LB, Tulsa (216)
- 19. Milton Cram, C-LB, Mississippi (228)
- 20. Paul Balonick, C-LB, NC State (240)
- 21. John Herrstein, FB, Michigan (252)
- 22. Lonny Leatherman, T, TCU (264)
- 23. Bob Davis, HB, Houston (276)
- 24. Bob Navagratz, G-LB, Army (288)
- 25. Ed Kieffer, HB, Syracuse (300)
- 26. Rene Lorio, HB, Mississippi Southern (312)
- 27. Thurman Terry, T, Rice University (324)
- 28. Fred Long, FB, Iowa (336)
- 29. Perry McGriff, E, Florida (348)
- 30. Blair Weese, FB, West Virginia Tech (360)

1960 (11/30/59 Pos: 10th)

- 1. Ron Mix, T, USC (110)
- 2A. Don Floyd, T, TCU (23)
- 2B. Marvin Terrell, G, Mississippi (From New York for QB-George Shaw) (24)
- 3. Jim Welch, HB, SMU (34)

- 4. Gerhard Schwedes, HB, Syracuse (47)
- 5. Marvin Lasater, HB, TCU (58)
- 6. Al Bansaogav, G, USC (71)
- 7. Jerry Beabout, T, Purdue (82)
- 8. Jim Colvin, T, Houston (95)
- 9A. Bob Hall, T, Kent State (103)
- 9B. Don Perkins, HB, New Mexico (From Philadelphia for BJimmy Carr) (106)
- 10A. Ernest Barnes, C, N. Carolina Col. (112)
- 10B. Bobby Boyd, QB, Oklahoma (From Wash. for G-Hanson Churchwell) (119)
- 11. Bob Wehking, C, Florida (130)
- 12. Bill Bucek, HB, Rice (143)
- 13. Jim Nemeth, C, South Carolina (154)
- 14. Dale Johannsen, T, Augustana Col. (167)
- 15. Larry Grantham, E, Mississippi (178)
- 16. George Boynton, HB, E. Texas State (191)
- 17. Jim Baever, T, Florida (202)
- 18. Dan Sheehan, T, Chattanooga (215)
- 19. Bill Carpenter, E, Army (226)
- 20. Bob Hogue, T, Shepherd (239)

1961 (12/27-28/60 Pos: 7th)

- 1A. Tom Matte, HB, Ohio State (14)
- 1B. To San Francisco for E-Dee Mackey (15)
- 2. Tom Gilburg, T, Syracuse (16)
- 3. Jerry Hill, HB, Wyoming (17)
- 4. Ken Gregory, E, Whittier (18)
- 5A. Ron Osborne, T, Clemson (19)
- 5B. Ed Dyas, FB, Auburn (From Pittsburgh for DB-Bert Rechichar) (20)
- 6. Don Kern, HB, VMI (21)
- 7. Ike Grimsley, HB, Michigan State (22)
- 8. Paul Terhes, QB, Bucknell (23)
- 9. Pete Nicklas, T, Baylor (24)
- 10. Bob Clemens, HB, Pitt (25)
- 11. Ralph White, T, Bowling Green (26)
- 12. Dick Reynolds, T, North Carolina State (27)
- 13. Dallas Garber, FB, Marietta (28)
- 14. Bob Hunt, T, SMU (29)
- 15. E.A. Sims, E, New Mexico State (30)
- 16. Tom Weisner, FB, Wisconsin (31)
- 17. Steve Jastrzembski, E, Pittsburgh (32)
- 18. Wilson Allison, T, Baylor (33)
- 19. Joe Novsek, T, Tulsa (34)
- 20. Al Kimbrough, HB, Northwestern (35)

1962 (12/4/61 Pos: 9th)

- 1. Wendell Harris, HB, Louisiana State (1)
- 2. Bill Saul, LB, Penn State (2)
- 3. Dan Sullivan, T, Boston College (3)
- 4. Jim Dillard, HB, Oklahoma State (4)
- 5A. To Green Bay for QB-Lamar McHan (5)
- 5B. Jerry Croft, G, Bowling Green (Choice from Pittsburgh) (6)
- 6. To Washington for DB-Gary Glick (7)
- 7. Fred Miller, T, Louisiana State (8)
- 8. Pete Brokaw, HB, Syracuse (9)
- 9A. Roy Walker, FB, Purdue (From Dallas for RB-Don Perkins) (10)
- 9B. Walt Rappold, QB, Duke (11)
- 10. Fred Moore, T, Memphis State (12)
- 11. Scott Tyler, HB, Miami, Ohio (13)
- 12. Bake Turner, HB, Texas Tech (14)
- 13. Charles Holmes, FB, Maryland State (15)
- 14. Stinson Jones, HB, VMI (16)
- 15. Joe Monte, G, Furman (17)
- 16. Ray Abruzzese, HB, Alabama (18)
- 17. Bill Knocke, HB, Fresno State (19)
- 18. Mel Rideout, QB, Richmond (20)
- 19. Fred Gillett, HB, Los Angeles State (21)
- 20. Herm McKee, HB, Washington State (22)

1963 (12/3/62 Pos: 5th)

- 1. Bob Vogel, T, Ohio State (1)
- 2A. John Mackey, E-HB, Syracuse (2)
- 2B. Butch Wilson, FB, Alabama (From Pittsburgh for DB-John Sample) (3)
- 3. To St. Louis for E-Dick Bielski (4)

- 4A. Jerry Logan, HB, West Texas State (1)
- 4B. Harlow Fullwood, T, Virginia Union (From Chicago for DB-Pete Manning) (2)
- 5. Bill Ventura, E, Richmond (3)
- 6. Jerry Cook, HB, Texas (4)
- 7. Willie Richardson, E, Jackson State (5)
- 8. Dave Hayes, FB, Penn State (6)
- 9. Don Trull, QB, Baylor (7)
- 10. Bill Stinkler, G, Missouri (8)
- 11. Winston Hill, T, Texas Southern (9)
- 12. Butch Maples, C, Baylor (10)
- 13. Paul Walters, T, Miami (Ohio) (11)
- 14. Neil Petties, E, San Diego State (12)
- 15. Leon Mavity, HB, Colorado (13)
- 16. Dick Quast, E, Memphis State (14)
- 17. Kern Carson, HB, San Diego State (15)
- 18. Luther Woodruff, T, North Carolina A&T (16)
- 19. Steve Barzansky, FB, West Virginia (17)
- 20. D.L. Hurd, E, San Francisco State (18)

1964 (12/2/63 Pos: 8th)

- 1. Marv Woodson, HB, Indiana (1)
- 2. Tony Loricck, HB, Arizona State (2)
- 3. To Dallas for RB-J.W. Lockett (3)
- 4. Ted Davis, HB, Georgia Tech (4)
- 5. Ed Lohamer, T, Michigan State (5)
- 6. Jim Mazurek, T, Syracuse (6)
- 7. Ken Sugarman, T, Whitworth (7)
- 8. John Williamson, LB, Louisiana Tech (8)
- 9. Vince Turner, HB, Missouri (9)
- 10. To Detroit for K-Jim Martin (10)
- 11. John Paglio, T, Syracuse (11)
- 12. Ken Graham, HB, Washington State (12)
- 13. Charlie Parker, T, Southern Mississippi (13)
- 14. John Case, E, Clemson (14)
- 15. Larry Kramer, T, Nebraska (15)
- 16. Roger Loppes, FB, Michigan State (16)
- 17. Don Green, HB, Susquehanna (17)
- 18. Alvin Hammond, HB, Southern U. (18)
- 19. Owen Dejanovich, T, ASU (Flagstaff) (19)
- 20. John Butler, FB, San Diego State (20)

1965 (11/28/64 Pos: 14th)

- 1. Mike Curtis, FB-LB, Duke (1)
- 2. Ralph Neely, T, Oklahoma (2)
- 3A. To San Francisco for WR-Raymond Berry (3)
- 3B. Glenn Ressler, G, Penn State (From Pittsburgh for HB-Marv Woodson, LB-Bill Saul) (4)
- 4A. Dave Johnson, HB, San Jose State (5)
- 4B. Martin Schottenheimer, LB, Pitt (From Washington for RB-J.W. Lockett) (6)
- 5. John McGuire, E, Syracuse (7)
- 6A. Al Atkinson, T, Villanova (8)
- 6B. Bob Felts, HB, Florida A&M (From New York for DB-Andy Nelson, WR-R.C. Owens) (9)
- 7. John Koloccek, T, Corpus Christi (10)
- 8. Roosevelt Davis, T, Tennessee A&I (11)
- 9. Tom Bleick, HB, Georgia Tech (12)
- 10. George Harold, HB, Allen U. (13)
- 11. Lamar Richardson, E, Fisk U. (14)
- 12. Ted Radosovich, G, Cincinnati (15)
- 13. Bruce Airheart, HB, North Dakota State (16)
- 14. Jerry Fishman, LB, Maryland (17)
- 15. Roy Hilton, E, Jackson State (18)
- 16. Steve Tensi, QB, Florida State (19)
- 17. Fred Reichardt, E, Wisconsin (20)
- 18. Charley King, HB, Purdue (21)
- 19. Barry Brown, E-LB, Florida (22)
- 20A. George Haffner, QB, McNeese State (23)
- 20B. Raymond Johnson, C, Prairie View (From Washington for K-Jim Martin) (24)

1966 (11/27/65 Pos: 15th)

- 1. Sam Ball, T, Kentucky (1)
- 2. Butch Allison, G, Missouri (2)
- 3. Rick Kestner, E, Kentucky (3)
- 4A. Rod Sherman, FL, Southern California (From Dallas for G/T-Ralph Neely) (4)
- 4B. Hoyle Granger, FB, Mississippi State (5)

- 5. Choice to Dallas
- 6. Stas Maliszewski, LB, Princeton
- 7A. Dave Ellis, T, North Carolina State
(From San Francisco for DT-Dan La Rose)
- 7B. Ray Perkins, FL, Alabama
- 8A. Gerald Allen, HB, Omaha
(From Minnesota for T-Larry Kramer)
- 8B. Jack White, QB, Penn State
- 9. Gerald Gross, HB, Auburn
- 10. Claude Brownlee, DE, Benedict
- 11. Eric Crabtree, DE, Pittsburgh
- 12. Jim Carter, G, Tennessee A&I
- 13. Bob Hadrick, E, Purdue
- 14. Jim Ward, QB, Gettysburg
- 15. Lee Garner, LB, Mississippi
- 16. Rod Stewart, E, Duke
- 17. Randy Matson, T, Texas A&M
- 18. Ed Toner, T, Massachusetts
- 19. Ken Duke, FB, Morgan State
- 20. Tom Carr, T, Morgan State

1967 (3/14/67) Pos: 20-18-19

- 1A. Bubba Smith, DE, Michigan State (1)
(From N.O. for QB-Gary Cuozzo, OL-Butch Allison & D17-67)
- 1B. Jim Detwiler, HB, Michigan (20)
- 2. Rick Volk, DB, Michigan (45)
- 3A. Norman Davis, G, Grambling
(From N.O. in QB-Gary Cuozzo trade)
- 3B. Leon Ward, LB, Oklahoma State (71)
- 4. Charles Stokes, DB, Maryland St. (100)
- 5. Ron Porter, LB, Idaho (126)
- 6A. Terry Southall, QB, Baylor
(From Atlanta for T-Lou Kirouac)
- 6B. To Atlanta for G-Dale Memmelar
- 7. Bo Rein, FL, Ohio State (179)
- 8A. Lee Anderson, DT, Bishop
(From St. L. for LB-Mike Strofalina)
- 8B. Cornelius Johnson, T, Va. Union (204)
- 9. Ron Kirkland, HB, Nebraska (229)
- 10. Leigh Gilbert, FB, Northern Illinois (258)
- 11. Herman Reid, T, St. Augustine's (290)
- 12A. Preston Pearson, DB, Illinois
(From Pittsburgh for G-Jim Carter)
- 12B. J.B. Christian, G, Oklahoma State (307)
- 13. Marc Allen, DT, West Texas State (335)
- 14. Pat Conley, LB, Purdue (359)
- 15. Bob Wade, DB, Morgan State (385)
- 16. Don Alley, FL, Adams State (413)
- 17. To N.O. in QB-Gary Cuozzo trade

1968 (1/30-31/68) Pos: 23-24

- 1. John Williams, T, Minnesota (23)
- 2. Bob Grant, LB, Wake Forest (50)
- 3. Rich O'Hara, E, Northern Arizona (78)
- 4. James Duncan, DB, Maryland St. (107)
- 5A. Paul Elzey, LB, Toledo (126)
(From N.Y. for DT-Bob Lurtsema)
- 5B. To Cleveland for P-David Lee
- 6. Choice to Atlanta
- 7. Anthony Andrews, HB, Hamp. Inst. (188)
- 8. Tommy Davis, DT, Tennessee A&I (216)
- 9. Terry Cole, FB, Indiana (242)
- 10A. Ocie Austin, DB, Utah State (257)
(From Wash. for RB-Gerald Allen)
- 10B. Ed Tomlin, FB, Hampton Inst. (270)
- 11. Bill Pickens, G, Houston (296)
- 12. James Jackson, DT, Jackson St. (324)
- 13. Howie Tenneser, G, Kent State (350)
- 14. Charles Mitchell, TE, Alabama St. (378)
- 15. Jeff Beaver, QB, North Carolina (404)
- 16. Walt Blackledge, FL, San Jose St. (432)
- 17. Roy Pederson, G, St. Coll. of Iowa (458)

1969 (1/28-29/69) Pos: 25th

- 1. Ed Hinton, FL, Oklahoma (25)
- 2A. Ted Hendricks, LB, Miami (33)
(From N.O. for RB-Tony Loric)
- 2B. Tom Maxwell, DB, Texas A&M (51)
- 3. Dennis Nelson, T, Illinois State (77)

- 4A. Jackie Stewart, FB, Texas Tech (87)
(From Wash. for RB-Gerald Allen)
- 4B. To Atlanta for G-Dan Grimm
- 5A. To Atlanta for G-Dan Grimm
- 5B. King Dunlap, DT, Tennessee A&I (129)
- 6. Bill Fortier, G, Louisiana State (154)
- 7A. Gary Fleming, LB, Stanford (163)
(From N.O. in QB-Gary Cuozzo trade)
- 7B. Roland Moss, RB, Toledo (181)
- 8. Sam Havrilak, DB, Bucknell (207)
- 9A. George Wright, DT, Sam Houston
(From Atlanta for C-Phil Sobocinski)
- 9B. Larry Good, QB, Georgia Tech (232)
- 10. Marion Griffin, TE, Purdue (259)
- 11. Kan Delaney, T, Akron (285)
- 12. Butch Riley, LB, Texas A&I (310)
- 13. Carl Mauck, LB, Southern Illinois (337)
- 14. Dave Barlett, LB, Colorado (363)
- 15. George Thompson, DB, Marquette (389)
- 16. Jim McMillan, FL, The Citadel (415)
- 17. Joe Cowan, FL, Johns Hopkins (441)

1970 (1/27-28/70) Pos: 18th

- 1. Norm Bulaich, RB, TCU (18)
- 2. Jim Bailey, DT, Kansas (44)
- 3A. Jim O'Brien, K-WR, Cincinnati (70)
- 3B. Ara Person, TE, Morgan State
(From Phil. for LB-Ron Parler)
- 4. Steve Smead, DT, Penn State (95)
(From Wash. for LB-Dennis Gaubatz)
- 4B. To Green Bay for T-Ron Kostelnik
- 5. Billy Newsome, DE, Grambling (122)
- 6. Ron Gardin, FL, Arizona (148)
- 7. Gordon Slade, QB, Davidson (174)
- 8. Bob Bouley, T, Boston College (199)
- 9. Barney Harris, CB, Texas A&M (226)
- 10. Dick Palmer, LB, Kentucky (252)
- 11. George Edwards, RB, Fairmont St. (278)
- 12. Don Burrell, FL, Angelo State (304)
- 13. Dave Polak, LB, Bowling Green (330)
- 14. Tom Curtis, S, Michigan (356)
- 15. Philip Gary, DE, Kentucky State (382)
- 16. Jack Mailand, RB, Williams (408)
- 17. Alvin Pearman, RB, Colgate (434)

1971 (1/28-29/71) Pos: 26th

- 1A. Don McCauley, RB, North Carolina (22)
(From Miami for Dan Shula)
- 1B. Leonard Dunlap, DB, N. Texas St. (26)
- 2. Bill Alessi, DT, Texas (52)
- 3. Karl Douglas, QB, Texas A&I (78)
- 4. To Pittsburgh for WR-Roy Jefferson
- 5. John Andrews, TE, Indiana (130)
- 6. Ken Frith, DT, Northeast Louisiana (156)
- 7. Gordon Bowdell, WR, Mich. St. (182)
- 8. Willie Bogan, DB, Dartmouth (207)
- 9. Bill Burnett, RB, Arkansas (234)
- 10. Rex Kern, QB, Ohio State (260)
- 11. Dave Jones, LB, Baylor (286)
- 12A. Bob Wuensch, T, Texas (294)
(From Pitt. for RB-Preston Pearson, DB-Ocie Austin)
- 12B. Bill Triplett, WR, Michigan State (312)
- 13. Tom Neville, LB, Yale (338)
- 14. Mike Mikolayunas, RB, Davidson (364)
- 15. Mike Hogan, LB, Michigan State (390)
- 16. Rich Harrington, DB, Houston (416)
- 17. Don Nottingham, RB, Kent State (441)

1972 (2/1-2/72) Pos: 22nd

- 1. Tom Drougas, T, Oregon (22)
- 2A. Jack Mildren, S, Oklahoma (46)
(From Oak. for DB-Tom Maxwell, D4 & D7-72)
- 2B. Glenn Doughty, WR, Michigan
(From Wash. for LB-Bob Grant)
- 2C. Lydell Mitchell, RB, Penn State (48)
- 3. To Oakland for WR-Eldridge Dickey
- 4A. To Oak. for LB-Bill Laskey & D2-72

- 4B. Eric Allen, WR, Michigan State (104)
(From S.D. for DT-George Wright)
- 5A. Don Croft, DT, Texas El Paso (115)
(From New England for DB-Ron Gardin)
- 5B. To New Orleans for G-John Shiners
- 6. Bruce Laird, S, American Intl. (152)
- 7A. John Sykes, RB, Morgan State (169)
(From Wash. for LB-Bob Grant)
- 7B. To Oak. for LB-Bill Laskey & D2-72
- 8A. Al Qualls, LB, Oklahoma (191)
(From S.D. for DT-George Wright)
- 8B. Van Brownson, QB, Nebraska (204)
- 9A. Gary Hambell, DT, Dayton (215)
(From G.B. for DT-Jim DeLisle)
- 9B. To Cleveland for LB-Tom Beutler
- 10. Dave Schilling, RB, Oregon State (256)
- 11. Fred DeBernardi, DE, Tex. El Paso (282)
- 12. Gary Theiler, TE, Tennessee (308)
- 13. Herb Washington, WR, Mich. St. (334)
- 14. John Morris, C, Missouri Valley (359)
- 15. Robin Parkhouse, LB, Alabama (386)
- 16. Gary Wickard, QB, C.W. Post (412)
- 17. Stan White, LB, Ohio State (438)

1973 (1/30-31/73) Pos: 10th

- 1A. Bert Jones, QB, Louisiana State (2)
(From N.O. for DE-Billy Newsome & D4-73)
- 1B. Joe Ehrmann, DT, Syracuse (10)
- 2. Mike Barnes, DE, Miami (35)
- 3A. Bill Olds, RB, Nebraska (61)
(From Houston for C-Bill Curry)
- 3B. Jamie Rotella, LB, Tennessee (62)
- 4A. Gary Palmer, T, Kansas (83)
(From Phil. for RB-Norm Bulaich)
- 4B. Ollie Smith, WR, Tennessee State
(From S.D. for DB-Leonard Dunlap)
- 4C. To New Orleans for D1-73
- 5. David Taylor, G, Catawba (114)
- 6. To N.O. for G-John Shiners
- 7. To Denver for TE-John Mosier
- 8A. Ray Oldham, DB, Mid. Tennessee (189)
(From San Diego for RB-Tom Matte)
- 8B. Bill Windauer, G, Iowa (191)
- 9. To Wash. for WR-Cotton Speyzer & D1-73
- 10. To N.Y. Jets for DT-Chuck Hinton
- 11. Dan Neal, C, Kentucky (270)
- 12. Bernard Thomas, DE, W. Michigan (295)
- 13. Tom Pierantozzi, QB, West Chester (322)
- 14. Ed Williams, RB, West Virginia (347)
- 15. Jackie Brown, DB, South Carolina (374)
- 16. Marty Januszkievicz, RB, Syracuse (399)
- 17. Guy Falkenhagen, T, N. Michigan (426)

1974 (1/29-30/74) Pos: 5th

- 1A. John Dutton, DE, Nebraska (5)
- 1B. Roger Carr, WR, Louisiana Tech
(From L.A. for OG-John Williams)
- 2A. Fred Cook, DE, Sou. Mississippi (32)
- 2B. Ed Shufflesworth, RB, Michigan
(From Phil. for RB-Norm Bulaich)
- 3A. Glenn Robinson, LB, Oklahoma St. (57)
- 3B. Robert Pratt, G, North Carolina
(From Denver for LB-Ray May)
- 4. Tony Ball, DB, Bowling Green (84)
- 5A. To Detroit for LB-Ed Mooney
- 5B. Doug Nettles, DB, Vanderbilt
(From Minn. for DB-Charlie Stukes)
- 6A. To Miami for RB-Hubert Ginn
- 6B. Danny Rhodes, LB, Arkansas
(From N.E. for DB-Jack Mildren)
- 7A. Noah Jackson, G, Tampa (161)
- 7B. Dan Dickel, LB, Iowa (170)
(From Denver for LB-Bill Laskey)
- 7C. Freddie Scott, WR, Amherst
(From Buffalo for TE-John Mosier)
- 8A. Greg Latta, TE, Morgan State (188)
- 8B. Paul Miles, RB, Bowling Green (198)
(From Denver for LB-Ray May)
- 9. To Wash. for WR-Cotton Speyzer & D1-73

- 10A. Bob Van Dyrne, G, Idaho (240)
- 10B. Glenn Ellis, DT, Elon (257)
(From L.A. for DB-Jerry Logan)
- 11. Tim Rudnick, DB, Notre Dame (265)
- 12A. Dave Simonson, T, Minnesota (292)
- 12B. Bob Babrowski, QB, Purdue (307)
(From Wash. for LB-Ed Mooney)
- 13. Randy Hall, DB, Idaho (317)
- 14. Ed Collins, WR, Rice (344)
- 15. Pat Kelly, LB, Richmond (369)
- 16. Dave Margavague, T, Kentucky (396)
- 17A. Tim Berro, WR, Massachusetts (421)
- 17B. Buzzy Lewis, DB, Florida State (436)
(From Wash. for OG-Cornelius Johnson)

1975 (1/28-29/75) Pos: 1st)

- 1A. To All. for OT-George Kunz & D1-75 (3)
- 1B. Ken Huff, G, North Carolina (3)
(From Atl. in OT-George Kunz trade)
- 2. To G.B. for LB-Tom Macleod & DB-75
- 3A. Mike Washington, DB, Alabama (53)
- 3B. Dave Pear, DT, Washington (56)
(From Chi. for rights to TE-Greg Latta)
- 4A. Marshall Johnson, RB, Houston (80)
- 4B. Paul Linford, DT, Brigham Young (93)
(From N.Y. Jets for DT-Jim Bailey)
- 5. Roosevelt Leaks, RB Texas (105)
- 6A. To Atl. in OT-George Kunz trade
- 6B. Don Westbrook, WR, Nebraska (131)
(From N.Y. Giants for DE-Roy Hilton)
- 7A. Kim Jones, RB, Colorado State (157)
- 7B. Steve Joachim, QB, Temple (160)
(From Chi. for rights to TE-Greg Latta)
- 7C. Derrel Luce, LB, Baylor (168)
(From Chi. for rights to TE-Greg Latta)
- 8A. John Bushong, DE, W. Kentucky (184)
- 8B. Greg Denboer, TE, Michigan (187)
(From Denver for T-Tom Drougas)
- 8C. Mario Cage, RB, NW Louisiana (192)
(From G.B. in LB-Ted Hendricks trade)
- 9. Royce McKinney, DB, Kentucky St. (209)
- 10. Phil Wagonheim, P, Maryland (236)
- 11. Dave Hazel, WR, Ohio State (288)
- 12. Brad Storm, LB, Iowa State (313)
- 13. John Roman, G, Idaho State (339)
- 14. Mike Smith, C, SMU (365)
- 15. John Goodie, RB, Langston (392)
- 16A. Bill Malouf, WR-DB, Mississippi (399)
- 16B. Mike Evavold, DT, Macalester (399)
(From S.F. in conditional trade)
- 16C. Bob Smith, DB, Maryland (409)
(From Oak. for D13 & D17-76)
- 17A. David McKnight, LB, Georgia (416)
- 17B. Mike Bengard, DE, NW Iowa (426)
(From S.F. in conditional trade)
- 17C. Frank Russell, WR, Maryland (440)
(From Oak. for D13 & D17-76)

1976 (4/8-9/76) Pos: 20th)

- 1. Ken Novak, DT, Purdue (20)
- 2. To Pitt. for rights to T-Ed George
- 3A. Ed Simonini, LB, Texas A&M (81)
- 3B. Ron Lee, RB, West Virginia (90)
(From T.B. for DB-Mike Washington)
- 4. To Pitt. for rights to T-Ed George Sanders Shiver, LB, Car-Newman (134)
(From Chi. for rights to G-N. Jackson)
- 5B. Mike Kirkland, QB, Arkansas (143)
(To Buffalo for LB-Jim Chevynski)
- 6. To Buffalo for LB-Jim Chevynski
- 7. To Chicago for D7-75 & D5-76
- 8. Ricky Thompson, WR, Baylor (228)
- 9. Stu Ivenick, T, Illinois (258)
- 10. Tim Baylor, DB, Morgan State (283)
- 11. Rick Gibney, DT, Georgia Tech (310)
- 12. Frank Stavroff, K, Indiana (339)
- 13. To Oakland for D16 & D17-75
- 14. Jeremiah Cummings, DE, Alb. (Ga.) St. (394)
- 15. Gary Alexander, T, Clemson (424)
- 16A. Mike Fuhrman, TE, Memphis St. (449)
(From Wash. for WR-Cotton Speyer)

- 16B. Steve Ludwig, C, Miami (Fla.) (451)
- 17. To Oakland for D16 & D17-75

1977 (5/3-4/77) Pos: 26th)

- 1. Randy Burke, WR, Kentucky (26)
- 2. Mike Ozadowski, DE, Virginia (53)
- 3. To St. Louis for DB-Norm Thompson
- 4. To Washington for RB-Herb Mul-Key
- 5. To N.O. for RB-Howard Stevens
- 6. Calvin O'Neal, LB, Michigan (163)
- 7. Blanchard Carter, T, Nev.-Las Vegas (193)
- 8. Kenneth Helms, T.C. Georgia (220)
- 9. Glen Capriola, RB, Boston College (247)
- 10. Ron Baker, G, Oklahoma State (277)
- 11. Brian Ruff, LB, The Citadel (304)
- 12. Bill Deutsch, RB, North Dakota (331)

1978 (5/2-3/78) Pos: 25th)

- 1. Reese McCall, TE, Auburn (25)
- 2. Mike Woods, LB, Cincinnati (52)
- 3. To San Francisco for C-Forest Blue
- 4. To Detroit for DT-Herb Orvis
- 5A. Frank Myers, OT, Texas A&M (117)
(From S.F. for QB-Marty Domer)
- 5B. To Kansas City for LB-Willie Lanier
- 6. Ben Garry, RB, S. Mississippi (161)
- 7. Jeff Logan, RB, Ohio State (191)
- 8. Monte Anthony, RB, Nebraska (218)
- 9. Dave Studdard, OT, Texas (245)
- 10. Dallas Owens, DB, Kentucky (275)
- 11. Henry Mason, WR, Cent. Missouri (302)
- 12. Bruce Allen, P, Richmond (329)

1979 (5/3-4/79) Pos: 6th)

- 1. Barry Krauss, LB, Alabama (6)
- 2. To Oakland for WR-Mike Siani
- 3A. To Tampa Bay for RB-Don Hardeman
- 3B. Kim Anderson, DB, Arizona State (69)
(From Houston for D3 & D7-79)
- 4. To Detroit for QB-Greg Landry
- 5. Larry Brazial, DB, USC (115)
- 6A. To Buffalo for DB-Dwight Harrison
- 6B. Jim Moore, OT, Ohio State (150)
(From Wash. for WR-Ricky Thompson)
- 7. To Houston for D3-79
- 8A. Steve Hinkreiter, LB, Notre Dame (197)
- 8B. Nesby Glasgow, DB, Washington (207)
(From Minn. for OT-Frank Myers)
- 9. Russ Henderson, P, Virginia (224)
- 10. Steven Stephens, TE, Oklahoma St. (254)
- 11. John Priestner, LB, W. Ontario (280)
- 12. Charles Green, WR, Kansas State (306)

1980 (4/29-30/80) Pos: 5th)

- 1A. Curtis Dickey, RB, Texas A&M (5)
- 1B. Derrick Hatchett, DB, Texas (24)
(From Dallas for DE-John Dutton)
- 2A. Ray Donaldson, C, Georgia (32)
- 2B. Tim Foley, OT, Notre Dame (51)
(From Dallas for DE-John Dutton)
- 3. To Detroit for QB-Greg Landry
- 4. Roy Butler, WR, USC (88)
- 5. To Kansas City for RB-Mark Bailey
- 6. Chris Foote, C, USC (144)
- 7. Wesley Roberts, DE, TCU (170)
- 8A. Ken Walter, OT, Texas Tech (195)
(From Detroit for LB-Stan White)
- 8B. To Denver for P-Bucky Dilts
- 9. Mark Bright, RB, Temple (227)
- 10. Larry Stewart, OT, Maryland (254)
- 11. Ed Wiley, TE, Kansas State (280)
- 12A. Randy Bielecki, K, Towson State (311)
- 12B. Marvin Sims, RB, Clemson (324)
(From Denver for RB-Don Hardeman)

1981 (4/28-29/81) Pos: 12-11)

- 1A. Randy McMillon, RB, Pittsburgh (12)
- 1B. Donnell Thompson, DT, N. Carolina (18)
(From Minn. for D2a, D2b & D5-81)
- 2A. To Minnesota for D1-81

- 2B. To Minnesota for D1-81
- 3. Randy Van Divier, OT, Washington (68)
- 4. Tim Sherwin, TE, Boston College (94)
- 5. To Minnesota for D1-81
- 6. Bubba Green, DT, N. Carolina St. (149)
- 7. Obed Atrii, K, Clemson (178)
- 8A. Ken Sitton, DB, Oklahoma (204)
- 8B. Hosea Taylor, DT, Houston (220)
(From Phil. for OG-Ron Baker)
- 9. Tim Gooch, DE, Kentucky (233)
- 10A. Gregg Carter, LB, N. Arizona (256)
(From S.F. for DT-Jim Krahl)
- 10B. Trent Bryant, DB, Arkansas (259)
- 11. Holden Smith, WR, California (288)
- 12. Eric Scoggins, LB, USC (315)

1982 (4/27-28/82) Pos: 2-1)

- 1A. Johnie Cooks, LB, Mississippi St. (2)
- 1B. Art Schlichter, QB, Ohio State (4)
(From L.A. for QB-Bert Jones)
- 2A. (Continued)
- 2B. Leo Wisniewski, NT, Penn State (28)
- 2B. Rohn Stark, P, Florida State (34)
(From L.A. for QB-Bert Jones)
- 3. James Burroughs, DB, Michigan St. (57)
- 4. Mike Pagel, QB, Arizona State (84)
- 5. Terry Crouch, OG, Oklahoma (113)
- 6. Pat Beach, TE, Washington State (140)
- 7. Fletcher Jenkins, NT, Washington (169)
- 8. Tony Laia, OG, Arizona State (196)
- 9. Tony Berryhill, C, Clemson (225)
- 10. Tom Deery, DB, Widener (252)
- 11. Lamont Meachom, DB, W. Kentucky (280)
- 12. Johnny Wright, RB, S. Carolina (307)

1983 (4/26-27/83) Pos: 1st)

- 1. John Elway, QB, Stanford (11)
- 2. Vernon Maxwell, LB, Arizona State (29)
- 3. George Achica, NT, USC (57)
- 4. Phil Smith, WR, San Diego State (85)
- 5. Sid Abramowitz, OT, Tulsa (113)
- 6A. To San Diego for K-Mike Wood
- 6B. Grant Faesel, C, Abilene Christian (161)
(From S.D. for DB-Bruce Laird)
- 7. Alvin Moore, RB, Arizona State (169)
- 8. To Denver for OT-Glenn Hyde
- 9A. Jim Mills, OT, Hawaii (225)
- 9B. Chris Rose, OT, Stanford (241)
(From Atl. for P-Dave Smigelsky)
- 10. Ronald Hopkins, DB, Murray St. (252)
- 11. Jim Bob Taylor, GB, Georgia Tech (280)
- 12. Carl Williams, WR, Tex. Southern (308)

1984 (5/1-2/84) Pos: 8th)

- 1A. Leonard Coleman, DB, Vanderbilt (8)
- 1B. Ron Salt, OG, Maryland (19)
(From Denver for QB-John Elway)
- 2. Blaise Winter, DT, Syracuse (35)
- 3. Chris Scott, DT, Purdue (66)
- 4A. Craig Curry, DB, Texas (93)
- 4B. George Wansley, RB, Miss. St. (103)
(From Seattle for WR-Roger Carr)
- 5A. Golden Tate, WR, Tennessee St. (120)
- 5B. Kevin Call, OT, Colorado State (130)
(From Seattle for OG-Robert Pratt)
- 6. Dwight Beverly, RB, Illinois (147)
(To Det. for OT-Karl Baldschwieler)
- 8. Eugene Daniel, DB, Louisiana St. (205)
- 9. To Dallas for K-Roul Allegre
- 10. To Detroit for WR-Tracy Porter
- 11. Bob Stowe, OT, Illinois (290)
- 12. Steve Hathaway, DE, W. Virginia (317)

1984 USFL SUPPLEMENTAL DRAFT

- 1. Paul Bergmann, TE, UCLA
- 2. Albert Bentley, RB, Miami
- 3. Byron Smith, DT, California

1985 (4/30-5/1/85) Pos: 5-4

1. Duane Bickett, LB, USC (5)
2. Don Anderson, DB, Purdue (32)
3. Anthony Young, DB, Temple (61)
3. Willie Broughton, DE, Miami (88)
5. Roger Caron, OT, Harvard (117)
6. To Dallas for OT-Steve Wright
7. James Harbour, WR, Mississippi (173)
8. Ricky Nichols, WR, East Carolina (200)
9. Mark Bayer, TE, USC (229)
10. Andre Pineset, DT, Cal-Fullerton (256)
11. To L.A. for DB-George Radachowsky
12. David Burnette, OT, C. Arkansas (312)

1986 (4/29-30/86) Pos: 7-6-5-4

- 1A. Jon Hand, DE, Alabama (4)
- 2B. Jack Trudeau, QB, Illinois (47)
3. To New Orleans for D1-86
4. Bill Brooks, WR, Boston University (86)
- 5A. Scott Keller, DT, Northern Illinois (117)
- 5B. Gary Walker, C, Boston University (124)
6. To L.A. for D7-a, D7-b & D12-86
- 7A. Steve O'Malley, NT, N. Illinois (171)
- 7B. Chris White, K, Illinois (172)
- 7C. Tommy Sims, DB, Tennessee (190)
8. To L.A. for D6-86
9. Trell Hooper, DB, Memphis State (198)
- 10A. Bob Brotzki, OT, Syracuse (228)
- 10B. To St. Louis for LB-Dave Ahrens
- 10B. Pete Anderson, C, Georgia (266)
11. To Buffalo for QB-Matt Herrmann
- 12A. Steve Wade, DT, Vanderbilt (309)
- 12B. Isaac Williams, DT, Florida State (326)
- 12C. To L.A. for D6-86

1987 (4/28/87) Pos: 2nd

1. Cornelius Bennett, LB, Alabama (2)
2. To Wash. for WR-Walter Murray
3. Chris Gambol, OT, Iowa (58)
4. Randy Dixon, OT, Pittsburgh (85)
5. Roy Banks, WR, Eastern Illinois (114)
6. Freddie Robinson, DB, Alabama (142)
7. Mark Bellini, WR, Brigham Young (170)
- 8A. To Tampa Bay for DB-John Holt
- 8B. Chuckie Miller, DB, UCLA (200)
9. To Buffalo for OT-Roger Caron
- 9A. To N.Y. Giants for DB-Kenny Daniel
- 9B. Bob Ontko, LB, Penn State (247)
10. To Cleveland for QB-Mike Pagel
10. Chris Goode, DB, Alabama (253)
11. Jim Reynolds, DE, Arizona State (281)
12. David Adams, RB, Arizona (309)

1988 (4/24-25/88) Pos: 21-20-22

1. To L.A. for RB-Eric Dickerson
2. To L.A. for RB-Eric Dickerson
3. Chris Chandler, QB, Washington (76)
4. Michael Ball, DB, Southern Univ. (104)
5. John Baylor, DB, S. Mississippi (129)
6. To Wash. for WR-Clarence Verdin
7. To N.Y. Giants for DT-Jerome Solly
8. To Buffalo for OT-Roger Caron
9. Jeff Herrod, LB, Mississippi (243)
10. O'Brien Alston, LB, Maryland (270)
11. Donnie Dee, TE, Tulsa (297)
- 12A. Aatron Kenney, WR, Wis.-St. Point (308)
- 12B. To Detroit for QB-Derrick Ramsey
- 12B. Tim Vestling, K, Syracuse (327)

1989 (4/30-5/1/89) Pos: 15-17-16

- 1A. To Seattle for LB-Freddy Young
- 1B. Andre Rison, WR, Michigan State (22)
2. To Phil. for OG-Ron Solt
3. To L.A. for RB-Eric Dickerson
4. Mitchell Benson, DT, TCU (72)
4. Pat Tomberlin, OT, Florida State (99)
5. To Washington for D4 & D8-90
6. Quintus McDonald, LB, Penn St. (155)

- 7A. Ivy Joe Hunter, RB, Kentucky (182)
- 7B. Charles Washington, DB, Cameron (185)
8. Kurt Larson, LB, Michigan State (212)
9. William Mackall, WR, Tenn.-Marlin (239)
10. Jim Thompson, OT, Auburn (266)
11. Wayne Johnson, QB, Georgia (296)
- 12A. William Dubose, RB, S.C. State (314)
- 12B. Steve Taylor, QB, Nebraska (323)

1990 (4/22-23/90) Pos: 12-11-14-13

- 1A. Jeff George, QB, Illinois (1)
- 1B. To Seattle for LB-Freddy Young
2. Anthony Johnson, RB, Notre Dame (36)
3. To San Diego for LB-Chip Banks
- 4A. Stacey Simmons, WR, Florida (83)
- 4B. William Schultz, OG, USC (94)
- 4C. Alan Grant, DB, Stanford (103)
- 4D. Pat Cunningham, OT, Texas A&M (106)
5. To Atlanta for D1 & D4-90
6. Tony Walker, LB, SE Missouri St. (148)
7. James Singletary, LB, E. Carolina (179)
- 8A. Ken Clark, RB, Nebraska (206)
- 8B. Harvey Wilson, DB, Southern Univ. (213)
9. Darvell Huffman, WR, Boston Univ. (232)
10. To Dallas for OT-Zefross Moss
11. Carnel Smith, DE, Pittsburgh (290)
- 12A. Gene Benhart, QB, W. Illinois (311)
- 12B. Dean Brandon, OG, Notre Dame (316)

1991 (4/21-22/91) Pos: 14-13

1. To Atlanta for D1 & D4-90
2. Shane Curry, DE, Miami (40)
3. Dave McCloughan, DB, Colorado (69)
4. Mark Vander Poel, OT, Colorado (96)
5. Kerry Cash, TE, Texas (125)
6. Mel Agee, DE, Illinois (152)
7. James Bradley, WR, Michigan St. (181)
8. Tim Bruton, TE, Missouri (208)
9. Howard Griffith, RB, Illinois (236)
10. Frank Giannetti, LB, Penn State (263)
11. Jerry Crafts, OT, Louisville (292)
12. Rob Luedke, C, Penn State (319)

1992 (4/26-27/92) Pos: 1st

- 1A. Steve Emtman, DT, Washington (1)
- 1B. Quentin Coryatt, LB, Texas A&M (2)
2. To L.A. for QB-Chris Chandler
3. Ashley Ambrose, DB, Miss. Val. St. (29)
- 4A. Rodney Culver, RB, Notre Dame (85)
- 4B. Anthony McCoy, NT, Florida (105)
5. To L.A. for RB-Eric Dickerson
5. Mavry Joy, RB, UCLA (113)
6. Shoun Habersham, WR, UT-Chat. (141)
7. Derek Steele, DE, Maryland (169)
- 8A. Jason Belsler, DB, Oklahoma (197)
- 8B. Ronald Humphrey, RB, Miss. Val. St. (212)
9. Eddie Miller, WR, South Carolina (225)
10. Stephen Grant, LB, West Virginia (253)
11. To L.A. for OT-Irv Pankey
12. Michael Brandon, DE, Florida (309)

1993 (4/25-26/93) Pos: 16-15-17

1. Sean Dowkins, WR, California (16)
- 2A. To Pittsburgh for D2 & D4-93
- 2B. Roosevelt Potts, RB, NE Louisiana (49)
- 3A. Ray Buchanan, DB, Louisville (65)
- 3B. To L.A. D3-93

- 4A. Derwin Gray, DB, Brigham Young (92)
- 4B. To Chicago for D4 & D6-93
- 4C. Devon McDonald, LB, Notre Dame (107)
5. To L.A. for D3-93
- 6A. Carlos Etheredge, TE, Miami (157)
- 6B. To Chicago for D4-93
7. Lewis Levis, RB, Nebraska (184)
8. Marquise Thomas, LB, Mississippi (211)

1994 (4/24-25/94) Pos: 2-3

- 1A. Marshall Faulk, RB, San Diego St. (2)
- 1B. Trev Alberts, LB, Nebraska (5)
2. Eric Mahlum, OG, California (32)
- 3A. Jason Mathews, OT, Texas A&M (67)
- 3B. To L.A. for D1-94
4. Bradford Banta, TE, USC (106)
5. John Cavington, DB, Notre Dame (133)
6. Lamont Warren, RB, Colorado (164)
7. Leuce Teichelman, DT, Texas A&M (196)

1995 (4/22-23/95) Pos: 15-16

1. Ellis Johnson, DE/T, Florida (15)
2. Ken Dilger, TE, Illinois (48)
3. Zack Crockett, RB, Florida State (79)
4. Roy McElroy, DB, Eastern Illinois (114)
5. Derek West, OT, Colorado (149)
6. Brian Gelzheiser, LB, Penn State (187)
7. Jessie Cox, LB, Texas-Southern (223)

1996 (4/20-21/96) Pos: 22-21-20-19-18

- 1A. Marvin Harrison, WR, Syracuse (19)
- 1B. To L.A. in QB-Jeff George trade
- 1B. To T.B. for QB-Craig Erickson
2. Dedicr Mathis, DB, Houston (51)
3. Scott Slutzker, TE, Iowa (82)
4. Brian Milne, RB, Penn State (115)
5. Steve Martin, DT, Missouri (151)
- 6A. Keith Conlin, OT, Penn State (191)
- 6B. Mike Cawley, QB, James Madison (205)
7. Adrian Robinson, DB, Baylor (232)

1997 (4/19-20/97) Pos: 19-18-17-21-20

1. Tarik Glenn, OT, California (19)
2. Adam Meadows, OT, Georgia (48)
- 3A. To San Francisco for D3-97, D5-97
- 3B. Bert Berry, LB, Notre Dame (84)
4. To San Francisco for D3-97
- 4A. Delmonico Montgomery, DB, Houston (117)
- 5A. Nathaniel Jaquet, WR, San Diego State (150)
- 5B. Carl Powell, DE, Louisville (156)
6. Scott Von Der Ahe, LB, Arizona St. (182)
7. Clarence Thompson, DB, Knoxville College (219)

1998 (4/18-19/98) Pos: 1st

1. Peyton Manning, QB, Tennessee (1)
2. Jerome Pathon, WR, Washington (32)
- 3A. To Carolina for President Bill Polian
- 3B. E.G. Green, WR, Florida State (71)
4. To Baltimore for QB-Jim Harbaugh
- 4A. To Baltimore for QB-Jim Harbaugh
- 4B. Steve McKinney, OG, Texas A&M (93)
- 5A. To Baltimore for D4-98, D5-98, D6-98
- 5A. To Baltimore for D4-98
- 5C. To Baltimore for D4-98
- 5B. Antonio Jordan, LB, Vanderbilt (135)
6. To Baltimore for D4-98
- 7A. Aaron Taylor, OL, Nebraska (190)
- 7B. Cory Gaines, DB, Tennessee (231)
- (Compensatory Pick)

1999 (4/17-18/99) Pos: 4-3-2

- | | | | |
|--|--|---------------------------------|-------|
| 1. Edgerrin James, RB, Miami (4) | 4A. Paul Miranda, DB, Central Florida (96) | 6. To S.F. with D4-99 for D4-99 | (210) |
| 2A. To Carolina for DB-Tyrone Poole | [From S.F. for D4-99, D6-99] | 7A. Hunter Smith, P, Notre Dame | (250) |
| 2B. Mike Peterson, LB, Florida (36) | 4B. To S.F. with D6-99 for D4-99 | 7B. Corey Terry, LB, Tennessee | |
| [From St. Louis for RB-Marshall Faulk] | 5A. To Pittsburgh for LB-Steven Conley | [Compensatory Pick] | |
| 3. Brandon Burlsworth, OG, Arkansas (63) | 5B. Brad Scioli, DE, Penn State (138) | | |
| | [From St. Louis for RB-Marshall Faulk] | | |

COLTS IN OVERTIME

| DATE | OPPONENT | SITE | COIN TOSS | SCORE | ELAPSED |
|------------|--|-----------------|-------------|---------|---------|
| 12/28/58* | N.Y. Giants RESULT: Alan Ameche 1 run | New York | N.Y. Giants | W 23-17 | 8:15 |
| 12/26/65* | Green Bay RESULT: Don Chandler 25 FG | Green Bay | Green Bay | L 10-13 | 13:39 |
| 12/14/75 | Miami RESULT: Toni Linhart 31 FG | Baltimore | Miami | W 10- 7 | 12:44 |
| 12/24/77** | Oakland RESULT: Dave Casper 10 pass from Ken Stabler | Baltimore | Colts | L 31-37 | 15:43 |
| 9/ 9/79# | Tampa Bay RESULT: Neil O'Donoghue 31 FG | Baltimore | Colts | L 26-29 | 1:41 |
| 9/ 4/83# | New England RESULT: Johnie Cooks 52 fumble return | Foxboro | New England | W 29-23 | 0:30 |
| 9/25/83 | Chicago RESULT: Raul Allegre 33 FG | Baltimore | Colts | W 22-19 | 4:51 |
| 9/ 4/88# | Houston RESULT: Tony Zendejas 35 FG | Indianapolis | Colts | L 14-17 | 3:51 |
| 10/29/89 | New England RESULT: Greg Davis 51 FG | Indianapolis | New England | L 20-23 | 9:57 |
| 12/10/89 | Cleveland RESULT: Mike Prior 58 interception return | Indianapolis | Cleveland | W 23-17 | 10:54 |
| 12/ 8/91 | New England RESULT: Michael Timpson 45 pass from Hugh Millen | Foxboro | Colts | L 17-23 | 8:55 |
| 10/11/92 | N.Y. Jets RESULT: Dean Biasucci 47 FG | Indianapolis | Colts | W 6- 3 | 3:01 |
| 11/15/92 | New England RESULT: Charlie Baumann 18 FG | Indianapolis | Colts | L 34-37 | 3:25 |
| 11/29/92 | Buffalo RESULT: Dean Biasucci 40 FG | Indianapolis | Colts | W 16-13 | 3:51 |
| 9/ 3/95# | Cincinnati RESULT: Doug Pelfrey 47 FG | Indianapolis | Cincinnati | L 21-24 | 2:36 |
| 9/10/95 | N.Y. Jets RESULT: Mike Cofer 52 FG | East Rutherford | N.Y. Jets | W 27-24 | 4:27 |
| 10/ 8/95 | Miami RESULT: Cary Blanchard 27 FG | Miami | Colts | W 27-24 | 4:58 |
| 10/ 6/96 | Buffalo RESULT: Steve Christie 39 FG | Buffalo | Colts | L 13-16 | 9:22 |
| 12/ 1/96 | Buffalo RESULT: Cary Blanchard 49 FG | Indianapolis | Buffalo | W 13-10 | 8:14 |
| 9/ 27/98 | New Orleans RESULT: Cam Cleeland 33 pass from Danny Wuerffel | Indianapolis | New Orleans | L 13-19 | 6:10 |
| * Playoffs | ** Playoffs (Double Overtime) | # Season Opener | | | |

MISCELLANEOUS BREAKDOWN

| OVERALL | 10-10 | PLAYOFFS | 1-2 | BALTIMORE (1953-83) | INDIANAPOLIS (1984-Present) | | |
|-----------------------|------------|----------|-----|---------------------|-----------------------------|---------|-----|
| Home | 6-7 | Home | 0-1 | Overall | 4-3 | Overall | 6-7 |
| Away | 4-3 | Away | 1-1 | Home | 2-2 | Home | 4-5 |
| | | | | Away | 2-1 | Away | 2-2 |
| WIN COIN TOSS | 4-6 | | | | | | |
| LOSE COIN TOSS | 6-3 | | | | | | |

RECORD BY OPPONENT

| | | | |
|-------------|----------|-------------|----------|
| Buffalo |2-1 | New Orleans |0-1 |
| Chicago |1-0 | N.Y. Giants |1-0 |
| Cincinnati |0-1 | N.Y. Jets |2-0 |
| Cleveland |1-0 | Oakland |0-1 |
| Green Bay |0-1 | Tampa Bay |0-1 |
| Miami |2-0 | Tennessee |0-1 |
| New England |1-3 | | |

TRADE HISTORY

Trades from 1960-present are as complete as possible, errors will be changed with documentation; Numbers in parentheses denote overall draft pick; (*) denotes trade was cancelled by unmet condition; Players obtained through traded draft picks are identified.

- 1999 (2)
4/18 D4-99 (99), D6-99 (171) to San Francisco for D4-99 (96).
Colts-**DB-PAUL MIRANDA**, S.F.-**DB-ANTHONY PARKER**,
WR-TAI STREETS.
4/15 **RB-MARSHALL FAULK** to St. Louis for D2-99 (36), D5-99
(138). Colts-**LB-MIKE PETERSON**, **DE-BRAD SCIOLI**.
- 1998 (6)
8/30 D5-99 (136) to Pittsburgh for **DL-STEVEN CONLEY**, **Pit-TE-
JERAME TUMAN**.
8/30 **TE-SCOTT SLUTZKER** to New Orleans for **LB-ANDRE ROYAL**.
7/23 D2-99 (34) to Carolina for **DB-TYRONE POOLE**, **Car-T-
CHRIS TERRY**.
4/19 D4-98 (103-Bal.), D5-98 (124), D6-98 (154) to Baltimore for
D4-98 (93-Ind.), Colts-**OG-STEVE MCKINNEY**, **Bal-DT-
CHASE MARTIN**, **LB-RON ROGERS**, dealt D4-98 (103).
3/26 **QB-PAUL JUSTIN** to Cincinnati for D5-98 (135). Colts-**LB
ANTHONY JORDAN**.
2/17 **QB-JIM HARBAUGH**, D4-98 (93) to Baltimore for D3-98
(71), D4-98 (103). Colts-**WR-E.G. GREEN**, dealt D4-98.
Ravens dealt D4-98 (93).
- 1997 (2)
12/22 D3-98 (62) to Carolina for **BILL POLIAN**, **Car-DE-CHUCK
WILEY**.
4/19 D3-97 (77) to San Francisco for D3-97 (86), D5-97 (156).
Colts-**LB BERT BERRY**, **DE-CARL POWELL**. S.F.-**TE-
GREG CLARK**.
- 1995 (1)
4/27 D1-96 (22), D4-96(*) to Tampa Bay for **QB-CRAIG
ERICKSON**. **TB-DT-MARCUS JONES**.
- 1994 (2)
4/24 D1-94 (7-Ail.), D3-94 (83-Ail.) to L.A. Rams for D1-94 (5).
Colts-**LB-TREV ALBERTS**. L.A.-**RB-JAMES BOSTIC**, dealt D1-
94.
3/24 **QB-JEFF GEORGE** to Atlanta for D1-94 (7), D3-94 (83), D1-
96 (19). Colts-dealt D1-94, D3-94 to Rams for D1-94, chose
WR-MARVIN HARRISON.
- 1993 (3)
4/25 D2-93 (44) to Pittsburgh for D2-93 (49), D4-93 (107-S.D.).
Colts-**RB-ROOSEVELT POITTS**, **LB-DEVON McDONALD**.
Pit-LB-CHAD BROWN.
4/25 D3-93 (73), D5-93 (127) to L.A. Rams for D3-93 (65)
Colts-**DB-RAY BUCHANAN**. L.A.-**RB-RUSSELL WHITE**,
G-CHUCK BELIN.
4/25 D4-93 (100), D6-93 (156-G.B.) to Chicago for D4-93 (92).
Colts-**DB-DERWIN GRAY** Chi-**LB-MYRON BAKER**, dealt
D6-93.
- 1992 (2)
8/19 **DB-DAVE McCLOUGHAN** to Green Bay for D6-93 (156).
Colts dealt pick to Bears for D4-93.
4/26 **RB-ERIC DICKERSON** to L.A. Raiders for D4-92 (105-Dal.),
D8-92 (212). Colts-**DT-TONY McCoy**, **RB-RONALD
HUMPHREY**.
- 1991 (2)
9/5 D3-92 (57), D11-92 (281) to L.A. Rams for **OT-IRV PANKEY**.
LA-DT-MARC BOUTTE, **LB-BRIAN TOWNSEND**.
8/20 D9-92(*) to L.A. Raiders for **TE-ROBERT TYLER**.
- 1990 (2)
8/6 **QB-CHRIS CHANDLER** to Tampa Bay for D1-92 (2). Colts-
LB-QUENTIN CORYATT.
4/22 **OT-CHRIS HINTON**, **WR-ANDRE RISON**, D5-90 (121),
D1-1991 (13) to Atlanta for D1-90 (11), D4-90 (83).
Colts-**QB-JEFF GEORGE**, **WR-STACEY SIMMONS**.
Atl-**TE-REGGIE REDDING**, **WR-MIKE PRITCHARD**.
- 1989 (5)
10/17 D3-90 (67) to San Diego for **LB-CHIP BANKS**. SD-**WR-
WALTER WILSON**.
8/22 **NT-CHUCK EHIN** to Dallas for D10-90(*).
8/22 D10-90 (259) to Dallas for **OT-ZEFROSS MOSS**. Dallas
dealt pick.
8/21 D11-90(*) to Denver for **OT-BILL CONTZ**.
4/23 D5-89 (129) to Washington for D4-90 (103), D8-90 (213).
Colts-**DB-ALAN GRANT**, **DB-HARVEY WILSON**.
Wash-**DB-TIM SMILEY**.
- 1988 (10)
10/5 **OG-RON SOLT** to Philadelphia for D1-89 (22), D4-90 (106).
Colts-**WR-ANDRE RISON**, **OT-PAT CUNNINGHAM**.
9/9 D1-89 (15), D1-90 (10) to Seattle for **LB-FREDD YOUNG**.
Sea-**OT-ANDY BECK**, dealt D1-90.
8/30 D12-89(*) to Cleveland for **LB-ANTHONY GRIGGS**.
8/15 **TE-TIM SHERWIN** to N.Y. Giants for D7-89 (185). Colts-
DB-CHARLES WASHINGTON.
7/8 **DB-LEONARD COLEMAN** to San Diego for D12-90 (311).
Colts-**QB-GENE BENHART**.
5/5 D12-89(*) to Pittsburgh for **TE-KEN WOODARD**.
4/29 **QB-JOE FERGUSON** to Tampa Bay for D12-89 (314). Colts-
RB-WILLIAM DuBOSE.
4/27 D11-89(*) to San Diego for **QB-MARK HERRMANN**.
4/27 D12-89(*) to Atlanta for **WR-CHARLIE BROWN**.
3/29 D6-88 (159) to Washington for **WR-CLARENCE YERDIN**.
Wash-**QB-STAN HUMPHRIES**.
- 1987 (7)
10/31 Rights to **LB-CORNELIUS BENNETT** to Buffalo for D1-88
(14), D1-89 (26), D2-89 (53). **RB-GREG BELL**, then sent
package and own D1-88 (20), D2-88 (47), D2-89 (45).
RB-OWEN GILL to L.A. Rams for **RB-ERIC DICKERSON**.
LA-WR-AARON COX, **LB-FRED STRICKLAND**,
LB-FRANK STAMS (with Colts picks), **RB-GASTON
GREEN**, **RB-CLEVELAND GARY**, **DB-DARRYL HENLEY**
(with Bills picks).
10/1 Cash to Pittsburgh for **DT-MARK SMYTHE**.
9/3 D7-88 (186) to N.Y. Giants for **NT-JEROME SALLY**.
NYG-TE-DANTA WHITAKER.
9/1 **TE-DERRICK RAMSEY** to Detroit for D12-88 (308).
Colts-**WR-AATRON KENNY**.
8/25 D12-89(*) to Detroit for **DB-DEMETRIUS JOHNSON**.
4/15 **OT-ROGER CARON** to Buffalo for D8-87 (200). Colts-
DB-CHUCKIE MILLER. Colts sent D8-88 (213) to Buffalo
when **CARON** retired. Buf-**DT-JEFF WRIGHT**.
4/1 D12-88(*) to N.Y. Jets for **DB-KIRK SPRINGS**.
- 1986 (9)
10/7 D2-87 (30) to Washington for rights to **WR-WALTER
MURRAY**. Wash-**DB-BRIAN DAVIS**.
8/26 D9-87 (225) to N.Y. Giants for **DB-KENNY DANIEL**. **NYG-
OG-STAN PARKER**.
8/13 D8-87 (197) to Tampa Bay for **DB-JOHN HOLT**.
TB-NT-STAN MATAELE.
5/23 **QB-MIKE PAGEL** to Cleveland for D9-87 (247).
Colts-**LB-BOB ONTKO**.
5/22 D10-86(*) to Detroit for **LB-ROOSEVELT BARNES**.
5/19 **DT-JIM MILLS** to Denver for D10-87(*).
4/29 D6-86 (144) to L.A. Rams for D7-86 (172-Hou.), D7-86 (190),
D12-86 (326). Colts-**K-CHRIS WHITE**, **DB-TOMMY SIMS**,
DT-ISAAC WILLIAMS. L.A.-**OT-ROBERT COX**.
4/29 D2-86 (33), D5-87(*) to Dallas for **QB-GARY HOGEBOUM**,
D2-86 (47). Colts-**QB-JACK TRUDEAU**. Dal-**RB-DARRYL
CLACK**.
4/18 D1-86 (6), D3-86 (60) to New Orleans for D1-86 (4). Colts-
DE-JON HAND. NO-**OT-JIM DOMBROWSKI**, **LB-PAT
SWILLING**.
- 1985 (8)
8/28 D10-86 (255) to St. Louis for **LB-DAVE AHRENS**.
Stl-**WR-WES SMITH**.

- 8/14 D11-86 (282) to Buffalo for **QB-MATT KOFLER**.
Buf-**DE-BILLY WITT**.
- 8/ 3 D10-86(*) to New England for **LB-TIM GOLDEN**.
- 8/ 1 **LB-VERNON MAXWELL** to San Diego for D5-86 (124).
Colts-**C-GARY WALKER**.
- 7/25 **RB-ALVIN MOORE** to Detroit for **WR-ROBBIE MARTIN**.
- 7/23 D12-86(*) to St. Louis for **TE-EDDIE MCGILL**.
- 5/16 **WR-VICTOR OATIS** to Cleveland for D12-86(*).
- 4/10 **QB-MARK HERRMANN** to San Diego for D10-86 (266).
Colts-**C-PETE ANDERSON**.
- 1984 (1)**
- 8/27 D11-85 (285) to L.A. Rams for **DB-GEORGE RADACHOWSKY**. LA-**QB-DOUG FLUTIE**.
- 1983 (7)**
- 8/31 **LB-MARK JERUE** to L.A. Rams for **QB-MARK REED**.
- 8/29 D10-84 (259) to Detroit for **WR-TRACY PORTER**. Det-**DB-WILLIAM FRIZZELL**.
- 8/29 D9-84 (232) to Dallas for **K-RAUL ALLEGRE**. Dal-**OL-JOHN HUNT**.
- 8/27 D6-85 (144) to Dallas for **OT-STEVE WRIGHT**. Dal-**DT-KURT PLOEGER**.
- 8/18 **TE-REESE McCALL** to Tampa Bay for D7-84(*)
- 7/28 D7-84 (178) to Detroit for **OT-KARL BALDISCHWILER**.
Det-**LB-JIMMIE CARTER**.
- 5/ 2 **QB-JOHN ELWAY** to Denver for **OG-CHRIS HINTON**, **QB-MARK HERRMANN** and D1-84 (19),Colts-**OG-RON SOLT**.
- 1982 (7)**
- 9/ 6 D8-83 (197) to Denver for **OL-GLENN HYDE**. Den-**QB-GARY KUBIAK**.
- 9/ 4 **WR-ROGER CARR** to Seattle for D4-84 (103). Colts-**RB-GEORGE WONSLEY**.
- 8/31 D12-83(*) to Pittsburgh for **LB-ZACK VALENTINE**.
- 8/31 **P-DAVE SMIGELSKY** to Atlanta for D9-83 (242). Colts-**OT-CHRIS ROSE**.
- 7/13 **OG-ROBERT PRATT** to Seattle for D5-84 (130). Colts-**OT-KEVIN CALL**.
- 5/26 **DB-BRUCE LAIRD** to San Diego for D6-83 (161). Colts-**C-GRANT FEASEL**.
- 4/27 **QB-BERT JONES** to L.A. Rams for D1-82 (4), D2-82 (34).
Colts-**QB-ART SCHLICHTER**, **R-ROHN STARK**.
- 1981 (5)**
- 8/31 D6-83 (141) to San Diego for **K-MIKE WOOD**. SD-**WR-TRUMAINE JOHNSON**.
- 7/22 **DE-FRED COOK** to Washington for D9-82(*).
- 7/15 **LB-LYLE BLACKWOOD** to N.Y. Giants for D12-82(*).
- 4/28 D2-81 (39), D2-81 (52-L.A.), D5-81 (123) to Minnesota for D1-81 (18). Colts-**DE-DONNELL THOMPSON**. Min-**WR-MARDY McDOLE**, **RB-JARVIS REDWINE**, **DE-WENDELL RAY**.
- 4/28 **RB-JOE WASHINGTON** to Washington for D2-81 (52-L.A.).
Colts dealt pick to Vikings for D1-81.
- 1980 (6)**
- 9/23 **DT-JIM KRAHL** to San Francisco for D10-81 (256). Colts-**LB-GREGG GERKEN**.
- 8/26 **OG-RON BAKER** to Philadelphia for D8-81 (220). Colts-**DT-HOSEA TAYLOR**.
- 8/14 D10-81(*) to Atlanta for **LB-BRIAN CABRAL**.
- 4/30 **RB-DON HARDEMAN** to Denver for D12-80 (324). Colts-**RB-MARVIN SIMS**.
- 4/24 **LB-STAN WHITE** to Detroit for D8-80 (195). Colts-**T-KEN WALTER**.
- 4/ 9 D5-80 (114) Kansas City for **RB-MARK BAILEY**. KC-**WR-CARLOS CARSON**.
- 1979 (5)**
- 10/ 9 **DE-JOHN DUTTON** to Dallas for D1-80 (24), D2-80 (51).
Colts-**DB-DERRICK HATCHETT**, **T-TIM FOLEY**.
- 8/21 D8-80 (197) to Denver for **P-BUCKY DILTS**. Den-**WR-DON COLEMAN**.
- 5/31 **LB-CALVIN O'NEAL** to Tampa Bay for D12-80(*).
- 5/ 3 D3-79 (72-Oak.), D7-79 (171) to Houston for D3-79 (69-
Wash.). Colts-**DB-KIM ANDERSON**. Hou-**RB-KENNY KING**, **DB-TIM RIES**.
- 4/30 D4-79 (88), D5-79 (131-S.D.), D3-80 (62) to Detroit for
- QB-GREG LANDRY**. Det-**TE-ULYSSES NORRIS**, **C-WALT BROWN**, **WR-MIKE FRIEDE**.
- 1978 (8)**
- 8/28 **RB-LYDELL MITCHELL** to San Diego for **RB-JOE WASHINGTON**, D5-79 (131). Colts dealt pick to Lions for **QB-GREG LANDRY**.
- 8/28 D6-79 (141) and cash to Buffalo for **DB-DWIGHT HARRISON**. Buf-**G-MIKE BURROW**.
- 8/22 **WR-RICKY THOMPSON** to Washington for D6-79 (150).
Colts-**T-JIMMY MOORE**.
- 8/16 **OT-FRANK MYERS** to Minnesota for D8-79 (207). Colts-**DB-NESBY GLASGOW**.
- 8/14 D3-79 (60) to Tampa Bay for **RB-DON HARDEMAN**. TB-**RB-JERRY ECKWOOD**.
- 7/22 **TE-RAYMOND CHESTER**, D2-79 (33) to Oakland for **WR-MIKE SIANI**, D3-79 (80). Colts dealt pick to Oilers for **DB-KIM ANDERSON**. Raiders dealt pick.
- 5/ 1 **WR-FREDDIE SCOTT**, D4-78 (107) to Detroit for **DT-HERB ORVIS**. Det-**G-HOMER ELIAS**.
- 4/24 D5-78 (134) to Kansas City for **LB-WILLIE LANIER**. KC-**WR-ROBERT WOODS**.
- 1977 (1)**
- 9/ 6 D7-78(*) to Green Bay for **DE-ALDEN ROCHE**,
D3-77 (80) to St. Louis for **DB-NORM THOMPSON**.
StL-**RB-TERDELL MIDDLETON**.
- 1976 (5)**
- 8/30 **QB-MARTY DOMRES** to San Francisco for D5-78 (117) and
cash. Colts-**OT-FRANK MYERS**.
- 7/ 2 **K-ROD GARCIA** to Tampa Bay for cash.
- 6/25 **T-ED GEORGE** to Philadelphia for cash.
- 4/ 2 **T-DENNIS NELSON** to Philadelphia for **QB-BILL TROUP**.
- 4/ 2 **DB-MIKE WASHINGTON** to Tampa Bay for D3-76 (90) and
cash. Colts-**RB-RON LEE**.
- 1975 (18)**
- 9/15 D2-77(*), D3-78 (79) to San Francisco for **C-FORREST BLUE**,
D15-76(*), D16-76(*). SF-**G-ERNIE HUGHES**.
- 9/ 9 D5-77 (136) to New Orleans for **RB-HOWARD STEVENS**.
NO-**T-DAVE HUBBARD**.
- 8/23 **T-DENNIS NELSON** to Washington for D12-76(*),
D4-77(*-Balt.), D2-78(*), D3-78(*), D5-78(*).
- 8/19 **DT-PAUL LINFORD** to Green Bay for D4-76(*).
- 8/ 7 **WR-DAVE HAZEL** to Minnesota for D8-76(*).
- 7/29 **TE-RON MAYO** to San Diego for D6-76(*).
- 7/18 D6-76 (175) to Buffalo for **LB-JIM CHEYUNSKI**. Buf-
RB-DARNELL POWELL.
- 7/18 D3-76(*) to Houston for **LB-AL COWLING**.
- 6/ 2 D4-77 (110) to Washington for **RB-HERB MUL-KEY**. Wash.
dealt pick.
- 5/ 2 **TE-LARRY CHRISTOFF** to N.Y. Giants for rights to **DB-JIM SIMS**.
- 4/14 D2-76 (47), D4-76 (112) to Pittsburgh for rights to **T-ED GEORGE**. Pitt-**QB-MIKE KRUCZEK**,
DB-WONDER MONDS.
- 1/29 D13-76 (367), D17-76 (478) to Oakland for D16-75 (419),
D17-75 (440). Colts-**DB-ROBERT SMITH**, **WR-FRANK RUSSELL**. Oak-**DE-CRAIG CRNICK**, **DB-BUDDY TATE**.
- 1/29 D15-76(*), D16-76(*) to San Francisco for D16-75 (399),
D17-75 (426). Colts-**DT-MIKE EVAVOLD**, **DE-MIKE BENGARD**.
- 1/29 **WR-COTTON SPEYER**, **OG-GLENN RESSLER** to
Washington for D12-75(*), D16-76 (449). Colts-**TE-MIKE FURHMAN**.
- 1/28 Rights to **G-NOAH JACKSON**, D7-76 (201) to Chicago for
D7-75 (168-NY), D5-76 (134). Colts-**LB-DERREL LUCE**,
LB-SANDERS SHIVER. Chi. dealt pick.
- 1/28 **DT-JIM BAILEY** to N.Y. Jets for D4-75 (93). Colts-**DT-PAUL LINFORD**.
- 1/28 Rights to **TE-GREG LATTA** to Chicago for D3-75 (56), D7-75
(160). Colts-**DT-DAVID PEAR**, **QB-STEVE JOACHIM**.
- 1/23 D1-75 (1), D6-75 (132) to Atlanta for **OT-GEORGE KUNZ**,
D1-75 (3). Colts-**OG-KEN HUFF**. Atl-**QB-STEVE BARTKOWSKI**, **LB-FULTON KUYKENDALL**.
- 1974 (11)**
- 9/12 D10-75 (246) to Houston for **TE-RON MAYO**.
- 8/23 **T-TOM DROUGAS** to Denver for D8-75 (187). Colts-

- TE-GREG DENBOER.**
 8/13 **LB-TED HENDRICKS**, D-75 (28) to Green Bay for **LB-TOM MacLEOD**, D-875 (192). Colts-**RB-MARIO CAGE**. GB dealt pick.
- 8/ 8 Cash to Denver for **LB-MIKE KACZMAREK**.
 8/ 7 **C-FRED HOAGLIN** to Houston for D10-75 (246). Colts dealt pick to Oilers for **TE-RON MAYO** (9/12).
- 7/25 **TE-TOM MITCHELL** to San Francisco for D3-75 (53), D7-76 (201). Picks were part of **G-ELMER COLLETT**, **DB-MIKE SIMPSON** trades.
- 6/11 **DE-ROY HILTON** to N.Y. Giants for **RB-JOE ORDUNA**, D-675 (131). Colts-**WR-DON WESTBROOK**.
 3/25 D7-76 (201) to San Francisco for **DB-MIKE SIMPSON**.
 1/30 **DB-JACK MILDREN** to New England for D-674 (140) and cash. Colts-**LB-DANNY RHODES**.
 1/30 **LB-ED MOONEY** to Washington for D12-74 (307). Colts-**QB-BOB BOBROWSKI**.
 1/30 **OG-CORNELIUS JOHNSON**, D17-75(*) to Washington for **RB-GEORGE NOCK**, D17-74 (436). Colts-**DB-BUZZY LEWIS**, **OG-JOHN WILLIAMS** to L.A. Rams for D1-74 (24). Colts-**WR-ROGER CARR**.
- 1973 (22)**
 10/ 3 **LB-RAY MAY** to Denver for D3-74 (67), D8-74 (198). Colts-**OG-ROBERT PRATT**, **RB-PAUL MILES**.
 10/ 2 **RB-DON NOTTINGHAM**, D-674 (136) to Miami for **RB-HUBERT GINN**. Mia-**DT-RANDY CROWDER**.
 8/30 D5-74 (109) to Detroit for **LB-ED MOONEY**. Detroit dealt pick.
 8/14 **LB-BILL LASKEY** to Denver for D7-74 (170). Colts-**LB-DAN DICKEL**.
 8/ 1 D10-74(*) to Detroit for **DT-JOHN GORDON**.
 7/27 Considerations sent to Detroit for **DT-JOE SCHMEISING** assumed by Colts for **WR-JIM O'BRIEN**.
 7/23 **DB-CHARLIE STUKES** to Minnesota for D5-74 (129). Colts-**DB-DOUG NETTLES**.
 7/19 **TE-JOHN MOSIER** to Buffalo for D7-74 (174). Colts-**WR-FREDDIE SCOTT**.
 7/17 **DT-BUBBA SMITH** to Oakland for **TE-RAYMOND CHESTER**.
 6/26 D3-75 (53), D5-76(*) to San Francisco for **G-ELMER COLLETT**.
 6/13 D4-74 (84) to Detroit for **DT-JOE SCHMEISING**. Det. dealt pick to Colts for **WR-JIM O'BRIEN**.
 3/15 **RB-TOM NOWATZKE** to Houston for D14-74(*)
 2/ 8 **DT-FRED MILLER** to Washington for D10-74(*)
 2/ 7 **G-DAN SULLIVAN** to Oakland for D14-74(*)
 1/31 **DB-JERRY LOGAN** to L.A. Rams for D10-74 (257). Colts-**DT-GLENN ELLIS**.
 1/30 D4-73 (93-Cin.) to Cleveland for **K-GEORGE HUNT**. Cle-**LB-ANDY DORRIS**.
 1/29 **DE-BILLY NEWSOME**, D4-73 (86) to New Orleans for D1-73 (2). Colts-**QB-BERT JONES**. NO-**LB-JIM MERLO**.
 1/29 **C-BILL CURRY** to Houston for D3-73 (61), G-**TOM REGNER**. Colts-**RB-BILL OLDS**.
 1/27 **RB-NORM BULAICH** to Philadelphia for D4-73 (83), D2-74 (37). Colts-**T-GERY PALMER**, **RB-ED SHUTTLESWORTH**.
 1/25 **RB-TOM MATTE** to San Diego for D8-73 (189). Colts-**DB-RAY OLDFAM**.
 1/22 D3-73 (67-K.C.) to Cleveland for **C-FRED HOAGLIN**. Cle-**DE-BOB CRUM**.
 1/22 **QB-JOHN UNITAS** to San Diego for cash.
- 1972 (14)**
 10/24 **G-JOHN SHINNERS** to Cincinnati for D4-73 (93). Colts dealt pick to Browns for **K-GEORGE HUNT**.
 9/11 D7-73 (166) to Denver for **TE-JOHN MOSIER**. Den-**DE-JOHN GRANT**.
 9/ 7 D10-73 (243) to N.Y. Jets for **DT-CHUCK HINTON**. NYJ-**LB-JOE CARBONE**.
 9/ 4 **DB-LEONARD DUNLAP** to San Diego for D4-73 (85). Colts-**WR-OLLIE SMITH**.
 8/31 **T-LYNN LARSON** to Cleveland for D6-73(*)
 8/25 **T-CRAIG ROBINSON** to Houston for cash.
 8/ 7 **TE-JOHN ANDREWS**, D1-73 (25-Wash.) to San Diego for **QB-MARTY DOMRES**. SD-**WR-JOHN ROY ROGERS**.
 8/ 5 **TE-LLOYD EDWARDS**, **DB-WILLIAM WEST** to Oakland for cash.
- 8/ 4 Cash to N.Y. Jets for **TE-LLOYD EDWARDS**, **DB-WILLIAM WEST**.
 7/31 **DB-TOM CURTIS** to L.A. Rams for D7-73(*)
 7/23 **WR-ELDRIDGE DICKEY** to Kansas City for D3-73 (67). Colts dealt pick to Browns for **C-FRED HOAGLIN**.
 1/31 **DT-GEORGE WRIGHT** to San Diego for D4-72 (104-Dal./N.O.), D8-72 (191). Colts-**WR-ERIC ALLEN**, **LB-AL QUALLS**.
 1/28 **DB-JIM DUNCAN**, D5-72 (126), D-673 (139) to New Orleans for **G-JOHN SHINNERS**. NO-**DB-BOB DAVIES**, dealt D-673.
 1/28 D3-72 (74) to Oakland for **WR-ELDRIDGE DICKEY**. Oak. dealt pick.
- 1971 (7)**
 9/27 **DB-NON GARDIN** to New England for D5-72 (115). Colts-**DT-DON CROFT**.
 8/27 D10-72(*) to Pittsburgh for **LB-MARTIN SCHOTTENHEIMER**.
 8/18 Withdrew claim of **DT-JIM DeLISLE** of Green Bay for D9-72 (215). Colts-**DT-GARY HAMBELL**.
 8/16 **LB-BOB GRANT** to Washington for D2-72 (47), D7-72 (169). Colts-**WR-GLENN DOUGHTY**, **RB-JOHN SYKES**.
 7/31 **WR-ROY JEFFERSON**, D9-73 (218), D9-74 (213) to Washington for D1-73 (25), **WR-COTTON SPEYER**. Colts dealt pick to Chargers for **QB-MARTY DOMRES**. Wash-**RB-RICH GALBOS**, dealt D9-74.
 7/ 7 **DB-TOM MAXWELL**, D4-72 (100), D7-72 (178) to Oakland for D2-72 (46), **LB-BILL LASKEY**. Colts-**DB-JACK MILDREN**. Oak-**C-DAVE DALBY**, **DB-DENNIS PETE**.
 3/19 D9-72 (230) to Cleveland for **LB-TOM BEUTLER**. Cle-**WR-BILLY LeFEAR**.
- 1970 (4)**
 8/21 **WR-WILLIE RICHARDSON**, D4-71 (104) to Pittsburgh for **WR-ROY JEFFERSON**. Pitt-**DL-DWIGHT WHITE**.
 6/ 1 **RB-PRESTON PEARSON**, **DB-OCIE AUSTIN** to Pittsburgh for **LB-RAY MAY**, D12-71 (294). Colts-**T-BOB WUENSCHE**.
 4/13 Obtained D1-71 (22) from Miami for **DON SHULA**. Colts-**RB-DON McCAULEY**.
 1/27 **LB-DENNIS GAUBATZ** to Washington for D4-70 (95), **DT-FRANK BOSCH**. Colts-**LB-STEVE SMEAR**.
- 1969 (5)**
 10/ 8 **LB-RON PORTER** to Phil. (thru Rams) for D3-70 (74). Colts-**TE-ARA PERSON**.
 8/19 D4-70 (96) to Green Bay for **T-RON KOSTELNIK**. GB-**K-SKIP BUTLER**.
 7/28 D-670(*) to Atlanta for **RB-PERRY LEE DUNN**. Colts sent **WR-GAIL COGDILL** to Falcons to complete deal.
 6/17 **DB-JIM DILLARD** to Minnesota for D6-70(*)
 1/28 D4-69 (103), D5-69 (127-Dal.) to Atlanta for **G-DAN GRIMM**. Atl-**DB-DICKIE LYONS**, **DE-TONY PLEVIAK**.
- 1968 (8)**
 12/18 **DT-ANDY STYNCHULA** to Dallas for WR-SIMS STOKES, D5-69 (127). Colts dealt pick to Falcons for **G-DAN GRIMM**.
 9/19 **RB-TONY LORICK** to New Orleans for D2-69 (33). Colts-**DT-TED HENDRICKS**.
 9/16 **C-PHIL SOBOCINSKI** to Atlanta for D9-69 (210). Colts-**DT-GEORGE WRIGHT**.
 9/10 **TE-BUTCH WILSON** to N.Y. Giants for **QB-EARL MORRALL**.
 6/12 **LB/TE-BARRY BROWN** to N.Y. Giants for **DB-HENRY CARR**.
 2/12 **DB-ALVIN HAYMOND** to Philadelphia for **RB-TIMMY BROWN**.
 1/29 **DB-BOB WADE** to Pittsburgh for QB-ED BROWN.
 * **DT-CHARLIE JOHNSON** to N.Y. Giants for undisclosed terms.
- 1967 (5)**
 10/ 4 D-66(8) to Detroit for HB-JIM TODD.
 9/22 **DB-BOB LURTSEMA** to N.Y. Giants for D5-68 (126). Colts-**LB-PAUL ELZEY**.
 8/31 **RB-GERALD ALLEN** to Washington for D10-68 (257), D4-69 (87). Colts-**DB-OCIE AUSTIN**, **RB-JACKIE STEWART**.
 4/ 5 **QB-GARY CUOZZO**, **OL-BUFORD ALLISON**, D17-67

- (438) to New Orleans for **C-BILL CURRY**, D1-67 (1), D3-67 (54), D7-69 (163). Colts-**DT-BUBBA SMITH**, **G-NORM DAVIS**, **LB-GARY FLEMING**. NO-LB-**BILLY BOB STEWART**.
- * D6-68 (162) to Atlanta for undisclosed terms. Atl-**WR-RICK EBER**.
- 1966 (10)**
- 10/22 **LB-MIKE STROFOLINO** to St. Louis for D8-67 (202). Colts-**T-LEE ANDERSON**.
- 8/27 **T-LOU KIROUAC** to Atlanta for D6-67 (137). Colts-**QB-TERRY SOUTHAHL**.
- 8/ 8 **WR-JOHN McGUIRE** to Detroit for D6-67[*].
- 6/23 D6-67 (151) to Atlanta for **G-DALE MEMMELAAR**. Atl-**DB-MARTINE BIRCHER**.
- * D5-68 (134) to Cleveland for **P-DAVID LEE**. Cle-**DB-JACKIE JACKSON**.
 - * **RB-WENDELL HARRIS** to N.Y. Giants for **DT-ANDY STYNCHULA**.
 - * **RB-DAVE HAYES** to Washington for **WR-BILL HUNTER**.
 - * **G-JIM CARTER** to Pittsburgh for D12-67 (298). Colts-**DB-PRESTON PEARSON**.
 - * **DL-THOMAS CARR**, **RB-KENNETH DUKE**, **DE-ROLAND ROGERS** to Washington for D9-67[*].
 - * Cash to Detroit for **RB-EARL HAWKINS**.
- 1965 (7)**
- 10/18 **G/T-RALPH NEELY** to Dallas for **K/QB-BILLY LOTHRIDGE**, D4-66. Colts-**WR-ROD SHERMAN**.
- 9/29 **LB-JOHN CAMPBELL** to Pittsburgh for **C-BUZZ NUTTER**.
- 1/28 **T-LARRY KRAMER** to Minnesota for **LB-JOHN CAMPBELL**, D8-66. Colts-**RB-GERALD ALLEN**.
- * DT-DAN LA ROSE to San Francisco for D7-66. Colts-**T-DAVE ELLIS**.
 - * **RB-JOE DON LOONEY**, D5-66 to Detroit for **LB-DENNIS GAUBATZ**. Detroit dealt pick.
 - * **P-TOM GILBURG** to L.A. Rams for D5-66[*].
 - * **C-JAMES MAPLES** to Pittsburgh for D10-65[*].
- 1964 (7)**
- 9/ 8 **K-JIM MARTIN** to Washington for D20-65. Colts-**C-RAYMOND JOHNSON**.
- 8/25 **DB-ANDY NELSON**, **WR-R.C. OWENS** to N.Y. Giants for **RB-JOE DON LOONEY**, **T-LOU KIROUAC**, D6-65. Colts-**HB-BOB FELTS**.
- 4/ 2 **RB-J.W. LOCKETT** to Washington for D4-65. Colts-**LB-MARTIN SCHOTTENHEIMER**.
- * **G-PALMER PYLE** to Minnesota for **LB-STEVE STONEBREAKER**.
 - * **DT-JIM COLVIN** to Dallas **DT-GUY REESE**.
 - * D6-64[*] to Cleveland for **DE-JIM McCUSKER**.
 - * **RB-HERM McKEE** to Philadelphia for D9-65[*].
- 1963 (5)**
- 9/ 3 **DB-MARY WOODSON**, **LB-BILL SAUL** to Pittsburgh for **K/DE-LOU MICHAELS**, D3-65. Colts-**G-LENN RESSLER**.
- * D10-64 to Detroit for **K-JIM MARTIN**. Det-**RB-LENN HOLTON**.
 - * D3-64 to Dallas for **RB-J.W. LOCKETT**. Dallas dealt pick.
 - * **DB-JOHN SAMPLE** to Pittsburgh for D2-63. Colts-**RB-BUTCH WILSON**.
 - * D3-65 to San Francisco for **WR-RAYMOND BERRY**. SF-**LB-JACK CHAPPLE**.
- 1962 (2)**
- * D3-63 to St. Louis. St.L-**B-MIKE FRACCHIA**. St.L. sent **DB-JERRY NORTON** to Dallas and Colts obtained **E-DICK BIELSKI** from Cowboys in 3-way trade.
 - * **DB-PETE MANNING** to Chicago for D4-63. Colts-**T-HARLOW FULLWOOD**.
- 1961 (9)**
- * **DB-JACKIE SIMPSON** to Pittsburgh for **DE-BILLY RAY SMITH**.
 - * **C-BUZZ NUTTER**, **DT-GENE LIPSCOMB** to Pittsburgh for **WR-JIMMY ORR**, **DT-JOE LEWIS**, **C/LB-DICK CAMPBELL**.
 - * **E-VINCE SCOTT** to Washington for **LB-TOM GUNDERMAN**.
 - * D6-62 to Washington for **DB-GARY GLICK**. Washington dealt pick.
 - * D5-62 to Green Bay for **QB-LAMAR McHAN**. GB-**B-CHUCK MORRIS**.
 - * Undisclosed terms to Pittsburgh for D5-62. Colts-**G-JERRY CROFT**.
 - * D20-62[*] to San Francisco for **RB-JOE PERRY**.
 - * **E-JERRY RICHARDSON**[*] to N.Y. Giants for **OG-JOHN GUZIK**.
 - * Undisclosed terms[*] to Pittsburgh for **E-E.A. SIMS**.
- 1960 (4)**
- 7/20 **DB-BERT RECHICHAR** to Pittsburgh for D5-61. Colts-**RB-ED DYAS**.
- 7/14 **B-JIMMY CARR** to Philadelphia for D9-60. Colts-**RB-DON PERKINS**. PERKINS ruled properly of Dallas, Colts gained D9-62. Colts-**RB-ROY WALKER**.
- * **G-HANSON CHURCHWELL** to Washington for D10-60. Colts-**QB-BOBBY BOYD**.
 - * **QB-GEORGE SHAW** to N.Y. Giants for D2-60, D1-61. Colts-**G-MARVIN TERRELL**. Colts dealt D1-61 (from NYG) to San Francisco for **E-DEE MACKKEY**. SF-**QB-BILLY KILMER**.
- 1959 (1)**
- * D3-59 to Detroit for **DE-RAY KROUSE**. Det-**T-RON LUCIANO**.
- 1958 (5)**
- * **B-DICK YOUNG** to Pittsburgh for D7-58. Colts-**DB-JOHN SAMPLE**.
 - * D5-58 to N.Y. Giants for **RB-HENRY MOORE**. NYG-**B-BOBBY CONRAD**.
 - * **DT-TOM FINNIN** to Chi. Cardinals for D5-58. Colts-**DB-RAYMOND BROWN**.
 - * **G-DALE MEINERT** to Chi. Cardinals for **LB-LEO SANFORD**.
 - * Undisclosed terms to N.Y. Giants for **OT-DICK YELVERTON**.
- 1957 (1)**
- * **RB-CHARLES SHEPARD** to Pittsburgh for D16-57. Colts-**HB-JOE CANNAVINO**.
- 1955 (3)**
- * **DB-TOM KEANE** to Chi. Cardinals for **RB-DICK YOUNG**.
 - * D4-55 to L.A. Rams for undisclosed terms.
 - * D10-55 to L.A. Rams for undisclosed terms.
- 1954 (5)**
- * Undisclosed terms to N.Y. Giants for D9-55. Colts-**G-WILLIAM EVANS**.
 - * Undisclosed terms to N.Y. Giants for D4-55. Colts-**G-JACK PATERA**.
 - * **E-TOM FEAMSTER** to L.A. Rams for undisclosed terms.
 - * **B-THOMAS ALLMAN** to Green Bay for undisclosed terms.
 - * **B-JAMES KINCAID** to L.A. Rams for **T-JIM WINKLER**.
- 1953 (8)**
- 3/25 **LB-TOM CATLIN**, **T-DON COLO**, **G-HERSHEL FORRESTER**, **T-MIKE McCORMACK**, **HB-JOHN PETTIBON** to Cleveland (3/25) for **QB-HARRY AGGANIS**, **T-DICK BATTEN**, **E-GERN NAGLER**, **DB-BERT RECHICHAR**, **G-ED SHARKEY**, **T-STU SHEETZ**, **DB-DON SHULA**, **G-ART SPINNEY**, **B-CARL TASEFF**, **G-ELMER WILLHOITE**.
- * D6-54 to Cleveland for **C-TOM COSGROVE**. Cle-**T-JAMES SMITH**.
 - * **HB-RAY PELFREY** to N.Y. Giants for **DT-TOM FINNIN**.
 - * Undisclosed terms to Detroit for **QB-TOM DUBLINSKI**.
 - * Undisclosed terms to Chicago for **QB-BOBBY WILLIAMS**.
 - * Undisclosed terms to Chicago for **G-DICK BARWEGAN**.
 - * Undisclosed terms to L.A. Rams for **G-BILL LANGE**.
 - * Undisclosed terms to L.A. Rams for **HB-TOM KALMANIR**.

FREE AGENCY (1993-99) THROUGH JULY 15, 1999

1999

Players Signed by Colts (7): LB-Jeff Brady (Carolina); DE-Chad Bratzke (Giants); QB-Stoney Case (Arizona); DB-Chad Cota (New Orleans); RB-Darick Holmes (Green Bay); OL-Sale Iscia (Baltimore); DE-Shawn King (Carolina).

Former Colts Signed by Other Clubs (4): P-Chris Gardocki (Cleveland); DB-Tim Hauck (Philadelphia); WR-Torrance Small (Philadelphia); DL-Jeff Zgonina (St. Louis).

1998

Players Signed by Colts (4): LB-Myron Baker (Carolina); DB-Jeff Burris (Buffalo); LB-Jeff Herrod (Philadelphia); OG-Tom Myslinski (Pittsburgh); WR-Torrance Small (St. Louis).

Former Colts Signed by Other Clubs (4): WR-Sean Dawkins (New Orleans); DB-Derwin Gray (Carolina); OT-Jason Mathews (Tampa Bay); WR-Brian Stablein (New England).

1997

Players Signed by Colts (3): DB-Robert Blackmon (Seattle); DE-Al Fontenot (Chicago); DB-Carlton Gray (Seattle).

Former Colts Signed by Other Clubs (2): DB-Ray Buchanan (Atlanta-transitional); DT-Tony Siragusa (Baltimore).

1996

Players Signed by Colts (5): LB-Elijah Alexander (Denver); OT-Troy Auzenne (Chicago); DB-Derrick Frazier (Philadelphia); C/G-Jay Leeuwenburg (Chicago); OL-Doug Widell (Detroit).

Former Colts Signed by Other Clubs (3): DB-Ashley Ambrose (Cincinnati); OG-Joe Staysniak (Green Bay); OT-Will Wolford (Pittsburgh).

1995

Players Signed by Colts (3): WR-Willie "Flipper" Anderson (Rams); P-Chris Gardocki (Chicago); TE-Ed West (Green Bay).

Former Colts Signed by Other Clubs (7): K-Dean Biasucci (Pittsburgh); TE-Kerry Cash (Raiders); OL-Cecil Gray (Raiders); QB-Don Majkowski (Detroit); OT-Zefross Moss (Detroit); DT-Thomas Sims (Minnesota); P-Rohn Stark (Pittsburgh).

1994

Players Signed by Colts (2): LB-Tony Bennett (Green Bay); WR-Floyd Turner (New Orleans).

Former Colts Signed by Other Clubs (0): None.

1993

Players Signed by Colts (3): WR-Aaron Cox (Rams); C-Kirk Lowdermilk (Minnesota); OT-Will Wolford (Buffalo).

"PLAN B" FREE AGENCY (1989-92)

1992

Players Signed by Colts (5): WR-Reggie Langhorne (Cleveland); OL-Trevor Matich (Jets); OG-Ron Solt (Philadelphia); P/QB-Tom Tupa (Phoenix); LB-Carl Zander (Cincinnati).

Former Colts Signed by Other Clubs (9): OL-Brian Baldinger (Buffalo); TE-Pat Beach (Jets); OL-Brian Blados (Seattle); QB-Rusty Hilger (Seattle); LB-Matt Jaworski (Pittsburgh); LB-Brian Jones (Miami); RB-Bruce Perkins (Cleveland); DB-Keith Taylor (New Orleans); DB-Charles Washington (Green Bay).

1991

Players Signed by Colts (2): DL-Travis Davis (New Orleans); LB-Cedric Figaro (San Diego).

Former Colts Signed by Other Clubs (6): LB-O'Brien Alston (Raiders); DL-Jeff Faulkner (Phoenix); RB-Ivy Joe Hunter (New England); LB-Kurt Larson (Green Bay); TE-Eugene Riley (Detroit); LB-Matt Vanderbeek (Minnesota).

1990

Players Signed by Colts (0): None.

Former Colts Signed by Other Clubs (8): TE-Mark Boyer (Jets); TE-John Brandes (Washington); DE-Ezra Johnson (Houston); LB-Cliff Odum (Miami); DB-Anthony Parker (Jets); DB-Bruce Plummer (San Diego); OG-Ben Utt (Atlanta); DB-Charles Washington (Kansas City).

1989

Players Signed by Colts (7): DB-Keith Bostic (Houston); LB-Phillip Brown (Atlanta); DL-Sam Clancy (Cleveland); C-Stan Eisenhooth (Seattle); DB-Bruce Plummer (Miami); WR-Clarence Weathers (Cleveland); DL-Mitch Willis (Atlanta).

Former Colts Signed by Other Clubs (7): WR-Mark Bellini (Phoenix); DT-Byron Darby (Rams); QB-Gary Hogeboom (Phoenix); LB-Barry Krauss (Cleveland); LB-Orlando Lowry (Kansas City); OT-Joel Patten (San Diego); DB-Willie Tullis (Detroit).

*List includes Unrestricted, Restricted and "Plan B" free agents and does not include free agents signed after being waived.

COLTS ATTENDANCE HISTORY

| Year | Home Games | Home Attendance | Road Games | Road Attendance | REG. SEASON ATTENDANCE | Playoffs No. Games | ATTENDANCE W/PLAYOFFS |
|------|------------|-----------------|------------|-----------------|------------------------|--------------------|-----------------------|
| 1953 | 6 | 169,975 | 6 | 178,478 | 348,453 | | |
| 1954 | 6 | 164,238 | 6 | 177,069 | 341,307 | | |
| 1955 | 6 | 236,826 | 6 | 240,634 | 477,460 | | |
| 1956 | 6 | 238,421 | 6 | 265,598 | 504,019 | | |
| 1957 | 6 | 279,888 | 6 | 274,913 | 554,801 | | |
| 1958 | 6 | 321,849 | 6 | 353,107 | 674,956 | 64,195 - 1 | 739,141 |
| 1959 | 6 | 343,373 | 6 | 285,524 | 628,897 | 57,545 - 1 | 686,442 |
| 1960 | 6 | 342,858 | 6 | 292,947 | 635,805 | | |
| 1961 | 7 | 391,812 | 7 | 306,261 | 698,073 | | |
| 1962 | 7 | 391,659 | 7 | 336,043 | 727,702 | | |
| 1963 | 7 | 403,835 | 7 | 299,929 | 703,764 | | |
| 1964 | 8 | 474,352 | 6 | 289,374 | 763,726 | | |
| 1965 | 7 | 416,361 | 7 | 339,116 | 755,477 | 79,544 - 1 | 843,270 |
| 1966 | 7 | 418,143 | 7 | 352,664 | 770,807 | 116,053 - 2 | 871,530 |
| 1967 | 7 | 418,143 | 7 | 387,154 | 805,297 | 58,088 - 1 | 828,895 |
| 1968 | 7 | 418,292 | 7 | 366,131 | 784,423 | | |
| 1969 | 7 | 414,918 | 7 | 406,530 | 821,448 | 216,255 - 3 | 1,000,678 |
| 1970 | 7 | 415,351 | 7 | 347,476 | 762,827 | 186,699 - 3 | 949,526 |
| 1971 | 7 | 407,911 | 7 | 414,030 | 821,941 | 152,711 - 2 | 974,652 |
| 1972 | 7 | 395,026 | 7 | 405,064 | 800,090 | | |
| 1973 | 7 | 382,711 | 7 | 432,296 | 815,007 | | |
| 1974 | 7 | 282,029 | 7 | 406,813 | 688,842 | | |
| 1975 | 7 | 333,605 | 7 | 409,892 | 743,497 | 59,053 - 1 | 802,550 |
| 1976 | 7 | 374,453 | 7 | 381,739 | 756,192 | 60,020 - 1 | 816,212 |
| 1977 | 7 | 386,503 | 7 | 409,824 | 796,327 | 60,763 - 1 | 857,090 |
| 1978 | 8 | 405,193 | 8 | 432,360 | 837,553 | | |
| 1979 | 8 | 337,891 | 8 | 482,480 | 820,371 | | |
| 1980 | 8 | 333,208 | 8 | 477,850 | 811,058 | | |
| 1981 | 8 | 336,652 | 8 | 508,477 | 845,129 | | |
| 1982 | 4 | 107,646 | 5 | 236,646 | 344,292 | | |
| 1983 | 8 | 335,742 | 8 | 442,188 | 777,930 | | |
| 1984 | 8 | 481,305 | 8 | 342,665 | 823,970 | | |
| 1985 | 8 | 471,788 | 8 | 362,871 | 834,659 | | |
| 1986 | 8 | 442,534 | 8 | 383,045 | 825,579 | | |
| 1987 | 8 | 436,867 | 7 | 347,561 | 784,428 | 79,838 - 1 | 864,266 |
| 1988 | 8 | 468,369 | 8 | 449,892 | 918,261 | | |
| 1989 | 8 | 467,446 | 8 | 475,038 | 942,484 | | |
| 1990 | 8 | 440,681 | 8 | 412,889 | 853,570 | | |
| 1991 | 8 | 434,008 | 8 | 362,211 | 796,219 | | |
| 1992 | 8 | 392,069 | 8 | 387,858 | 779,927 | | |
| 1993 | 8 | 407,928 | 8 | 454,963 | 862,891 | | |
| 1994 | 8 | 396,462 | 8 | 458,963 | 855,425 | | |
| 1995 | 8 | 440,613 | 8 | 469,253 | 909,866 | 199,838 - 3 | 1,009,704 |
| 1996 | 8 | 438,026 | 8 | 505,584 | 943,610 | 58,078 - 1 | 1,001,688 |
| 1997 | 8 | 451,455 | 8 | 483,840 | 935,295 | | |
| 1998 | 8 | 440,930 | 8 | 519,197 | 960,127 | | |

10 LARGEST HOME ATTENDANCES

| | | |
|--------|-------------|----------|
| 61,479 | Pittsburgh | 11/13/83 |
| 61,282 | Miami | 12/14/97 |
| 61,139 | Buffalo | 10/20/97 |
| 60,928 | Green Bay | 11/16/97 |
| 60,891 | Miami | 9/23/96 |
| 60,763 | Pittsburgh | 10/30/77 |
| 60,763 | Washington | 11/ 7/77 |
| 60,763 | New England | 12/18/77 |
| 60,762 | Washington | 11/ 6/78 |
| 60,587 | Miami | 9 / 6/98 |

10 LARGEST ROAD ATTENDANCES

| | | |
|---------|-------------|----------|
| 100,202 | L.A. Rams | 12/ 6/58 |
| 80,638 | Detroit | 11/16/80 |
| 80,636 | New Orleans | 10/19/69 |
| 80,132 | Cleveland | 10/14/62 |
| 80,010 | Miami | 12/16/72 |
| 79,469 | N.Y. Jets | 9/20/98 |
| 79,404 | Buffalo | 10/16/94 |
| 79,401 | Buffalo | 10/ 6/96 |
| 79,256 | Buffalo | 11/12/89 |
| 79,101 | Buffalo | 11/21/93 |

10 SMALLEST HOME ATTENDANCES

| | | |
|--------|---------------|----------|
| 19,073 | Miami | 1/ 2/83 |
| 23,093 | Chicago | 11/21/54 |
| 23,598 | Cincinnati | 12/ 5/82 |
| 23,715 | Chicago | 9/27/53 |
| 23,875 | San Francisco | 11/28/54 |
| 25,159 | Detroit | 10/ 3/53 |
| 25,287 | Detroit | 11/ 6/54 |
| 25,920 | Green Bay | 12/19/82 |
| 26,005 | San Francisco | 11/29/53 |
| 27,088 | N.Y. Giants | 10/ 2/54 |

10 SMALLEST ROAD ATTENDANCES

| | | |
|--------|---------------|----------|
| 9,860 | Buffalo | 10/ 4/87 |
| 18,713 | Green Bay | 10/18/53 |
| 19,429 | New England | 12/ 6/92 |
| 19,786 | Green Bay | 11/13/54 |
| 20,131 | New England | 12/ 8/91 |
| 20,693 | Buffalo | 12/ 2/84 |
| 21,762 | Kansas City | 11/24/85 |
| 22,383 | New England | 12/16/84 |
| 23,432 | San Francisco | 12/13/53 |
| 23,566 | Washington | 10/31/54 |

FIVE LARGEST REGULAR SEASON ATTENDANCES

| HOME | | AWAY | | TOTAL | |
|---------|------|---------|------|---------|------|
| 481,305 | 1984 | 519,197 | 1998 | 960,127 | 1998 |
| 474,352 | 1964 | 508,477 | 1981 | 943,610 | 1996 |
| 471,788 | 1985 | 505,584 | 1996 | 942,484 | 1989 |
| 468,369 | 1988 | 483,840 | 1997 | 935,295 | 1997 |
| 467,446 | 1989 | 482,480 | 1979 | 918,261 | 1988 |

COLTS REGULAR SEASON ATTENDANCE HISTORY BY OPPONENT

HOME GAMES

| OPPONENT | No. | Attendance | LARGEST | Date | SMALLEST | Date |
|--------------|------------|-------------------|---------|------------|----------|----------|
| Dolphins | 29 | 1,572,480 | 61,282 | 12/14/97 | 19,073 | 1/ 2/83 |
| Patriots | 29 | 1,495,005 | 60,763 | 12/18/77 | 34,127 | 12/20/81 |
| Bills | 28 | 1,433,599 | 61,139 | 10/20/97 | 37,927 | 9/30/79 |
| Jets | 28 | 1,384,026 | 60,398 | 9/ 2/84 | 34,927 | 10/11/87 |
| Rams | 20 | 1,061,524 | 60,239 | 1965-68 | 27,268 | 11/22/53 |
| Packers | 20 | 1,016,827 | 60,928 | 11/16/97 | 25,920 | 12/19/82 |
| 49ers | 19 | 985,609 | 60,238 | 1967,69 | 23,875 | 11/28/54 |
| Bears | 19 | 970,832 | 60,519 | 11/17/91 | 23,093 | 11/21/54 |
| Lions | 19 | 966,693 | 60,238 | 1965-67,69 | 25,159 | 10/ 3/53 |
| Redskins | 14 | 762,025 | 60,763 | 11/ 7/77 | 32,944 | 12/23/56 |
| Browns | 12 | 650,083 | 60,238 | 10/20/68 | 37,285 | 11/ 2/75 |
| Chargers | 11 | 599,964 | 60,459 | 11/ 8/87 | 47,950 | 11/30/86 |
| Cardinals | 9 | 454,472 | 60,274 | 9/16/84 | 32,782 | 11/22/81 |
| Titans | 9 | 451,942 | 60,020 | 11/ 1/76 | 27,934 | 12/18/83 |
| Bengals | 9 | 406,920 | 59,387 | 9/13/87 | 23,598 | 12/ 5/82 |
| Vikings | 7 | 399,277 | 60,238 | 1966,68 | 53,645 | 12/16/62 |
| Steelers | 7 | 397,804 | 61,479 | 11/13/83 | 42,575 | 11/ 3/57 |
| Broncos | 6 | 329,951 | 60,544 | 10/31/88 | 37,959 | 11/10/74 |
| Eagles | 6 | 325,297 | 60,240 | 12/ 6/70 | 44,952 | 12/19/93 |
| Buccaneers | 5 | 254,976 | 60,468 | 12/27/87 | 39,756 | 9/ 9/79 |
| Cowboys | 4 | 240,269 | 60,586 | 12/ 6/81 | 58,992 | 10/15/72 |
| Falcons | 4 | 235,007 | 60,238 | 1968,69 | 56,715 | 9/17/67 |
| Chiefs | 5 | 220,174 | 54,950 | 10/ 7/90 | 29,936 | 12/21/80 |
| Saints | 4 | 214,523 | 60,238 | 12/10/67 | 48,480 | 9/27/98 |
| Giants | 3 | 145,805 | 60,029 | 9/15/63 | 27,088 | 10/ 2/54 |
| Raiders | 2 | 100,031 | 59,008 | 10/28/73 | 41,023 | 9/28/75 |
| Seahawks | 2 | 99,070 | 49,876 | 10/ 2/94 | 49,876 | 10/ 2/94 |
| Panthers | 1 | 58,182 | 58,182 | 12/27/98 | 58,182 | 12/27/98 |
| Ravens | 1 | 56,978 | 56,978 | 10/13/96 | 56,978 | 10/13/96 |
| Jaguars | 0 | 0 | 0 | | 0 | |
| TOTAL | 332 | 17,289,345 | | | | |

ROAD GAMES

| OPPONENT | No. | Attendance | LARGEST | Date | SMALLEST | Date | OVERALL TOTAL |
|--------------|------------|-------------------|---------|----------|----------|----------|-------------------|
| Dolphins | 29 | 1,765,680 | 80,010 | 12/16/72 | 45,236 | 12/ 4/88 | 3,338,160 |
| Bills | 29 | 1,707,965 | 79,404 | 10/16/94 | 9,860 | 10/ 4/87 | 3,141,564 |
| Jets | 29 | 1,621,560 | 79,469 | 9/20/98 | 33,684 | 12/13/92 | 3,005,586 |
| Patriots | 28 | 1,379,293 | 61,297 | 1979,80 | 19,429 | 12/ 6/92 | 2,874,298 |
| Rams | 19 | 1,091,734 | 100,202 | 12/ 6/58 | 26,696 | 12/ 5/53 | 2,153,258 |
| Lions | 18 | 993,278 | 80,638 | 11/16/80 | 46,508 | 11/ 7/53 | 1,959,971 |
| 49ers | 20 | 903,011 | 68,486 | 10/18/98 | 23,432 | 12/13/53 | 1,888,620 |
| Bears | 18 | 836,786 | 59,997 | 12/ 8/85 | 27,845 | 10/10/54 | 1,807,618 |
| Packers | 18 | 664,778 | 53,492 | 11/13/88 | 18,713 | 10/18/53 | 1,681,605 |
| Redskins | 11 | 488,032 | 55,045 | 12/13/81 | 23,566 | 10/31/54 | 1,250,057 |
| Browns | 8 | 561,335 | 80,132 | 10/14/62 | 42,404 | 11/11/56 | 1,211,418 |
| Vikings | 12 | 543,899 | 58,342 | 11/20/88 | 30,787 | 9/23/62 | 943,176 |
| Chargers | 7 | 327,354 | 63,177 | 10/26/97 | 37,322 | 10/23/88 | 927,318 |
| Bengals | 9 | 462,391 | 60,051 | 11/25/90 | 43,991 | 12/ 7/80 | 869,311 |
| Steelers | 9 | 439,392 | 57,225 | 10/12/97 | 41,597 | 12/ 9/78 | 837,196 |
| Eagles | 7 | 396,467 | 72,900 | 11/15/81 | 27,813 | 11/15/53 | 721,764 |
| Broncos | 5 | 374,235 | 74,958 | 10/ 3/93 | 74,680 | 10/15/89 | 704,186 |
| Titans | 5 | 224,570 | 50,815 | 9/21/80 | 31,792 | 11/23/86 | 676,512 |
| Falcons | 7 | 358,750 | 61,141 | 12/ 6/98 | 30,397 | 12/ 7/86 | 593,757 |
| Cardinals | 3 | 127,646 | 48,282 | 12/ 4/76 | 31,885 | 12/ 2/90 | 582,118 |
| Cowboys | 6 | 339,726 | 65,053 | 9/ 4/78 | 25,500 | 10/30/60 | 579,995 |
| Giants | 7 | 427,924 | 76,671 | 12/16/79 | 33,982 | 11/13/55 | 573,729 |
| Chiefs | 6 | 307,204 | 71,136 | 12/15/96 | 21,762 | 11/24/85 | 527,378 |
| Buccaneers | 4 | 146,836 | 56,585 | 10/ 4/92 | 25,577 | 12/15/85 | 401,812 |
| Saints | 3 | 173,767 | 80,636 | 10/19/69 | 49,009 | 12/24/89 | 388,290 |
| Seahawks | 5 | 275,829 | 61,905 | 11/12/78 | 39,574 | 12/ 4/94 | 374,899 |
| Raiders | 5 | 230,157 | 54,689 | 11/28/71 | 40,287 | 9/15/91 | 330,188 |
| Ravens | 1 | 68,898 | 68,898 | 11/29/98 | 68,898 | 11/29/98 | 125,876 |
| Panthers | 1 | 49,841 | 49,841 | 12/ 3/95 | 49,841 | 12/ 3/95 | 108,023 |
| Jaguars | 1 | 66,099 | 66,099 | 12/10/95 | 66,099 | 12/10/95 | 66,099 |
| TOTAL | 330 | 17,354,437 | | | | | 34,643,782 |

INDIVIDUAL RECORDS

National Football League records are indicated by an asterisk. Every attempt has been made to compile as complete a table of records as possible. Errors will be corrected if documented. Since the Colts joined the NFL in 1953, the league has increased the number of games played each season from 12 in 1953 to the current 16 in 1978.

Here are the dates that the league increased the number of games played each season:

1953-60 12 games 1961-77 14 games 1978-1998 16 games

Note: The 1982 NFL regular season was reduced from 16 games to nine games because of a players' strike. The 1987 season was 15 games due to a players' strike.

SERVICE

MOST SEASONS

- 17 John Unitas, 1956-72
- 13 Raymond Berry, 1955-67
- 13 Eugene Daniel, 1984-96
- 13 Ray Donaldson, 1980-92
- 13 David Lee, 1966-78
- 13 Gino Marchetti, 1953-64, 66
- 13 Rohn Stark, 1982-94
- 13 Dick Szymanski, 1955, 57-68
- 12 Lenny Moore, 1956-67
- 12 Don Shinnick, 1957-68
- 12 Ordell Braase, 1957-68

MOST GAMES PLAYED

- 206 John Unitas, 1956-72
- 198 Eugene Daniel, 1984-96
- 197 Rohn Stark, 1982-94
- 188 David Lee, 1966-78
- 184 Ray Donaldson, 1980-92
- 184 Don Shinnick, 1957-68
- 164 Ordell Braase, 1957-68

MOST CONSECUTIVE GAMES PLAYED

- 155 Jerry Logan, 1963-72
- 139 Jim Parker, 1957-G2-1967
- 138 Alex Sandusky, 1957-68

SCORING

MOST POINTS (CAREER)

- 783 Dean Biasucci, 1984, 86-94
- 678 Lenny Moore, 1956-67
- 586 Lou Michaels, 1964-69
- 408 Raymond Berry, 1955-67
- 394 Toni Linhart, 1974-79
- 348 Don McCauley, 1971-81
- 342 Tom Matte, 1961-72
- 334 Cary Blanchard, 1995-97
- 312 Steve Myhra, 1957-61
- 306 Marshall Faulk, 1994-98

MOST POINTS (SEASON)

- 135 Cary Blanchard, 1996
- 120 Lenny Moore, 1964
- 117 Cary Blanchard, 1997
- 114 Dean Biasucci, 1988
- 112 Raul Allegre, 1983
- 109 Toni Linhart, 1976
- 106 Lou Michaels, 1967
- 104 Jim Martin, 1963
- 104 Lou Michaels, 1964
- 104 Mike Vanderjagt, 1998
- 102 Lou Michaels, 1968
- 101 Lou Michaels, 1965

MOST POINTS (ROOKIE)

- 112 Raul Allegre, 1983
- 93 Jim O'Brien, 1970
- 78 Curtis Dickey, 1980
- 72 Marshall Faulk, 1994
- 70 George Hunt, 1973
- 54 Alan Ameche, 1955
- 54 Lenny Moore, 1956
- 54 Rodney Culver, 1992

MOST POINTS (GAME)

- 24 Lenny Moore vs. Chi, Oct. 4, 1958
- 24 Lenny Moore vs. LA Rams, Oct. 16, 1960
- 24 Lenny Moore vs. Min, Oct. 1, 1961

MOST POINTS (GAME) (Continued)

- 24 Lydell Mitchell vs. Buf, Oct. 12, 1975
- 24 Eric Dickerson vs. Den, Oct. 31, 1988
- 18 [22 times] Last: Marvin Harrison at S.F., Oct. 18, 1998

MOST POINTS (ROOKIE-GAME)

- 18 Billy Vessels vs. LA Rams, Nov. 25, 1956
- 18 Marshall Faulk vs. Hou, Sept. 4, 1994
- 18 Marvin Harrison at K.C., Dec. 15, 1996
- 16 Raul Allegre at Phil, Oct. 30, 1983
- 13 Raul Allegre at Den, Dec. 11, 1983
- 12 [16 times] Last: Marshall Faulk vs. NYJ Oct. 30, 1994

MOST CONSECUTIVE GAMES SCORING

- 58 Lou Michaels, G13-1965/G14-1969
- 55 Steve Myhra, G8-1957/G14-1961
- 55 Dean Biasucci, G11-1987/G2-1991
- 44 Toni Linhart, G13-1974/G14-1977
- 44 Cary Blanchard, G5-1995/G-16-1997
- 28 Jim O'Brien, G1-1970/G14-1971
- 27 Raul Allegre, G6-1984/G16-1985
- 26 Dean Biasucci, G2-5-1984, G1-1986/G9-1987
- 21 Steve Mike-Mayer, G12-1979/G16-1980
- 18 Lenny Moore, G7-9-1963, G1-1964/G1-1965

MOST CONSECUTIVE GAMES SCORING (ROOKIE)

- 14 Jim O'Brien, G1-14, 1970
- 11 Raul Allegre, G1-11, 1983
- 10 Buck McPhail, G1-10, 1953
- 7 Curtis Dickey, G7-13, 1980
- 5 Alan Ameche, G1-5, 1955
- 5 Steve Myhra, G8-12, 1957

MOST SEASONS LEADING TEAM

- 9 Dean Biasucci, 1986-94
- 5 Lenny Moore, 1956-58, 60, 64
- 4 Lou Michaels, 1965-68
- 4 Toni Linhart, 1974, 76-78
- 3 Jim O'Brien, 1970-72
- 3 Raul Allegre, 1983-85

MOST CONSECUTIVE SEASONS LEADING TEAM

- 9 Dean Biasucci, 1986-94
- 4 Lou Michaels, 1965-68
- 3 Lenny Moore, 1956-58
- 3 Jim O'Brien, 1970-72
- 3 Toni Linhart, 1976-78
- 3 Raul Allegre, 1983-85

MOST KICK-SCORING POINTS (SEASON)

- 135 Cary Blanchard, 1996
- 117 Cary Blanchard, 1997
- 114 Dean Biasucci, 1988
- 112 Raul Allegre, 1983
- 109 Toni Linhart, 1976
- 106 Lou Michaels, 1967
- 104 Jim Martin, 1963
- 104 Lou Michaels, 1964
- 104 Mike Vanderjagt, 1998

MOST KICK-SCORING POINTS (GAME)

- 18 Lou Michaels vs. S.F., Sept. 25, 1966
- 17 Lou Michaels vs. STL, Oct. 12, 1964

MOST NON-KICK-SCORING POINTS (GAME)

- (Continued)
- 17 Cary Blanchard at Buf, Sept. 21, 1997
 - 16 Lou Michaels at Chi, Nov. 8, 1964
 - 16 Toni Linhart vs. Buf, Dec. 12, 1965
 - 16 Raul Allegre at Phil, Oct. 30, 1983
 - 16 Dean Biasucci at Mia, Nov. 15, 1987
 - 15 [3 times]
 - 14 [3 times]
 - 13 [16 times]

MOST NON-KICK-SCORING POINTS (SEASON)

- 120 Lenny Moore, 1964
- 90 Lenny Moore, 1961
- 90 Lydell Mitchell, 1975
- 90 Eric Dickerson, 1988
- 84 Lenny Moore, 1958
- 84 Raymond Berry, 1959
- 84 Marshall Faulk, 1995
- 78 Lenny Moore, 1960
- 78 Tom Matte, 1969

MOST SEASONS 100+ POINTS

- 4 Lou Michaels
- 2 Cary Blanchard
- 1 Allegre/Biasucci/Linhart/Martin/Moore/Vanderjagt

MOST CONSECUTIVE SEASONS 100+ POINTS

- 2 Lou Michaels, 1964-65, 67-68
- 2 Cary Blanchard, 1996-97

TOUCHDOWNS

MOST (CAREER)

- 113 Lenny Moore, 1956-67
- 68 Raymond Berry, 1955-67
- 58 Don McCauley, 1971-81
- 57 Tom Matte, 1961-72
- 51 Marshall Faulk, 1994-98
- 50 Jimmy Orr, 1961-70
- 44 Alan Ameche, 1955-60
- 41 Lydell Mitchell, 1972-77
- 40 Jim Mutscheller, 1954-61
- 38 John Mackey, 1963-71

MOST (SEASON)

- 20 Lenny Moore, 1964
- 15 Lenny Moore, 1961
- 15 Lydell Mitchell, 1975
- 15 Eric Dickerson, 1988
- 14 Lenny Moore, 1958
- 14 Raymond Berry, 1959
- 14 Marshall Faulk, 1995
- 13 Lenny Moore, 1960
- 13 Tom Matte, 1969
- 13 Curtis Dickey, 1980
- 12 Tom Matte, 1967
- 12 Marshall Faulk, 1994

MOST (ROOKIE)

- 13 Curtis Dickey, 1980
- 12 Marshall Faulk, 1994
- 9 Alan Ameche, 1955
- 9 Lenny Moore, 1956
- 9 Rodney Culver, 1992

MOST (GAME)

- 4 Lenny Moore vs. Chi, Oct. 4, 1958
- 4 Lenny Moore vs. LA Rams, Oct. 16, 1960
- 4 Lenny Moore vs. Min, Oct. 1, 1961
- 4 Lydall Mitchell vs. Buf, Oct. 12, 1975
- 4 Eric Dickerson vs. Den, Oct. 31, 1988
- 3 [22 times] Last: Marvin Harrison at S.F., Oct. 18, 1998

MOST (ROOKIE-GAME)

- 3 Billy Vessels vs. LA Rams, Nov. 25, 1956
- 3 Marshall Faulk vs. Hou, Sept. 4, 1994
- 3 Marvin Harrison at K.C., Dec. 15, 1996
- 2 [16 times] Last: Marshall Faulk vs. NYJ, Oct. 30, 1994

MOST CONSECUTIVE GAMES

SCORING TD

- 18 Lenny Moore, G7-9-1963, G1-1964/G1-1965
- 11 Lydall Mitchell, G6-1957/G2-1976
- 7 Raymond Berry, G8-1959/G2-1960
- 7 Curtis Dickey, G7-13, 1980
- 6 Lenny Moore, G9-1957/G2-1958
- 6 Lenny Moore, G6-11, 1961
- 6 Tom Matte G2-7, 1969
- 5 [6 times] Last: Don McCauley, G1-5-1977

MOST CONSECUTIVE GAMES

SCORING TD (ROOKIE)

- 7 Curtis Dickey, G7-13, 1980
- 5 Alan Ameche, G1-5, 1955
- 4 Lenny Moore, G3-6, 1956
- 4 Marshall Faulk, G8-11, 1994
- 3 Rodney Culver, G10-12, 1992
- 2 [13 times] Last: Marvin Harrison, G-14-15, 1996

MOST SEASONS LEADING TEAM

- 6 Lenny Moore, 1956-58, 60-61, 64
- 4 Marshall Faulk, 1994-95, 97-98
- 3 Tom Matte, 1967-69
- 3 Curtis Dickey, 1980-81, 83
- 2 [8 times] Last: Rodney Culver, 1992-93

MOST CONSECUTIVE SEASONS

LEADING TEAM

- 3 Lenny Moore, 1956-58
- 3 Tom Matte, 1967-69
- 2 [8 times] Last: Marshall Faulk, 1997-98

MOST 10+ TD SEASONS

- 5 Lenny Moore, 1957-58, 60-61, 64
- 3 Tom Matte, 1967-69
- 3 Marshall Faulk, 1994-95, 98
- 2 Raymond Berry, 1959-60
- 2 Jimmy Orr, 1962, 65
- 2 Don McCauley, 1975-76
- 2 Curtis Dickey, 1980-81
- 1 Bulaich/Carr/Dickey/Mitchell

MOST CONSECUTIVE 10+ TD SEASONS

- 3 Tom Matte, 1967-69
- 2 Lenny Moore, 1957-58, 60-61
- 2 Raymond Berry, 1959-60
- 2 Don McCauley, 1975-76
- 2 Curtis Dickey, 1980-81
- 2 Marshall Faulk, 1994-95

POINTS AFTER TOUCHDOWN

MOST ATTS (CAREER)

- 270 Lou Michaels, 1964-69
- 261 Dean Biasucci, 1984, 86-94
- 195 Toni Linhart, 1974-79
- 189 Steve Myhra, 1957-61
- 98 Jim O'Brien, 1970-72
- 77 Raul Allegre, 1983-85
- 75 Steve Mike-Mayer, 1979-80
- 73 Cary Blanchard, 1995-97
- 63 Bert Rechichar, 1953-59
- 39 Mike Wood, 1981-82

MOST ATTS (SEASON)

- 54 Lou Michaels, 1964
- 52 Toni Linhart, 1975
- 51 Steve Myhra, 1958
- 51 Steve Myhra, 1959
- 51 Toni Linhart, 1976
- 50 Lou Michaels, 1968
- 48 Lou Michaels, 1965
- 48 Lou Michaels, 1967
- 46 Steve Mike-Mayer, 1980
- 40 Dean Biasucci, 1988

MOST ATTS (ROOKIE)

- 38 Jim O'Brien, 1970
- 26 Tom Feamster, 1956
- 26 George Hunt, 1973
- 24 Raul Allegre, 1983
- 23 Buck McPhail, 1953

MOST (CAREER)

- 263 Lou Michaels, 1964-69
- 255 Dean Biasucci, 1984, 86-94
- 184 Toni Linhart, 1974-79
- 180 Steve Myhra, 1957-61
- 95 Jim O'Brien, 1970-72
- 73 Cary Blanchard, 1995-97
- 72 Raul Allegre, 1983-85
- 71 Steve Mike-Mayer, 1979-80
- 56 Bert Rechichar, 1953-59
- 35 Mike Wood, 1981-82

MOST (SEASON)

- 53 Lou Michaels, 1964
- 51 Toni Linhart, 1975
- 50 Steve Myhra, 1959
- 49 Toni Linhart, 1976
- 48 Steve Myhra, 1958
- 48 Lou Michaels, 1965
- 48 Lou Michaels, 1968
- 46 Lou Michaels, 1967
- 43 Steve Mike-Mayer, 1980
- 39 Dean Biasucci, 1988

MOST (ROOKIE)

- 36 Jim O'Brien, 1970
- 24 Tom Feamster, 1956
- 22 George Hunt, 1973
- 22 Raul Allegre, 1983
- 21 Buck McPhail, 1953

MOST (GAME)

- 8 Tom Feamster vs. LA Rams, Nov. 5, 1956
- 8 Steve Myhra vs. G.B., Nov. 2, 1958
- 7 Steve Myhra vs. Chi, Oct. 4, 1958
- 7 Lou Michaels vs. Chi, Sept. 27, 1964
- 7 Lou Michaels at Atl, Nov. 12, 1967
- 7 Toni Linhart vs. NYJ, Nov. 16, 1975
- 7 Toni Linhart vs. Buf, Dec. 12, 1976
- 7 Raul Allegre vs. Buf, Oct. 6, 1985
- 7 Dean Biasucci vs. Den, Oct. 31, 1988

MOST (ROOKIE-GAME)

- 8 Tom Feamster vs. LA Rams, Nov. 5, 1956

MOST CONSECUTIVE PATS

- 103 Lou Michaels, 1964-66
- 77 Dean Biasucci, 1986-88
- 73 Cary Blanchard, 1995-97
- 62 Jim O'Brien, 1971-72
- 56 Toni Linhart, 1975-76
- 50 Dean Biasucci, 1990-93
- 41 Steve Myhra, 1959-60
- 40 Steve Myhra, 1958-59
- 33 Dean Biasucci, 1989-90
- 31 Lou Michaels, 1964

HIGHEST PERCENTAGE (CAREER-50 MIN.)

- 100.0 Cary Blanchard, 1995-97
- 97.7 Dean Biasucci, 1984, 86-94
- 97.4 Lou Michaels, 1964-69
- 97.0 Jim O'Brien, 1970-72
- 95.2 Steve Myhra, 1957-61
- 94.7 Steve Mike-Mayer, 1979-80
- 94.4 Toni Linhart, 1974-79

HIGHEST PERCENTAGE (CAREER-50 MIN.)

(Continued)

- 93.5 Raul Allegre, 1983-85
- 88.9 Bert Rechichar, 1953-59

HIGHEST PERCENTAGE (SEASON-20 ATT.)

- 100.0 Lou Michaels, 1965
- 100.0 Jim O'Brien, 1972
- 100.0 Toni Linhart, 1974
- 100.0 Dean Biasucci, 1987
- 100.0 Dean Biasucci, 1992
- 100.0 Dean Biasucci, 1994
- 100.0 Cary Blanchard, 1995
- 100.0 Cary Blanchard, 1996
- 100.0 Cary Blanchard, 1997
- 100.0 Mike Vanderjagt, 1998

HIGHEST PERCENTAGE (ROOKIE-SEASON-20 ATT.)

- 94.7 Jim O'Brien, 1970
- 92.3 Tom Feamster, 1956
- 91.7 George Hunt, 1973
- 91.7 Raul Allegre, 1983
- 91.3 Buck McPhail, 1953

FIELD GOALS

MOST ATTEMPTS (CAREER)

- 250 Dean Biasucci, 1984, 86-94
- 198 Lou Michaels, 1964-69
- 116 Toni Linhart, 1974-79
- 105 Cary Blanchard, 1995-97
- 94 Jim O'Brien, 1970-72
- 91 Steve Myhra, 1957-61
- 79 Bert Rechichar, 1953-59
- 79 Raul Allegre, 1983-85
- 43 Steve Mike-Mayer, 1979-80
- 31 Mike Vanderjagt, 1998

MOST ATTEMPTS (SEASON)

- 41 Cary Blanchard, 1997
- 40 Cary Blanchard, 1996
- 39 Steve Myhra, 1961
- 39 Jim Martin, 1963
- 39 Lou Michaels, 1966
- 37 Lou Michaels, 1967
- 35 Lou Michaels, 1964
- 35 Raul Allegre, 1983
- 34 Jim O'Brien, 1970
- 32 Dean Biasucci, 1988

MOST ATTEMPTS (ROOKIE)

- 35 Raul Allegre, 1983
- 34 Jim O'Brien, 1970
- 28 George Hunt, 1973

MOST ATTEMPTS (GAME)

- 6 Toni Linhart vs. NYJ, Nov. 28, 1976
- 6 Raul Allegre at Phil, Oct. 30, 1983
- 6 Dean Biasucci vs. Mia, Sept. 25, 1988
- 5 [13 times] Last: Cary Blanchard vs. GB, Nov. 16, 1997

MOST ATTEMPTS (ROOKIE-GAME)

- 6 Raul Allegre at Phil, Oct. 30, 1983
- 5 Jim O'Brien vs. Phil, Dec. 6, 1970
- 5 Raul Allegre at Den, Nov. 11, 1983
- 4 Jim O'Brien at S.D., Sept. 20, 1970
- 4 Jim O'Brien at NYJ, Oct. 18, 1970
- 4 George Hunt vs. Hou, Nov. 4, 1973
- 4 George Hunt vs. Buf, Nov. 25, 1973
- 4 Raul Allegre vs. Chi, Sept. 25, 1983

MOST (CAREER)

- 176 Dean Biasucci, 1984, 86-94
- 107 Lou Michaels, 1964-69
- 87 Cary Blanchard, 1995-97
- 70 Toni Linhart, 1974-79
- 57 Raul Allegre, 1983-85
- 52 Jim O'Brien, 1970-72
- 44 Steve Myhra, 1957-61
- 28 Bert Rechichar, 1953-59
- 27 Mike Vanderjagt, 1998

MOST (CAREER) (Continued)

- 24 Jim Martin, 1963
- 23 Steve Mike-Mayer, 1979-80

MOST (SEASON-16 MIN.)

- 36 Cary Blanchard, 1996
- 32 Cary Blanchard, 1997
- 30 Raul Allegre, 1983
- 27 Mike Vanderjagt, 1998
- 26 Dean Biasucci, 1993
- 25 Dean Biasucci, 1988
- 24 Jim Martin, 1963
- 24 Dean Biasucci, 1987
- 21 Steve Myhra, 1961
- 21 Lou Michaels, 1966
- 21 Dean Biasucci, 1989

MOST (ROOKIE)

- 30 Raul Allegre, 1983
- 19 Jim O'Brien, 1970
- 16 George Hunt, 1973

MOST (GAME)

- 5 Lou Michaels vs. S.F., Sept. 25, 1966
- 5 Raul Allegre at Phil, Oct. 30, 1983
- 5 Dean Biasucci vs. Mia, Sept. 25, 1988
- 5 Cary Blanchard at Buf, Sept. 21, 1997
- 4 Jim Martin at Det, Oct. 20, 1963
- 4 Lou Michaels vs. Sit, Oct. 12, 1964
- 4 Lou Michaels at Chi, Nov. 8, 1964
- 4 Lou Michaels at Atl, Nov. 13, 1966
- 4 Lou Michaels at S.F., Nov. 26, 1967
- 4 Toni Linhart vs. NYJ, Nov. 28, 1976
- 4 Raul Allegre at Den, Dec. 11, 1983
- 4 Dean Biasucci at NYJ, Nov. 1, 1987
- 4 Dean Biasucci at Mia, Nov. 15, 1987
- 4 Cary Blanchard vs. S.F., Oct. 15, 1995
- 4 Cary Blanchard at Dal, Sept. 15, 1996
- 4 Cary Blanchard vs. S.D., Nov. 3, 1996
- 4 Cary Blanchard vs. NYJ, Nov. 17, 1996
- 4 Cary Blanchard vs. GB, Nov. 16, 1997
- 4 Mike Vanderjagt vs. Buf, Oct. 11, 1998
- 4 Mike Vanderjagt vs. Car, Dec. 27, 1998

MOST (ROOKIE-GAME)

- 5 Raul Allegre at Phil, Oct. 30, 1983
- 4 Raul Allegre at Den, Dec. 11, 1983
- 3 Jim O'Brien at S.D., Sept. 20, 1970
- 3 Jim O'Brien at NYJ, Oct. 18, 1970
- 3 Jim O'Brien vs. Phil, Dec. 6, 1970
- 3 George Hunt at N.E., Oct. 7, 1973
- 3 George Hunt at Det, Oct. 21, 1973
- 3 Raul Allegre at N.E., Sept. 4, 1983
- 3 Raul Allegre at Buf, Sept. 18, 1983
- 3 Raul Allegre vs. Chi, Sept. 25, 1983

HIGHEST PERCENTAGE (CAREER-30 MIN.)

- 87.1 Mike Vanderjagt, 1998
- 82.9 Cary Blanchard, 1995-97
- 72.2 Raul Allegre, 1983-85
- 70.4 Dean Biasucci, 1984, 86-94
- 61.5 Jim Martin, 1963
- 60.5 Toni Linhart, 1974-79
- 55.3 Jim O'Brien, 1970-72
- 54.0 Lou Michaels, 1964-69
- 53.5 Steve Mike-Mayer, 1979-80
- 48.4 Steve Myhra, 1957-61
- 34.6 Bert Rechichar, 1953-59

HIGHEST PERCENTAGE (SEASON-20 MIN.)

- 90.0 Cary Blanchard, 1996
- 88.9 Dean Biasucci, 1987
- 87.1 Mike Vanderjagt, 1998
- 85.7 Raul Allegre, 1983
- 83.9 Dean Biasucci, 1993
- 79.2 Cary Blanchard, 1995
- 78.1 Dean Biasucci, 1988
- 78.0 Cary Blanchard, 1997
- 77.8 Dean Biasucci, 1989
- 74.1 Toni Linhart, 1976
- 70.8 Dean Biasucci, 1990

HIGHEST PERCENTAGE (ROOKIE-20 MIN.)

- 85.7 Raul Allegre, 1983
- 57.1 George Hunt, 1973
- 55.9 Jim O'Brien, 1970

HIGHEST PERCENTAGE (GAME-5 MIN.)

- 100.0 Lou Michaels vs. S.F., Sept. 25, 1966
- 100.0 Cary Blanchard at Buf, Sept. 21, 1997

MOST CONSECUTIVE SUCCESSFUL FGS

- 13 Cary Blanchard, G8-12, 1996
- 13 Cary Blanchard, G1-6, 1997
- 11 Jim O'Brien, G1-5, 1971
- 10 Lou Michaels, G11-13, 1967
- 10 Dean Biasucci, G11-15, 1987
- 9 George Hunt, G4-8, 1973
- 9 Raul Allegre, G1-4, 1983
- 9 Dean Biasucci, G15-16, 1986/G1-7, 1987
- 9 Cary Blanchard, G5-9, 1995
- 9 Cary Blanchard, G5-8, 1996

MOST CONSECUTIVE GAMES SCORING FIELD GOALS

- 21 Cary Blanchard, G3-1996/G7-1997
- 18 Dean Biasucci, G8-1988/G9-1989
- 12 Toni Linhart, G3-14, 1977
- 11 Lou Michaels, G13-1965/G9-1966
- 9 Lou Michaels, G13-1966/G7-1967
- 8 Jim O'Brien, G1-8, 1971

LONGEST FIELD GOAL

- 58 Dan Miller at S.D., Dec. 26, 1982
- 56 Bert Rechichar vs. Chi, Sept. 27, 1953
- 55 Raul Allegre at Den, Dec. 11, 1983
- 55 Dean Biasucci at Den, Oct. 15, 1989
- 55 Dean Biasucci at Mia, Dec. 30, 1990
- 54 Raul Allegre vs. S.D., Nov. 4, 1984
- 54 Dean Biasucci at N.E., Nov. 11, 1990
- 54 Dean Biasucci at Sea, Sept. 29, 1991
- 53 Lou Michaels vs. Dal, Dec. 3, 1967
- 53 Raul Allegre at Cin, Oct. 2, 1983
- 53 Dean Biasucci vs. Chi, Sept. 11, 1988
- 53 Dean Biasucci at Cin, Sept. 12, 1993
- 53 Mike Vanderjagt at Balt, Nov. 29, 1998

LONGEST FIELD GOAL (ROOKIE)

- 58 Dan Miller at S.D., Dec. 26, 1982
- 55 Raul Allegre at Den, Dec. 11, 1983
- 53 Raul Allegre at Cin, Oct. 2, 1983
- 50 Dean Biasucci vs. Sit, Sept. 16, 1984
- 48 Jim O'Brien vs. Bos, Oct. 25, 1970

MOST 50+ FIELD GOALS (CAREER)

- 18 Dean Biasucci, 1984, 86-94
- 7 Raul Allegre, 1983-85
- 7 Cary Blanchard, 1995-97
- 6 Mike Vanderjagt, 1998
- 4 Bert Rechichar, 1953-59
- 3 Lou Michaels, 1964-69
- 2 Dan Miller, 1982
- 1 Martin/Myhra/O'Brien

MOST 50+ FIELD GOALS (SEASON)

- 6 Dean Biasucci, 1988
- 6 Mike Vanderjagt, 1998
- 5 Cary Blanchard, 1996
- 4 Raul Allegre, 1983
- 3 Raul Allegre, 1984
- 2 (seven times) Leader: Dean Biasucci (3)

MOST 50+ FIELD GOALS (GAME)

- 2 Dean Biasucci vs. Mia, Sept. 25, 1988

MOST SEASONS 50+ FIELD GOALS

- 10 Dean Biasucci, 1984, 86-94
- 3 Cary Blanchard, 1995-97
- 2 Bert Rechichar, 1953, 55
- 2 Lou Michaels, 1965, 67
- 2 Raul Allegre, 1983-84

MOST CONSEC. SEASONS 50+ FIELD GOALS

- 10 Dean Biasucci, 1984, 86-94
- 3 Cary Blanchard, 1995-97
- 2 Raul Allegre, 1983-84

MOST CONSEC. SUCCESSFUL 50+ FIELD GOALS

- 6 Cary Blanchard, 1995-96
- 4 Raul Allegre, 1983
- 3 Dean Biasucci, 1986-87
- 3 Dean Biasucci, 1988
- 3 Mike Vanderjagt, 1998 (twice)

RUSHING

MOST ATTEMPTS (CAREER)

- 1391 Lydell Mitchell, 1972-77
- 1389 Marshall Faulk, 1994-98
- 1258 Eric Dickerson, 1987-91
- 1202 Tom Matte, 1961-72
- 1069 Lenny Moore, 1956-67
- 990 Randy McMillan, 1981-86
- 964 Alan Ameche, 1955-60
- 800 Curtis Dickey, 1980-85
- 770 Don McCauley, 1971-81
- 706 Jerry Hill, 1961, 63-70

MOST ATTEMPTS (SEASON)

- 388 Eric Dickerson, 1988
- 324 Marshall Faulk, 1998
- 314 Eric Dickerson, 1989
- 314 Marshall Faulk, 1994
- 301 Lydell Mitchell, 1977
- 289 Lydell Mitchell, 1975
- 289 Lydell Mitchell, 1976
- 289 Marshall Faulk, 1995
- 264 Marshall Faulk, 1997
- 254 Curtis Dickey, 1983

MOST ATTEMPTS (ROOKIE)

- 314 Marshall Faulk, 1994
- 213 Alan Ameche, 1955
- 179 Roosevelt Potts, 1993
- 176 Curtis Dickey, 1980
- 149 Randy McMillan, 1981

MOST ATTEMPTS (GAME)

- 40 Lydell Mitchell at NYJ, Oct. 20, 1974
- 36 Eric Dickerson vs. Buf, Dec. 18, 1988
- 35 Lydell Mitchell vs. Mia, Dec. 9, 1973
- 35 Eric Dickerson vs. S.D., Nov. 8, 1987
- 34 Lydell Mitchell vs. N.E., Dec. 16, 1973
- 34 Lydell Mitchell vs. N.E., Dec. 21, 1975
- 33 Lydell Mitchell at Atl, Nov. 17, 1974
- 33 Lydell Mitchell vs. Mia, Oct. 10, 1976
- 33 Eric Dickerson vs. T.B., Dec. 27, 1987
- 32 Lydell Mitchell at Sea, Sept. 18, 1977

MOST ATTEMPTS (ROOKIE-GAME)

- 28 Rodney Culver at N.E., Dec. 6, 1992
- 27 Marshall Faulk at Sea, Dec. 4, 1994
- 26 Marshall Faulk vs. Sea, Oct. 2, 1994
- 26 Marshall Faulk at Buf, Oct. 16, 1994
- 23 Roosevelt Potts vs. N.E., Oct. 31, 1993
- 23 Marshall Faulk vs. Hou, Sept. 4, 1994

MOST SEASONS LEADING TEAM

- 5 Alan Ameche, 1955-59
- 5 Tom Matte, 1963, 67-69, 71
- 5 Lydell Mitchell, 1973-77
- 5 Eric Dickerson, 1987-91
- 5 Marshall Faulk, 1994-98
- 4 Randy McMillan, 1982, 84-86
- 3 Lenny Moore, 1960, 62, 64
- 3 Curtis Dickey, 1980-81, 83

MOST CONSEC. SEASONS LEADING TEAM

- 5 Alan Ameche, 1955-59
- 5 Lydell Mitchell, 1973-77
- 5 Eric Dickerson, 1987-91
- 5 Marshall Faulk, 1994-98

MOST CONSC. SEASONS LEADING TEAM

(Continued)

- 3 Tom Matte, 1967-69
- 3 Randy McMillan, 1984-86
- 2 Curtis Dickey, 1980-81

MOST SEASONS 100+ ATTEMPTS

- 6 Randy McMillan, 1981-86
- 5 Alan Ameche, 1955-59
- 5 Tom Matte, 1963, 67-69, 71
- 5 Lydell Mitchell, 1973-77
- 5 Eric Dickerson, 1987-91
- 5 Marshall Faulk, 1994-98
- 4 Curtis Dickey, 1980-81, 83-84

MOST CONSC. SEASONS 100+ ATTEMPTS

- 6 Randy McMillan, 1981-86
- 5 Alan Ameche, 1955-59
- 5 Lydell Mitchell, 1973-77
- 5 Eric Dickerson, 1987-91
- 5 Marshall Faulk, 1994-98
- 3 Tom Matte, 1967-69
- 3 Joe Washington, 1978-80

MOST GAMES WITH ATTEMPTS (CAREER)

- 164 John Unitas, 1956-72
- 134 Lenny Moore, 1956-67
- 127 Tom Matte, 1961-72
- 126 Don McCauley, 1971-81
- 89 Jerry Hill, 1961, 63-70

MOST YARDS (CAREER)

- 5487 Lydell Mitchell, 1972-77
- 5320 Marshall Faulk, 1994-98
- 5194 Eric Dickerson, 1987-91
- 5174 Lenny Moore, 1956-67
- 4646 Tom Matte, 1961-72
- 4045 Alan Ameche, 1955-60
- 3876 Randy McMillan, 1981-86
- 3490 Curtis Dickey, 1980-85
- 2666 Jerry Hill, 1961, 63-70
- 2627 Don McCauley, 1971-81

MOST YARDS (SEASON)

- 1659 Eric Dickerson, 1988
- 1319 Marshall Faulk, 1998
- 1311 Eric Dickerson, 1989
- 1282 Marshall Faulk, 1994
- 1200 Lydell Mitchell, 1976
- 1193 Lydell Mitchell, 1975
- 1159 Lydell Mitchell, 1977
- 1122 Curtis Dickey, 1983
- 1078 Marshall Faulk, 1995
- 1054 Marshall Faulk, 1997
- 1011 Eric Dickerson, 1987

MOST YARDS (ROOKIE)

- 1282 Marshall Faulk, 1994
- 961 Alan Ameche, 1955
- 800 Curtis Dickey, 1980
- 711 Roosevelt Potts, 1993
- 649 Lenny Moore, 1956

MOST YARDS (GAME)

- 198 Norm Bulaich, vs. NYJ, Sept. 19, 1971
- 196 Eric Dickerson vs. T.B., Dec. 27, 1987
- 194 Alan Ameche vs. Chi, Sept. 25, 1955
- 192 Marshall Faulk at Balt, Nov. 29, 1998
- 185 Lenny Moore vs. G.B., Oct. 28, 1956
- 178 Lydell Mitchell vs. K.C., Nov. 30, 1975
- 177 Marshall Faulk vs. St. L. Rams, Oct. 1, 1995
- 170 George Wonsley vs. Det, Sept. 22, 1985
- 169 Eric Dickerson at S.D., Oct. 23, 1988
- 169 Eric Dickerson at Mia, Dec. 4, 1988
- 166 Eric Dickerson vs. Buf, Dec. 18, 1988

MOST YARDS (ROOKIE-GAME)

- 194 Alan Ameche vs. Chi, Sept. 25, 1955
- 185 Lenny Moore vs. G.B., Oct. 28, 1956
- 153 Alan Ameche vs. Det, Oct. 1, 1955
- 146 Randy McMillan at N.E., Sept. 6, 1981
- 143 Marshall Faulk vs. Hou, Sept. 4, 1994

MOST SEASONS LEADING TEAM

- 5 Alan Ameche, 1955-59
- 5 Lydell Mitchell, 1973-77
- 5 Eric Dickerson, 1987-91
- 5 Marshall Faulk, 1994-98
- 4 Tom Matte, 1963, 67-69
- 4 Randy McMillan, 1982, 84-86
- 3 Lenny Moore, 1960, 62, 64
- 3 Curtis Dickey, 1980-81, 83
- 2 Norm Bulaich, 1970-71
- 2 Joe Washington, 1978-79

MOST CONSC. SEASONS LEADING TEAM

- 5 Alan Ameche, 1955-59
- 5 Lydell Mitchell, 1973-77
- 5 Eric Dickerson, 1987-91
- 5 Marshall Faulk, 1994-98
- 3 Tom Matte, 1967-69
- 3 Randy McMillan 1984-86
- 2 Bulaich/Dickey/Washington

MOST 100+ GAMES (CAREER)

- 24 Eric Dickerson, 1987-91
- 16 Lydell Mitchell, 1972-77
- 14 Marshall Faulk, 1994-98
- 7 Alan Ameche, 1955-60
- 6 Lenny Moore, 1956-67
- 6 Curtis Dickey, 1980-85
- 6 Randy McMillan, 1981-86
- 4 Tom Matte, 1961-72

MOST 100+ GAMES (SEASON)

- 8 Eric Dickerson, 1988
- 6 Eric Dickerson, 1987
- 6 Eric Dickerson, 1989
- 5 Lydell Mitchell, 1975
- 4 Marshall Faulk, 1994
- 4 Marshall Faulk, 1997
- 4 Marshall Faulk, 1998
- 3 (7 times) Leader: Lydell Mitchell (3)

MOST 100+ GAMES (ROOKIE)

- 4 Marshall Faulk, 1994
- 3 Alan Ameche, 1955
- 2 Lenny Moore, 1956
- 2 Roosevelt Potts, 1993
- 1 Bulaich/Dickey/Lorick/McMillan

MOST CONSC. 100+ GAMES

- 4 Eric Dickerson, G8-11, 1987
- 3 Lydell Mitchell, G10-12, 1975
- 3 Eric Dickerson, G14-15-1987/G1-1988
- 3 Eric Dickerson, G3-5, 1988
- 3 Eric Dickerson, G16-1988/G2-1989

MOST YARDS TWO RUSHERS (SEASON)

- 1924 Dickey (1122)/McMillan (802), 1983
- 1889 Dickerson (1659)/Bentley (230), 1988
- 1645 Mitchell (1200)/Leaks (445), 1976
- 1642 Dickerson (1011)/Bentley (631), 1987
- 1618 Faulk (1282)/Potts (336), 1994

MOST TOUCHDOWNS (CAREER)

- 63 Lenny Moore, 1956-67
- 45 Tom Matte, 1961-72
- 42 Marshall Faulk, 1994-98
- 40 Alan Ameche, 1955-60
- 40 Don McCauley, 1971-81
- 32 Eric Dickerson, 1987-91
- 27 Lydell Mitchell, 1972-77
- 26 Curtis Dickey, 1980-85
- 26 Randy McMillan, 1981-86
- 22 Jerry Hill, 1961, 63-70

MOST TOUCHDOWNS (SEASON)

- 16 Lenny Moore, 1964
- 14 Eric Dickerson, 1988
- 11 Tom Matte, 1969
- 11 Lydell Mitchell, 1975
- 11 Curtis Dickey, 1980

MOST TOUCHDOWNS (SEASON)

(Continued)

- 11 Marshall Faulk, 1994
- 11 Marshall Faulk, 1995
- 10 Don McCauley, 1975

MOST TOUCHDOWNS (ROOKIE)

- 11 Curtis Dickey, 1980
- 11 Marshall Faulk, 1994
- 9 Alan Ameche, 1955
- 8 Lenny Moore, 1956
- 7 Rodney Culver, 1992

MOST TOUCHDOWNS (GAME)

- 4 Eric Dickerson vs. Den, Oct. 31, 1988
- 3 Alan Ameche at GBM, Oct. 13, 1957
- 3 Lenny Moore vs. LA Rams, Oct. 16, 1960
- 3 Tom Matte vs. Wash, Nov. 2, 1969
- 3 Don McCauley at Mia, Nov. 23, 1975
- 3 Randy McMillan vs. N.E., Dec. 1, 1985
- 3 Marshall Faulk vs. Hou, Sept. 4, 1994
- 3 Marshall Faulk vs. St. L. Rams, Oct. 1, 1995

MOST TOUCHDOWNS (ROOKIE-GAME)

- 3 Marshall Faulk vs. Hou, Sept. 4, 1994
- 2 (12 times) Last: Marshall Faulk vs. NYJ, Oct. 30, 1994

MOST GAMES WITH TOUCHDOWNS (CAREER)

- 54 Lenny Moore, 1956-67
- 37 Tom Matte, 1961-72
- 32 Don McCauley, 1971-81
- 32 Marshall Faulk, 1994-98
- 31 Alan Ameche, 1955-60
- 24 Lydell Mitchell, 1972-77
- 22 Curtis Dickey, 1980-85
- 22 Eric Dickerson, 1987-91
- 21 Jerry Hill, 1961, 63-70
- 18 Randy McMillan, 1981-86
- 18 Albert Bentley, 1985-91

MOST GAMES WITH TOUCHDOWNS (SEASON)

- 12 Lenny Moore, 1964
- 9 Lydell Mitchell, 1975
- 9 Eric Dickerson, 1988
- 8 Alan Ameche, 1955
- 8 Tom Matte, 1968
- 8 Tom Matte, 1969
- 8 Curtis Dickey, 1980
- 8 Marshall Faulk 1995
- 7 (6 times) Last: Marshall Faulk, 1994

MOST GAMES WITH TOUCHDOWNS (ROOKIE)

- 8 Alan Ameche, 1955
- 8 Curtis Dickey, 1980
- 7 Rodney Culver, 1992
- 7 Marshall Faulk, 1994
- 6 Lenny Moore, 1956

MOST CONSC. GAMES RUSHING TDS

- 11 Lenny Moore, G8-9-1963/G9-1964
- 9 Lydell Mitchell, G8-14-1975/G1-1976
- 7 Curtis Dickey, G9-15, 1980
- 6 Tom Matte, G2-7, 1969
- 5 Alan Ameche, G1-5, 1955
- 4 Lenny Moore, G3-6, 1956
- 4 Jerry Hill, G13-14-1964/G1-2-1965
- 4 Don McCauley, G3-6, 1976
- 4 Marshall Faulk, G2, 5-6, 8-1996
- 3 (9 times) Last: Marshall Faulk, G12-14, 1998

MOST CONSC. GAMES RUSHING TDS (ROOKIE)

- 7 Curtis Dickey, G9-15, 1980
- 5 Alan Ameche, G1-5, 1955
- 4 Lenny Moore, G3-6, 1956
- 3 (4 times) Last: Marshall Faulk, G9-11, 1994

MOST SEASONS LEADING TEAM (*tied for lead)

- 6 Lenny Moore, 1956*, 60-61, 64, 65*, 66*
- 5 Alan Ameche, 1955, 56*, 57-59
- 5 Randy McMillan, 1982*, 83-84, 86*
- 5 Marshall Faulk, 1994-98
- 4 Tom Matte, 1967-69, 71*
- 4 Don McCauley, 1973*, 76-78
- 4 Eric Dickerson, 1988-89, 90*, 91
- 3 Lydell Mitchell, 1973*, 74-75
- 3 Curtis Dickey, 1980-81, 82*

MOST CONSEC. SEASONS LEADING TEAM (*tied)

- 5 Alan Ameche, 1955-59 (56*)
- 5 Randy McMillan, 1982-86 (82, 86*)
- 5 Marshall Faulk, 1994-98
- 4 Eric Dickerson, 1988-91 (90*)

HIGHEST AVERAGE (CAREER-300 ATT/4.0)

- 4.8 Lenny Moore, 1956-67
- 4.5 Albert Bentley, 1985-91
- 4.4 Curtis Dickey, 1980-85
- 4.2 Alan Ameche, 1955-60
- 4.1 Eric Dickerson, 1987-91
- 4.0 Tony Loric, 1964-67
- 4.0 Norm Bulaich, 1970-72
- 3.8 Marshall Faulk, 1994-98

HIGHEST AVERAGE (SEASON-80 ATT)

- 7.5 Lenny Moore, 1956
- 7.3 Lenny Moore, 1958
- 7.0 Lenny Moore, 1961
- 5.2 George Wonsley, 1985
- 5.1 Tony Loric, 1964
- 5.0 Lenny Moore, 1957
- 4.9 Norm Bulaich, 1971
- 4.8 Alan Ameche, 1956
- 4.8 Curtis Dickey, 1981
- 4.7 George Taliaferro, 1953

HIGHEST AVERAGE (ROOKIE-80 ATT)

- 7.5 Lenny Moore, 1956
- 5.1 Tony Loric, 1964
- 4.6 Curtis Dickey, 1980
- 4.5 Alan Ameche, 1955
- 4.1 Don Nottingham, 1971

HIGHEST AVERAGE (GAME-10 ATT) *ROOKIE

- 14.2 *Lenny Moore vs. G.B., Oct. 28, 1956
- 11.3 Lenny Moore at Det, Oct. 19, 1958
- 11.3 Marshall Faulk at Balt, Nov. 29, 1998
- 10.9 *Lenny Moore at Cle, Nov. 11, 1956
- 9.6 Curtis Dickey at Den, Sept. 20, 1981
- 9.3 *Ron Lee vs. Hou, Nov. 1, 1976
- 9.3 Marshall Faulk vs. St.L. Rams, Oct. 1, 1995
- 9.2 *Alan Ameche vs. Chi, Sept. 25, 1955
- 9.2 Tom Matte vs. LA Rams, Dec. 15, 1963
- 9.1 *Randy McMillan at N.E., Sept. 6, 1981
- 9.0 Tony Loric at Chi, Nov. 8, 1964
- 9.0 Norm Bulaich vs. NYJ, Sept. 19, 1971

LONGEST RUSHES (*denotes ROOKIE)

- 801 Tom Matte vs. St.L, Oct. 12, 1964
- 791 *Alan Ameche vs. Chi, Sept. 25, 1955
- 791 *Lenny Moore vs. G.B., Oct. 28, 1956
- 791 Lenny Moore vs. S.F., Nov. 30, 1958
- 721 *Lenny Moore vs. G.B., Oct. 28, 1956
- 701 *Lenny Moore at Cle, Nov. 11, 1956
- 701 Albert Bentley at Raid, Dec. 21, 1986
- 691 *Ron Lee vs. Hou, Nov. 1, 1976
- 681 Marshall Faulk at Balt, Nov. 29, 1998
- 671 Norm Bulaich vs. NYJ, Sept. 19, 1971
- 671 Curtis Dickey vs. Dal, Dec. 6, 1981
- 67 *Owen Gill vs. Hou, Dec. 22, 1985

PASSING

MOST ATTEMPTS (CAREER)

- 5110 John Unitas, 1956-72
- 2464 Bert Jones, 1973-81
- 1536 Jack Trudeau, 1986-93
- 1532 Jeff George, 1990-93
- 1230 Jim Harbaugh, 1994-97
- 1154 Mike Pagel, 1982-85
- 676 Earl Morrall, 1968-71
- 576 Marty Domres, 1972-75
- 575 Peyton Manning, 1998
- 533 Greg Landry, 1979-81

MOST ATTEMPTS (SEASON)

- 575 Peyton Manning, 1998
- 485 Jeff George, 1991
- 457 Greg Landry, 1979
- 446 Bert Jones, 1980
- 436 John Unitas, 1967
- 426 Bert Jones, 1981
- 420 John Unitas, 1961
- 417 Jack Trudeau, 1986
- 410 John Unitas, 1963
- 407 Jeff George, 1993
- 405 Jim Harbaugh, 1996

MOST ATTEMPTS (ROOKIE)

- 575 Peyton Manning, 1998
- 417 Jack Trudeau, 1986
- 334 Jeff George, 1990
- 237 George Shaw, 1955
- 233 Chris Chandler, 1988
- 221 Mike Pagel, 1982

MOST ATTEMPTS (GAME)

- 59 Jeff George at Was, Nov. 7, 1993
- 57 Jack Trudeau at NYJ, Nov. 16, 1986
- 53 Bert Jones vs. NYJ, Dec. 15, 1974
- 53 Jack Trudeau vs. NYJ, Sept. 28, 1986
- 52 Peyton Manning vs. N.E., Nov. 1, 1998
- 49 Greg Landry at NYJ, Dec. 2, 1979
- 48 Jeff George vs. Buf, Jan. 2, 1994
- 46 Bert Jones at Den, Nov. 27, 1977
- 45 John Unitas vs. NYJ, Sept. 24, 1972
- 45 Bert Jones vs. St.L, Nov. 22, 1981

MOST ATTEMPTS (ROOKIE-GAME)

- 57 Jack Trudeau at NYJ, Nov. 16, 1986
- 53 Jack Trudeau vs. NYJ, Sept. 28, 1986
- 52 Peyton Manning vs. N.E., Nov. 1, 1998
- 44 Jack Trudeau vs. N.O., Oct. 12, 1986
- 44 Peyton Manning at NYJ, Sept. 20, 1998
- 44 Peyton Manning vs. NYJ, Nov. 15, 1998

MOST SEASONS LEADING TEAM (ATT/COMP)

- 15 John Unitas, 1956-67, 69-71
- 6 Bert Jones, 1974-77, 80-81
- 6 Mike Pagel, 1982-85
- 4 Jeff George, 1990-93
- 4 Jim Harbaugh, 1994-97

MOST CONSEC. SEASONS LEADING TEAM (ATT/COMP)

- 12 John Unitas, 1956-67
- 4 Bert Jones, 1974-77
- 4 Mike Pagel, 1982-85
- 4 Jeff George, 1990-93
- 4 Jim Harbaugh, 1994-97

MOST 40+ ATTEMPT GAMES

- 9 Jack Trudeau, 1986-93
- 8 John Unitas, 1956-72
- 8 Bert Jones, 1973-81
- 8 Jeff George, 1990-93
- 6 Peyton Manning, 1998
- 5 Jim Harbaugh, 1994-97
- 2 Greg Landry, 1979-81
- 1 Domres/Hogeboom/Justin

MOST SEASONS 200+ ATTEMPTS

- 13 John Unitas, 1957-67, 69-70
- 6 Bert Jones, 1974-77, 80-81

MOST SEASONS 200+ ATTEMPTS

(Continued)

- 4 Mike Pagel, 1982-85
- 4 Jeff George, 1990-93
- 4 Jim Harbaugh, 1994-97
- 3 Jack Trudeau, 1986-87, 89

CONSEC. SEASONS 200+ ATTEMPTS

- 11 John Unitas, 1957-67
- 4 Bert Jones, 1974-77
- 4 Mike Pagel, 1982-85
- 4 Jeff George, 1990-93
- 4 Jim Harbaugh, 1994-97

MOST GAMES WITH ATTEMPTS (CAREER)

- 202 John Unitas, 1956-72
- 97 Bert Jones, 1973-81
- 61 Jack Trudeau, 1986-93
- 52 Jim Harbaugh, 1994-97
- 51 Mike Pagel, 1982-85
- 51 Jeff George, 1990-93

MOST COMPLETIONS (CAREER)

- 2796 John Unitas, 1956-72
- 1382 Bert Jones, 1973-81
- 874 Jeff George, 1990-93
- 812 Jack Trudeau, 1986-93
- 746 Jim Harbaugh, 1994-97
- 587 Mike Pagel, 1982-85
- 363 Earl Morrall, 1968-71
- 326 Peyton Manning, 1998
- 308 Greg Landry, 1979-81
- 293 Marty Domres, 1972-75

MOST COMPLETIONS (SEASON)

- 326 Peyton Manning, 1998
- 292 Jeff George, 1991
- 270 Greg Landry, 1979
- 255 John Unitas, 1967
- 248 Bert Jones, 1980
- 244 Bert Jones, 1981
- 237 John Unitas, 1963
- 234 Jeff George, 1993
- 232 Jim Harbaugh, 1996
- 229 John Unitas, 1961

MOST COMPLETIONS (ROOKIE)

- 326 Peyton Manning, 1998
- 204 Jack Trudeau, 1986
- 181 Jeff George, 1990
- 129 Chris Chandler, 1988
- 119 George Shaw, 1955
- 111 Mike Pagel, 1982

MOST COMPLETIONS (GAME)

- 37 Jeff George at Was, Nov. 7, 1993
- 36 Bert Jones vs. NYJ, Dec. 15, 1974
- 30 Jeff George vs. Buf, Jan. 2, 1994
- 30 Jim Harbaugh vs. NE, Sept. 7, 1997
- 30 Peyton Manning vs. N.E., Nov. 1, 1998
- 29 Greg Landry at NYJ, Dec. 2, 1979
- 29 Jeff George vs. Det, Sept. 22, 1991
- 27 Bert Jones at Den, Nov. 27, 1977
- 27 Bert Jones vs. Cle, Nov. 9, 1980
- 27 Jack Trudeau at NYJ, Nov. 16, 1986
- 27 Gary Hogeboom vs. Mia, Sept. 20, 1987
- 27 Jeff George vs. N.E., Sept. 1, 1991
- 27 Jeff George vs. S.D., Oct. 18, 1992
- 27 Jeff George at Mia, Oct. 24, 1993
- 27 Peyton Manning at Balt, Nov. 29, 1998

MOST COMPLETIONS (ROOKIE-GAME)

- 30 Peyton Manning vs. N.E., Nov. 1, 1998
- 27 Jack Trudeau at NYJ, Nov. 16, 1986
- 27 Peyton Manning at Balt, Nov. 29, 1998
- 26 Peyton Manning vs. NYJ, Nov. 15, 1998
- 24 Jack Trudeau vs. N.O., Oct. 12, 1986
- 23 Mike Pagel vs. G.B., Dec. 19, 1982
- 23 Jeff George vs. NYG, Nov. 5, 1990
- 23 Peyton Manning at Seo, Dec. 20, 1998

MOST CONSECUTIVE COMPLETIONS

- 17 Bert Jones vs. NYJ, Dec. 15, 1974
- 12 John Unitas vs. Atl, Nov. 27, 1967
- 12 Jim Harbaugh vs. N.E., Dec. 23, 1995
- 11 Jim Harbaugh at N.E., Nov. 19, 1995
- 11 Jim Harbaugh vs. Mia, Sept. 23, 1996
- 11 Jim Harbaugh at K.C./Cin, Dec. 15-22, 1996

MOST GAMES WITH COMPLETIONS (CAREER)

- 200 John Unitas, 1956-72
- 96 Bert Jones, 1973-81
- 61 Jack Trudeau, 1986-93
- 52 Jim Harbaugh, 1994-97
- 51 Mike Pagel, 1982-85
- 51 Jeff George, 1990-93

MOST GAMES 20+ COMPLETIONS (CAREER)

- 35 John Unitas, 1956-72
- 20 Bert Jones, 1973-81
- 17 Jeff George, 1990-93
- 13 Jack Trudeau, 1986-93

MOST CONSC. GAMES 20+ COMPLETIONS

- 4 John Unitas, G14-1966/G3-1967
- 4 Bert Jones, G4-7, 1981
- 3 John Unitas, G6-8, 1961
- 3 Greg Landry, G12-14, 1979
- 3 Peyton Manning, G1-3, 1998
- 3 Peyton Manning, G8-10, 1998
- 2 [11 times] Last: Jim Harbaugh, G15-16, 1995

MOST SEASONS 150+ COMPLETIONS

- 12 John Unitas, 1959-67, 69-70
- 5 Bert Jones, 1975-77, 80-81
- 4 Jeff George, 1990-93
- 3 Jim Harbaugh, 1995-97
- 2 Mike Pagel, 1983, 85
- 2 Jack Trudeau, 1986, 89

CONSC. SEASONS 150+ COMPLETIONS

- 9 John Unitas, 1959-67
- 4 Jeff George, 1990-93
- 3 Bert Jones, 1975-77
- 3 Jim Harbaugh, 1995-97

HIGHEST PERCENTAGE (CAREER-1000 ATT)

- 60.7 Jim Harbaugh, 1994-97
- 57.0 Jeff George, 1990-93
- 56.1 Bert Jones, 1973-81
- 54.7 John Unitas, 1956-72
- 52.9 Jack Trudeau, 1986-93

HIGHEST PERCENTAGE (GAME-15 ATT)

- 85.0 John Unitas at Atl, Nov. 12, 1967 (17-20)
- 84.2 John Unitas vs. Mia, Dec. 11, 1971 (16-19)
- 81.8 Jim Harbaugh at Buf, Oct. 16, 1994 (18-22)
- 80.0 Paul Justin vs. GB, Nov. 16, 1997 (24-30)
- 79.2 Jim Harbaugh at T.B., Sept. 11, 1994 (19-24)
- 78.9 Jim Harbaugh vs. N.E., Sept. 7, 1997 (30-38)
- 78.6 Jeff George vs. Pit, Oct. 6, 1991 (22-28)
- 77.3 John Unitas vs. Min, Dec. 8, 1963 (17-22)
- 76.9 Jim Harbaugh at N.E., Nov. 19, 1995 (20-26)
- 76.9 Jim Harbaugh vs. Mia, Dec. 14, 1997 (20-26)

HIGHEST PERCENTAGE (ROOKIE-GAME-20 ATT)

- 75.0 John Unitas vs. LA Rams, Nov. 25, 1956 (18-24)

HIGHEST PERCENTAGE (ROOKIE-GAME-20 ATT) (Continued)

- 70.4 Peyton Manning at Atl, Dec. 6, 1998 (19-27)
- 68.2 George Show at LA Rams, Dec. 5, 1955 (15-22)
- 68.0 Mike Pagel at S.D., Dec. 26, 1982 (17-25)
- 67.7 Jeff George at Cin, Nov. 25, 1990 (21-31)

HIGHEST PERCENTAGE (SEASON-200 ATT)

- 63.7 Jim Harbaugh, 1995
- 61.9 Jim Harbaugh, 1994
- 61.2 Jim Harbaugh, 1997
- 60.4 Bert Jones, 1976
- 60.2 Jeff George, 1991
- 59.1 Greg Landry, 1979
- 59.0 Bert Jones, 1975
- 58.5 John Unitas, 1967
- 58.2 John Unitas, 1965
- 57.8 John Unitas, 1963

HIGHEST PERCENTAGE (ROOKIE-SEASON-100 ATT)

- 56.7 Peyton Manning, 1998
- 55.6 John Unitas, 1956
- 55.4 Chris Chandler, 1988
- 54.2 Jeff George, 1990
- 50.2 Mike Pagel, 1982
- 50.2 George Show, 1955

MOST YARDS (CAREER)

- 39768 John Unitas, 1956-72
- 17663 Bert Jones, 1973-81
- 9647 Jack Trudeau, 1986-93
- 9551 Jeff George, 1990-93
- 8705 Jim Harbaugh, 1994-97
- 7474 Mike Pagel, 1982-85
- 5666 Earl Morrall, 1968-71
- 3739 Peyton Manning, 1998
- 3471 Marty Domres, 1972-75
- 3402 Greg Landry, 1979-81

MOST YARDS (SEASON)

- 3739 Peyton Manning, 1998
- 3481 John Unitas, 1963
- 3428 John Unitas, 1967
- 3134 Bert Jones, 1980
- 3104 Bert Jones, 1976
- 3099 John Unitas, 1960
- 3094 Bert Jones, 1981
- 2990 John Unitas, 1961
- 2967 John Unitas, 1962
- 2932 Greg Landry, 1979

MOST YARDS (ROOKIE)

- 3739 Peyton Manning, 1998
- 2225 Jack Trudeau, 1986
- 2152 Jeff George, 1990
- 1619 Chris Chandler, 1988
- 1586 George Show, 1955
- 1498 John Unitas, 1956

MOST YARDS (GAME)

- 401 John Unitas vs. Atl, Sept. 17, 1967
- 397 John Unitas vs. Cle, Nov. 1, 1959
- 385 John Unitas vs. Min, Dec. 16, 1962
- 385 Bert Jones vs. NYJ, Dec. 15, 1974
- 376 John Unitas vs. Det, Nov. 10, 1963
- 376 John Unitas vs. NYJ, Sept. 24, 1972
- 376 Jeff George at Was, Nov. 7, 1993
- 370 John Unitas at Atl, Nov. 12, 1967
- 367 John Unitas vs. Was, Dec. 8, 1962
- 359 Jack Trudeau at NYJ, Nov. 16, 1986

MOST YARDS (ROOKIE-GAME)

- 359 Jack Trudeau at NYJ, Nov. 16, 1986
- 357 Peyton Manning at Balt, Nov. 29, 1998
- 335 Peyton Manning at Sea, Dec. 20, 1998
- 315 Jack Trudeau vs. N.O., Oct. 12, 1986
- 314 John Unitas at Det, Nov. 18, 1956

MOST SEASONS LEADING TEAM (YDS/TDS)

- 14 John Unitas, 1956-67, 69-70
- 6 Bert Jones, 1974-77, 80-81
- 4 Mike Pagel, 1982-85
- 4 Jeff George, 1990-93
- 4 Jim Harbaugh, 1994-97

MOST CONSC. SEASONS LEADING TEAM (YDS/TDS)

- 12 John Unitas, 1956-67
- 4 Bert Jones, 1974-77
- 4 Mike Pagel, 1982-85
- 4 Jeff George, 1990-93
- 4 Jim Harbaugh, 1994-97

MOST 2000+ SEASONS

- 13 John Unitas, 1957-67, 69-70
- 5 Bert Jones, 1975-77, 80-81
- 3 Jeff George, 1990-91, 93
- 3 Jim Harbaugh, 1995-97
- 2 Mike Pagel, 1983, 85
- 2 Jack Trudeau, 1986, 89

MOST CONSC. 2000+ SEASONS

- 11 John Unitas, 1957-67
- 3 Bert Jones, 1975-77
- 3 Jim Harbaugh, 1995-97
- 2 John Unitas, 1969-70
- 2 Bert Jones, 1980-81
- 2 Jeff George, 1990-91

MOST 300+ GAMES (CAREER)

- 26 John Unitas, 1956-72
- 8 Bert Jones, 1973-81
- 7 Jeff George, 1990-93
- 5 Jack Trudeau, 1986-93
- 4 Peyton Manning, 1998
- 2 Earl Morrall, 1968-71
- 2 Jim Harbaugh, 1994-97
- 1 Greg Landry, 1979-81
- 1 Gary Hogeboom, 1986-88
- 1 Paul Justin, 1995-97

MOST 300+ GAMES (SEASON)

- 4 John Unitas, 1960
- 4 John Unitas, 1963
- 4 Peyton Manning, 1998
- 3 John Unitas, 1965
- 3 John Unitas, 1967
- 3 Jeff George, 1992
- 2 [12 times] Last: Jeff George, 1993

MOST 300+ GAMES (ROOKIE)

- 4 Peyton Manning, 1998
- 2 Jack Trudeau, 1986
- 1 John Unitas, 1956

MOST CONSC. 300+ GAMES

- 3 John Unitas, G12-14, 1963
- 2 John Unitas, G9-10, 1960
- 2 John Unitas, G13-14, 1962
- 2 John Unitas, G14-1966/G1-1967
- 2 John Unitas, G5-6, 1969

MOST TOUCHDOWNS (CAREER)

- 287 John Unitas, 1956-72
- 122 Bert Jones, 1973-81
- 49 Jim Harbaugh, 1994-97
- 47 Earl Morrall, 1968-71
- 41 Jack Trudeau, 1986-93
- 41 Jeff George, 1990-93
- 39 Mike Pagel, 1982-85
- 26 Peyton Manning, 1998
- 22 Gary Hogeboom, 1986-88
- 21 George Show, 1955-58
- 21 Marty Domres, 1972-75

MOST TOUCHDOWNS (SEASON)

- 32 John Unitas, 1959
- 26 Earl Morrall, 1968
- 26 Peyton Manning, 1998
- 25 John Unitas, 1960
- 24 John Unitas, 1957

MOST TOUCHDOWNS (SEASON)*(Continued)*

- 24 Bert Jones, 1976
 23 John Unitas, 1962
 23 John Unitas, 1965
 23 Bert Jones, 1980
 22 John Unitas, 1966
 21 Bert Jones, 1981

MOST TOUCHDOWNS (ROOKIE)

- 26 Peyton Manning, 1998
 16 Jeff George, 1990
 10 George Shaw, 1955
 9 John Unitas, 1956
 8 Jack Trudeau, 1986
 8 Chris Chandler, 1988

MOST TOUCHDOWNS (GAME)

- 5 Gary Cuzzo at Min, Nov. 4, 1965
 5 Gary Hogeboom at Buf, Oct. 4, 1987
 4 (24 times) Last: Jim Harbaugh vs. Mia, Dec. 14, 1997

MOST TOUCHDOWNS (ROOKIE-GAME)

- 3 John Unitas vs. LA Rams, Nov. 25, 1956
 3 Jeff George at Cin, Nov. 25, 1990
 3 Jeff George vs. Was, Dec. 22, 1990
 3 Peyton Manning at S.F., Oct. 18, 1998
 3 Peyton Manning vs. NYJ, Nov. 15, 1998
 3 Peyton Manning at Balt, Nov. 29, 1998
 3 Peyton Manning vs. Cin, Dec. 13, 1998
 2 (15 times) Last: Peyton Manning at Atl, Dec. 6, 1998

MOST GAMES WITH TOUCHDOWNS (CAREER)

- 144 John Unitas, 1956-72
 68 Bert Jones, 1973-81
 31 Mike Pagel, 1982-85
 31 Jim Harbaugh, 1994-97
 30 Jack Trudeau, 1986-93
 24 Jeff George, 1990-93
 23 Earl Morrall, 1968-71

MOST GAMES WITH TOUCHDOWNS (SEASON)

- 15 Peyton Manning, 1998
 13 Earl Morrall, 1968
 12 John Unitas, 1957, 59, 67
 12 Bert Jones, 1976, 80
 11 John Unitas, 1960
 11 Greg Landry, 1979
 11 Bert Jones, 1981
 11 Mike Pagel, 1985
 11 Jim Harbaugh, 1995
 10 John Unitas, 1958, 62-65
 10 Bert Jones, 1975
 10 Mike Pagel, 1983

MOST GAMES WITH TOUCHDOWNS (ROOKIE)

- 15 Peyton Manning, 1998
 9 Jeff George, 1990
 8 Chris Chandler, 1988
 7 George Shaw, 1955
 7 Jack Trudeau, 1986
 6 John Unitas, 1956

MOST CONSC. GAMES PASSING TDS

- 47 John Unitas, G10-1956/G10-1960
 13 Peyton Manning, G4-16, 1998
 11 John Unitas, G14-1966/G10-1967
 10 John Unitas, G1-8, 10-11, 1965
 10 Jim Harbaugh, G10-13, 15-16-1995/G1-4, 1996
 9 Bert Jones, G2-10, 1980
 9 Bert Jones, G4-12, 1981
 8 John Unitas, G12-14-1963/G5-1964
 8 Earl Morrall, G1-8, 1968
 8 Jack Trudeau, G7-9, 11-15, 1989
 7 Bert Jones, G9-14-1976/G1-1977
 7 John Unitas, G2-8, 1966

MOST CONSC. GAMES PASSING TDS*(Continued)*

- 7 Greg Landry,
 G12-16-1979/G12-13-1980

MOST CONSC. GAMES PASSING TDS (ROOKIE)

- 13 Peyton Manning, G4-16, 1998
 4 Bert Jones, G1-4, 1973
 4 Jack Trudeau, G4-7, 1986
 4 Jeff George, G9-12, 1990
 3 (4 times) Last: Jeff George, G14-16, 1990

MOST CONSC. GAMES 2+ TD PASSES

- 12 John Unitas, G1-12, 1959
 7 John Unitas, G4-8, 10-11, 1965
 6 John Unitas, G5-10, 1960
 5 John Unitas, G1-5, 1957
 4 John Unitas, G1-4, 1964
 4 John Unitas, G14-1966/G3-1967
 4 Bert Jones, G6-9, 1975

HIGHEST TD PCT. (CAREER-1000 ATT)

- 5.62 John Unitas, 1956-72
 4.95 Bert Jones, 1973-81
 3.98 Jim Harbaugh, 1994-97
 3.38 Mike Pagel, 1982-85
 2.68 Jeff George, 1990-93

HIGHEST TD PCT. (SEASON-200 ATT)

- 8.72 John Unitas, 1959
 8.20 Earl Morrall, 1968
 8.16 John Unitas, 1965
 7.97 John Unitas, 1957
 7.22 John Unitas, 1958

HIGHEST TD PCT. (ROOKIE-SEASON-100 ATT)

- 4.79 Jeff George, 1990
 4.55 John Unitas, 1956
 4.52 Peyton Manning, 1998
 4.22 George Shaw, 1955
 3.70 Bert Jones, 1973

HIGHEST TD PCT. (GAME-20 ATT)

- 20.00 John Unitas at Atl, Nov. 12, 1967
 20.00 Gary Hogeboom at Buf, Oct. 4, 1987
 19.23 Gary Cuzzo at Min, Nov. 14, 1965
 19.05 John Unitas at Det, Oct. 20, 1957
 18.18 John Unitas at Min, Sept. 18, 1966

HIGHEST TD PCT. (ROOKIE-GAME-20 ATT)

- 12.50 John Unitas vs. LA Rams, Nov. 25, 1956
 11.54 Peyton Manning vs. Cin, Dec. 13, 1998
 10.00 Mike Pagel vs. Cin, Dec. 5, 1982
 10.00 Peyton Manning at S.F., Oct. 18, 1998
 9.68 Jeff George at Cin, Nov. 25, 1990

LONGEST PASSES

- 901 Jones to Roger Carr vs. NYJ, Nov. 16, 1975
 891 Unitas to John Mackey at LA Rams, Oct. 30, 1966
 891 Jones to Roger Carr at Buf, Nov. 9, 1975
 881 Unitas to Tom Matte vs. Atl, Sept. 17, 1967
 851 Harbaugh to Marshall Faulk vs. Was, Oct. 23, 1994
 841 Trudeau to Bill Brooks at S.F., Oct. 5, 1986
 84 Morrall to Jimmy Orr at Atl, Sept. 22, 1968
 831 Unitas to John Mackey at Min, Sept. 18, 1966
 821 Shaw to Buddy Young at G.B., Oct. 8, 1955
 821 Unitas to Lenny Moore at S.F., Dec. 8, 1957
 821 Chandler to Clarence Verdin at LA Rams, Sept. 17, 1989

LONGEST PASSES (ROOKIE)

- 841 Trudeau to Bill Brooks at S.F., Oct. 5, 1986
 821 Shaw to Buddy Young at G.B., Oct. 8, 1955
 781 Manning to Marshall Faulk vs. N.O., Sept. 27, 1998
 681 George to Bill Brooks vs. N.E., Sept. 16, 1990
 661 DeBello to Bert Rechichar at Phil, Nov. 15, 1953

HIGHEST AVG. PER ATTEMPT (CAREER-1000 ATT)

- 7.78 John Unitas, 1956-72
 7.17 Bert Jones, 1973-81
 7.08 Jim Harbaugh, 1994-97
 6.48 Mike Pagel, 1982-85
 6.28 Jack Trudeau, 1986-93

HIGHEST AVG. PER ATTEMPT (SEASON-200 ATT)

- 9.26 John Unitas, 1964
 9.18 John Unitas, 1968
 9.05 Bert Jones, 1976
 7.85+ (8 times) Last: 8.20 Jim Harbaugh, 1995

HIGHEST AVG. PER ATTEMPT (ROOKIE-SEASON-100 ATT)

- 7.57 John Unitas, 1956
 6.95 Chris Chandler, 1988
 6.69 George Shaw, 1955
 6.50 Peyton Manning, 1998
 6.44 Jeff George, 1990

HIGHEST AVG. PER ATTEMPT (GAME-20 ATT)

- 18.50 John Unitas at Atl, Nov. 12, 1967
 15.67 John Unitas vs. Det, Nov. 10, 1963
 15.64 John Unitas vs. Min, Dec. 8, 1963
 12.00+ (7 times) Last: 13.22 Bert Jones vs. Mia, Sept. 27, 1981

HIGHEST AVG. PER ATTEMPT (ROOKIE-GAME-20 ATT)

- 12.21 John Unitas vs. LA Rams, Nov. 25, 1956
 11.32 Jeff George vs. NYJ, Nov. 18, 1990
 10.47 John Unitas at Det, Nov. 18, 1956
 7.00+ (13 times) Last: 8.59 Manning at Sea, Dec. 20, 1998

HIGHEST AVG. PER COMP (CAREER-1000 ATT)

- 14.22 John Unitas, 1956-72
 12.78 Bert Jones, 1973-81
 12.73 Mike Pagel, 1982-85
 11.88 Jack Trudeau, 1986-93
 11.67 Jim Harbaugh, 1994-97

HIGHEST AVG. PER COMP (SEASON-200 ATT)

- 17.87 John Unitas, 1964
 16.31 John Unitas, 1960
 15.98 Earl Morrall, 1968
 15.43 John Unitas, 1965
 15.02 John Unitas, 1959
 15.00 Bert Jones, 1976

HIGHEST AVG. PER COMP (ROOKIE-SEASON-100 ATT)

- 13.62 John Unitas, 1956
 13.33 George Shaw, 1955
 12.55 Chris Chandler, 1988
 12.53 Bert Jones, 1973
 11.89 Jeff George, 1990

HIGHEST AVG. PER COMP (GAME-20 ATT)

- 22.25 John Unitas vs. S.F., Nov. 26, 1960
 22.12 John Unitas vs. Det, Nov. 10, 1963
 21.93 John Unitas vs. Chi, Oct. 2, 1960
 21.86 Bert Jones at Buf, Nov. 9, 1975
 21.85 John Unitas vs. Min, Oct. 1, 1961

**HIGHEST AVG. PER COMP
(ROOKIE-GAME-20 ATT)**

- 18.47 John Unitas at Det, Nov. 18, 1956
- 17.79 Jeff George vs. NYJ, Nov. 18, 1990
- 17.67 Jeff George at N.E., Nov. 11, 1990
- 16.67 George Shaw vs. S.F., Nov. 27, 1955
- 16.28 John Unitas vs. LA Rams, Nov. 25, 1956

MOST INTERCEPTIONS (CAREER)

- 246 John Unitas, 1956-72
- 97 Bert Jones, 1973-81
- 62 Jack Trudeau, 1986-93
- 47 Mike Pagel, 1982-85
- 46 Jeff George, 1990-93
- 40 Earl Morrall, 1968-71
- 31 George Shaw, 1955-58
- 31 Marly Domres, 1972-75
- 28 Peyton Manning, 1998
- 26 Jim Harbaugh, 1994-97

MOST INTERCEPTIONS (SEASON-200 ATT)

- 28 Peyton Manning, 1998
- 24 John Unitas, 1960
- 24 John Unitas, 1961
- 24 John Unitas, 1966
- 23 John Unitas, 1962
- 21 Bill Troup, 1978
- 21 Bert Jones, 1980
- 20 John Unitas, 1969
- 20 Bert Jones, 1981
- 19 George Shaw, 1955
- 19 John Unitas, 1958

**MOST INTERCEPTIONS
(ROOKIE-SEASON-100 ATT)**

- 28 Peyton Manning, 1998
- 19 George Shaw, 1955
- 18 Jack Trudeau, 1986
- 13 Jeff George, 1990
- 12 Bert Jones, 1973
- 12 Chris Chandler, 1988

MOST INTERCEPTIONS (GAME)

- 5 Fred Enke at G.B., Oct. 18, 1953
- 5 Fred Enke at Det, Nov. 17, 1953
- 5 John Unitas vs. S.F., Nov. 26, 1960
- 5 John Unitas at G.B., Oct. 8, 1961
- 5 John Unitas at Det, Nov. 20, 1966
- 5 John Unitas vs. Chi, Nov. 29, 1970
- 4 [14 times] Last: Jim Harbaugh vs. S.D., Nov. 3, 1996

**MOST INTERCEPTIONS
(ROOKIE-GAME)**

- 4 George Shaw vs. G.B., Oct. 29, 1955
- 4 Bert Jones vs. NYJ, Sept. 23, 1973
- 4 Bert Jones vs. N.O., Sept. 30, 1973
- 4 Jack Trudeau vs. N.E., Nov. 9, 1986
- 4 Jack Trudeau at NYJ, Nov. 16, 1986
- 4 Jeff George vs. N.E., Sept. 16, 1990
- 3 [8 times] Last: Peyton Manning vs. N.O., Sept. 27, 1998

**FEWEST INTERCEPTIONS
(SEASON-200 ATT)**

- 4 Jim Harbaugh, 1997 [309]
- 5 Jim Harbaugh, 1995 [314]
- 6 John Unitas, 1964 [305]
- 6 Marly Domres, 1972 [222]
- 6 Jack Trudeau, 1987 [229]
- 6 Jeff George, 1993 [407]
- 6 Jim Harbaugh, 1994 [202]
- 7 John Unitas, 1958 [263]
- 7 Mike Pagel, 1982 [221]

**FEWEST INTERCEPTIONS
(ROOKIE-SEASON-100 ATT)**

- 7 Mike Pagel, 1982 [221]
- 10 John Unitas, 1956 [198]
- 12 Bert Jones, 1973 [108]
- 12 Chris Chandler, 1988 [233]
- 13 Jeff George, 1990 [334]

**LOWEST INTERCEPTION PCT.
(CAREER-1000 ATT)**

- 2.1 Jim Harbaugh, 1994-97
- 3.0 Jeff George, 1990-93
- 3.9 Bert Jones, 1973-81
- 4.0 Jack Trudeau, 1986-93
- 4.1 Mike Pagel, 1982-85
- 4.8 John Unitas, 1956-72

**LOWEST INTERCEPTION PCT.
(SEASON-200 ATT)**

- 1.29 Jim Harbaugh, 1997
- 1.48 Jeff George, 1993
- 1.59 Jim Harbaugh, 1995
- 1.97 John Unitas, 1964
- 2.33 Bert Jones, 1975

**LOWEST INTERCEPTION PCT.
(ROOKIE-SEASON-100 ATT)**

- 3.17 Mike Pagel, 1982
- 3.89 Jeff George, 1990
- 4.32 Jack Trudeau, 1986
- 4.87 Peyton Manning, 1998
- 5.05 John Unitas, 1956

**MOST CONSC. PASSES WITHOUT
INTERCEPTION (CAREER)**

- 202 Jeff George, G10-16, 1993
- 179 Jim Harbaugh, G3-9, 1996
- 179 Jim Harbaugh, G6-7, 12-16, 1997
- 155 Paul Justin, G13-1995/G4-1997
- 132 John Unitas, G8-13, 1964
- 132 Bert Jones, G2-8, 1977
- 128 Marly Domres, G5-11, 1972
- 115 Bert Jones, G9-14, 1975

HIGHEST RATING (CAREER-1000 ATT)

- 86.6 Jim Harbaugh, 1994-97
- 79.1 Bert Jones, 1973-81
- 78.8 John Unitas, 1956-72
- 72.1 Jeff George, 1990-93
- 65.8 Mike Pagel, 1982-85

HIGHEST RATING (SEASON-200 ATT)

- 102.5 Bert Jones, 1976
- 100.7 Jim Harbaugh, 1995
- 97.4 John Unitas, 1965
- 96.4 John Unitas, 1964
- 93.2 Earl Morrall, 1968
- 92.0 John Unitas, 1959
- 90.0 John Unitas, 1958
- 90.0 John Unitas, 1963
- 89.1 Bert Jones, 1975
- 88.0 John Unitas, 1957

**HIGHEST RATING
(ROOKIE-SEASON-100 ATT)**

- 74.0 John Unitas, 1956
- 73.8 Jeff George, 1990
- 71.2 Peyton Manning, 1998
- 67.2 Chris Chandler, 1988
- 62.4 Mike Pagel, 1982

RECEIVING

MOST RECEPTIONS (CAREER)

- 631 Raymond Berry, 1955-67
- 411 Bill Brooks, 1986-92
- 363 Lenny Moore, 1956-67
- 333 Don McCauley, 1971-81
- 320 John Mackey, 1963-71
- 303 Jimmy Orr, 1961-70
- 298 Lydell Mitchell, 1972-77
- 297 Marshall Faulk, 1994-98
- 254 Roger Carr, 1974-81
- 251 Sean Dawkins, 1993-97

MOST RECEPTIONS (SEASON)

- 86 Marshall Faulk, 1998
- 85 Reggie Langhorne, 1993
- 82 Joe Washington, 1979
- 75 Raymond Berry, 1961

MOST RECEPTIONS (SEASON) (Continued)

- 74 Raymond Berry, 1960
- 73 Marvin Harrison, 1997
- 72 Lydell Mitchell, 1974
- 72 Bill Brooks, 1991
- 71 Lydell Mitchell, 1977
- 71 Matt Bouza, 1986
- 71 Albert Bentley, 1990

MOST RECEPTIONS (ROOKIE)

- 65 Bill Brooks, 1986
- 64 Marvin Harrison, 1996
- 52 Andre Rison, 1989
- 52 Marshall Faulk, 1994
- 50 Randy McMillan, 1981
- 50 Jerome Pathon, 1998

MOST RECEPTIONS (GAME)

- 13 Lydell Mitchell vs. NYJ, Dec. 15, 1974
- 13 Joe Washington at K.C., Sept. 2, 1979
- 12 Raymond Berry at Was, Nov. 10, 1959
- 12 Lydell Mitchell vs. NYJ, Nov. 28, 1976
- 12 Reggie Langhorne at Was, Nov. 7, 1993
- 11 Raymond Berry vs. Cle, Nov. 1, 1959
- 11 Raymond Berry at Det, Oct. 23, 1960
- 11 Raymond Berry vs. Was, Dec. 8, 1962
- 11 Willie Richardson at Phil, Sept. 24, 1967

MOST RECEPTIONS (GAME)

- 11 Eddie Hinton vs. K.C., Sept. 28, 1970
- 11 Lydell Mitchell vs. Den, Nov. 10, 1974
- 11 Don McCauley at Den, Nov. 27, 1977
- 11 Curtis Dickey vs. Cin, Nov. 11, 1981
- 11 Randy McMillan vs. NYJ, Nov. 8, 1981
- 11 Anthony Johnson vs. N.E., Sept. 1, 1991
- 11 Randy McMillan vs. NYJ, Nov. 8, 1981

MOST RECEPTIONS (GAME) (ROOKIE)

- 11 Randy McMillan vs. NYJ, Nov. 8, 1981
- 9 Randy McMillan at Mia, Nov. 1, 1981
- 9 Bill Brooks at NYJ, Nov. 16, 1986
- 8 Sean Dawkins vs. Dal, Oct. 10, 1993
- 8 Marshall Faulk vs. Was, Oct. 23, 1994
- 7 [9 times] Last: Jerome Pathon vs. N.E., Nov. 1, 1998

MOST CONS. GAMES WITH RECEPTION

- 77 Marshall Faulk, G1-1994/G16-1998
- 62 Jessie Hester, G3-1990/G16-1993
- 58 Jimmy Orr, G12-1961/G3-1963/G6-1963/G13-1965
- 45 Lenny Moore, G8-1957/G4-1961
- 44 Raymond Berry, G1-1959/G12-1961, G1-8, 1962
- 44 Marvin Harrison, G1-1996/G12-1998
- 39 Bill Brooks, G8-1990/G16-1992
- 38 Bill Brooks, G1-1986/G10-1988
- 35 Albert Bentley, G15-1988/G16-1990, G2-1991
- 34 Sean Dawkins, G16-1993/G1-1996
- 33 Matt Bouza, G13-1985/G2-1987, G6-1987/G1-1988
- 31 John Mackey, G8-1964/G10-1966
- 30 Lydell Mitchell, G1-1974/G2-1976

MOST GAMES WITH RECEPTIONS (CAREER)

- 142 Raymond Berry, 1955-67
- 116 Lenny Moore, 1956-67
- 113 Don McCauley, 1971-81
- 111 John Mackey, 1963-71
- 103 Bill Brooks, 1986-92
- 96 Jimmy Orr, 1961-70
- 96 Tom Matte, 1961-72
- 88 Roger Carr, 1974-81
- 83 Glenn Doughty, 1972-79
- 79 Pat Beach, 1982-83, 85-91

MOST GAMES 10+ RECEPTIONS (CAREER)

- 11 Raymond Berry, 1955-67
- 3 Don McCauley, 1971-81
- 3 Lydell Mitchell, 1972-77
- 3 Joe Washington, 1978-80
- 3 Anthony Johnson, 1990-93

MOST GAMES 10+ RECEPTIONS (CAREER)

(Continued)

- 1 Brooks/Dickey/Faulk/Hinton/Langhorne/McMillan/W.Richardson

MOST GAMES 10+ RECEPTIONS (SEASON)

- 3 Raymond Berry, 1960
- 3 Joe Washington 1979
- 2 Raymond Berry, 1958
- 2 Raymond Berry, 1959
- 2 Lydell Mitchell, 1974
- 2 Anthony Johnson, 1991

MOST SEASONS LEADING TEAM (*Tied)

- 8 Raymond Berry, 1957-61, 64-66
- 4 Lydell Mitchell, 1974-77
- 4 Bill Brooks, 1987-89, 91
- 3 Tom Mitchell, 1971-72, 73*
- 3 Marshall Faulk, 1994*, 95, 98
- 2 (9 times) Last: Marvin Harrison, 1996-97

MOST CONSC. SEASONS LEADING TEAM (*Tied)

- 5 Raymond Berry, 1957-61
- 4 Lydell Mitchell, 1974-77
- 3 Raymond Berry, 1964-66
- 3 Tom Mitchell, 1971-72, 73*
- 3 Bill Brooks, 1987-89

MOST SEASONS 50+ RECEPTIONS

- 7 Raymond Berry, 1958-62, 65-66
- 6 Bill Brooks, 1986-92
- 4 Lydell Mitchell, 1974-77
- 4 Jessie Hester, 1990-93
- 4 Sean Dawkins, 1994-97
- 4 Marshall Faulk, 1994-96, 98
- 3 Marvin Harrison, 1996-98
- 2 Bentley/Langhorne/Mackey/McCauley/Washington
- 1 (13 times) Last: Floyd Turner, 1994

CONSC. SEASONS 50+ RECEPTIONS

- 6 Bill Brooks, 1986-91
- 5 Raymond Berry, 1958-62
- 4 Lydell Mitchell, 1974-77
- 4 Jessie Hester, 1990-93
- 4 Sean Dawkins, 1994-97
- 4 Marshall Faulk, 1994-96
- 3 Marvin Harrison, 1996-98
- 2 Raymond Berry, 1965-66
- 2 John Mackey, 1966-67
- 2 Joe Washington, 1979-80
- 2 Albert Bentley, 1989-90
- 2 Reggie Langhorne, 1992-93

MOST RECEPTIONS 2 PLAYERS (SEASON)

- 149 Langhorne (85)/Hester (64), 1993
- 145 Faulk (86)/Harrison (59), 1998
- 141 Harrison (73)/Dawkins (68), 1997
- 137 Washington (82)/McCauley (55), 1979
- 136 Bouza (71)/Brooks (65), 1986
- 133 Bentley (71)/Brooks (62), 1990

MOST RECEPTIONS 3 PLAYERS (SEASON)

- 204 Langhorne (85)/Hester (64)/Johnson (55), 1993
- 195 Faulk (86)/Harrison (59)/Pathon (50), 1998
- 188 Harrison (73)/Dawkins (68)/Faulk (47), 1997
- 187 Bentley (71)/Brooks (62)/Hester (54), 1990
- 174 Washington (82)/McCauley (55)/McCall (37), 1979
- 174 Brooks (72)/Hester (60)/Johnson (42), 1991
- 174 Harrison (64)/Faulk (56)/Dawkins (54), 1996

TRIO OF 50+ SEASONAL RECEIVERS

- Brooks (63)/Rison (52)/Bentley (52), 1989
- Bentley (71)/Brooks (62)/Hester (54), 1990
- Langhorne (85)/Hester (64)/Johnson (55), 1993
- Turner (52)/Faulk (52)/Dawkins (51), 1994
- Harrison (64)/Faulk (56)/Dawkins (54), 1996
- Faulk (86)/Harrison (59)/Pathon (50), 1998

MOST YARDS (CAREER)

- 9275 Raymond Berry, 1955-67
- 6039 Lenny Moore, 1956-67
- 5859 Jimmy Orr, 1961-70
- 5818 Bill Brooks, 1986-92
- 5127 John Mackey, 1963-71
- 4770 Roger Carr, 1974-81
- 3684 Jim Mutscheller, 1954-61
- 3547 Glenn Doughty, 1972-79
- 3511 Sean Dawkins, 1993-97
- 3304 Jessie Hester, 1990-93

MOST YARDS (SEASON)

- 1298 Raymond Berry, 1960
- 1131 Bill Brooks, 1986
- 1112 Roger Carr, 1976
- 1038 Reggie Langhorne, 1993
- 974 Jimmy Orr, 1962
- 959 Raymond Berry, 1959
- 938 Lenny Moore, 1958
- 936 Lenny Moore, 1960
- 924 Roger Carr, 1980
- 924 Jessie Hester, 1990

MOST YARDS (ROOKIE)

- 1131 Bill Brooks, 1986
- 836 Marvin Harrison, 1996
- 820 Andre Rison, 1989
- 726 John Mackey, 1963
- 635 Ken Dilger, 1995

MOST YARDS (GAME)

- 224 Raymond Berry at Was, Nov. 10, 1957
- 210 Roger Carr at NYJ, Oct. 24, 1976
- 203 Reggie Langhorne at Was, Nov. 7, 1993
- 198 Roger Carr vs. Cin, Sept. 19, 1976
- 195 Raymond Berry at Dal, Oct. 30, 1960
- 187 Roger Carr at N.E., Sept. 18, 1978
- 186 Raymond Berry at Det, Oct. 23, 1960
- 184 Willie Richardson at Phil, Sept. 24, 1967
- 181 Lenny Moore at NYG, Nov. 9, 1958
- 181 Raymond Berry vs. S.F., Nov. 26, 1960

MOST YARDS (ROOKIE-GAME)

- 177 Bill Brooks at NYJ, Nov. 16, 1986
- 144 John Mackey vs. Min, Dec. 8, 1963
- 135 Andre Rison vs. Cle, Dec. 10, 1989
- 134 Ray Perkins at Atl, Nov. 12, 1967
- 134 Eddie Hinton vs. Det, Dec. 7, 1969

MOST SEASONS LEADING TEAM

- 5 Jimmy Orr, 1962-65, 68
- 5 Bill Brooks, 1986-89, 91
- 4 Raymond Berry, 1957, 59-61
- 3 Roger Carr, 1976, 78, 80
- 2 (8 players) Last: Marvin Harrison, 1996-97

MOST CONSC. SEASONS LEADING TEAM

- 4 Jimmy Orr, 1962-65
- 4 Bill Brooks, 1986-89
- 2 Jim Mutscheller, 1955-56
- 2 Reggie Langhorne, 1992-93
- 2 Sean Dawkins, 1994-95
- 2 Marvin Harrison, 1996-97

MOST 100+ GAMES (CAREER)

- 24 Raymond Berry, 1955-67
- 19 Lenny Moore, 1956-67
- 18 Jimmy Orr, 1961-70
- 10 Roger Carr, 1974-81
- 9 Bill Brooks, 1986-92
- 8 John Mackey, 1963-71
- 6 Jim Mutscheller, 1954-61
- 6 Glenn Doughty, 1972-79
- 5 Willie Richardson, 1963-69, 71
- 5 Sean Dawkins, 1993-97

MOST 100+ GAMES (SEASON)

- 7 Raymond Berry, 1960
- 5 Lenny Moore, 1958
- 4 Raymond Berry, 1959
- 4 Lenny Moore, 1959

MOST 100+ GAMES (SEASON) (Continued)

- 4 Lenny Moore, 1960
- 4 Jimmy Orr, 1962
- 3 (11 times) Last: Marshall Faulk, 1998

MOST 100+ GAMES (ROOKIE)

- 3 Andre Rison, 1989
- 2 Ray Perkins, 1967
- 2 Bill Brooks, 1986
- 2 Marvin Harrison, 1996
- 1 Dawkins/Dilger/Hinton/Johnson/Mackey

MOST CONSC. 100+ GAMES (*ROOKIE)

- 6 Raymond Berry, G5-10, 1960
- 2 Lenny Moore, G2-3, 1958
- 2 Raymond Berry, G5-6, 1959
- 2 Lenny Moore, G6-7, 1959
- 2 Lenny Moore, G9-10, 1960
- 2 Raymond Berry, G13-14, 1962
- 2 Raymond Berry, G13-14, 1963
- 2 Willie Richardson, G10-11, 1968
- 2 Jimmy Orr, G5-6, 1969
- 2 *Bill Brooks, G11-12, 1986
- 2 Bill Brooks, G4-5, 1989
- 2 Reggie Langhorne, G8-9, 1993
- 2 *Marvin Harrison, G14-15, 1996

MOST TOUCHDOWNS (CAREER)

- 68 Raymond Berry, 1955-67
- 50 Jimmy Orr, 1961-70
- 48 Lenny Moore, 1956-67
- 40 Jim Mutscheller, 1954-61
- 38 John Mackey, 1963-71
- 29 Roger Carr, 1974-81
- 28 Bill Brooks, 1986-92
- 24 Willie Richardson, 1963-69, 71
- 24 Glenn Doughty, 1972-79
- 24 Ray Butler, 1980-85

MOST TOUCHDOWNS (SEASON)

- 14 Raymond Berry, 1959
- 11 Jimmy Orr, 1962
- 11 Roger Carr, 1976
- 10 Raymond Berry, 1960
- 10 Jimmy Orr, 1965
- 9 Raymond Berry, 1958
- 9 Lenny Moore, 1960
- 9 John Mackey, 1966
- 9 Ray Butler, 1981
- 8 (7 times) Last: Marvin Harrison, 1996

MOST TOUCHDOWNS (ROOKIE)

- 8 Bill Brooks, 1986
- 8 Marvin Harrison, 1996
- 7 John Mackey, 1963
- 4 Tom Mitchell, 1968
- 4 Andre Rison, 1989
- 4 Ken Dilger, 1995
- 3 Royce Womble, 1954
- 3 Jerry Richardson, 1959

MOST TOUCHDOWNS (GAME)

- 3 Jim Mutscheller at GBM, Oct. 13, 1957
- 3 Raymond Berry at Dal, Oct. 30, 1960
- 3 Raymond Berry vs. G.B., Nov. 6, 1960
- 3 Lenny Moore vs. Min, Oct. 1, 1961
- 3 Jimmy Orr vs. Was, Dec. 8, 1962
- 3 Jimmy Orr vs. LA Rams, Oct. 4, 1964
- 3 Roger Carr vs. Cin, Sept. 19, 1976
- 3 Marvin Harrison at K.C., Dec. 15, 1996
- 3 Ken Dilger vs. Mia, Dec. 14, 1997
- 3 Marvin Harrison at S.F., Oct. 18, 1998

MOST TOUCHDOWNS (ROOKIE-GAME)

- 3 Marvin Harrison at K.C., Dec. 15, 1996
- 2 John Mackey vs. Min, Dec. 8, 1963
- 2 Preston Pearson at LA Rams, Dec. 15, 1968
- 2 Marshall Johnson at NYJ, Oct. 26, 1975

MOST GAMES WITH TOUCHDOWNS (CAREER)

- 56 Raymond Berry, 1955-67
- 39 Lenny Moore, 1956-67
- 37 Jimmy Orr, 1961-70
- 34 Jim Mutscheller, 1954-61
- 33 John Mackey, 1963-71
- 27 Bill Brooks, 1986-92
- 22 Roger Carr, 1974-81
- 21 Glenn Doughty, 1972-79
- 20 Ray Butler, 1980-85

MOST GAMES WITH TOUCHDOWNS (SEASON)

- 10 Raymond Berry, 1959
- 7 Jim Mutscheller, 1955
- 7 Raymond Berry, 1958
- 7 Jim Mutscheller, 1958
- 7 Jimmy Orr, 1962
- 7 Raymond Berry, 1965
- 7 John Mackey, 1966
- 7 Willie Richardson, 1968
- 7 Roger Carr, 1976
- 7 Bill Brooks, 1986

MOST CONSC. GAMES RECEIVING TDS

- 7 Raymond Berry, G8-12:1959/G2:1960
- 5 Jim Mutscheller, G12:1956/G4:1957
- 5 Jim Mutscheller, G11-12:1958/G3:1959
- 5 Raymond Berry, G10-11:1958/G3:1959
- 5 Jimmy Orr, G12-14:1962/G2:1963
- 5 Raymond Berry, G5-9, 1965
- 4 [4 times] Last: Willie Richardson, G10-13, 1968

MOST SEASONS LEADING TEAM (*tied)

- 4 Raymond Berry, 1958-60, 64*
- 4 Glenn Doughty, 1973*, 74*, 75*, 77*
- 3 [9 times] Last: Marvin Harrison, 1996-98

MOST CONSC. SEASONS LEADING TEAM (*tied)

- 3 Glenn Doughty, 1973*, 74*, 75*
- 3 Raymond Berry, 1958-60
- 3 Jim Mutscheller 1955-57
- 3 Willie Richardson, 1967-68, 69*
- 3 Marvin Harrison, 1996-98

LONGEST RECEPTIONS

- 90† Carr from Bert Jones vs. NYJ, Nov. 16, 1975
- 89† Mackey from John Unitas at LA Rams, Oct. 30, 1966
- 89† Carr from Bert Jones at Buf, Nov. 9, 1975
- 88† Matte from John Unitas vs. Atl, Sept. 17, 1967
- 85† Faulk from Jim Harbaugh vs. Was, Oct. 23, 1994
- 84† Brooks from Jack Trudeau at S.F., Oct. 5, 1986
- 84† Orr from Earl Morrall at Atl, Sept. 22, 1968
- 83† Mackey from John Unitas at Min, Sept. 18, 1966
- 82† Young from George Shaw at G.B., Oct. 8, 1955
- 82† Moore from John Unitas at S.F., Dec. 8, 1957
- 82† Verdin from Chris Chandler at LA Rams, Sept. 17, 1989

LONGEST RECEPTIONS (ROOKIE)

- 85† Faulk from Jim Harbaugh vs. Wash, Oct. 23, 1994
- 84† Brooks from Jack Trudeau at S.F., Oct. 5, 1986
- 78† Womble from Garry Kerkerian vs. S.F., Nov. 28, 1954
- 74† Turner from Lamar McHan vs. Min, Dec. 16, 1962
- 68† Johnson from Bert Jones at NYJ, Oct. 26, 1975

HIGHEST AVERAGE (CAREER-100 REC)

- 19.3 Jimmy Orr, 1961-70
- 18.8 Roger Carr, 1974-81
- 17.1 Ray Butler, 1980-85
- 16.8 Jim Mutscheller, 1954-61
- 16.6 Lenny Moore, 1956-67
- 16.2 Glenn Doughty, 1972-79
- 15.3 Willie Richardson, 1963-69, 71
- 14.7 Raymond Berry, 1955-67
- 14.4 Jessie Hester, 1990-93
- 14.3 Raymond Chester, 1973-77

HIGHEST AVERAGE (SEASON-30 REC)

- 25.9 Roger Carr, 1976
- 21.7 Jimmy Orr, 1964
- 21.0 Roger Carr, 1978
- 20.8 Lenny Moore, 1960
- 20.7 John Mackey, 1963
- 20.4 John Mackey, 1964
- 18.9 Willie Richardson, 1968
- 18.8 Jimmy Orr, 1965
- 18.7 Lenny Moore, 1958
- 18.1 Ray Butler, 1981

HIGHEST AVERAGE (ROOKIE-30 REC)

- 20.7 John Mackey, 1963
- 17.4 Bill Brooks, 1986
- 16.9 Ray Butler, 1980
- 15.8 Andre Rison, 1989
- 15.1 Ken Dilger, 1995

HIGHEST AVERAGE (GAME-3 REC)

- 48.8 Raymond Berry at Dal, Oct. 30, 1960
- 42.0 Roger Carr at NYJ, Oct. 24, 1976
- 40.0 Torrance Small at Sea, Dec. 20, 1998
- 39.3 Lenny Moore vs. Chi, Oct. 4, 1958
- 36.3 Ray Butler vs. Mia, Sept. 27, 1981
- 36.3 Glenn Doughty at Det, Oct. 21, 1973
- 36.0 Bill Brooks vs. Den, Oct. 31, 1988
- 35.7 Lenny Moore vs. Min, Nov. 15, 1964
- 35.0 Lenny Moore vs. Chi, Oct. 2, 1960
- 35.0 Marshall Johnson at NYJ, Oct. 26, 1975

HIGHEST AVERAGE (ROOKIE-GAME-3 REC)

- 35.0 Marshall Johnson at NYJ, Oct. 26, 1975
- 28.8 John Mackey vs. Min, Dec. 8, 1963
- 28.3 Royce Womble vs. S.F., Nov. 22, 1954
- 28.0 John Mackey at Min, Nov. 17, 1963
- 27.0 Andre Rison vs. Cle, Dec. 10, 1989
- 27.0 Brian DeRoo vs. T.B., Sept. 9, 1979

MOST GAMES 25+ AVERAGE

- 11 Lenny Moore, 1956-67
- 9 Roger Carr, 1974-81
- 8 Jimmy Orr, 1961-70
- 8 John Mackey, 1963-71
- 5 Ray Butler, 1980-85
- 4 Willie Richardson, 1963-69, 71

PLAYS FROM SCRIMMAGE

MOST ATTEMPTS (CAREER)

- 1689 Lydell Mitchell, 1972-77
- 1686 Marshall Faulk, 1994-98
- 1451 Tom Matte, 1961-72
- 1432 Lenny Moore, 1956-67
- 1396 Eric Dickerson, 1987-91
- 1154 Randy McMillan, 1981-86
- 1103 Don McCauley, 1971-81
- 1065 Alan Ameche, 1955-60
- 924 Curtis Dickey, 1980-85
- 823 Jerry Hill, 1961, 63-70
- 804 Joe Washington, 1978-80

MOST ATTEMPTS (SEASON)

- 424 Eric Dickerson, 1988
- 410 Marshall Faulk, 1998
- 372 Lydell Mitchell, 1977
- 366 Marshall Faulk, 1994
- 349 Lydell Mitchell, 1975
- 349 Lydell Mitchell, 1976

MOST ATTEMPTS (SEASON) (Continued)

- 345 Marshall Faulk, 1995
- 344 Eric Dickerson, 1989
- 324 Joe Washington, 1979
- 311 Marshall Faulk, 1997
- 286 Lydell Mitchell, 1974

MOST ATTEMPTS (ROOKIE)

- 366 Marshall Faulk, 1994
- 240 Alan Ameche, 1955
- 205 Roosevelt Potts, 1993
- 201 Curtis Dickey, 1980
- 199 Randy McMillan, 1981

MOST ATTEMPTS (GAME)

- 42 Lydell Mitchell at NYJ, Oct. 20, 1974
- 39 Eric Dickerson vs. Buf, Dec. 18, 1988
- 37 Lydell Mitchell at Sea, Sept. 18, 1977
- 36 Lydell Mitchell vs. Mia, Dec. 9, 1973
- 36 Lydell Mitchell vs. Mia, Dec. 14, 1975
- 36 Eric Dickerson vs. S.D., Nov. 8, 1987
- 36 Marshall Faulk at N.E., Sept. 13, 1998
- 35 Lydell Mitchell vs. N.E., Dec. 21, 1975
- 35 Lydell Mitchell vs. Mia, Oct. 10, 1976
- 35 Lydell Mitchell vs. Hou, Nov. 1, 1976
- 35 Eric Dickerson vs. T.B., Dec. 27, 1987

MOST ATTEMPTS (ROOKIE-GAME)

- 33 Rodney Culver at N.E., Dec. 6, 1992
- 30 Marshall Faulk vs. Sea, Oct. 2, 1994
- 30 Marshall Faulk vs. Was, Oct. 23, 1994
- 28 Marshall Faulk at Buf, Oct. 16, 1994
- 28 Marshall Faulk at Sea, Dec. 4, 1994

MOST SEASONS 200+ ATTEMPTS

- 5 Lydell Mitchell, 1973-77
- 5 Marshall Faulk, 1994-98
- 4 Eric Dickerson, 1987-89, 91
- 3 Tom Matte, 1968-69, 71
- 3 Curtis Dickey, 1980-81, 83
- 3 Randy McMillan, 1983, 85-86

CONSC. SEASONS 200+ ATTEMPTS

- 5 Lydell Mitchell, 1973-77
- 5 Marshall Faulk, 1994-98
- 3 Eric Dickerson, 1987-89
- 2 Ameche/Dickey/Matte/McMillan/Washington

MOST YARDS (CAREER)

- 11213 Lenny Moore, 1956-67
- 8124 Marshall Faulk, 1994-98
- 9275 Raymond Berry, 1955-67
- 8010 Lydell Mitchell, 1972-77
- 7515 Tom Matte, 1961-72
- 6276 Eric Dickerson, 1987-91
- 5894 Bill Brooks, 1986-92
- 5873 Jimmy Orr, 1961-70
- 5653 Don McCauley, 1971-81
- 5254 John Mackey, 1963-72

MOST YARDS (SEASON)

- 2227 Marshall Faulk, 1998
- 2036 Eric Dickerson, 1988
- 1804 Marshall Faulk, 1994
- 1779 Lydell Mitchell, 1977
- 1755 Lydell Mitchell, 1976
- 1737 Lydell Mitchell, 1975
- 1634 Joe Washington, 1979
- 1605 Curtis Dickey, 1983
- 1553 Marshall Faulk, 1995
- 1536 Lenny Moore, 1958
- 1525 Marshall Faulk, 1997

MOST YARDS (ROOKIE)

- 1804 Marshall Faulk, 1994
- 1136 Bill Brooks, 1986
- 1102 Alan Ameche, 1955
- 1063 Randy McMillan, 1981
- 1004 Curtis Dickey, 1980

MOST YARDS (GAME)

- 267 Marshall Faulk at Balt, Nov. 29, 1998
 240 Anthony Johnson vs. N.E., Nov. 15, 1992
 229 Eric Dickerson vs. T.B., Dec. 27, 1987
 224 Raymond Berry at Was, Nov. 10, 1957
 222 Marshall Faulk vs. St.L. Rams, Oct. 1, 1995
 220 Marshall Faulk at NYJ, Dec. 7, 1997
 219 Lydell Mitchell vs. K.C., Nov. 30, 1975
 217 Lenny Moore vs. Phil, Nov. 21, 1965
 216 Alan Ameche vs. LA Rams, Nov. 25, 1956
 216 Lydell Mitchell at S.D., Nov. 7, 1976
 213 Marshall Faulk vs. Was, Oct. 23, 1994
 212 Lenny Moore vs. G.B., Oct. 28, 1956
 210 Lenny Moore vs. Chi, Oct. 29, 1961
 210 Roger Carr at NYJ, Oct. 24, 1976
 208 Lenny Moore at NYG, Nov. 9, 1958
 207 Eric Dickerson vs. Hou, Sept. 4, 1988
 203 Reggie Langhorne at Was, Oct. 7, 1993
 202 George Wonsley vs. Det, Sept. 22, 1985

MOST YARDS (ROOKIE-GAME)

- 213 Marshall Faulk vs. Was, Oct. 23, 1994
 212 Lenny Moore vs. G.B., Oct. 28, 1956
 194 Alan Ameche vs. Chi, Sept. 25, 1955
 186 Marshall Faulk at T.B., Sept. 11, 1994
 177 Bill Brooks at NYJ, Nov. 16, 1986

MOST 1000+ SEASONS

- 6 Lenny Moore, 1957-61, 64
 5 Lydell Mitchell, 1973-77
 5 Marshall Faulk, 1994-98
 3 Tom Matte, 1963, 67, 69
 3 Curtis Dickey, 1980-81, 83
 3 Eric Dickerson, 1987-89
 2 Ameche/Bentley/Washington
 1 Berry/Brooks/Carr/A.Johnson/Langhorne/McMillan

MOST CONSC. 1000+ SEASONS

- 5 Lenny Moore, 1957-61
 5 Lydell Mitchell, 1973-77
 5 Marshall Faulk, 1994-98
 3 Eric Dickerson, 1987-89
 2 Alan Ameche, 1955-56
 2 Joe Washington, 1978-79
 2 Curtis Dickey, 1980-81

MOST 100+ GAMES (CAREER)

- 47 Lenny Moore, 1956-67
 42 Lydell Mitchell, 1972-77
 38 Marshall Faulk, 1994-98
 29 Eric Dickerson, 1987-91
 24 Raymond Berry, 1955-67
 22 Tom Matte, 1961-72
 18 Jimmy Orr, 1961-70
 18 Curtis Dickey, 1980-85
 16 Joe Washington, 1978-80
 12 Albert Bentley, 1985-92

MOST 100+ GAMES (SEASON)

- 13 Marshall Faulk, 1998
 11 Lydell Mitchell, 1976
 11 Lydell Mitchell, 1977
 10 Lydell Mitchell, 1975
 10 Eric Dickerson, 1988
 9 Marshall Faulk, 1994
 8 Lenny Moore, 1958
 8 Tom Matte, 1969
 7 (8 times) Most: Moore (2), Dickerson (2)

MOST 100+ GAMES (ROOKIE)

- 9 Marshall Faulk, 1994
 4 Randy McMillan, 1981
 3 Ameche/Dickey/Lorick/Potts/Rison
 2 Brooks/Culver/Harrison/Moore/Perkins/Vessels

MOST CONSC. 100+ GAMES

- 16 Lydell Mitchell, G8-14-1975/G1-9-1976
 9 Marshall Faulk, G6-14, 1998
 7 Tom Matte, G5-11, 1969
 6 Raymond Berry, G5-10, 1960
 5 Eric Dickerson, G14-16-1988/G1-2-1989
 5 Marshall Faulk, G1-14-16-1997/G1-2, 1998
 4 Dickerson (2)/Dickey/Faulk/Mitchell (2)/Moore (2)

MOST CONSC. 100+ GAMES (ROOKIE)

- 3 Marshall Faulk, G8-10, 1994
 3 Tony Lorick, G7-9, 1964
 2 Ameche/Brooks/Harrison/McMillan/Moore

MOST 150+ GAMES (CAREER)

- 16 Lenny Moore, 1956-67
 13 Marshall Faulk, 1994-98
 12 Eric Dickerson, 1987-91
 11 Lydell Mitchell, 1972-77
 8 Raymond Berry, 1955-67
 6 Albert Bentley, 1985-91
 4 Jimmy Orr, 1961-70
 4 Tom Matte, 1961-72
 3 Ameche/Carr/Dickey/Washington

MOST 150+ GAMES (SEASON)

- 6 Marshall Faulk, 1998
 5 Lenny Moore, 1958
 5 Eric Dickerson, 1988
 4 Eric Dickerson, 1989
 3 Raymond Berry, 1960
 3 Lydell Mitchell, 1975-77
 3 Joe Washington, 1979
 3 Albert Bentley, 1987
 3 Marshall Faulk, 1994

MOST 150+ GAMES (ROOKIE)

- 3 Marshall Faulk, 1994
 2 Alan Ameche, 1955
 1 Brooks/McMillan/Moore

MOST 1500+ SEASONS

- 4 Marshall Faulk, 1994-95, 97-98
 3 Lydell Mitchell, 1975-77
 2 Eric Dickerson, 1988-89
 1 Lenny Moore, 1958
 1 Joe Washington, 1979
 1 Curtis Dickey, 1983

PCT. OF NET YARDAGE SEASONAL LEADERS

- 43.5 Marshall Faulk, 1998 (2227-5116)
 41.8 Eric Dickerson, 1988 (2036-4870)
 40.9 Marshall Faulk, 1994 (1804-4413)
 38.8 Lydell Mitchell, 1977 (1779-4588)
 38.6 Lydell Mitchell, 1975 (1737-4498)
 33.9 Lydell Mitchell, 1974 (1301-3843)
 33.8 Lenny Moore, 1958 (1536-4539)
 33.7 Joe Washington, 1979 (1634-4846)
 33.7 Lydell Mitchell, 1976 (1755-5236)
 32.5 Joe Washington, 1978 (1333-4107)
 32.0 Curtis Dickey, 1983 (1605-5018)
 30.0+ (8 other times)

INTERCEPTIONS**MOST (CAREER)**

- 57 Bobby Boyd, 1960-68
 37 Don Shinnick, 1957-68
 34 Jerry Logan, 1963-72
 34 Eugene Daniel, 1984-96
 32 Andy Nelson, 1957-63
 31 Rick Volk, 1967-75
 27 Milt Davis, 1957-60
 27 Mike Prior, 1987-92
 25 Stan White, 1972-79
 24 Bert Rechichar, 1953-59

MOST (SEASON)

- 11 Tom Keane, 1953
 10 Milt Davis, 1957
 10 Lyle Blackwood, 1977
 9 Bobby Boyd, 1964
 9 Bobby Boyd, 1965
 8 Andy Nelson, 1958
 8 Ray Brown, 1958
 8 Bobby Boyd, 1968
 8 Charlie Stukes, 1971
 8 Stan White, 1975
 8 Eugene Daniel, 1985
 8 Ray Buchanan, 1994

MOST (ROOKIE)

- 10 Milt Davis, 1957
 8 Ray Brown, 1958
 7 Bobby Boyd, 1960
 6 Rick Volk, 1967
 6 Eugene Daniel, 1984

MOST (GAME)

- 3 Bert Rechichar vs. Chi, Sept. 27, 1953
 3 Tom Keane at Phil, Nov. 15, 1953
 3 Tom Keane at LA Rams, Dec. 4, 1954
 3 Gary Glick at Was, Nov. 26, 1961
 3 Jerry Logan at NYJ, Oct. 18, 1970
 3 Jackie Wallace at N.E., Sept. 12, 1976
 3 Lyle Blackwood vs. NYJ, Nov. 20, 1977
 3 Eugene Daniel vs. G.B., Oct. 27, 1985
 3 Leonard Coleman vs. N.O., Oct. 12, 1986
 3 Mike Prior vs. Pho, Dec. 20, 1992

MOST (ROOKIE-GAME)

- 2 (14 times) Most: Milt Davis (3)/Ray Brown (3)/Bobby Boyd (2)/Last: Bryant Jones vs. NYJ, Oct. 11, 1987

MOST GAMES INTERCEPTIONS (CAREER)

- 48 Bobby Boyd, 1960-68
 31 Jerry Logan, 1963-72
 30 Eugene Daniel, 1984-96
 29 Rick Volk, 1967-75
 28 Don Shinnick, 1957-68
 26 Andy Nelson, 1957-63
 24 Mike Prior, 1987-92
 21 Bert Rechichar, 1953-59
 21 Milt Davis, 1957-60
 20 Stan White, 1972-79

MOST GAMES INTERCEPTIONS (SEASON)

- 8 Bobby Boyd, 1964
 7 Tom Keane, 1953
 7 Milt Davis, 1957
 7 Bobby Boyd, 1962, 65
 7 Ray Buchanan, 1994
 6 (Many times) Last: Mike Prior, 1992

MOST GAMES INTERCEPTIONS (ROOKIE)

- 7 Milt Davis, 1957
 6 Eugene Daniel, 1984
 5 Ray Brown, 1958
 5 Bobby Boyd, 1960
 5 Rick Volk, 1967

MOST CONSC. GAMES INTERCEPTIONS (CAREER)

- 5 Ray Buchanan, G10-14, 1994
 4 Carl Taseff, G8-11, 1958
 4 Don Shinnick, G11-12-1959/G1-2-1960
 4 Charlie Stukes, G2-5, 1971
 3 (24 times) Last: Ray Buchanan, G12-14, 1994

MOST CONSC. GAMES INTERCEPTIONS (ROOKIE)

- 3 Milt Davis, G1-3, 1957
 3 Don Shinnick, G1-3, 1957
 3 Eugene Daniel, G13-15, 1984
 2 (Many times) Last: Jason Belsar, G11-12, 1992

MOST GAMES 2+ INTERCEPTIONS (CAREER)

- 9 Bobby Boyd, 1960-68
- 9 Don Shinnick, 1957-68
- 6 Mill Davis, 1957-60
- 6 Andy Nelson, 1957-63
- 5 Stan White, 1972-79
- 4 Tom Keane, 1953-54
- 4 Charlie Stukes, 1967-72
- 3 Blackwood/Brown/Daniel/Thompson

MOST GAMES 2+ INTERCEPTIONS (ROOKIE)

- 3 Mill Davis, 1957
- 3 Ray Brown, 1958
- 2 Bobby Boyd, 1960
- 1 Braziel/Daniel/Eggers/Jones/Nelson/Volk

MOST YARDS RETURNED (CAREER)

- 994 Bobby Boyd, 1960-68
- 518 Rick Volk, 1967-75
- 418 Eugene Daniel, 1984-96
- 410 Mill Davis, 1957-60
- 397 Jerry Logan, 1963-72
- 379 Bruce Laird, 1972-81
- 372 Lyle Blackwood, 1977-80
- 365 Andy Nelson, 1957-63
- 351 Mike Prior, 1987-92
- 348 Stan White, 1972-79

MOST YARDS RETURNED (SEASON)

- 225 Keith Taylor, 1989
- 221 Ray Buchanan, 1994
- 219 Mill Davis, 1957
- 199 Andy Nelson, 1958
- 185 Bobby Boyd, 1964
- 163 Bobby Boyd, 1962
- 163 Lyle Blackwood, 1977
- 160 Bobby Boyd, 1968
- 154 Rick Volk, 1968
- 149 Ray Brown, 1958

MOST YARDS RETURNED (ROOKIE)

- 219 Mill Davis, 1957
- 149 Ray Brown, 1958
- 145 Rick Volk, 1967
- 132 Bobby Boyd, 1960
- 94 James Burroughs, 1982

MOST YARDS RETURNED (GAME)

- *ROOKIE**
- 121 *Milt Davis at Chi, Nov. 17, 1957
- 116 Andy Nelson vs. G.B., Nov. 2, 1958
- 113 Ray Buchanan at N.E., Dec. 11, 1994
- 97 Eugene Daniel vs. NYJ, Oct. 29, 1995
- 94 *Rick Volk at Chi, Oct. 8, 1967
- 94 *James Burroughs at Min, Dec. 12, 1982
- 90 Rick Volk at S.F., Oct. 13, 1968
- 90 *Steve Emtman at Mia, Oct. 25, 1992
- 84 *Bobby Boyd vs. Det, Dec. 4, 1960
- 82 Keith Taylor vs. Buf, Oct. 8, 1989

HIGHEST RETURN AVERAGE (CAREER-12 INT)

- 22.5 Jason Belsler, 1992-98
- 22.2 Ray Buchanan, 1993-94
- 19.9 Bruce Laird, 1972-81
- 19.6 Lyle Blackwood, 1977-80
- 18.3 Ray Brown, 1958-60
- 17.4 Bobby Boyd, 1960-68
- 16.7 Rick Volk, 1967-75
- 15.2 Mill Davis, 1957-60
- 14.0 Don Shula, 1953-56
- 13.9 Stan White, 1972-79

HIGHEST RETURN AVERAGE (SEASON-3 INT)

- 47.3 Eugene Daniel, 1995
- 36.5 Lyle Blackwood, 1978
- 32.1 Keith Taylor, 1989
- 31.5 Jackie Wallace, 1975
- 27.6 Ray Buchanan, 1994
- 25.7 Wendell Harris, 1965
- 25.7 Rick Volk, 1968

HIGHEST RETURN AVERAGE (SEASON-3 INT) (Continued)

- 24.9 Andy Nelson, 1958
- 24.8 Bill Pellington, 1959
- 24.2 Bobby Boyd, 1967
- 24.2 Rick Volk, 1967

HIGHEST RETURN AVERAGE (ROOKIE-3 INT)

- 24.2 Rick Volk, 1967
- 21.9 Mill Davis, 1957
- 18.9 Bobby Boyd, 1960
- 18.6 Ray Brown, 1958
- 12.3 Tom Maxwell, 1969
- 12.3 Larry Braziel, 1979

HIGHEST RETURN AVG (GAME-2 INT)

- *ROOKIE**
- 60.5 *Milt Davis at Chi, Nov. 17, 1957
- 58.0 Andy Nelson vs. G.B., Nov. 2, 1958
- 56.5 Ray Buchanan at N.E., Dec. 11, 1994
- 42.0 *Bobby Boyd vs. Det, Dec. 4, 1960
- 41.0 Keith Taylor vs. Buf, Oct. 8, 1989
- 39.5 *Milt Davis at S.F., Dec. 8, 1957
- 31.5 Wendell Harris vs. Det, Oct. 10, 1965
- 27.5 *Ray Brown vs. Chi, Oct. 4, 1958
- 27.5 Bobby Boyd vs. Atl, Dec. 1, 1968

LONGEST RETURN (*ROOKIE)

- 971 Eugene Daniel vs. NYJ, Oct. 29, 1995
- 941 *Rick Volk at Chi, Oct. 8, 1967
- 941 *James Burroughs at Min, Dec. 12, 1982
- 90 Rick Volk at S.F., Oct. 13, 1968
- 901 *Steve Emtman at Mia, Oct. 25, 1992
- 901 Ray Buchanan at N.E., Dec. 11, 1994
- 80 John Holt vs. S.D., Nov. 30, 1986
- 801 Keith Taylor vs. Buf, Oct. 8, 1989
- 791 Lyle Blackwood at St.L., Oct. 8, 1978
- 777 Keith Taylor vs. Cle, Dec. 10, 1989
- 75 *Milt Davis at S.F., Dec. 8, 1957

MOST TOUCHDOWNS (CAREER)

- 5 Jerry Logan, 1963-72
- 4 Bobby Boyd, 1960-68
- 3 Mill Davis, 1957-60
- 3 Andy Nelson, 1957-63
- 3 Ray Buchanan, 1993-94
- 3 Eugene Daniel, 1984-96
- 3 Jason Belsler, 1992-97
- 2 Blackwood/Curtis/Haymond/Lyles/Wallace/White

MOST TOUCHDOWNS (SEASON)

- *ROOKIE**
- 3 Ray Buchanan, 1994
- 2 *Milt Davis, 1957
- 2 Jerry Logan, 1965, 70
- 2 Jackie Wallace, 1975
- 2 Lyle Blackwood, 1978
- 2 Jason Belsler, 1996

***ROOKIES with 1 (Braziel/Burroughs/Emtman/Volk)**

CONSC. GAMES WITH TOUCHDOWNS

- 2 Ray Buchanan, G13-14, 1994

PUNTING

MOST (CAREER)

- 985 Rohn Stark, 1982-94
- 838 David Lee, 1966-78
- 277 Chris Gardocki, 1995-98
- 232 Tom Gilburg, 1961-65
- 119 Cotton Davidson, 1954, 57
- 99 Bucky Dilts, 1979
- 95 Ray Brown, 1958-60
- 82 Mike Bragg, 1980

MOST (SEASON)

- 99 Bucky Dilts, 1979
- 98 Rohn Stark, 1984
- 92 David Lee, 1978
- 91 Rohn Stark, 1983
- 86 David Lee, 1975
- 83 Rohn Stark, 1992, 93
- 82 David Lee, 1977

MOST (SEASON) (Continued)

- 82 Mike Bragg, 1980
- 82 Rohn Stark, 1991

MOST (ROOKIE)

- 72 Cotton Davidson, 1954
- 54 Ray Brown, 1958
- 51 Dave Sherer, 1959
- 49 David Lee, 1966
- 46 Rohn Stark, 1982 (9-game season)

MOST (GAME)

- 12 David Lee at NYJ, Sept. 25, 1977
- 12 Chris Gardocki at Buf, Oct. 6, 1996
- 11 Cotton Davidson at Chi, Oct. 10, 1954
- 11 Joe Don Looney at S.F., Nov. 29, 1964
- 11 David Lee at Mia, Nov. 11, 1973
- 11 David Lee at N.E., Oct. 19, 1975
- 10 Ray Brown at S.F., Dec. 18, 1960
- 10 David Lee at Buf, Dec. 1, 1974
- 10 David Lee at NYG, Dec. 7, 1975
- 10 Bucky Dilts at K.C., Sept. 2, 1979
- 10 Rohn Stark at Den, Dec. 11, 1983
- 10 Rohn Stark at LA Raid, Nov. 25, 1984
- 10 Rohn Stark at N.E., Oct. 2, 1988
- 10 Rohn Stark at N.E., Dec. 8, 1991

MOST (ROOKIE-GAME)

- 11 Cotton Davidson at Chi, Oct. 10, 1954
- 11 Joe Don Looney at S.F., Nov. 29, 1964
- 9 Ray Brown at Chi, Nov. 16, 1958
- 9 David Lee vs. LA Rams, Nov. 27, 1966
- 8 Davidson (three times)

MOST PUNT YARDS (CAREER)

- 43162 Rohn Stark, 1982-94
- 34019 David Lee, 1966-78
- 12403 Chris Gardocki, 1995-98
- 9606 Tom Gilburg, 1961-65
- 4342 Cotton Davidson, 1954, 57
- 3726 Ray Brown, 1958-60

MOST PUNT YARDS (SEASON)

- 4383 Rohn Stark, 1984
- 4124 Rohn Stark, 1983
- 3716 Rohn Stark, 1992
- 3657 Bucky Dilts, 1979
- 3595 Rohn Stark, 1993
- 3584 Rohn Stark, 1985
- 3583 Chris Gardocki, 1998
- 3513 David Lee, 1978
- 3492 Rohn Stark, 1991
- 3432 Rohn Stark, 1986

MOST PUNT YARDS (ROOKIE)

- 2678 Cotton Davidson, 1954
- 2233 David Lee, 1966
- 2132 Dave Sherer, 1959
- 2044 Rohn Stark, 1982 (9-game season)
- 1804 Tom Gilburg, 1961

MOST PUNT YARDS (GAME)

- 551 Chris Gardocki at Buf, Oct. 6, 1996
- 462 Rohn Stark at Den, Dec. 11, 1983
- 456 Rohn Stark at N.E., Oct. 2, 1988
- 445 Joe Don Looney at S.F., Nov. 29, 1964
- 444 Rohn Stark at LA Raid, Nov. 25, 1984
- 425 Cotton Davidson at Chi, Oct. 10, 1954
- 423 Bucky Dilts at K.C., Sept. 2, 1979
- 413 Rohn Stark at N.E., Dec. 8, 1991
- 409 David Lee vs. LA Rams, Nov. 27, 1966
- 405 Ray Brown at Chi, Nov. 16, 1958
- 403 David Lee at N.E., Oct. 19, 1975

MOST PUNT YARDS (GAME-ROOKIE)

- 445 Joe Don Looney at S.F., Nov. 29, 1964
- 425 Cotton Davidson at Chi, Oct. 10, 1954
- 409 David Lee vs. LA Rams, Nov. 27, 1966
- 405 Ray Brown at Chi, Nov. 16, 1958
- 319 Rohn Stark at Min, Dec. 12, 1982

HIGHEST AVERAGE (CAREER-75 MIN)

- 44.8 Chris Gardocki, 1995-98
- 43.8 Rohn Stark, 1982-94
- 41.4 Tom Gilburg, 1961-65
- 40.6 David Lee, 1966-78

HIGHEST AVERAGE (CAREER-75 MIN)

- (Continued)
 39.4 Mike Garrett, 1981
 39.2 Ray Brown, 1958-60
 39.1 Mike Bragg, 1980
 36.9 Bucky Dilts, 1979

HIGHEST AVERAGE (SEASON-32 MIN)

- 45.9 Rohn Stark, 1985
 45.7 Chris Gardocki, 1996
 45.6 David Lee, 1966
 45.4 Chris Gardocki, 1998
 45.3 Rohn Stark, 1983
 45.3 Chris Gardocki, 1997
 45.3 David Lee, 1969
 45.2 Rohn Stark, 1986
 44.8 Rohn Stark, 1992
 44.7 David Lee, 1970
 44.7 Rohn Stark, 1984

HIGHEST AVERAGE (ROOKIE-32 MIN)

- 45.6 David Lee, 1966
 44.4 Rohn Stark, 1982 (9-game season)
 43.0 Tom Gilburg, 1961
 42.4 Joe Don Looney, 1964
 41.8 Dave Sherer, 1959

HIGHEST AVERAGE (GAME-3 MIN)

- *ROOKIE**
 56.3 *David Lee vs. S.F., Sept. 25, 1966
 56.2 Rohn Stark vs. Den, Oct. 13, 1985
 54.5 Rohn Stark at N.E., Sept. 4, 1983
 54.0 Tom Gilburg vs. S.F., Oct. 3, 1965
 53.7 *David Lee at Chi, Oct. 9, 1966
 53.3 Chris Gardocki vs. Cin, Dec. 13, 1998
 53.0 Tom Gilburg vs. Det, Sept. 30, 1962
 53.0 *David Lee at Min, Sept. 18, 1966
 52.3 Rohn Stark at Cin, Sept. 13, 1987
 52.2 Rohn Stark at Buf, Sept. 18, 1983
 51.5 Rohn Stark vs. Cle, Dec. 1, 1991

***Other 50.0+ Rookie:** Stark at S.D., Dec. 26, 1982

40.0+ GAMES (CAREER-3 PUNT MIN)

- 143 Rohn Stark, 1982-94
 96 David Lee, 1966-78
 46 Chris Gardocki, 1995-98
 30 Tom Gilburg, 1961-65
 8 Ray Brown/Dave Sherer

40.0+ GAMES (SEASON-3 PUNT MIN)

- 15 Chris Gardocki, 1998
 14 Rohn Stark, 1983
 13 Rohn Stark, 1984-85, 92-93
 12 David Lee, 1979
 12 Rohn Stark, 1986, 89-90
 12 Chris Gardocki, 1997
 11 Chris Gardocki, 1996
 10 Tom Gilburg, 1963
 10 David Lee, 1966
 10 Rohn Stark, 1991, 94

50.0+ GAMES (CAREER-3 PUNT MIN)

- 15 Rohn Stark, 1982-94
 6 David Lee, 1966-78
 3 Tom Gilburg, 1961-65
 4 Chris Gardocki, 1995-98
 1 Mike Garrett, 1981

50.0+ GAMES (SEASON-3 PUNT MIN)

- 3 David Lee, 1966
 3 Rohn Stark, 1992
 2 Tom Gilburg, 1962
 2 Rohn Stark, 1983, 93
 2 Chris Gardocki, 1998
 1 (15 times) Last: Chris Gardocki, 1997

PUNTS BLOCKED (CAREER)

- 12 David Lee, 1966-78
 7 Rohn Stark, 1982-94
 2 Bragg/Dilts
 1 Colquitt/Davidson

PUNTS BLOCKED (SEASON)

- 2 David Lee, 1973, 77, 78
 2 Bucky Dilts, 1979
 2 Mike Bragg, 1980
 2 Rohn Stark, 1985, 87

PUNTS BLOCKED (GAME)

- 2 David Lee at Mia, Nov. 11, 1973

MOST TOUCHBACKS (CAREER)

- 111 Rohn Stark, 1982-94
 76 David Lee, 1966-78
 25 Chris Gardocki, 1995-98
 10 Tom Gilburg, 1961-65
 8 Ray Brown, 1958-60
 5 Bragg/Davidson/Dilts
 4 Looney/Sherer/Taliaferro

MOST TOUCHBACKS (SEASON)

- 14 Rohn Stark, 1985
 13 Rohn Stark, 1993
 12 David Lee, 1967
 12 Rohn Stark, 1982
 11 David Lee, 1975

MOST TOUCHBACKS (ROOKIE)

- 12 Rohn Stark, 1982
 4 Brown/Sherer
 3 David Lee, 1966

MOST TOUCHBACKS (GAME)

- 4 Rohn Stark at Buf, Oct. 20, 1985
 4 Rohn Stark vs. Mia, Nov. 6, 1993
 4 Rohn Stark at T.B., Sept. 11, 1994
 3 (8 times) Stark (4)/Lee (2)/Davidson/Looney

MOST INSIDE 20 (CAREER, since 1976)

- 225 Rohn Stark, 1982-94
 80 Chris Gardocki, 1995-98
 57 David Lee, 1966-78
 22 Mike Bragg, 1980

MOST INSIDE 20 (SEASON)

- 24 Rohn Stark, 1990
 23 Rohn Stark, 1986
 23 Chris Gardocki, 1996
 23 Chris Gardocki, 1998
 22 Mike Bragg, 1980
 22 Rohn Stark, 1992, 94
 21 David Lee, 1976
 21 Bucky Dilts, 1979
 21 Rohn Stark, 1983, 84
 20 Rohn Stark, 1983
 19 David Lee, 1977

MOST INSIDE 20 (GAME)

- 5 David Lee at S.I., Dec. 4, 1976
 5 Rohn Stark at N.E., Nov. 11, 1990
 4 Bucky Dilts at Pit, Sept. 23, 1979
 4 Rohn Stark at Cin, Oct. 2, 1983
 4 Rohn Stark at Mia, Nov. 20, 1988
 4 Rohn Stark at Buf, Dec. 2, 1984
 4 Chris Gardocki at Buf, Oct. 6, 1996
 4 Chris Gardocki vs. NYJ, Nov. 17, 1996
 4 Chris Gardocki vs. Buf, Dec. 1, 1996
 3 (Many times) Last: Chris Gardocki vs. Cin, Dec. 13, 1998

LONGEST PUNTS

- 76 David Lee at NYG, Oct. 17, 1971
 72 Rohn Stark at Mia, Sept. 23, 1984
 72 Chris Gardocki at S.D., Oct. 27, 1997
 69 Rohn Stark at Buf, Dec. 2, 1984
 69 Chris Gardocki at Buf, Sept. 17, 1995 (twice)
 68 David Lee vs. N.O., Dec. 10, 1967
 68 Rohn Stark at Den, Dec. 11, 1983
 68 Rohn Stark vs. Den, Oct. 13, 1985
 67 David Lee at Sea, Nov. 12, 1978
 67 Rohn Stark at Buf, Sept. 18, 1983
 67 Tom Gilburg vs. S.F., Oct. 3, 1965
 66 David Lee vs. G.B., Nov. 9, 1969
 66 David Lee vs. Phil, Oct. 1, 1978

LONGEST PUNTS (ROOKIE)

- 64 Joe Don Looney at Det, Oct. 25, 1964
 64 David Lee vs. S.F., Sept. 25, 1966
 64 David Lee at LA Rams, Oct. 30, 1966
 62 Joe Don Looney at LA Rams, Nov. 22, 1964
 61 Tom Gilburg vs. LA Rams, Sept. 17, 1961

PUNT RETURNS

MOST (CAREER)

- 155 Clarence Verdin, 1988-93
 112 Carl Toseff, 1953-61
 109 Howard Stevens, 1975-77
 108 Alvin Haymond, 1964-67
 84 Rick Volk, 1967-75
 79 Nesby Glasgow, 1979-87
 71 Bert Rechichar, 1953-59
 63 Jerry Logan, 1963-72
 60 Bruce Laird, 1972-81
 57 Robbie Martin, 1985-86

MOST (SEASON) *ROOKIE

- 44 *Nesby Glasgow, 1979
 42 *Dewell Brewer, 1994
 41 Alvin Haymond, 1965
 40 Alvin Haymond, 1966
 40 Robbie Martin, 1985
 39 Howard Stevens, 1976
 36 Howard Stevens, 1975
 34 *Bruce Laird, 1972
 34 Howard Stevens, 1977
 31 Clarence Verdin, 1990

MOST (GAME)

- 9 Nesby Glasgow at K.C., Sept. 2, 1979
 8 Howard Stevens vs. T.B., Oct. 3, 1976
 7 Alvin Haymond vs. Det, Oct. 10, 1965
 7 Alvin Haymond at LA Rams, Nov. 27, 1966
 7 Larry Anderson vs. Den, Sept. 11, 1983
 7 Robbie Martin at S.F., Oct. 5, 1986
 6 (8 times) Last: Clarence Verdin at N.E., Nov. 11, 1990

MOST (ROOKIE-GAME)

- 9 Nesby Glasgow at K.C., Sept. 2, 1979
 6 Bruce Laird vs. Buf, Dec. 3, 1972
 5 (9 times) Last: Nate Jacquet at NYJ, Dec. 14, 1997
 4 (15 times) Last: Marvin Harrison vs. N.E., Oct. 20, 1996

MOST YARDAGE (CAREER)

- 1537 Clarence Verdin, 1988-93
 1012 Howard Stevens, 1975-77
 911 Alvin Haymond, 1964-67
 826 Carl Toseff, 1953-61
 651 Nesby Glasgow, 1979-87
 577 Jerry Logan, 1963-72
 552 Robbie Martin, 1985-86
 548 Rick Volk, 1967-75
 545 Bruce Laird, 1972-81
 405 Ron Gardin, 1970-71

MOST YARDAGE (SEASON) *ROOKIE

- 443 Robbie Martin, 1985
 403 Alvin Haymond, 1965
 396 Howard Stevens, 1975
 396 Clarence Verdin, 1990
 352 *Nesby Glasgow, 1979
 347 Alvin Haymond, 1966
 339 *Dewell Brewer, 1994
 330 *Ron Gardin, 1970
 105 Howard Stevens, 1976
 303 *Bruce Laird, 1972

MOST YARDS (GAME)

- 148 Carl Toseff at GBM, Oct. 14, 1956
 141 Roy Buchanan vs. S.D., Nov. 3, 1996
 124 Clarence Verdin at N.E., Nov. 11, 1990
 110 Ron Gardin vs. Mia, Nov. 1, 1970
 107 Dewell Brewer vs. Mia, Dec. 18, 1994
 106 Robbie Martin vs. Mia, Nov. 17, 1985
 102 Marvin Harrison at NYJ, Sept. 8, 1996
 97 Alvin Haymond vs. S.F., Sept. 25, 1966
 97 Clarence Verdin at Mia, Oct. 25, 1992
 96 Clarence Verdin vs. N.E., Nov. 15, 1992

MOST YARDS (GAME-ROOKIE)

- 110 Ron Gardin vs. Mia, Nov. 1, 1970
 107 Dewell Brewer vs. Mia, Dec. 18, 1994
 102 Marvin Harrison at NYJ, Sept. 8, 1996
 87 Leonard Dunlap vs. NYJ, Sept. 19, 1971
 75 Nesby Glasgow at N.E., Nov. 18, 1979

HIGHEST AVERAGE (CAREER-30 MIN)

- 13.5 Ron Gardin, 1970-71
- 9.9 Clarence Verdin, 1988-93
- 9.7 Robbie Martin, 1955-86
- 9.3 Howard Stevens, 1975-77
- 9.2 Jerry Logan, 1963-72
- 8.4 Alvin Haymond, 1964-67
- 8.2 Nesby Glasgow, 1979-87
- 8.1 Dewell Brewer, 1994
- 7.4 Carl Toseff, 1953-61

HIGHEST AVERAGE (SEASON-14 MIN)

- 12.9 Clarence Verdin, 1989
- 12.8 Clarence Verdin, 1990
- 12.6 Wendell Harris, 1964
- 11.8 Ron Gardin, 1970
- 11.2 Clarence Verdin, 1992
- 11.1 Robbie Martin, 1985
- 11.0 Howard Stevens, 1975
- 10.9 Clarence Verdin, 1988
- 10.0 Jerry Logan, 1963
- 9.8 Alvin Haymond, 1965
- 9.8 Marvin Harrison, 1996

HIGHEST AVERAGE (ROOKIE-14 MIN)

- 11.8 Ron Gardin, 1970
- 10.0 Jerry Logan, 1963
- 9.8 Marvin Harrison, 1996
- 8.9 Bruce Laird, 1972
- 8.1 Dewell Brewer, 1994

HIGHEST AVERAGE (GAME-2 MIN)

- 37.5 Ron Gardin vs. NYJ, Sept. 19, 1971
- 37.0 Carl Toseff at GBM, Oct. 14, 1956
- 36.7 *Ron Gardin vs. Mia, Nov. 1, 1970
- 32.3 Clarence Verdin at Mia, Oct. 25, 1992
- 32.0 Alvin Haymond at Min, Nov. 14, 1965
- 28.2 Ray Buchanan vs. S.D., Nov. 3, 1996
- 26.8 *Dewell Brewer vs. Mia, Dec. 18, 1994
- 26.5 Robbie Martin vs. Mia, Nov. 17, 1985
- 24.3 Alvin Haymond vs. S.F., Sept. 25, 1966
- 24.0 *Ron Gardin vs. NYJ, Dec. 19, 1970
- 24.0 Clarence Verdin vs. N.E., Nov. 15, 1992

MOST FAIR CATCHES (CAREER)

- 56 Rick Volk, 1967-75
- 54 Clarence Verdin, 1988-93
- 34 Nesby Glasgow, 1979-87
- 25 Mike Prior, 1987-92
- 23 Howard Stevens, 1975-77
- 22 Alvin Haymond, 1964-67
- 20 Ron Gardin, 1970-71
- 17 Bruce Laird, 1972-81
- 16 Bill Brooks, 1986-92

MOST FAIR CATCHES (SEASON) *ROOKIE

- 20 *Ron Gardin, 1970
- 20 Rick Volk, 1971
- 17 Clarence Verdin, 1993
- 15 Nesby Glasgow, 1980
- 12 Clarence Verdin, 1992
- 12 Mike Prior, 1992
- 11 *Bruce Laird, 1972
- 11 *Nesby Glasgow, 1979

MOST FAIR CATCHES (GAME) *ROOKIE

- 4 Timmy Brown at NYG, Nov. 2, 1968
- 4 *Ron Gardin at Mia, Nov. 22, 1970
- 4 *Marvin Harrison at Buf, Oct. 6, 1996
- 3 (17 times) Last: Tyrone Poole vs. N.E., Nov. 1, 1998

LONGEST RETURN (*ROOKIE)

- 90† Carl Toseff at GBM, Oct. 14, 1956
- 84† Clarence Verdin at Mia, Oct. 25, 1992
- 82 Ray Buchanan vs. S.D., Nov. 3, 1996
- 80† *Ron Gardin vs. Mia, Nov. 1, 1970
- 75† *Nesby Glasgow at N.E., Nov. 18, 1979
- 75† *Dewell Brewer vs. Mia, Dec. 18, 1994
- 73† Clarence Verdin at Cle, Sept. 19, 1988
- 71† Carl Toseff vs. G.B., Oct. 31, 1953
- 70† Robbie Martin vs. Mia, Nov. 17, 1985
- 65† Ron Gardin vs. NYJ, Sept. 19, 1971

MOST TOUCHDOWNS (CAREER)

- 4 Clarence Verdin, 1988-93
- 2 Carl Toseff, 1953-62
- 1 Brewer/Gardin/Glasgow/Logan/Martin

MOST TOUCHDOWNS (SEASON)

- 2 Clarence Verdin, 1992

KICKOFF RETURNS

MOST (CAREER)

- 169 Clarence Verdin, 1988-93
- 153 Aaron Bailey, 1994-98
- 148 Albert Bentley, 1985-91
- 137 Bruce Laird, 1972-81
- 84 Nesby Glasgow, 1979-87
- 67 Larry Anderson, 1982-84
- 62 Tom Matle, 1961-72
- 56 Ronald Humphrey, 1994-95
- 53 Robbie Martin, 1985-86
- 49 Lenny Moore, 1956-67
- 49 Marshall Johnson, 1975-80
- 49 Zachary Dixon, 1980-82

MOST (SEASON)

- 55 Aaron Bailey, 1997
- 50 Nesby Glasgow, 1979
- 50 Clarence Verdin, 1993
- 43 Aaron Bailey, 1996
- 41 Marshall Johnson, 1978
- 39 Albert Bentley, 1988
- 39 Clarence Verdin, 1992
- 36 Zachary Dixon, 1981
- 36 Clarence Verdin, 1991
- 35 Ronald Humphrey, 1994

MOST (ROOKIE)

- 50 Nesby Glasgow, 1979
- 29 Bruce Laird, 1972
- 20 Bake Turner, 1962
- 20 Kim Anderson, 1980
- 20 Kevin Williams, 1981

MOST (GAME)

- 8 Aaron Bailey at S.D., Oct. 26, 1997
- 7 Nesby Glasgow at N.E., Nov. 18, 1979
- 7 Albert Bentley at NYJ, Dec. 10, 1988
- 7 Mark Stock vs. S.D., Nov. 3, 1996
- 7 Nate Jacquet at Min, Dec. 21, 1997
- 6 (15 times) Last: Aaron Bailey at Sea, Dec. 20, 1998

MOST (ROOKIE-GAME)

- 7 Nesby Glasgow at N.E., Nov. 18, 1979
- 7 Nate Jacquet at Min, Dec. 21, 1997
- 6 Bruce Laird vs. NYJ, Sept. 24, 1972
- 6 Nesby Glasgow vs. N.E., Oct. 28, 1979
- 6 Stacey Simmons at Phi, Sept. 30, 1990

MOST YARDAGE (CAREER)

- 3501 Aaron Bailey, 1994-98
- 3420 Clarence Verdin, 1988-93
- 3406 Bruce Laird, 1972-81
- 3175 Albert Bentley, 1985-91
- 1904 Nesby Glasgow, 1979-87
- 1369 Jim Duncan, 1969-71
- 1367 Tom Matle, 1961-72
- 1351 Larry Anderson, 1982-84
- 1236 Ronald Humphrey, 1994-95
- 1233 Preston Pearson, 1967-68

MOST YARDAGE (SEASON)

- 1206 Aaron Bailey, 1997
- 1126 Nesby Glasgow, 1979
- 1050 Clarence Verdin, 1993
- 1041 Aaron Bailey, 1996
- 927 Marshall Johnson, 1978
- 843 Bruce Laird, 1972
- 815 Clarence Verdin, 1992
- 799 Bruce Laird, 1975
- 783 Ronald Humphrey, 1994
- 775 Albert Bentley, 1988

MOST YARDAGE (ROOKIE)

- 1126 Nesby Glasgow, 1979
- 843 Bruce Laird, 1972
- 504 Bake Turner, 1962
- 309 Kevin Williams, 1981

MOST YARDAGE (GAME)

- 213 Aaron Bailey vs. Sea, Sept. 14, 1997
- 199 Aaron Bailey at Cin, Dec. 22, 1996
- 195 Alvin Haymond vs. Phi, Nov. 21, 1965
- 181 Bruce Laird vs. NYJ, Sept. 24, 1972
- 169 Marshall Johnson at Dal, Sept. 4, 1978

MOST YARDAGE (GAME-ROOKIE)

- 181 Bruce Laird vs. NYJ, Sept. 24, 1972
- 155 Lenny Lyles vs. Was, Oct. 26, 1958
- 140 Nesby Glasgow vs. Hou, Oct. 14, 1979
- 129 Nate Jacquet at Min, Dec. 21, 1997

HIGHEST AVERAGE (CAREER-30 MIN)

- 32.6 Jim Duncan, 1969-71
- 27.9 Johnny Sample, 1958-60
- 27.5 Buddy Young, 1953-55
- 27.4 Lenny Lyles, 1958, 61-69
- 26.8 Preston Pearson, 1967-68
- 26.5 Cotton Speyrer, 1972-74
- 26.4 Alvin Haymond, 1964-67
- 25.6 Tony Loric, 1964-67
- 24.9 Bruce Laird, 1972-81
- 24.1 Lenny Moore, 1956-67

HIGHEST AVERAGE (SEASON-14 MIN)

- 35.4 Jim Duncan, 1970
- 35.1 Preston Pearson, 1968
- 30.7 Alvin Haymond, 1965
- 29.5 Jim Duncan, 1969
- 29.2 Cotton Speyrer, 1973
- 29.1 Bruce Laird, 1972
- 28.8 Johnny Sample, 1960
- 26.9 Johnny Sample, 1959
- 26.3 Joe Washington, 1978
- 26.3 Bruce Laird, 1974

HIGHEST AVERAGE (ROOKIE-14 MIN)

- 29.1 Bruce Laird, 1972
- 25.2 Bake Turner, 1962
- 24.6 Joe Don Looney, 1964
- 23.5 Jack Call, 1957
- 22.5 Nesby Glasgow, 1979

HIGHEST AVERAGE (GAME-2 MIN)

- 66.0 Aaron Bailey at Jack., Dec. 10, 1995
- 63.5 Preston Pearson at S.F., Oct. 13, 1968
- 62.0 Cotton Speyrer vs. Buf, Nov. 25, 1973
- 59.5 Johnny Sample vs. Chi, Oct. 2, 1960
- 58.5 Lenny Lyles vs. Chi, Oct. 4, 1958
- 56.0 Joe Washington at N.E., Sept. 18, 1978
- 51.7 Lenny Lyles vs. Was, Oct. 26, 1958
- 47.5 Bruce Laird at N.E., Nov. 6, 1972
- 46.7 Jim Duncan at Mia, Nov. 22, 1970
- 46.3 Ronald Humphrey at Pit, Sept. 18, 1994

LONGEST RETURNS

- 104† Buddy Young at Phi, Nov. 15, 1953
- 103† Lenny Lyles vs. Chi, Oct. 4, 1958
- 102† Preston Pearson at Dal, Nov. 10, 1968
- 101† Lenny Lyles vs. Was, Oct. 26, 1958
- 101† Cotton Speyrer vs. Buf, Nov. 25, 1973

MOST TOUCHDOWNS (CAREER)

- 2 Lenny Lyles, 1958, 61-69
- 2 Preston Pearson, 1967-68
- 2 Jim Duncan, 1969-71
- 2 Aaron Bailey, 1994-97

MOST TOUCHDOWNS (SEASON)

- 2 Lenny Lyles, 1958
- 2 Preston Pearson, 1968

TOUCHDOWNS ON OPENING KICKOFF COLTS

- 104 Buddy Young at Phi, Nov. 11, 1953
- 96† Preston Pearson at S.F., Oct. 13, 1968
- 95 Ronald Humphrey at Pit, Sept. 18, 1994
- 95 Aaron Bailey at Jack., Dec. 10, 1995

OPONENTS

- 99 Allen Carter vs. N.E., Dec. 21, 1975
- 95 Sammy Martin vs. N.E., Nov. 27, 1988

LONGEST NON-SCORING RETURN

- Colts: 90 Kendall Williams at Cin, Oct. 2, 1983
- Opp: 96 Joe Arenas at S.F., Dec. 16, 1956

FUMBLES

MOST RECOVERIES (SEASON)

- 6 Barney Poole, 1953
- 6 Stan White, 1973

MOST RECOVERIES (GAME)

- 2 (21 times) Last: Chris Goode at GB, Nov. 13, 1988

MOST RECOVERIES CONSECUTIVE GAMES

- 3 Fred Cook, GB-10, 1975
- 2 (32 times) Last: Quentin Coryatt, G11-12, 1995

LONGEST FUMBLE RETURNS

- 78½ Quentin Coryatt at Pit, Sept. 18, 1994
- 75½ Tony Bennett vs. Hou, Sept. 4, 1994
- 64½ Stan White vs. Buf, Dec. 12, 1976
- 56½ Rodney Culver vs. Mia, Sept. 5, 1993
- 54½ Chris Goode vs. Mia, Oct. 28, 1990
- 52½ Johnnie Cooks at N.E., Sept. 4, 1983
- 49½ Fred Cook vs. NYJ, Nov. 16, 1975
- 44½ Derrel Luce at Pit, Dec. 9, 1978
- 41½ Larry Anderson vs. Den, Sept. 11, 1983
- 34½ Bobby Boyd at G.B., Sept. 29, 1963



LB-Johnnie Cooks had a 52½ fumble return in overtime against New England on September 4, 1983 as the Colts prevailed, 29-23. Cooks is the only Colt to decide an overtime game with a fumble return.

COLTS LARGEST COMEBACKS

| Deficit | Date | Opponent | Trailed / Qtr. | Result |
|---------|----------|---------------|----------------|------------|
| 21 | 11/ 9/75 | @ Buffalo | 7-28 2nd | W 42-35 |
| 21 | 9/10/95 | @ N.Y. Jets | 3-24 3rd | W 27-24 OT |
| 21 | 10/ 8/95 | @ Miami | 3-24 3rd | W 27-24 OT |
| 20 | 11/30/58 | San Francisco | 7-27 3rd | W 35-27 |
| 18 | 12/18/77 | New England | 3-21 3rd | W 30-24 |
| 18 | 10/ 9/77 | Miami | 10-28 2nd | W 45-28 |
| 18 | 9/15/96 | @ Dallas | 3-21 2nd | W 25-24 |
| 17 | 10/12/58 | @ Green Bay | 0-17 2nd | W 24-17 |
| 17 | 11/29/70 | Chicago | 0-17 2nd | W 21-20 |
| 17 | 12/27/92 | @ Cincinnati | 0-17 3rd | W 21-17 |

COLTS LARGEST LEADS LOST

| Lead | Date | Opponent | Ahead / Qtr. | Result |
|------|----------|-----------------|--------------|------------|
| 26 | 9/21/97 | @ Buffalo | 26-0 2nd | L 35-37 |
| 24 | 10/20/57 | @ Detroit | 27-3 3rd | L 27-31 |
| 21 | 10/27/57 | Green Bay | 21-0 4th | L 21-24 |
| 21 | 10/18/98 | @ San Francisco | 21-0 2nd | L 31-34 |
| 19 | 12/11/83 | @ Denver | 19-0 4th | L 19-21 |
| 17 | 9/ 9/79 | Tampa Bay | 17-0 2nd | L 26-29 |
| 17 | 10/ 9/88 | @ Buffalo | 17-0 2nd | L 23-34 |
| 14 | 10/ 1/78 | Philadelphia | 14-0 4th | L 14-17 |
| 14 | 12/ 8/91 | @ New England | 17-3 3rd | L 17-23 OT |
| 14 | 9/18/94 | @ Pittsburgh | 14-0 2nd | L 21-31 |
| 14 | 10/23/94 | Washington | 17-3 2nd | L 27-41 |
| 14 | 11/29/98 | @ Baltimore | 24-10 2nd | L 31-38 |
| 14 | 12/ 6/98 | @ Atlanta | 21-7 2nd | L 21-28 |

RED ZONE CONVERSIONS

| COLTS | | | | | | | |
|-------|-------|--------|------|----|---------|----|----------|
| Year | Times | Scores | Pct. | TD | TD Pct. | FG | No Score |
| 1985 | 46 | 40 | 87.0 | 27 | 58.7 | 13 | 6 |
| 1986 | 30 | 24 | 80.0 | 18 | 60.0 | 6 | 6 |
| 1987 | 45 | 39 | 86.7 | 20 | 44.4 | 19 | 6 |
| 1988 | 44 | 36 | 81.8 | 24 | 54.5 | 12 | 8 |
| 1989 | 42 | 35 | 83.3 | 22 | 52.4 | 13 | 7 |
| 1990 | 36 | 32 | 88.9 | 22 | 61.1 | 10 | 4 |
| 1991 | 25 | 17 | 68.0 | 11 | 44.0 | 6 | 8 |
| 1992 | 36 | 21 | 58.3 | 15 | 41.7 | 6 | 15 |
| 1993 | 38 | 28 | 73.7 | 11 | 28.9 | 17 | 10 |
| 1994 | 44 | 34 | 77.3 | 25 | 56.8 | 9 | 10 |
| 1995 | 53 | 40 | 75.5 | 28 | 52.8 | 12 | 13 |
| 1996 | 47 | 38 | 80.9 | 20 | 42.6 | 18 | 9 |
| 1997 | 52 | 44 | 84.6 | 23 | 44.2 | 21 | 8 |
| 1998 | 41 | 34 | 82.9 | 22 | 53.7 | 12 | 7 |

| OPPONENTS | | | | | | | |
|-----------|-------|--------|------|----|---------|----|----------|
| Year | Times | Scores | Pct. | TD | TD Pct. | FG | No Score |
| 1985 | 52 | 43 | 82.7 | 37 | 71.2 | 6 | 9 |
| 1986 | 57 | 44 | 77.2 | 30 | 52.6 | 14 | 13 |
| 1987 | 36 | 26 | 72.2 | 19 | 52.8 | 7 | 10 |
| 1988 | 45 | 38 | 84.4 | 25 | 55.6 | 13 | 7 |
| 1989 | 54 | 41 | 75.9 | 22 | 40.7 | 19 | 13 |
| 1990 | 50 | 45 | 90.0 | 22 | 44.0 | 23 | 5 |
| 1991 | 51 | 43 | 84.3 | 34 | 66.7 | 9 | 8 |
| 1992 | 43 | 35 | 81.4 | 23 | 53.5 | 12 | 8 |
| 1993 | 52 | 46 | 88.5 | 32 | 61.5 | 14 | 6 |
| 1994 | 56 | 44 | 78.6 | 22 | 39.3 | 22 | 12 |
| 1995 | 47 | 39 | 83.0 | 24 | 51.1 | 15 | 8 |
| 1996 | 53 | 48 | 90.6 | 29 | 54.7 | 19 | 5 |
| 1997 | 53 | 50 | 94.3 | 31 | 58.5 | 19 | 3 |
| 1998 | 58 | 53 | 91.4 | 35 | 60.3 | 18 | 5 |

TEAM RECORDS

WON-LOSS-TIE

| MOST WINS (SEASON) | | |
|--------------------|------|---------|
| 13 | 1968 | 10 1965 |
| 12 | 1964 | 10 1971 |
| 11 | 1967 | 10 1975 |
| 11 | 1970 | 10 1977 |
| 11 | 1976 | |

| MOST CONSECUTIVE WINS | | |
|-----------------------|---------|------------------------------|
| 11 | 9/20/64 | at G.B. to 11/29/64 vs. S.F. |

| MOST CONSECUTIVE HOME WINS | | |
|----------------------------|---------|----------------------------|
| 9 | 11/2/75 | vs. Cle to 11/1/76 vs. Hou |

| MOST CONSECUTIVE ROAD WINS | | |
|----------------------------|---------|---------------------------|
| 8 | 9/22/68 | at Atl to 12/29/68 at Cle |

| MOST CONSECUTIVE GAMES WITHOUT LOSS | | |
|-------------------------------------|----------|------------------------------|
| 15 | 12/18/66 | at S.F. to 12/10/67 vs. N.O. |

| MOST LOSSES (SEASON) | | |
|----------------------|------|--|
| 15 | 1991 | |

| MOST CONSECUTIVE LOSSES | | |
|-------------------------|---------|----------------------------|
| 14 | 9/13/81 | vs. Buf to 12/13/81 at Was |

| MOST CONSECUTIVE HOME LOSSES | | |
|------------------------------|---------|------------------------------|
| 9 | 9/22/74 | vs. G.B. to 10/12/75 vs. Buf |

| MOST CONSECUTIVE ROAD LOSSES | | |
|------------------------------|---------|----------------------------|
| 12 | 9/20/81 | at Den to 12/26/82 at S.D. |

| MOST TIED GAMES (SEASON) | | |
|--------------------------|------|--|
| 2 | 1967 | |

| MOST CONSECUTIVE TIES | | |
|-----------------------|----------|----------------------------------|
| 2 | 10/15/67 | vs. L.A. Rams to 10/22/67 at Min |

SCORING

| COLTS (SEASON) | | | |
|----------------|------|--------|------|
| MOST | | FEWEST | |
| 428 | 1964 | 113 | 1982 |
| 417 | 1976 | 131 | 1954 |
| 402 | 1968 | 143 | 1991 |
| 395 | 1975 | 182 | 1953 |
| 394 | 1967 | 189 | 1993 |

| OPP (SEASON) | | | |
|--------------|------|--------|------|
| MOST | | FEWEST | |
| 533 | 1981 | 140 | 1971 |
| 444 | 1998 | 144 | 1968 |
| 421 | 1978 | 198 | 1967 |
| 414 | 1984 | 203 | 1958 |
| 401 | 1997 | 225 | 1964 |
| 400 | 1986 | | |

| COLTS MOST (QUARTER) | | |
|----------------------|------------|--------------|
| 31 | vs. Mia | 12/14/97 |
| 28 | (5 times) | |
| 27 | (3 times) | |
| 24 | (5 times) | |
| 21 | (33 times) | 20 (6 times) |

| OPP MOST (QUARTER) | | |
|--------------------|------------|----------|
| 28 | vs. Cle | 12/1/91 |
| 27 | at N.E. | 11/18/79 |
| 24 | (5 times) | |
| 22 | at Min | 12/21/97 |
| 21 | (29 times) | |
| 20 | (5 times) | |

| COLTS MOST (HALF) | | |
|-------------------|-------------|--------------|
| 45 | vs. Den | 10/31/88 (1) |
| 42 | vs. LA Rams | 11/25/56 (2) |
| 38 | vs. GBM | 10/13/57 (2) |
| 35 | (4 times) | |

| OPP MOST (HALF) | | |
|-----------------|---------|--------------|
| 38 | at Chi | 10/21/56 (2) |
| 37 | vs. Chi | 11/25/62 (2) |

| OPP MOST (HALF) (Continued) | | |
|-----------------------------|---------|--------------|
| 37 | at N.E. | 11/23/80 (2) |
| 35 | vs. NYJ | 11/3/85 (1) |
| 33 | at N.E. | 11/18/79 (1) |

| COLTS MOST (GAME) | | |
|-------------------|-------------|----------|
| 58 | vs. Buf | 12/12/76 |
| 56 | vs. LA Rams | 11/25/56 |
| 56 | vs. G.B. | 11/2/58 |
| 55 | vs. Den | 10/31/88 |
| 52 | vs. Chi | 9/27/64 |

| OPP MOST (GAME) | | |
|-----------------|-------------|----------|
| 58 | at Chi | 10/21/56 |
| 57 | vs. Chi | 11/25/62 |
| 52 | at Min | 9/28/69 |
| 50 | vs. N.E. | 11/18/84 |
| 48 | vs. LA Rams | 9/26/54 |

| LARGEST VICTORY MARGIN | | |
|------------------------|------------------|----------|
| 56 | vs. G.B. | 11/2/58 |
| 52 | vs. Chi | 9/27/64 |
| 44 | vs. Atl | 12/1/68 |
| 43 | at Buf | 10/10/71 |
| 42 | at Atl | 11/12/67 |
| 41 | vs. Mia | 12/14/97 |
| 30+ | alltime margins: | 26 |

| LARGEST DEFEAT MARGIN | | |
|-----------------------|-------------------|----------|
| 57 | vs. Chi | 11/25/62 |
| 48 | vs. LA Rams | 9/26/54 |
| 44 | at Mia | 11/11/73 |
| 43 | at LA Rams | 12/5/53 |
| 42 | (2 times) | |
| 30+ | alltime deficits: | 24 |

| MOST POINTS BOTH TEAMS | | |
|------------------------|-----------|----------|
| 89 | vs. Chi | 10/4/58 |
| 85 | at Chi | 10/21/56 |
| 79 | at Buf | 11/9/75 |
| 79 | vs. G.B. | 11/16/97 |
| 78 | (3 times) | |
| 70+ | Games: | 74 |

| FEWEST POINTS BOTH TEAMS | | |
|--------------------------|---------|----------|
| 6 | vs. Buf | 12/1/74 |
| 6 | vs. NYJ | 10/11/87 |
| 6 | at N.E. | 12/6/92 |
| 9 | vs. NYJ | 10/11/92 |

| MOST SHUTOUTS (SEASON) | | |
|------------------------|---|-----------|
| COLTS | 3 | 1968/1971 |
| OPP | 3 | 1972 |

| MOST CONS. SHUTOUTS (OPP) | | |
|---------------------------|------------------|--|
| 2 | (9/4-9/10/78) | |
| 2 | (11/21-11/28/82) | |
| 2 | (11/1-11/8/92) | |

| COLTS MOST CONS. GAMES SCORING | | |
|--------------------------------|----------|-------------|
| 104 | 10/24/54 | to 11/18/62 |
| 90 | 12/12/65 | to 10/8/72 |
| 81 | 1/2/94 | to present |
| 61 | 11/27/83 | to 11/15/87 |
| 55 | 11/29/87 | to 9/8/91 |

| OPP MOST CONS. GAMES SCORING | | |
|------------------------------|----------|-------------|
| 161 | 11/1/76 | to 10/4/87 |
| 97 | 12/13/92 | to present |
| 68 | 10/31/88 | to 11/29/92 |
| 65 | 9/27/53 | to 10/26/58 |
| 56 | 11/1/64 | to 10/27/68 |

TOUCHDOWNS

| COLTS (SEASON) | | |
|----------------|------|---------|
| MOST | | FEWEST |
| 54 | 1964 | 12 1982 |
| 53 | 1958 | 14 1954 |
| 52 | 1975 | 14 1991 |
| 51 | 1976 | 16 1993 |
| 50 | 1968 | 22 1974 |

| OPP (SEASON) | | |
|--------------|-----------|---------|
| MOST | | FEWEST |
| 68 | 1981 | 16 1968 |
| 54 | 1978 | 18 1971 |
| 52 | 1998 | 21 1967 |
| 50 | 1984 | 25 1966 |
| 47 | (3 times) | 25 1970 |

| COLTS MOST (GAME) | | |
|-------------------|-------------|----------|
| 8 | vs. LA Rams | 11/25/56 |
| 8 | vs. G.B. | 11/2/58 |
| 7 | (7 times) | |
| 6 | (19 times) | |

| OPP MOST (GAME) | | |
|-----------------|------------|----------|
| 8 | at Chi | 10/21/56 |
| 8 | vs. Chi | 11/25/62 |
| 7 | at Min | 9/28/69 |
| 6 | (18 times) | |

| COLTS RUSH TDS (SEASON) | | |
|-------------------------|---------|--------------|
| MOST | | FEWEST |
| 29 | 1964 | 3 1991 |
| 28 | 1975 | 4 1954 |
| 26 | 1976 | 4 1982 |
| 24 | 1958 | 4 1993 |
| 23 | 1971/88 | 7 1953/66/98 |

| OPP RUSH TDS (SEASON) | | |
|-----------------------|------|--------|
| MOST | | FEWEST |
| 30 | 1981 | 5 1967 |
| 23 | 1991 | 6 1968 |
| 21 | 1953 | 6 1970 |
| 21 | 1954 | 6 1987 |
| 21 | 1978 | 7 1966 |

| COLTS MOST RUSHING (GAME) | | |
|---------------------------|------------|-----------------------|
| 5 | at Det | 10/19/58 |
| 5 | vs. Was | 11/2/69 |
| 5 | vs. Hou | 11/1/76 |
| 5 | vs. Buf | 10/6/85 |
| 5 | vs. Den | 10/31/88 |
| 4 | (13 times) | Last: vs. NYJ 11/6/88 |

| OPP MOST RUSHING (GAME) | | |
|-------------------------|-----------|-------------------------|
| 5 | vs. Cle | 11/1/59 |
| 4 | (9 times) | Last: vs. S.D. 10/18/92 |

| COLTS PASS TDS (SEASON) | | |
|-------------------------|-----------|--------------|
| MOST | | FEWEST |
| 33 | 1959 | 6 1982 |
| 31 | 1965 | 9 1954 |
| 28 | 1968 | 9 1974 |
| 27 | 1962 | 10 (3 times) |
| 26 | (4 times) | |

| OPP PASS TDS (SEASON) | | |
|-----------------------|------|---------|
| MOST | | FEWEST |
| 37 | 1981 | 8 1960 |
| 31 | 1983 | 9 1958 |
| 31 | 1984 | 9 1968 |
| 29 | 1978 | 9 1971 |
| 28 | 1986 | 10 1977 |

| COLTS MOST PASSING (GAME) | | |
|---------------------------|------------|------------------------|
| 5 | vs. G.B. | 11/2/58 |
| 5 | at Dal | 10/30/60 |
| 5 | vs. Min | 12/16/62 |
| 5 | at Min | 11/14/65 |
| 5 | vs. Det | 10/16/66 |
| 5 | vs. Buf | 10/4/87 |
| 4 | (25 times) | Last: vs. Mia 12/14/97 |

| OPP MOST PASSING (GAME) | | |
|-------------------------|------------|----------------------|
| 7 | at Min | 9/28/69 |
| 6 | vs. NYJ | 9/24/72 |
| 5 | at Chi | 10/21/56 |
| 5 | at S.D. | 12/26/82 |
| 5 | at Pit | 9/8/85 |
| 4 | (19 times) | Last: at NYJ 9/20/98 |

MOST RETURN TDS (SEASON)

| COLTS | OPP |
|------------------------------|------------------------------|
| 7 1994 | 8 1973 |
| 6 1968/70 | 6 1977/80 |
| 5 1959/67/75/ 78/89/96/97 | 4 1956/58/86/98 (9 times) |
| 4 1957/63/65 | |

MOST DEFENSIVE TDS (SEASON)

| COLTS | OPP |
|--------------|-------------|
| 5 1975/94 | 6 1973 |
| 4 (8 times) | 4 (7 times) |
| 3 1957/66/70 | 3 (7 times) |

MOST KICK RETURN TDS (SEASON)

| COLTS | OPP |
|-------------|-------------|
| 3 1970/89 | 3 1977/79 |
| 2 (8 times) | 2 (7 times) |

POINTS AFTER TOUCHDOWNS

COLTS (SEASON)

| MOST | FEWEST |
|---------|---------|
| 53 1964 | 11 1982 |
| 51 1975 | 12 1954 |
| 49 1976 | 14 1991 |
| 48 1958 | 15 1993 |
| 48 1968 | 21 1997 |

COLTS (GAME)

| | |
|----------|----------|
| 8 vs. LA | 11/25/56 |
| 8 vs. GB | 11/ 2/58 |

OPP (SEASON)

| MOST | FEWEST |
|---------|---------|
| 65 1981 | 15 1968 |
| 53 1978 | 17 1971 |
| 47 1984 | 21 1967 |
| 46 1986 | 25 1966 |
| 46 1991 | 25 1970 |

OPP (GAME)

| | |
|----------|----------|
| 7 at Chi | 10/21/56 |
| 7 at Min | 9/28/69 |

FIELD GOALS

COLTS (SEASON)

| MOST | FEWEST |
|------------|--------|
| 36 1996 | 3 1956 |
| 32 1997 | 5 1958 |
| 30 1983 | 6 1959 |
| 27 1987/98 | 7 1953 |
| 26 1993 | 7 1957 |

OPP (SEASON)

| MOST | FEWEST |
|--------------|-------------|
| 32 1989 | 5 1971 |
| 32 1990 | 6 1958 |
| 28 1998 | 6 1975 |
| 27 1994/97 | 8 1956 |
| 25 (2 times) | 9 (3 times) |

COLTS MOST (GAME)

| | |
|--------------|----------|
| 5 at LA Rams | 12/ 4/54 |
| 5 vs. S.F. | 9/25/66 |
| 5 at Phi | 10/30/83 |
| 5 vs. Mia | 9/25/88 |
| 5 at Buf | 9/21/97 |
| 4 (15 times) | |

OPP MOST (GAME)

| | |
|--------------|----------|
| 5 at Was | 11/18/73 |
| 5 at N.E. | 12/ 3/89 |
| 5 vs. Cin. | 9/ 3/95 |
| 5 at SD | 10/26/97 |
| 4 (12 times) | |

MOST ATT (SEASON)

| |
|------------------|
| 41 1997 |
| 40 1996 |
| 39 1961/63/66/72 |
| 37 1967 |
| 35 1964/83 |

OPP MOST ATT (SEASON)

| |
|------------|
| 43 1989/90 |
| 38 1995 |
| 37 1998 |
| 35 1970/86 |
| 34 1969/94 |

FEWEST ATT (SEASON)

| |
|--------------|
| 14 1958 |
| 16 1956 |
| 17 1978 |
| 18 (5 times) |

OPP FEWEST ATT (SEASON)

| |
|---------|
| 10 1975 |
| 14 1955 |
| 16 1953 |
| 17 1958 |
| 18 1971 |

MOST ATT (GAME)

| | |
|--------------|----------|
| 7 at LA Rams | 12/ 4/54 |
| 6 (7 times) | |
| 5 (18 times) | |

OPP MOST ATT (GAME)

| | |
|--------------|----------|
| 7 at N.E. | 12/ 3/89 |
| 6 at NYJ | 11/29/81 |
| 6 at Buf | 9/ 9/90 |
| 6 at S.D. | 10/26/97 |
| 5 (20 times) | |

TOTAL FIRST DOWNS

COLTS (SEASON)

| MOST | FEWEST |
|----------|----------|
| 327 1980 | 152 1982 |
| 311 1988 | 157 1953 |
| 301 1977 | 169 1954 |
| 301 1996 | 206 1955 |
| 298 1998 | 216 1956 |

OPP (SEASON)

| MOST | FEWEST |
|----------|----------|
| 406 1981 | 166 1971 |
| 343 1984 | 188 1958 |
| 341 1998 | 195 1959 |
| 338 1980 | 195 1960 |
| 336 1989 | 197 1982 |

COLTS MOST (GAME)

| | |
|-------------|----------|
| 33 vs NYJ | 12/15/74 |
| 32 at Mia | 11/15/87 |
| 31 vs. T.B. | 10/ 8/76 |
| 30 vs. G.B. | 11/ 2/58 |
| 30 at Atl | 11/12/67 |

OPP MOST (GAME)

| | |
|--------------|----------|
| 36 at S.F. | 10/18/98 |
| 34 at Min | 9/28/69 |
| 34 at Phi | 11/15/81 |
| 33 at Mia | 9/15/85 |
| 32 at Pit | 9/18/94 |
| 31 (2 times) | |

COLTS FEWEST (GAME)

| | |
|--------------|----------|
| 4 at Mia | 11/11/73 |
| 5 at N.E. | 11/11/90 |
| 6 at LA Rams | 12/ 5/53 |
| 6 vs. Det | 11/ 6/54 |
| 6 at Buf | 11/28/82 |

OPP FEWEST (GAME)

| | |
|-------------|----------|
| 3 vs. S.F. | 11/22/59 |
| 4 at Buf | 10/10/71 |
| 5 vs. S.F. | 10/13/63 |
| 5 vs. Sil | 9/17/72 |
| 6 (2 times) | |

MOST BOTH TEAMS

| | |
|----------------|-----------|
| 57 vs. NYJ | 12/15/74 |
| 54 at Mia | 11/15/87 |
| 52 vs. LA Rams | 11/25/56 |
| 52 at Buf | 9/21/97 |
| 51 | (3 times) |

FEWEST BOTH TEAMS

| | |
|--------------|----------|
| 19 at Buf | 12/ 1/74 |
| 19 at N.E. | 11/11/90 |
| 21 at Mia | 11/11/73 |
| 22 (5 times) | |

RUSHING

COLTS (SEASON)

| MOST | FEWEST |
|----------|--------------|
| 153 1988 | 55 1991 |
| 146 1983 | 62 1982 |
| 133 1976 | 64 1960 |
| 131 1975 | 66 1954 |
| 131 1985 | 70 (2 times) |

OPP (SEASON)

| MOST | FEWEST |
|----------|---------|
| 162 1981 | 60 1971 |
| 153 1978 | 65 1959 |
| 151 1993 | 69 1957 |
| 140 1980 | 70 1958 |
| 140 1991 | 70 1969 |

COLTS MOST (GAME)

| | |
|--------------|----------|
| 18 at Det | 10/19/58 |
| 18 vs. S.F. | 11/22/59 |
| 18 vs. Buf | 10/ 6/85 |
| 16 (5 times) | |

OPP MOST (GAME)

| | |
|--------------|----------|
| 19 vs. Mia | 10/29/72 |
| 19 vs. Dal | 12/ 6/81 |
| 18 at G.B. | 10/18/53 |
| 17 (3 times) | |

COLTS FEWEST (GAME)

| | |
|---------------|----------|
| 0 vs. LA Rams | 11/27/66 |
| 0 at N.E. | 11/11/90 |
| 0 vs. Phi | 12/19/93 |
| 1 (13 times) | |

OPP FEWEST (GAME)

| | |
|--------------|----------|
| 0 vs. Chi | 10/ 5/57 |
| 0 vs. S.F. | 10/13/63 |
| 0 at Buf | 10/10/71 |
| 0 at T.B. | 9/11/94 |
| 1 (12 times) | |

PASSING

COLTS (SEASON)

| MOST | FEWEST |
|----------|---------|
| 190 1998 | 66 1953 |
| 180 1993 | 79 1963 |
| 174 1980 | 80 1982 |
| 174 1992 | 90 1954 |
| 173 1986 | 92 1955 |

OPP (SEASON)

| MOST | FEWEST |
|----------|---------|
| 214 1981 | 89 1982 |
| 194 1984 | 95 1953 |
| 192 1985 | 95 1971 |
| 192 1989 | 98 1955 |
| 192 1994 | 98 1960 |

COLTS MOST (GAME)

| | |
|--------------|----------|
| 22 vs. NYJ | 12/15/74 |
| 20 vs. Cle | 11/ 1/59 |
| 20 vs. NE | 10/20/96 |
| 19 at Ball. | 11/29/98 |
| 18 (4 times) | |

OPP MOST (GAME)

| | |
|--------------|----------|
| 24 at Min | 9/28/69 |
| 24 at Mia | 9/15/85 |
| 23 vs. Mia | 12/ 9/84 |
| 22 at S.F | 10/18/98 |
| 21 vs. Buf | 10/ 8/89 |
| 20 (3 times) | |

COLTS FEWEST (GAME)

| | |
|-------------|----------|
| 1 at Cle | 9/16/73 |
| 1 vs. Buf | 10/13/74 |
| 1 at Mia | 11/23/75 |
| 2 (6 times) | |

OPP FEWEST (GAME)

| | |
|-------------|----------|
| 1 at GBM | 11/24/91 |
| 2 (6 times) | |
| 3 (5 times) | |

PENALTY

COLTS (SEASON)

| MOST | FEWEST |
|--------------|--------------|
| 36 1979 | 10 1982 |
| 31 1998 | 11 1956 |
| 30 1972/73 | 12 1962 |
| 28 (3 times) | 13 (3 times) |
| 27 1996 | |

OPP (SEASON)

| MOST | FEWEST |
|------------|---------|
| 34 1980 | 8 1996 |
| 32 1983 | 11 1960 |
| 30 1981 | 11 1971 |
| 30 1995 | 12 1958 |
| 29 1979/98 | 12 1959 |

COLTS MOST (GAME)

| | |
|------------|----------|
| 9 vs. Pit | 10/30/77 |
| 7 vs. G.B. | 11/ 2/58 |
| 7 vs. Det | 11/19/67 |
| 7 vs. Buf | 12/17/78 |
| 7 vs. Pit | 9/14/80 |

OPP MOST (GAME)

| | |
|--------------|--|
| 5 (7 times) | |
| 4 (27 times) | |

NET YARDS

COLTS (SEASON)

| MOST | FEWEST |
|-----------|-----------|
| 5236 1976 | 2483 1982 |
| 5206 1980 | 2716 1953 |
| 5116 1998 | 2934 1954 |
| 5018 1983 | 3464 1955 |
| 5008 1967 | 3506 1973 |

OPP (SEASON)

| MOST | FEWEST |
|-----------|-----------|
| 6793 1981 | 2852 1971 |
| 5911 1978 | 3284 1958 |
| 5832 1998 | 3296 1982 |
| 5701 1986 | 3317 1960 |
| 5640 1983 | 3377 1968 |

COLTS MOST (GAME)

| | |
|-----------------|----------|
| 595 at Atl | 11/12/67 |
| 576 vs Min | 12/16/62 |
| 574 vs. LA Rams | 11/25/56 |
| 540 at Balt | 11/29/98 |
| 535 at Det | 10/19/58 |

OPP MOST (GAME)

| | |
|-------------|----------|
| 622 at Min | 9/28/69 |
| 597 at S.F. | 12/13/53 |
| 583 at Dal | 9/ 4/78 |
| 574 at Phi | 11/15/81 |
| 573 vs NYJ | 9/24/72 |

COLTS FEWEST (GAME)

| | |
|---------------|----------|
| 69 vs. Det | 11/ 6/54 |
| 70 at LA Rams | 12/ 5/53 |
| 86 at N.E. | 10/23/77 |
| 88 at Buf | 11/28/82 |
| 99 at S.D. | 11/ 1/92 |

OPP FEWEST (GAME)

| | |
|-------------|----------|
| 49 at Buf | 10/10/71 |
| 89 vs. T.B. | 10/ 3/76 |
| 94 at N.E. | 12/ 6/92 |
| 97 at Was | 11/26/61 |
| 113 vs. Was | 9/25/60 |

MOST BOTH TEAMS

| | |
|-----------------|----------|
| 997 vs. LA Rams | 11/25/56 |
| 985 vs. NYJ | 9/24/72 |
| 964 at GBM | 11/15/59 |
| 942 vs. Mia | 9/27/81 |
| 919 at Cle | 10/26/81 |

FEWEST BOTH TEAMS

| | |
|-------------|----------|
| 328 at Buf | 12/ 1/74 |
| 346 at NYJ | 11/11/84 |
| 355 vs. NYJ | 10/29/95 |
| 359 at N.E. | 12/ 6/92 |
| 373 at Buf | 10/20/85 |

OFFENSIVE PLAYS

COLTS (SEASON)

| MOST | FEWEST |
|-----------|----------|
| 1117 1979 | 596 1982 |
| 1056 1980 | 840 1964 |
| 1046 1986 | 849 1966 |
| 1035 1997 | 851 1968 |
| 1025 1983 | 860 1970 |

OPP (SEASON)

| MOST | FEWEST |
|-----------|----------|
| 1116 1984 | 605 1982 |
| 1111 1981 | 746 1971 |
| 1109 1989 | 818 1967 |
| 1090 1994 | 827 1963 |
| 1080 1980 | 847 1973 |

COLTS MOST (GAME)

| | |
|-------------|----------|
| 88 at S.F. | 9/22/63 |
| 88 vs. Mia | 12/14/75 |
| 87 vs. Den | 11/10/74 |
| 86 vs. T.B. | 10/ 3/76 |
| 85 at NYJ | 9/ 7/80 |

OPP MOST (GAME)

| | |
|-------------|----------|
| 88 vs. N.E. | 10/29/89 |
| 86 at T.B. | 10/ 4/92 |
| 85 vs. Dal | 12/ 6/81 |
| 84 at Min | 9/28/69 |
| 84 vs. Buf | 12/13/87 |

COLTS FEWEST (GAME)

| | |
|------------|----------|
| 38 at Buf | 11/28/82 |
| 41 vs. Mia | 10/28/90 |
| 43 vs. NYJ | 10/29/95 |
| 45 vs. Mia | 11/ 1/70 |
| 45 vs. Dal | 12/ 6/81 |
| 45 vs. Chi | 9/11/88 |

OPP FEWEST (GAME)

| | |
|--------------|----------|
| 39 at S.F. | 9/22/63 |
| 40 at Chi | 9/21/75 |
| 41 at Buf | 10/10/71 |
| 41 at NYJ | 10/20/74 |
| 42 (2 times) | |

RUSHING

ATTEMPTS

COLTS (SEASON)

| MOST | FEWEST |
|-------------|----------|
| 601 1983 | 293 1982 |
| 566 1977 | 335 1990 |
| 565 1976 | 345 1960 |
| 545 1988 | 354 1991 |
| 536 1973/75 | 364 1954 |

OPP (SEASON)

| MOST | FEWEST |
|----------|-------------|
| 662 1978 | 325 1959 |
| 607 1981 | 331 1958 |
| 575 1993 | 348 1982 |
| 574 1980 | 352 1971 |
| 559 1984 | 375 1957/68 |

COLTS MOST (GAME)

| | |
|-------------|----------|
| 60 vs. S.F. | 11/22/59 |
| 58 at NYJ | 10/20/74 |
| 58 at Atl | 11/17/74 |

COLTS MOST (GAME) (Continued)

| | |
|------------|----------|
| 57 at NYJ | 11/11/84 |
| 53 vs. Hou | 11/ 1/76 |
| 53 at Phi | 10/30/83 |

OPP MOST (GAME)

| | |
|------------|----------|
| 66 vs. Dal | 12/ 6/81 |
| 58 at N.E. | 12/26/93 |
| 56 at G.B. | 10/18/53 |
| 56 at Buf | 11/28/82 |
| 53 at Mia | 10/27/74 |

COLTS FEWEST (GAME)

| | |
|------------|----------|
| 11 vs. Was | 12/22/90 |
| 12 vs. Mia | 10/28/90 |
| 12 at S.D. | 11/ 1/92 |
| 12 vs. Phi | 12/19/93 |
| 13 at Sea | 9/29/91 |
| 13 at N.E. | 11/24/96 |

OPP FEWEST (GAME)

| | |
|--------------|----------|
| 11 at Buf | 10/10/71 |
| 11 at NYJ | 12/ 7/97 |
| 12 at Den | 12/11/83 |
| 14 vs. Hou | 11/ 1/76 |
| 14 vs. Hou | 9/ 4/94 |
| 15 (4 times) | |

YARDS

COLTS (SEASON)

| MOST | FEWEST |
|-----------|-----------|
| 2695 1983 | 1044 1982 |
| 2439 1985 | 1102 1992 |
| 2309 1976 | 1169 1991 |
| 2249 1988 | 1275 1954 |
| 2217 1975 | 1282 1990 |

OPP (SEASON)

| MOST | FEWEST |
|-----------|-----------|
| 3010 1978 | 1113 1971 |
| 2665 1981 | 1174 1957 |
| 2566 1998 | 1291 1958 |
| 2521 1993 | 1339 1968 |
| 2327 1991 | 1400 1969 |

COLTS MOST (GAME)

| | |
|--------------|----------|
| 318 vs. G.B. | 10/28/56 |
| 316 at Det | 10/19/58 |
| 305 at Cle | 11/11/56 |
| 299 vs. Hou | 12/22/85 |
| 281 vs. Buf | 10/ 6/85 |

OPP MOST (GAME)

| | |
|-----------------|----------|
| 354 vs. Dal | 12/ 6/81 |
| 315 at Mia | 11/11/73 |
| 313 at Min | 9/13/64 |
| 303 at G.B. | 10/18/53 |
| 303 vs. LA Rams | 11/22/53 |

COLTS FEWEST (GAME)

| | |
|----------------|----------|
| 4 vs. Det | 9/22/91 |
| 19 vs. LA Rams | 9/26/54 |
| 30 at S.D. | 11/ 1/92 |
| 31 at LA Rams | 12/ 5/53 |
| 31 vs. Mia | 10/28/90 |
| 31 vs. Phi | 12/19/93 |
| 31 at S.D. | 10/26/97 |

OPP FEWEST (GAME)

| | |
|-------------|----------|
| 4 at Buf | 10/10/71 |
| 15 vs. Pit | 11/ 3/57 |
| 20 vs. G.B. | 10/28/56 |
| 20 at Cle | 10/14/96 |
| 23 vs. Det | 9/29/57 |

MOST BOTH TEAMS

| | |
|-----------------|----------|
| 548 vs. LA Rams | 11/22/53 |
| 510 vs. Dal | 12/ 6/81 |
| 469 at Chi | 10/16/55 |
| 454 at LA Rams | 12/ 9/61 |
| 440 at Cle | 11/11/56 |

FEWEST BOTH TEAMS

| | |
|--------------|----------|
| 97 vs. Pit | 10/31/71 |
| 106 vs. Cle | 9/ 6/92 |
| 109 vs. N.E. | 11/ 1/98 |
| 115 at NYJ | 10/18/70 |
| 123 vs. NYJ | 10/ 5/67 |

AVERAGE

COLTS (SEASON)

| MOST | FEWEST |
|----------|----------|
| 5.1 1956 | 2.9 1992 |
| 5.0 1985 | 3.3 1979 |
| 4.7 1958 | 3.3 1970 |
| 4.6 1961 | 3.3 1991 |
| 4.5 1983 | 3.4 1996 |

OPP (SEASON)

| BEST | LEAST |
|----------------|---------------|
| 5.2 1953 | 3.1 1957 |
| 4.8 1959 | 3.2 1971 |
| 4.7 1998 | 3.5 1969 |
| 4.6 1997 | 3.5 1995 |
| 4.5 1955/61/78 | 3.6 (6 times) |

COLTS BEST (GAME)

| | |
|-----------------|----------|
| 8.52 at Balt | 11/29/98 |
| 8.00 at GBM | 11/13/54 |
| 7.95 vs. G.B. | 10/28/56 |
| 7.80 vs. Dal | 12/ 6/81 |
| 7.77 at LA Rams | 10/ 9/61 |

OPP BEST (GAME)

| | |
|------------------|----------|
| 8.12 at Min | 11/17/63 |
| 7.77 vs. LA Rams | 11/22/53 |
| 7.68 at Mia | 11/11/73 |
| 7.64 at S.F. | 12/13/53 |
| 7.40 vs. S.F. | 11/27/55 |

COLTS LEAST (GAME)

| | |
|------------------|----------|
| 0.29 vs. Det | 9/22/91 |
| 1.12 vs. LA Rams | 9/26/54 |
| 1.29 at LA Rams | 12/ 5/53 |
| 1.31 at LA Rams | 12/ 4/54 |
| 1.54 at Buf | 9/20/92 |

OPP LEAST (GAME)

| | |
|---------------|----------|
| 0.36 at Buf | 10/10/71 |
| 0.50 vs. Pit | 11/ 3/57 |
| 0.96 vs. Det. | 9/29/57 |
| 1.11 vs. G.B. | 10/28/56 |
| 1.11 at Cle | 10/14/62 |

PASSING

ATTEMPTS

COLTS (SEASON)

| MOST | FEWEST |
|----------|----------|
| 594 1993 | 266 1955 |
| 586 1986 | 279 1956 |
| 576 1998 | 283 1982 |
| 550 1979 | 300 1973 |
| 546 1992 | 313 1954 |

OPP (SEASON)

| MOST | FEWEST |
|----------|----------|
| 598 1994 | 246 1982 |
| 569 1995 | 297 1956 |
| 556 1989 | 298 1960 |
| 539 1988 | 312 1974 |
| 534 1996 | 313 1972 |

COLTS MOST (GAME)

| | |
|-------------|----------|
| 59 at Was | 11/ 7/93 |
| 57 at NYJ | 11/16/86 |
| 54 vs. NYJ | 12/15/74 |
| 53 vs. NYJ | 9/28/86 |
| 52 vs. N.E. | 11/ 1 98 |
| 51 vs. K.C. | 9/28/70 |

OPP MOST (GAME)

| | |
|------------|----------|
| 62 at NYJ | 10/18/70 |
| 57 vs. Hou | 9/ 4/94 |
| 56 at Min | 9/28/69 |

OPP MOST (GAME) (Continued)

| | |
|------------|----------|
| 51 vs. Buf | 10/ 8/89 |
| 51 at S.F. | 10/18/98 |
| 50 vs. Mia | 12/17/89 |

COLTS FEWEST (GAME)

| | |
|--------------|----------|
| 7 at LA Rams | 12/18/65 |
| 8 vs. Mia | 12/ 9/73 |
| 11 at Atl | 11/17/74 |
| 12 vs. Chi | 9/25/55 |
| 12 at G.B. | 9/20/64 |

OPP FEWEST (GAME)

| | |
|--------------|----------|
| 11 at N.E. | 12/26/93 |
| 12 vs. Chi | 11/ 3/63 |
| 12 at Buf | 10/13/91 |
| 13 (7 times) | |

COMPLETIONS

COLTS (SEASON)

| MOST | FEWEST |
|----------|----------|
| 332 1993 | 126 1953 |
| 332 1993 | 134 1955 |
| 326 1998 | 137 1973 |
| 317 1997 | 142 1982 |
| 311 1996 | 158 1956 |

OPP (SEASON)

| MOST | FEWEST |
|----------|-------------|
| 354 1994 | 138 1982 |
| 336 1995 | 144 1960 |
| 322 1989 | 158 1955 |
| 321 1988 | 161 1961 |
| 318 1996 | 165 1953/56 |

COLTS MOST (GAME)

| | |
|-------------|----------|
| 37 at Was | 11/ 7/93 |
| 36 vs. NYJ | 12/15/74 |
| 36 vs. N.E. | 10/20/96 |
| 30 vs. Buf | 1/ 2/94 |
| 30 vs. N.E. | 9/ 7/97 |
| 30 vs. N.E. | 11/ 1/98 |

OPP MOST (GAME)

| | |
|--------------|----------|
| 36 at Min | 9/28/69 |
| 34 at NYJ | 10/18/70 |
| 34 vs. Buf | 10/ 8/89 |
| 33 at S.F. | 10/18/98 |
| 30 (3 times) | |

COLTS FEWEST (GAME)

| | |
|--------------|----------|
| 3 at LA Rams | 12/18/65 |
| 3 vs. Cle | 9/26/71 |
| 3 vs. Buf | 12/17/78 |
| 3 at Buf | 11/28/82 |
| 4 (3 times) | |

OPP FEWEST (GAME)

| | |
|-------------|----------|
| 4 vs. Was | 10/26/58 |
| 4 vs. T.B. | 10/ 3/76 |
| 5 (7 times) | |

YARDS

COLTS (SEASON-GROSS)

| MOST | FEWEST |
|-----------|-----------|
| 3739 1998 | 1613 1982 |
| 3623 1993 | 1625 1953 |
| 3615 1986 | 1746 1973 |
| 3605 1963 | 1795 1955 |
| 3584 1992 | 1995 1954 |

OPP (SEASON-GROSS)

| MOST | FEWEST |
|-----------|-----------|
| 4228 1981 | 1920 1982 |
| 3933 1986 | 2027 1971 |
| 3918 1989 | 2068 1960 |
| 3897 1994 | 2248 1958 |
| 3890 1984 | 2288 1955 |

COLTS MOST (GAME-GROSS)

| | |
|-------------|----------|
| 469 vs. Min | 12/16/62 |
| 426 at Atl | 11/12/67 |
| 419 vs. Atl | 9/17/67 |
| 397 vs. Cle | 11/ 1/59 |
| 394 vs. Was | 11/ 6/66 |

OPP MOST (GAME-GROSS)

| | |
|-----------------|----------|
| 538 at Min | 9/28/69 |
| 496 vs. NYJ | 9/24/72 |
| 469 vs. T.B. | 10/16/88 |
| 407 vs. Chi | 11/25/62 |
| 406 vs. LA Rams | 9/26/54 |

COLTS FEWEST (GAME-GROSS)

| | |
|----------------|----------|
| 21 at Cle | 11/11/56 |
| 35 vs. Mia | 12/ 9/73 |
| 44 vs. Buf | 10/18/74 |
| 49 vs. Cle | 9/26/71 |
| 53 vs. LA Rams | 11/22/53 |

OPP FEWEST (GAME-GROSS)

| | |
|------------|----------|
| 46 vs. Was | 10/26/58 |
| 46 at Buf | 12/ 1/74 |
| 47 vs. Hou | 10/14/79 |
| 50 at GBM | 11/24/91 |
| 53 vs. Buf | 12/17/78 |

MOST BOTH TEAMS (GROSS)

| | |
|--------------|----------|
| 872 vs. NYJ | 9/24/72 |
| 733 at Min | 9/28/69 |
| 717 vs. Was | 12/ 8/62 |
| 715 vs. T.B. | 10/16/88 |
| 706 at Min | 12/ 1/63 |

FEWEST BOTH TEAMS (GROSS)

| | |
|-------------|----------|
| 124 vs. Buf | 12/17/78 |
| 128 at Buf | 10/14/73 |
| 129 at Buf | 11/28/82 |
| 142 at Mia | 11/23/75 |
| 144 at N.E. | 10/19/75 |

COLTS (SEASON-NET)

| MOST | FEWEST |
|-----------|-----------|
| 3630 1998 | 1257 1953 |
| 3417 1993 | 1439 1982 |
| 3363 1967 | 1475 1973 |
| 3296 1963 | 1631 1955 |
| 3296 1996 | 1659 1954 |

OPP (SEASON-NET)

| MOST | FEWEST |
|-----------|-----------|
| 4128 1981 | 1726 1960 |
| 3739 1986 | 1739 1971 |
| 3679 1994 | 1823 1982 |
| 3643 1996 | 1913 1961 |
| 3602 1988 | 1993 1958 |

COLTS MOST (GAME-NET)

| | |
|-------------|----------|
| 451 vs. Min | 12/16/62 |
| 426 at Atl | 11/12/67 |
| 419 vs. Atl | 9/17/67 |
| 394 vs. Was | 11/ 6/66 |
| 381 vs. Cle | 11/ 1/59 |

OPP MOST (GAME-NET)

| | |
|--------------|----------|
| 530 at Min | 9/28/69 |
| 490 vs. NYJ | 9/24/72 |
| 444 vs. T.B. | 10/16/88 |
| 431 at Cle | 10/26/81 |
| 407 vs. Chi | 11/25/62 |

COLTS FEWEST (GAME-NET)

| | |
|---------------|----------|
| 1 vs. Buf | 10/13/74 |
| 4 at Cle | 9/16/73 |
| 5 at Cle | 11/11/56 |
| 9 vs. LA Rams | 11/22/53 |
| 11 at N.E. | 10/23/77 |

OPP FEWEST (GAME-NET)

| | |
|-------------|----------|
| 13 vs. T.B. | 10/ 3/76 |
| 16 vs. Was | 10/26/58 |
| 23 at N.E. | 12/ 6/92 |
| 27 vs. Hou | 10/14/79 |
| 28 at GBM | 11/24/91 |

MOST BOTH TEAMS (NET)

| | |
|--------------|----------|
| 822 vs. NYJ | 9/24/72 |
| 709 at Min | 9/28/69 |
| 690 vs. T.B. | 10/16/88 |
| 675 vs. Was | 12/ 8/62 |
| 670 at Cle | 10/26/81 |

FEWEST BOTH TEAMS (NET)

| | |
|-------------|----------|
| 54 at N.E. | 10/19/75 |
| 81 at Mia | 11/23/75 |
| 86 vs. Buf | 12/17/78 |
| 109 vs. Hou | 10/14/79 |
| 112 at Buf | 10/14/73 |

COMPLETION PERCENTAGE

COLTS (SEASON)

| BEST | | WORST | |
|-------|------|-------|------|
| 62.21 | 1995 | 39.50 | 1953 |
| 60.61 | 1997 | 45.67 | 1973 |
| 59.60 | 1975 | 49.87 | 1983 |
| 59.57 | 1991 | 50.00 | 1960 |
| 59.56 | 1976 | 50.12 | 1984 |

OPP (SEASON)

| MOST | | FEWEST | |
|-------|------|--------|------|
| 61.86 | 1991 | 45.87 | 1961 |
| 61.30 | 1981 | 46.28 | 1958 |
| 61.18 | 1990 | 47.38 | 1977 |
| 60.12 | 1973 | 48.32 | 1960 |
| 60.00 | 1986 | 48.72 | 1959 |

COLTS BEST (GAME-20 ATT)

| | | |
|---------------|----------|---------|
| 83.3 at Buf | 10/16/94 | (20-24) |
| 80.0 vs. G.B. | 11/16/97 | (24-30) |
| 79.2 at N.E. | 10/ 3/71 | (19-24) |
| 79.2 at T.B. | 9/11/94 | (19-24) |
| 78.9 vs. N.E. | 9/ 7/97 | (30-38) |

OPP BEST (GAME-20 ATT)

| | | |
|-----------------|----------|---------|
| 86.2 vs. Oak | 10/28/73 | (25-29) |
| 85.7 at Hou | 9/21/80 | (18-21) |
| 82.1 vs. Buf | 10/11/98 | (23-28) |
| 81.8 at LA Rams | 12/17/67 | (18-22) |
| 81.8 vs. Was | 10/ 7/84 | (18-22) |
| 81.3 at Mia | 12/ 4/88 | (26-32) |

SACKS ALLOWED

COLTS (SEASON)

| MOST | | FEWEST | |
|------|------|--------|------|
| 62 | 1997 | 19 | 1969 |
| 58 | 1984 | 20 | 1982 |
| 57 | 1991 | 22 | 1998 |
| 53 | 1986 | 24 | 1987 |
| 52 | 1979 | 25 | 1967 |
| | | 25 | 1972 |

OPP (SEASON)

| MOST | | FEWEST | |
|------|------|--------|------|
| 59 | 1975 | 11 | 1982 |
| 57 | 1964 | 13 | 1981 |
| 56 | 1976 | 21 | 1974 |
| 47 | 1966 | 21 | 1993 |
| 47 | 1977 | 24 | 1986 |

COLTS MOST (GAME)

| | |
|-----------------------------|----------|
| 12 vs. StL | 10/26/80 |
| 10 vs. T.B. | 9/ 9/79 |
| 8 at Buf | 12/ 1/74 |
| 8 vs. N.E. | 11/26/78 |
| 8 vs. Sea. | 9/14/97 |
| 8 at Det. | 11/23/97 |
| 7 (17 times) Last: vs. Cin. | 11/ 9/97 |

OPP MOST (GAME)

| | |
|--------------------------|----------|
| 11 at LA Rams | 11/22/64 |
| 11 vs. Cle | 9/ 6/92 |
| 10 at Buf | 11/13/77 |
| 10 at K.C. | 10/ 2/80 |
| 9 at Buf | 10/10/71 |
| 8 (7 times) Last: at NYJ | 12/ 7/97 |

YARDS LOST - SACKS

COLTS (SEASON)

| MOST | | FEWEST | |
|------|------|--------|------|
| 487 | 1991 | 109 | 1998 |
| 480 | 1978 | 125 | 1958 |
| 436 | 1984 | 156 | 1969 |

COLTS (SEASON) (Continued)

| | | | |
|-----|------|-----|------|
| 424 | 1990 | 164 | 1955 |
| 418 | 1997 | 166 | 1994 |

OPP (SEASON)

| MOST | | FEWEST | |
|------|------|--------|------|
| 496 | 1975 | 97 | 1982 |
| 489 | 1964 | 100 | 1981 |
| 461 | 1976 | 121 | 1993 |
| 407 | 1961 | 155 | 1959 |
| 401 | 1966 | 169 | 1995 |

COLTS YDS LOST SACKS (GAME)

| | |
|-------------|----------|
| 91 vs. N.E. | 11/26/78 |
| 73 vs. K.C. | 9/28/70 |
| 73 vs. StL | 10/26/80 |
| 72 at Buf | 12/ 1/74 |
| 72 vs. Cle | 12/ 1/91 |

OPP YDS LOST SACKS (GAME)

| | |
|----------------|----------|
| 102 at LA Rams | 11/22/64 |
| 97 at Min | 9/23/62 |
| 76 at Buf | 10/10/71 |
| 75 at Min | 11/17/63 |
| 74 at NYJ | 10/26/75 |
| 74 vs. T.B. | 10/ 3/76 |

TURNOVERS

PASSES HAD INTERCEPTED

COLTS (SEASON)

| MOST | | FEWEST | |
|------|------------|--------|------------|
| 30 | 1978 | 8 | 1975 |
| 29 | 1961 | 9 | 1964 |
| 28 | 1998 | 10 | 1976 |
| 27 | 1953/66/69 | 10 | 1982 |
| | | 11 | 1958/95/96 |

OPP (SEASON)

| MOST | | FEWEST | |
|------|------|--------|------|
| 40 | 1959 | 5 | 1982 |
| 35 | 1958 | 8 | 1998 |
| 32 | 1967 | 9 | 1990 |
| 30 | 1960 | 10 | 1974 |
| 30 | 1977 | 10 | 1993 |

COLTS MOST (GAME)

| | |
|-------------|----------|
| 8 vs. NYJ | 9/23/73 |
| 6 at G.B. | 10/ 8/61 |
| 6 vs. Mia | 9/10/78 |
| 5 (8 times) | |

OPP MOST (GAME)

| | |
|---------------|----------|
| 7 vs. LA Rams | 12/ 4/54 |
| 7 vs. Chi | 10/ 2/60 |
| 6 (4 times) | |
| 5 (14 times) | |

MOST BOTH TEAMS

| | |
|-----------|----------|
| 9 at Phi | 11/15/53 |
| 9 at NYJ | 10/18/70 |
| 9 vs. NYJ | 9/23/73 |

FUMBLES

COLTS (SEASON)

| MOST | | FEWEST | |
|------|------|--------|------|
| 41 | 1986 | 10 | 1998 |
| 38 | 1978 | 13 | 1967 |
| 37 | 1972 | 18 | 1955 |
| 36 | 1979 | 18 | 1956 |
| 36 | 1987 | 18 | 1973 |
| | | 18 | 1975 |

OPP (SEASON)

| MOST | | FEWEST | |
|------|------|--------|------|
| 43 | 1987 | 11 | 1982 |
| 42 | 1953 | 14 | 1970 |
| 41 | 1986 | 17 | 1967 |
| 36 | 1978 | 18 | 1959 |
| 35 | 1973 | 18 | 1969 |

COLTS MOST (GAME)

| | |
|-----------|----------|
| 7 vs. Mia | 10/23/83 |
| 6 at NYJ | 11/14/71 |
| 6 vs. NYJ | 9/28/86 |
| 6 at NYJ | 11/16/86 |

OPP MOST (GAME)

| | |
|-------------|----------|
| 8 at N.E. | 10/ 7/73 |
| 7 (5 times) | |
| 6 (6 times) | |

FUMBLES LOST

COLTS (SEASON)

| MOST | | FEWEST | |
|------|---------|--------|------|
| 25 | 1963 | 5 | 1998 |
| 22 | 1972 | 8 | 1955 |
| 21 | 1953 | 8 | 1967 |
| 21 | 1979 | 8 | 1988 |
| 20 | 1986/93 | 9 | 1959 |

OPP (SEASON)

| MOST | | FEWEST | |
|------|---------|--------|-----------|
| 27 | 1953 | 6 | 1982 |
| 25 | 1987 | 8 | 1961 |
| 22 | 1973 | 8 | 1967 |
| 21 | 1976 | 9 | (3 times) |
| 20 | 1978/88 | 10 | (4 times) |

COLTS MOST (GAME)

| | |
|--------------|----------|
| 5 at Det | 10/20/57 |
| 5 at G.B. | 9/29/63 |
| 4 (13 times) | |

OPP MOST (GAME)

| | |
|---------------|----------|
| 5 vs. LA Rams | 11/23/58 |
| 4 (10 times) | |

TOTAL TURNOVERS

COLTS (SEASON)

| MOST | | FEWEST | |
|------|------|--------|------|
| 48 | 1953 | 18 | 1975 |
| 47 | 1978 | 19 | 1964 |
| 44 | 1962 | 21 | 1982 |
| 42 | 1961 | 22 | 1958 |
| 40 | 1979 | 22 | 1995 |

OPP (SEASON)

| MOST | | FEWEST | |
|------|------|--------|------|
| 56 | 1953 | 11 | 1982 |
| 52 | 1958 | 19 | 1998 |
| 49 | 1959 | 21 | 1993 |
| 47 | 1977 | 23 | 1996 |
| 45 | 1987 | 24 | 1961 |
| | | 24 | 1974 |
| | | 24 | 1990 |

COLTS MOST (GAME)

| | | |
|-----------|----------|---------|
| 8 at G.B. | 10/ 8/61 | (6i/2f) |
| 8 vs. Cle | 9/26/71 | (5i/3f) |
| 8 vs. NYJ | 9/23/73 | (8i) |

OPP MOST (GAME)

| | | |
|---------------|----------|---------|
| 9 vs. LA Rams | 11/23/58 | (5f/4i) |
| 9 at LA Rams | 12/ 4/54 | (7i/2f) |
| 8 at S.F. | 11/29/54 | (5i/3f) |
| 8 vs. Chi | 10/ 2/60 | (7i/1f) |
| 8 at Phi | 11/15/63 | (6i/2f) |

TURNOVER DIFFERENTIAL

COLTS (SEASON)

| BEST | | WORST | |
|------|------|-------|------|
| +30 | 1958 | -18 | 1961 |
| +26 | 1959 | -14 | 1969 |
| +23 | 1975 | -14 | 1993 |
| +22 | 1964 | -14 | 1998 |
| +21 | 1977 | -13 | 1974 |

PENALTIES

COLTS (SEASON)

| MOST | FEWEST |
|----------------|---------|
| 137 1979 | 51 1960 |
| 122 1992 | 52 1967 |
| 120 1983 | 52 1982 |
| 106 1981/97/98 | 53 1956 |
| | 55 1958 |

OPP (SEASON)

| MOST | FEWEST |
|----------|------------|
| 121 1996 | 58 1063 |
| 118 1988 | 59 1960 |
| 114 1978 | 59 1964 |
| 112 1979 | 59 1982 |
| 111 1995 | 60 1957/58 |

COLTS MOST (GAME)

| | |
|--------------|---------------|
| 16 at Den | 12/11/83 |
| 15 at Buf | 9/18/83 |
| 14 at K.C. | 9/ 2/79 |
| 14 at Buf | 9/21/97 |
| 13 (3 times) | 11 (16 times) |
| 12 (6 times) | 10 (21 times) |

OPP MOST (GAME)

| | |
|---------------|---------------|
| 17 vs. Pit | 10/30/77 |
| 16 vs. Chi | 12/ 5/65 |
| 15 vs. Chi | 11/21/54 |
| 15 at NYJ | 9/ 8/96 |
| 15 vs. S.D. | 11/ 3/96 |
| 14 (5 times) | |
| 13 (7 times) | 11 (11 times) |
| 12 (10 times) | 10 (24 times) |

COLTS FEWEST (GAME)

| | |
|------------|----------|
| 0 vs. S.F. | 10/26/69 |
| 0 at GBM | 9/10/66 |
| 0 vs. NYJ | 10/30/94 |
| 0 at K.C. | 12/15/96 |

OPP FEWEST (GAME)

| | |
|--------------|----------|
| 0 at LA Rams | 12/18/65 |
| 0 vs. StL | 10/12/64 |

YARDS PENALIZED

COLTS (SEASON)

| MOST | FEWEST |
|-----------|----------|
| 1239 1979 | 433 1982 |
| 986 1983 | 458 1967 |
| 958 1992 | 483 1973 |
| 943 1995 | 504 1960 |
| 914 1980 | 507 1956 |

OPP (SEASON)

| MOST | FEWEST |
|-----------|----------|
| 1032 1970 | 466 1982 |
| 1014 1979 | 486 1956 |
| 1006 1978 | 538 1960 |
| 970 1996 | 546 1957 |
| 965 1988 | 547 1961 |

COLTS MOST (GAME)

| | |
|----------------------|----------|
| 153 at Buf | 9/18/83 |
| 151 at Buf | 10/19/86 |
| 127 at Chi | 10/16/55 |
| 126 at Mia | 10/15/87 |
| Total 100+ games: 28 | |

OPP MOST (GAME)

| | |
|----------------------|----------|
| 148 vs. Chi | 11/21/54 |
| 142 vs. Chi | 12/ 5/65 |
| 139 vs. Dal | 10/15/72 |
| 135 vs. S.D. | 11/ 3/96 |
| 130 vs. S.F. | 11/29/53 |
| Total 100+ games: 38 | |

PUNTS

COLTS (SEASON)

| MOST | FEWEST |
|----------|---------|
| 101 1979 | 42 1961 |
| 98 1984 | 46 1982 |
| 94 1978 | 49 1966 |
| 91 1983 | 49 1967 |
| 86 1975 | 49 1968 |

OPP (SEASON)

| MOST | FEWEST |
|------------|---------|
| 95 1979 | 41 1982 |
| 88 1971 | 47 1973 |
| 83 1975 | 48 1981 |
| 82 1987 | 50 1959 |
| 81 1977/96 | 54 1960 |

COLTS MOST (GAME)

| | |
|--------------|----------|
| 12 at NYJ | 9/25/77 |
| 12 at Buf. | 10/ 6/96 |
| 11 at Chi | 10/10/54 |
| 11 at S.F. | 11/29/64 |
| 11 at Mia | 11/11/73 |
| 11 at N.E. | 10/19/75 |
| 10 (8 times) | |

OPP MOST (GAME)

| | |
|------------|----------|
| 11 vs. NYJ | 9/19/71 |
| 11 at K.C. | 9/ 2/79 |
| 11 at Buf. | 10/ 6/96 |
| 10 vs. Den | 9/11/83 |
| 10 at N.E. | 11/11/90 |
| 10 at N.E. | 12/ 6/92 |

MOST BOTH TEAMS

| | |
|------------|----------|
| 23 at Buf. | 10/ 6/96 |
| 21 at K.C. | 9/ 2/79 |
| 20 vs. Den | 9/11/83 |

COLTS FEWEST (GAME)

| | |
|------------|----------|
| 0 vs. Cle | 11/ 1/59 |
| 0 vs. Del | 11/19/67 |
| 0 at S.D. | 11/ 7/76 |
| 0 vs. N.E. | 9/ 1/91 |

OPP FEWEST (GAME)

| | |
|------------|----------|
| 0 at S.F. | 12/13/53 |
| 0 vs. G.B. | 11/ 6/60 |
| 0 at Dal | 9/ 4/78 |
| 0 at Phi | 11/15/81 |
| 0 at Buf | 9/ 9/90 |

AVERAGE

COLTS (SEASON)

| BEST | WORST |
|------------|------------|
| 45.66 1996 | 34.47 1957 |
| 45.57 1966 | 36.21 1979 |
| 45.35 1998 | 37.14 1974 |
| 45.32 1983 | 37.19 1954 |
| 45.28 1997 | 37.29 1958 |

OPP (SEASON)

| BEST | WORST |
|------------|------------|
| 46.41 1960 | 35.74 1978 |
| 46.06 1997 | 36.21 1977 |
| 44.70 1959 | 36.89 1976 |
| 44.59 1998 | 37.17 1987 |
| 44.45 1956 | 37.40 1973 |

INTERCEPTION RETURN YDS

COLTS (SEASON)

| MOST | FEWEST |
|----------|----------|
| 577 1959 | 75 1985 |
| 514 1958 | 87 1974 |
| 493 1975 | 97 1998 |
| 483 1968 | 106 1969 |
| 453 1967 | 116 1973 |

OPP (SEASON)

| MOST | FEWEST |
|----------|----------|
| 529 1978 | 111 1975 |
| 469 1953 | 117 1983 |
| 461 1992 | 119 1964 |
| 438 1966 | 129 1982 |
| 423 1984 | 133 1996 |

COLTS MOST (GAME)

| | |
|----------------------|----------|
| 144 vs. G.B. | 11/ 2/58 |
| 138 at Chi | 11/17/57 |
| 136 at S.F. | 10/13/68 |
| 135 vs. Cle | 12/10/89 |
| 126 at N.E. | 12/11/94 |
| Total 100+ games: 11 | |

OPP MOST (GAME)

| | |
|----------------------|----------|
| 162 at Den | 11/27/77 |
| 143 vs. S.D. | 11/ 4/84 |
| 132 vs. N.E. | 11/15/92 |
| 129 vs. NYJ | 12/15/74 |
| 123 vs. G.B. | 12/12/65 |
| Total 100+ games: 10 | |

COLTS MOST TDS (SEASON)

| |
|-----------------------|
| 4 1959/65/68/75/96 |
| 3 1967/70/94 |
| 2 1957/63/66/78/89/97 |

OPP MOST TDS (SEASON)

| |
|--------------------------|
| 4 1973/92 |
| 3 1953/58/66/69/74/78 |
| 2 1956/59/67/84/89/94/98 |

PUNT RETURNS

COLTS (SEASON)

| MOST | FEWEST |
|---------|---------|
| 53 1963 | 12 1981 |
| 48 1955 | 14 1982 |
| 48 1964 | 23 1960 |
| 45 1965 | 24 1973 |
| 45 1966 | 25 1992 |

OPP (SEASON)

| MOST | FEWEST |
|------------|---------|
| 62 1984 | 15 1960 |
| 55 1983 | 18 1961 |
| 53 1978 | 19 1963 |
| 52 1986 | 19 1968 |
| 51 1975/89 | 21 1967 |

COLTS MOST (GAME)

| | |
|--------------|----------|
| 9 at LA Rams | 11/22/64 |
| 9 at K.C. | 9/ 2/79 |
| 8 vs. Del | 10/10/65 |
| 8 vs. NYJ | 9/19/71 |
| 8 vs. T.B. | 10/ 3/76 |
| 8 at N.E. | 11/11/90 |

OPP MOST (GAME)

| | |
|---------------|----------|
| 9 vs. LA Rams | 11/27/66 |
| 8 vs. Buf | 10/13/74 |
| 8 vs. Den | 10/22/78 |
| 8 vs. S.D. | 11/26/89 |
| 7 (7 times) | |

YARDS

COLTS (SEASON)

| MOST | FEWEST |
|----------|----------|
| 485 1963 | 56 1981 |
| 453 1964 | 78 1982 |
| 449 1985 | 127 1960 |
| 447 1996 | 129 1973 |
| 439 1975 | 133 1957 |

OPP (SEASON)

| MOST | FEWEST |
|----------|----------|
| 642 1983 | 48 1960 |
| 600 1984 | 62 1968 |
| 572 1985 | 71 1955 |
| 558 1989 | 109 1957 |
| 533 1986 | 119 1963 |

COLTS MOST (GAME)

| | |
|----------------------|----------|
| 164 vs. NYJ | 9/19/71 |
| 148 at GBM | 10/14/56 |
| 141 vs. S.D. | 11/ 3/96 |
| 124 at N.E. | 11/11/90 |
| 110 vs. Mia | 11/ 1/70 |
| Total 100+ games: 10 | |

OPP MOST (GAME)

| | |
|---------------------|----------|
| 123 at K.C. | 11/ 2/80 |
| 114 at G.B. | 12/ 7/68 |
| 110 at N.E. | 11/10/85 |
| 107 at N.E. | 9/ 4/83 |
| 107 at Car | 12/ 3/95 |
| Total 100+ games: 9 | |

COLTS LEAST (GAME)

| | |
|----------------------|----------|
| -8 at S.D. | 10/23/88 |
| -5 at Pit | 11/22/92 |
| -3 at Oak | 11/28/71 |
| -3 vs. S.D. | 10/18/92 |
| -3 at NYJ | 12/ 5/93 |
| Total Neg games: 9 | |
| Total Zero games: 47 | |

OPP LEAST (GAME)

| | |
|----------------------|----------|
| -5 vs. Hou | 9/13/92 |
| -4 vs. Phi | 12/ 6/70 |
| -3 (7 times) | |
| Total Neg games: 12 | |
| Total Zero games: 54 | |

COLTS MOST TDS (SEASON)

| |
|-------------|
| 2 1992 |
| 1 (9 times) |

OPP MOST TDS (SEASON)

| |
|--------------|
| 2 1956 |
| 1 (14 times) |

FAIR CATCHES

MOST (SEASON)

| COLTS | OPP |
|---------|--------------|
| 34 1971 | 24 1979 |
| 26 1970 | 21 1973 |
| 24 1992 | 18 1992 |
| 19 1972 | 16 1968 |
| 18 1978 | 15 (3 times) |

COLTS MOST (GAME)

| | |
|---------------|----------|
| 5 vs Det | 12/ 7/69 |
| 5 at N.E. | 10/ 3/71 |
| 5 vs. LA Rams | 11/ 8/71 |
| 4 (9 times) | |

OPP MOST (GAME)

| | |
|--------------|----------|
| 6 at S.F. | 10/13/68 |
| 5 at Mia | 11/11/79 |
| 4 (5 times) | |
| 3 (11 times) | |

KICKOFF RETURNS

COLTS (SEASON)

| MOST | FEWEST |
|---------|---------|
| 84 1981 | 32 1971 |
| 74 1978 | 34 1958 |
| 74 1986 | 38 1959 |
| 71 1998 | 38 1968 |
| 70 1979 | 39 1964 |

OPP (SEASON)

| MOST | FEWEST |
|---------|---------|
| 77 1976 | 25 1982 |
| 71 1968 | 29 1954 |
| 70 1964 | 33 1991 |
| 70 1975 | 36 1955 |
| 68 1995 | 36 1992 |

COLTS MOST (GAME)

| | |
|-------------|----------|
| 9 at Chi | 10/21/56 |
| 9 at N.E. | 11/18/79 |
| 9 at Buf | 9/21/97 |
| 8 (7 times) | |

OPP MOST (GAME)

| | |
|--------------|----------|
| 10 vs. Buf | 12/12/76 |
| 10 vs. Den | 10/31/88 |
| 8 (11 times) | |

YARDS

COLTS (SEASON)

| MOST | FEWEST |
|-----------|----------|
| 1651 1981 | 679 1971 |
| 1648 1978 | 753 1982 |
| 1489 1974 | 792 1959 |
| 1443 1986 | 864 1958 |
| 1442 1997 | 899 1954 |

OPP (SEASON)

| MOST | FEWEST |
|-----------|----------|
| 1716 1976 | 538 1982 |
| 1687 1998 | 551 1993 |
| 1666 1996 | 573 1991 |
| 1655 1975 | 587 1954 |
| 1552 1961 | 630 1992 |

COLTS MOST (GAME)

| | |
|--------------|----------|
| 274 vs. NYJ | 9/24/72 |
| 219 at Dal | 9/ 4/78 |
| 213 vs. Sea. | 9/14/97 |
| 204 at Chi | 10/21/56 |
| 204 vs. Cin | 10/11/81 |

OPP MOST (GAME)

| | |
|---------------------|----------|
| 230 vs. Chi | 10/ 4/58 |
| 230 vs. N.E. | 12/21/75 |
| 229 vs. G.B. | 11/ 5/61 |
| 226 vs. Den | 10/31/88 |
| 212 vs. Mia | 10/ 9/77 |
| Total 200+ games: 9 | |

COLTS LEAST (GAME)

| | |
|--------------|----------|
| 0 (10 times) | |
| Last: at Atl | 12/ 6/98 |

OPP LEAST (GAME)

| | |
|---------------|----------|
| 0 (14 times) | |
| Last: vs. Phi | 12/19/93 |

COLTS MOST TDS (SEASON)

| |
|--------------|
| 2 1958/68 |
| 1 (13 times) |

OPP MOST TDS (SEASON)

| |
|--------------|
| 2 1977 |
| 1 (13 times) |

OPPONENTS BEST GAMES

SCORING

MOST POINTS

| | |
|--------------------------|----------|
| 33 Paul Hornung at G.B. | 10/ 8/61 |
| 30 Jim Brown vs. Cle | 11/ 1/59 |
| 30 Paul Hornung vs. G.B. | 12/12/65 |
| 21 Gordy Soltau at S.F. | 12/13/53 |
| 20 Gordy Soltau vs. S.F. | 11/29/53 |

MOST KICK-SCORING POINTS

| | |
|------------------------------|----------|
| 17 Greg Davis at S.D. | 10/26/97 |
| 16 Curt Knight at Was | 11/18/73 |
| 16 Jason Staurovsky vs. N.E. | 12/ 3/89 |
| 16 Doug Pelfrey vs. Cin | 9/ 3/95 |
| 15 Mike Mercer vs. Min | 10/ 1/61 |
| 15 Pat Leahy vs. NYJ | 10/15/78 |
| 15 Tony Franklin at N.E. | 9/ 7/86 |
| 14 (7 times) | |

MOST TOUCHDOWNS

| | |
|-------------------------|----------|
| 5 Jim Brown vs. Cle | 11/ 1/59 |
| 5 Paul Hornung vs. G.B. | 12/12/65 |
| 4 Paul Hornung at G.B. | 10/ 8/61 |
| 3 (32 times) | |

MOST PATS

| | |
|------------------------|----------|
| 7 George Blanda at Chi | 10/21/56 |
| 7 Fred Cox at Min | 9/28/69 |

MOST PAT ATTS

| | |
|------------------------|----------|
| 8 George Blanda at Chi | 10/21/56 |
| 8 Roger Leclerc Chi | 11/25/62 |
| 7 Fred Cox at Min | 9/28/69 |

MOST FIELD GOALS

| | |
|----------------------------|----------|
| 5 Curt Knight at Was | 11/18/73 |
| 5 Jason Staurovsky at N.E. | 12/ 3/89 |
| 5 Doug Pelfrey vs. Cin | 9/ 3/95 |
| 5 Greg Davis at S.D. | 10/26/97 |
| 4 (15 times) | |

MOST FIELD GOAL ATTS

| | |
|----------------------------|----------|
| 7 Jason Staurovsky at N.E. | 12/ 3/89 |
| 6 Pat Leahy at NYJ | 11/29/81 |
| 6 Greg Davis at S.D. | 10/26/97 |
| 6 Scott Norwood at Buf | 9/ 9/90 |
| 5 (20 times) | |

LONGEST FIELD GOAL

| | |
|-----------------------------|----------|
| 56 Chip Lohmiller vs. Was | 12/22/90 |
| 55 Jason Hanson at Det | 11/23/97 |
| 53 Gary Anderson vs. Pit | 10/21/84 |
| 53 Pete Stoyanovich vs. Mia | 10/28/90 |
| 53 Chip Lohmiller vs. Was | 12/22/90 |
| 53 John Hall vs. NYJ | 10/ 5/97 |
| 52 (6 times) | |

RUSHING

MOST ATTEMPTS

| | |
|--------------------------|----------|
| 35 Curtis Martin at N.E. | 11/24/96 |
| 32 Rodney Hampton at NYG | 12/12/93 |
| 32 Jim Brown vs. Cle | 11/ 1/59 |
| 32 O.J. Simpson vs. Buf | 10/12/75 |
| 32 Pete Johnson at Cin | 12/ 7/80 |
| 32 Ricky Watters at Sea | 12/20/98 |

MOST YARDS

| | |
|----------------------------|----------|
| 216 Barry Sanders at Det | 11/23/97 |
| 205 Dan Towler vs. LA Rams | 11/22/53 |
| 179 Barry Sanders vs. Det | 9/22/91 |
| 179 Barry Foster at Pit | 9/18/94 |
| 178 Jim Brown vs. Cle | 11/ 1/59 |
| 178 Ricky Watters at Sea | 12/20/98 |

HIGHEST AVG. (7 ATT. MIN)

| | |
|------------------------------|----------|
| 14.6 Dan Towler vs. LA Rams | 11/22/53 |
| 13.3 Floyd Reid vs. G.B. | 10/31/53 |
| 12.7 Nick Pietrosante at Det | 10/23/60 |
| 12.2 Tommy Mason at Min | 11/17/63 |
| 12.0 Mercury Morris at Mia | 11/11/73 |

LONGEST RUSH

| | |
|--------------------------|----------|
| 811 Rick Casares at Chi | 10/16/55 |
| 801 Barry Sanders at Det | 11/23/97 |
| 781 O.J. Simpson at Buf | 10/14/73 |
| 781 Kenneth Davis at Buf | 10/ 6/91 |
| 771 Leroy Harris at Mia | 12/ 5/77 |
| 76 Robert Smith at Min | 12/21/97 |

MOST TOUCHDOWNS

| | |
|--|----------|
| 5 Jim Brown vs. Cle | 11/ 1/59 |
| 3 (9 times) Last: Antowain Smith at Buf. | 9/21/97 |

PASSING

MOST ATTEMPTS

| | |
|-----------------------------|----------|
| 62 Joe Namath at NYJ | 10/18/70 |
| 51 Steve Young at S.F. | 10/18/98 |
| 48 Dan Marino at Mia | 9/15/85 |
| 47 Jim Hart vs. StL | 11/17/68 |
| 47 Lynn Dickey vs. G.B. | 10/27/85 |
| 47 Vinny Testaverde at T.B. | 10/ 4/92 |

MOST COMPLETIONS

| | |
|--|----------|
| 34 Joe Namath at NYJ | 10/18/70 |
| 33 Steve Young at S.F. | 10/18/98 |
| 30 Brian Sipe at Cle | 10/25/81 |
| 30 Dan Marino at Mia | 11/ 6/94 |
| 29 (5 times) Last: Warren Moon vs. Hou | 9/13/92 |

MOST YARDS

| | |
|-------------------------------|----------|
| 496 Joe Namath vs. NYJ | 9/24/72 |
| 469 Vinny Testaverde vs. T.B. | 10/16/88 |
| 449 Joe Kapp at Min | 9/28/69 |
| 444 Brian Sipe at Cle | 10/25/81 |
| 404 Dan Marino vs. Mia | 12/ 9/84 |

HIGHEST COMP. PCT.

| | |
|---------------------------------|-------------------------|
| 86.2 Ken Stabler vs. Oak | 10/28/73 (25-29) |
| 85.7 Ken Stabler at Hou | 9/21/80 (18-21) |
| 85.0 Joe Theismann vs. Was | 10/ 7/84 (17-20) |
| 82.1 Doug Flutie vs. Buf | 10/11/98 (23-28) |
| 81.8 Roman Gabriel at LA Rams | 12/17/67 (18-21) |
| 81.3 [2 times] Last: Dan Marino | 12/ 4/88 (26-32) at Mia |

LONGEST COMPLETION

| | |
|---|----------|
| 991 Karl Sweetan to Pat Studstill vs. Det | 10/16/66 |
| 951 Todd Collins to Quinn Early vs. Buf | 12/ 1/96 |
| 921 Roger Staubach to Tony Dorsett at Dal | 9/ 4/78 |
| 881 Jim Plunkett to Randy Vataha vs. N.E. | 12/19/71 |
| 851 Norm Snead to Leroy Jackson vs. Was | 12/ 8/62 |

MOST TD PASSES

| | |
|--|----------|
| 7 Joe Kapp at Min | 9/28/69 |
| 6 Joe Namath vs. NYJ | 9/24/72 |
| 5 Dan Fouts at S.D. | 12/26/82 |
| 5 Mark Malone at Pit | 9/ 8/85 |
| 4 [15 times] Last: Vinny Testaverde at NYJ | 9/13/98 |

MOST INTERCEPTIONS

| | |
|--|----------|
| 7 Zeke Bratkowski vs. Chi | 10/ 2/60 |
| 6 Norm Van Brocklin at LA Rams | 12/ 4/54 |
| 6 Joe Namath at NYJ | 10/18/70 |
| 5 [6 times] Last: Terry Bradshaw vs. Pit | 10/30/77 |
| 4 [25 times] Last: Frank Reich vs NYJ | 11/17/96 |

MOST ATTS NO INTS (GAME)

| | |
|------------------------|----------|
| 51 Steve Young at S.F. | 10/18/98 |
| 48 Dan Marino at Mia | 9/15/85 |
| 44 John Elway at Den | 12/11/83 |
| 44 Todd Collins at Buf | 10/ 6/96 |
| 43 Dan Fouts vs. S.D. | 10/18/81 |
| 43 Warren Moon at Hou | 9/ 9/84 |

RECEPTIONS

MOST RECEPTIONS

| | |
|----------------------------|----------|
| 13 Al Toon vs. NYJ | 11/ 6/88 |
| 12 Eddie Bell at NYJ | 10/18/70 |
| 12 Henry Ellard at LA Rams | 9/17/89 |
| 12 Keith Byars at Phi | 9/30/90 |
| 12 Ben Coates vs. N.E. | 11/27/94 |

MOST YARDS

| | |
|------------------------------|----------|
| 231 Dave Parks vs. S.F. | 10/ 3/65 |
| 230 Henry Ellard at LA Rams | 9/17/89 |
| 210 Drew Hill vs. Hou | 12/22/85 |
| 206 Cris Collinsworth at Cin | 10/ 2/83 |
| 204 Rich Caster vs. NYJ | 9/24/72 |

AVG. GAIN (3 REC. MIN)

| | |
|-----------------------------|----------|
| 50.3 Jake Snow vs. LA Rams | 10/15/67 |
| 48.0 Harlon Hill at Chi | 10/10/54 |
| 47.1 Stanley Morgan at N.E. | 11/18/78 |
| 41.7 Raghbir Ismail at Oak | 10/22/95 |
| 41.3 Nat Moore vs. Mia | 10/10/76 |
| 40.7 Leroy Jackson vs. Was | 12/ 8/62 |
| 40.7 Gary Garhart at S.D. | 9/20/70 |

TOUCHDOWNS

| | |
|--|----------|
| 3 [16 times] Last: Cris Carter at Min. | 12/21/97 |
|--|----------|

INTERCEPTIONS

MOST INTERCEPTIONS

| | |
|----------------------------|----------|
| 3 Jim David vs. Det | 10/ 6/56 |
| 3 Jack Christiansen at Det | 11/ 7/53 |
| 3 Jack Butler vs. Pit | 11/ 3/57 |

MOST INTERCEPTIONS (Continued)

| | |
|----------------------------|----------|
| 3 Jim Kerr at Was | 11/26/61 |
| 3 Johnny Robinson vs. K.C. | 9/28/70 |
| 3 Rich Sowell vs. NYJ | 9/23/73 |

MOST RETURN YARDS

| | |
|---------------------------|----------|
| 105 Henry Jones at Buf | 9/20/92 |
| 92 Erik McMillan at NYJ | 10/ 1/89 |
| 87 Bobby Dillon at GBM | 10/14/56 |
| 87 Dave Robinson vs. G.B. | 12/12/65 |

LONGEST RETURN

| | |
|------------------------------|----------|
| 921 Eric McMillan at NYJ | 10/ 1/89 |
| 87 Dave Robinson vs. G.B. | 12/12/65 |
| 821 Henry Jones at Buf | 9/20/92 |
| 821 Chris Singleton vs. N.E. | 11/15/92 |

TOUCHDOWNS

| | |
|----------------------|---------|
| 2 Henry Jones at Buf | 9/20/92 |
|----------------------|---------|

PUNTING

MOST (GAME)

| | |
|----------------------------|----------|
| 11 Steve O'Neal vs. NYJ | 9/19/71 |
| 11 Bob Grupp at K.C. | 9/ 2/79 |
| 11 Chris Mohr at Buf | 10/ 6/96 |
| 10 Luke Prestridge vs. Den | 9/11/83 |
| 10 Brian Hansen at N.E. | 11/11/90 |
| 10 Shawn McCarthy at N.E. | 12/ 6/92 |

MOST YARDS

| | |
|-----------------------------|----------|
| 511 Bob Grupp at K.C. | 9/ 2/79 |
| 450 Steve O'Neal vs. NYJ | 9/19/71 |
| 444 Chris Mohr at Buf | 10/ 6/96 |
| 428 Luke Prestridge vs. Den | 9/11/83 |

BEST AVG. (4-MIN)

| | |
|---------------------------|----------|
| 55.6 Tom Tupa vs. N.E. | 9/ 7/97 |
| 53.3 Boyd Dowler at G.B. | 10/ 9/60 |
| 52.3 Yale Lary vs. Det | 9/24/61 |
| 52.0 Bobby Walden vs. Min | 11/15/64 |
| 52.0 Reggie Roby vs. Mia | 9/25/88 |

LONGEST PUNT

| | |
|--------------------------|----------|
| 79 Chuck Ramsey vs. NYJ | 10/15/78 |
| 76 Larry Barnes at S.F. | 12/ 8/57 |
| 76 Bobby Walden at Min | 10/22/67 |
| 74 Jeff Feagles at N.E. | 10/ 2/88 |
| 73 Marv Bateman vs. Buf | 10/ 2/77 |
| 73 Brad Costello vs. Cin | 12/13/98 |

PUNT RETURNS

MOST (GAME)

| | |
|--------------------------|----------|
| 8 Rick Upchurch vs. Den | 10/22/78 |
| 8 Phil McConkey vs. S.D. | 11/26/89 |
| 7 Donny Reece vs. T.B. | 9/ 9/79 |
| 7 Dino Hall at Cle | 10/26/81 |
| 7 Willie Drewery at Hou | 11/23/86 |
| 7 Chris Hale at Buf | 9/20/92 |
| 7 Eric Gullford at Car | 12/ 3/95 |

MOST YARDS

| | |
|--------------------------|----------|
| 123 J.T. Smith at K.C. | 11/ 2/80 |
| 107 Ricky Smith at N.E. | 9/ 4/83 |
| 107 Eric Gullford at Car | 12/ 3/95 |
| 106 James Pruitt at Mia | 9/14/86 |
| 103 Garcia Lane at K.C. | 11/24/85 |
| 97 [2 times] | |

LONGEST RETURN

| | |
|----------------------------|----------|
| 801 Stanley Morgan at N.E. | 11/18/79 |
| 771 Jake Scott at Mia | 11/22/70 |
| 771 Irving Fryar at N.E. | 11/10/85 |
| 741 Yale Lary vs. Det | 10/ 3/53 |
| 731 John Kimbrough at Buf | 11/13/77 |

HIGHEST AVG. (2 MIN)

| | |
|--------------------------|----------|
| 45.5 Jake Scott at Mia | 11/22/70 |
| 44.0 Willie Wood at G.B. | 10/ 8/61 |
| 39.5 Mack Herron at N.E. | 10/ 6/74 |
| 35.5 Yale Lary at Det | 10/19/58 |

MOST FAIR CATCHES

| | |
|----------------------------|----------|
| 4 Kermit Alexander at S.F. | 10/13/68 |
| 4 Thom Darden at Cle | 9/16/73 |
| 4 Rod Woodson vs. Pit | 10/ 6/91 |
| 4 Rod Woodson at Pit | 11/22/92 |
| 4 Walter Stanley at N.E. | 12/ 6/92 |

KICKOFF RETURNS

MOST (GAME)

| | |
|---|----------|
| 7 Ron Smith at Atl | 11/12/67 |
| 7 Roell Preston vs. G.B. | 11/16/97 |
| 6 [17 times] Last: Damon Gibson vs. Cin | 12/13/98 |

MOST YARDS

| | |
|----------------------------|----------|
| 211 Roell Preston vs. G.B. | 11/16/97 |
| 206 Allen Carter vs. N.E. | 12/21/75 |
| 202 Lenny Lyles at S.F. | 12/18/60 |
| 193 Corey Harris at B.B. | 11/29/98 |
| 180 Herb Adderley vs. G.B. | 11/ 5/61 |

LONGEST RETURN

| | |
|--------------------------------|----------|
| 1031 Tom Wilson vs. LA Rams | 11/25/56 |
| 1031 Herb Adderley at G.B. | 11/18/62 |
| 1021 Curtis Brown at Buf | 9/24/78 |
| 1011 Lance Rentzel at Min | 11/14/65 |
| 1011 Raymond Clayborn vs. N.E. | 12/18/77 |

LONGEST NON-SCORING RETURN

| | |
|------------------------|----------|
| 961 Joe Arenas at S.F. | 12/16/56 |
|------------------------|----------|

HIGHEST AVG. (2 MIN)

| | |
|------------------------------|----------|
| 67.3 Lenny Lyles at S.F. | 12/18/60 |
| 62.0 Willie Galimore vs. Chi | 10/ 4/58 |
| 61.5 Tom Wilson vs. LA Rams | 11/25/56 |
| 60.0 Lance Rentzel at Min | 11/14/65 |

FUMBLE RETURNS

LONGEST

| | |
|--------------------------|----------|
| 801 Phil Wise at NYJ | 12/ 2/73 |
| 781 Darrell Green at Was | 11/ 7/93 |
| 751 Derray Ray at NYJ | 9/ 7/80 |

OPPONENTS CAREER BEST

MOST POINTS

| | |
|--------------------|-------------|
| 207 Pat Leahy | N.Y. Jets |
| 138 Paul Hornung | Green Bay |
| 114 Steve Christie | T.B./Buf. |
| 103 John Smith | New England |
| 101 Garo Yepremian | Det./Mia. |

MOST TOUCHDOWNS (R-P-RT)

| | | |
|-------------------|-------------|----------|
| 16 Paul Hornung | Green Bay | (13-3-0) |
| 15 Andre Reed | Buffalo | (0-15-0) |
| 14 Stanley Morgan | New England | (0-13-1) |
| 13 Rick Casares | Chicago | (1-12-0) |
| 13 Jim Taylor | G.B./N.O. | (12-1-0) |

MOST PATS

| | |
|---------------------|-------------|
| 69 Pat Leahy | N.Y. Jets |
| 52 John Smith | New England |
| 42 George Blanda | Chi./Oak. |
| 41 Scott Narwood | Buffalo |
| 41 Uwe Von Schamann | Miami |
| 41 Garo Yepremian | Det./Mia. |

MOST PAT ATTS

| | |
|---------------------|-------------|
| 75 Pat Leahy | N.Y. Jets |
| 57 John Smith | New England |
| 44 Uwe Von Schamann | Miami |
| 43 George Blanda | Chi./Oak. |
| 43 Garo Yepremian | Det./Mia. |

MOST FGS

| | |
|-------------------|------------|
| 46 Pat Leahy | N.Y. Jets |
| 27 Steve Christie | T.B./Buf. |
| 20 Tony Franklin | Phil./H.E. |
| 20 Garo Yepremian | Det./Mia. |
| 19 Fred Cox | Minnesota |

MOST FG ATTS

- 62 Pat Leahy N.Y. Jets
- 36 Tommy Davis San Francisco
- 36 Steve Christie T.B./Buf.
- 34 Gara Yepremian Det./Mia.
- 28 Bruce Gossett L.A./S.F.

MOST CONSECUTIVE FGs

- 18 Tony Franklin Phil./N.E.
- 12 John Smith New England
- 11 Pat Leahy N.Y. Jets
- 10 Adam Vinatieri New England
- 9 Uwe Von Schamann Miami
- 8 Doug Pelfrey Cincinnati

MOST 50+ FGs

- 2 Steve Christie T.B./Buf.
- 2 Jason Hanson Detroit
- 2 Chip Lahmiller Washington
- 2 Pele Stoyanovich Mia./K.C.
- 1 (14 others)

MOST RUSHING ATTEMPTS

- 304 Thurman Thomas Buffalo
- 251 Jim Taylor G.B./N.O.
- 250 O.J. Simpson Buffalo
- 221 Freeman McNeil N.Y. Jets
- 210 Rick Casares Chicago

MOST RUSHING YARDS

- 1230 Thurman Thomas Buffalo
- 1197 O.J. Simpson Buffalo
- 1030 Freeman McNeil N.Y. Jets
- 1022 Jim Taylor G.B./N.O.
- 830 Rick Casares Chicago

MOST RUSHING TOUCHDOWNS

- 13 Paul Hornung Green Bay
- 12 Jim Taylor G.B./N.O.
- 11 Rick Casares Chicago
- 8 John Riggins N.Y./Wash.
- 8 Y.A. Tittle N.Y.G./S.F.
- 7 (8 others)

MOST 100+ GAMES

- 7 Freeman McNeil N.Y. Jets
- 6 O.J. Simpson Buffalo
- 5 Thurman Thomas Buffalo
- 5 Curtis Martin N.E./N.Y.J.
- 3 (5 others)

MOST PASSING ATTEMPTS

- 952 Dan Marino Miami
- 512 John Brodie San Francisco
- 500 Joe Ferguson Buffalo
- 500 Jim Kelly Buffalo
- 421 Steve Grogan New England

MOST PASSING COMPLETIONS

- 575 Dan Marino Miami
- 300 Jim Kelly Buffalo
- 275 John Brodie San Francisco
- 259 Joe Ferguson Buffalo
- 238 Y.A. Tittle S.F./N.Y.G.

MOST PASSING YARDS

- 6831 Dan Marino Miami
- 3752 Jim Kelly Buffalo
- 3667 Joe Ferguson Buffalo
- 3570 Steve Grogan New England
- 3305 John Brodie San Francisco

MOST PASSING TOUCHDOWNS

- 49 Dan Marino Miami
- 31 Joe Ferguson Buffalo
- 28 Jim Kelly Buffalo
- 21 John Brodie San Francisco
- 21 Steve Grogan New England

MOST PASSES INTERCEPTED

- 29 John Brodie San Francisco
- 27 Bart Starr Green Bay
- 24 Y.A. Tittle S.F./N.Y.G.
- 24 Steve Grogan New England
- 22 Bill Wade L.A./Chi.

MOST 300+ GAMES

- 5 Dan Marino Miami
- 5 Warren Moon Hou./Sea.
- 4 Bill Wade L.A./Chi.
- 3 Joe Namath N.Y. Jets
- 3 Brian Sipe Cleveland

MOST RECEPTIONS

- 119 Andre Reed Buffalo
- 79 Al Toon N.Y. Jets
- 79 Stanley Morgan New England
- 72 Billy Wilson San Francisco
- 72 Irving Fryar N.E./Mia./Phil.

MOST RECEPTION YARDS

- 1656 Andre Reed Buffalo
- 1615 Stanley Morgan New England
- 1060 Billy Wilson San Francisco
- 1031 Wesley Walker N.Y. Jets
- 1013 Nat Moore Miami

MOST TOUCHDOWN RECEPTIONS

- 15 Andre Reed Buffalo
- 13 Stanley Morgan New England
- 11 Nat Moore Miami
- 8 Wesley Walker N.Y. Jets
- 8 Billy Wilson San Francisco
- 8 Billy Howton G.B./Dal.
- 8 Howard Cassady Detroit

MOST 100+ GAMES

- 8 Stanley Morgan New England
- 4 Harlon Hill Chicago
- 3 (12 others)
- 2 (25 others)

MOST INTERCEPTIONS

- 11 Bobby Dillon Green Bay
- 10 Jack Christiansen Detroit
- 9 Dick LeBeau Detroit
- 8 Michael Haynes N.E./Oak.
- 7 (4 others)

MOST INTERCEPTION YARDS

- 181 Bobby Dillon Green Bay
- 172 Herb Adderley Green Bay
- 140 Michael Haynes N.E./Oak.
- 139 Hank Gremminger Green Bay
- 137 Glenn Blackwood Miami

MOST TOUCHDOWNS

- 2 Henry Jones Buffalo

MOST PUNTS

- 81 Tommy Davis San Francisco
- 78 Rich Camarillo N.E./Ariz./Hou.
- 78 Reggie Roby Mia./Wash./S.F.
- 77 Brian Hansen N.O./N.E./Cle./N.Y.J.
- 77 John Kidd Buf./S.D./Mia./N.Y.J.

MOST PUNT YARDS

- 3603 Tomy Davis San Francisco
- 3445 Reggie Roby Mia./Wash./S.F.
- 3425 Brian Hansen N.O./N.E./Cle./N.Y.J.
- 3348 John Kidd Buf./S.D./Mia./N.Y.J.
- 3172 Rich Camarillo N.E./Ariz./Hou.

HIGHEST AVERAGE (MIN. 25 ATT.)

- 46.5 Boyd Dowler Green Bay
- 44.9 Tom Tupa Cle./N.E.
- 44.8 Yale Lary Detroit
- 44.5 Sam Baker Wash./Phil.
- 44.5 Tommy Davis San Francisco
- 44.5 Brian Hansen N.O./N.E./Cle./N.Y.J.

MOST TOUCHBACKS

- 11 Rich Camarillo N.E./Ariz./Hou.
- 9 Yale Lary Detroit
- 8 Chris Mohr Buffalo
- 7 (4 others)
- 6 (5 others)

MOST INSIDE 20

- 27 Rich Camarillo N.E./Ariz./Hou.
- 25 John Kidd Buf./S.D./Mia./N.Y.J.
- 24 Reggie Roby Mia./Wash./S.F.
- 18 Chris Mohr Buffalo
- 17 Brian Hansen N.O./N.E./Cle./N.Y.J.

RECORDS

100-YARD RUSHING GAMES (106)

| Date | Player | No-Yds | Date | Player | No-Yds | Date | Player | No-Yds |
|----------|---------------------|--------|----------|--------------------|--------|----------|---------------------|--------|
| 9/19/71 | Bulaich vs. NYJ | 22-98 | 11/19/89 | Dickerson vs. NYJ | 31-131 | 10/10/93 | Potts vs. Dal. | 18-113 |
| 2/27/87 | Dickerson vs. TB | 33-196 | 12/ 6/81 | Dickey vs. Dal. | 15-130 | 10/22/72 | McCaughey at NYJ | 26-112 |
| 9/25/55 | Ameche vs. Chi. | 15-194 | 12/ 4/94 | Faulk at Sea. | 27-129 | 11/ 9/75 | Mitchell at Buf. | 27-112 |
| 11/29/98 | Faulk at Balt. | 17-192 | 9/13/98 | Faulk at NE | 29-127 | 10/ 6/85 | McMillan vs. Buf. | 20-112 |
| 10/28/56 | Moore vs. GB | 13-185 | 11/ 8/64 | Lorick at Chi. | 14-126 | 11/ 7/77 | Mitchell vs. Wash. | 29-111 |
| 11/30/75 | Mitchell vs. KC | 26-178 | 10/29/78 | Washington at Mia. | 20-126 | 9/25/66 | Lorick vs. SF | 18-110 |
| 10/ 1/95 | Faulk vs. St.L Rams | 19-177 | 10/27/85 | McMillan vs. GB | 24-126 | 11/19/67 | Matte vs. Det. | 17-110 |
| 9/22/85 | Wansley vs. Det. | 27-170 | 9/25/88 | Dickerson vs. Mia. | 30-125 | 12/18/83 | Dickey vs. Hou. | 23-110 |
| 10/23/88 | Dickerson at SD | 30-169 | 12/ 4/83 | Dickey vs. NYJ | 18-123 | 12/30/90 | Dickerson at Mia. | 20-110 |
| 12/ 4/88 | Dickerson at Mia. | 31-169 | 11/13/54 | Taseff vs. GB@M | 15-122 | 10/30/94 | Faulk vs. NYJ | 24-110 |
| 12/18/88 | Dickerson vs. Buf. | 36-166 | 11/26/61 | Moore at Wash. | 6-122 | 11/ 9/97 | Faulk vs. Cin. | 18-110 |
| 12/21/86 | Bentley at Raid. | 25-162 | 9/16/84 | Dickey vs. St.L | 23-121 | 9/30/73 | McCaughey vs. NO | 20-109 |
| 11/25/56 | Ameche vs. Rams | 20-162 | 11/11/56 | Moore at Cle. | 11-120 | 10/30/83 | McMillan at Phil. | 19-109 |
| 10/11/87 | Banks vs. NYJ | 25-159 | 11/22/59 | Ameche vs. SF | 25-120 | 9/ 4/88 | Dickerson vs. Hou. | 24-109 |
| 10/31/88 | Dickerson vs. Den. | 21-159 | 12/15/63 | Matte vs. Rams | 13-120 | 11/11/56 | Ameche at Cle. | 18-108 |
| 10/20/74 | Mitchell at NYJ | 40-156 | 12/ 7/75 | Mitchell at NYG | 23-119 | 10/17/71 | Bulaich at NYG | 15-108 |
| 11/15/87 | Dickerson at Mia. | 30-154 | 10/16/60 | Moore vs. Rams | 9-118 | 12/15/85 | McMillan at TB | 13-108 |
| 10/ 1/55 | Ameche vs. Det. | 21-153 | 10/ 2/88 | Dickerson at NE | 29-118 | 10/12/75 | Mitchell vs. Buf. | 19-107 |
| 10/22/89 | Dickerson at Cin. | 31-152 | 11/ 7/53 | Huzvar at Det. | 19-117 | 12/17/89 | Dickerson vs. Mia. | 21-107 |
| 11/17/74 | Mitchell at Atl. | 33-151 | 10/29/55 | Ameche vs. GB | 22-117 | 9/17/61 | Perry vs. Rams | 18-106 |
| 12/31/95 | *Crockett at SD | 13-147 | 11/ 2/69 | Matte vs. Wash. | 21-117 | 11/23/75 | Mitchell at Mia. | 26-106 |
| 9/ 6/81 | McMillan at NE | 16-146 | 11/22/87 | Dickerson at NE | 27-117 | 9/19/76 | Mitchell vs. Cin. | 27-106 |
| 11/ 1/87 | Bentley at NYJ | 29-145 | 9/19/88 | Dickerson at Cle. | 22-117 | 11/ 4/79 | Washington vs. Cin. | 22-106 |
| 11/25/90 | Dickerson at Cin. | 22-143 | 12/16/90 | Dickerson at NYJ | 28-117 | 9/10/89 | Dickerson vs. SF | 19-106 |
| 9/ 4/94 | Faulk at Hou. | 23-143 | 12/ 1/91 | Dickerson vs. Cle. | 16-117 | 11/ 5/61 | Faulk vs. GB | 21-105 |
| 11/16/58 | Ameche at Chi. | 26-142 | 1/12/69 | *Matte vs NYJ | 11-116 | 12/ 9/73 | Mitchell vs. Mia. | 35-104 |
| 12/16/73 | Mitchell vs. NE | 34-142 | 12/26/70 | *Bulaich vs. Cin. | 25-116 | 9/11/94 | Faulk at TB | 18-104 |
| 10/ 9/77 | Mitchell vs. Mia. | 17-142 | 9/17/89 | Dickerson at Rams | 21-116 | 10/18/88 | Faulk at SF | 17-103 |
| 11/ 8/87 | Dickerson vs. SD | 35-138 | 11/16/97 | Faulk vs. GB | 17-116 | 11/23/80 | Dickey at NE | 16-102 |
| 12/10/89 | Dickerson vs. Cle. | 26-137 | 9/26/76 | Mitchell at Dal. | 27-115 | 12/21/97 | Faulk at Min. | 23-102 |
| 11/22/53 | Talioferro vs. Rams | 16-136 | 9/20/81 | Dickey at Den. | 12-115 | 12/ 5/96 | Faulk vs. Phil. | 16-101 |
| 10/19/58 | Moore at Det. | 12-136 | 12/20/87 | Dickerson at SD | 23-115 | 11/12/61 | Perry at Minn. | 19-100 |
| 11/ 1/76 | Mitchell vs. Hou. | 28-136 | 12/13/98 | Faulk vs. Cin. | 26-115 | 10/ 6/85 | Bentley vs. Buf. | 17-100 |
| 11/29/87 | Dickerson vs. Hou. | 27-136 | 11/30/58 | Moore vs. SF | 8-114 | 1/ 2/94 | Potts vs. Buf. | 14-100 |
| 9/30/73 | Mitchell vs. NO | 22-133 | 9/18/77 | Mitchell at Sea. | 32-114 | | | |
| 12/ 9/97 | Faulk at NYJ | 23-133 | 9/30/84 | McMillan vs. Buf. | 16-114 | | | |

*Post Season Game

LEADERS: Eric Dickerson, 24; Lydell Mitchell, 16; Marshall Faulk, 14; Alan Ameche, 7; Curtis Dickey, 6; Randy McMillan, 6; Lenny Moore, 6; Tom Matte, 4; Albert Bentley, 3; Norm Bulaich, 3; Joe Perry, 3; Tony Lorick, 2; Roosevelt Potts, 2; Don McCaughey, 2; Joe Washington, 2; Chuck Banks, 1; Zack Crockett, 1; John Huzvar, 1; Carl Taseff, 1; George Talioferro, 1; George Wansley, 1

AGAINST OPPONENT: Jets, 11; Dolphins, 9; Bills, 7; Bengals, 7; Packers, 6; Patriots, 6; Browns, 5; Lions, 5; Titans, 5; 49ers, 5; Chargers, 4; Bears, 3; Cowboys, 3; Buccaneers, 3; Redskins, 3; Broncos, 2; Saints, 2; Giants, 2; Seahawks, 2; Eagles, 2; Vikings, 2; Cardinals, 1; Falcons, 1; Chiefs, 1; Ravens, 1; Raiders, 1; Steelers, 0; Panthers, 0; Jaguars, 0

TWO 100-YARD RUSHERS: Moore (120), Ameche (108) at Cle. 11/11/56; Mitchell (133), McCaughey (109) vs. NO 9/30/73; McMillan (112), Bentley (100) vs. Buf. 10/6/85 **Total 3**

300-YARD PASSING GAMES (58)

| Date | Player | C-A-YDS-TD-IN | Date | Player | C-A-YDS-TD-IN | Date | Player | C-A-YDS-TD-IN |
|----------|----------------------|---------------|----------|-----------------------|---------------|----------|----------------------|---------------|
| 9/17/67 | 401 Unitas vs. Atl. | 23-32-401-21 | 11/ 6/66 | 342 Unitas vs. Wash. | 22-31-342-32 | 10/12/86 | 315 Trudeau vs. NO | 24-44-315-21 |
| 11/ 1/59 | 397 Unitas vs. Cle. | 23-41-397-43 | 12/18/77 | 340 Jones vs. NE | 19-30-340-30 | 11/18/56 | 314 Unitas at Det. | 17-30-314-01 |
| 12/16/62 | 385 Unitas vs. Minn. | 19-34-385-44 | 11/16/97 | 340 Justin G. GB | 24-30-340-10 | 12/16/61 | 314 Unitas at SF | 19-34-314-30 |
| 12/15/74 | 385 Jones vs. NYJ | 36-53-385-44 | 12/17/66 | 339 Unitas at SF | 20-30-339-41 | 10/21/90 | 312 Trudeau vs. Den. | 24-39-312-21 |
| 11/10/63 | 376 Unitas vs. Det. | 17-24-376-21 | 11/29/92 | 337 Trudeau vs. Buf. | 26-41-337-61 | 10/11/81 | 310 Jones vs. Cin. | 22-30-310-12 |
| 9/24/72 | 376 Unitas vs. NYJ | 26-45-376-20 | 12/20/98 | 335 Manning at Sea. | 23-39-335-11 | 11/30/97 | 310 Harbaugh at NE | 22-41-310-20 |
| 11/ 7/93 | 376 George at Wash. | 37-59-376-31 | 11/15/92 | 330 George vs. NE | 18-35-330-23 | 9/27/98 | 309 Manning vs. NO | 19-32-309-13 |
| 11/12/67 | 370 George at Atl. | 17-20-370-40 | 1/ 2/94 | 330 George vs. Buf. | 30-48-330-10 | 10/ 2/60 | 307 Unitas vs. Chi. | 14-27-307-40 |
| 12/ 8/62 | 367 Unitas vs. Wash. | 25-36-367-41 | 9/30/90 | 329 Trudeau at Phil. | 19-40-329-31 | 9/28/75 | 307 Jones vs. Raid. | 14-23-307-11 |
| 11/16/86 | 359 Trudeau at NYJ | 27-57-359-14 | 12/20/92 | 328 George vs. Pho. | 25-41-328-11 | 11/ 9/75 | 306 Jones at Phil. | 21-42-306-21 |
| 12/ 4/60 | 357 Unitas vs. Det. | 22-40-357-23 | 11/15/59 | 324 Unitas vs. GB@M | 19-33-324-30 | 11/21/65 | 305 Unitas vs. Buf. | 19-32-305-21 |
| 9/27/81 | 357 Jones vs. Mia. | 20-27-357-31 | 11/ 6/60 | 324 Unitas vs. GB | 20-29-324-41 | 11/25/79 | 304 Landry vs. Mia. | 25-42-304-31 |
| 11/29/98 | 357 Manning at Balt. | 27-42-357-31 | 10/31/65 | 324 Unitas at SF | 23-34-324-40 | 10/29/61 | 302 Unitas vs. Chi. | 20-36-302-22 |
| 11/26/60 | 356 Unitas vs. SF | 16-30-356-35 | 12/15/63 | 323 Unitas vs. Rams | 21-37-323-10 | 10/ 6/68 | 302 Morrall vs. Chi. | 14-25-302-41 |
| 12/ 1/63 | 355 Unitas at Wash. | 24-37-355-31 | 11/20/77 | 322 Jones vs. NYJ | 23-36-322-21 | 9/ 6/98 | 302 Manning vs. Mia. | 21-37-302-13 |
| 10/ 1/67 | 353 Unitas vs. SF | 22-37-353-20 | 10/10/65 | 319 Unitas vs. Det. | 18-24-319-31 | 9/19/76 | 301 Jones vs. Cin. | 14-29-301-33 |
| 12/28/58 | 349 *Unitas at NYG | 26-40-349-11 | 10/19/69 | 319 Unitas at NO | 20-28-319-30 | 9/ 1/91 | 301 George vs. NE | 27-42-301-12 |
| 12/19/70 | 348 Morrall vs. NYJ | 18-33-348-41 | 10/ 8/95 | 319 Harbaugh at Mia. | 25-33-319-30 | 10/26/69 | 300 Unitas vs. SF | 19-37-300-23 |
| 9/22/91 | 348 George vs. Det. | 29-40-348-21 | 12/14/86 | 318 Hogeboom vs. Buf. | 23-33-318-20 | | | |
| 12/ 8/63 | 344 Unitas vs. Minn. | 17-22-344-30 | 10/18/92 | 318 George vs. SD | 27-39-318-22 | | | |

*Post Season Game

LEADERS: Johnny Unitas, 27; Bert Jones, 8; Jeff George, 7; Jack Trudeau, 5; Peyton Manning, 4; Jim Harbaugh, 2; Earl Morrall, 2; Gary Hogeboom, 1; Paul Justin, 1; Greg Landry, 1

AGAINST OPPONENT: 49ers, 6; Lions, 5; Jets, 5; Redskins, 4; Bills, 4; Patriots, 4; Dolphins, 4; Bears, 3; Packers, 3; Saints, 3; Falcons, 2; Bengals, 2; Vikings, 2; Eagles, 2; Cardinals, 1; Browns, 1; Broncos, 1; Raiders, 1; Giants, 1; Chargers, 1; Rams, 1; Seahawks, 1; Ravens, 1; Cowboys, 0; Titans, 0; Chiefs, 0; Steelers, 0; Buccaneers, 0; Panthers, 0; Jaguars, 0

100-YARD RECEPTION GAMES (169)

| Date | Player | No-Yds | Date | Player | No-Yds | Date | Player | No-Yds |
|----------|-----------------------|--------|----------|-----------------------|--------|----------|---------------------|--------|
| 11/10/57 | Berry at Wash. | 12-224 | 12/ 7/80 | Carr at Cin. | 7-133 | 10/ 8/89 | Brooks vs. Buf. | 5-111 |
| 10/24/76 | Carr at NYJ | 5-210 | 10/30/66 | Mackey at Rams | 5-132 | 11/ 4/62 | Orr at SF | 5-110 |
| 11/ 7/93 | Langhorne at Wash. | 12-203 | 12/16/62 | Berry vs. Minn. | 8-131 | 10/ 1/67 | Perkins vs. SF | 5-110 |
| 9/19/76 | Carr vs. Cin. | 6-198 | 11/ 6/66 | Berry vs. Wash. | 10-131 | 12/18/77 | Doughty vs. NE | 5-110 |
| 10/30/60 | Berry at Dal. | 4-195 | 11/ 6/66 | Orr vs. Wash. | 5-131 | 9/26/93 | Hester vs. Cle. | 7-110 |
| 9/28/70 | Hinton vs. KC | 11-190 | 12/15/63 | Berry vs. Rams | 7-130 | 10/21/56 | Mutscheller at Chi. | 5-109 |
| 9/18/78 | Carr at NE | 6-187 | 9/ 2/79 | Washington at KC | 13-130 | 11/ 8/59 | Moore at Wash. | 4-109 |
| 10/23/60 | Berry at Det. | 11-186 | 10/29/89 | Rison vs. NE | 6-129 | 10/21/73 | Doughty at Det. | 3-109 |
| 9/24/67 | Richardson at Phil. | 11-184 | 12/23/56 | Mutscheller vs. Wash. | 6-128 | 10/27/85 | Bouza vs. GB | 6-109 |
| 11/ 9/58 | Moore at NYG | 6-181 | 9/27/98 | Faulk vs. NO | 6-128 | 10/12/58 | Moore vs. GB@M | 6-108 |
| 11/26/60 | Berry vs. SF | 9-181 | 11/15/98 | Harrison vs. NYJ | 9-128 | 12/17/66 | Orr at SF | 4-108 |
| 12/ 8/57 | Moore at SF | 6-180 | 12/ 8/63 | Berry vs. Minn. | 8-127 | 9/14/80 | Carr vs. Pit. | 6-108 |
| 12/28/58 | *Berry at NYG | 12-178 | 10/23/94 | Faulk vs. Wash. | 8-127 | 10/31/88 | Brooks vs. Den. | 3-108 |
| 11/16/86 | Brooks at NYJ | 9-177 | 10/11/53 | Taliaferro at Chi. | 5-126 | 11/19/89 | Rison vs. NYJ | 5-108 |
| 12/11/83 | Henry at Den. | 8-169 | 12/27/59 | *Moore vs. NYG | 3-126 | 10/20/57 | Mutscheller at Det. | 5-107 |
| 11/29/59 | Berry vs. Rams | 7-168 | 9/17/67 | Mackey vs. Atl. | 8-126 | 11/15/64 | Moore vs. Minn. | 3-107 |
| 10/10/65 | Orr vs. Det. | 9-167 | 11/17/68 | Richardson vs. St.L | 5-126 | 9/28/75 | Doughty vs. Raid. | 5-106 |
| 11/21/65 | Moore vs. Phil. | 7-163 | 10/ 2/54 | B. Young vs. NYG | 2-125 | 10/10/76 | Chester vs. Mia. | 5-106 |
| 11/15/92 | Johnson vs. NE | 7-163 | 12/12/65 | Berry vs. GB | 10-125 | 11/17/91 | Brooks vs. Chi. | 7-106 |
| 10/ 4/87 | Murray at Buf. | 7-161 | 12/13/70 | Jefferson at Buf. | 5-125 | 11/29/92 | Arbuckle vs. Buf. | 9-106 |
| 9/23/68 | Orr at Atl. | 5-160 | 11/ 7/76 | L. Mitchell at SD | 8-125 | 12/ 5/96 | Harrison vs. Phil. | 6-106 |
| 10/10/68 | Orr at Det. | 5-160 | 10/15/95 | Dilger vs. SF | 7-125 | 10/31/54 | Edwards at Wash. | 8-105 |
| 10/ 1/89 | Brooks at NYJ | 7-159 | 12/ 3/67 | Hawkins vs. Dal. | 8-124 | 12/16/61 | Orr at SF | 4-105 |
| 11/23/58 | Moore vs. Rams | 6-157 | 10/31/71 | Perkins vs. Pit. | 2-124 | 11/17/68 | Mackey vs. St.L | 5-105 |
| 11/ 1/59 | Berry vs. Cle. | 11-156 | 11/ 6/78 | Carr vs. Wash. | 4-124 | 9/23/73 | Doughty vs. NYJ | 5-105 |
| 9/ 8/96 | Dilger at NYJ | 7-156 | 10/ 3/59 | Berry vs. Chi. | 8-123 | 10/26/75 | M. Johnson at NYJ | 3-105 |
| 11/18/56 | Berry at Det. | 6-155 | 11/ 8/64 | Orr at Chi. | 6-123 | 11/23/86 | Brooks at Hou. | 7-105 |
| 10/29/61 | Moore vs. Chi. | 7-155 | 12/17/95 | Dawkins vs. SD | 6-123 | 9/22/91 | Johnson vs. Det. | 9-105 |
| 10/21/62 | Orr at Chi. | 7-155 | 12/ 8/62 | Berry vs. Wash. | 11-122 | 10/18/92 | Hester vs. SD | 8-105 |
| 11/29/98 | Small at Balt. | 9-153 | 12/18/77 | Chester vs. NE | 4-122 | 10/ 1/94 | Dawkins at Buf. | 6-105 |
| 10/21/90 | Hester vs. Den. | 8-152 | 11/11/79 | Washington at Mia. | 10-121 | 11/13/60 | Berry at Chi. | 6-104 |
| 11/24/68 | Richardson vs. Minn. | 6-150 | 10/26/80 | Carr vs. St.L | 9-120 | 10/ 6/68 | Mackey vs. Chi. | 7-104 |
| 9/28/58 | Berry vs. Det. | 10-149 | 11/30/97 | Dawkins at NE | 7-120 | 10/ 6/68 | Orr vs. Chi. | 2-104 |
| 11/10/63 | Berry vs. Det. | 5-148 | 9/16/84 | Porter vs. St.L | 4-120 | 10/27/85 | Capers vs. GB | 5-104 |
| 12/22/68 | *Richardson vs. Minn. | 6-148 | 12/20/98 | Small at Sea. | 3-120 | 9/30/90 | Bentley at Phil. | 3-104 |
| 12/15/57 | Berry at Rams | 7-146 | 11/ 1/98 | Faulk vs. NE | 9-119 | 12/13/92 | Cash at NYJ | 7-104 |
| 10/26/69 | Orr vs. SF | 8-146 | 10/ 4/58 | Moore vs. Chi. | 3-118 | 11/ 8/59 | Mutscheller at Wash | 6-103 |
| 9/13/87 | Brooks vs. Cin. | 6-146 | 10/25/59 | Berry vs. GB | 10-117 | 11/22/64 | Mackey at Rams | 4-103 |
| 10/ 4/64 | Orr vs. Rams | 5-145 | 12/ 4/60 | Berry vs. Det. | 10-117 | 11/25/96 | Harrison at KC | 6-103 |
| 9/27/81 | Butler vs. Mia. | 4-145 | 12/ 1/63 | Matte at Wash. | 7-116 | 11/25/65 | Mackey at Det. | 5-102 |
| 12/ 8/63 | Mackey vs. Minn. | 5-144 | 11/ 1/59 | Moore vs. Cle. | 5-115 | 12/15/74 | Chester vs. NYJ | 8-102 |
| 10/10/93 | Dawkins vs. Dal. | 8-144 | 12/ 5/59 | Moore at SF | 6-115 | 11/ 9/75 | Doughty at Buf. | 3-102 |
| 10/ 1/61 | Moore vs. Minn. | 5-143 | 1/ 3/71 | *Hinton vs. Raid. | 5-115 | 11/20/77 | Chester vs. NYJ | 5-102 |
| 9/18/66 | Mackey at Minn. | 6-143 | 11/30/58 | Berry vs. SF | 9-114 | 9/ 6/98 | Harrison vs. Mia. | 5-102 |
| 10/ 2/60 | Moore vs. Chi. | 4-140 | 9/24/72 | Havrilak vs. NYJ | 4-115 | 11/22/98 | Faulk at Buf. | 8-102 |
| 11/26/60 | Moore vs. SF | 5-139 | 9/24/72 | Mitchell vs. NYJ | 8-114 | 12/28/58 | *Moore at NYG | 6-101 |
| 12/ 4/60 | Moore vs. Det. | 4-139 | 12/12/76 | Carr vs. Buf. | 4-114 | 10/15/78 | Doughty vs. NYJ | 7-101 |
| 10/16/88 | Brooks vs. TB | 7-139 | 12/13/81 | Carr at Wash. | 6-114 | 11/26/89 | Brooks vs. SD | 8-101 |
| 12/ 6/64 | Orr vs. Det. | 5-138 | 10/ 2/60 | Berry vs. Chi | 7-113 | 11/19/95 | Dawkins at NE | 4-101 |
| 11/ 6/60 | Berry vs. GB | 10-137 | 10/19/69 | Orr at NO | 5-113 | 10/20/57 | Moore at Det. | 6-100 |
| 11/ 6/60 | Moore vs. GB | 8-137 | 9/29/85 | Butler at NYJ | 4-113 | 11/18/62 | Orr at GB | 5-100 |
| 11/12/72 | Havrilak at SF | 6-136 | 11/25/56 | Mutscheller vs. Rams | 5-112 | 10/24/65 | Orr vs. Rams | 5-100 |
| 11/ 9/75 | Carr at Buf. | 2-136 | 10/15/61 | Mutscheller at Chi. | 4-112 | 10/31/71 | Richardson vs. Pit. | 4-100 |
| 12/10/89 | Rison vs. Cle. | 5-135 | 11/27/77 | McCauley at Den. | 11-112 | 11/10/91 | Hester at NYJ | 5-100 |
| 11/12/67 | Perkins at Atl. | 5-134 | 11/14/93 | Langhorne vs. NYJ | 8-112 | 12/14/97 | Dilger at NYJ | 5-100 |
| 12/ 7/69 | Hinton vs. Det. | 5-134 | 12/ 1/63 | Orr at Wash. | 7-111 | | | |
| 12/ 8/62 | Orr vs. Wash. | 6-133 | 10/10/71 | Mitchell at Buf. | 6-111 | | | |

LEADERS: Raymond Berry, 24; Lenny Moore, 19; Jimmy Orr, 18; Roger Carr, 10; Bill Brooks, 9; John Mackey, 8; Glenn Doughty, 6; Jim Mutscheller, 6; Willie Richardson, 5; Sean Dawkins, 5; Raymond Chester, 4; Marshall Faulk, 4; Marvin Harrison, 4; Jessie Hester, 4; Ken Dilger, 3; Eddie Hinton, 3; Ray Perkins, 3; Andre Rison, 3; Ray Butler, 2; Sam Havrilak, 2; Anthony Johnson, 2; Reggie Langhorne, 2; Tom Mitchell, 2; Terrance Small, 2; Joe Washington, 2; Charles Arbuckle, 1; Albert Bentley, 1; Matt Bouza, 1; Wayne Capers, 1; Kerry Cash, 1; Dan Edwards, 1; Alex Hawkins, 1; Bernard Henry, 1; Roy Jefferson, 1; Marshall Johnson, 1; Tom Matte, 1; Don McCauley, 1; Lydell Mitchell, 1; Walker Murray, 1; Tracy Porter, 1; George Taliaferro, 1; Buddy Young, 1.

AGAINST OPPONENT: Jets, 17; Lions, 15; Redskins, 15; Bears, 14; 49ers, 12; Bills, 10; Rams, 9; Packers, 8; Vikings, 8; Patriots, 8; Giants, 5; Dolphins, 5; Cardinals, 4; Browns, 4; Broncos, 4; Chargers, 4; Eagles, 4; Falcons, 3; Bengals, 3; Chiefs, 3; Cowboys, 3; Steelers, 3; Raiders, 2; Saints, 2; Titans, 1; Buccaneers, 1; Seahawks, 1; Ravens, 1; Panthers, 0; Jaguars, 0.

TWO 100-YARD RECEIVERS: Mutscheller (107), Moore (100) at Det. 10/20/57; Berry (178), Moore (101) at NYG 12/28/58*; Berry (156), Moore (115) vs. Cle. 11/1/59; Moore (109), Mutscheller (103) at Wash. 11/8/59; Moore (140), Berry (113) vs. Chi. 10/2/60; Berry (137), Moore (137) vs. GB 11/6/60; Berry (181), Moore (139) vs. SF 11/26/60; Moore (139), Berry (117) vs. Det. 12/4/60; Orr (133), Berry (122) vs. Wash. 12/8/62; Matte (116), Orr (111) at Wash. 12/1/63; Mackey (144), Berry (127) vs. Min. 12/8/63; Berry (131), Orr (131) vs. Wash. 11/6/66; Mackey (104), Orr (104) vs. Chi. 10/6/68; Richardson (126), Mackey (105) vs. St.L 11/17/68; Perkins (124), Richardson (100) vs. Pit. 10/31/71; Havrilak (115), T. Mitchell (114) vs. NYJ 9/24/72; Carr (136), Doughty (102) at Buf. 11/9/75; Chester (122), Doughty (110) vs. NE 12/18/77; Bouza (109), Capers (104) vs. GB 10/27/85 **Total 19**

10+ RECEIVING GAMES (30)

| Date | Player | No-Yds | Date | Player | No-Yds | Date | Player | No-Yds |
|----------|---------------------|--------|----------|-------------------|--------|----------|--------------------|--------|
| 12/15/74 | Mitchell vs. NYJ | 13- 82 | 9/28/70 | Hinton vs. KC | 11-190 | 12/12/65 | Berry vs. GB | 10-125 |
| 9/ 2/79 | Washington at KC | 13-130 | 11/10/74 | Mitchell vs. Den. | 11- 90 | 11/ 6/66 | Berry vs. Wash. | 10-131 |
| 11/10/57 | Berry at Wash. | 12-224 | 11/27/77 | McCauley at Den. | 11-112 | 11/12/78 | McCauley at Sea. | 10- 88 |
| 12/28/58 | * Berry at NYG | 12-178 | 10/11/81 | Dickey vs. Cin. | 11- 88 | 11/11/79 | Washington at Mia. | 10-121 |
| 11/28/76 | Mitchell vs. NYJ | 12- 64 | 11/ 8/81 | McMillan vs. NYJ | 11- 68 | 11/18/79 | McCauley at NE | 10- 80 |
| 11/ 7/93 | Langhorne at Wash. | 12-203 | 9/ 1/91 | Johnson vs. NE | 11- 87 | 12/ 2/79 | Washington at NYJ | 10- 57 |
| 11/ 1/59 | Berry vs. Cle. | 11-156 | 9/28/58 | Berry vs. Det. | 10-149 | 9/15/91 | Johnson at Raid. | 10- 89 |
| 10/23/60 | Berry at Det. | 11-186 | 10/25/59 | Berry vs. GB | 10-117 | 11/24/91 | Brooks vs. GB@M | 10- 70 |
| 12/ 8/62 | Berry vs. Wash. | 11-122 | 11/ 6/60 | Berry vs. GB | 10-137 | 11/ 7/93 | Johnson at Wash. | 10- 83 |
| 9/24/67 | Richardson at Phil. | 11-184 | 12/ 4/60 | Berry vs. Det. | 10-117 | 12/ 1/96 | Faulk vs. Buf. | 10- 78 |

LEADERS: Raymond Berry 11; Anthony Johnson, 3; Don McCauley, 3; Lydell Mitchell, 3; Joe Washington, 3; Bill Brooks, 1; Curtis Dickey, 1; Marshall Faulk, 1; Eddie Hinton, 1; Reggie Langhorne, 1; Randy McMillan, 1; Willie Richardson, 1

TWO 10+ RECEIVERS: Langhorne (12), Johnson (10) at Wash. 11/7/93

YEAR-BY-YEAR LEADERS

| SCORING | TD | PAT | FG | TP | RUSHING | Yards | Attempts | Avg. | Long | TD |
|-----------------------|----|-------|-------|-----|-----------------|-------|----------|------|------|----|
| 1953 Bert Rechichar | 3 | 0-0 | 5-12 | 33 | John Huzvar | 515 | 119 | 4.3 | 36 | 4 |
| 1954 Gary Kerkorian | 1 | 11-12 | 5-10 | 32 | Buddy Young | 311 | 70 | 4.4 | 57 | 2 |
| 1955 Bert Rechichar | 0 | 25-26 | 10-24 | 55 | Alan Ameche | 961 | 213 | 4.5 | 79 | 9 |
| 1956 Lenny Moore | 9 | 0-0 | 0-0 | 54 | Alan Ameche | 858 | 178 | 4.8 | 43 | 8 |
| 1957 Lenny Moore | 11 | 0-0 | 0-0 | 66 | Alan Ameche | 493 | 144 | 3.4 | 49 | 5 |
| 1958 Lenny Moore | 14 | 0-0 | 0-0 | 84 | Alan Ameche | 791 | 171 | 4.6 | 22 | 8 |
| 1959 Raymond Berry | 14 | 0-0 | 0-0 | 84 | Alan Ameche | 679 | 178 | 3.8 | 26 | 7 |
| 1960 Lenny Moore | 13 | 0-0 | 0-0 | 78 | Lenny Moore | 374 | 91 | 4.1 | 57 | 4 |
| 1961 Steve Myhra | 0 | 33-34 | 21-39 | 96 | Joe Perry | 675 | 168 | 4.0 | 27 | 3 |
| 1962 Dick Bielski | 2 | 25-28 | 11-25 | 70 | Lenny Moore | 470 | 106 | 4.4 | 25 | 2 |
| 1963 Jim Martin | 0 | 32-35 | 24-39 | 104 | Tom Matte | 541 | 133 | 4.1 | 31 | 4 |
| 1964 Lenny Moore | 20 | 0-0 | 0-0 | 120 | Lenny Moore | 584 | 157 | 3.7 | 32 | 16 |
| 1965 Lou Michaels | 0 | 48-48 | 17-28 | 99 | Jerry Hill | 516 | 147 | 3.5 | 20 | 5 |
| 1966 Lou Michaels | 0 | 35-36 | 21-39 | 98 | Tony Lorick | 524 | 143 | 3.7 | 41 | 3 |
| 1967 Lou Michaels | 0 | 46-48 | 20-37 | 106 | Tom Matte | 636 | 147 | 4.3 | 30 | 9 |
| 1968 Lou Michaels | 0 | 48-50 | 18-28 | 102 | Tom Matte | 662 | 183 | 3.6 | 23 | 9 |
| 1969 Tom Matte | 13 | 0-0 | 0-0 | 78 | Tom Matte | 909 | 235 | 3.9 | 26 | 11 |
| 1970 Jim O'Brien | 0 | 36-38 | 19-34 | 93 | Norm Bulaich | 426 | 139 | 3.0 | 15 | 3 |
| 1971 Jim O'Brien | 0 | 35-36 | 20-29 | 95 | Norm Bulaich | 741 | 152 | 4.9 | 67 | 8 |
| 1972 Jim O'Brien | 2 | 24-24 | 13-31 | 75 | Don McCauley | 675 | 178 | 3.8 | 36 | 2 |
| 1973 George Hunt | 0 | 22-24 | 16-28 | 70 | Lydell Mitchell | 963 | 253 | 3.8 | 36 | 2 |
| 1974 Toni Linhart | 0 | 22-22 | 12-20 | 58 | Lydell Mitchell | 757 | 214 | 3.5 | 31 | 5 |
| 1975 Lydell Mitchell | 15 | 0-0 | 0-0 | 90 | Lydell Mitchell | 1193 | 289 | 4.1 | 70 | 11 |
| 1976 Toni Linhart | 0 | 49-51 | 20-27 | 109 | Lydell Mitchell | 1200 | 289 | 4.2 | 43 | 5 |
| 1977 Toni Linhart | 0 | 32-35 | 17-26 | 83 | Lydell Mitchell | 1159 | 301 | 3.9 | 64 | 3 |
| 1978 Toni Linhart | 0 | 27-31 | 8-17 | 51 | Joe Washington | 956 | 240 | 4.0 | 29 | 0 |
| 1979 Steve Mike-Mayer | 0 | 28-29 | 11-20 | 61 | Joe Washington | 884 | 242 | 3.6 | 26 | 4 |
| 1980 Steve Mike-Mayer | 0 | 43-46 | 12-23 | 79 | Curtis Dickey | 800 | 176 | 4.5 | 51 | 11 |
| 1981 Curtis Dickey | 10 | 0-0 | 0-0 | 60 | Curtis Dickey | 779 | 164 | 4.8 | 67 | 7 |
| 1982 Mike Wood | 0 | 6-6 | 6-10 | 24 | Randy McMillan | 305 | 101 | 3.0 | 13 | 1 |
| 1983 Raul Allegre | 0 | 22-24 | 30-35 | 112 | Curtis Dickey | 1122 | 254 | 4.4 | 56 | 4 |
| 1984 Raul Allegre | 0 | 14-14 | 11-18 | 47 | Randy McMillan | 705 | 163 | 4.3 | 31 | 5 |
| 1985 Raul Allegre | 0 | 36-39 | 16-26 | 84 | Randy McMillan | 858 | 190 | 4.5 | 38 | 7 |
| 1986 Dean Biasucci | 0 | 26-27 | 13-25 | 65 | Randy McMillan | 609 | 189 | 3.2 | 28 | 3 |
| 1987 Dean Biasucci | 0 | 24-24 | 24-27 | 96 | Eric Dickerson | 1011 | 223 | 4.5 | 53 | 5 |
| 1988 Dean Biasucci | 0 | 39-40 | 25-32 | 114 | Eric Dickerson | 1659 | 388 | 4.3 | 41 | 14 |
| 1989 Dean Biasucci | 0 | 31-32 | 21-27 | 94 | Eric Dickerson | 1311 | 314 | 4.2 | 21 | 7 |
| 1990 Dean Biasucci | 0 | 32-33 | 17-24 | 83 | Eric Dickerson | 677 | 166 | 4.1 | 43 | 4 |
| 1991 Dean Biasucci | 0 | 14-14 | 15-26 | 59 | Eric Dickerson | 536 | 167 | 3.2 | 28 | 2 |
| 1992 Dean Biasucci | 0 | 24-24 | 16-29 | 72 | Anthony Johnson | 592 | 178 | 3.3 | 19 | 0 |
| 1993 Dean Biasucci | 0 | 15-16 | 26-31 | 93 | Roosevelt Potts | 711 | 179 | 4.0 | 34 | 0 |
| 1994 Dean Biasucci | 0 | 37-37 | 16-24 | 85 | Marshall Faulk | 1282 | 314 | 4.1 | 52 | 11 |
| 1995 Marshall Faulk | 14 | 0-0 | 0-0 | 84 | Marshall Faulk | 1078 | 289 | 3.7 | 40 | 11 |
| 1996 Cary Blanchard | 0 | 27-27 | 36-40 | 135 | Marshall Faulk | 587 | 198 | 3.0 | 43 | 7 |
| 1997 Cary Blanchard | 0 | 21-21 | 32-41 | 117 | Marshall Faulk | 1054 | 264 | 4.0 | 45 | 7 |
| 1998 Mike Vanderjagt | 0 | 23-23 | 27-31 | 104 | Marshall Faulk | 1319 | 324 | 4.1 | 68 | 6 |

PASSING

| | Attempts | Comp. | Pct. | Yards | TD | Int |
|---------------------|----------|-------|------|-------|----|-----|
| 1953 Fred Enke | 169 | 71 | 42.0 | 1054 | 8 | 15 |
| 1954 Gary Kerkorian | 217 | 117 | 53.9 | 1515 | 9 | 12 |
| 1955 George Shaw | 237 | 119 | 50.2 | 1586 | 10 | 19 |
| 1956 John Unitas | 198 | 110 | 55.6 | 1498 | 9 | 10 |
| 1957 John Unitas | 301 | 172 | 57.1 | 2550 | 24 | 17 |
| 1958 John Unitas | 263 | 136 | 51.7 | 2007 | 19 | 7 |
| 1959 John Unitas | 367 | 193 | 52.6 | 2899 | 32 | 14 |
| 1960 John Unitas | 378 | 190 | 50.3 | 3099 | 25 | 24 |
| 1961 John Unitas | 420 | 229 | 54.5 | 2990 | 16 | 24 |
| 1962 John Unitas | 389 | 222 | 57.1 | 2967 | 23 | 23 |
| 1963 John Unitas | 410 | 237 | 57.8 | 3481 | 20 | 12 |
| 1964 John Unitas | 305 | 158 | 51.8 | 2824 | 19 | 6 |
| 1965 John Unitas | 282 | 164 | 58.2 | 2530 | 23 | 12 |
| 1966 John Unitas | 348 | 195 | 56.0 | 2748 | 22 | 24 |
| 1967 John Unitas | 436 | 255 | 58.5 | 3428 | 20 | 16 |
| 1968 Earl Morrall | 317 | 182 | 57.4 | 2909 | 26 | 17 |
| 1969 John Unitas | 327 | 178 | 54.4 | 2342 | 12 | 20 |
| 1970 John Unitas | 321 | 166 | 51.7 | 2213 | 14 | 18 |
| 1971 John Unitas | 176 | 92 | 52.3 | 942 | 3 | 9 |
| 1972 Marty Domres | 222 | 115 | 51.8 | 1392 | 11 | 6 |
| 1973 Marty Domres | 191 | 93 | 48.7 | 1153 | 9 | 19 |
| 1974 Bert Jones | 270 | 143 | 53.0 | 1610 | 8 | 12 |
| 1975 Bert Jones | 344 | 203 | 59.0 | 2483 | 18 | 8 |
| 1976 Bert Jones | 343 | 207 | 60.4 | 3104 | 24 | 9 |
| 1977 Bert Jones | 393 | 224 | 57.0 | 2686 | 17 | 11 |
| 1978 Bill Troup | 296 | 154 | 52.0 | 1882 | 10 | 21 |
| 1979 Greg Landry | 457 | 270 | 59.1 | 2932 | 15 | 15 |
| 1980 Bert Jones | 446 | 248 | 55.6 | 3134 | 23 | 21 |
| 1981 Bert Jones | 426 | 244 | 57.3 | 3094 | 21 | 20 |
| 1982 Mike Pagel | 221 | 111 | 50.2 | 1281 | 5 | 7 |
| 1983 Mike Pagel | 328 | 163 | 49.7 | 2352 | 12 | 17 |
| 1984 Mike Pagel | 212 | 114 | 53.8 | 1426 | 8 | 8 |
| 1985 Mike Pagel | 394 | 199 | 50.5 | 2414 | 14 | 15 |
| 1986 Jack Trudeau | 417 | 204 | 48.9 | 2225 | 8 | 18 |
| 1987 Jack Trudeau | 229 | 128 | 55.9 | 1587 | 6 | 6 |
| 1988 Chris Chandler | 233 | 129 | 55.4 | 1619 | 8 | 12 |
| 1989 Jack Trudeau | 362 | 190 | 52.5 | 2317 | 15 | 13 |
| 1990 Jeff George | 334 | 181 | 54.2 | 2152 | 16 | 13 |
| 1991 Jeff George | 485 | 292 | 60.2 | 2910 | 10 | 12 |
| 1992 Jeff George | 306 | 167 | 54.6 | 1963 | 7 | 15 |
| 1993 Jeff George | 407 | 234 | 57.5 | 2526 | 8 | 6 |
| 1994 Jim Harbaugh | 202 | 125 | 61.9 | 1440 | 9 | 6 |
| 1995 Jim Harbaugh | 314 | 200 | 63.7 | 2575 | 17 | 5 |
| 1996 Jim Harbaugh | 405 | 232 | 57.3 | 2630 | 13 | 11 |
| 1997 Jim Harbaugh | 309 | 189 | 61.2 | 2060 | 10 | 4 |
| 1998 Peyton Manning | 575 | 326 | 56.7 | 3739 | 26 | 28 |

PASS RECEPTIONS

| | No. | Yards | Avg. | Long | TD |
|-------------------|-----|-------|------|------|----|
| Dan Edwards | 35 | 312 | 8.9 | 32 | 3 |
| Dan Edwards | 40 | 531 | 13.3 | 42 | 1 |
| Jim Mutscheller | 33 | 518 | 15.7 | 48 | 7 |
| Jim Mutscheller | 44 | 715 | 16.3 | 53 | 6 |
| Raymond Berry | 47 | 800 | 17.0 | 67 | 6 |
| Raymond Berry | 56 | 794 | 14.2 | 54 | 9 |
| Raymond Berry | 66 | 959 | 14.5 | 55 | 14 |
| Raymond Berry | 74 | 1298 | 17.5 | 70 | 10 |
| Raymond Berry | 75 | 937 | 11.6 | 44 | 0 |
| Jimmy Orr | 55 | 974 | 17.7 | 80 | 11 |
| Tom Matte | 48 | 466 | 9.7 | 49 | 1 |
| Raymond Berry | 43 | 663 | 15.4 | 46 | 6 |
| Raymond Berry | 58 | 739 | 12.7 | 40 | 7 |
| Raymond Berry | 56 | 786 | 14.0 | 40 | 7 |
| Willie Richardson | 63 | 860 | 13.7 | 31 | 8 |
| John Mackey | 45 | 644 | 14.3 | 45 | 5 |
| Willie Richardson | 43 | 646 | 15.0 | 39 | 3 |
| Eddie Hinton | 47 | 733 | 15.3 | 40 | 5 |
| Tom Mitchell | 33 | 402 | 12.2 | 35 | 0 |
| Tom Mitchell | 40 | 494 | 12.3 | 34 | 4 |
| Tom Mitchell | 25 | 587 | 23.5 | 66 | 4 |
| Glenn Doughty | 72 | 544 | 7.6 | 24 | 2 |
| Lydell Mitchell | 60 | 544 | 9.1 | 35 | 4 |
| Lydell Mitchell | 60 | 555 | 9.3 | 40 | 3 |
| Lydell Mitchell | 71 | 620 | 8.7 | 38 | 4 |
| Joe Washington | 45 | 377 | 8.4 | 33 | 1 |
| Joe Washington | 82 | 750 | 9.1 | 43 | 3 |
| Roger Carr | 61 | 924 | 15.1 | 43 | 5 |
| Randy McMillan | 50 | 466 | 9.3 | 31 | 1 |
| Matt Bouza | 22 | 287 | 13.0 | 34 | 2 |
| Bernard Henry | 30 | 416 | 13.9 | 40 | 4 |
| Ray Butler | 43 | 664 | 15.4 | 74 | 6 |
| Pat Beach | 36 | 376 | 10.4 | 30 | 6 |
| Matt Bouza | 71 | 830 | 11.7 | 33 | 5 |
| Bill Brooks | 51 | 722 | 14.2 | 52 | 3 |
| Bill Brooks | 54 | 867 | 16.1 | 53 | 3 |
| Bill Brooks | 63 | 919 | 14.6 | 55 | 4 |
| Albert Bentley | 71 | 664 | 9.4 | 73 | 2 |
| Bill Brooks | 72 | 888 | 12.3 | 46 | 4 |
| Reggie Langhorne | 65 | 811 | 12.5 | 34 | 1 |
| Reggie Langhorne | 85 | 1038 | 12.2 | 72 | 3 |
| Floyd Turner | 52 | 593 | 11.4 | 28 | 6 |
| Marshall Faulk | 56 | 475 | 8.5 | 34 | 3 |
| Marvin Harrison | 64 | 836 | 13.1 | 41 | 8 |
| Marvin Harrison | 73 | 866 | 11.9 | 44 | 6 |
| Marshall Faulk | 86 | 908 | 10.6 | 78 | 4 |

KICKOFF RETURNS

| | No. | Yards | Avg. | Long | TD |
|-----------------------|-----|-------|------|------|----|
| 1953 Larry Coutre | 12 | 318 | 26.5 | 78 | 0 |
| 1954 Buddy Young | 13 | 308 | 23.7 | 30 | 0 |
| 1955 Bob White | 14 | 400 | 28.6 | 54 | 0 |
| 1956 Billy Vessels | 16 | 379 | 23.7 | 42 | 0 |
| 1957 Jack Call | 14 | 329 | 23.5 | 45 | 0 |
| 1958 Lenny Lyles | 11 | 398 | 36.2 | 103 | 2 |
| 1959 Johnny Sample | 17 | 457 | 26.9 | 80 | 0 |
| 1960 Johnny Sample | 18 | 519 | 28.8 | 94 | 1 |
| 1961 Lenny Lyles | 28 | 672 | 24.0 | 64 | 0 |
| 1962 Bake Turner | 20 | 504 | 25.2 | 37 | 0 |
| 1963 Tom Larrick | 16 | 331 | 20.7 | 34 | 0 |
| 1964 Tony Larrick | 13 | 385 | 29.6 | 71 | 0 |
| 1965 Alvin Haymond | 20 | 614 | 30.7 | 53 | 0 |
| 1966 Lenny Moore | 18 | 453 | 25.2 | 54 | 0 |
| 1967 Lenny Moore | 16 | 392 | 24.4 | 37 | 0 |
| 1968 Preston Pearson | 15 | 527 | 30.4 | 102 | 2 |
| 1969 Jim Duncan | 19 | 560 | 29.5 | 92 | 1 |
| 1970 Jim Duncan | 20 | 707 | 35.4 | 99 | 1 |
| 1971 Charlie Pittman | 14 | 330 | 23.6 | 37 | 0 |
| 1972 Bruce Laird | 29 | 843 | 29.1 | 73 | 0 |
| 1973 Cotton Speyrer | 17 | 496 | 29.1 | 101 | 1 |
| 1974 Bruce Laird | 19 | 499 | 26.3 | 55 | 0 |
| 1975 Bruce Laird | 31 | 799 | 25.8 | 65 | 0 |
| 1976 Howard Stevens | 30 | 710 | 23.7 | 83 | 0 |
| 1977 Bruce Laird | 24 | 541 | 22.5 | 35 | 0 |
| 1978 Marshall Johnson | 41 | 927 | 22.6 | 57 | 0 |
| 1979 Nesby Glasgow | 50 | 1126 | 22.5 | 58 | 0 |
| 1980 Nesby Glasgow | 33 | 743 | 22.5 | 44 | 0 |
| 1981 Zachary Dixon | 36 | 737 | 20.5 | 46 | 0 |
| 1982 Larry Anderson | 27 | 517 | 19.1 | 33 | 0 |
| 1983 Kendall Williams | 20 | 490 | 24.5 | 90 | 0 |
| 1984 Phil Smith | 32 | 651 | 20.3 | 96 | 1 |
| 1985 Albert Bentley | 27 | 674 | 25.0 | 48 | 0 |
| 1986 Albert Bentley | 32 | 687 | 21.5 | 37 | 0 |
| 1987 Albert Bentley | 22 | 500 | 22.7 | 45 | 0 |
| 1988 Albert Bentley | 39 | 775 | 19.9 | 40 | 0 |
| 1989 Clarence Verdin | 19 | 371 | 19.5 | 29 | 0 |
| 1990 Stacey Simmons | 19 | 348 | 18.3 | 34 | 0 |
| 1991 Clarence Verdin | 36 | 689 | 19.1 | 88 | 1 |
| 1992 Clarence Verdin | 39 | 815 | 20.9 | 42 | 0 |
| 1993 Clarence Verdin | 50 | 1050 | 21.0 | 38 | 0 |
| 1994 Ronald Humphrey | 35 | 783 | 22.4 | 95 | 1 |
| 1995 Aaron Bailey | 21 | 495 | 23.6 | 95 | 1 |
| 1996 Aaron Bailey | 43 | 1041 | 24.2 | 95 | 1 |
| 1997 Aaron Bailey | 55 | 1206 | 21.9 | 61 | 0 |
| 1998 Aaron Bailey | 34 | 759 | 22.3 | 44 | 0 |

PUNT RETURNS

| | No. | Yards | Avg. | Long | TD | FC |
|-------------------|-----|-------|------|------|----|----|
| George Toliaferro | 10 | 31 | 3.1 | 7 | 0 | 0 |
| Buddy Young | 14 | 60 | 4.3 | 16 | 0 | 0 |
| Bert Rechichar | 30 | 121 | 4.0 | 24 | 0 | 0 |
| Carl Taseff | 27 | 233 | 8.6 | 90 | 1 | 0 |
| Bert Rechichar | 22 | 71 | 3.2 | 22 | 0 | 0 |
| Carl Taseff | 29 | 196 | 6.8 | 33 | 0 | 0 |
| Carl Taseff | 15 | 104 | 6.9 | 25 | 0 | 0 |
| Johnny Sample | 14 | 101 | 7.2 | 26 | 0 | 0 |
| Bob Boyd | 18 | 173 | 9.6 | 46 | 0 | 0 |
| Bake Turner | 9 | 94 | 10.4 | 43 | 0 | 0 |
| Jerry Logan | 28 | 279 | 10.0 | 38 | 0 | 0 |
| Wendell Harris | 17 | 214 | 12.6 | 39 | 0 | 5 |
| Alvin Haymond | 41 | 403 | 9.8 | 55 | 0 | 9 |
| Alvin Haymond | 40 | 347 | 8.7 | 64 | 0 | 8 |
| Alvin Haymond | 26 | 155 | 6.0 | 31 | 0 | 4 |
| Rick Volk | 25 | 198 | 7.9 | 24 | 0 | 7 |
| Rick Volk | 10 | 58 | 5.8 | 14 | 0 | 6 |
| Ron Gardin | 28 | 330 | 11.8 | 80 | 1 | 20 |
| Rick Volk | 22 | 118 | 5.4 | 18 | 0 | 20 |
| Bruce Laird | 34 | 303 | 8.9 | 42 | 0 | 11 |
| Bruce Laird | 15 | 72 | 4.8 | 13 | 0 | 6 |
| Tim Berra | 16 | 114 | 7.1 | 14 | 0 | 2 |
| Howard Stevens | 36 | 396 | 11.0 | 53 | 0 | 8 |
| Howard Stevens | 39 | 31 | 7.9 | 44 | 0 | 9 |
| Howard Stevens | 34 | 301 | 8.9 | 24 | 0 | 6 |
| Marshall Johnson | 25 | 143 | 5.7 | 17 | 0 | 10 |
| Nesby Glasgow | 44 | 352 | 8.0 | 75 | 1 | 11 |
| Nesby Glasgow | 23 | 187 | 8.1 | 20 | 0 | 15 |
| David Shula | 10 | 50 | 5.0 | 11 | 0 | 7 |
| Larry Anderson | 54 | 6.8 | 0.8 | 28 | 0 | 4 |
| Larry Anderson | 20 | 138 | 6.9 | 20 | 0 | 7 |
| Larry Anderson | 27 | 182 | 6.7 | 19 | 0 | 7 |
| Robbie Martin | 40 | 443 | 11.1 | 70 | 1 | 7 |
| Bill Brooks | 18 | 141 | 7.8 | 18 | 0 | 7 |
| Bill Brooks | 22 | 136 | 6.2 | 17 | 0 | 9 |
| Clarence Verdin | 22 | 239 | 10.9 | 73 | 1 | 7 |
| Clarence Verdin | 23 | 296 | 12.9 | 49 | 1 | 5 |
| Clarence Verdin | 28 | 352 | 12.6 | 36 | 0 | 3 |
| Clarence Verdin | 25 | 163 | 6.6 | 22 | 0 | 10 |
| Clarence Verdin | 24 | 268 | 11.2 | 84 | 2 | 12 |
| Clarence Verdin | 30 | 173 | 5.8 | 24 | 0 | 17 |
| Dewell Brewer | 42 | 339 | 8.1 | 75 | 1 | 8 |
| Ray Buchanan | 16 | 113 | 7.1 | 17 | 0 | 4 |
| Marvin Harrison | 18 | 177 | 9.8 | 31 | 0 | 9 |
| Brian Stablein | 17 | 133 | 7.8 | 20 | 0 | 9 |
| Aaron Bailey | 19 | 176 | 9.3 | 33 | 0 | 4 |

| INTERCEPTIONS | | | | | | PUNTING | | | | | | |
|---------------|---------------------------|-------|------|------|-----|---------|-------------------|------|------|-------|----|---|
| | No. | Yards | Avg. | Long | TD | No. | Yards | Avg. | Long | Blk | | |
| 1953 | Tom Keane | 11 | 118 | 10.7 | 35 | 0 | George Taliaferro | 65 | 2437 | 37.5 | 61 | 0 |
| 1954 | Dan Shula | 5 | 84 | 16.8 | 25 | 0 | Cotton Davidson | 72 | 2678 | 37.2 | 55 | 1 |
| | Tom Keane | 5 | 22 | 4.4 | 7 | 0 | | | | | | |
| 1955 | Bert Rechichar | 6 | 109 | 18.2 | 40 | 0 | Monte Brethauer | 55 | 2161 | 39.3 | 56 | 0 |
| 1956 | Bert Rechichar | 4 | 63 | 15.8 | 42 | 0 | Bert Rechichar | 33 | 1277 | 38.7 | 56 | 0 |
| 1957 | Milt Davis | 10 | 219 | 21.9 | 75 | 2 | Cotton Davidson | 47 | 1663 | 35.4 | 56 | 0 |
| 1958 | Andy Nelson | 8 | 199 | 24.9 | 69 | 1 | Ray Brown | 41 | 1635 | 39.9 | 60 | 0 |
| | Ray Brown | 8 | 149 | 18.6 | 30 | 0 | | | | | | |
| 1959 | Milt Davis | 7 | 119 | 17.0 | 57 | 1 | Dave Sherer | 51 | 2132 | 41.8 | 60 | 0 |
| | Don Shinnick | 7 | 70 | 10.0 | 23 | 0 | | | | | | |
| 1960 | Bob Boyd | 7 | 132 | 18.9 | 74 | 0 | Ray Brown | 52 | 2001 | 38.5 | 55 | 0 |
| 1961 | Gary Glick | 4 | 18 | 4.5 | 10 | 0 | Tom Gilburg | 42 | 1804 | 43.0 | 61 | 0 |
| 1962 | Bob Boyd | 7 | 163 | 23.3 | 38 | 0 | Tom Gilburg | 57 | 2384 | 41.8 | 62 | 0 |
| 1963 | Jim Welch | 4 | 49 | 12.3 | 15 | 0 | Tom Gilburg | 52 | 2173 | 41.8 | 64 | 0 |
| 1964 | Bob Boyd | 9 | 185 | 20.6 | 47 | 0 | Joe Don Looney | 32 | 1358 | 42.4 | 64 | 0 |
| 1965 | Bob Boyd | 9 | 78 | 8.7 | 24 | 1 | Tom Gilburg | 54 | 2139 | 39.6 | 66 | 0 |
| 1966 | Bob Boyd | 6 | 114 | 19.0 | 37 | 1 | David Lee | 49 | 2233 | 45.6 | 64 | 1 |
| 1967 | Bob Boyd | 6 | 145 | 24.2 | 41 | 1 | David Lee | 49 | 2079 | 42.4 | 68 | 0 |
| | Rick Volk | 6 | 145 | 24.2 | 94 | 1 | | | | | | |
| 1968 | Bob Boyd | 8 | 160 | 20.0 | 49 | 1 | David Lee | 49 | 1833 | 39.4 | 59 | 1 |
| 1969 | Rick Volk | 4 | 36 | 9.0 | 23 | 0 | David Lee | 57 | 2580 | 45.3 | 66 | 0 |
| 1970 | Jerry Logan | 6 | 92 | 15.3 | 33 | 2 | David Lee | 63 | 2820 | 44.7 | 62 | 1 |
| 1971 | Charlie Stukes | 8 | 95 | 11.9 | 40 | 0 | David Lee | 62 | 2542 | 41.0 | 76 | 0 |
| 1972 | Charlie Stukes | 5 | 23 | 4.6 | 11 | 0 | David Lee | 57 | 2400 | 42.1 | 60 | 1 |
| 1973 | Stan White | 4 | 40 | 10.0 | 22 | 1 | David Lee | 62 | 2398 | 38.7 | 60 | 2 |
| 1974 | Mike Curtis | 3 | 24 | 8.0 | 11 | 0 | David Lee | 71 | 2634 | 37.1 | 58 | 1 |
| 1975 | Stan White | 8* | 135 | 16.9 | 32 | 1 | David Lee | 86 | 3402 | 39.6 | 62 | 1 |
| 1976 | Jackie Wallace | 5 | 105 | 21.0 | 41 | 0 | David Lee | 59 | 2342 | 39.7 | 56 | 0 |
| 1977 | Lyle Blackwood | 10 | 163 | 16.3 | 37 | 0 | David Lee | 82 | 3142 | 38.3 | 59 | 2 |
| 1978 | Norm Thompson | 6 | 52 | 8.7 | 31 | 0 | David Lee | 92 | 3513 | 38.2 | 67 | 2 |
| 1979 | Sanders Shiver | 4 | 85 | 21.2 | 52 | 0 | Bucky Dilts | 99 | 3657 | 36.9 | 53 | 2 |
| | Lyle Blackwood | 4 | 63 | 15.8 | 27 | 0 | | | | | | |
| | Larry Braziel | 4 | 49 | 12.2 | 31† | 1 | | | | | | |
| 1980 | Bruce Laird | 5 | 71 | 14.2 | 18 | 0 | Mike Bragg | 82 | 3203 | 39.1 | 59 | 2 |
| 1981 | Bruce Laird | 3 | 59 | 19.7 | 24 | 0 | Mike Garrett | 78 | 3071 | 39.4 | 57 | 0 |
| | Larry Braziel | 3 | 35 | 11.7 | 27 | 0 | | | | | | |
| 1982 | Kim Anderson | 2 | 25 | 12.5 | 25 | 0 | Rohn Stark | 46 | 2044 | 44.4 | 60 | 0 |
| 1983 | Derrick Hatchett | 4 | 36 | 9.0 | 25 | 0 | Rohn Stark | 91 | 4124 | 45.3* | 68 | 0 |
| 1984 | Eugene Daniel | 6 | 25 | 4.2 | 18 | 0 | Rohn Stark | 98 | 4383 | 44.7 | 72 | 0 |
| 1985 | Eugene Daniel | 8 | 53 | 6.6 | 29 | 0 | Rohn Stark | 78 | 3584 | 45.9* | 68 | 2 |
| 1986 | Leonard Coleman | 4 | 36 | 9.0 | 31 | 0 | Rohn Stark | 76 | 3432 | 45.2* | 63 | 0 |
| 1987 | Mike Prior | 6 | 57 | 9.5 | 38 | 0 | Rohn Stark | 61 | 2440 | 40.0 | 63 | 2 |
| 1988 | Willie Tullis | 4 | 36 | 9.0 | 20 | 0 | Rohn Stark | 64 | 2784 | 43.5 | 65 | 0 |
| 1989 | Keith Taylor | 7 | 225 | 32.1 | 80† | 1 | Rohn Stark | 79 | 3392 | 42.9 | 64 | 1 |
| 1990 | Mike Prior | 3 | 66 | 22.0 | 36 | 0 | Rohn Stark | 71 | 3084 | 43.4 | 61 | 1 |
| 1991 | John Baylor | 4 | 50 | 12.5 | 32 | 0 | Rohn Stark | 82 | 3492 | 42.6 | 65 | 0 |
| 1992 | Mike Prior | 6 | 44 | 7.3 | 19 | 0 | Rohn Stark | 83 | 3716 | 44.8 | 64 | 0 |
| 1993 | Ray Buchanan | 4 | 45 | 11.3 | 28 | 0 | Rohn Stark | 83 | 3595 | 43.3 | 65 | 0 |
| 1994 | Ray Buchanan | 8 | 221 | 27.6 | 90† | 3 | Rohn Stark | 73 | 3092 | 42.4 | 60 | 1 |
| 1995 | Eugene Daniel | 3 | 142 | 47.3 | 97† | 1 | Chris Gardocki | 63 | 2681 | 42.6 | 69 | 0 |
| | Ashley Ambrose | 3 | 12 | 4.0 | 7 | 0 | | | | | | |
| 1996 | Jason Belsler | 4 | 81 | 20.3 | 44† | 2 | Chris Gardocki | 68 | 3105 | 45.7 | 61 | 0 |
| 1997 | Jason Belsler | 2 | 121 | 60.5 | 50† | 1 | Chris Gardocki | 67 | 3034 | 45.3 | 72 | 0 |
| 1998 | (Seven players tied at 1) | | | | | | Chris Gardocki | 79 | 3583 | 45.4 | 62 | 0 |

*NFL Record (Linebackers)

| 100-YARD RUSHER | | 100-YARD RECEIVER | | 300-YARD PASSER | |
|-----------------|--|-------------------|---------|-----------------|---------------|
| Tom Matte | 13-120-1 | Raymond Berry | 7-130-0 | John Unitas | 21-37-323-1-0 |
| RESULT: | Colts beat the L.A. Rams, 19-16, on 12/15/63 | | | | |
| Lydell Mitchell | 27-112-0 | Glenn Doughty | 3-102-0 | Bert Jones | 14-22-306-2-1 |
| | | Roger Carr | 2-136-1 | | |
| RESULT: | Colts beat Buffalo in Buffalo, 42-35, on 11/9/75 | | | | |
| Lydell Mitchell | 27-106-0 | Roger Carr | 6-198-3 | Bert Jones | 14-29-301-3-3 |
| RESULT: | Colts beat Cincinnati, 28-27, on 9/19/76 | | | | |
| Marshall Faulk | 17-192-1 | Torrance Small | 9-153-1 | Peyton Manning | 27-42-357-3-1 |
| RESULT: | Baltimore beats Colts in Baltimore, 38-31, on 11/29/98 | | | | |

COLTS ALLTIME STATISTICS

RUSHING

| PLAYER | Ath. | Yds. | Avg. | TD |
|--------------------|------|------|------|----|
| Lydell Mitchell | 1391 | 5487 | 3.9 | 27 |
| Marshall Faulk | 1389 | 5320 | 3.8 | 42 |
| Eric Dickerson | 1258 | 5194 | 4.1 | 32 |
| Lenny Moore | 1069 | 5174 | 4.8 | 63 |
| Tom Matte | 1202 | 4646 | 3.9 | 45 |
| Alon Ameche | 964 | 4045 | 4.2 | 40 |
| Randy McMillan | 990 | 3876 | 3.9 | 24 |
| Joe Washington | 800 | 3490 | 4.4 | 26 |
| Jerry Hill | 706 | 2666 | 3.8 | 22 |
| Don McCauley | 770 | 2627 | 3.4 | 40 |
| Albert Bentley | 526 | 2355 | 4.5 | 19 |
| Joe Washington | 626 | 2342 | 3.7 | 5 |
| John Unitas | 450 | 1777 | 4.0 | 13 |
| Tony Lorick | 439 | 1769 | 4.0 | 14 |
| Roosevelt Potts | 322 | 1357 | 4.2 | 1 |
| Bert Jones | 236 | 1356 | 5.7 | 14 |
| L.G. Dupre | 356 | 1339 | 3.8 | 8 |
| Norm Bulaich | 318 | 1276 | 4.0 | 12 |
| Roosevelt Leaks | 350 | 1268 | 3.6 | 14 |
| George Winsley | 279 | 1160 | 4.2 | 9 |
| Joe Perry | 262 | 1034 | 4.0 | 3 |
| Anthony Johnson | 295 | 1017 | 3.4 | 1 |
| Don Nottingham | 246 | 972 | 4.0 | 9 |
| Ron Lee | 206 | 940 | 4.6 | 5 |
| Jim Harbaugh | 175 | 856 | 4.9 | 2 |
| Bill Olds | 249 | 856 | 3.4 | 5 |
| Mike Pagel | 124 | 832 | 6.6 | 4 |
| Alex Hawkins | 208 | 787 | 3.8 | 10 |
| George Taliaferro | 150 | 636 | 4.3 | 2 |
| Terry Cole | 176 | 622 | 3.5 | 5 |
| Lamont Warren | 185 | 603 | 3.3 | 5 |
| Zachary Dixon | 136 | 548 | 4.0 | 1 |
| John Huzar | 138 | 544 | 4.0 | 4 |
| Don Hardeman | 157 | 536 | 3.4 | 3 |
| Buddy Young | 142 | 533 | 3.8 | 3 |
| Ken Clark | 161 | 510 | 3.2 | 0 |
| Owen Gill | 98 | 490 | 5.0 | 3 |
| Rodney Culver | 186 | 471 | 2.5 | 10 |
| Zack Crockett | 129 | 469 | 3.6 | 1 |
| Cleveland Franklin | 147 | 468 | 3.2 | 3 |
| Marty Domres | 88 | 461 | 5.2 | 6 |
| George Shaw | 98 | 391 | 4.0 | 5 |
| Mark Smolinski | 116 | 363 | 3.1 | 1 |
| Alvin Moore | 95 | 332 | 3.5 | 3 |
| Frank Middleton | 105 | 310 | 3.0 | 2 |
| Zollie Toth | 86 | 303 | 3.5 | 1 |
| Billy Pricer | 92 | 303 | 3.3 | 2 |
| Jack Call | 70 | 299 | 4.3 | 0 |
| Sam Havrilak | 73 | 289 | 4.0 | 3 |
| J.W. Lockett | 81 | 273 | 3.4 | 0 |
| Royce Womble | 91 | 266 | 2.9 | 0 |
| Tom Nowatzke | 77 | 260 | 3.4 | 1 |
| Cliff Groce | 56 | 250 | 4.5 | 0 |
| Chuck Banks | 50 | 245 | 4.9 | 0 |
| Mike Sommer | 67 | 237 | 3.5 | 2 |
| Carl Taseff | 47 | 234 | 5.0 | 1 |
| Billy Vessels | 44 | 215 | 4.9 | 2 |
| Jack Maitland | 74 | 209 | 2.8 | 1 |
| Glenn Doughty | 26 | 202 | 7.8 | 0 |
| Chris Chandler | 53 | 196 | 3.7 | 4 |
| Marvin Sims | 54 | 186 | 3.4 | 2 |
| Art Schlichter | 22 | 161 | 7.3 | 1 |
| Timmy Brown | 38 | 159 | 4.2 | 2 |
| Preston Pearson | 43 | 159 | 3.8 | 0 |
| Jack Trudeau | 91 | 156 | 1.7 | 3 |
| Clarence Verdin | 16 | 153 | 9.6 | 0 |
| Greg Landry | 39 | 152 | 3.9 | 1 |
| Tim Manoa | 27 | 144 | 5.3 | 1 |
| Chuck McPhail | 53 | 138 | 2.6 | 0 |
| John Mackey | 19 | 127 | 6.7 | 0 |
| Joe Don Looney | 23 | 127 | 5.5 | 1 |
| Eddie Hinton | 10 | 111 | 11.1 | 2 |
| Jeff George | 54 | 103 | 1.9 | 2 |
| Vince Workman | 33 | 96 | 2.9 | 0 |
| Fred Enke | 33 | 94 | 2.9 | 0 |
| Ronald Humphrey | 20 | 91 | 4.6 | 0 |
| Jim Welch | 8 | 89 | 11.1 | 1 |
| Gordon Brown | 19 | 85 | 4.5 | 1 |
| Ray Perkins | 10 | 77 | 7.7 | 0 |
| Newton Williams | 28 | 77 | 2.8 | 0 |
| Bill Brooks | 15 | 76 | 5.1 | 0 |
| Peyton Manning | 15 | 62 | 4.1 | 0 |

| PLAYER | Ath. | Yds. | Avg. | TD |
|-------------------|------|------|------|----|
| Chris McLemore | 17 | 58 | 3.4 | 0 |
| Gary Kerkerion | 28 | 56 | 2.0 | 2 |
| Aaron Bailey | 4 | 54 | 13.5 | 0 |
| Tom Kalmanir | 16 | 53 | 3.3 | 0 |
| Blair Kiel | 7 | 50 | 7.1 | 0 |
| Ray Jefferson | 4 | 47 | 11.8 | 0 |
| Ivy Joe Hunter | 13 | 47 | 3.6 | 0 |
| Hubert Ginn | 16 | 47 | 2.9 | 0 |
| Dick Young | 22 | 46 | 2.1 | 0 |
| Perry Lee Dunn | 13 | 45 | 3.5 | 0 |
| Ricky Turner | 16 | 42 | 2.6 | 2 |
| Ben Garry | 13 | 41 | 3.2 | 0 |
| Gary Cuzzo | 17 | 41 | 2.4 | 0 |
| Lenny Lyles | 22 | 41 | 1.9 | 1 |
| Bob Boyd | 3 | 38 | 12.7 | 0 |
| Don Majkowski | 26 | 38 | 1.5 | 3 |
| Earl Marrall | 19 | 37 | 1.9 | 1 |
| Mike Kirkland | 8 | 35 | 4.4 | 0 |
| Burrell Shields | 10 | 34 | 3.4 | 0 |
| Harry Hugasion | 12 | 34 | 2.8 | 0 |
| Ed Mioduszewski | 3 | 33 | 11.0 | 1 |
| Matt Koller | 4 | 33 | 8.3 | 1 |
| Cotton Davidson | 11 | 31 | 2.8 | 0 |
| Wayne Capets | 4 | 29 | 7.3 | 1 |
| Mark Reed | 2 | 27 | 13.5 | 0 |
| Willie Richardson | 2 | 27 | 13.5 | 0 |
| Keith Elias | 8 | 24 | 3.0 | 0 |
| Robbie Martin | 1 | 23 | 23.0 | 0 |
| Jim Ward | 5 | 23 | 4.6 | 0 |
| Jack Mildren | 5 | 22 | 4.4 | 0 |
| Ray Brown | 5 | 20 | 4.0 | 0 |
| Andre Rison | 3 | 18 | 6.0 | 0 |
| Bake Turner | 1 | 17 | 17.0 | 0 |
| Ed Toner | 3 | 17 | 5.7 | 0 |
| Tom Mitchell | 2 | 16 | 8.0 | 0 |
| Bill Troup | 30 | 16 | 0.5 | 2 |
| Craig Heyward | 6 | 15 | 2.5 | 0 |
| Gary Hogenboom | 24 | 15 | 0.6 | 2 |
| Jimmy Orr | 1 | 14 | 14.0 | 0 |
| Craig Erickson | 9 | 14 | 1.6 | 0 |
| Jack DeBello | 14 | 14 | 1.0 | 0 |
| Dean Renfro | 4 | 13 | 3.3 | 0 |
| Matt Bouza | 1 | 12 | 12.0 | 0 |
| Browning Nagle | 1 | 12 | 12.0 | 0 |
| Freddie Scott | 2 | 12 | 6.0 | 0 |
| Bruce Perkins | 4 | 11 | 2.8 | 0 |
| Paul Justin | 11 | 10 | 0.9 | 0 |
| Bob Clemens | 2 | 9 | 4.5 | 0 |
| Tom Tupa | 3 | 9 | 3.0 | 0 |
| Jim O'Brien | 3 | 9 | 3.0 | 0 |
| Raymond Butler | 4 | 9 | 2.3 | 0 |
| Jessie Hester | 4 | 9 | 2.3 | 0 |
| Maurice Carthon | 4 | 9 | 2.3 | 0 |
| Marvin Harrison | 5 | 8 | 1.6 | 0 |
| John Sample | 1 | 7 | 7.0 | 0 |
| John Andrews | 5 | 6 | 1.2 | 0 |
| Tom Ramsey | 4 | 5 | 1.3 | 0 |
| Kelly Holcomb | 5 | 5 | 1.0 | 0 |
| Lamar McHan | 8 | 5 | 0.6 | 0 |
| Walter Bryan | 2 | 4 | 2.0 | 0 |
| Mike Garrett | 2 | 4 | 2.0 | 0 |
| Dennis Nelson | 0 | 3 | 0.0 | 0 |
| Howard Stevens | 1 | 3 | 3.0 | 1 |
| Johnnie Wright | 1 | 3 | 3.0 | 0 |
| Stan White | 1 | 3 | 3.0 | 0 |
| Charlie Pittman | 2 | 3 | 1.5 | 0 |
| Melvin Charver | 2 | 3 | 1.5 | 0 |
| Don Shuler | 2 | 3 | 1.5 | 0 |
| Joe Orduna | 2 | 3 | 1.5 | 1 |
| Larry Conjar | 2 | 3 | 1.5 | 0 |
| Rohn Stark | 7 | 3 | 0.4 | 0 |
| Torance Small | 1 | 2 | 2.0 | 0 |
| Harold Lewis | 4 | 2 | 0.5 | 0 |
| Raymond Chester | 1 | 1 | 1.0 | 0 |
| Cotton Speyzer | 1 | 1 | 1.0 | 0 |
| Steve Myhra | 1 | 1 | 1.0 | 0 |
| Nate Rechichar | 1 | 1 | 1.0 | 0 |
| Bert Craddock | 1 | 1 | 1.0 | 0 |
| Terry Nugent | 2 | 1 | 0.5 | 0 |
| Ed Kovac | 4 | 1 | 0.3 | 0 |
| Mike Curtis | 6 | 1 | 0.2 | 0 |
| Kim Anderson | 1 | 0 | 0.0 | 0 |
| Bob Felts | 2 | 0 | 0.0 | 0 |
| Kerwin Bell | 1 | -1 | -1.0 | 0 |

| PLAYER | Ath. | Yds. | Avg. | TD |
|------------------|------|------|-------|----|
| Barry Krauss | 1 | -1 | -1.0 | 0 |
| Ed Brown | 1 | -2 | -2.0 | 0 |
| Jerome Pathon | 3 | -2 | -0.7 | 0 |
| Mark Herrmann | 5 | -3 | -0.6 | 0 |
| Floyd Turner | 3 | -3 | -1.0 | 0 |
| Ollie Smith | 1 | -3 | -3.0 | 0 |
| Dick Nyers | 1 | -4 | -4.0 | 0 |
| Reggie Langhorne | 1 | -7 | -7.0 | 0 |
| Darvell Huffmann | 1 | -8 | -8.0 | 0 |
| Roger Carr | 1 | -8 | -8.0 | 0 |
| Phil Smith | 2 | -10 | -5.0 | 0 |
| Bucky Dilis | 1 | -14 | -14.0 | 0 |
| David Lee | 8 | -18 | -2.3 | 0 |

RECEIVING

| PLAYER | No. | Yds. | Avg. | TD |
|-------------------|-----|------|------|----|
| Raymond Berry | 631 | 9275 | 14.7 | 68 |
| Bill Brooks | 411 | 5818 | 14.2 | 28 |
| Lenny Moore | 363 | 6039 | 16.6 | 48 |
| Don McCauley | 333 | 3026 | 9.1 | 17 |
| John Mackey | 320 | 5127 | 16.0 | 38 |
| Jimmy Orr | 303 | 5859 | 19.3 | 50 |
| Lydell Mitchell | 298 | 2523 | 8.5 | 14 |
| Marshall Faulk | 297 | 2804 | 9.4 | 9 |
| Roger Carr | 254 | 4770 | 18.8 | 29 |
| Sean Dawkins | 251 | 3511 | 14.0 | 12 |
| Tom Matte | 249 | 2869 | 11.5 | 12 |
| Matt Bouza | 234 | 3064 | 13.1 | 17 |
| Jessie Hester | 230 | 3304 | 14.4 | 13 |
| Albert Bentley | 226 | 2245 | 9.9 | 8 |
| Jim Mutscheller | 220 | 3684 | 16.8 | 40 |
| Glenn Doughty | 219 | 3547 | 16.2 | 24 |
| Marvin Harrison | 196 | 2478 | 12.6 | 21 |
| Willie Richardson | 188 | 2883 | 15.3 | 24 |
| Joe Washington | 178 | 1621 | 9.1 | 7 |
| Raymond Butler | 169 | 2890 | 17.1 | 24 |
| Randy McMillan | 164 | 1356 | 8.3 | 2 |
| Pat Beach | 155 | 1483 | 9.6 | 12 |
| Anthony Johnson | 151 | 1336 | 8.8 | 5 |
| Reggie Langhorne | 150 | 1849 | 12.3 | 4 |
| Raymond Chester | 148 | 2122 | 14.3 | 11 |
| Ken Dilger | 142 | 1821 | 12.8 | 12 |
| Eric Dickerson | 138 | 1082 | 7.8 | 3 |
| Tom Mitchell | 133 | 1786 | 13.4 | 19 |
| Curtis Dickey | 124 | 1499 | 12.1 | 8 |
| Jerry Hill | 117 | 970 | 8.3 | 3 |
| Kerry Cash | 103 | 1131 | 11.0 | 7 |
| Alon Ameche | 101 | 733 | 7.3 | 4 |
| Eddie Hinton | 96 | 1584 | 16.5 | 9 |
| Mark Boyer | 95 | 898 | 9.5 | 5 |
| Ray Perkins | 93 | 1528 | 16.4 | 11 |
| Reese McCall | 89 | 1338 | 15.0 | 12 |
| Floyd Turner | 87 | 1024 | 11.8 | 10 |
| Alex Hawkins | 85 | 1090 | 12.8 | 10 |
| Clarence Verdin | 80 | 1267 | 15.8 | 7 |
| L.G. Dupre | 77 | 866 | 11.3 | 5 |
| Tim Sherwin | 76 | 1002 | 13.2 | 2 |
| Dan Edwards | 75 | 843 | 11.2 | 4 |
| Roosevelt Potts | 73 | 668 | 9.2 | 2 |
| Lamont Warren | 73 | 616 | 8.4 | 1 |
| Aaron Bailey | 67 | 1040 | 15.5 | 6 |
| Tracy Porter | 67 | 974 | 14.5 | 2 |
| Tony Lorick | 60 | 617 | 10.3 | 2 |
| George Winsley | 60 | 527 | 8.8 | 0 |
| Joe Perry | 56 | 516 | 9.2 | 1 |
| Lloyd Colterayhn | 54 | 664 | 12.3 | 3 |
| Bill Olds | 53 | 343 | 6.5 | 4 |
| Andre Rison | 52 | 820 | 15.8 | 4 |
| Brian Steinblein | 51 | 540 | 10.6 | 2 |
| Sam Havrilak | 50 | 738 | 14.8 | 4 |
| Bernard Henry | 50 | 696 | 13.9 | 6 |
| Jerome Pathon | 50 | 511 | 10.2 | 1 |
| Royce Womble | 47 | 601 | 12.8 | 5 |
| Buddy Young | 46 | 899 | 19.5 | 7 |
| Torance Small | 45 | 681 | 15.1 | 7 |
| Norm Bulaich | 45 | 407 | 9.0 | 2 |
| Ray Jefferson | 44 | 749 | 17.0 | 7 |
| Ken Clark | 43 | 314 | 7.3 | 0 |
| Don Nottingham | 42 | 289 | 6.8 | 0 |
| Marcus Pollard | 40 | 511 | 12.8 | 5 |
| Freddie Scott | 39 | 619 | 15.9 | 2 |
| Zachary Dixon | 38 | 356 | 9.4 | 1 |
| Rodney Culver | 37 | 322 | 8.7 | 3 |

| PLAYER | No. | Yds. | Avg. | TD |
|--------------------|-----|------|------|----|
| Roosevelt Leaks | 35 | 317 | 9.1 | 3 |
| Don Hardeman | 35 | 203 | 5.8 | 1 |
| Wayne Capers | 34 | 556 | 16.4 | 4 |
| Cotton Speyer | 34 | 535 | 15.7 | 5 |
| George Talianferro | 34 | 468 | 13.8 | 3 |
| Charles Arbuckle | 33 | 282 | 8.5 | 1 |
| Mike Siani | 30 | 539 | 18.0 | 4 |
| Randy Burke | 30 | 489 | 16.3 | 3 |
| Des Mackey | 29 | 462 | 15.9 | 4 |
| Zack Crockett | 29 | 244 | 8.4 | 1 |
| Cleveland Franklin | 29 | 212 | 7.3 | 0 |
| Mack Alton | 28 | 374 | 11.6 | 3 |
| R.C. Owens | 26 | 314 | 12.1 | 2 |
| Ron Lee | 24 | 160 | 6.7 | 1 |
| Stanley Morgan | 23 | 364 | 15.8 | 5 |
| Mel Embree | 23 | 272 | 11.8 | 1 |
| Walter Murray | 22 | 373 | 17.0 | 3 |
| Mark Smolinski | 22 | 228 | 10.4 | 2 |
| Terry Cole | 22 | 140 | 6.6 | 1 |
| Owen Gill | 21 | 189 | 9.0 | 0 |
| Frank Middleton | 20 | 166 | 8.3 | 1 |
| Carl Taseff | 18 | 175 | 9.7 | 1 |
| J.W. Lockett | 16 | 158 | 9.9 | 1 |
| Tom Nowatzke | 16 | 93 | 5.8 | 0 |
| Dick Bielski | 15 | 200 | 13.3 | 2 |
| Jerry Richardson | 15 | 171 | 11.4 | 4 |
| E.G. Green | 15 | 177 | 11.8 | 1 |
| Alvin Moore | 15 | 90 | 6.0 | 0 |
| Dave Young | 14 | 164 | 11.7 | 2 |
| Cliff Grace | 13 | 106 | 8.2 | 0 |
| Billy Pricer | 13 | 94 | 7.2 | 1 |
| Jim O'Brien | 12 | 291 | 24.2 | 2 |
| Billy Vessels | 11 | 177 | 16.1 | 1 |
| Robbie Martin | 11 | 169 | 15.4 | 0 |
| Butch Wilson | 11 | 151 | 13.7 | 3 |
| Zollie Toth | 11 | 51 | 4.6 | 0 |
| Mark Bellini | 10 | 133 | 13.3 | 0 |
| Monte Brethauer | 10 | 133 | 13.3 | 0 |
| James Noble | 10 | 78 | 7.8 | 2 |
| Buck McPhail | 10 | 38 | 3.8 | 0 |
| Oliver Williams | 9 | 175 | 19.4 | 1 |
| Art DeCarlo | 9 | 126 | 14.0 | 0 |
| Jack Maitland | 9 | 67 | 7.4 | 1 |
| Marvin Sims | 9 | 64 | 7.1 | 0 |
| Chuck Banks | 9 | 50 | 5.6 | 0 |
| Mike Sommer | 8 | 142 | 17.8 | 0 |
| Flipper Anderson | 8 | 111 | 13.9 | 2 |
| Mark Jackson | 8 | 97 | 12.1 | 1 |
| Bob Mrosko | 8 | 90 | 11.3 | 0 |
| Jack Call | 8 | 46 | 5.8 | 0 |
| Bert Rechichar | 7 | 185 | 26.4 | 3 |
| Brian DeRo | 7 | 154 | 22.0 | 1 |
| Greg LaFleur | 7 | 56 | 8.0 | 0 |
| Freston Pearson | 6 | 134 | 22.3 | 2 |
| Victor Oatis | 6 | 93 | 15.5 | 0 |
| Jack Bighead | 6 | 89 | 14.8 | 0 |
| Clarence Weathers | 6 | 62 | 10.3 | 0 |
| John Huzvar | 6 | 55 | 9.2 | 1 |
| Marshall Johnson | 5 | 137 | 27.4 | 2 |
| Sammie Martin | 5 | 119 | 23.8 | 0 |
| James Pruitt | 5 | 71 | 14.2 | 1 |
| Perry Lee Dunn | 5 | 40 | 8.0 | 0 |
| John Brandes | 5 | 35 | 7.0 | 0 |
| Ronald Humphrey | 5 | 30 | 6.0 | 0 |
| Lenny Lyles | 5 | 24 | 4.8 | 1 |
| Aaron Cox | 4 | 59 | 14.8 | 0 |
| Timmy Brown | 4 | 53 | 13.3 | 0 |
| James Harbour | 4 | 46 | 11.5 | 0 |
| Newton Williams | 4 | 46 | 11.5 | 0 |
| Vince Workman | 4 | 36 | 9.0 | 0 |

| PLAYER | No. | Yds. | Avg. | TD |
|------------------|-----|------|-------|----|
| Stacey Simmons | 4 | 33 | 8.3 | 0 |
| Ben Garry | 4 | 18 | 4.5 | 0 |
| Tom Keane | 3 | 61 | 20.3 | 0 |
| Tom Keane | 3 | 56 | 18.7 | 0 |
| Harold Lewis | 3 | 54 | 18.0 | 0 |
| Jimmie Kennedy | 3 | 47 | 15.7 | 1 |
| Greg Hawthorne | 3 | 41 | 13.7 | 0 |
| Harry Huginson | 3 | 32 | 10.7 | 0 |
| Tom Kainmar | 3 | 31 | 10.3 | 1 |
| Billy Shields | 3 | 27 | 9.0 | 0 |
| Joe Jones | 3 | 25 | 8.3 | 1 |
| Chris Doering | 3 | 22 | 7.3 | 0 |
| Scott Slutzker | 3 | 22 | 7.3 | 0 |
| Darvill Huffman | 3 | 14 | 4.7 | 0 |
| Maurice Corihon | 3 | 10 | 3.3 | 0 |
| Hubert Ginn | 3 | 2 | 0.7 | 0 |
| Nance Perkins | 3 | -2 | -0.7 | 0 |
| Mike Prior | 2 | 57 | 28.5 | 0 |
| Ed Keacac | 2 | 51 | 25.5 | 0 |
| Hickdy Smith | 2 | 36 | 18.0 | 0 |
| Ed Keacac | 2 | 27 | 13.5 | 0 |
| Ricky Thompson | 2 | 26 | 13.0 | 0 |
| Mark Stock | 2 | 24 | 12.0 | 0 |
| Neil Petties | 2 | 20 | 10.0 | 1 |
| Shannon Baker | 2 | 15 | 7.5 | 0 |
| Dick Young | 2 | 15 | 7.5 | 0 |
| Bradford Banta | 2 | 13 | 6.5 | 1 |
| Bill Pennington | 2 | 9 | 4.5 | 0 |
| Chris McElmore | 2 | 9 | 4.5 | 0 |
| Tim Manoa | 2 | 5 | 2.5 | 0 |
| Bake Turner | 1 | 111 | 111.0 | 1 |
| John Mosier | 1 | 53 | 53.0 | 0 |
| Reggie Thornton | 1 | 38 | 38.0 | 0 |
| Brian Baldinger | 1 | 37 | 37.0 | 0 |
| Kellie Johnson | 1 | 15 | 15.0 | 0 |
| James Coley | 1 | 13 | 13.0 | 0 |
| Johnnie Wright | 1 | 12 | 12.0 | 0 |
| Steve Wright | 1 | 12 | 12.0 | 0 |
| Don Allen | 1 | 11 | 11.0 | 0 |
| Keith Elias | 1 | 11 | 11.0 | 0 |
| Craig Hayward | 1 | 9 | 9.0 | 0 |
| Dave Sherer | 1 | 9 | 9.0 | 0 |
| Joe Orduna | 1 | 8 | 8.0 | 0 |
| Carlos Esheredge | 1 | 6 | 6.0 | 0 |
| Mike Pzgal | 1 | 6 | 6.0 | 0 |
| Don Shula | 1 | 6 | 6.0 | 0 |
| Barry Krauss | 1 | 5 | 5.0 | 1 |
| Ed Toner | 1 | 5 | 5.0 | 0 |
| Mike Curtis | 1 | 5 | 5.0 | 0 |
| Dick Szymanski | 1 | 5 | 5.0 | 0 |
| Bill Schultz | 1 | 3 | 3.0 | 1 |
| Tarik Glenn | 1 | 3 | 3.0 | 0 |
| Scott Greene | 1 | 2 | 2.0 | 0 |
| Joe Don Looney | 1 | 1 | 1.0 | 1 |
| John Andrews | 1 | 1 | 1.0 | 1 |
| Chris Hinton | 1 | 1 | 1.0 | 0 |
| John Unitas | 1 | 1 | 1.0 | 0 |
| Ken Huff | 1 | -1 | -1.0 | 0 |
| Ray Donaldson | 1 | -3 | -3.0 | 0 |
| Ben Uitt | 1 | -4 | -4.0 | 0 |
| Jim Harbaugh | 1 | -9 | -9.0 | 0 |
| Gino Marchetti | 0 | 19 | 0.0 | 0 |

PASSING

| PLAYER | Att. | Comp. | Yds. | TD | Int. |
|--------------------|------|-------|-------|-----|------|
| John Unitas | 5110 | 2796 | 39768 | 287 | 246 |
| Bert Jones | 2464 | 1382 | 17663 | 122 | 97 |
| Jack Trudeau | 1536 | 812 | 9647 | 41 | 62 |
| Jeff George | 1532 | 874 | 9551 | 41 | 46 |
| Jim Harbaugh | 1230 | 746 | 8705 | 49 | 26 |
| Mike Pagel | 1154 | 587 | 7474 | 39 | 47 |
| Erik Morall | 676 | 363 | 5666 | 47 | 40 |
| Payton Manning | 575 | 326 | 3739 | 26 | 28 |
| Marty Domres | 576 | 293 | 3471 | 21 | 31 |
| Greg Landry | 533 | 308 | 3402 | 17 | 19 |
| Gary Hogeboom | 443 | 260 | 3295 | 22 | 18 |
| George Shaw | 410 | 210 | 2820 | 21 | 31 |
| Chris Chandler | 313 | 168 | 2156 | 10 | 15 |
| Paul Justin | 303 | 177 | 2097 | 7 | 7 |
| Bill Truitt | 316 | 162 | 1999 | 10 | 23 |
| Gary Kerkerko | 248 | 134 | 1783 | 11 | 15 |
| Gary Cuzzo | 208 | 105 | 1391 | 13 | 9 |
| Fred Enke | 197 | 88 | 1225 | 8 | 18 |
| Don Majkowski | 176 | 97 | 1115 | 6 | 8 |
| Art Schlichter | 202 | 91 | 1006 | 3 | 11 |
| Mark Herrmann | 136 | 74 | 928 | 2 | 13 |
| Craig Erickson | 83 | 50 | 586 | 3 | 4 |
| Kelly Holcomb | 73 | 45 | 454 | 1 | 8 |
| Blair Kiel | 58 | 28 | 431 | 3 | 3 |
| Cotton Davidson | 66 | 28 | 309 | 0 | 6 |
| Lamar McHan | 36 | 13 | 306 | 4 | 6 |
| Matt Koller | 48 | 23 | 284 | 1 | 3 |
| Tom Ramsey | 50 | 24 | 280 | 1 | 1 |
| Tom Matte | 42 | 12 | 246 | 2 | 2 |
| Jack DelBello | 61 | 27 | 229 | 1 | 5 |
| David Humm | 47 | 20 | 220 | 0 | 3 |
| George Talianferro | 57 | 15 | 211 | 2 | 6 |
| Mike Kirkland | 41 | 19 | 211 | 1 | 8 |
| Jim Ward | 25 | 12 | 161 | 2 | 2 |
| Tom Tupa | 33 | 17 | 156 | 1 | 2 |
| Ed Mioduszewski | 30 | 11 | 113 | 2 | 2 |
| Ricky Turner | 4 | 3 | 92 | 0 | 0 |
| Sam Havrilak | 3 | 2 | 82 | 0 | 0 |
| Ed Brown | 5 | 3 | 81 | 1 | 0 |
| Joe Washington | 5 | 2 | 80 | 2 | 1 |
| Ray Brown | 19 | 8 | 78 | 1 | 0 |
| Karwin Bell | 5 | 5 | 75 | 0 | 1 |
| Chrowning Nogle | 21 | 8 | 69 | 0 | 1 |
| Sean Salisbury | 12 | 8 | 68 | 0 | 2 |
| Curtis Dickey | 1 | 1 | 63 | 1 | 0 |
| Robert Stark | 6 | 2 | 57 | 0 | 1 |
| Totton Speyer | 1 | 1 | 54 | 1 | 0 |
| Terry Nugent | 3 | 3 | 47 | 0 | 0 |
| Mark Reed | 10 | 6 | 34 | 0 | 0 |
| Lenny Moore | 12 | 3 | 33 | 2 | 2 |
| Joe Ferguson | 8 | 2 | 21 | 0 | 2 |
| Jim Bob Taylor | 2 | 1 | 20 | 1 | 0 |
| Dick Flowers | 4 | 2 | 18 | 0 | 0 |
| Don McCowley | 2 | 1 | 11 | 1 | 0 |
| Albert Bentley | 3 | 1 | 6 | 0 | 0 |
| Mike Wood | 1 | 1 | 5 | 1 | 0 |
| Tom Keane | 1 | 1 | 0 | 0 | 0 |
| Anthony Johnson | 2 | 0 | 0 | 0 | 1 |
| Lamont Warren | 2 | 0 | 0 | 0 | 0 |
| Bob Boyd | 1 | 0 | 0 | 0 | 0 |
| L.G. Dupre | 1 | 0 | 0 | 0 | 0 |
| Chris Gardocki | 1 | 0 | 0 | 0 | 0 |
| Alex Hawkins | 1 | 0 | 0 | 0 | 0 |
| Rusty Hilger | 1 | 0 | 0 | 0 | 0 |
| Jack Mildren | 1 | 0 | 0 | 0 | 0 |
| Alvin Moore | 1 | 0 | 0 | 0 | 0 |
| Tarance Small | 1 | 0 | 0 | 0 | 0 |
| Zollie Toth | 1 | 0 | 0 | 0 | 1 |

PUNTING

| PLAYER | Att. | Yds. | Avg. | In20 | TB | Blkd. |
|--------------------|------|-------|------|------|-----|-------|
| Rohn Stark | 985 | 43162 | 43.8 | 225 | 111 | 7 |
| David Lee | 838 | 34023 | 40.6 | 57 | 21 | 12 |
| Chris Gardocki | 277 | 12403 | 44.8 | 80 | 25 | 0 |
| Tom Gillib | 232 | 9606 | 41.4 | - | - | 0 |
| Cotton Davidson | 119 | 4344 | 36.5 | - | - | 1 |
| Bucky Dilts | 99 | 3657 | 36.9 | 21 | 5 | 2 |
| Ray Brown | 95 | 3725 | 39.2 | - | - | 0 |
| Mike Bragg | 82 | 3203 | 39.1 | 22 | 5 | 2 |
| Mike Garrett | 78 | 3071 | 39.4 | 11 | 2 | 0 |
| George Talianferro | 65 | 2437 | 37.5 | - | - | 0 |
| Monte Brethauer | 55 | 2161 | 39.3 | - | - | 0 |

PLAYER

| | Att. | Yds. | Avg. | In20 | TB | Blkd. |
|----------------|------|------|------|------|----|-------|
| Dave Sherer | 51 | 2132 | 41.8 | - | - | 0 |
| Bert Rechichar | 38 | 1433 | 37.4 | - | - | 0 |
| Joe Don Looney | 32 | 1358 | 42.7 | - | - | 0 |
| L.G. Dupre | 29 | 1028 | 35.4 | - | - | 0 |
| Dick Horn | 19 | 647 | 34.1 | - | - | 0 |
| Tom Keane | 18 | 752 | 41.8 | - | - | 0 |
| Blair Kiel | 17 | 630 | 37.1 | 3 | 1 | 0 |
| Jerry Logan | 4 | 121 | 30.3 | - | - | 0 |
| Ed Brown | 2 | 80 | 40.0 | - | - | 0 |
| Craig Colquitt | 2 | 61 | 30.5 | 0 | 3 | 1 |
| Avatus Stone | 1 | 28 | 28.0 | - | - | 0 |
| Lamar McHan | 1 | 22 | 22.0 | - | - | 0 |

Inside 20s and TBs not recorded until 1976

PUNT RETURNS

| PLAYER | No. | FC | Yds. | Avg. | TD |
|--------------------|-----|----|------|------|----|
| Clarence Verdin | 155 | 54 | 1537 | 9.9 | 4 |
| Carl Taseff | 112 | - | 826 | 7.4 | 2 |
| Howard Stevens | 109 | 23 | 1012 | 9.3 | 0 |
| Alvin Haymond | 108 | 22 | 911 | 8.4 | 0 |
| Bill Volk | 84 | 55 | 548 | 6.5 | 0 |
| Nesby Glasgow | 79 | 26 | 651 | 8.2 | 1 |
| Bert Rechichar | 71 | - | 253 | 3.6 | 0 |
| Jerry Logan | 63 | 6 | 577 | 9.2 | 1 |
| Bruce Laird | 60 | 17 | 405 | 6.8 | 0 |
| Robbie Martin | 57 | 12 | 552 | 9.7 | 1 |
| Larry Anderson | 55 | 14 | 374 | 6.8 | 0 |
| Alex Hawkins | 52 | 6 | 358 | 6.9 | 0 |
| Bill Brooks | 43 | 16 | 292 | 6.8 | 0 |
| Dewell Brewer | 42 | 8 | 339 | 8.1 | 1 |
| John Sample | 36 | - | 230 | 6.4 | 0 |
| Ron Gardin | 30 | 20 | 405 | 13.5 | 1 |
| Ray Buchanan | 28 | 7 | 314 | 11.2 | 0 |
| Wendell Harris | 25 | 5 | 275 | 11.0 | 0 |
| Marshall Johnson | 25 | 14 | 143 | 5.7 | 0 |
| Brian Stablen | 23 | 13 | 189 | 8.2 | 0 |
| Bob Boyd | 21 | - | 196 | 9.3 | 0 |
| Buddy Young | 21 | - | 69 | 3.3 | 0 |
| Aaron Bailey | 20 | 4 | 195 | 9.8 | 0 |
| Marvin Harrison | 18 | 10 | 177 | 9.8 | 0 |
| Timmy Brown | 16 | 8 | 125 | 7.8 | 0 |
| Tim Berra | 16 | 2 | 114 | 7.1 | 0 |
| George Taloferro | 15 | - | 65 | 4.3 | 0 |
| Rick Porter | 14 | 5 | 104 | 7.4 | 0 |
| Lenny Moore | 14 | - | 56 | 4.0 | 0 |
| Nate Jacquet | 13 | 0 | 96 | 7.4 | 0 |
| Ben Bronson | 13 | 6 | 79 | 6.1 | 0 |
| Sam Havrilak | 13 | 8 | 56 | 4.3 | 0 |
| Tyrone Poole | 12 | 6 | 107 | 8.9 | 0 |
| Lyle Blackwood | 12 | 8 | 23 | 1.9 | 0 |
| David Shula | 10 | 7 | 50 | 5.0 | 0 |
| Tom Curtis | 10 | 11 | 17 | 1.7 | 0 |
| Bake Turner | 10 | - | 95 | 9.5 | 0 |
| Kendall Williams | 9 | 4 | 43 | 4.8 | 0 |
| Andy Nelson | 9 | - | 42 | 4.7 | 0 |
| Kelley Johnson | 9 | 2 | 42 | 4.7 | 0 |
| Len Dunlap | 8 | 2 | 112 | 15.3 | 0 |
| Colton Speyer | 8 | 2 | 54 | 6.8 | 0 |
| Joe Washington | 7 | 6 | 37 | 5.3 | 0 |
| Jackie Wallace | 6 | 3 | 43 | 7.2 | 0 |
| Preston Pearson | 6 | 0 | 37 | 6.2 | 0 |
| Willie Richardson | 5 | - | 43 | 8.6 | 0 |
| Rex Kern | 5 | 1 | 31 | 6.2 | 0 |
| Matt Bouza | 5 | 8 | 17 | 3.4 | 0 |
| Mark Stock | 5 | 1 | 13 | 2.6 | 0 |
| Kim Anderson | 5 | 0 | 7 | 1.4 | 0 |
| Willie Tullis | 4 | 1 | 27 | 6.8 | 0 |
| Ed Mioduszewski | 4 | - | 13 | 3.3 | 0 |
| Alan Grant | 4 | 2 | 12 | 3.0 | 0 |
| Mike Prior | 4 | 28 | 7 | 1.8 | 0 |
| Freddie Scott | 3 | 1 | 31 | 10.3 | 0 |
| Ted Davis | 3 | 2 | 7 | 2.3 | 0 |
| Don Shinnick | 2 | - | 31 | 15.5 | 0 |
| Tim Rudnick | 2 | 0 | 23 | 11.5 | 0 |
| Andre Rison | 2 | 2 | 20 | 10.0 | 0 |
| Tom Kalmanir | 2 | - | 19 | 9.5 | 0 |
| Dick Nyers | 2 | - | 16 | 8.0 | 0 |
| Eugene Daniel | 2 | 1 | 6 | 3.0 | 0 |
| Jason Belsir | 1 | 0 | 53 | 53.0 | 0 |
| Norm Thompson | 1 | 0 | 40 | 40.0 | 0 |
| Reese McColl | 1 | 0 | 37 | 37.0 | 0 |
| Bob Harrison | 1 | - | 16 | 16.0 | 0 |
| Charles Washington | 1 | 0 | 6 | 6.0 | 0 |
| Bill Pellington | 1 | - | 6 | 6.0 | 0 |
| Kaipo McGuire | 1 | 1 | 4 | 4.0 | 0 |
| Tom Keane | 1 | - | 3 | 3.0 | 0 |
| Dick Young | 1 | - | 3 | 3.0 | 0 |
| Jack Patera | 1 | - | 2 | 2.0 | 0 |
| Mark Smolinski | 1 | - | 2 | 2.0 | 0 |
| Jack Simpson | 1 | - | 1 | 1.0 | 0 |
| Orlando Lowry | 1 | 0 | 0 | 0.0 | 0 |
| Gary Padjen | 1 | 0 | 0 | 0.0 | 0 |
| Randy Burke | 1 | 0 | 0 | 0.0 | 0 |
| Ron Lee | 1 | 0 | 0 | 0.0 | 0 |
| Tony Bertuca | 1 | 0 | 0 | 0.0 | 0 |
| Milt Davis | 1 | - | 0 | 0.0 | 0 |
| Ray Oldham | 1 | 7 | 0 | 0.0 | 0 |
| Tom Matte | 1 | 1 | 0 | 0.0 | 0 |
| Jerry Hill | 1 | - | 0 | 0.0 | 0 |
| Gerald Allen | 1 | 0 | 0 | 0.0 | 0 |
| Dave Ahrens | 1 | 0 | 0 | 0.0 | 0 |

| PLAYER | No. | FC | Yds. | Avg. | TD |
|----------------|-----|----|------|------|----|
| Jim Duncan | 0 | 1 | 0 | 0.0 | 0 |
| Victor Jackson | 0 | 1 | 0 | 0.0 | 0 |
| Anthony Young | 0 | 1 | 0 | 0.0 | 0 |

Fair Catches not recorded until 1964

KICKOFF RETURNS

| PLAYER | No. | Yds. | Avg. | TD |
|--------------------|-----|------|------|----|
| Clarence Verdin | 169 | 3420 | 20.2 | 1 |
| Aaron Bailey | 153 | 3501 | 22.9 | 2 |
| Albert Bentley | 148 | 3175 | 21.5 | 0 |
| Bruce Laird | 137 | 3406 | 24.9 | 0 |
| Nesby Glasgow | 84 | 1904 | 22.7 | 0 |
| Larry Anderson | 67 | 1351 | 20.2 | 0 |
| Tom Matte | 62 | 1367 | 22.0 | 0 |
| Ronald Humphrey | 56 | 1236 | 22.1 | 1 |
| Robbie Martin | 53 | 1023 | 19.3 | 0 |
| Lenny Moore | 49 | 1180 | 24.1 | 1 |
| Marshall Johnson | 49 | 1076 | 22.0 | 0 |
| Zachary Dixon | 49 | 957 | 19.5 | 0 |
| Preston Pearson | 46 | 1233 | 26.8 | 2 |
| Alvin Haymond | 44 | 1163 | 26.4 | 0 |
| Howard Stevens | 44 | 997 | 22.7 | 0 |
| Don McCauley | 43 | 967 | 22.5 | 1 |
| Jim Duncan | 42 | 1369 | 32.6 | 2 |
| Carl Taseff | 42 | 963 | 22.5 | 1 |
| Anthony Young | 40 | 1022 | 25.6 | 0 |
| Kim Anderson | 40 | 779 | 19.5 | 0 |
| Lenny Lyles | 39 | 1070 | 27.4 | 2 |
| Colton Speyer | 39 | 1035 | 26.5 | 1 |
| John Sample | 35 | 976 | 27.9 | 1 |
| Buddy Young | 33 | 908 | 27.3 | 1 |
| Phil Smith | 32 | 651 | 20.3 | 1 |
| George Warren | 29 | 596 | 20.6 | 0 |
| Lamont Taloferro | 23 | 465 | 20.2 | 0 |
| Billy Pricer | 23 | 362 | 15.7 | 0 |
| Bake Turner | 20 | 504 | 25.2 | 0 |
| Joe Washington | 20 | 500 | 25.0 | 1 |
| Kendall Williams | 20 | 490 | 24.5 | 0 |
| Dick Nyers | 20 | 419 | 21.0 | 0 |
| Kevin Williams | 20 | 399 | 20.0 | 0 |
| Bert Rechichar | 19 | 378 | 19.9 | 0 |
| Stacey Simmons | 19 | 348 | 18.3 | 0 |
| Dewell Brewer | 18 | 358 | 19.9 | 0 |
| Rick Porter | 18 | 340 | 18.9 | 0 |
| Alan Grant | 18 | 300 | 16.7 | 0 |
| Billy Vessels | 16 | 379 | 23.7 | 0 |
| Jack Call | 16 | 377 | 23.6 | 0 |
| Kenny Daniel | 15 | 334 | 22.3 | 0 |
| Timmy Brown | 15 | 298 | 19.9 | 0 |
| Joe Don Looney | 14 | 345 | 24.6 | 0 |
| Charlie Pittman | 14 | 330 | 23.6 | 0 |
| Keith Elias | 14 | 317 | 22.6 | 0 |
| Tim Berra | 13 | 259 | 19.9 | 0 |
| Sammy Martin | 12 | 305 | 25.4 | 0 |
| James Pruitt | 12 | 257 | 21.4 | 0 |
| Mark Stock | 12 | 254 | 21.2 | 0 |
| Jerry Logan | 12 | 217 | 18.1 | 0 |
| Wendell Harris | 11 | 284 | 25.8 | 0 |
| Ron Gardin | 11 | 265 | 24.1 | 0 |
| Bob Harrison | 11 | 250 | 22.7 | 0 |
| Terry Wright | 11 | 209 | 19.0 | 0 |
| Ben Garry | 11 | 190 | 17.3 | 0 |
| Bob Felts | 10 | 193 | 19.3 | 0 |
| John Mackey | 9 | 271 | 30.1 | 0 |
| Jim Welch | 9 | 226 | 25.1 | 0 |
| Hubert Ginn | 9 | 198 | 22.0 | 0 |
| Mike Sommer | 9 | 176 | 19.6 | 0 |
| Royce Womble | 9 | 170 | 18.9 | 0 |
| Nate Jacquet | 8 | 156 | 19.5 | 0 |
| Andre Rison | 8 | 150 | 18.8 | 0 |
| Bill Brooks | 8 | 143 | 17.9 | 0 |
| Ashley Ambrose | 8 | 126 | 15.8 | 0 |
| Tom Nowatzke | 8 | 94 | 11.8 | 0 |
| L.G. Dupre | 7 | 148 | 21.1 | 0 |
| Lyle Blackwood | 7 | 124 | 17.7 | 0 |
| Jerry Hill | 7 | 120 | 17.1 | 0 |
| Jimmie Kennedy | 7 | 109 | 15.6 | 0 |
| George Winsley | 7 | 102 | 14.6 | 0 |
| Chris Hetherington | 7 | 94 | 13.4 | 0 |
| Bill Pellington | 7 | 73 | 10.4 | 0 |
| Alan Ameche | 6 | 98 | 16.3 | 0 |
| Kelley Johnson | 6 | 98 | 16.3 | 0 |
| Owen Gill | 6 | 79 | 13.2 | 0 |
| Terry Cole | 5 | 123 | 24.6 | 0 |
| Robert Pratt | 5 | 85 | 17.0 | 0 |
| Colton Davidson | 5 | 79 | 15.8 | 0 |

| PLAYER | No. | Yds. | Avg. | TD |
|--------------------|-----|------|------|----|
| Dick Young | 5 | 77 | 15.4 | 0 |
| Mike Curtis | 5 | 74 | 14.8 | 0 |
| Mark Kafentzis | 5 | 69 | 13.8 | 0 |
| David Shula | 5 | 65 | 13.0 | 0 |
| Alex Hawkins | 5 | 56 | 11.2 | 0 |
| Mark Smolinski | 5 | 47 | 9.4 | 0 |
| Bob White | 4 | 142 | 35.5 | 0 |
| Freds Dickey | 4 | 86 | 21.5 | 0 |
| Curtis Scott | 4 | 81 | 20.3 | 0 |
| Kaipo McGuire | 4 | 75 | 18.8 | 0 |
| Alvin Moore | 4 | 61 | 15.3 | 0 |
| Oliver Williams | 4 | 59 | 14.8 | 0 |
| Ivy Joe Hunter | 4 | 58 | 14.5 | 0 |
| Ray Banks | 4 | 56 | 14.0 | 0 |
| Tom Gilburg | 4 | 48 | 12.0 | 0 |
| Matt Bouza | 4 | 27 | 6.8 | 0 |
| Joe Orduna | 3 | 68 | 22.7 | 0 |
| Jack Simpson | 3 | 59 | 19.7 | 0 |
| Don Nottingham | 3 | 55 | 18.3 | 0 |
| Ken Clark | 3 | 54 | 18.0 | 0 |
| Gerald Allen | 3 | 53 | 17.7 | 0 |
| J.W. Lockett | 3 | 52 | 17.3 | 0 |
| Rodney Culver | 3 | 51 | 17.0 | 0 |
| Tom Kalmanir | 3 | 51 | 17.0 | 0 |
| Mike Prior | 3 | 47 | 15.7 | 0 |
| Rico Clark | 3 | 38 | 12.7 | 0 |
| Ken Jackson | 3 | 37 | 12.3 | 0 |
| Don Hardeman | 3 | 36 | 12.0 | 0 |
| Charlie Stokes | 3 | 27 | 9.0 | 0 |
| Ron Lee | 3 | 24 | 8.0 | 0 |
| Scott Radecic | 3 | 22 | 7.3 | 0 |
| Bill Olds | 3 | 14 | 4.7 | 0 |
| Steve Morrison | 3 | 8 | 2.7 | 0 |
| Ray Buchanan | 2 | 42 | 21.0 | 0 |
| Sam Havrilak | 2 | 36 | 18.0 | 0 |
| Dave McCloughan | 2 | 35 | 17.5 | 0 |
| Pat Beach | 2 | 35 | 17.5 | 0 |
| James Noble | 2 | 35 | 17.5 | 0 |
| Clif Grace | 2 | 33 | 16.5 | 0 |
| Jeff Hart | 2 | 33 | 16.5 | 0 |
| Marvin Sims | 2 | 32 | 16.0 | 0 |
| John Andrews | 2 | 31 | 15.5 | 0 |
| Frank Middleton | 2 | 31 | 15.5 | 0 |
| Harold Lewis | 2 | 31 | 15.5 | 0 |
| Raymond Berry | 2 | 27 | 13.5 | 0 |
| Barney Poole | 2 | 24 | 12.0 | 0 |
| Carlos Etheridge | 2 | 23 | 11.5 | 0 |
| Ron Mayo | 2 | 23 | 11.5 | 0 |
| Ted Davis | 2 | 20 | 10.0 | 0 |
| Bob Baldwin | 2 | 18 | 9.0 | 0 |
| Rick Volk | 2 | 16 | 8.0 | 0 |
| Anthony Young | 2 | 15 | 7.5 | 0 |
| Ken Huff | 2 | 15 | 7.5 | 0 |
| Barry Brown | 2 | 14 | 7.0 | 0 |
| Wade Griffin | 2 | 14 | 7.0 | 0 |
| Joe Campanella | 2 | 13 | 6.5 | 0 |
| Bob Van Dyne | 2 | 12 | 6.0 | 0 |
| Chris Foote | 2 | 9 | 4.5 | 0 |
| Paul Butcher | 2 | 2 | 1.0 | 0 |
| Norm Bulaich | 1 | 62 | 62.0 | 0 |
| Ben Bronson | 1 | 31 | 31.0 | 0 |
| Len Dunlap | 1 | 28 | 28.0 | 0 |
| Jack Matland | 1 | 28 | 28.0 | 0 |
| Ed Mioduszewski | 1 | 25 | 25.0 | 0 |
| Eddie Hinton | 1 | 24 | 24.0 | 0 |
| Alex Sandusky | 1 | 24 | 24.0 | 0 |
| Leon Neal | 1 | 23 | 23.0 | 0 |
| Luke Owens | 1 | 23 | 23.0 | 0 |
| Terry Wright | 1 | 22 | 22.0 | 0 |
| Bob Grant | 1 | 21 | 21.0 | 0 |
| Dean Renfro | 1 | 20 | 20.0 | 0 |
| Charles Robinson | 1 | 19 | 19.0 | 0 |
| Steve Myhra | 1 | 19 | 19.0 | 0 |
| Ron Porter | 1 | 19 | 19.0 | 0 |
| Ron LaPointe | 1 | 18 | 18.0 | 0 |
| Tom Finnen | 1 | 18 | 18.0 | 0 |
| Bob Langas | 1 | 18 | 18.0 | 0 |
| Stan White | 1 | 17 | 17.0 | 0 |
| Chris Hetherington | 1 | 16 | 16.0 | 0 |
| Willie Richardson | 1 | 16 | 16.0 | 0 |
| Henry Moore | 1 | 16 | 16.0 | 0 |
| Jason Belsir | 1 | 15 | 15.0 | 0 |
| Jim Parker | 1 | 15 | 15.0 | 0 |
| Ken Dilger | 1 | 14 | 14.0 | 0 |
| Joe Lewis | 1 | 14 | 14.0 | 0 |
| Marv Mutuszak | 1 | 14 | 14.0 | 0 |

| PLAYER | No. | Yds. | Avg. | TD | PLAYER | No. | Yds. | Avg. | TD | PLAYER | No. | Yds. | Avg. | TD |
|--------------------|-----|------|------|----|------------------|-----|------|------|----|--------------------|-----|------|------|----|
| Nelson Munsey | 1 | 13 | 13.0 | 0 | Bruce Laird | 19 | 379 | 19.9 | 0 | Billy Newsome | 2 | 19 | 9.5 | 1 |
| Zollie Toth | 1 | 13 | 13.0 | 0 | lyle Blackwood | 19 | 372 | 19.6 | 2 | Robert Blackmon | 2 | 16 | 8.0 | 0 |
| Don Joyce | 1 | 13 | 13.0 | 0 | Carl Taseff | 19 | 198 | 10.4 | 0 | Jeff Delaney | 2 | 16 | 8.0 | 0 |
| Ted Davis | 1 | 12 | 12.0 | 0 | Roy Buchanan | 16 | 338 | 21.1 | 3 | Dwight Hicks | 2 | 16 | 8.0 | 0 |
| Perry Griggs | 1 | 12 | 12.0 | 0 | Lenny Lyles | 16 | 201 | 12.6 | 2 | Ed Smith | 2 | 11 | 5.5 | 0 |
| Ken Novak | 1 | 12 | 12.0 | 0 | Tom Keane | 16 | 140 | 8.8 | 0 | Ocie Austin | 2 | 10 | 5.0 | 0 |
| Sherman Plunkett | 1 | 12 | 12.0 | 0 | Don Shula | 14 | 196 | 14.0 | 0 | Fred Cook | 2 | 9 | 4.5 | 0 |
| Kerry Cash | 1 | 11 | 11.0 | 0 | Jason Beiser | 13 | 293 | 22.5 | 3 | Jim Cheyenne | 2 | 8 | 4.0 | 0 |
| Roy Jefferson | 1 | 11 | 11.0 | 0 | Roy Brown | 13 | 238 | 18.3 | 0 | Steve Stonebreaker | 2 | 8 | 4.0 | 0 |
| Art Spinney | 1 | 10 | 10.0 | 0 | Nesby Glasgow | 12 | 142 | 11.8 | 0 | Dwight Harrison | 2 | 6 | 3.0 | 0 |
| Bob Mrosko | 1 | 9 | 9.0 | 0 | Ted Hendricks | 11 | 147 | 13.4 | 0 | Kenny Daniel | 2 | 5 | 2.5 | 0 |
| Neal Patties | 1 | 9 | 9.0 | 0 | Norm Thompson | 11 | 129 | 11.7 | 0 | Freddy Young | 2 | 2 | 1.0 | 0 |
| Ed Toner | 1 | 8 | 8.0 | 0 | Keith Taylor | 9 | 274 | 30.4 | 1 | Carlton Gray | 2 | 0 | 0.0 | 0 |
| Cleveland Franklin | 1 | 8 | 8.0 | 0 | Jackie Wallace | 9 | 231 | 25.7 | 2 | Bob Leberman | 2 | 0 | 0.0 | 0 |
| Ed Kovac | 1 | 8 | 8.0 | 0 | Larry Wallace | 9 | 171 | 19.0 | 1 | Steve Emman | 1 | 90 | 90.0 | 1 |
| Norman Davis | 1 | 8 | 8.0 | 0 | Alvin Haymond | 9 | 168 | 18.7 | 2 | John Holt | 1 | 80 | 80.0 | 0 |
| Sanders Shiver | 1 | 7 | 7.0 | 0 | Duane Bickel | 8 | 46 | 5.1 | 0 | Mark Kalentzis | 1 | 59 | 59.0 | 1 |
| Matt Vanderbeek | 1 | 6 | 6.0 | 0 | John Bayler | 8 | 62 | 7.8 | 0 | Gene Lipscomb | 1 | 49 | 49.0 | 0 |
| Keith Lee | 1 | 6 | 6.0 | 0 | Dennis Goubatz | 8 | 53 | 6.6 | 0 | Kendall Williams | 1 | 32 | 32.0 | 0 |
| Don Morrison | 1 | 6 | 6.0 | 0 | Kim Anderson | 7 | 190 | 26.1 | 0 | Dedric Mathis | 1 | 31 | 31.0 | 0 |
| Dee Mackey | 1 | 6 | 6.0 | 0 | Chris Goodie | 7 | 183 | 27.1 | 1 | Vernon Maxwell | 1 | 31 | 31.0 | 0 |
| Mark Jackson | 1 | 5 | 5.0 | 0 | Lloyd Mumphord | 7 | 100 | 14.3 | 0 | Tom Nowatzke | 1 | 29 | 29.0 | 0 |
| Tom Rudnik | 1 | 5 | 5.0 | 0 | Ray Oldham | 7 | 76 | 10.9 | 0 | Alan Grant | 1 | 25 | 25.0 | 1 |
| John Diehl | 1 | 5 | 5.0 | 0 | Nelson Munsey | 7 | 71 | 10.1 | 1 | Mary Matuszak | 1 | 23 | 23.0 | 0 |
| Chuck McMillan | 1 | 5 | 5.0 | 0 | Darrick Hatchett | 7 | 44 | 6.3 | 0 | Monty Gombogery | 1 | 22 | 22.0 | 0 |
| James Perryman | 1 | 4 | 4.0 | 0 | Willie Tullis | 7 | 36 | 5.1 | 0 | Trev Alberts | 1 | 19 | 19.0 | 0 |
| Marcus Pollard | 1 | 4 | 4.0 | 0 | Wendell Harris | 6 | 149 | 24.8 | 0 | Ellis Johnson | 1 | 18 | 18.0 | 0 |
| Quintus McDonald | 1 | 3 | 3.0 | 0 | James Burroughs | 6 | 111 | 18.5 | 1 | Bruce Plummer | 1 | 18 | 18.0 | 0 |
| Ken Gregory | 1 | 3 | 3.0 | 0 | Dick Szymanski | 6 | 39 | 6.5 | 1 | Mark Brethauer | 1 | 17 | 17.0 | 0 |
| Tim Sherwin | 1 | 2 | 2.0 | 0 | Barry Kross | 6 | 33 | 5.5 | 0 | Ted Davis | 1 | 15 | 15.0 | 0 |
| Steve Hathaway | 1 | 2 | 2.0 | 0 | Jeff Herrod | 5 | 138 | 27.6 | 1 | Art DeCarlo | 1 | 14 | 14.0 | 0 |
| Randy Burke | 1 | 2 | 2.0 | 0 | Sanders Shiver | 5 | 119 | 23.8 | 1 | Darwin Gray | 1 | 14 | 14.0 | 0 |
| Jack Mildren | 1 | 1 | 1.0 | 0 | Tate Randle | 5 | 107 | 21.4 | 0 | Lennie Hepburn | 1 | 14 | 14.0 | 0 |
| Michael Boll | 1 | 0 | 0.0 | 0 | Jim Welch | 5 | 79 | 15.8 | 0 | Mike Wilson | 1 | 13 | 13.0 | 0 |
| Ralph Jarvis | 1 | 0 | 0.0 | 0 | Ashley Ambrase | 5 | 62 | 12.4 | 0 | Roy Hilton | 1 | 13 | 13.0 | 1 |
| George Radachowsky | 1 | 0 | 0.0 | 0 | Doug Nettle | 5 | 60 | 12.0 | 0 | Stephen Grant | 1 | 9 | 9.0 | 0 |
| Glenn Daughy | 1 | 0 | 0.0 | 0 | Bob Grant | 5 | 39 | 7.8 | 1 | Jon Hand | 1 | 8 | 8.0 | 0 |
| Roy Oldham | 1 | 0 | 0.0 | 0 | John Sample | 5 | 37 | 7.4 | 0 | Barry Brown | 1 | 7 | 7.0 | 0 |
| Tom Mitchell | 1 | 0 | 0.0 | 0 | Ray May | 4 | 107 | 26.8 | 0 | Leo Sanford | 1 | 7 | 7.0 | 0 |
| Tom Curtis | 1 | 0 | 0.0 | 0 | Jesse Thomas | 4 | 59 | 14.8 | 0 | Lee Davis | 1 | 7 | 7.0 | 0 |
| Don Shula | 1 | 0 | 0.0 | 0 | Leonard Coleman | 4 | 36 | 9.0 | 0 | Michael Ball | 1 | 5 | 5.0 | 0 |
| Billy Newsome | 1 | 0 | 0.0 | 0 | Jack Patera | 4 | 34 | 8.5 | 0 | Joe Ehrmann | 1 | 5 | 5.0 | 0 |
| John Huzvar | 1 | 0 | 0.0 | 0 | Johnnie Cooks | 4 | 25 | 6.3 | 0 | Don Dickel | 1 | 5 | 5.0 | 0 |
| George Radosevich | 1 | 0 | 0.0 | 0 | Doug Eggers | 4 | 24 | 6.0 | 0 | Billy Ray Smith | 1 | 5 | 5.0 | 0 |
| Bobby Boyd | 1 | 0 | 0.0 | 0 | Gary Click | 4 | 18 | 4.5 | 0 | Alex Agase | 1 | 5 | 5.0 | 0 |
| Dick Bielski | 1 | 0 | 0.0 | 0 | Tom Macleod | 3 | 87 | 29.0 | 0 | Cornell Holloway | 1 | 4 | 4.0 | 0 |
| Milt Davis | 1 | 0 | 0.0 | 0 | David Tate | 3 | 51 | 17.0 | 0 | Harvey Armstrong | 1 | 4 | 4.0 | 0 |
| Art DeCarlo | 1 | 0 | 0.0 | 0 | Greg Brazelin | 3 | 50 | 16.7 | 0 | Walter Bryson | 1 | 4 | 4.0 | 0 |
| Stu O'Dell | 0 | 10 | 0.0 | 0 | Tom Maxwell | 3 | 46 | 15.3 | 0 | Anthony Green | 1 | 3 | 3.0 | 0 |
| Derwin Gray | 0 | 4 | 0.0 | 0 | Jackie Burkett | 3 | 44 | 14.7 | 0 | Mike Kaczmarek | 1 | 2 | 2.0 | 0 |
| | | | | | Bob Harrison | 3 | 43 | 14.3 | 0 | Gino Marchetti | 1 | 1 | 1.0 | 0 |
| | | | | | Joe Campanella | 3 | 35 | 11.7 | 0 | Leonard Humphries | 1 | 1 | 1.0 | 0 |
| | | | | | Damon Watts | 3 | 30 | 10.0 | 0 | Don Anderson | 1 | 1 | 1.0 | 0 |
| | | | | | Derrel Luce | 3 | 22 | 7.3 | 0 | Larry Anderson | 1 | 0 | 0.0 | 0 |
| | | | | | Preston Davis | 3 | 17 | 5.7 | 0 | Michael Barber | 1 | 0 | 0.0 | 0 |
| | | | | | Chip Banks | 3 | 16 | 5.3 | 0 | Dick Barwegen | 1 | 0 | 0.0 | 0 |
| | | | | | Quentin Coryatt | 3 | 9 | 3.0 | 0 | Jeff Burris | 1 | 0 | 0.0 | 0 |
| | | | | | Ed Simonini | 3 | 4 | 1.3 | 0 | Craig Curry | 1 | 0 | 0.0 | 0 |
| | | | | | Freddie Robinson | 2 | 86 | 43.0 | 0 | Tom Curtis | 1 | 0 | 0.0 | 0 |
| | | | | | Jim Duncan | 2 | 56 | 28.0 | 0 | Don Joyce | 1 | 0 | 0.0 | 0 |
| | | | | | Elijah Alexander | 2 | 55 | 27.5 | 1 | Ed Mioduszewski | 1 | 0 | 0.0 | 0 |
| | | | | | Rico Clark | 2 | 44 | 22.0 | 0 | Henry Moore | 1 | 0 | 0.0 | 0 |
| | | | | | Tony Stargell | 2 | 26 | 13.0 | 0 | Jim Perryman | 1 | 0 | 0.0 | 0 |
| | | | | | Bert Rodecic | 2 | 26 | 13.0 | 0 | Reggie Pinkney | 1 | 0 | 0.0 | 0 |
| | | | | | Bryant Jones | 2 | 26 | 13.0 | 0 | Tyrone Poole | 1 | 0 | 0.0 | 0 |
| | | | | | Rex Kern | 2 | 22 | 11.0 | 0 | Ron Porter | 1 | 0 | 0.0 | 0 |
| | | | | | Steve Morrison | 2 | 22 | 11.0 | 0 | Anthony Young | 1 | 0 | 0.0 | 0 |

INTERCEPTIONS

| PLAYER | No. | Yds. | Avg. | TD |
|-----------------|-----|------|------|----|
| Bobby Boyd | 57 | 994 | 17.4 | 4 |
| Don Shinnick | 37 | 255 | 6.9 | 0 |
| Eugene Daniel | 34 | 418 | 12.3 | 3 |
| Jerry Logan | 34 | 397 | 11.7 | 5 |
| Andy Nelson | 32 | 365 | 11.4 | 3 |
| Rick Volk | 31 | 518 | 16.7 | 1 |
| Milt Davis | 27 | 410 | 15.2 | 3 |
| Mike Prior | 27 | 351 | 13.0 | 1 |
| Stan White | 25 | 348 | 13.9 | 2 |
| Bert Reichner | 24 | 296 | 12.3 | 1 |
| Mike Curtis | 21 | 248 | 11.8 | 2 |
| Bill Pellington | 21 | 248 | 11.8 | 1 |
| Charlie Stukas | 20 | 249 | 12.5 | 1 |

SCORING

| PLAYER | TDs | RUSH | PASS | INT | FUM | KOR | PR | BLKD | PATs | FGs | S | 2PT | TOTAL |
|-----------------|-----|------|------|-----|-----|-----|----|------|---------|---------|---|-----|-------|
| Dean Bisucci | | | | | | | | | 255-261 | 176-250 | | | 783 |
| Lenny Moore | 113 | 63 | 48 | | 1 | 1 | | | | | | | 678 |
| Lou Michaels | | | | | | | | | 263-270 | 107-198 | 1 | | 586 |
| Raymond Berry | 68 | | 68 | | | | | | | | | | 408 |
| Tom Linhart | | | | | | | | | 184-195 | 70-116 | | | 394 |
| Don McCauley | 58 | 40 | 17 | | | 1 | | | | | | | 348 |
| Tom Matte | 57 | 45 | 12 | | | | | | | | | | 342 |
| Curry Blanchard | | | | | | | | | 73-73 | 87-105 | | | 334 |
| Steve Myhra | | | | | | | | | 180-189 | 44-91 | | | 312 |
| Marshall Faulk | 51 | 42 | 9 | | | | | | | | | | 306 |
| Jimmy Orr | 50 | | 50 | | | | | | | | | | 300 |
| Alan Ameche | 44 | 40 | 4 | | | | | | | | | | 264 |
| Jim O'Brien | 2 | | 2 | | | | | | 95-98 | 52-94 | | | 263 |
| Lydell Mitchell | 41 | 27 | 14 | | | | | | | | | | 246 |
| Raul Allegre | | | | | | | | | 72-77 | 57-79 | | | 243 |
| Jim Mutscheller | 40 | | 40 | | | | | | | | | | 240 |

1 9 9 9 I N D I A N A P O L I S C O L T S

| PLAYER | TD5 | RUSH | PASS | INT | FUM | KOR | PR | BLKD | PATs | FGs | S | 2PT | TOTAL |
|-------------------|-----|------|------|-----|-----|-----|----|------|-------|-------|---|-----|-------|
| John Mackey | 38 | | 38 | | | | | | | | | | 228 |
| Eric Dickerson | 35 | 32 | 3 | | | | | | | | | | 210 |
| Curtis Dickey | 34 | 26 | 8 | | | | | | | | | | 204 |
| Roger Carr | 29 | | 29 | | | | | | | | | | 174 |
| Albert Bentley | 28 | 19 | 8 | | | | | 1 | | | | | 168 |
| Bill Brooks | 28 | | 28 | | | | | | | | | | 168 |
| Bert Rechichar | 4 | | 3 | 1 | | | | | 56-63 | 28-81 | | | 164 |
| Randy McMillan | 26 | 24 | 2 | | | | | | | | | | 156 |
| Jerry Hill | 25 | 22 | 3 | | | | | | | | | | 150 |
| Raymond Butler | 24 | | 24 | | | | | | | | | | 144 |
| Glenn Doughy | 24 | | 24 | | | | | | | | | | 144 |
| Willie Richardson | 24 | | 24 | | | | | | | | | | 144 |
| Steve Mike-Mayer | | | | | | | | | 71-75 | 23-43 | | | 140 |
| Marvin Harrison | 21 | | 21 | | | | | | | | | 3 | 132 |
| Alex Hawkins | 20 | 10 | 10 | | | | | | | | | | 120 |
| Tom Mitchell | 19 | | 19 | | | | | | | | | | 114 |
| Jim Martin | | | | | | | | | 32-35 | 24-39 | | | 104 |
| Mike Vanderjagt | | | | | | | | | 23-23 | 27-31 | | | 104 |
| Matt Bouza | 17 | | 17 | | | | | | | | | | 102 |
| Roosevelt Leaks | 17 | 14 | 3 | | | | | | | | | | 102 |
| Tony Lorick | 16 | 14 | 2 | | | | | | | | | | 96 |
| Norm Bulaich | 14 | 12 | 2 | | | | | | | | | | 84 |
| Rodney Culver | 14 | 10 | 3 | | 1 | | | | | | | | 84 |
| Bert Jones | 14 | 14 | | | | | | | | | | | 84 |
| Mike Wood | | | | | | | | | 35-39 | 16-28 | | | 83 |
| L.G. Dypre | 13 | 8 | 5 | | | | | | | | | | 78 |
| Jessie Hester | 13 | | 13 | | | | | | | | | | 78 |
| Reese McCall | 13 | | 12 | | | | | 1 | | | | | 78 |
| John Unitas | 13 | 13 | | | | | | | | | | | 78 |
| Joe Washington | 13 | 5 | 7 | | | 1 | | | | | | | 78 |
| Pat Beach | 12 | | 12 | | | | | | | | | | 72 |
| Sean Dawkins | 12 | | 12 | | | | | | | | | | 72 |
| Ken Dilger | 12 | | 12 | | | | | | | | | | 72 |
| Clarence Verdin | 12 | | 7 | | | 1 | 4 | | | | | | 72 |
| Dick Bielecki | 2 | | 2 | | | | | | 25-28 | 11-25 | | | 70 |
| George Hunt | | | | | | | | | 22-24 | 16-28 | | | 70 |
| Raymond Chester | 11 | | 11 | | | | | | | | | | 66 |
| Eddie Hinton | 11 | 2 | 9 | | | | | | | | | | 66 |
| Ray Perkins | 11 | | 11 | | | | | | | | | | 66 |
| Buddy Young | 11 | 3 | 7 | | | 1 | | | | | | | 66 |
| Floyd Turner | 10 | | 10 | | | | | | | | | 2 | 64 |
| Don Nottingham | 10 | 9 | | | | | | 1 | | | | | 60 |
| Bill Olds | 9 | 5 | 4 | | | | | | | | | | 54 |
| George Wonsley | 9 | 9 | | | | | | | | | | | 54 |
| Aaron Bailey | 8 | | 6 | | | 2 | | | | | | | 48 |
| Kerry Cash | 7 | | 7 | | | | | | | | | | 42 |
| Sam Havrilak | 7 | 3 | 4 | | | | | | | | | | 42 |
| Roy Jefferson | 7 | | 7 | | | | | | | | | | 42 |
| Torrance Small | 7 | | 7 | | | | | | | | | | 42 |
| Gary Kerkorian | 2 | 2 | | | | | | | 12-13 | 6-12 | | | 42 |
| Terry Cole | 6 | 5 | 1 | | | | | | | | | | 36 |
| Marty Domres | 6 | 6 | | | | | | | | | | | 36 |
| Bernard Henry | 6 | | 6 | | | | | | | | | | 36 |
| Anthony Johnson | 6 | 1 | 5 | | | | | | | | | | 36 |
| Ron Lee | 6 | 5 | 1 | | | | | | | | | | 36 |
| Jerry Logan | 6 | | | 5 | | | | | | | | | 36 |
| Lenny Lyles | 6 | 1 | 1 | 2 | | 2 | 1 | | | | | | 36 |
| Marcus Pollard | 5 | | 5 | | | | | | | | | 3 | 36 |
| Cotton Speyrer | 6 | | 5 | | | 1 | | | | | | | 36 |
| Carl Taseff | 6 | 1 | 1 | | | | 2 | 2 | | | | | 36 |
| Lamont Warren | 6 | 5 | 1 | | | | | | | | | | 36 |
| Bobby Boyd | 5 | | | 4 | 1 | | | | | | | | 30 |
| Mark Boyer | 5 | | 5 | | | | | | | | | | 30 |
| Wayne Capers | 5 | 1 | 4 | | | | | | | | | | 30 |
| John Huzvar | 5 | 4 | 1 | | | | | | | | | | 30 |
| Stanley Morgan | 5 | | 5 | | | | | | | | | | 30 |
| George Shaw | 5 | 5 | | | | | | | 0-1 | | | | 30 |
| George Taliaferro | 5 | 2 | 3 | | | | | | | | | | 30 |
| Rayce Wamble | 5 | | 5 | | | | | | | | | | 30 |
| Buck McPhail | | | | | | | | | 21-23 | 2-5 | | | 27 |
| Chris Chandler | 4 | 4 | | | | | | | | | | | 24 |
| Eugene Daniel | 4 | | 3 | | | | | 1 | | | | | 24 |
| Dan Edwards | 4 | 4 | | | | | | | | | | | 24 |
| Tom Feamster | | | | | | | | | 24-26 | 0-3 | | | 24 |
| Don Hardeman | 4 | 3 | 1 | | | | | | | | | | 24 |
| Reggie Langhorne | 4 | | 4 | | | | | | | | | | 24 |
| Dee Mackey | 4 | | 4 | | | | | | | | | | 24 |
| Mike Pagel | 4 | 4 | | | | | | | | | | | 24 |
| Preston Pearson | 4 | | 2 | | | 2 | | | | | | | 24 |
| Joe Perry | 4 | 3 | 1 | | | | | | | | | | 24 |
| Jerry Richardson | 4 | | 4 | | | | | | | | | | 24 |
| Andre Rison | 4 | | 4 | | | | | | | | | | 24 |
| Mike Siani | 4 | | 4 | | | | | | | | | | 24 |
| Mike Cofer | | | | | | | | | 9-9 | 4-9 | | | 21 |
| Randy Burke | 3 | | 3 | | | | | | | | | 1 | 20 |
| Mack Alston | 3 | | 3 | | | | | | | | | | 18 |
| Jason Belser | 3 | | | 3 | | | | | | | | | 18 |
| Ray Buchanan | 3 | | | 3 | | | | | | | | | 18 |

1 9 9 9 I N D I A N A P O L I S C O L T S

| PLAYER | TDS | RUSH | PASS | INT | FUM | KOR | PR | BLKD | PATs | FGs | S | 2PT | TOTAL |
|--------------------|-----|------|------|-----|-----|-----|----|------|------|-----|---|-----|-------|
| Mike Curtis | 3 | | | 2 | 1 | | | | | | | | 18 |
| Lloyd Colteryahn | 3 | | 3 | | | | | | | | | | 18 |
| Mill Davis | 3 | | | 3 | | | | | | | | | 18 |
| Cleveland Franklin | 3 | 3 | | | | | | | | | | | 18 |
| Owen Gill | 3 | 3 | | | | | | | | | | | 18 |
| Jim Harbaugh | 3 | 3 | | | | | | | | | | | 18 |
| Ted Hendricks | 3 | | | | 1 | | | 2 | | | | | 18 |
| Don Majkowski | 3 | 3 | | | | | | | | | | | 18 |
| Frank Middleton | 3 | 2 | 1 | | | | | | | | | | 18 |
| Alvin Moore | 3 | 3 | | | | | | | | | | | 18 |
| Walter Murray | 3 | | 3 | | | | | | | | | | 18 |
| Andy Nelson | 3 | | | 3 | | | | | | | | | 18 |
| Roosevelt Potts | 3 | 1 | 2 | | | | | | | | | | 18 |
| Billy Pricer | 3 | 2 | 1 | | | | | | | | | | 18 |
| Tim Sherwin | 3 | 2 | 2 | | 1 | | | | | | | | 18 |
| Mark Smolinski | 3 | 1 | 2 | | | | | | | | | | 18 |
| Jack Trudeau | 3 | 3 | | | | | | | | | | | 18 |
| Billy Vessels | 3 | 2 | 1 | | | | | | | | | | 18 |
| Butch Wilson | 3 | | 3 | | | | | | | | | | 18 |
| Dan Miller | | | | | | | | | 5-5 | 4-8 | | | 17 |
| Steve Jordan | | | | | | | | | 7-7 | 3-5 | | | 16 |
| Tony Bennett | 2 | | | | 2 | | | | | | | | 14 |
| Gino Marchetti | 2 | | | | 2 | | | | | | 1 | | 14 |
| Brian Stablein | 2 | | 2 | | | | | | | | | 1 | 14 |
| Flipper Anderson | 2 | | 2 | | | | | | | | | | 12 |
| Lyle Blackwood | 2 | | | 2 | | | | | | | | | 12 |
| Ordell Braase | 2 | | | | 2 | | | | | | | | 12 |
| Larry Brazier | 2 | | | 1 | | | | 1 | | | | | 12 |
| Timmy Brown | 2 | 2 | | | | | | | | | | | 12 |
| Zack Crockett | 2 | 1 | 1 | | | | | | | | | | 12 |
| Zach Dixon | 2 | 1 | 1 | | | | | | | | | | 12 |
| Jim Duncan | 2 | | | | | 2 | | | | | | | 12 |
| Jeff George | 2 | 2 | | | | | | | | | | | 12 |
| Gary Hogeboom | 2 | 2 | | | | | | | | | | | 12 |
| Marshall Johnson | 2 | | 2 | | | | | | | | | | 12 |
| Alvin Haymond | 2 | | | 2 | | | | | | | | | 12 |
| Jeff Herrod | 2 | | | 1 | 1 | | | | | | | | 12 |
| Greg Landry | 2 | 1 | | | 1 | | | | | | | | 12 |
| Joe Don Looney | 2 | 1 | 1 | | | | | | | | | | 12 |
| Derrel Luce | 2 | | | | 2 | | | | | | | | 12 |
| Jack Maitland | 2 | 1 | 1 | | | | | | | | | | 12 |
| Nelson Munsey | 2 | | | 1 | 1 | | | | | | | | 12 |
| James Noble | 2 | | 2 | | | | | | | | | | 12 |
| R.C. Owens | 2 | | 2 | | | | | | | | | | 12 |
| Tracy Porter | 2 | | 2 | | | | | | | | | | 12 |
| Freddie Scott | 2 | | 2 | | | | | | | | | | 12 |
| Marvin Sims | 2 | 2 | | | | | | | | | | | 12 |
| Mike Sommer | 2 | 2 | | | | | | | | | | | 12 |
| Bill Troup | 2 | 2 | | | | | | | | | | | 12 |
| Ricky Turner | 2 | 2 | | | | | | | | | | | 12 |
| Jackie Wallace | 2 | | | 2 | | | | | | | | | 12 |
| Stan White | 2 | | | 2 | | | | | | | | | 12 |
| Dave Young | 2 | | 2 | | | | | | | | | | 12 |
| Wendell Harris | | | | | | | | | 6-9 | 1-3 | | | 9 |
| Dannell Thompson | 1 | | | | 1 | | | | | | | | 8 |
| Elijah Alexander | 1 | | | 1 | | | | | | | | | 6 |
| Kim Anderson | 1 | | | 1 | | | | | | | | | 6 |
| Larry Anderson | 1 | | | | 1 | | | | | | | | 6 |
| John Andrews | 1 | | 1 | | | | | | | | | | 6 |
| Charles Arbuckle | 1 | | 1 | | | | | | | | | | 6 |
| Robert Blackmon | 1 | | | | 1 | | | | | | | | 6 |
| Dewell Brewer | 1 | | | | | | 1 | | | | | | 6 |
| Gordon Brown | 1 | 1 | | | | | | | | | | | 6 |
| James Burroughs | 1 | | | 1 | | | | | | | | | 6 |
| Fred Cook | 1 | | | | 1 | | | | | | | | 6 |
| Johnie Cooks | 1 | | | | 1 | | | | | | | | 6 |
| Quentin Coryatt | 1 | | | | 1 | | | | | | | | 6 |
| Brian DeRoo | 1 | | 1 | | | | | | | | | | 6 |
| Randy Dixon | 1 | | | | 1 | | | | | | | | 6 |
| Mel Embree | 1 | | 1 | | | | | | | | | | 6 |
| Steve Emtman | 1 | | | 1 | | | | | | | | | 6 |
| Al Fontenot | 1 | | | | 1 | | | | | | | | 6 |
| Ron Gardin | 1 | | | | | | 1 | | | | | | 6 |
| Nesby Glasgow | 1 | | | | | | 1 | | | | | | 6 |
| Chris Goode | 1 | | | | 1 | | | | | | | | 6 |
| Alan Grant | 1 | | | 1 | | | | | | | | | 6 |
| Bob Grant | 1 | | | 1 | | | | | | | | | 6 |
| E.G. Green | 1 | | 1 | | | | | | | | | | 6 |
| Roy Hillon | 1 | | | 1 | | | | | | | | | 6 |
| Ronald Humphrey | 1 | | | | | 1 | | | | | | | 6 |
| Mark Jackson | 1 | | 1 | | | | | | | | | | 6 |
| Joe Jones | 1 | | 1 | | | | | | | | | | 6 |
| Mark Kafentzis | 1 | | | 1 | | | | | | | | | 6 |
| Tom Kalmanir | 1 | | 1 | | | | | | | | | | 6 |
| Jimmie Kennedy | 1 | | 1 | | | | | | | | | | 6 |
| Matt Kofler | 1 | 1 | | | | | | | | | | | 6 |
| Barry Krauss | 1 | | 1 | | | | | | | | | | 6 |
| J.W. Lockett | 1 | | 1 | | | | | | | | | | 6 |

| PLAYER | TDS | RUSH | PASS | INT | FUM | KOR | PR | BLKD | PATs | FGs | 5 | 2PT | TOTAL |
|--------------------|-----|------|------|-----|-----|-----|----|------|------|-----|---|-----|-------|
| Tim Manoa | 1 | | | | | | | | | | | | 6 |
| Robbie Martin | 1 | | | | | | 1 | | | | | | 6 |
| Ray McElroy | | | | | | | | 1 | | | | | 6 |
| Earl Morrall | 1 | 1 | | | | | | | | | | | 6 |
| Billy Newsome | 1 | | | 1 | | | | | | | | | 6 |
| Tom Nowatzke | 1 | 1 | | | | | | | | | | | 6 |
| Joe Orduna | 1 | 1 | | | | | | | | | | | 6 |
| Jerome Pathon | 1 | | 1 | | | | | | | | | | 6 |
| Bill Pellington | 1 | | | 1 | | | | | | | | | 6 |
| Neal Petties | 1 | | 1 | | | | | | | | | | 6 |
| Robert Pratt | 1 | | | | 1 | | | | | | | | 6 |
| Mike Prior | 1 | | | 1 | | | | | | | | | 6 |
| James Pruitt | 1 | | 1 | | | | | | | | | | 6 |
| Charles Robinson | 1 | | | | 1 | | | | | | | | 6 |
| John Sample | 1 | | | | | 1 | | | | | | | 6 |
| Art Schlichter | 1 | 1 | | | | | | | | | | | 6 |
| Bill Schultz | 1 | | 1 | | | | | | | | | | 6 |
| Sanders Shiver | 1 | | | 1 | | | | | | | | | 6 |
| Phil Smith | 1 | | | | | 1 | | | | | | | 6 |
| Howard Stevens | 1 | 1 | | | | | | | | | | | 6 |
| Steve Stonebreaker | 1 | | | | 1 | | | | | | | | 6 |
| Charlie Stukes | 1 | | | 1 | | | | | | | | | 6 |
| Dick Szymanski | 1 | | | 1 | | | | | | | | | 6 |
| Keith Taylor | 1 | | | 1 | | | | | | | | | 6 |
| Jesse Thomas | 1 | | | | 1 | | | | | | | | 6 |
| Zollie Toth | 1 | 1 | | | | | | | | | | | 6 |
| Bake Turner | 1 | | 1 | | | | | | | | | | 6 |
| Rick Volk | 1 | | | 1 | | | | | | | | | 6 |
| Jim Welch | 1 | 1 | | | | | | | | | | | 6 |
| Oliver Williams | 1 | | 1 | | | | | | | | | | 6 |
| Anthony Young | 1 | | | | 1 | | | | | | | | 6 |
| TEAM | | | | | | | | | | | 3 | | 6 |
| Boris Shlapak | | | | | | | | | 4.4 | 0.8 | | | 4 |
| Jeff Leiding | | | | | | | | | | | 2 | | 4 |
| Jim Colvin | | | | | | | | | | | 1 | | 2 |
| Richard Dent | | | | | | | | | | | 1 | | 2 |
| Art Donovan | | | | | | | | | | | 1 | | 2 |
| Ron Fernandes | | | | | | | | | | | 1 | | 2 |
| Tom Finin | | | | | | | | | | | 1 | | 2 |
| Mike Humiston | | | | | | | | | | | 1 | | 2 |
| Bruce laird | | | | | | | | | | | 1 | | 2 |
| Gene Lipscomb | | | | | | | | | | | 1 | | 2 |
| Doug Nettles | | | | | | | | | | | 1 | | 2 |
| Tate Randle | | | | | | | | | | | 1 | | 2 |
| Bill Saul | | | | | | | | | | | 1 | | 2 |
| Lebron Shields | | | | | | | | | | | 1 | | 2 |
| Hosea Taylor | | | | | | | | | | | 1 | | 2 |

HOW THE COLTS WERE BUILT

Year
1992

Draft
Tony McCoy (4b)
Jason Belser (8a)

Trade/Waivers

Free Agents

1994
1995

Bradford Banta (4)
Ellis Johnson (1)
Ken Dilger (2)
Ray McElroy (4)

Bernard Whittington
Marcus Pollard

1996

Marvin Harrison (1)

Kelly Holcomb
Jay Laeuwenburg - UFA (Chi)
Tony Mandarich
Rico Clark

1997

Tarik Glenn (1)
Adam Meadows (2)
Bertrand Berry (3)
Monty Montgomery (4)

1998

Peyton Manning (1)
Jerome Pathon (2)
E.G. Green (3)
Steve McKinney (4)
Anthony Jordan (5)

Michael Barber - Seattle (W)
Tony Blevins - S.F. (W)
Tyrone Poole - Carolina (Tr)
Andre Royal - New Orleans (Tr)
Mark Thomas - Chicago (W)

Billy Austin
Jon Blackman
Jeff Burris - UFA (Buf)
Larry Chester
Jason Charak
Keith Elias
Scott Greene
Nate Hobgood-Chittick
Waverly Jackson
Jason Johnson
Charles Kirby
Kaipo McGuire
Larry Moore
Nakia Reddick
Trey Sartin
Van Tuinei
Mike Vanderjagt

COLTS CHAMPIONSHIP GAMES

NFL CHAMPIONSHIP - DEC. 28, 1958
YANKEE STADIUM

BALTIMORE 23, NEW YORK, 17 - Quarterback Johnny Unitas took the Colts 80 yards in 13 plays, the last a one-yard carry by Alan Ameche through the right side of the Giant line at 8 minutes, 15 seconds of "sudden death" overtime. The regulation game ended 17-17 when Baltimore's Steve Myhra booted a 20-yard field goal seconds from the gun. It has been called "The Greatest Game Ever Played" and the 64,185 who watched it at Yankee Stadium agree.

| | | | | | | |
|-----------|---|----|---|---|---|----|
| Baltimore | 0 | 14 | 0 | 3 | 6 | 23 |
| New York | 3 | 0 | 7 | 7 | 0 | 17 |

NFL CHAMPIONSHIP - DEC. 27, 1959
BALTIMORE MEMORIAL STADIUM

BALTIMORE 31, NEW YORK, 16 - The Giants led 9-7 after three periods by virtue of three field goals by Pat Summerall, but Baltimore's crack defensive backfield took charge in the final quarter, three times making interceptions that resulted in scores. Colt quarterback Johnny Unitas scored one TD and passed for two before a home crowd of 57,545 in Memorial Stadium.

| | | | | | |
|-----------|---|---|---|----|----|
| New York | 3 | 3 | 3 | 7 | 16 |
| Baltimore | 7 | 0 | 0 | 24 | 31 |

NFL CHAMPIONSHIP - DEC. 27, 1964
CLEVELAND STADIUM

CLEVELAND 27, BALTIMORE 0 - Both teams drew blanks in the first half but the Browns nailed down the World Championship with a 17-point third quarter. Quarterback Frank Ryan and fullback Jim Brown made the Cleveland attack click, as it rolled up 20 first downs to Baltimore's 11 and outgained the Colts, 339 to 181 yards. Ryan completed 11 of 18 passes for 206 yards and three touchdowns - all to end Gary Collins from distances of 18, 42 and 51 yards, while the brilliant Brown bulled for 114 yards on 27 shots as Cleveland controlled the ball. Attendance was 79,544.

| | | | | | |
|-----------|---|---|----|----|----|
| Baltimore | 0 | 0 | 0 | 0 | 0 |
| Cleveland | 0 | 0 | 17 | 10 | 27 |

NFL WESTERN DIVISION PLAYOFF -
DEC. 26, 1965 LAMBEAU FIELD

GREEN BAY 13, BALTIMORE 10 - A courageous effort by the undermanned Colts was doomed by a pair of Don Chandler field goals - one with 1:58 remaining from 22 yards to tie the score and a second of 25 yards to conclude 13:39 of "sudden-death" action. The Colts had jumped ahead 7-0, after 21 seconds of play when Don Shinnick scooped up Bill Anderson's fumble and trugged 25 yards to the end zone. They protected their edge tenaciously until the finish as Tom Matte went the route at quarterback, rushing for 57 yards and passing for 40. Zeke Bratkowski, subbing for the injured Bart Starr, completed 22 of 39 aeriels for 248 yards. The Packers ran 81 plays to the Colts' 59 and led in first downs, 23-9. Attendance was 50,484.

| | | | | | |
|-----------|---|---|---|---|----|
| Baltimore | 7 | 3 | 0 | 0 | 10 |
| Green Bay | 0 | 0 | 7 | 3 | 13 |

NFL PLAYOFF - DEC. 22, 1968
BALTIMORE MEMORIAL STADIUM

BALTIMORE 24, MINNESOTA 14 - It was a cold, rainy day when the Colts won the Western Conference championship. The Vikings provided some uncomfortable moments after the Colts obtained a big lead. It was not until late in the first half that the Colts were able to nab a 7-0 lead on Earl Morrall's pass to Tom Mitchell, after

Willie Richardson's diving catch of a 33-yard aerial put the ball at the three. John Mackey's touchdown reception and Mike Curtis' 60-yard return of a fumble made it 21-0 after three quarters. Viking quarterback Joe Kopp fired TD passes to Bill Martin and Bill Brown before time expired. Attendance was 60,238.

| | | | | | |
|-----------|---|---|----|----|----|
| Minnesota | 0 | 0 | 0 | 14 | 14 |
| Baltimore | 0 | 7 | 14 | 3 | 24 |

NFL CHAMPIONSHIP - DEC. 29, 1968
CLEVELAND STADIUM

BALTIMORE 34, CLEVELAND 0 - After a scoreless first period, Baltimore's Tom Matte scored two of his record-tying three touchdowns in a 17-point Colts' second quarter. Meanwhile, the capacity crowd of 80,628 saw the Browns held scoreless for only the second time in the club's history as the Colts registered their fourth shutout of the season.

| | | | | | |
|-----------|---|----|---|----|----|
| Baltimore | 0 | 17 | 7 | 10 | 34 |
| Cleveland | 0 | 0 | 0 | 0 | 0 |

SUPER BOWL III - JAN. 12, 1969
MIAMI ORANGE BOWL

NEW YORK JETS 16, BALTIMORE 7 - Attendance 75,337. Jets' quarterback Joe Namath "guaranteed" victory before the game, then led the AFL to its first Super Bowl victory over a Baltimore team that had lost one of 16 games all season. Namath completed 17 of 28 passes for 206 yards and directed a steady attack that dominated the NFL champions after the Jet defense had intercepted Colt quarterback Earl Morrall three times in the first half. The Jets had 337 total yards, including 121 yards rushing by Matt Snell. John Unitas, who had missed most of the season with a sore elbow, came off the bench and led Baltimore to its only touchdown late in the fourth quarter after New York led, 16-0.

| | | | | | |
|-----------------|---|---|---|---|----|
| New York (AFL) | 0 | 7 | 6 | 3 | 16 |
| Baltimore (NFL) | 0 | 0 | 0 | 7 | 7 |

AFC PLAYOFF - DEC. 26, 1970
BALTIMORE MEMORIAL STADIUM

BALTIMORE 17, CINCINNATI 0 - Attendance 51,127. John Unitas connected with TD passes to Roy Jefferson and Ed Hinton and led the Colts into the AFC title game by defeating Cincinnati. The Baltimore defense came through on a cold, windy day and limited Cincinnati to 63 yards rushing and 76 yards passing. Norm Blalock picked up 116 yards on 25 carries. Jim O'Brien connected with a 44-yard FG and missed one from the same distance. A 49-yard FG try by Horst Muhlmann was blocked by Ray May. Mike Curtis made the game's only interception, picking off one of Virgil Carter's fourth-period passes, to set up an eventual final Colt score.

| | | | | | |
|------------|---|---|---|---|----|
| Cincinnati | 0 | 0 | 0 | 0 | 0 |
| Baltimore | 7 | 3 | 0 | 7 | 17 |

AFC CHAMPIONSHIP - JAN. 3, 1971
BALTIMORE MEMORIAL STADIUM

BALTIMORE 27, OAKLAND 17 - Attendance 56,368. Johnny Unitas' passing and play calling, and the running of rookie Norm Blalock powered the Colts to the AFC Championship. Blalock scored twice and Unitas picked up 245 yards on 111 completions, with his key one coming in the fourth quarter on a 68-yard touchdown reception by Ray Perkins out of a formation with four wide receivers. George Blanda threw TD passes to Fred Biletnikoff and Warren Wells, but was

intercepted three times. Ed Hinton caught five passes for 115 yards.

| | | | | | |
|-----------|---|---|----|---|----|
| Oakland | 0 | 3 | 7 | 7 | 17 |
| Baltimore | 3 | 7 | 10 | 7 | 27 |

SUPER BOWL V - JAN. 17, 1971
MIAMI ORANGE BOWL

BALTIMORE 16, DALLAS 13 - Attendance 79,204. Colts' rookie Jim O'Brien climaxed one of the zaniest professional football games ever played by lofting a 32-yard field goal through the uprights with five seconds left to give Baltimore a 16-13 Super Bowl win. The brutal defensive struggle resulted in 11 turnovers, which prevented a fluid, artistic performance but contributed to the drama of the contest. Dallas nearly put the game away early in the third period when, leading 13-6, the Cowboys recovered Jim Duncan's fumble on the 2nd half kickoff and zipped to the Colts' two. Duane Thomas, however, fumbled on the next play. Rick Volk provided Baltimore with the opportunity to tie the halfway through the fourth period when he intercepted Craig Morton on the Dallas 38 and returned it to the three. Tom Nowatzke scored and it was 13-13. Mike Curtis intercepted another Morton pass on the Dallas 41 in the final minute and ran it back to the 28. The Colts stopped the clock with nine seconds left and O'Brien made history. Morton's desperation pass on the final play of the game was intercepted by Jerry Logan.

| | | | | | |
|-----------------|---|----|---|----|----|
| Baltimore (AFC) | 0 | 6 | 0 | 10 | 16 |
| Dallas (NFL) | 3 | 10 | 0 | 0 | 13 |

AFC PLAYOFF - DEC. 26, 1971
CLEVELAND STADIUM

BALTIMORE 20, CLEVELAND 3 - Attendance 74,082. Don Nottingham, playing for the injured Norm Blalock, scored two TDs and rushed for 92 yards, while Baltimore's strong defense dominated play in a 20-3 victory over Cleveland. Jim O'Brien added two field goals for the Colts and Don Cockroft, who had two kicks blocked by Bubba Smith, produced two of Bill Nelsen's passes and Charlie Stukes picked off a third. John Unitas blended the strong running of Nottingham with passes to his favorite target, tight end Tom Mitchell, who caught 5 for 73 yards.

| | | | | | |
|-----------|---|----|---|---|----|
| Baltimore | 0 | 14 | 3 | 3 | 20 |
| Cleveland | 0 | 0 | 3 | 0 | 3 |

AFC CHAMPIONSHIP - JAN. 2, 1972
MIAMI ORANGE BOWL

MIAMI 21, BALTIMORE 0 - Attendance 75,629. The Colts, playing without starting running backs Norm Blalock and Tom Matte, still compiled 302 yards to Miami's 286, but were damaged by the Dolphins' big plays - Bob Griese's 75i pass to Paul Warfield in the first period and Dick Anderson's 62i interception return in the third quarter. Larry Csonka carried five yards for a fourth quarter touchdown for Miami. John Unitas completed 20 of 36 passes for 224 yards, but Colts were shutout for the first time since Dec. 5, 1965.

| | | | | | |
|-----------|---|---|---|---|----|
| Baltimore | 0 | 0 | 0 | 0 | 0 |
| Miami | 7 | 0 | 7 | 7 | 21 |

AFC PLAYOFF - DEC. 27, 1975
THREE RIVERS STADIUM

PITTSBURGH 28, BALTIMORE 10 - Attendance 49,053. The Colts kept the game close with the defending Super Bowl champions until the final period, even without the services of starting QB Bert Jones. Jones sustained a severe bruise to his throwing arm on the first

offensive series and was unable to return until the fourth quarter. Backup Marty Domres generated a second quarter score with a 5-yard TD toss to Glenn Doughty. The Colts trailed 14-10 after three quarters before Pittsburgh's Terry Bradshaw scored on a 2-yard run midway through the final period. Andy Russell led the victory in the final two minutes when he returned a Jones fumble 93 yards.

| | | | | | |
|------------|---|---|---|----|----|
| Baltimore | 0 | 7 | 3 | 0 | 10 |
| Pittsburgh | 7 | 0 | 7 | 14 | 28 |

**AFC PLAYOFF - DEC. 19, 1976
BALTIMORE MEMORIAL STADIUM**

PITTSBURGH 40, BALTIMORE 14 - Attendance 60,020. The Colts were playing "catch-up" ball all afternoon as the Steelers struck early and often. On the third play of the game, Pittsburgh stunned the Colts defense with a 76-yard TD bomb from Terry Bradshaw to Frank Lewis. Baltimore countered with a first quarter Bert Jones TD pass to Roger Carr covering 17 yards, but it would be the Colts' only score until the final period. A 60-yard kickoff return by Theo Bell and a 50-yard Franco Harris run were key plays in building the Steelers' 26-7 halftime lead. The Pittsburgh offense amassed 526 total yards as Bradshaw threw for 264 and Harris picked up 132 on the ground.

| | | | | | |
|------------|---|----|---|----|----|
| Pittsburgh | 9 | 17 | 0 | 14 | 40 |
| Baltimore | 7 | 0 | 0 | 7 | 14 |

**AFC PLAYOFF - DEC. 24, 1977
BALTIMORE MEMORIAL STADIUM**

OAKLAND 37, BALTIMORE 31 - Attendance 60,763. In one of the longest football games ever played, the Colts and Raiders needed six quarters to decide their AFC playoff game. An Errol Mann 22-yard FG with only 26 seconds left in regulation tied the game at 31. After a scoreless fifth quarter, Oakland ended the game when Ken Stabler hit Dave Casper for a 10-yard score. The lead changed hands nine times throughout the game. The Colts had some outstanding individual efforts in all facets of the game. Ron Lee came off the bench to rush for 46 yards and two TDs on 11 carries. Bruce Laird intercepted two passes and returned one 61 yards for a TD. Marshall Johnson raced 87

yards with a kickoff for a score.

| | | | | | | | |
|-----------|---|----|----|----|---|---|----|
| Oakland | 7 | 0 | 14 | 10 | 0 | 6 | 37 |
| Baltimore | 0 | 10 | 7 | 14 | 0 | 0 | 31 |

**AFC PLAYOFF - JAN. 9, 1988
CLEVELAND STADIUM**

CLEVELAND 38, INDIANAPOLIS 21 - Attendance 79,838. The Colts and Browns traded first half touchdowns before Cleveland seized control with 17 unanswered second-half points on the way to a 38-21 win. Cleveland held a slight edge (404-315) in net yards, and held running back Eric Dickerson to 50 yards on 15 rushes. Bernie Kosar was 20 of 31 for 229 yards and three scores, while Jack Trudeau hit 21 of 33 tosses for 251 yards and two touchdowns.

| | | | | | |
|--------------|---|---|---|----|----|
| Indianapolis | 7 | 7 | 0 | 7 | 21 |
| Cleveland | 7 | 7 | 7 | 17 | 38 |

**AFC WILDCARD - DEC. 31, 1995
SAN DIEGO JACK MURPHY STADIUM**

INDIANAPOLIS 35, SAN DIEGO 20 - Attendance 61,182. The Colts posted their first playoff win since 1971 as Jim Harbaugh tossed two scoring passes and ran for a touchdown, while rookie Zack Crockett set a club playoff rushing mark with 147 yards on 13 carries. The Colts made the sixth lead change of the game stand when Harbaugh hit Sean Dawkins on a 421 pass late in the third quarter. Crockett, who tallied on a 331 first-half rush, burst a 66t dash in the final quarter to decide the outcome. The Colts intercepted Stan Humphries four times. Crockett was one of 12 Colts not born when the team last won a playoff game.

| | | | | | |
|--------------|---|----|---|----|----|
| Indianapolis | 0 | 14 | 7 | 14 | 35 |
| San Diego | 3 | 7 | 7 | 3 | 20 |

**AFC PLAYOFF - JAN. 7, 1996
ARROWHEAD STADIUM**

INDIANAPOLIS 10, KANSAS CITY 7 - Attendance 77,594. The Colts topped the AFC top-seeded Chiefs, 10-7, when Lin Elliott's 42-yard field goal was wide left with :37 remaining. Jim Harbaugh guided the club on a marathon 18-play, 77-yard second-quarter march to tie the contest with a 51 loss to Floyd Turner. The Colts pirated three Kansas City

passes, one by Ashley Ambrose that set up a 30-yard Cary Blanchard third-quarter field goal. Fourth-quarter interceptions by Quentyn Coryatt and Eugene Daniel helped spoil the Chiefs' 8-0 home mark. The game was played in 11-degree weather with a wind chill of -9 degrees. The win tied Ted Marchibroda with Don Shula as the winningest head coach in club history.

| | | | | | |
|--------------|---|---|---|---|----|
| Indianapolis | 0 | 7 | 3 | 0 | 10 |
| Kansas City | 7 | 0 | 0 | 0 | 7 |

**AFC CHAMPIONSHIP - JAN. 14, 1996
THREE RIVERS STADIUM**

PITTSBURGH 20, INDIANAPOLIS 16 - Attendance 61,062. In one of the most compelling AFC Championship Games, the Colts' title bid ended when a Jim Harbaugh desperation end zone pass at the gun eluded the grasp of Aaron Bailey. The game stood 13-9 in Pittsburgh's favor in the final quarter when Harbaugh hit Floyd Turner on a 471 strike with 8:46 to go. Unable to run out the clock, the Colts punted to Pittsburgh with 3:03 remaining. Neil O'Donnell teamed with Ernie Mills on a 37-yard pass to the Colts' one, where Bam Morris tallied with 1:34 left. Harbaugh marched the Colts from their 15 to the Steelers' 29 with :05 left before his final pass fell incomplete.

| | | | | | |
|--------------|---|---|---|---|----|
| Indianapolis | 3 | 3 | 3 | 7 | 16 |
| Pittsburgh | 3 | 7 | 3 | 7 | 20 |

**AFC WILDCARD - DEC. 29, 1996
THREE RIVERS STADIUM**

PITTSBURGH 42, INDIANAPOLIS 14 - Pittsburgh rushed for 231 yards and five touchdowns to eliminate the Colts from the playoffs, 42-14. Eugene Daniel's 591 interception return and Aaron Bailey's 91 reception from Jim Harbaugh (12-32-134, 1 TD/int.) gave the Colts a 14-13 halftime lead. Pittsburgh exploited Indianapolis on the ground, rolling to a 190-yard advantage. The game turned in the third quarter with a 91-yard TD drive by Pittsburgh. The Steelers tallied 21 points in the final quarter. It was the first time the Colts made the playoffs in consecutive seasons since 1975-77.

| | | | | | |
|----------|----|----|---|----|----|
| Colts | 0 | 14 | 0 | 0 | 14 |
| Steelers | 10 | 3 | 8 | 21 | 42 |



RB-Alan Ameche scored at 8:15 of overtime as the Colts beat the New York Giants, 23-17, on December 28, 1958 in "The Greatest Game Ever Played".

PLAYOFF SUMMARY

NFL CHAMPIONSHIP GAME - December 28, 1958 - Yankee Stadium

| | | | | | | |
|-----------------|---|----|---|---|---|----|
| COLTS | 0 | 14 | 0 | 3 | 6 | 23 |
| NEW YORK | 3 | 0 | 7 | 7 | 0 | 17 |

SCORING SUMMARY

NYG Summerrall 36 FG
 Colts Ameche 2 run (Myhra kick)
 Colts Berry 15 pass from Unitas (Myhra kick)
 NYG Triplett 1 run (Summerrall kick)
 NYG Gifford 15 pass from Conerly (Summerrall kick)
 Colts Myhra 20 FG
 Colts Ameche 1 run (no attempt)

COLTS STARTING LINEUP

| | | | |
|-----------------|----|-----|-----------------|
| Raymond Berry | WR | LE | Gino Marchetti |
| Jim Parker | IT | IT | Art Donovan |
| Art Spinney | LG | RT | Gene Lipscomb |
| Buzz Nutter | C | RE | Don Joyce |
| Alex Sandusky | RG | LLB | Leo Sanford |
| George Preas | RT | MLB | Bill Pellington |
| Jim Mutscheller | TE | RLB | Don Shinnick |
| Lenny Moore | WR | LCB | Carl Taseff |
| John Unitas | QB | RCB | Milt Davis |
| LS: Dupre | RB | LS | Andy Nelson |
| Alan Ameche | RB | RS | Ray Brown |

SUBSTITUTIONS

K-Steve Myhra, P-Ray Brown; Offense: QB-George Shaw; RB-Jack Call, Art DeCarlo, Lenny Lyles, Billy Prier; WR-Bert Rechichar; OL-Fred Thurston, Steve Myhra, Sherman Plunkett; Defense: DL-Ordell Braasre, Ray Krouse; DBs-John Sample, Jackie Simpson

| | |
|-------------------|-----------------|
| COLTS | GIANTS |
| TOTAL FIRST DOWNS | 27 10 |
| Rushing | 9 3 |
| Passing | 17 7 |
| Penalty | 1 0 |
| TOTAL NET YARDS | 452 266 |
| Total Plays | 83 52 |
| Avg. Per Play | 5.5 5.1 |
| NET YARDS RUSHING | 138 88 |
| Total Rushes | 39 31 |
| NET YARDS PASSING | 314 178 |
| Passing A-C-I | 40-26-1 18-12-0 |
| Tackled/Yds Lost | 4/35 3/22 |
| Gross Yards | 349 200 |
| Completion Pct. | 65.0 66.7 |
| PUNTS/AVERAGE | 4/50.8 6/45.6 |
| PENALTIES/YARDS | 3/15 2/22 |
| FUMBLES/BALL LOST | 2/2 6/4 |
| TDs R-P-Def-Rt | 2-1-0-0 1-1-0-0 |
| FIELD GOALS | 27,46,20 36 |

| | | | | | |
|----------------|------------|-------------|-------------|-----------|-----------|
| RUSHING | No. | Yds. | Avg. | LG | TD |
| Ameche | 14 | 65 | 4.6 | 23 | 2 |
| Dupre | 11 | 30 | 2.7 | 10 | 0 |
| Moore | 8 | 23 | 2.9 | 10 | 0 |
| Unitas | 6 | 20 | 3.3 | 15 | 0 |
| COLTS | 39 | 138 | 3.5 | 23 | 2 |
| Gifford | 12 | 60 | 5.0 | 38 | 0 |
| Webster | 9 | 24 | 2.7 | 8 | 0 |
| Triplett | 5 | 12 | 2.4 | -8 | 1 |
| Conerly | 2 | 5 | 2.5 | 5 | 0 |
| King | 3 | -13 | -4.3 | 4 | 0 |
| GIANTS | 31 | 88 | 2.8 | 38 | 1 |

| | | | | | |
|------------------|------------|-------------|-------------|-----------|-----------|
| RECEIVING | No. | Yds. | Avg. | LG | TD |
| Berry | 12 | 178 | 14.8 | 25 | 1 |
| Mutscheller | 6 | 101 | 16.8 | 60 | 0 |
| Ameche | 3 | 46 | 15.3 | 32 | 0 |
| Dupre | 3 | 17 | 10.0 | 10 | 0 |
| Dupre | 2 | 7 | 3.5 | 4 | 0 |
| COLTS | 26 | 349 | 13.4 | 60 | 1 |
| Gifford | 3 | 15 | 5.0 | 15 | 1 |
| Role | 2 | 76 | 38.0 | 62 | 0 |
| Schnelker | 2 | 63 | 31.5 | 46 | 0 |
| Webster | 2 | 16 | 8.0 | 9 | 0 |
| Triplett | 2 | 15 | 7.5 | 9 | 0 |
| McAfee | 1 | 15 | 15.0 | 15 | 0 |
| GIANTS | 12 | 200 | 16.7 | 62 | 1 |

| | | | | | |
|----------------------|-------------|-------------|-------------|-----------|-----------|
| INTERCEPTIONS | No. | Yds. | Avg. | LG | TD |
| COLTS | None | | | | |
| Crow | 1 | 5 | 5.0 | 5 | 0 |
| GIANTS | 1 | 5 | 5.0 | 5 | 0 |

| | | | | | | | |
|----------------|------------|-------------|-------------|-------------|-----------|-----------|-------------|
| PUNTING | No. | Yds. | Avg. | Net | TB | LG | Blk. |
| Brown | 4 | 203 | 50.8 | 44.0 | 0 | 57 | 0 |
| COLTS | 4 | 203 | 50.8 | 44.0 | 0 | 57 | 0 |
| Chandler | 6 | 274 | 45.6 | 44.0 | 0 | 53 | 0 |
| GIANTS | 6 | 274 | 45.6 | 44.0 | 0 | 53 | 0 |

| | | | | | |
|---------------------|------------|-------------|-------------|-----------|-----------|
| PUNT RETURNS | No. | Yds. | Avg. | LG | TD |
| Taseff | 4 | 10 | 2.5 | 7 | 0 |
| Moore | 1 | 0 | 0.0 | 0 | 0 |
| COLTS | 5 | 10 | 2.0 | 7 | 0 |
| Maynard | 2 | 13 | 6.5 | 9 | 0 |
| Patton | 1 | 14 | 14.0 | 14 | 0 |
| Crow | 1 | 0 | 0.0 | 0 | 0 |
| GIANTS | 4 | 27 | 6.8 | 14 | 0 |

| | | | | | | | | | | | | |
|----------------|-------------|--------------|-------------|-------------|------------------|-----------|------------|-------------|--------------|-----------|---------------|---------------|
| PASSING | Att. | Comp. | Yds. | Pct. | Avg./Att. | TD | %TD | Int. | %Int. | LG | Sacked | Rating |
| Unitas | 40 | 26 | 349 | 65.0 | 8.73 | 1 | 2.5 | 1 | 2.5 | 60 | 4/35 | 90.5 |
| COLTS | 40 | 26 | 349 | 65.0 | 8.73 | 1 | 2.5 | 1 | 2.5 | 60 | 4/35 | 90.5 |
| Conerly | 14 | 10 | 187 | 71.4 | 13.36 | 1 | 7.1 | 0 | 0.0 | 62 | 3/22 | 137.5 |
| Heinrich | 4 | 2 | 13 | 50.0 | 3.25 | 0 | 0.0 | 0 | 0.0 | 7 | 0/0 | 57.3 |
| GIANTS | 18 | 12 | 200 | 66.7 | 11.11 | 1 | 5.5 | 0 | 0.0 | 62 | 3/22 | 122.5 |

| | | | | | |
|------------------------|------------|-------------|-------------|-----------|-----------|
| KICKOFF RETURNS | No. | Yds. | Avg. | LG | TD |
| Lyles | 2 | 39 | 19.5 | 20 | 0 |
| Simpson | 1 | 13 | 13.0 | 23 | 0 |
| COLTS | 3 | 62 | 20.7 | 23 | 0 |
| Maynard | 2 | 31 | 15.5 | 21 | 0 |
| Triplett | 1 | 21 | 21.0 | 21 | 0 |
| GIANTS | 3 | 52 | 17.3 | 21 | 0 |

NFL CHAMPIONSHIP GAME - December 27, 1959 - Memorial Stadium

| | | | | | |
|-----------------|---|---|---|----|----|
| NEW YORK | 3 | 3 | 3 | 7 | 16 |
| COLTS | 7 | 0 | 0 | 24 | 31 |

SCORING SUMMARY

COLTS Moore 59 pass from Unitas (Myhra kick)
 NYG Summerrall 37 FG
 NYG Summerrall 22 FG
 Colts Unitas 4 run (Myhra kick)
 Colts Richardson 12 pass from Unitas (Myhra kick)
 Colts Sample 42 interception return (Myhra kick)
 Colts Myhra 25 FG
 NYG Schnelker 32 pass from Conerly (Summerrall kick)

COLTS STARTING LINEUP

| | | | |
|-----------------|----|-----|-----------------|
| Raymond Berry | WR | LE | Gino Marchetti |
| Jim Parker | IT | IT | Art Donovan |
| Art Spinney | LG | RT | Gene Lipscomb |
| Buzz Nutter | C | RE | Don Joyce |
| Alex Sandusky | RG | LLB | Bill Pellington |
| George Preas | RT | MLB | Dick Szymanski |
| Jim Mutscheller | TE | RLB | Don Shinnick |
| Lenny Moore | WR | LCB | Carl Taseff |
| John Unitas | QB | RCB | Milt Davis |
| Mike Sommer | RB | LS | Andy Nelson |
| Alan Ameche | RB | RS | John Sample |

SUBSTITUTIONS

K-Steve Myhra, P-WR Dave Sherer; Offense: RBs-Alex Hawkins, Billy Prier, Harold Lewis; OL-Sherman Plunkett; Defense: DL-Ray Krouse, Ordell Braasre, Ed Cooke; LB-Marv Matuszak; DBs-Ray Brown, Jackie Simpson; DNP - DB-Bert Rechichar

| | |
|-------------------|-----------------|
| COLTS | GIANTS |
| TOTAL FIRST DOWNS | 13 16 |
| Rushing | 7 3 |
| Passing | 10 11 |
| Penalty | 0 1 |
| TOTAL NET YARDS | 280 323 |
| NET YARDS RUSHING | 73 118 |
| Total Rushes | 25 25 |
| NET YARDS PASSING | 207 205 |
| Passing A-C-I | 29-18-0 38-17-3 |
| Tackled/Yds Lost | NA/57 NA/45 |
| Gross Yards | 264 250 |
| Completion Pct. | 62.1 44.7 |
| PUNTS/AVERAGE | 6/37.1 6/47.9 |
| PENALTIES/YARDS | 4/20 3/23 |
| FUMBLES/BALL LOST | 1/0 1/0 |
| TDs R-P-Def-Rt | 1-2-1-0 0-1-0-0 |
| FIELD GOALS | 42,25 23,37,22 |

| | | | | | |
|----------------|------------|-------------|-------------|-----------|-----------|
| RUSHING | No. | Yds. | Avg. | LG | TD |
| Ameche | 9 | 31 | 3.4 | 6 | 0 |
| Sommer | 6 | 15 | 2.5 | 5 | 0 |
| Prier | 4 | 14 | 3.5 | 4 | 0 |
| Moore | 4 | 7 | 1.8 | 3 | 0 |
| Unitas | 2 | 6 | 3.0 | 4 | 1 |
| COLTS | 25 | 73 | 2.9 | 6 | 1 |
| Gifford | 9 | 50 | 5.6 | 23 | 0 |
| Triplett | 5 | 37 | 7.4 | 28 | 0 |
| Webster | 8 | 25 | 3.1 | 9 | 0 |
| King | 3 | 6 | 2.0 | 4 | 0 |
| GIANTS | 25 | 118 | 4.7 | 28 | 0 |

| | | | | | |
|------------------|------------|-------------|-------------|-----------|-----------|
| RECEIVING | No. | Yds. | Avg. | LG | TD |
| Berry | 5 | 68 | 13.6 | 28 | 0 |
| Mutscheller | 5 | 40 | 8.0 | 15 | 0 |
| Moore | 3 | 126 | 42.0 | 59 | 1 |
| Prier | 2 | 7 | 3.5 | 9 | 0 |
| Richardson | 1 | 12 | 12.0 | 12 | 1 |
| Ameche | 1 | 12 | 12.0 | 12 | 0 |
| Sommer | 1 | 1 | 1.0 | 1 | 0 |
| COLTS | 18 | 264 | 14.7 | 59 | 2 |
| Schnelker | 9 | 175 | 19.4 | 48 | 1 |
| King | 4 | 17 | 4.3 | 11 | 0 |
| Role | 2 | 41 | 20.5 | 22 | 0 |
| Gifford | 1 | 19 | 19.0 | 19 | 0 |
| Triplett | 1 | 2 | 2.0 | 2 | 0 |
| GIANTS | 17 | 250 | 14.7 | 48 | 1 |

| | | | | | |
|----------------------|-------------|-------------|-------------|-----------|-----------|
| INTERCEPTIONS | No. | Yds. | Avg. | LG | TD |
| Sample | 2 | 76 | 38.0 | 42 | 1 |
| Nelson | 1 | 17 | 17.0 | 17 | 0 |
| COLTS | 3 | 93 | 31.0 | 42 | 1 |
| GIANTS | None | | | | |

| | | | | | | | |
|----------------|------------|-------------|-------------|-------------|-----------|-----------|-------------|
| PUNTING | No. | Yds. | Avg. | Net | TB | LG | Blk. |
| Sherer | 6 | 222 | 37.1 | 36.2 | 0 | 44 | 0 |
| COLTS | 6 | 222 | 37.1 | 36.2 | 0 | 44 | 0 |
| Chandler | 6 | 287 | 47.9 | 42.2 | 1 | 54 | 0 |
| GIANTS | 6 | 287 | 47.9 | 42.2 | 1 | 54 | 0 |

| | | | | | |
|---------------------|------------|-------------|-------------|-----------|-----------|
| PUNT RETURNS | No. | Yds. | Avg. | LG | TD |
| Sample | 3 | 24 | 8.0 | 15 | 0 |
| Taseff | 1 | 10 | 10.0 | 10 | 0 |
| COLTS | 4 | 34 | 8.5 | 15 | 0 |
| Crow | 3 | 5 | 1.7 | 5 | 0 |
| Morrison | 2 | 0 | 0.0 | 0 | 0 |
| Patton | 1 | 0 | 0.0 | 0 | 0 |
| GIANTS | 6 | 5 | 0.8 | 5 | 0 |

| | | | | | |
|------------------------|------------|-------------|-------------|-----------|-----------|
| KICKOFF RETURNS | No. | Yds. | Avg. | LG | TD |
| Hawkins | 1 | 28 | 28.0 | 28 | 0 |
| Myhra | 1 | 16 | 16.0 | 16 | 0 |
| Lewis | 1 | 12 | 12.0 | 12 | 0 |
| Sample | 1 | 8 | 8.0 | 8 | 0 |
| COLTS | 4 | 64 | 16.0 | 28 | 0 |
| King | 2 | 60 | 30.0 | 35 | 0 |
| Morrison | 2 | 54 | 27.0 | 33 | 0 |
| Triplett | 1 | 21 | 21.0 | 21 | 0 |
| GIANTS | 5 | 135 | 27.0 | 35 | 0 |

| | | | | | | | | | | | | |
|----------------|-------------|--------------|-------------|-------------|------------------|-----------|------------|-------------|--------------|-----------|---------------|---------------|
| PASSING | Att. | Comp. | Yds. | Pct. | Avg./Att. | TD | %TD | Int. | %Int. | LG | Sacked | Rating |
| Unitas | 29 | 18 | 264 | 62.1 | 9.10 | 2 | 6.9 | 0 | 0.0 | 59 | NA/57 | 114.7 |
| COLTS | 29 | 18 | 264 | 62.1 | 9.10 | 2 | 6.9 | 0 | 0.0 | 59 | NA/57 | 114.7 |
| Conerly | 35 | 16 | 232 | 45.7 | 6.63 | 1 | 2.9 | 2 | 5.7 | 48 | NA/45 | 53.5 |
| Gifford | 2 | 1 | 18 | 50.0 | 9.00 | 0 | 0.0 | 1 | 50.0 | 18 | 0/0 | 41.7 |
| King | 1 | 0 | 0 | 0.0 | 0.00 | 0 | 0.0 | | | | | |

NFL CHAMPIONSHIP GAME — December 27, 1964 - Municipal Stadium

| | | | | | |
|-----------|---|---|----|----|----|
| COLTS | 0 | 0 | 0 | 0 | 0 |
| CLEVELAND | 0 | 0 | 17 | 10 | 27 |

SCORING SUMMARY

Groza 43 FG
 Collins 18 pass from Ryan (Groza kick)
 Collins 42 pass from Ryan (Groza kick)
 Collins 51 pass from Ryan (Groza kick)
 Groza 10 FG

COLTS STARTING LINEUP

| | | | |
|----------------|----|-----|--------------------|
| Raymond Berry | WR | LE | Gino Marchetti |
| Bob Vogel | IT | IT | Guy Reese |
| Jim Parker | LG | RT | Fred Miller |
| Dick Szymanski | C | RE | Ordell Braasce |
| Alex Sandusky | RG | LLB | Steve Stonebreaker |
| George Preas | RT | MLB | Bill Pellington |
| John Mackey | TE | RIB | Dan Shinnick |
| Jimmy Orr | WR | LCB | Bobby Boyd |
| John Unitas | QB | RCB | Lenny Iyles |
| Jerry Hill | RB | LS | Jerry Logan |
| Lenny Moore | RB | RS | Jim Welch |

SUBSTITUTIONS

K/DeLou Michaels, P/OT-Tom Gilburg; Offense: RBs-Alex Hawkins, Tony Lorick, Tom Matte, Joe Donovan; WRs-Neal Patten, Butch Wilson; OL-Lou Kirauc, Dan Sullivan; Defense: DL-Billy Ray Smith, John Diehl; LBs-Ted Davis, Jackie Burkett; DB-Wendell Harris; DNP - QB-Gary Cuozzo, DB-Alvin Haymond, WR-Willie Richardson

| PASSING | Att. | Comp. | Yds. | Pct. | Avg./Att. |
|---------------|-----------|-----------|------------|-------------|--------------|
| Unitas | 20 | 12 | 95 | 60.0 | 4.75 |
| COLTS | 20 | 12 | 95 | 60.0 | 4.75 |
| Ryan | 18 | 11 | 206 | 61.1 | 11.44 |
| BROWNS | 18 | 11 | 206 | 61.1 | 11.44 |

| | | | | | |
|-----------|---|---|---|---|----|
| COLTS | 7 | 3 | 0 | 0 | 10 |
| GREEN BAY | 0 | 0 | 7 | 3 | 13 |

SCORING SUMMARY

Colts Shinnick 25 fumble return (Michaels kick)
 Michaels 15 FG
 GB Horning 1 run (Chandler kick)
 GB Chandler 22 FG
 GB Chandler 25 FG

COLTS STARTING LINEUP

| | | | |
|----------------|----|-----|--------------------|
| Raymond Berry | WR | LE | Lu Michaels |
| Bob Vogel | IT | IT | Billy Ray Smith |
| Jim Parker | LG | RT | Fred Miller |
| Dick Szymanski | C | RE | Ordell Braasce |
| Alex Sandusky | RG | LLB | Steve Stonebreaker |
| George Preas | RT | MLB | Dennis Gaubatz |
| John Mackey | TE | LCB | Dan Shinnick |
| Jimmy Orr | WR | LCB | Bobby Boyd |
| Tom Matte | QB | RCB | Lenny Iyles |
| Jerry Hill | RB | LS | Jerry Logan |
| Lenny Moore | RB | RS | Wendell Harris |

SUBSTITUTIONS

K/DeLou Michaels, P/OT-Tom Gilburg; Offense: RBs-Tony Lorick, Mike Curtis; WRs-Alex Hawkins, Neal Patten, Butch Wilson; OL-Dan Sullivan, Buzz Nutter; Glenn Resler; Defense: DL-Roy Hilton; LBs-Mike Strofolino, Ted Davis; DBs-Jim Welch, Alvin Haymond; DNP - T-Guy Reese, WR-Willie Richardson

| PASSING | Att. | Comp. | Yds. | Pct. | Avg./Att. |
|----------------|-----------|-----------|------------|-------------|-------------|
| Matte | 12 | 5 | 40 | 41.7 | 3.33 |
| COLTS | 12 | 5 | 40 | 41.7 | 3.33 |
| Strankowski | 39 | 22 | 248 | 56.4 | 6.36 |
| Start | 1 | 1 | 100.0 | 10.00 | |
| Horning | 1 | 0 | 0.0 | 0.00 | |
| PACKERS | 41 | 23 | 258 | 56.1 | 6.29 |

| TOTAL FIRST DOWNS | | COLTS | BROWNS |
|-------------------|-----------|--------------|--------|
| Rushing | | 11 | 20 |
| Passing | | 5 | 8 |
| Penalty | | 4 | 9 |
| 3rd Dwn M/A/Pct | 4/10 40.0 | 5/12 41.7 | |
| 4th Dwn M/A/Pct | 0/0 0.0 | 0/0 0.0 | |
| TOTAL NET YARDS | | 181 | 339 |
| Total Plays | | 47 | 60 |
| Avg. Per Play | | 3.9 | 5.7 |
| NET YARDS RUSHING | | 92 | 142 |
| Total Rushes | | 25 | 41 |
| NET YARDS PASSING | | 89 | 197 |
| Passing A-C-I | 20-12-2 | 18-11-1 | |
| Tackled/Yds Lost | 2/6 | 1/9 | |
| Gross Yards | 95 | 206 | |
| Completion Pct. | 60.0 | 61.1 | |
| PUNTS/AVERAGE | 4/33.7 | 3/44.0 | |
| PENALTIES/YARDS | 5/38 | 7/59 | |
| FUMBLES/BALL LOST | 2/2 | 0/0 | |
| Tds: R-P-De/Rt | 0-0-0 | 0-3-0 | |
| FIELD GOALS | | 43.10 | |

| RUSHING | No. | Yds. | Avg. | LG | TD |
|---------------|-----------|------------|------------|-----------|----------|
| Moore | 9 | 40 | 4.4 | 15 | 0 |
| Hill | 9 | 31 | 3.4 | 8 | 0 |
| Unitas | 6 | 30 | 5.0 | 16 | 0 |
| Boyd | 1 | -9 | -9.0 | 0 | 0 |
| COLTS | 25 | 92 | 3.7 | 16 | 0 |
| Brown | 27 | 114 | 4.2 | 46 | 0 |
| Green | 10 | 29 | 2.9 | 9 | 0 |
| Ryan | 3 | 2 | 0.7 | 4 | 0 |
| Warfield | 1 | -3 | -3.0 | 0 | 0 |
| BROWNS | 41 | 142 | 3.5 | 46 | 0 |

| RECEIVING | No. | Yds. | Avg. | LG | TD |
|---------------|-----------|------------|-------------|-----------|----------|
| Berry | 3 | 38 | 12.7 | 23 | 0 |
| Lorick | 3 | 18 | 6.0 | 8 | 0 |
| Orr | 2 | 31 | 15.5 | 16 | 0 |
| Moore | 2 | 4 | 2.0 | 9 | 0 |
| Mackey | 1 | 2 | 2.0 | 2 | 0 |
| Hill | 1 | 2 | 2.0 | 2 | 0 |
| COLTS | 12 | 95 | 7.9 | 23 | 0 |
| Collins | 5 | 130 | 26.0 | 51 | 3 |
| Brown | 3 | 37 | 12.3 | 23 | 0 |
| Brewer | 2 | 26 | 13.0 | 13 | 0 |
| Warfield | 1 | 13 | 13.0 | 13 | 0 |
| BROWNS | 11 | 206 | 18.7 | 51 | 3 |

| INTERCEPTIONS | No. | Yds. | Avg. | LG | TD |
|---------------|----------|-----------|-------------|-----------|----------|
| Shinnick | 1 | 14 | 14.0 | 14 | 0 |
| COLTS | 1 | 14 | 14.0 | 14 | 0 |
| Beach | 1 | 9 | 9.0 | 9 | 0 |
| Castello | 1 | 1 | 1.0 | 1 | 0 |
| BROWNS | 2 | 10 | 10.0 | 9 | 0 |

| PUNTING | No. | Yds. | Avg. | Net | TB | LG | Blk. |
|---------------|----------|------------|-------------|-------------|----------|-----------|----------|
| Gilburg | 4 | 135 | 33.7 | 30.5 | 0 | 45 | 0 |
| COLTS | 4 | 135 | 33.7 | 30.5 | 0 | 45 | 0 |
| Collins | 3 | 132 | 44.0 | 31.3 | 1 | 58 | 0 |
| BROWNS | 3 | 132 | 44.0 | 31.3 | 1 | 58 | 0 |

| PUNT RETURNS | No. | FC | Yds. | Avg. | LG | TD |
|---------------|----------|----------|-----------|-------------|-----------|----------|
| Logan | 1 | 0 | 18 | 18.0 | 18 | 0 |
| Harris | 1 | 0 | 0 | 0.0 | 0 | 0 |
| COLTS | 2 | 0 | 18 | 9.0 | 18 | 0 |
| Roberts | 1 | 0 | 13 | 13.0 | 13 | 0 |
| BROWNS | 1 | 0 | 13 | 13.0 | 13 | 0 |

| KICKOFF RETURNS | No. | Yds. | Avg. | LG | TD |
|-----------------|----------|-----------|-------------|-----------|----------|
| Lorick | 1 | 15 | 15.0 | 15 | 0 |
| Matte | 1 | 12 | 12.0 | 12 | 0 |
| Team | 1 | 2 | 2.0 | 2 | 0 |
| COLTS | 3 | 29 | 9.7 | 15 | 0 |
| Roberts | 1 | 21 | 21.0 | 21 | 0 |
| BROWNS | 1 | 21 | 21.0 | 21 | 0 |

WESTERN CONFERENCE CHAMPIONSHIP — December 26, 1965 - Lambeau Field

| | | | | | |
|-----------|---|---|---|---|----|
| COLTS | 7 | 3 | 0 | 0 | 10 |
| GREEN BAY | 0 | 0 | 7 | 3 | 13 |

SCORING SUMMARY

Colts Shinnick 25 fumble return (Michaels kick)
 Michaels 15 FG
 GB Horning 1 run (Chandler kick)
 GB Chandler 22 FG
 GB Chandler 25 FG

COLTS STARTING LINEUP

| | | | |
|----------------|----|-----|--------------------|
| Raymond Berry | WR | LE | Lu Michaels |
| Bob Vogel | IT | IT | Billy Ray Smith |
| Jim Parker | LG | RT | Fred Miller |
| Dick Szymanski | C | RE | Ordell Braasce |
| Alex Sandusky | RG | LLB | Steve Stonebreaker |
| George Preas | RT | MLB | Dennis Gaubatz |
| John Mackey | TE | LCB | Dan Shinnick |
| Jimmy Orr | WR | LCB | Bobby Boyd |
| Tom Matte | QB | RCB | Lenny Iyles |
| Jerry Hill | RB | LS | Jerry Logan |
| Lenny Moore | RB | RS | Wendell Harris |

SUBSTITUTIONS

K/DeLou Michaels, P/OT-Tom Gilburg; Offense: RBs-Tony Lorick, Mike Curtis; WRs-Alex Hawkins, Neal Patten, Butch Wilson; OL-Dan Sullivan, Buzz Nutter; Glenn Resler; Defense: DL-Roy Hilton; LBs-Mike Strofolino, Ted Davis; DBs-Jim Welch, Alvin Haymond; DNP - T-Guy Reese, WR-Willie Richardson

| TOTAL FIRST DOWNS | | COLTS | PACKERS |
|-------------------|--------------|-----------------|---------|
| Rushing | | 9 | 23 |
| Passing | | 6 | 9 |
| Penalty | | 2 | 11 |
| 3rd Dwn M/A/Pct | 6/17 35.3 | 8/18 44.4 | |
| 4th Dwn M/A/Pct | 0/1 0.0 | 0/1 0.0 | |
| TOTAL NET YARDS | | 175 | 362 |
| Total Plays | | 60 | 81 |
| Avg. Per Play | | 2.9 | 4.7 |
| NET YARDS RUSHING | | 143 | 112 |
| Total Rushes | | 47 | 39 |
| NET YARDS PASSING | | 32 | 250 |
| Passing A-C-I | 12-5-0 | 41-23-2 | |
| Tackled/Yds Lost | 1/8 | 1/8 | |
| Gross Yards | 40 | 258 | |
| Completion Pct. | 41.7 | 56.1 | |
| PUNTS/AVERAGE | 8/41.2 | 5/42.6 | |
| PENALTIES/YARDS | 3/59 | 4/40 | |
| FUMBLES/BALL LOST | 1/1 | 3/2 | |
| Tds: R-P-De/Rt | 0-0-1 | 1-0-0 | |
| FIELD GOALS | 15.47 | 47.22.25 | |

| RUSHING | No. | Yds. | Avg. | LG | TD |
|----------------|-----------|------------|------------|-----------|----------|
| Matte | 17 | 57 | 3.4 | 9 | 0 |
| Hill | 16 | 57 | 3.6 | 10 | 0 |
| Moore | 12 | 33 | 2.8 | 10 | 0 |
| Lorick | 1 | 1 | 1.0 | 1 | 0 |
| Gilburg | 1 | -5 | -5.0 | 0 | 0 |
| COLTS | 47 | 143 | 3.0 | 10 | 0 |
| Taylor | 23 | 60 | 2.6 | 2 | 0 |
| Horning | 10 | 33 | 3.3 | 8 | 1 |
| Pitts | 3 | 14 | 4.7 | 6 | 0 |
| Moore | 3 | 5 | 1.7 | 2 | 0 |
| PACKERS | 39 | 112 | 2.9 | 8 | 1 |

| RECEIVING | No. | Yds. | Avg. | LG | TD |
|----------------|-----------|------------|-------------|-----------|----------|
| Mackey | 3 | 25 | 8.3 | 16 | 0 |
| Moore | 2 | 15 | 7.5 | 9 | 0 |
| COLTS | 5 | 40 | 8.0 | 16 | 0 |
| Anderson | 8 | 78 | 9.8 | 18 | 0 |
| Dowler | 5 | 50 | 10.0 | 12 | 0 |
| Horning | 4 | 42 | 10.5 | 19 | 0 |
| Dale | 3 | 63 | 21.0 | 33 | 0 |
| Taylor | 2 | 29 | 14.5 | 20 | 0 |
| Moore | 1 | -4 | -4.0 | 0 | 0 |
| PACKERS | 23 | 258 | 11.2 | 33 | 0 |

| INTERCEPTIONS | No. | Yds. | Avg. | LG | TD |
|----------------|-------------|-------------|-------------|-------------|----------|
| Logan | 1 | 12 | 12.0 | 12 | 0 |
| Boyd | 1 | 6 | 6.0 | 6 | 0 |
| COLTS | 2 | 18 | 9.0 | 12 | 0 |
| PACKERS | None | None | None | None | 0 |

| PUNTING | No. | Yds. | Avg. | Net | TB | LG | Blk. |
|----------------|----------|------------|-------------|-------------|----------|-----------|----------|
| Gilburg | 8 | 330 | 41.2 | 39.1 | 0 | 48 | 0 |
| COLTS | 8 | 330 | 41.2 | 39.1 | 0 | 48 | 0 |
| Chandler | 5 | 213 | 42.6 | 38.4 | 0 | 51 | 0 |
| PACKERS | 5 | 213 | 42.6 | 38.4 | 0 | 51 | 0 |

| PUNT RETURNS | No. | FC | Yds. | Avg. | LG | TD |
|----------------|----------|----------|-----------|------------|-----------|----------|
| Haymond | 4 | 0 | 21 | 5.3 | 9 | 0 |
| Hawkins | 1 | 0 | 0 | 0.0 | 0 | 0 |
| COLTS | 5 | 0 | 21 | 4.2 | 9 | 0 |
| Pitts | 3 | 0 | 17 | 5.7 | 10 | 0 |
| Wood | 3 | 1 | 0 | 0.0 | 3 | 0 |
| PACKERS | 6 | 1 | 17 | 2.8 | 10 | 0 |

| KICKOFF RETURNS | No. | Yds. | Avg. | LG | TD |
|-----------------|----------|-----------|-------------|-----------|----------|
| Haymond | 2 | 44 | 22.0 | 23 | 0 |
| COLTS | 2 | 44 | 22.0 | 23 | 0 |
| Moore | 2 | 41 | 20.5 | 21 | 0 |
| Adderley | 2 | 32 | 16.0 | 17 | 0 |
| PACKERS | 4 | 73 | 18.3 | 21 | 0 |

PLAYOFF BOWL - January 9, 1966 - Orange Bowl

| | | | | | |
|---------------|----------|----------|-----------|----------|-----------|
| COLTS | 7 | 7 | 14 | 7 | 35 |
| DALLAS | 0 | 3 | 0 | 0 | 3 |

SCORING SUMMARY

Colts Moore 6 run (Michaels kick)
 Colts Hill 3 run (Michaels kick)
 D Villanueva 12 FG
 Colts Hill 1 run (Michaels kick)
 Colts Orr 15 pass from Matte (Michaels kick)
 Colts Orr 20 pass from Matte (Michaels kick)

COLTS STARTING LINEUP

| | | | |
|----------------|----|-----|--------------------|
| Raymond Berry | WR | LE | Lou Michaels |
| Bob Vogel | LT | RT | Billy Ray Smith |
| Jim Parker | LG | RT | Fred Miller |
| Dick Szymanski | C | RE | Roy Hilton |
| Alex Sandusky | RG | LLB | Steve Stonebreaker |
| George Preas | RT | MLB | Dennis Gaubatz |
| John Mackey | TE | RLB | Don Shinnick |
| Jimmy Orr | WR | LCB | Bob Boyd |
| Tom Matte | QB | RCB | Lenny Lygas |
| Jerry Hill | RB | LS | Jerry Logan |
| Lenny Moore | RB | RS | Wendell Harris |

SUBSTITUTIONS

K/De-Lou Michaels, P/O-Tom Gilburg; Offense: RBs-Tony Lorrick, Mike Curtis; WRs-Alex Hawkins, Neal Patties, Butch Wilson; Willie Richardson; Cl-Dan Sullivan; Glenn Ressler; Buzz Nutter; Defense: LBs-Ted Davis, Mike Strofolino; DBs-Alvin Haymond, Jim Welch; DNP - DL-Ordell Braase

| | |
|-------------------|---------------------|
| COLTS | COWBOYS |
| TOTAL FIRST DOWNS | 22 13 |
| Rushing | 14 3 |
| Passing | 7 10 |
| Penalty | 1 0 |
| 3rd Dwn M/A/Pct | 4/12 33.3 4/15 26.7 |
| 4th Dwn M/A/Pct | 1/2 50.0 0/0 0.0 |
| TOTAL NET YARDS | 347 204 |
| Total Plays | 65 61 |
| Avg. Per Play | 5.4 3.3 |
| NET YARDS RUSHING | 182 75 |
| Total Rushes | 47 28 |
| NET YARDS PASSING | 165 129 |
| Passing A-CI | 18.70 30.15-2 |
| Tackled/Yds Lost | 0/0 3/30 |
| Gross Yards | 165 159 |
| Completion Pct. | 38.9 50.0 |
| PUNTS/AVERAGE | 6/42.0 9/37.4 |
| PENALTIES/YARDS | 3/22 4/28 |
| FUMBLES/BALL LOST | 2/1 4/2 |
| TDs R-Def-Rt | 3-2-0 0-0-0 |
| FIELD GOALS | 57 12 |

| | | | | | |
|----------------|------------|-------------|-------------|-----------|-----------|
| RUSHING | No. | Yds. | Avg. | LG | TD |
| Hill | 18 | 89 | 4.9 | 35 | 2 |
| Moore | 14 | 56 | 4.0 | 17 | 1 |
| Curtis | 6 | 31 | 5.2 | 14 | 0 |
| Matte | 8 | 5 | 0.6 | 11 | 0 |
| Lorrick | 1 | 1 | 1.0 | 1 | 0 |
| COLTS | 47 | 182 | 3.9 | 35 | 3 |
| Hawkins | 15 | 53 | 3.5 | 14 | 0 |
| Meredith | 10 | 18 | 1.8 | 17 | 0 |
| Reeves | 3 | 4 | 1.3 | 4 | 0 |
| COWBOYS | 28 | 75 | 2.7 | 17 | 0 |

| | | | | | | | | | | | | |
|----------------|-------------|--------------|-------------|-------------|------------------|-----------|-------------|-------------|--------------|-----------|---------------|---------------|
| PASSING | Att. | Comp. | Yds. | Pct. | Avg./Att. | TD | %TD | Int. | %Int. | LG | Sacked | Rating |
| Matte | 17 | 7 | 165 | 41.2 | 9.71 | 2 | 11.8 | 0 | 0.0 | 52 | 0/0 | 116.0 |
| Boyd | 1 | 0 | 0 | 0.0 | 0.00 | 0 | 0.0 | 0 | 0.0 | 0 | 0/0 | 39.6 |
| COLTS | 18 | 7 | 165 | 38.9 | 9.17 | 2 | 11.1 | 0 | 0.0 | 52 | 0/0 | 109.7 |
| Meredith | 29 | 15 | 159 | 51.7 | 5.48 | 0 | 0.0 | 1 | 3.4 | 21 | 3/30 | 53.7 |
| Morton | 1 | 0 | 0 | 0.0 | 0.00 | 0 | 0.0 | 1 | 0.0 | 0 | 0/0 | 0.0 |
| COWBOYS | 30 | 15 | 159 | 50.0 | 5.30 | 0 | 0.0 | 2 | 3.3 | 21 | 3/30 | 38.1 |

| | | | | | |
|------------------|------------|-------------|-------------|-----------|-----------|
| RECEIVING | No. | Yds. | Avg. | LG | TD |
| Berry | 3 | 41 | 13.7 | 19 | 0 |
| Orr | 2 | 35 | 17.5 | 20 | 2 |
| Hill | 1 | 52 | 52.0 | 57 | 0 |
| Mackey | 1 | 37 | 37.0 | 37 | 0 |
| COLTS | 7 | 165 | 23.6 | 57 | 2 |
| Norman | 4 | 35 | 8.8 | 13 | 0 |
| Hayes | 4 | 24 | 6.0 | 17 | 0 |
| Dial | 2 | 35 | 17.5 | 18 | 0 |
| Reeves | 2 | 28 | 14.0 | 17 | 0 |
| Gent | 2 | 22 | 11.0 | 21 | 0 |
| Clarke | 1 | 15 | 15.0 | 15 | 0 |
| COWBOYS | 15 | 159 | 10.6 | 21 | 0 |

| | | | | | |
|----------------------|-------------|-------------|-------------|-----------|-----------|
| INTERCEPTIONS | No. | Yds. | Avg. | LG | TD |
| Stonebreaker | 1 | 24 | 24.0 | 24 | 0 |
| Logan | 1 | 0 | 0.0 | 0 | 0 |
| COLTS | 2 | 24 | 12.0 | 24 | 0 |
| COWBOYS | None | | | | |

| | | | | | | | |
|----------------|------------|-------------|-------------|-------------|-----------|-----------|-------------|
| PUNTING | No. | Yds. | Avg. | Net | TB | LG | Blk. |
| Gilburg | 6 | 252 | 42.0 | 40.7 | 0 | 48 | 0 |
| COLTS | 6 | 252 | 42.0 | 40.7 | 0 | 48 | 0 |
| Villanueva | 7 | 240 | 34.3 | 33.7 | 0 | 42 | 0 |
| Ridgway | 2 | 97 | 48.5 | 30.5 | 1 | 51 | 0 |
| COWBOYS | 9 | 337 | 37.4 | 33.0 | 1 | 51 | 0 |

| | | | | | | |
|---------------------|------------|-----------|-------------|-------------|-----------|-----------|
| PUNT RETURNS | No. | FC | Yds. | Avg. | LG | TD |
| Haymond | 4 | 1 | 20 | 5.0 | 16 | 0 |
| Hawkins | 0 | 3 | 0 | 0.0 | 0 | 0 |
| COLTS | 4 | 4 | 20 | 5.0 | 16 | 0 |
| Hayes | 1 | 0 | 0 | 0.0 | 6 | 0 |
| Renfro | 1 | 0 | 2 | 2.0 | 2 | 0 |
| COWBOYS | 2 | 0 | 8 | 4.0 | 6 | 0 |

| | | | | | |
|------------------------|------------|-------------|-------------|-----------|-----------|
| KICKOFF RETURNS | No. | Yds. | Avg. | LG | TD |
| Haymond | 2 | 32 | 16.0 | 19 | 0 |
| COLTS | 2 | 32 | 16.0 | 19 | 0 |
| Renfro | 2 | 44 | 22.0 | 26 | 0 |
| COWBOYS | 2 | 44 | 22.0 | 26 | 0 |

PLAYOFF BOWL - January 8, 1967 - Orange Bowl

| | | | | | |
|---------------------|----------|-----------|----------|----------|-----------|
| PHILADELPHIA | 0 | 14 | 0 | 0 | 14 |
| COLTS | 3 | 7 | 3 | 7 | 20 |

SCORING SUMMARY

Colts Michaels 23 FG
 P Hill 1 run (Baker kick)
 Colts Berry 14 pass from Unita (Michaels kick)
 P Lane 2 run (Baker kick)
 Colts Michaels 14 FG
 Colts Matte 1 run (Michaels kick)

COLTS STARTING LINEUP

| | | | |
|-------------------|----|-----|-----------------|
| Raymond Berry | WR | LE | Lou Michaels |
| Bob Vogel | LT | RT | Fred Miller |
| Don Sullivan | LG | RT | Billy Ray Smith |
| Dick Szymanski | C | RE | Ordell Braase |
| Alex Sandusky | RG | LLB | Mike Curtis |
| John Mackey | TE | MLB | Dennis Gaubatz |
| John Parker | RT | RLB | Don Shinnick |
| Willie Richardson | WR | LCB | Bob Boyd |
| John Unita | QB | RCB | Lenny Lygas |
| Tom Matte | RB | LS | Jerry Logan |
| Jerry Hill | RB | RS | Alvin Haymond |

SUBSTITUTIONS

K-Lou Michaels, P-David Lee; Offense: RBs-Lenny Moore, Tony Lorrick, Bob Baldwin; WRs-Neal Patties, Butch Wilson; Cl-Glenn Ressler; Dale Mammelcar; Sam Ball; Defense: DL-Roy Hilton; LBs-Jackie Burkett, Ted Davis; DBs-George Harold, Jim Welch; DNP - QB-Gary Cuozzo, DL-Gino Marchetti

| | |
|-------------------|-----------------|
| COLTS | EAGLES |
| TOTAL FIRST DOWNS | 20 17 |
| Rushing | 6 11 |
| Passing | 10 4 |
| Penalty | 4 2 |
| TOTAL NET YARDS | 293 194 |
| Total Plays | 61 62 |
| Avg. Per Play | 4.8 3.1 |
| NET YARDS RUSHING | 105 133 |
| Total Rushes | 27 37 |
| NET YARDS PASSING | 188 61 |
| Passing A-CI | 33-19-1 22-11-1 |
| Tackled/Yds Lost | 1/5 3/26 |
| Gross Yards | 193 87 |
| Completion Pct. | 57.6 50.0 |
| PUNTS/AVERAGE | 5/35.6 4/43.5 |
| PENALTIES/YARDS | 5/51 12/54.7 |
| FUMBLES/BALL LOST | 2/0 1/0 |
| TDs R-Def-Rt | 1-1-0 2-0-0 |
| FIELD GOALS | 23, 14 42, 45 |

| | | | | | |
|----------------|------------|-------------|-------------|-----------|-----------|
| RUSHING | No. | Yds. | Avg. | LG | TD |
| Matte | 16 | 74 | 4.6 | 10 | 1 |
| Hill | 6 | 22 | 3.7 | 15 | 0 |
| Lorrick | 3 | 6 | 2.0 | 5 | 0 |
| Moore | 1 | 5 | 5.0 | 5 | 0 |
| Unitas | 1 | -2 | -2.0 | -2 | 0 |
| COLTS | 27 | 105 | 3.9 | 15 | 1 |
| Lane | 12 | 53 | 4.4 | 11 | 1 |
| Cannconn | 6 | 36 | 6.0 | 12 | 0 |
| Woodshnick | 5 | 14 | 2.8 | 5 | 0 |
| Hill | 2 | 11 | 5.5 | 10 | 1 |
| Matson | 4 | 10 | 2.5 | 6 | 0 |
| Brown | 7 | 9 | 1.3 | 6 | 0 |
| Gros | 1 | 0 | 0.0 | 0 | 0 |
| EAGLES | 37 | 133 | 3.6 | 12 | 2 |

| | | | | | |
|------------------|------------|-------------|-------------|-----------|-----------|
| RECEIVING | No. | Yds. | Avg. | LG | TD |
| Hill | 5 | 59 | 11.8 | 17 | 0 |
| Berry | 4 | 49 | 12.3 | 17 | 1 |
| Mackey | 4 | 42 | 10.5 | 19 | 0 |
| Richardson | 2 | 24 | 12.0 | 13 | 0 |
| Matte | 2 | 16 | 8.0 | 11 | 0 |
| Lorrick | 2 | 3 | 1.5 | 5 | 0 |
| COLTS | 19 | 193 | 10.2 | 19 | 1 |
| Brown | 4 | 28 | 7.0 | 19 | 0 |
| Goodwin | 3 | 25 | 8.3 | 12 | 0 |
| Lane | 3 | 19 | 6.3 | 11 | 0 |
| Retzlaff | 1 | 15 | 15.0 | 15 | 0 |
| EAGLES | 11 | 87 | 7.9 | 19 | 0 |

| | | | | | |
|----------------------|------------|-------------|-------------|-----------|-----------|
| INTERCEPTIONS | No. | Yds. | Avg. | LG | TD |
| Logan | 1 | 14 | 14.0 | 14 | 0 |
| COLTS | 1 | 14 | 14.0 | 14 | 0 |
| Natties | 1 | 2 | 2.0 | 2 | 0 |
| EAGLES | 1 | 2 | 2.0 | 2 | 0 |

| | | | | | | | | |
|---------------------|------------|-----------|-------------|-------------|------------|-----------|-----------|-------------|
| PUNT RETURNS | No. | FC | Yds. | Avg. | Net | TB | LG | Blk. |
| Haymond | 3 | 0 | 21 | 7.0 | 14 | 0 | 0 | 0 |
| COLTS | 3 | 0 | 21 | 7.0 | 14 | 0 | 0 | 0 |
| Meredith | 1 | 0 | 13 | 13.0 | 13 | 0 | 0 | 0 |
| Scarpatti | 1 | 2 | 0 | 0.0 | 0 | 0 | 0 | 0 |
| Brown | 0 | 1 | 0 | 0.0 | 0 | 0 | 0 | 0 |
| EAGLES | 2 | 3 | 13 | 6.5 | 13 | 0 | 0 | 0 |

| | | | | | |
|------------------------|------------|-------------|-------------|-----------|-----------|
| KICKOFF RETURNS | No. | Yds. | Avg. | LG | TD |
| Moore | 1 | 20 | 20.0 | 20 | 0 |
| Haymond | 1 | 15 | 15.0 | 15 | 0 |
| Brown | 1 | 12 | 12.0 | 12 | 0 |
| COLTS | 3 | 47 | 15.7 | 20 | 0 |
| Brown | 3 | 83 | 27.7 | 35 | 0 |
| Marlin | 1 | 33 | 33.0 | 33 | 0 |
| EAGLES | 4 | 116 | 29.0 | 35 | 0 |

| | | | | | | | | | | | | |
|----------------|-------------|--------------|-------------|-------------|------------------|-----------|------------|-------------|--------------|-----------|---------------|---------------|
| PASSING | Att. | Comp. | Yds. | Pct. | Avg./Att. | TD | %TD | Int. | %Int. | LG | Sacked | Rating |
| Unitas | 33 | 19 | 193 | 57.6 | 5.85 | 1 | 3.0 | 1 | 3.0 | 19 | 1/5 | 71.9 |
| COLTS | 33 | 19 | 193 | 57.6 | 5.85 | 1 | 3.0 | 1 | 3.0 | 19 | 1/5 | 71.9 |
| Cannconn | 16 | 9 | 71 | 56.3 | 4.44 | 0 | 0.0 | 1 | 6.3 | 19 | 2/23 | 41.4 |
| Hill | 6 | 2 | 16 | 33.3 | 2.67 | 0 | 0.0 | 0 | 0.0 | 12 | 0/0 | 42.4 |
| Snead | 0 | 0 | 0 | 0.0 | 0.00 | 0 | 0.0 | 0 | 0.0 | 0 | 1/3 | 0.0 |
| EAGLES | 22 | 11 | 87 | 50.0 | 3.95 | 0 | 0.0 | 1 | 4.5 | 19 | 3/26 | 41.3 |

WESTERN CONFERENCE CHAMPIONSHIP — December 22, 1968 - Memorial Stadium

| | | | | | |
|-----------|---|---|----|----|----|
| MINNESOTA | 0 | 0 | 0 | 14 | 14 |
| COLTS | 0 | 7 | 14 | 3 | 24 |

SCORING SUMMARY

| | |
|-------|--|
| Colts | Mitchell 3 pass from Morrall (Michaels kick) |
| Colts | Mackey 49 pass from Morrall (Michaels kick) |
| Colts | Curtis 60 fumble return (Michaels kick) |
| M | Martin 1 pass from Kapp (Cox kick) |
| Colts | Michaels 33 FG |
| M | Brown 7 pass from Kapp (Cox kick) |

COLTS STARTING LINEUP

| | | |
|----|-----|-----------------|
| WR | IE | Bubba Smith |
| WR | IT | Billy Ray Smith |
| LG | RT | Fred Miller |
| LG | RE | Ordell Broase |
| RB | LB | Mike Curtis |
| RB | MLB | Dennis Gaubatz |
| TE | RCB | Lenny Lyles |
| TE | LCB | Bob Boyd |
| QB | RCB | Lenny Lyles |
| QB | LS | Jerry Logan |
| RB | RS | Rick Volk |

SUBSTITUTIONS

K/LB-Lou Michaels, P-David Lee; Offense: WRs-Ray Perkins, Alex Hawkins, Gail Cogdill; RBs-Jerry Hill, Timmy Brown; TE-Tom Mitchell; OL-Cornelius Johnson, John Williams, Dick Szymanski; Defense: DL-Roy Hilton; LBs-Ron Porter, Sid Williams; DBs-Ocie Austin, Charlie Stukes; DNP: QB-John Unitas, QB-Jim Ward, RB-Terry Cole

| PASSING | Att. | Comp. | Yds. | Pct. | Avg./Att. | TD | %Int. | LG | Sacked | Rating |
|----------------|-----------|-----------|------------|-------------|--------------|----------|------------|------------|--------------|--------------|
| Morrall | 22 | 13 | 280 | 59.1 | 12.73 | 2 | 9.1 | 4.5 | 49/35 | 114.8 |
| COLTS | 22 | 13 | 280 | 59.1 | 12.73 | 2 | 9.1 | 4.5 | 49/35 | 114.8 |
| Kapp | 44 | 26 | 287 | 59.1 | 6.52 | 2 | 4.5 | 2 | 4.5 | 74.7 |
| VIKINGS | 44 | 26 | 287 | 59.1 | 6.52 | 2 | 4.5 | 2 | 4.5 | 74.7 |

| TOTAL FIRST DOWNS | COLTS | VIKINGS |
|-------------------|--------------|-----------|
| Rushing | 15 | 22 |
| Passing | 2 | 4 |
| Penalty | 1 | 17 |
| 3rd Dwn M/A/Pct | 4/11 36.4 | 5/13 38.5 |
| 4th Dwn M/A/Pct | 0/0 0.0 | 1/2 50.0 |
| TOTAL NET YARDS | 295 | 351 |
| Total Plays | 53 | 75 |
| Avg. Per Play | 5.6 | 4.7 |
| NET YARDS RUSHING | 50 | 85 |
| Total Rushes | 27 | 28 |
| NET YARDS PASSING | 245 | 266 |
| Passing A-C-1 | 22:13:1 | 44:26:2 |
| Tackled/Yds Lost | 4/35 | 3/21 |
| Gross Yards | 280 | 287 |
| Completion Pct. | 59.1 | 59.1 |
| PUNTS/AVERAGE | 5/40.4 | 6/39.6 |
| PENALTIES/YARDS | 2/38 | 4/36 |
| FUMBLES/BALL LOST | 1/1 | 2/1 |
| TDs R-P-DefRt | 0:2-1:0 | 0:2-0:0 |
| FIELD GOALS | 33.33 | None |

| RUSHING | No. | Yds. | Avg. | LG | TD |
|----------------|-----------|-----------|------------|-----------|----------|
| Matte | 14 | 31 | 2.2 | 11 | 0 |
| Hill | 8 | 10 | 1.3 | 9 | 0 |
| Mackey | 1 | 9 | 9.0 | 9 | 0 |
| Pearson | 4 | 0 | 0.0 | 0 | 0 |
| COLTS | 27 | 50 | 1.9 | 11 | 0 |
| Kapp | 10 | 52 | 5.2 | 9 | 0 |
| Brown | 10 | 30 | 3.0 | 14 | 0 |
| Osborn | 5 | 4 | 0.8 | 3 | 0 |
| Osborn | 2 | 0 | 0.0 | 0 | 0 |
| Jones | 2 | 0 | 0.0 | 0 | 0 |
| Lindsey | 1 | -1 | -1.0 | -1 | 0 |
| VIKINGS | 28 | 85 | 3.0 | 14 | 0 |

| RECEIVING | No. | Yds. | Avg. | LG | TD |
|----------------|-----------|------------|-------------|-----------|----------|
| Richardson | 6 | 148 | 24.7 | 38 | 0 |
| Mackey | 3 | 92 | 30.7 | 49 | 1 |
| Orr | 2 | 36 | 18.0 | 22 | 0 |
| Mitchell | 1 | 3 | 3.0 | 3 | 1 |
| Pearson | 1 | 1 | 1.0 | 1 | 0 |
| COLTS | 13 | 280 | 21.5 | 49 | 2 |
| Brown | 8 | 82 | 10.3 | 14 | 1 |
| Washington | 5 | 95 | 19.0 | 28 | 0 |
| Beasley | 5 | 69 | 13.8 | 25 | 0 |
| Henderson | 5 | 33 | 6.6 | 10 | 0 |
| Lindsey | 1 | 9 | 9.0 | 9 | 0 |
| Martin | 1 | 1 | 1.0 | 1 | 1 |
| Osborn | 1 | -2 | -2.0 | -2 | 0 |
| VIKINGS | 26 | 287 | 11.0 | 28 | 2 |

| INTERCEPTIONS | No. | Yds. | Avg. | LG | TD |
|----------------|----------|-----------|-------------|-----------|----------|
| Logan | 2 | 1 | 24.0 | 24 | 0 |
| Boyd | 1 | 20 | 20.0 | 20 | 0 |
| COLTS | 2 | 44 | 22.0 | 24 | 0 |
| Sharockman | 1 | 21 | 21.0 | 21 | 0 |
| VIKINGS | 1 | 21 | 21.0 | 21 | 0 |

| PUNTING | No. | Yds. | Avg. | Net | TB | LG | Bk. |
|----------------|----------|------------|-------------|-------------|----------|-----------|----------|
| Lee | 5 | 202 | 40.4 | 41.0 | 0 | 46 | 0 |
| COLTS | 5 | 202 | 40.4 | 41.0 | 0 | 46 | 0 |
| Hill | 6 | 238 | 39.6 | 34.5 | 1 | 48 | 0 |
| VIKINGS | 6 | 238 | 39.6 | 34.5 | 1 | 48 | 0 |

| PUNT RETURNS | No. | FC | Yds. | Avg. | LG | TD |
|----------------|----------|----------|-----------|-------------|-----------|----------|
| Volk | 2 | 1 | 24 | 12.0 | 24 | 0 |
| COLTS | 2 | 1 | 11 | 5.5 | 7 | 0 |
| West | 3 | 1 | -3 | -1.0 | 3 | 0 |
| VIKINGS | 3 | 1 | -3 | -1.0 | -3 | 0 |

| KICKOFF RETURNS | No. | Yds. | Avg. | LG | TD |
|-----------------|----------|------------|-------------|-----------|----------|
| Pearson | 1 | 31 | 31.0 | 31 | 0 |
| Matte | 1 | 23 | 23.0 | 23 | 0 |
| Mitchell | 1 | 0 | 0.0 | 0 | 0 |
| COLTS | 3 | 54 | 18.0 | 31 | 0 |
| Jones | 2 | 53 | 26.5 | 35 | 0 |
| West | 2 | 30 | 15.0 | 16 | 0 |
| Denny | 1 | 30 | 30.0 | 30 | 0 |
| VIKINGS | 5 | 113 | 22.6 | 35 | 0 |

NFL CHAMPIONSHIP GAME — December 29, 1968 - Municipal Stadium

| | | | | | |
|-----------|---|----|---|----|----|
| COLTS | 0 | 17 | 7 | 10 | 34 |
| CLEVELAND | 0 | 0 | 0 | 0 | 0 |

SCORING SUMMARY

| | |
|-------|------------------------------|
| Colts | Michaels 28 FG |
| Colts | Matte 1 run (Michaels kick) |
| Colts | Matte 12 run (Michaels kick) |
| Colts | Matte 2 run (Michaels kick) |
| Colts | Michaels 10 FG |
| Colts | Brown 4 run (Michaels kick) |

COLTS STARTING LINEUP

| | | |
|----|-----|-----------------|
| WR | IE | Bubba Smith |
| WR | IT | Billy Ray Smith |
| LG | RT | Fred Miller |
| LG | RE | Ordell Broase |
| RB | LB | Mike Curtis |
| RB | MLB | Dennis Gaubatz |
| TE | RCB | Lenny Lyles |
| TE | LCB | Bob Boyd |
| QB | RCB | Lenny Lyles |
| QB | LS | Jerry Logan |
| RB | RS | Rick Volk |

SUBSTITUTIONS

K/LB-Lou Michaels, P-David Lee; Offense: QB-Jim Ward; RBs-Preston Pearson, Timmy Brown, Terry Cole; TE-Tom Mitchell; WRs-Ray Perkins, Alex Hawkins; OL-John Williams, Cornelius Johnson, Dick Szymanski; Defense: DL-Roy Hilton; LBs-Sid Williams, Ron Porter; DBs-Ocie Austin, Charlie Stukes; DNP: QB-John Unitas

| TOTAL FIRST DOWNS | COLTS | BROWNS |
|-------------------|--------------|-----------|
| Rushing | 22 | 12 |
| Passing | 13 | 2 |
| Penalty | 8 | 8 |
| 3rd Dwn M/A/Pct | 6/11 54.5 | 6/15 40.0 |
| 4th Dwn M/A/Pct | 0/0 0.0 | 0/0 0.0 |
| TOTAL NET YARDS | 353 | 173 |
| Total Plays | 64 | 58 |
| Avg. Per Play | 5.5 | 3.0 |
| NET YARDS RUSHING | 184 | 56 |
| Total Rushes | 39 | 22 |
| NET YARDS PASSING | 169 | 117 |
| Passing A-C-1 | 25:11:1 | 32:13:2 |
| Tackled/Yds Lost | 0/0 | 4/34 |
| Gross Yards | 169 | 151 |
| Completion Pct. | 44.0 | 40.6 |
| PUNTS/AVERAGE | 2/37.0 | 5/33.4 |
| PENALTIES/YARDS | 3/15 | 7/54 |
| FUMBLES/BALL LOST | 2/1 | 2/1 |
| TDs R-P-DefRt | 4:0-0:0 | 0:0-0:0 |
| FIELD GOALS | 28.10 | 42.45 |

| RUSHING | No. | Yds. | Avg. | LG | TD |
|---------------|-----------|------------|------------|-----------|----------|
| Matte | 17 | 88 | 5.2 | 12 | 3 |
| Hill | 11 | 60 | 5.5 | 13 | 0 |
| Brown | 5 | 18 | 3.6 | 6 | 1 |
| Cole | 3 | 14 | 4.7 | 5 | 0 |
| Mackey | 2 | 4 | 2.0 | 10 | 0 |
| Mitchell | 1 | 0 | 0.0 | 0 | 0 |
| COLTS | 39 | 184 | 4.7 | 13 | 4 |
| Kelly | 13 | 28 | 2.2 | 5 | 0 |
| Harraway | 6 | 26 | 4.3 | 8 | 0 |
| Green | 1 | 2 | 2.0 | 2 | 0 |
| Ryan | 2 | 0 | 0.0 | 0 | 0 |
| BROWNS | 22 | 56 | 2.5 | 8 | 0 |

| RECEIVING | No. | Yds. | Avg. | LG | TD |
|---------------|-----------|------------|-------------|-----------|----------|
| Richardson | 3 | 78 | 26.0 | 38 | 0 |
| Mackey | 2 | 34 | 17.0 | 26 | 0 |
| Orr | 2 | 33 | 16.5 | 19 | 0 |
| Matte | 2 | 15 | 7.5 | 13 | 0 |
| Mitchell | 1 | 7 | 7.0 | 7 | 0 |
| Cole | 1 | 2 | 2.0 | 2 | 0 |
| COLTS | 11 | 169 | 15.4 | 38 | 0 |
| Harraway | 4 | 40 | 10.0 | 16 | 0 |
| Marin | 3 | 41 | 13.7 | 22 | 0 |
| Kelly | 3 | 27 | 9.0 | 12 | 0 |
| Warfield | 2 | 30 | 15.0 | 16 | 0 |
| Collins | 1 | 13 | 13.0 | 13 | 0 |
| BROWNS | 13 | 151 | 11.6 | 22 | 0 |

| INTERCEPTIONS | No. | Yds. | Avg. | LG | TD |
|---------------|----------|-----------|-------------|-----------|----------|
| Curtis | 1 | 26 | 26.0 | 26 | 0 |
| Curtis | 1 | 0 | 0.0 | 0 | 0 |
| COLTS | 2 | 26 | 13.0 | 26 | 0 |
| Davis | 1 | 0 | 0.0 | 0 | 0 |
| BROWNS | 1 | 0 | 0.0 | 0 | 0 |

| PUNTING | No. | Yds. | Avg. | Net | TB | LG | Bk. |
|---------------|----------|------------|-------------|-------------|----------|-----------|----------|
| Lee | 2 | 74 | 37.0 | 35.0 | 0 | 39 | 0 |
| COLTS | 2 | 74 | 37.0 | 35.0 | 0 | 39 | 0 |
| Cockroft | 5 | 167 | 33.4 | 33.4 | 0 | 42 | 0 |
| BROWNS | 5 | 167 | 33.4 | 33.4 | 0 | 42 | 0 |

| PUNT RETURNS | No. | FC | Yds. | Avg. | LG | TD |
|---------------|----------|----------|----------|------------|----------|----------|
| Brown | 1 | 3 | 0 | 0.0 | 0 | 0 |
| COLTS | 1 | 3 | 0 | 0.0 | 0 | 0 |
| Davis | 1 | 1 | 4 | 4.0 | 4 | 0 |
| BROWNS | 1 | 1 | 4 | 4.0 | 4 | 0 |

| KICKOFF RETURNS | No. | Yds. | Avg. | LG | TD |
|-----------------|----------|-----------|-------------|-----------|----------|
| Pearson | 1 | 21 | 21.0 | 21 | 0 |
| COLTS | 1 | 21 | 21.0 | 21 | 0 |
| Morrison | 3 | 51 | 17.0 | 23 | 0 |
| Davis | 3 | 40 | 13.3 | 15 | 0 |
| BROWNS | 6 | 91 | 15.2 | 23 | 0 |

SUPER BOWL III - January 12, 1969 - Orange Bowl

| | | | | | |
|-----------|---|---|---|---|----|
| N.Y. JETS | 0 | 0 | 6 | 3 | 16 |
| COLTS | 0 | 0 | 0 | 7 | 7 |

SCORING SUMMARY
 NYJ Snell 4 run (Turner kick)
 NYJ Turner 32 FG
 NYJ Turner 30 FG
 NYJ Turner 9 FG
 Colts Hill 1 run (Michaels kick)

COLTS STARTING LINEUP

| | | | |
|-------------------|----|-----|-----------------|
| Jimmy Orr | WR | LE | Bubba Smith |
| Bob Vogel | LT | RT | Billy Ray Smith |
| Glenn Ressler | LG | RT | Fred Miller |
| Bill Curry | C | RE | Ordell Braose |
| Dan Sullivan | RG | LLB | Mike Curtis |
| Sam Ball | RT | MLB | Dennis Gaubatz |
| John Mackey | TE | RLB | Don Shinnick |
| Willie Richardson | WR | LCB | Bob Boyd |
| Earl Morrall | QB | RCB | Lenny Iyles |
| Tom Matte | RB | LS | Jerry Logan |
| Jerry Hill | RB | RS | Rick Volk |

SUBSTITUTIONS
 K/D-LeOU Michaels, P/David Lee; *Offense:* WRs-Ray Perkins, Alex Hawkins; TE-Tom Mitchell; OL-John Williams, Cornelius Johnson, Dick Szymanski; QB-John Unitas; RBs-Tim Brown, Preston Pearson, Terry Cole; *Defense:* DL-Roy Hilton; LBs-Dick Williams, Ron Porter; DBs-Charlie Stukes, Ocie Austin; DNP - QB-Jim Ward

| | | | |
|--------------------|--|----------------------------|--|
| COLTS | | JETS | |
| TOTAL FIRST DOWNS | | 18 21 | |
| Rushing | | 7 10 | |
| Passing | | 9 10 | |
| Penalty | | 2 1 | |
| 3rd Dwn M/A/Pct | | 4/12 33.3 9/18 50.0 | |
| 4th Dwn M/A/Pct | | 1/2 50.0 0/0 0.0 | |
| TOTAL NET YARDS | | 324 337 | |
| Total Plays | | 64 74 | |
| Avg. Per Play | | 5.1 4.5 | |
| NET YARDS RUSHING | | 143 142 | |
| Total Rushes | | 23 43 | |
| NET YARDS PASSING | | 181 195 | |
| Passing A-C-I | | 41-17.4 29-17.0 | |
| Tackled/Yds Lost | | 0/0 2/11 | |
| Gross Yards | | 181 206 | |
| Completion Pct. | | 41.5 58.6 | |
| PUNTS/AVERAGE | | 3/44.3 4/38.8 | |
| PENALTIES/YARDS | | 3/23 5/28 | |
| FUMBLES/BALL LOST | | 1/1 1/1 | |
| TDs R-P-DeRt | | 1-0-0 1-0-0 | |
| TIME OF POSSESSION | | 23:35 36:25 | |
| FIELD GOALS | | 27:46 32:30.9 | |
| RUSHING | | No. Yds. Avg. LG TD | |
| Matte | | 11 116 10.5 58 0 | |
| Hill | | 9 29 3.2 12 1 | |
| Morrall | | 2 -2 -1.0 0 0 | |
| Unitas | | 1 0 0.0 0 0 | |
| COLTS | | 23 143 6.2 58 1 | |
| Snell | | 30 121 4.0 12 1 | |
| Boozler | | 10 19 1.9 8 0 | |
| Mathis | | 3 2 0.7 1 0 | |
| JETS | | 43 142 3.3 12 1 | |

| | | | |
|------------------|--|----------------------------|--|
| RECEIVING | | No. Yds. Avg. LG TD | |
| Richardson | | 6 58 9.7 21 0 | |
| Orr | | 3 42 14.0 17 0 | |
| Mackey | | 3 35 11.7 19 0 | |
| Matte | | 2 30 15.0 30 0 | |
| Hill | | 2 1 0.5 1 0 | |
| Mitchell | | 1 15 15.0 15 0 | |
| COLTS | | 17 181 10.6 30 0 | |
| Sauer | | 8 133 16.6 39 0 | |
| Snell | | 4 40 10.0 14 0 | |
| Mathis | | 3 20 6.7 13 0 | |
| Lammons | | 2 13 6.5 11 0 | |
| JETS | | 17 206 12.1 39 0 | |

| | | | |
|----------------------|--|----------------------------|--|
| INTERCEPTIONS | | No. Yds. Avg. LG TD | |
| COLTS | | None | |
| Beverly | | 2 0 0.0 0 0 | |
| Hudson | | 1 9 9.0 9 0 | |
| Sample | | 1 0 0.0 0 0 | |
| JETS | | 4 9 2.3 9 0 | |

| | | | |
|----------------|--|-------------------------------------|--|
| PUNTING | | No. Yds. Avg. Net TB LG Blk. | |
| Lee | | 3 133 44.3 44.3 0 51 0 | |
| COLTS | | 3 133 44.3 44.3 0 51 0 | |
| Johnson | | 4 155 38.8 30.3 0 39 0 | |
| JETS | | 4 155 38.8 30.3 0 39 0 | |

| | | | |
|---------------------|--|-------------------------------|--|
| PUNT RETURNS | | No. FC Yds. Avg. LG TD | |
| Brown | | 4 0 34 8.5 21 0 | |
| COLTS | | 4 0 34 8.5 21 0 | |
| Boird | | 1 1 0 0.0 0 0 | |
| JETS | | 1 1 0 0.0 0 0 | |

| | | | |
|------------------------|--|----------------------------|--|
| KICKOFF RETURNS | | No. Yds. Avg. LG TD | |
| Pearson | | 2 59 29.5 33 0 | |
| Brown | | 2 46 23.0 23 0 | |
| COLTS | | 4 105 26.3 35 0 | |
| Christy | | 1 25 25.0 25 0 | |
| JETS | | 1 25 25.0 25 0 | |

| | | | | | |
|----------------|--|---------------------------------------|--|---|--|
| PASSING | | Att. Comp. Yds. Pct. Avg./Att. | | TD %TD Int. %Int. LG Sacked Rating | |
| Morrall | | 17 6 71 35.3 4.18 | | 0 0.0 3 17.6 30 0/0 9.3 | |
| Unitas | | 24 11 110 45.8 4.58 | | 0 0.0 1 4.2 21 0/0 42.0 | |
| COLTS | | 41 17 181 41.5 4.41 | | 0 0.0 4 9.8 30 0/0 15.5 | |
| Nomath | | 28 17 206 60.7 7.36 | | 0 0.0 0 0.0 39 2/11 83.3 | |
| Parilli | | 1 0 0 0.0 0.00 | | 0 0.0 0 0.0 0 0/0 39.6 | |
| JETS | | 29 17 206 58.6 7.10 | | 0 0.0 0 0.0 39 2/11 80.5 | |

AFC DIVISIONAL PLAYOFF - December 26, 1970 - Memorial Stadium

| | | | | | |
|------------|---|---|---|---|----|
| CINCINNATI | 0 | 0 | 0 | 0 | 0 |
| COLTS | 7 | 3 | 0 | 7 | 17 |

SCORING SUMMARY
 Colts Jefferson 45.5 pass from Unitas (O'Brien kick)
 Colts O'Brien 44 FG
 Colts Hinton 53 pass from Unitas (O'Brien kick)

COLTS STARTING LINEUP

| | | | |
|---------------|----|-----|-----------------|
| Eddie Hinton | WR | LE | Bubba Smith |
| Bob Vogel | LT | RT | Billy Ray Smith |
| Glenn Ressler | LG | RT | Fred Miller |
| Bill Curry | C | RE | Roy Hilton |
| John Williams | RG | LLB | Ray May |
| Dan Sullivan | RT | MLB | Mike Curtis |
| John Mackey | TE | RLB | Ted Hendricks |
| Ray Jefferson | WR | LCB | Charlie Stukes |
| John Unitas | QB | RCB | Jim Duncan |
| Norm Bulwack | RB | LS | Jerry Logan |
| Tom Nowatzke | RB | RS | Rick Volk |

SUBSTITUTIONS
 K/Jim O'Brien, P/David Lee; *Offense:* QB-Earl Morrall; RBs-Som Havrilak, Jack Matiland, Jerry Hill; TE-Tom Mitchell; WR-Ray Perkins; OL-Sam Ball, Cornelius Johnson, Tom Goode; *Defense:* DL-Billy Newsome, George Wright; LBs-Bob Grant, Robbie Nichols; DBs-Ron Gardin, Tom Maxwell; DNP - WR-Jimmy Orr

| | | | |
|-------------------|--|----------------------------|--|
| COLTS | | BENGALS | |
| TOTAL FIRST DOWNS | | 16 7 | |
| Rushing | | 12 2 | |
| Passing | | 4 5 | |
| Penalty | | 0 0 | |
| 3rd Dwn M/A/Pct | | 6/14 42.9 3/14 21.4 | |
| TOTAL NET YARDS | | 299 139 | |
| Total Plays | | 66 46 | |
| Avg. Per Play | | 4.5 3.0 | |
| NET YARDS RUSHING | | 170 63 | |
| Total Rushes | | 47 22 | |
| NET YARDS PASSING | | 129 76 | |
| Passing A-C-I | | 17-6.0 21-8.1 | |
| Tackled/Yds Lost | | 2/16 3/17 | |
| Gross Yards | | 145 93 | |
| Completion Pct. | | 35.3 38.1 | |
| PUNTS/AVERAGE | | 6/38.1 8/39.1 | |
| PENALTIES/YARDS | | 6/63 1/5 | |
| FUMBLES/BALL LOST | | 0/0 1/0 | |
| TDs R-P-DeRt | | 0-2-0-0 0-0-0-0 | |
| FIELD GOALS | | 50:44 44 50 | |
| RUSHING | | No. Yds. Avg. LG TD | |
| Bulwack | | 25 116 4.6 13 0 | |
| Nowatzke | | 10 25 2.5 6 0 | |
| Unitas | | 2 18 9.0 17 0 | |
| Hill | | 3 11 3.7 8 0 | |
| Jefferson | | 3 5 1.7 8 0 | |
| Havrilak | | 3 0 0.0 1 0 | |
| Hinton | | 1 -5 -5.0 -5 0 | |
| COLTS | | 47 170 3.6 17 0 | |
| Robinson | | 3 25 8.3 9 0 | |
| Carter | | 2 16 8.0 9 0 | |
| Phillips | | 10 12 1.2 4 0 | |
| Lewis | | 3 10 3.3 9 0 | |
| Johnson | | 2 0 0.0 3 0 | |
| BENGALS | | 22 63 2.7 9 0 | |

| | | | |
|------------------|--|----------------------------|--|
| RECEIVING | | No. Yds. Avg. LG TD | |
| Hinton | | 3 86 28.7 53 1 | |
| Jefferson | | 2 51 25.5 45 1 | |
| Mackey | | 1 8 8.0 8 0 | |
| COLTS | | 6 145 24.2 53 2 | |
| Myers | | 4 66 16.5 29 0 | |
| Phillips | | 2 12 6.0 6 0 | |
| Thomas | | 1 9 9.0 9 0 | |
| Johnson | | 1 6 6.0 6 0 | |
| BENGALS | | 8 93 11.6 29 0 | |

| | | | |
|----------------------|--|----------------------------|--|
| INTERCEPTIONS | | No. Yds. Avg. LG TD | |
| Curtis | | 1 0 0.0 0 0 | |
| COLTS | | 1 0 0.0 0 0 | |
| BENGALS | | None | |

| | | | |
|----------------|--|-------------------------------------|--|
| PUNTING | | No. Yds. Avg. Net TB LG Blk. | |
| Lee | | 6 230 38.3 37.3 0 45 0 | |
| COLTS | | 6 230 38.3 37.3 0 45 0 | |
| Lewis | | 8 313 39.1 35.6 0 53 0 | |
| BENGALS | | 8 313 39.1 35.6 0 53 0 | |

| | | | |
|---------------------|--|-------------------------------|--|
| PUNT RETURNS | | No. FC Yds. Avg. LG TD | |
| Gardin | | 7 0 28 4.0 10 0 | |
| COLTS | | 7 0 28 4.0 10 0 | |
| Parrish | | 2 1 6 3.0 3 0 | |
| Thomas | | 0 2 0 0.0 0 0 | |
| BENGALS | | 2 3 6 3.0 3 0 | |

| | | | |
|------------------------|--|----------------------------|--|
| KICKOFF RETURNS | | No. Yds. Avg. LG TD | |
| Nowatzke | | 1 0 0.0 0 0 | |
| COLTS | | 1 0 0.0 0 0 | |
| Robinson | | 2 29 14.5 18 0 | |
| Lomb | | 1 17 17.0 17 0 | |
| BENGALS | | 3 46 15.3 18 0 | |

| | | | | | |
|----------------|--|---------------------------------------|--|---|--|
| PASSING | | Att. Comp. Yds. Pct. Avg./Att. | | TD %TD Int. %Int. LG Sacked Rating | |
| Unitas | | 17 6 145 35.3 8.53 | | 2 11.8 0 0.0 53 2/16 106.3 | |
| COLTS | | 20 7 145 35.3 8.53 | | 2 11.8 0 0.0 53 2/16 106.3 | |
| Carter | | 7 64 35.0 3.20 | | 0 0.0 1 5.0 16 3/17 23.8 | |
| Wyche | | 1 1 29 100.0 29.00 | | 0 0.0 0 0.0 29 0/0 118.8 | |
| BENGALS | | 21 8 93 38.1 4.43 | | 0 0.0 1 4.8 29 3/17 32.4 | |

AFC CHAMPIONSHIP - January 3, 1971 - Memorial Stadium

| | | | | | |
|----------------|----------|----------|-----------|----------|-----------|
| OAKLAND | 0 | 3 | 7 | 7 | 17 |
| COLTS | 3 | 7 | 10 | 7 | 27 |

SCORING SUMMARY

Colts O'Brien 16 FG
 Colts Bulwich 2 run (O'Brien kick)
 O Blanda 48 FG
 O Biletnikoff 38 pass from Blanda (Blanda kick)
 Colts O'Brien 23 FG
 Colts Bulwich 11 run (O'Brien kick)
 O Wells 15 pass from Blanda (Blanda kick)
 Colts Perkins 68 pass from Unitas (O'Brien kick)

COLTS STARTING LINEUP

| | | | |
|---------------|----|-----|-----------------|
| Eddie Hinton | WR | LE | Bubba Smith |
| Bob Vogel | LT | IT | Billy Ray Smith |
| Glenn Ressler | LG | RT | Fred Miller |
| Bill Curry | C | RE | Roy Hilton |
| John Williams | RG | ILB | Ray May |
| Dan Sullivan | RT | MLB | Mike Curtis |
| John Mackey | TE | RLB | Ted Hendricks |
| Ray Jefferson | WR | LCB | Charlie Stukes |
| John Unitas | QB | RCB | Jim Duncan |
| Norm Bulwich | RB | LS | Jerry Logan |
| Tom Nowatzke | RB | RS | Rick Volk |

SUBSTITUTIONS

K:Jim O'Brien, P:David Lee; Offense: QB-Earl Morrall; RBs-Sam Havrilak, Jack Maitland, Jerry Hill; TE-Tom Mitchell; WRs-Ray Perkins, Jimmy Orr; OL-Sam Ball, Cornelius Johnson, Tom Goode; Defense: DL-Billy Newsome, George Wright; LBs-Bob Grant, Robbie Nichols; DBs-Ron Gardin, Tom Maxwell

| PASSING | Ath. | Comp. | Yds. | Pct. | Avg./Ath. |
|----------------|-----------|-----------|------------|-------------|-------------|
| Unitas | 30 | 11 | 245 | 36.7 | 8.17 |
| COLTS | 30 | 11 | 245 | 36.7 | 8.17 |
| Lamonica | 4 | 1 | 6 | 25.0 | 1.50 |
| Blanda | 32 | 17 | 271 | 53.1 | 8.47 |
| RAIDERS | 36 | 18 | 277 | 50.0 | 7.69 |

| | COLTS | RAIDERS |
|--------------------------|--------------------|-----------|
| TOTAL FIRST DOWNS | 18 | 16 |
| Rushing | 7 | 5 |
| Passing | 11 | 10 |
| Penalty | 0 | 1 |
| 3rd Dwn M/A/Pct | 6/17 35.3 | 3/17 17.6 |
| TOTAL NET YARDS | 363 | 336 |
| Total Plays | 71 | 63 |
| Avg. Per Play | 5.1 | 5.3 |
| NET YARDS RUSHING | 126 | 107 |
| Total Rushes | 38 | 22 |
| NET YARDS PASSING | 237 | 229 |
| Passing A-C-I | 30-11-0 | 36-13-3 |
| Tackled/Yds Lost | 3/8 | 5/48 |
| Gross Yards | 245 | 277 |
| Completion Pct. | 36.7 | 50.0 |
| PUNTS/AVERAGE | 6/45.3 | 5/40.0 |
| PENALTIES/YARDS | 2/10 | 2/20 |
| FUMBLES/BALL LOST | 0/0 | 1/1 |
| TDs R-P-Def-R | 2-1-0-0 | 0-2-0-0 |
| FIELD GOALS | 16,35,49,23 | 48 |

| RUSHING | No. | Yds. | Avg. | LG | TD |
|----------------|-----------|------------|------------|-----------|----------|
| Bulwich | 22 | 71 | 3.2 | 11 | 2 |
| Nowatzke | 8 | 32 | 4.0 | 11 | 0 |
| Hill | 5 | 12 | 2.4 | 5 | 0 |
| Unitas | 2 | 9 | 4.5 | 6 | 0 |
| Havrilak | 1 | 2 | 2.0 | 2 | 0 |
| COLTS | 38 | 126 | 3.3 | 11 | 2 |
| Dixon | 10 | 51 | 5.1 | 14 | 0 |
| Smith | 9 | 44 | 4.9 | 20 | 0 |
| Hubbard | 3 | 12 | 4.0 | 6 | 0 |
| RAIDERS | 22 | 107 | 4.9 | 20 | 0 |

| RECEIVING | No. | Yds. | Avg. | LG | TD |
|----------------|-----------|------------|-------------|-----------|----------|
| Hinton | 5 | 115 | 23.0 | 43 | 0 |
| Jefferson | 3 | 36 | 12.0 | 13 | 0 |
| Perkins | 2 | 80 | 40.0 | 68 | 1 |
| Mackey | 1 | 14 | 14.0 | 14 | 0 |
| COLTS | 11 | 245 | 22.3 | 68 | 1 |
| Wells | 5 | 108 | 21.6 | 37 | 1 |
| Biletnikoff | 5 | 92 | 18.4 | 39 | 1 |
| Dixon | 3 | 15 | 5.0 | 7 | 0 |
| Chester | 2 | 36 | 18.0 | 35 | 0 |
| Smith | 2 | 21 | 10.5 | 14 | 0 |
| Hubbard | 1 | 5 | 5.0 | 5 | 0 |
| RAIDERS | 18 | 277 | 15.4 | 38 | 2 |

| INTERCEPTIONS | No. | Yds. | Avg. | LG | TD |
|----------------|-------------|-----------|------------|----------|----------|
| Logan | 1 | 16 | 16.0 | 16 | 0 |
| Volk | 1 | 0 | 0.0 | 0 | 0 |
| May | 1 | 0 | 0.0 | 0 | 0 |
| COLTS | 3 | 16 | 5.3 | 0 | 0 |
| RAIDERS | None | | | | |

| PUNTING | No. | Yds. | Avg. | Net | TB | LG | Blk. |
|----------------|----------|------------|-------------|-------------|----------|-----------|----------|
| Lee | 6 | 272 | 45.3 | 40.3 | 1 | 56 | 0 |
| COLTS | 6 | 272 | 45.3 | 40.3 | 1 | 56 | 0 |
| Eischeid | 5 | 200 | 40.0 | 35.8 | 1 | 52 | 0 |
| RAIDERS | 5 | 200 | 40.0 | 35.8 | 1 | 52 | 0 |

| PUNT RETURNS | No. | FC | Yds. | Avg. | LG | TD |
|----------------|----------|----------|-----------|------------|-----------|----------|
| Gardin | 2 | 2 | 1 | 0.5 | 1 | 0 |
| COLTS | 2 | 2 | 1 | 0.5 | 1 | 0 |
| Atkinson | 2 | 0 | 10 | 5.0 | 10 | 0 |
| Sherman | 0 | 1 | 0 | 0.0 | 0 | 0 |
| RAIDERS | 2 | 1 | 10 | 5.0 | 10 | 0 |

| KICKOFF RETURNS | No. | Yds. | Avg. | LG | TD |
|-----------------|----------|------------|-------------|-----------|----------|
| Duncan | 4 | 105 | 26.3 | 29 | 0 |
| COLTS | 4 | 105 | 26.3 | 29 | 0 |
| Atkinson | 2 | 37 | 18.5 | 27 | 0 |
| Sherman | 1 | 23 | 23.0 | 23 | 0 |
| RAIDERS | 3 | 60 | 20.0 | 27 | 0 |

SUPER BOWL V - January 17, 1971 - Orange Bowl

| | | | | | |
|---------------|----------|-----------|----------|-----------|-----------|
| COLTS | 0 | 6 | 0 | 10 | 16 |
| DALLAS | 3 | 10 | 0 | 0 | 13 |

SCORING SUMMARY

D Clark 14 FG
 D Clark 30 FG
 Colts Mackey 75 pass from Unitas (kick blocked)
 D Thomas 7 pass from Morton (Clark kick)
 D Nowatzke 2 run (O'Brien kick)
 Colts O'Brien 23 FG

COLTS STARTING LINEUP

| | | | |
|---------------|----|-----|-----------------|
| Eddie Hinton | WR | LE | Bubba Smith |
| Bob Vogel | LT | IT | Billy Ray Smith |
| Glenn Ressler | LG | RT | Fred Miller |
| Bill Curry | C | RE | Roy Hilton |
| John Williams | RG | ILB | Ray May |
| Dan Sullivan | RT | MLB | Mike Curtis |
| John Mackey | TE | RLB | Ted Hendricks |
| Ray Jefferson | WR | LCB | Charlie Stukes |
| John Unitas | QB | RCB | Jim Duncan |
| Norm Bulwich | RB | LS | Jerry Logan |
| Tom Nowatzke | RB | RS | Rick Volk |

SUBSTITUTIONS

K:Jim O'Brien, P:David Lee; Offense: QB-Earl Morrall, RBs-Sam Havrilak, Jack Maitland, Jerry Hill; TE-Tom Mitchell; WR-Ray Perkins; OL-Sam Ball, Cornelius Johnson, Tom Goode; Defense: DL-Billy Newsome; LBs-Bob Grant, Robbie Nichols; DBs-Ron Gardin, Tom Maxwell; DNP - WR Jimmy Orr, DT George Wright

| | COLTS | COWBOYS |
|---------------------------|--------------|--------------|
| TOTAL FIRST DOWNS | 14 | 10 |
| Rushing | 4 | 4 |
| Passing | 6 | 5 |
| Penalty | 4 | 1 |
| 3rd Dwn M/A/Pct | 5/14 35.7 | 2/13 15.4 |
| 4th Dwn M/A/Pct | 0/1 0.0 | 0/0 0.0 |
| TOTAL NET YARDS | 329 | 215 |
| Total Plays | 56 | 59 |
| Avg. Per Play | 5.9 | 3.6 |
| NET YARDS RUSHING | 69 | 102 |
| Total Rushes | 31 | 31 |
| NET YARDS PASSING | 260 | 113 |
| Passing A-C-I | 25-11-3 | 26-12-3 |
| Tackled/Yds Lost | 0/0 | 2/14 |
| Gross Yards | 260 | 127 |
| Completion Pct. | 44.0 | 46.2 |
| PUNTS/AVERAGE | 4/41.5 | 9/41.9 |
| PENALTIES/YARDS | 4/31 | 10/133 |
| FUMBLES/BALL LOST | 5/4 | 1/1 |
| TDs R-P-Def-R | 1-1-0-0 | 0-1-0-0 |
| TIME OF POSSESSION | 28:36 | 31:24 |
| FIELD GOALS | 52,32 | 14,30 |

| RUSHING | No. | Yds. | Avg. | LG | TD |
|----------------|-----------|------------|------------|-----------|----------|
| Bulwich | 18 | 28 | 1.6 | 8 | 0 |
| Nowatzke | 10 | 33 | 3.3 | 9 | 1 |
| Unitas | 1 | 4 | 4.0 | 4 | 0 |
| Havrilak | 1 | 3 | 3.0 | 3 | 0 |
| Hill | 1 | 1 | 1.0 | 1 | 0 |
| COLTS | 31 | 69 | 2.2 | 9 | 1 |
| Thomas | 18 | 35 | 1.9 | 7 | 0 |
| Garrison | 12 | 65 | 5.4 | 19 | 0 |
| Morton | 1 | 2 | 2.0 | 2 | 0 |
| COWBOYS | 31 | 102 | 3.3 | 19 | 0 |

| RECEIVING | No. | Yds. | Avg. | LG | TD |
|----------------|-----------|------------|-------------|-----------|----------|
| Jefferson | 3 | 52 | 17.3 | 23 | 0 |
| Mackey | 2 | 80 | 40.0 | 75 | 1 |
| Hinton | 2 | 51 | 25.5 | 26 | 0 |
| Havrilak | 2 | 27 | 13.5 | 25 | 0 |
| Nowatzke | 1 | 45 | 45.0 | 45 | 0 |
| Bulwich | 1 | 5 | 5.0 | 5 | 0 |
| COLTS | 11 | 260 | 23.6 | 75 | 1 |
| Reeves | 5 | 46 | 9.2 | 17 | 0 |
| Thomas | 4 | 21 | 5.3 | 7 | 1 |
| Garrison | 2 | 19 | 9.5 | 14 | 0 |
| Hayes | 1 | 41 | 41.0 | 41 | 0 |
| COWBOYS | 12 | 127 | 10.6 | 41 | 1 |

| INTERCEPTIONS | No. | Yds. | Avg. | LG | TD |
|----------------|----------|-----------|-------------|-----------|----------|
| Volk | 1 | 30 | 30.0 | 30 | 0 |
| Logan | 1 | 14 | 14.0 | 14 | 0 |
| Curtis | 1 | 13 | 13.0 | 13 | 0 |
| COLTS | 3 | 57 | 19.0 | 30 | 0 |
| Howley | 2 | 22 | 11.0 | 22 | 0 |
| Renfro | 1 | 0 | 0.0 | 0 | 0 |
| COWBOYS | 3 | 22 | 7.3 | 22 | 0 |

| PUNTING | No. | Yds. | Avg. | Net | TB | LG | Blk. |
|----------------|----------|------------|-------------|-------------|----------|-----------|----------|
| Lee | 4 | 166 | 41.5 | 34.3 | 1 | 56 | 0 |
| COLTS | 4 | 166 | 41.5 | 34.3 | 1 | 56 | 0 |
| Widby | 9 | 377 | 41.9 | 40.6 | 0 | 49 | 0 |
| COWBOYS | 9 | 377 | 41.9 | 40.6 | 0 | 49 | 0 |

| PUNT RETURNS | No. | FC | Yds. | Avg. | LG | TD |
|----------------|----------|----------|-----------|------------|----------|----------|
| Gardin | 4 | 3 | 4 | 1.0 | 2 | 0 |
| Logan | 1 | 0 | 8 | 8.0 | 8 | 0 |
| COLTS | 5 | 3 | 12 | 2.4 | 8 | 0 |
| Hayes | 3 | 0 | 9 | 3.0 | 7 | 0 |
| COWBOYS | 3 | 0 | 9 | 3.0 | 7 | 0 |

| KICKOFF RETURNS | No. | Yds. | Avg. | LG | TD |
|-----------------|----------|-----------|-------------|-----------|----------|
| Duncan | 4 | 90 | 22.5 | 30 | 0 |
| COLTS | 4 | 90 | 22.5 | 30 | 0 |
| Harris | 1 | 18 | 18.0 | 18 | 0 |
| Hill | 1 | 14 | 14.0 | 14 | 0 |
| Kiner | 1 | 2 | 2.0 | 2 | 0 |
| COWBOYS | 3 | 34 | 11.3 | 18 | 0 |

AFC DIVISIONAL PLAYOFFS — December 26, 1971 - Cleveland Stadium

| | | | | | |
|-----------|---|----|---|---|----|
| COLTS | 0 | 14 | 3 | 3 | 20 |
| CLEVELAND | 0 | 0 | 3 | 0 | 3 |

SCORING SUMMARY

| | | |
|-------|------------------|----------------|
| Colts | Nottingham 1 run | (O'Brien kick) |
| Colts | Nottingham 7 run | (O'Brien kick) |
| C | Cockroft 14 FG | |
| Colts | O'Brien 42 FG | |
| Colts | O'Brien 15 FG | |

COLTS STARTING LINEUP

| | | | |
|----------------|----|-----|----------------|
| Eddie Hinton | WR | LE | Bubba Smith |
| Bob Vogel | LT | LT | Billy Newsome |
| Glenn Ressler | LG | RT | Fred Miller |
| Bill Curry | C | RE | Roy Hillon |
| John Williams | RG | LLB | Roy May |
| Don Sullivan | RT | MLB | Mike Curtis |
| Tom Mitchell | TE | RLB | Ted Hendricks |
| Roy Perkins | WR | LCB | Charlie Stukes |
| John Unitas | QB | RCB | Rex Kern |
| Tom Matte | RB | LS | Jerry Logan |
| Don Nottingham | RB | RS | Rick Volk |

SUBSTITUTIONS

K:Jim O'Brien, P:David Lee; *Offense:* QB-Earl Morrall; RBs-Tom Nowatzke, Don McCauley, Charlie Pittman; WR-Sam Havrilak; TE-John Mackey; OL-Cornelius Johnson, Dennis Nelson, Ken Mendenhall; *Defense:* DL-Jim Bailey; LBs-Bill Laskey, Tom Beutler; DBs-Lonnie Hepburn, Tom Curtis; *DNP:* WR-Willie Richardson, DL-George Wright

| | | | | | |
|---------------|-----------|-----------|------------|-------------|-------------|
| PASSING | Att. | Comp. | Yds. | Pct. | Avg./Att. |
| Unitas | 21 | 13 | 143 | 61.9 | 6.81 |
| COLTS | 21 | 13 | 143 | 61.9 | 6.81 |
| Nelsen | 21 | 9 | 104 | 42.9 | 4.95 |
| Phipps | 6 | 3 | 27 | 50.0 | 4.50 |
| BROWNS | 27 | 12 | 131 | 44.4 | 4.85 |

| | | |
|-------------------|--------------|-----------------|
| TOTAL FIRST DOWNS | 16 | 11 |
| Rushing | 7 | 5 |
| Passing | 8 | 5 |
| Penalty | 1 | 1 |
| 3rd Dwn M/A/Pct | 4/14 28.6 | 3/13 23.1 |
| 4th Dwn M/A/Pct | 1/1 100.0 | 0/0 0.0 |
| TOTAL NET YARDS | 271 | 165 |
| Total Plays | 64 | 56 |
| Avg. Per Play | 4.2 | 2.9 |
| NET YARDS RUSHING | 128 | 69 |
| Total Rushes | 43 | 24 |
| NET YARDS PASSING | 143 | 96 |
| Passing A-C-I | 21-13-1 | 27-12-3 |
| Tackled/Yds Lost | 0/0 | 5/35 |
| Gross Yards | 143 | 131 |
| Completion Pct. | 61.9 | 44.4 |
| PUNTS/AVERAGE | 6/37.2 | 5/40.8 |
| PENALTIES/YARDS | 5/43 | 3/16 |
| FUMBLES/BALL LOST | 2/2 | 6/2 |
| TDs R-P-Def-Rt | 2-0-0-0 | 0-0-0-0 |
| FIELD GOALS | 42 15 | 16,44,14 |

| | | | | | |
|---------------|-----------|------------|------------|-----------|----------|
| RUSHING | No. | Yds. | Avg. | LG | TD |
| Nottingham | 23 | 92 | 4.0 | 13 | 2 |
| McCawley | 16 | 26 | 1.6 | 5 | 0 |
| McCauley | 3 | 9 | 3.0 | 4 | 0 |
| Nowatzke | 1 | 1 | 1.0 | 1 | 0 |
| COLTS | 43 | 128 | 3.0 | 13 | 2 |
| Kelly | 14 | 49 | 3.5 | 15 | 0 |
| Scott | 8 | 25 | 3.1 | 17 | 0 |
| Nelsen | 2 | -5 | -2.5 | -2 | 0 |
| BROWNS | 24 | 69 | 2.9 | 17 | 0 |

| | | | | | |
|---------------|-----------|------------|-------------|-----------|----------|
| RECEIVING | No. | Yds. | Avg. | LG | TD |
| Mitchell | 5 | 73 | 14.6 | 26 | 0 |
| Matte | 3 | 22 | 7.3 | 17 | 0 |
| Hinton | 2 | 30 | 15.0 | 21 | 0 |
| Perkins | 1 | 10 | 10.0 | 10 | 0 |
| Nottingham | 1 | 5 | 5.0 | 5 | 0 |
| Havrilak | 1 | 3 | 3.0 | 3 | 0 |
| COLTS | 13 | 143 | 8.0 | 26 | 0 |
| Scott | 5 | 41 | 8.2 | 13 | 0 |
| Kelly | 4 | 24 | 6.0 | 13 | 0 |
| Hooker | 1 | 39 | 39.0 | 39 | 0 |
| Morin | 1 | 16 | 16.0 | 16 | 0 |
| Glass | 1 | 11 | 11.0 | 11 | 0 |
| BROWNS | 12 | 131 | 10.9 | 39 | 0 |

| | | | | | |
|---------------|----------|-----------|-------------|-----------|----------|
| INTERCEPTIONS | No. | Yds. | Avg. | LG | TD |
| Volk | 2 | 56 | 28.0 | 37 | 0 |
| Stukes | 1 | 23 | 23.0 | 23 | 0 |
| COLTS | 3 | 79 | 26.3 | 37 | 0 |
| Snidow | 1 | 1 | 1.0 | 1 | 0 |
| Scott | 0 | 22 | 22.0 | 22 | 0 |
| BROWNS | 1 | 23 | 23.0 | 22 | 0 |

| | | | | | | | |
|---------------|----------|------------|-------------|-------------|----------|-----------|----------|
| PUNTING | No. | Yds. | Avg. | Net | TB | LG | Blk. |
| Lee | 6 | 223 | 37.2 | 24.8 | 0 | 46 | 0 |
| COLTS | 6 | 223 | 37.2 | 24.8 | 0 | 46 | 0 |
| Cockroft | 5 | 204 | 40.8 | 35.4 | 0 | 44 | 0 |
| BROWNS | 5 | 204 | 40.8 | 35.4 | 0 | 44 | 0 |

| | | | | | | |
|---------------|----------|----------|-----------|-------------|-----------|----------|
| PUNT RETURNS | No. | FC | Yds. | Avg. | LG | TD |
| Volk | 4 | 1 | 27 | 6.8 | 12 | 0 |
| COLTS | 4 | 1 | 27 | 6.8 | 12 | 0 |
| Kelly | 3 | 0 | 71 | 23.7 | 48 | 0 |
| Jones | 1 | 0 | 3 | 3.0 | 3 | 0 |
| BROWNS | 4 | 0 | 74 | 18.5 | 48 | 0 |

| | | | | | |
|-----------------|----------|-----------|-------------|-----------|----------|
| KICKOFF RETURNS | No. | Yds. | Avg. | LG | TD |
| Pittman | 1 | 25 | 25.0 | 25 | 0 |
| COLTS | 1 | 25 | 25.0 | 25 | 0 |
| Brown | 2 | 34 | 17.0 | 19 | 0 |
| Scott | 1 | 30 | 30.0 | 30 | 0 |
| Morrison | 1 | 19 | 19.0 | 19 | 0 |
| Drieken | 1 | 15 | 15.0 | 15 | 0 |
| BROWNS | 5 | 98 | 19.6 | 30 | 0 |

AFC CHAMPIONSHIP GAME — January 2, 1972 - Orange Bowl

| | | | | | |
|-------|---|---|---|---|----|
| COLTS | 0 | 0 | 0 | 0 | 0 |
| MIAMI | 7 | 0 | 7 | 7 | 21 |

SCORING SUMMARY

| | |
|---|--|
| M | Warfield 75 pass from Griese (Yepremian kick) |
| M | Anderson 62 interception return (Yepremian kick) |
| M | Csonka 5 run (Yepremian kick) |

COLTS STARTING LINEUP

| | | | |
|----------------|----|-----|----------------|
| Eddie Hinton | WR | LE | Bubba Smith |
| Bob Vogel | LT | LT | Billy Newsome |
| Glenn Ressler | LG | RT | Fred Miller |
| Bill Curry | C | RE | Roy Hillon |
| John Williams | RG | LLB | Roy May |
| Don Sullivan | RT | MLB | Mike Curtis |
| Tom Mitchell | TE | RLB | Ted Hendricks |
| Roy Perkins | WR | LCB | Charlie Stukes |
| John Unitas | QB | RCB | Rex Kern |
| Don McCauley | RB | LS | Jerry Logan |
| Don Nottingham | RB | RS | Rick Volk |

SUBSTITUTIONS

K:Jim O'Brien, P:David Lee; *Offense:* QB-Earl Morrall; RBs-Tom Nowatzke, Tom Matte; Charlie Pittman; WRs-Sam Havrilak, Willie Richardson; TE-John Mackey; OL-Cornelius Johnson, Dennis Nelson, Ken Mendenhall; *Defense:* DL-Jim Bailey; George Wright; LBs-Bill Laskey, Tom Beutler; DBs-Lonnie Hepburn, Tom Curtis

| | | |
|-------------------|-----------|----------|
| TOTAL FIRST DOWNS | 16 | 13 |
| Rushing | 6 | 8 |
| Passing | 10 | 4 |
| Penalty | 0 | 1 |
| 3rd Dwn M/A/Pct | 7/16 43.8 | 2/8 25.0 |
| TOTAL NET YARDS | 302 | 286 |
| Total Plays | 68 | 45 |
| Avg. Per Play | 4.4 | 6.4 |
| NET YARDS RUSHING | 93 | 144 |
| Total Rushes | 29 | 35 |
| NET YARDS PASSING | 209 | 142 |
| Passing A-C-I | 36-20-3 | 8-4-1 |
| Tackled/Yds Lost | 3/15 | 2/16 |
| Gross Yards | 224 | 158 |
| Completion Pct. | 55.6 | 50.0 |
| PUNTS/AVERAGE | 3/45.3 | 6/42.7 |
| PENALTIES/YARDS | 2/20 | 1/12 |
| FUMBLES/BALL LOST | 1/0 | 0/0 |
| TDs R-P-Def-Rt | 0-0-0-0 | 1-1-0-0 |
| FIELD GOALS | 46,48,35 | None |

| | | | | | |
|-----------------|-----------|------------|------------|-----------|----------|
| RUSHING | No. | Yds. | Avg. | LG | TD |
| McCawley | 15 | 50 | 3.3 | 8 | 0 |
| Nottingham | 11 | 33 | 3.0 | 9 | 0 |
| Nowatzke | 2 | 5 | 2.5 | 3 | 0 |
| Unitas | 1 | 5 | 5.0 | 5 | 0 |
| COLTS | 29 | 93 | 3.2 | 9 | 0 |
| Kiick | 18 | 66 | 3.7 | 15 | 0 |
| Csonka | 15 | 63 | 4.2 | 9 | 1 |
| Griese | 1 | 12 | 12.0 | 12 | 0 |
| Morris | 1 | 3 | 3.0 | 3 | 0 |
| DOLPHINS | 35 | 144 | 4.1 | 15 | 1 |

| | | | | | |
|-----------------|-----------|------------|-------------|-----------|----------|
| RECEIVING | No. | Yds. | Avg. | LG | TD |
| Hinton | 6 | 98 | 16.3 | 27 | 0 |
| Nottingham | 4 | 26 | 6.5 | 25 | 0 |
| Perkins | 3 | 19 | 6.3 | 9 | 0 |
| Havrilak | 2 | 31 | 15.5 | 18 | 0 |
| McCawley | 2 | 24 | 12.0 | 16 | 0 |
| Mitchell | 1 | 14 | 14.0 | 14 | 0 |
| Matte | 1 | 6 | 6.0 | 6 | 0 |
| Mackey | 1 | 6 | 6.0 | 6 | 0 |
| COLTS | 20 | 224 | 11.2 | 27 | 0 |
| Warfield | 2 | 125 | 62.5 | 75 | 1 |
| Twilley | 2 | 33 | 16.5 | 20 | 0 |
| DOLPHINS | 4 | 158 | 39.5 | 75 | 1 |

| | | | | | |
|-----------------|----------|-----------|-------------|-----------|----------|
| INTERCEPTIONS | No. | Yds. | Avg. | LG | TD |
| Logan | 1 | 0 | 0.0 | 0 | 0 |
| COLTS | 1 | 0 | 0.0 | 0 | 0 |
| Anderson | 1 | 62 | 62.0 | 62 | 1 |
| Kolen | 1 | 11 | 11.0 | 11 | 0 |
| Scott | 1 | 0 | 0.0 | 0 | 0 |
| DOLPHINS | 3 | 73 | 24.3 | 62 | 1 |

| | | | | | | | |
|-----------------|----------|------------|-------------|-------------|----------|-----------|----------|
| PUNTING | No. | Yds. | Avg. | Net | TB | LG | Blk. |
| Lee | 3 | 136 | 45.3 | 32.0 | 1 | 47 | 0 |
| COLTS | 3 | 136 | 45.3 | 32.0 | 1 | 47 | 0 |
| Seiple | 6 | 256 | 42.7 | 39.3 | 0 | 52 | 0 |
| DOLPHINS | 6 | 256 | 42.7 | 39.3 | 0 | 52 | 0 |

| | | | | | | |
|-----------------|----------|----------|-----------|-------------|-----------|----------|
| PUNT RETURNS | No. | FC | Yds. | Avg. | LG | TD |
| Volk | 5 | 1 | 20 | 4.0 | 6 | 0 |
| COLTS | 5 | 1 | 20 | 4.0 | 6 | 0 |
| Scott | 2 | 0 | 20 | 10.0 | 14 | 0 |
| DOLPHINS | 2 | 0 | 20 | 10.0 | 14 | 0 |

| | | | | | |
|-----------------|----------|-----------|-------------|-----------|----------|
| KICKOFF RETURNS | No. | Yds. | Avg. | LG | TD |
| Pittman | 2 | 58 | 29.0 | 38 | 0 |
| COLTS | 2 | 58 | 29.0 | 38 | 0 |
| Morris | 1 | 22 | 22.0 | 22 | 0 |
| DOLPHINS | 1 | 22 | 22.0 | 22 | 0 |

| | | | | | |
|-----------------|-----------|-----------|------------|-------------|--------------|
| PASSING | Att. | Comp. | Yds. | Pct. | Avg./Att. |
| Unitas | 36 | 20 | 224 | 55.6 | 6.22 |
| COLTS | 36 | 20 | 224 | 55.6 | 6.22 |
| Griese | 8 | 4 | 158 | 50.0 | 19.75 |
| DOLPHINS | 8 | 4 | 158 | 50.0 | 19.75 |

AFC DIVISIONAL PLAYOFFS - December 27, 1975 - Three Rivers Stadium

| | | | | | |
|------------|---|---|---|----|----|
| COLTS | 0 | 7 | 3 | 0 | 10 |
| PITTSBURGH | 7 | 0 | 7 | 14 | 28 |

SCORING SUMMARY

P Harris 8 run (Gerela kick)
 Colts Doughty 5 pass from Domres (Linhart kick)
 Colts Linhart 21 FG
 P Bleier 7 run (Gerela kick)
 P Bradshaw 2 run (Gerela kick)
 P Russell 93 fumble return (Gerela kick)

COLTS STARTING LINEUP

| | | | |
|-----------------|----|-----|----------------|
| Roger Carr | WR | LE | Fred Cook |
| David Taylor | LT | IT | Mike Barnes |
| Robert Pratt | LG | RT | Joe Ehrmann |
| Ken Mendenhall | C | RE | John Dutton |
| Elmer Collett | RG | LLB | Tom MacLeod |
| George Kunz | RT | MLB | Jim Cheyanski |
| Raymond Chester | TE | RLB | Stan White |
| Glenn Doughty | WR | LCB | Lloyd Mumphord |
| Bert Jones | QB | RCB | Nelson Sumner |
| lydell Mitchell | RB | LS | Bruce Laird |
| Bill Olds | RB | RS | Jackie Wallace |

SUBSTITUTIONS

K-Toni Linhart, P-David Lee; *Offense:* QB-Marly Domres; RBs-Dan McCauley; Howard Stevens; TE-Jimmie Kennedy; WR- Marshall Johnson; OL-Ken Huff, Bob Van Dyne, Ed George; *Defense:* DL-Dave Pear, Glenn Robinson; LBs-Mike Varty, Dan Dickel, Derral Lee; DBs-Ray Oldham, Rick Volk, Doug Nettles; DNP - RB-Roosevelt Leaks, OL-Forrest Blue, WR-Freddie Scott

| PASSING | Att. | Comp. | Yds. | Pct. | Avg./Att. | TD | %TD | Int. | %Int. | LG | Sacked | Rating |
|-----------------|-----------|----------|------------|-------------|-------------|----------|------------|----------|-------------|-----------|-------------|-------------|
| Jones | 11 | 6 | 91 | 54.5 | 8.27 | 0 | 0.0 | 0 | 0.0 | 58 | 2/8 | 82.0 |
| Domres | 11 | 2 | 9 | 18.2 | 0.82 | 1 | 9.0 | 2 | 18.2 | 51 | 3/20 | 30.3 |
| COLTS | 22 | 8 | 100 | 36.4 | 4.55 | 1 | 4.5 | 2 | 9.1 | 58 | 5/28 | 28.6 |
| Bradshaw | 13 | 8 | 103 | 61.5 | 7.92 | 0 | 0.0 | 2 | 15.4 | 34 | 3/27 | 46.8 |
| STEELERS | 13 | 8 | 103 | 61.5 | 7.92 | 0 | 0.0 | 2 | 15.4 | 34 | 3/27 | 46.8 |

TOTAL FIRST DOWNS

| | | |
|-------------------|-----------|-----------|
| Rushing | 10 | 12 |
| Passing | 4 | 13 |
| Penalty | 4 | 3 |
| 3rd Dwn M/A/Pct | 6/21 28.6 | 4/12 33.3 |
| 4th Dwn M/A/Pct | 1/1 100.0 | 0/1 0.0 |
| TOTAL NET YARDS | 154 | 287 |
| Total Plays | 68 | 59 |
| Avg. Per Yard | 2.3 | 4.9 |
| NET YARDS RUSHING | 82 | 211 |
| Total Rushes | 41 | 43 |
| NET YARDS PASSING | 72 | 76 |
| Passing A-CI | 22-8.2 | 13-8.2 |
| Tackled/Yds Lost | 5/28 | 3/27 |
| Cross Yards | 100 | 103 |
| Completion Pct. | 36.4 | 61.5 |
| PUNTS/AVERAGE | 9/40.1 | 4/39.8 |
| PENALTIES/YARDS | 6/53 | 5/45 |
| FUMBLES/BALL LOST | 2/1 | 3/2 |
| TDs R-P-Def-Rt | 0-1-0-0 | 3-0-1-0 |
| FIELD GOALS | 21 | None |

| RUSHING | No. | Yds. | Avg. | LG | TD |
|-----------------|-----------|------------|------------|-----------|----------|
| Mitchell | 26 | 63 | 2.4 | 7 | 0 |
| Domres | 4 | 17 | 4.3 | 8 | 0 |
| Olds | 5 | 6 | 1.2 | 3 | 0 |
| Jones | 2 | 6 | 3.0 | 7 | 0 |
| McCauley | 3 | 3 | 1.0 | 2 | 0 |
| Carr | 1 | -13 | -13.0 | -13 | 0 |
| COLTS | 41 | 82 | 2.0 | 8 | 0 |
| Harris | 27 | 153 | 5.7 | 22 | 1 |
| Bleier | 12 | 28 | 2.3 | 7 | 1 |
| Bradshaw | 3 | 22 | 7.3 | 13 | 1 |
| Collier | 1 | 8 | 8.0 | 8 | 0 |
| STEELERS | 43 | 211 | 4.9 | 22 | 3 |

| RECEIVING | No. | Yds. | Avg. | LG | TD |
|-----------------|----------|------------|-------------|-----------|----------|
| Mitchell | 4 | 20 | 5.0 | 10 | 0 |
| Doughty | 2 | 63 | 31.5 | 58 | 1 |
| McCauley | 1 | 9 | 9.0 | 9 | 0 |
| Kennedy | 1 | 8 | 8.0 | 8 | 0 |
| COLTS | 8 | 100 | 12.5 | 58 | 1 |
| Lewis | 3 | 65 | 21.7 | 34 | 0 |
| Swann | 2 | 15 | 7.5 | 14 | 0 |
| Bleier | 2 | 14 | 7.0 | 9 | 0 |
| Brown | 1 | 9 | 9.0 | 9 | 0 |
| STEELERS | 8 | 103 | 12.9 | 34 | 0 |

| INTERCEPTIONS | No. | Yds. | Avg. | LG | TD |
|-----------------|----------|-----------|-------------|-----------|----------|
| Mumphord | 2 | 67 | 33.5 | 58 | 0 |
| COLTS | 2 | 67 | 33.5 | 58 | 0 |
| Blount | 1 | 20 | 20.0 | 20 | 0 |
| Ham | 1 | 6 | 6.0 | 6 | 0 |
| STEELERS | 2 | 26 | 13.0 | 20 | 0 |

| PUNTING | No. | Yds. | Avg. | Net | TB | LG | Blk. |
|-----------------|----------|------------|-------------|-------------|----------|-----------|----------|
| Lee | 9 | 361 | 40.1 | 30.6 | 2 | 49 | 0 |
| COLTS | 9 | 361 | 40.1 | 30.6 | 2 | 49 | 0 |
| Walden | 4 | 159 | 39.8 | 32.3 | 0 | 47 | 0 |
| STEELERS | 4 | 159 | 39.8 | 32.3 | 0 | 47 | 0 |

| PUNT RETURNS | No. | FC | Yds. | Avg. | LG | TD |
|-----------------|----------|----------|-----------|-------------|-----------|----------|
| Stevens | 3 | 0 | 30 | 10.0 | 18 | 0 |
| Volk | 1 | 1 | 0 | 0.0 | 0 | 0 |
| COLTS | 4 | 1 | 30 | 7.5 | 18 | 0 |
| Edwards | 2 | 0 | 22 | 11.0 | 16 | 0 |
| Collier | 1 | 0 | 17 | 17.0 | 17 | 0 |
| Brown | 1 | 1 | 7 | 7.0 | 7 | 0 |
| STEELERS | 4 | 1 | 46 | 11.5 | 17 | 0 |

| KICKOFF RETURNS | No. | Yds. | Avg. | LG | TD |
|-----------------|----------|------------|-------------|-----------|----------|
| Laird | 4 | 86 | 21.5 | 24 | 0 |
| McCauley | 3 | 17 | 17.0 | 17 | 0 |
| COLTS | 5 | 103 | 20.6 | 24 | 0 |
| Brown | 2 | 53 | 26.5 | 36 | 0 |
| Harrison | 1 | 21 | 21.0 | 21 | 0 |
| STEELERS | 3 | 74 | 24.7 | 36 | 0 |

AFC DIVISIONAL PLAYOFFS - December 19, 1976 - Memorial Stadium

| | | | | | |
|------------|---|----|---|----|----|
| PITTSBURGH | 9 | 17 | 0 | 14 | 40 |
| COLTS | 7 | 0 | 0 | 7 | 14 |

SCORING SUMMARY

P Lewis 76 pass from Bradshaw (kick failed)
 P Gerela 45 FG
 Colts Carr 17 pass from Jones (Linhart kick)
 P Harrison 1 run (Gerela kick)
 P Swann 29 pass from Bradshaw (Gerela kick)
 P Gerela 25 FG
 P Swann 11 pass from Bradshaw (Gerela kick)
 Colts Leaks 1 run (Linhart kick)
 P Harrison 10 run (Mansfield kick)

COLTS STARTING LINEUP

| | | | |
|-----------------|----|-----|----------------|
| Roger Carr | WR | LE | Fred Cook |
| David Taylor | LT | IT | Mike Barnes |
| Robert Pratt | LG | RT | Joe Ehrmann |
| Ken Mendenhall | C | RE | John Dutton |
| Elmer Collett | RG | LLB | Derral Lee |
| George Kunz | RT | MLB | Jim Cheyanski |
| Raymond Chester | TE | RLB | Stan White |
| Glenn Doughty | WR | LCB | Lloyd Mumphord |
| Bert Jones | QB | RCB | Ray Oldham |
| lydell Mitchell | RB | LS | Bruce Laird |
| Roosevelt Leaks | RB | RS | Jackie Wallace |

SUBSTITUTIONS

K-Toni Linhart, P-David Lee; *Offense:* QB-Bill Troup; RBs-Dan McCauley, Howard Stevens, Ron Lee; TE-Jimmie Kennedy; WRs-Ricky Thompson, Freddie Scott; OL-Forrest Blue, Bob Van Dyne; *Defense:* DL-Ron Fernandez; Ken Novak; LBs-Sanders Shiver, Dan Dickel, Ed Simonini; DBs-Randy Hall, Bryant Salter, Tim Baylor; DNP - G-Ken Huff, QB-Mike Kirkland

| PASSING | Att. | Comp. | Yds. | Pct. | Avg./Att. | TD | %TD | Int. | %Int. | LG | Sacked | Rating |
|-----------------|-----------|-----------|------------|-------------|--------------|----------|-------------|----------|------------|------------|-------------|--------------|
| Jones | 25 | 11 | 144 | 44.0 | 5.76 | 1 | 4.0 | 2 | 8.0 | 25 | 5/45 | 42.8 |
| COLTS | 25 | 11 | 144 | 44.0 | 5.76 | 1 | 4.0 | 2 | 8.0 | 25 | 5/45 | 42.8 |
| Bradshaw | 18 | 14 | 264 | 77.8 | 14.67 | 3 | 16.7 | 0 | 0.0 | 761 | 1/7 | 158.3 |
| Kruczek | 6 | 5 | 44 | 83.3 | 7.33 | 0 | 0.0 | 0 | 0.0 | 15 | 0/0 | 97.2 |
| STEELERS | 24 | 19 | 308 | 79.2 | 12.83 | 3 | 12.5 | 0 | 0.0 | 761 | 1/7 | 158.3 |

TOTAL FIRST DOWNS

| | | |
|-------------------|----------|-----------|
| Rushing | 4 | 12 |
| Passing | 8 | 15 |
| Penalty | 4 | 2 |
| 3rd Dwn M/A/Pct | 4/9 44.4 | 9/10 90.0 |
| 4th Dwn M/A/Pct | 0/0 0.0 | 0/0 0.0 |
| TOTAL NET YARDS | 170 | 526 |
| Total Plays | 53 | 65 |
| Avg. Per Yard | 3.2 | 8.1 |
| NET YARDS RUSHING | 71 | 225 |
| Total Rushes | 4 | 23 |
| NET YARDS PASSING | 99 | 301 |
| Passing A-CI | 25-11.2 | 24-19.0 |
| Tackled/Yds Lost | 5/45 | 1/7 |
| Cross Yards | 144 | 308 |
| Completion Pct. | 44.0 | 79.2 |
| PUNTS/AVERAGE | 4/40.5 | 1/33.0 |
| PENALTIES/YARDS | 7/59 | 12/88 |
| FUMBLES/BALL LOST | 0/0 | 2/1 |
| TDs R-P-Def-Rt | 1-1-0-0 | 2-3-0-0 |
| FIELD GOALS | None | 45/25 |

| RUSHING | No. | Yds. | Avg. | LG | TD |
|-----------------|-----------|------------|------------|-----------|----------|
| Mitchell | 16 | 55 | 3.4 | 9 | 0 |
| Leaks | 4 | 12 | 3.0 | 6 | 1 |
| Jones | 2 | 3 | 1.5 | 3 | 0 |
| McCauley | 1 | 1 | 1.0 | 1 | 0 |
| COLTS | 23 | 71 | 3.1 | 9 | 1 |
| Harris | 18 | 132 | 7.3 | 50 | 0 |
| Fuqua | 11 | 54 | 4.9 | 13 | 0 |
| Harrison | 10 | 40 | 4.0 | 10 | 2 |
| Bleier | 1 | -1 | -1.0 | -1 | 0 |
| STEELERS | 40 | 225 | 5.6 | 50 | 2 |

| RECEIVING | No. | Yds. | Avg. | LG | TD |
|-----------------|-----------|------------|-------------|------------|----------|
| Mitchell | 5 | 42 | 8.4 | 21 | 0 |
| Chester | 3 | 42 | 14.0 | 24 | 0 |
| Carr | 2 | 35 | 17.5 | 18 | 1 |
| Doughty | 1 | 25 | 25.0 | 25 | 0 |
| COLTS | 11 | 144 | 13.1 | 25 | 1 |
| Swann | 5 | 77 | 15.4 | 29 | 2 |
| Harrison | 4 | 37 | 9.3 | 18 | 0 |
| Harris | 3 | 24 | 8.0 | 15 | 0 |
| Lewis | 2 | 103 | 51.5 | 761 | 1 |
| Fuqua | 2 | 34 | 17.0 | 31 | 0 |
| Brown | 2 | 25 | 12.5 | 13 | 0 |
| Stallworth | 1 | 8 | 8.0 | 8 | 0 |
| STEELERS | 19 | 308 | 16.2 | 761 | 3 |

| INTERCEPTIONS | No. | Yds. | Avg. | LG | TD |
|-----------------|-------------|-------------|-------------|-------------|-------------|
| COLTS | None | None | None | None | None |
| Edwards | 1 | 26 | 26.0 | 26 | 0 |
| Wagner | 1 | 12 | 12.0 | 12 | 0 |
| STEELERS | 2 | 38 | 19.0 | 26 | 0 |

| PUNTING | No. | Yds. | Avg. | Net | TB | In20 | LG | Blk. |
|-----------------|----------|------------|-------------|-------------|----------|----------|-----------|----------|
| Lee | 4 | 162 | 40.5 | 37.5 | 0 | 1 | 48 | 0 |
| COLTS | 4 | 162 | 40.5 | 37.5 | 0 | 1 | 48 | 0 |
| Walden | 1 | 33 | 33.0 | 22.0 | 0 | 0 | 33 | 0 |
| STEELERS | 1 | 33 | 33.0 | 22.0 | 0 | 0 | 33 | 0 |

| PUNT RETURNS | No. | FC | Yds. | Avg. | LG | TD |
|-----------------|----------|----------|-----------|-------------|-----------|----------|
| Stevens | 1 | 0 | 11 | 11.0 | 11 | 0 |
| COLTS | 1 | 0 | 11 | 11.0 | 11 | 0 |
| Swann | 3 | 0 | 12 | 4.0 | 8 | 0 |
| STEELERS | 3 | 0 | 12 | 4.0 | 8 | 0 |

| KICKOFF RETURNS | No. | Yds. | Avg. | LG | TD |
|-----------------|----------|------------|-------------|-----------|----------|
| Stevens | 3 | 66 | 22.0 | 27 | 0 |
| Lee | 3 | 39 | 13.0 | 23 | 0 |
| Laird | 1 | 5 | 5.0 | 5 | 0 |
| COLTS | 7 | 110 | 15.7 | 27 | 0 |
| Bell | 1 | 60 | 60.0 | 60 | |

AFC DIVISIONAL PLAYOFFS - December 24, 1977 - Memorial Stadium

| | | | | | | | |
|---------|---|----|----|----|---|---|----|
| OAKLAND | 7 | 0 | 14 | 10 | 0 | 6 | 37 |
| COLTS | 0 | 10 | 7 | 14 | 0 | 0 | 31 |

SCORING SUMMARY

O Davis 30 run (Mann kick)
 Colts Laird 61 interception return (Linhart kick)
 Colts Linhart 36 FG
 O Casper 8 pass from Stabler (Mann kick)
 Colts Johnson 87 kickoff return (Linhart kick)
 O Casper 10 pass from Stabler (Mann kick)
 Colts Lee 1 run (Linhart kick)
 O Banaszak 1 run (Mann kick)
 Colts Lee 13 run (Linhart kick)
 O Mann 22 FG
 O Casper 10 pass from Stabler (no attempt)

COLTS STARTING LINEUP

| | | | |
|-----------------|----|-----|-----------------|
| Freddie Scott | WR | LE | Fred Cook |
| David Taylor | LT | RT | Mike Barnes |
| Robert Pratt | IG | IT | Joe Ehrmann |
| Ken Mendenhall | C | RE | John Dutton |
| Ken Huff | RG | LB | Tom MacLeod |
| George Kunz | RT | MLB | Ed Simoniini |
| Raymond Chester | TE | RLB | Stan White |
| Glenn Daughy | WR | LCB | Nelson Thompson |
| Bart Jones | QB | RCB | Nelson Munsey |
| Lydell Mitchell | RB | LS | Bruce Laird |
| Roosevelt Leaks | RB | RS | Lyle Blackwood |

SUBSTITUTIONS

K-Toni Linhart, P-David Lee; Offense: QB-Bill Troup; RBs-Don McCauley, Ron Lee; TEs-Mack Alston, Jimmie Kennedy; WRs-Howard Satterwhite, Marshall Johnson; OL-Farrel Blue, Bob Van Dyne, Wade Griffin; Defense: DL-Ron Fernandez; LBs-Sanders Shiver, Dan Dickel, Derrel Lee; DBs-Roy Oldham, Doug Nettles, Tim Baylor; DNP - QB-Mike Kirkland, WR-Ricky Thompson, WR-Roger Carr, DT-Ken Novak

PASSING

| Ath. | Comp. | Yds. | Pct. | Avg./Att. |
|----------------|-----------|-----------|-------------|------------------|
| Jones | 26 | 12 | 16.4 | 46.2 6.31 |
| COLTS | 26 | 12 | 16.4 | 46.2 6.31 |
| Stabler | 40 | 21 | 34.5 | 52.5 8.63 |
| RAIDERS | 40 | 21 | 34.5 | 52.5 8.63 |

| | | |
|---------|----|----|
| COLTS | 22 | 28 |
| RAIDERS | 10 | 8 |

TOTAL FIRST DOWNS

| | | |
|---------------------------|----------------|---------------|
| Rushing | 12 | 8 |
| Passing | 8 | 17 |
| Penalty | 4 | 3 |
| 3rd Dwn M/A/Pct | 5/18 27.8 | 7/17 41.2 |
| 4th Dwn M/A/Pct | 0/0 0.0 | 0/0 0.0 |
| TOTAL NET YARDS | 301 | 491 |
| Total Plays | 82 | 89 |
| Avg. Per Play | 3.7 | 5.5 |
| NET YARDS RUSHING | 187 | 167 |
| Total Rushes | 50 | 47 |
| NET YARDS PASSING | 114 | 324 |
| Passing A-C-I | 26-12-0 | 40-21-2 |
| Tackled/Yds Lost | 6/50 | 2/21 |
| Gross Yards | 164 | 345 |
| Completion Pct. | 46.2 | 52.5 |
| PUNTS/AVERAGE | 13/33.7 | 8/46.8 |
| PENALTIES/YARDS | 8/82 | 7/65 |
| FUMBLES/BALL LOST | 1/0 | 4/2 |
| TDs R-P-DefRt | 2-0-1-1 | 2-3-0-0 |
| TIME OF POSSESSION | 37:19 | 38:24 |
| FIELD GOALS | 3/6 | 2/24.8 |

RUSHING

| No. | Yds. | Avg. | LG | TD |
|----------------|-----------|------------|------------|-----------|
| Mitchell | 23 | 67 | 2.9 | 10 |
| Lee | 11 | 46 | 4.2 | 14 |
| Leaks | 8 | 35 | 4.4 | 11 |
| Jones | 6 | 30 | 5.0 | 9 |
| McCauley | 2 | 9 | 4.5 | 9 |
| COLTS | 50 | 187 | 3.7 | 14 |
| von Eganhan | 19 | 76 | 4.0 | 16 |
| Davis | 16 | 48 | 3.0 | 30 |
| Banaszak | 11 | 37 | 3.4 | 12 |
| Garrett | 4 | 6 | 6.0 | 6 |
| RAIDERS | 47 | 167 | 3.5 | 30 |

| | | | | | |
|-----------|-----|------|------|----|----|
| RECEIVING | No. | Yds. | Avg. | LG | TD |
|-----------|-----|------|------|----|----|

| | | | | | |
|----------------|-----------|------------|-------------|-----------|----------|
| Mitchell | 3 | 39 | 13.0 | 21 | 0 |
| Scott | 2 | 45 | 22.5 | 26 | 0 |
| Lee | 2 | 22 | 11.0 | 16 | 0 |
| McCauley | 2 | 11 | 5.5 | 12 | 0 |
| Chester | 1 | 30 | 30.0 | 30 | 0 |
| Daughy | 1 | 20 | 20.0 | 20 | 0 |
| Pratt | 1 | -3 | -3.0 | -3 | 0 |
| COLTS | 12 | 164 | 13.7 | 30 | 0 |
| Biletnikoff | 7 | 88 | 12.6 | 18 | 0 |
| Branch | 6 | 113 | 18.8 | 41 | 0 |
| Casper | 4 | 70 | 17.5 | 42 | 3 |
| von Eganhan | 2 | 39 | 19.5 | 23 | 0 |
| Davis | 2 | 35 | 17.5 | 21 | 0 |
| RAIDERS | 21 | 345 | 16.4 | 42 | 3 |

INTERCEPTIONS

| | | | | | |
|----------------|-------------|-------------|-------------|-------------|----------|
| Laird | 2 | 61 | 30.5 | 61 | 1 |
| COLTS | 2 | 61 | 30.5 | 61 | 1 |
| RAIDERS | None | None | None | None | 0 |

PUNTING

| | | | | | | | | |
|----------------|-----------|------------|-------------|-------------|----------|----------|-----------|----------|
| Lee | 12 | 438 | 36.5 | 31.3 | 1 | 1 | 49 | 1 |
| COLTS | 13 | 438 | 33.7 | 28.9 | 1 | 1 | 49 | 1 |
| Guy | 8 | 374 | 46.8 | 36.5 | 3 | 2 | 52 | 0 |
| RAIDERS | 8 | 374 | 46.8 | 36.5 | 3 | 2 | 52 | 0 |

PUNT RETURNS

| | | | | | | | |
|----------------|----------|----------|-----------|------------|-----------|----------|----------|
| Blackwood | 2 | 0 | 0 | 6 | 3.0 | 11 | 0 |
| Johnson | 1 | 1 | 16 | 16.0 | 16 | 0 | 0 |
| Oldham | 0 | 1 | 0 | 0.0 | 0 | 0 | 0 |
| COLTS | 3 | 2 | 22 | 7.3 | 16 | 0 | 0 |
| Colzie | 5 | 1 | 42 | 8.4 | 16 | 0 | 0 |
| Brodshaw | 1 | 0 | 0 | 0.0 | 0 | 0 | 0 |
| RAIDERS | 6 | 1 | 42 | 7.0 | 16 | 0 | 0 |

KICKOFF RETURNS

| | | | | | |
|----------------|----------|------------|-------------|-----------|----------|
| Johnson | 3 | 134 | 44.7 | 87 | 1 |
| McCauley | 1 | 25 | 25.0 | 25 | 0 |
| Blackwood | 1 | 17 | 17.0 | 17 | 0 |
| Nettles | 1 | 17 | 17.0 | 17 | 0 |
| COLTS | 6 | 193 | 32.2 | 87 | 1 |
| Garrett | 5 | 169 | 33.8 | 44 | 0 |
| Davis | 1 | 17 | 17.0 | 17 | 0 |
| RAIDERS | 6 | 186 | 31.0 | 44 | 0 |

AFC DIVISIONAL PLAYOFFS - January 9, 1988 - Cleveland Stadium

| | | | | | |
|-----------|---|---|----|----|----|
| COLTS | 7 | 7 | 0 | 7 | 21 |
| CLEVELAND | 7 | 7 | 10 | 14 | 38 |

SCORING SUMMARY

C Byner 10 pass from Kosar (Bahr kick)
 Colts Beach 2 pass from Trudeau (Biausucci kick)
 Colts Langhorne 39 pass from Kosar (Bahr kick)
 Colts Dickerson 19 pass from Trudeau (Biausucci kick)
 C Byner 2 run (Bahr kick)
 C Bahr 22 FG
 C Brennan 2 pass from Kosar (Bahr kick)
 Colts Bentley 1 run (Biausucci kick)
 C Minnifield 48 interception return (Bahr kick)

COLTS STARTING LINEUP

| | | | |
|----------------|----|-----|------------------|
| Matt Bouza | WR | LE | Dannell Thompson |
| Chris Hinton | IT | NT | Byron Darby |
| Ben Uhl | LG | RE | Jon Hand |
| Roy Donaldson | C | LCB | Johnnie Cooks |
| Ron Solt | RG | ILB | Cliff Odum |
| Kevin Coll | RT | RLB | Barry Kruss |
| Pat Beach | TE | RCB | Duane Bickett |
| Bill Brooks | WR | LCB | Willie Tullis |
| Jack Trudeau | QB | RCB | Eugene Daniel |
| Albert Bentley | RB | SS | Freddie Robinson |
| Eric Dickerson | RB | FS | Mike Prior |

SUBSTITUTIONS

K-Dean Biausucci, P-Rohn Stark; Offense: QB-Sean Salisbury; RB-George Wonsley; WRs-Walter Murray, Mark Ballini; TE - John Bromades, Mark Boyer; OL-Joe Patton; Defense: DL-Jerome Solly, Harvey Armstrong; LBs-Kevin Hancock, Dave Ahrens, June James, Orlando Lowry; DBs-John Holt, Nesby Glasgow, Craig Swoope, Terry Wright, Chris Goode, Jim Perryman; DNP - OL-Randy Dixon, Bob Brotzki; QBs-Gary Hogeboom, Terry Nugent; WR-Roy Banks; TE-Mike McCloskey; DL-Dan Thorp

| | | |
|--------|----|----|
| COLTS | 23 | 25 |
| BROWNS | 4 | 10 |

TOTAL FIRST DOWNS

| | | |
|---------------------------|---------------|---------------|
| Rushing | 16 | 13 |
| Passing | 3 | 2 |
| Penalty | 13 | 2 |
| 3rd Dwn M/A/Pct | 7/12 58.3 | 11/14 78.6 |
| 4th Dwn M/A/Pct | 0/1 0.0 | 0/0 0.0 |
| TOTAL NET YARDS | 315 | 404 |
| Total Plays | 62 | 65 |
| Avg. Per Play | 5.1 | 6.2 |
| NET YARDS RUSHING | 63 | 175 |
| Total Rushes | 21 | 34 |
| NET YARDS PASSING | 252 | 229 |
| Passing A-C-I | 39-22-2 | 31-20-1 |
| Tackled/Yds Lost | 2/14 | 0/0 |
| Gross Yards | 266 | 229 |
| Completion Pct. | 56.4 | 64.5 |
| PUNTS/AVERAGE | 4/43.8 | 1/37.0 |
| PENALTIES/YARDS | 7/75 | 4/20 |
| FUMBLES/BALL LOST | 1/0 | 2/0 |
| TDs R-P-DefRt | 1-0-2 | 1-1-1 |
| TIME OF POSSESSION | 27:34 | 32:26 |
| FIELD GOALS | None | 2/22 |

RUSHING

| No. | Yds. | Avg. | LG | TD |
|---------------|-----------|------------|------------|-----------|
| Dickerson | 15 | 50 | 3.3 | 14 |
| Bentley | 4 | 9 | 2.3 | 6 |
| Trudeau | 2 | 4 | 2.0 | 4 |
| COLTS | 21 | 63 | 3.0 | 14 |
| Byner | 23 | 122 | 5.3 | 25 |
| Mack | 6 | 38 | 6.3 | 27 |
| Manoa | 4 | 10 | 2.5 | 6 |
| Kosar | 1 | 5 | 5.0 | 5 |
| BROWNS | 34 | 175 | 5.1 | 27 |

| | | | | | |
|-----------|-----|------|------|----|----|
| RECEIVING | No. | Yds. | Avg. | LG | TD |
|-----------|-----|------|------|----|----|

| | | | | | |
|---------------|-----------|------------|-------------|-----------|----------|
| Dickerson | 7 | 65 | 9.3 | 19 | 1 |
| Brooks | 5 | 78 | 15.6 | 29 | 0 |
| Bentley | 4 | 47 | 11.8 | 15 | 0 |
| Bouza | 2 | 24 | 12.0 | 18 | 0 |
| Beach | 2 | 6 | 3.0 | 4 | 1 |
| Murray | 1 | 25 | 25.0 | 25 | 0 |
| Bellini | 1 | 21 | 21.0 | 21 | 0 |
| COLTS | 22 | 266 | 12.1 | 29 | 2 |
| Newsome | 4 | 65 | 16.3 | 29 | 0 |
| Byner | 4 | 36 | 9.0 | 16 | 1 |
| Trennan | 3 | 25 | 8.3 | 13 | 1 |
| Mack | 3 | 17 | 5.7 | 6 | 0 |
| Fontenot | 2 | 20 | 10.0 | 11 | 0 |
| Langhorne | 1 | 39 | 39.0 | 39 | 1 |
| Glossy | 1 | 14 | 14.0 | 14 | 0 |
| McNeil | 1 | 8 | 8.0 | 8 | 0 |
| Weathers | 1 | 5 | 5.0 | 5 | 0 |
| BROWNS | 20 | 229 | 11.5 | 39 | 3 |

INTERCEPTIONS

| | | | | | |
|---------------|-------------|-------------|-------------|-------------|----------|
| Robinson | 1 | 0 | 0.0 | 0 | 0 |
| Minnifield | 1 | 48 | 48.0 | 48 | 1 |
| Wright | 1 | 0 | 0.0 | 0 | 0 |
| COLTS | 2 | 48 | 24.0 | 48 | 1 |
| BROWNS | None | None | None | None | 0 |

PUNTING

| | | | | | | | |
|---------------|----------|------------|-------------|-------------|----------|-----------|-----------|
| Stark | 4 | 175 | 43.8 | 35.8 | 0 | 58 | 0 |
| COLTS | 4 | 175 | 43.8 | 35.8 | 0 | 58 | 0 |
| Johnson | 1 | 37 | 37.0 | 37.0 | 0 | 1 | 37 |
| BROWNS | 1 | 37 | 37.0 | 37.0 | 0 | 1 | 37 |

PUNT RETURNS

| | | | | | | |
|---------------|----------|----------|-----------|-------------|-----------|----------|
| McNeil | 3 | 0 | 32 | 10.7 | 16 | 0 |
| BROWNS | 3 | 0 | 32 | 10.7 | 16 | 0 |

KICKOFF RETURNS

| | | | | | |
|---------------|----------|------------|-------------|-----------|----------|
| Bentley | 6 | 114 | 19.0 | 38 | 0 |
| Ahrens | 1 | 10 | 10.0 | 10 | 0 |
| COLTS | 7 | 124 | 17.7 | 38 | 0 |
| McNeil | 1 | 18 | 18.0 | 18 | 0 |
| Fontenot | 1 | 3 | 3.0 | 3 | 0 |
| BROWNS | 2 | 21 | 10.5 | 18 | 0 |

| PASSING | Ath. | Comp. | Yds. | Pct. | Avg./Att. | TD | %TD | Int. | %Int. | LG | Sacked | Rating |
|--------------|-----------|-----------|------------|-------------|-------------|----------|-----------------|------|-------|----|--------|--------|
| Trudeau | 33 | 21 | 251 | 63.6 | 7.61 | 2 | 6.1 | 1 | 3.0 | 29 | 2/14 | 94.4 |
| Salisbury | 6 | 1 | 15 | 16.7 | 2.50 | 0 | 0.0 | 0 | 16.7 | 15 | 0/0 | 0.0 |
| COLTS | 39 | 22 | 266 | 64.6 | 6.82 | 2 | 5.1</ | | | | | |

AFC WILDCARD GAME – December 31, 1995 - San Diego Jack Murphy Stadium

| | | | | | |
|-----------|---|----|---|----|----|
| COLTS | 0 | 14 | 7 | 14 | 35 |
| SAN DIEGO | 3 | 7 | 7 | 3 | 20 |

SCORING SUMMARY

| | |
|-------|--|
| SD | Carney 54 FG |
| Colts | Dilger 2 pass from Harbaugh (Blanchard kick) |
| SD | Pupunu 6 pass from Humphries (Carney kick) |
| Colts | Crockett 33 run (Blanchard kick) |
| SD | Jefferson 11 pass from Humphries (Carney kick) |
| Colts | Dawkins 42 pass from Harbaugh (Blanchard kick) |
| SD | Carney 30 FG |
| Colts | Crockett 66 run (Blanchard kick) |
| Colts | Harbaugh 3 run (Blanchard kick) |

COLTS STARTING LINEUP

| | | | |
|-----------------|----|-----|---------------------|
| Sean Dawkins | WR | LE | Bernard Whittington |
| Will Wolford | LG | LT | Tony McCoy |
| Randy Dixon | LC | RT | Tony Sirogusa |
| Kirk Lowdermilk | CG | RE | Tony Bennett |
| Joe Staysniak | RG | LLB | Stephen Grant |
| Jason Mathews | RT | MLB | Jeff Herrod |
| Ken Dilger | TE | RLB | Quentin Coryatt |
| Floyd Turner | WR | LCB | Ray Buchanan |
| Jim Harbaugh | QB | RCB | Ashley Ambrose |
| Marshall Faulk | RB | SS | David Tate |
| Lamont Warren | RB | FS | Jason Belsler |

SUBSTITUTIONS

K-Cary Blanchard, P-Chris Gardocki; *Offense:* RBs-Ronald Humphrey, Cliff Groce; WRs-Aaron Bailey, Brian Stabile; TE-Bradford Banta; OL-Kipp Vickers; *Defense:* DL-Freddie Joe Nunn; Ellis Johnson; LBs-Trev Alberts, Devon McDonald, Scott Radecic; Trever Wilmot; DBs-Eugene Daniel, Conrad Clarke; Derwin Gray, Roy McElroy; Damon Watts; DNP - QB-Craig Erickson; OL-Derek West, Eric Mahlum
Inactives: QB-Paul Justin; WRs-Wendell Davis, Bobby Olive; TE-Marcus Pollard; OL-Seth Dittman, Shawn Harper; DL-Mike Pelton, LB-Steve Morrison

| PASSING | Att. | Comp. | Yds. | Pct. | Avg./Att. |
|-----------|------|-------|------|------|-----------|
| Harbaugh | 27 | 16 | 175 | 59.3 | 6.48 |
| COLTS | 27 | 12 | 112 | 44.4 | 4.15 |
| Humphries | 47 | 23 | 292 | 48.9 | 6.21 |
| CHARGERS | 47 | 23 | 292 | 48.9 | 6.21 |

| TOTAL FIRST DOWNS | |
|--------------------|----------------------|
| Rushing | 10 |
| Passing | 9 |
| Penalty | 1 |
| 3rd Dwn M/A/Pct | 8/13 61.5/10/17 58.8 |
| 4th Dwn M/A/Pct | 0/0 0.0/0/0 0/1 0.0 |
| TOTAL NET YARDS | |
| Total Plays | 58 |
| Avg. Per Play | 5.7 |
| NET YARDS RUSHING | |
| Total Rushes | 29 |
| NET YARDS PASSING | 155 |
| Passing A-CI | 27-16.1 |
| Tackled/Yds Lost | 2/20 |
| Gross Yards | 175 |
| Completion Pct. | 59.3 |
| PUNTS/AVERAGE | 5/37.4 |
| PENALTIES/YARDS | 4/30 |
| FUMBLE/BALL LOST | 2/0 |
| TDs R-P-DeR-R | 5-3-2-0 |
| TIME OF POSSESSION | 28:51 |
| FIELD GOALS | None |

| RUSHING | No. | Yds. | Avg. | LG | TD |
|-----------|-----|------|------|----|----|
| Crockett | 13 | 147 | 11.3 | 66 | 2 |
| Faulk | 1 | 16 | 16.0 | 16 | 0 |
| Harbaugh | 5 | 10 | 2.0 | 7 | 1 |
| Warren | 10 | 5 | 0.5 | 4 | 0 |
| COLTS | 29 | 178 | 6.1 | 66 | 3 |
| Hayden | 18 | 80 | 4.4 | 15 | 0 |
| Humphries | 4 | 32 | 8.0 | 17 | 0 |
| Fletcher | 3 | 23 | 7.7 | 20 | 0 |
| Means | 6 | 11 | 1.8 | 5 | 0 |
| Harmont | 1 | -1 | -1.0 | -1 | 0 |
| CHARGERS | 32 | 145 | 4.5 | 20 | 0 |

| RECEIVING | No. | Yds. | Avg. | LG | TD |
|-----------|-----|------|------|----|----|
| Turner | 5 | 64 | 12.8 | 21 | 0 |
| Warren | 4 | 45 | 11.3 | 17 | 0 |
| Dawkins | 2 | 49 | 24.5 | 42 | 1 |
| Crockett | 2 | 10 | 5.0 | 6 | 0 |
| Dilger | 2 | 9 | 4.5 | 7 | 1 |
| Humphrey | 1 | -2 | -2.0 | -2 | 0 |
| COLTS | 16 | 175 | 10.9 | 42 | 2 |
| Harmont | 10 | 133 | 13.3 | 24 | 0 |
| Jefferson | 3 | 39 | 13.0 | 18 | 0 |
| Pupunu | 3 | 26 | 8.7 | 13 | 1 |
| Fletcher | 2 | 42 | 21.0 | 26 | 0 |
| Seay | 2 | 19 | 9.5 | 11 | 0 |
| CHARGERS | 23 | 292 | 12.7 | 26 | 2 |

| INTERCEPTIONS | No. | Yds. | Avg. | LG | TD |
|---------------|-----|------|------|----|----|
| Belsler | 2 | 68 | 34.0 | 36 | 0 |
| Grant | 1 | 13 | 13.0 | 13 | 0 |
| McElroy | 1 | 0 | 0.0 | 0 | 0 |
| COLTS | 4 | 81 | 20.3 | 36 | 0 |
| Seau | 1 | 0 | 0.0 | 0 | 0 |
| CHARGERS | 1 | 0 | 0.0 | 0 | 0 |

| PUNTING | No. | Yds. | Avg. | Net | TB | In20 | LG | Blk. |
|----------|-----|------|------|------|----|------|----|------|
| Gardocki | 5 | 187 | 37.4 | 33.4 | 1 | 2 | 39 | 0 |
| COLTS | 5 | 187 | 37.4 | 33.4 | 1 | 2 | 39 | 0 |
| Bennett | 2 | 109 | 54.5 | 28.5 | 0 | 0 | 65 | 0 |
| CHARGERS | 2 | 109 | 54.5 | 28.5 | 0 | 0 | 65 | 0 |

| PUNT RETURNS | No. | FC | Yds. | Avg. | LG | TD |
|--------------|-----|----|------|------|----|----|
| Buchanan | 2 | 0 | 52 | 26.0 | 46 | 0 |
| COLTS | 2 | 0 | 52 | 26.0 | 46 | 0 |
| Coleman | 0 | 2 | 0 | 0.0 | 0 | 0 |
| CHARGERS | 0 | 2 | 0 | 0.0 | 0 | 0 |

| KICKOFF RETURNS | No. | Yds. | Avg. | LG | TD |
|-----------------|-----|------|------|----|----|
| Bailey | 2 | 44 | 22.0 | 25 | 0 |
| Warren | 2 | 38 | 19.0 | 22 | 0 |
| Humphrey | 1 | 28 | 28.0 | 28 | 0 |
| COLTS | 5 | 110 | 22.0 | 28 | 0 |
| Coleman | 6 | 133 | 22.2 | 28 | 0 |
| CHARGERS | 6 | 133 | 22.2 | 28 | 0 |

AFC DIVISIONAL PLAYOFFS – January 7, 1996 - Arrowhead Stadium

| | | | | | |
|-------------|---|---|---|---|----|
| COLTS | 0 | 7 | 3 | 0 | 10 |
| KANSAS CITY | 7 | 0 | 0 | 0 | 7 |

SCORING SUMMARY

| | |
|-------|--|
| KC | Dawson 20 pass from Bono (Elliott kick) |
| Colts | Turner 5 pass from Harbaugh (Blanchard kick) |
| Colts | Blanchard 30 FG |

COLTS STARTING LINEUP

| | | | |
|-----------------|----|-----|---------------------|
| Sean Dawkins | WR | LE | Bernard Whittington |
| Will Wolford | LG | LT | Tony McCoy |
| Kipp Vickers | LC | RT | Ellis Johnson |
| Kirk Lowdermilk | C | RE | Tony Bennett |
| Joe Staysniak | RG | LLB | Stephen Grant |
| Jason Mathews | RT | MLB | Jeff Herrod |
| Ken Dilger | TE | RLB | Quentin Coryatt |
| Floyd Turner | WR | LCB | Ray Buchanan |
| Jim Harbaugh | QB | RCB | Ashley Ambrose |
| Lamont Warren | RB | SS | David Tate |
| Zack Crockett | RB | FS | Jason Belsler |

SUBSTITUTIONS

K-Cary Blanchard, P-Chris Gardocki; *Offense:* RBs-Ronald Humphrey, Cliff Groce; WRs-Aaron Bailey, Brian Stabile; TE-Bradford Banta, Marcus Pollard; OL-Eric Mahlum, Derek West, Randy Dixon; *Defense:* DL-Freddie Joe Nunn; LBs-Trev Alberts, Devon McDonald, Scott Radecic, Trever Wilmot; DBs-Eugene Daniel, Conrad Clarke, Derwin Gray, Roy McElroy; Damon Watts; DNP - QB-Craig Erickson; DL-Mike Pelton
Inactives: QB-Paul Justin; RB-Marshall Faulk; WRs-Wendell Davis, Bobby Olive; OL-Seth Dittman, Shawn Harper; DL-Tony Sirogusa; LB-Steve Morrison

| PASSING | Att. | Comp. | Yds. | Pct. | Avg./Att. |
|----------|------|-------|------|------|-----------|
| Harbaugh | 27 | 12 | 112 | 44.4 | 4.15 |
| COLTS | 27 | 12 | 112 | 44.4 | 4.15 |
| Bono | 25 | 11 | 122 | 44.0 | 4.88 |
| Gannon | 8 | 5 | 30 | 62.5 | 3.75 |
| CHIEFS | 33 | 16 | 152 | 48.5 | 4.61 |

| TOTAL FIRST DOWNS | |
|--------------------|-----------|
| Rushing | 7 |
| Passing | 8 |
| Penalty | 1 |
| 3rd Dwn M/A/Pct | 7/17 41.2 |
| 4th Dwn M/A/Pct | 1/1 100.0 |
| TOTAL NET YARDS | |
| Total Plays | 68 |
| Avg. Per Play | 3.7 |
| NET YARDS RUSHING | |
| Total Rushes | 39 |
| NET YARDS PASSING | 102 |
| Passing A-CI | 27-12.1 |
| Tackled/Yds Lost | 2/10 |
| Gross Yards | 112 |
| Completion Pct. | 44.4 |
| PUNTS/AVERAGE | 6/36.5 |
| PENALTIES/YARDS | 6/38 |
| FUMBLE/BALL LOST | 4/0 |
| TDs R-P-DeR-R | 1-0-1-0 |
| TIME OF POSSESSION | 33:14 |
| FIELD GOALS | 47,30,49 |

| RUSHING | No. | Yds. | Avg. | LG | TD |
|----------|-----|------|------|----|----|
| Warren | 20 | 76 | 3.8 | 20 | 0 |
| Harbaugh | 9 | 48 | 5.3 | 18 | 0 |
| Crockett | 6 | 12 | 2.0 | 6 | 0 |
| Humphrey | 4 | 11 | 2.8 | 5 | 0 |
| COLTS | 39 | 147 | 3.8 | 20 | 0 |
| Allen | 21 | 94 | 4.5 | 16 | 0 |
| Gannon | 2 | 19 | 9.5 | 14 | 0 |
| Anders | 5 | 16 | 3.2 | 8 | 0 |
| CHIEFS | 28 | 129 | 4.6 | 16 | 0 |

| RECEIVING | No. | Yds. | Avg. | LG | TD |
|-----------|-----|------|------|----|----|
| Dawkins | 4 | 37 | 9.3 | 13 | 0 |
| Bailey | 2 | 37 | 18.5 | 24 | 0 |
| Warren | 2 | 18 | 9.0 | 11 | 0 |
| Turner | 2 | 15 | 7.5 | 10 | 0 |
| Crockett | 2 | 5 | 2.5 | 3 | 0 |
| COLTS | 12 | 112 | 9.3 | 24 | 1 |
| Anders | 7 | 44 | 6.3 | 13 | 0 |
| Dawson | 4 | 70 | 17.5 | 25 | 1 |
| Allen | 2 | 21 | 10.5 | 16 | 0 |
| Slaughter | 2 | 10 | 5.0 | 13 | 0 |
| Walker | 1 | 7 | 7.0 | 7 | 0 |
| CHIEFS | 16 | 152 | 9.5 | 25 | 1 |

| INTERCEPTIONS | No. | Yds. | Avg. | LG | TD |
|---------------|-----|------|------|----|----|
| Daniel | 1 | 13 | 13.0 | 13 | 0 |
| Coryatt | 1 | 10 | 10.0 | 10 | 0 |
| Ambrose | 3 | 25 | 8.3 | 13 | 0 |
| COLTS | 3 | 25 | 8.3 | 13 | 0 |
| Collins | 1 | 0 | 0.0 | 0 | 0 |
| CHIEFS | 1 | 0 | 0.0 | 0 | 0 |

| PUNTING | No. | Yds. | Avg. | Net | TB | In20 | LG | Blk. |
|----------|-----|------|------|------|----|------|----|------|
| Gardocki | 6 | 219 | 36.5 | 30.8 | 0 | 1 | 47 | 0 |
| COLTS | 6 | 219 | 36.5 | 30.8 | 0 | 1 | 47 | 0 |
| Aguilar | 4 | 147 | 36.8 | 29.3 | 1 | 0 | 48 | 0 |
| BROWNS | 4 | 147 | 36.8 | 29.3 | 1 | 0 | 48 | 0 |

| PUNT RETURNS | No. | FC | Yds. | Avg. | LG | TD |
|--------------|-----|----|------|------|----|----|
| Buchanan | 2 | 1 | 10 | 5.0 | 5 | 0 |
| COLTS | 2 | 1 | 10 | 5.0 | 5 | 0 |
| Vanover | 4 | 2 | 34 | 8.5 | 12 | 0 |
| CHIEFS | 4 | 2 | 34 | 8.5 | 12 | 0 |

| KICKOFF RETURNS | No. | Yds. | Avg. | LG | TD |
|-----------------|-----|------|------|----|----|
| Humphrey | 2 | 22 | 11.0 | 21 | 0 |
| COLTS | 2 | 22 | 11.0 | 21 | 0 |
| Vanover | 2 | 45 | 22.5 | 23 | 0 |
| Thompson | 1 | 21 | 21.0 | 21 | 0 |
| CHIEFS | 3 | 66 | 22.0 | 23 | 0 |

AFC CHAMPIONSHIP GAME - January 14, 1996 - Three Rivers Stadium

| | | | | | |
|-------------------|----------|----------|----------|----------|-----------|
| COLTS | 3 | 7 | 3 | 7 | 16 |
| PITTSBURGH | 3 | 7 | 3 | 7 | 20 |

SCORING SUMMARY

Colts Blanchard 34 FG
 P Johnson 31 FG
 Colts Blanchard 36 FG
 P Stewart 5 pass from O'Donnell (Johnson kick)
 Colts Blanchard 37 FG
 P Johnson 36 FG
 Colts Turner 47 pass from Harbaugh (Blanchard kick)
 P Morris 1 run (Johnson kick)

COLTS STARTING LINEUP

| | | | |
|-----------------|----|-----|---------------------|
| Sean Dawkins | WR | LE | Bernard Whittington |
| Will Wolford | LT | LT | Tony McCoy |
| Randy Dixon | LG | RT | Tony Siragusa |
| Kirk Lowdermilk | C | RE | Tony Bennett |
| Joe Staysnick | RB | LB | Stephen Grant |
| Jason Mathews | RT | MLB | Jeff Herrod |
| Ken Dilger | TE | RLB | Quentin Coryatt |
| Floyd Turner | WR | LCB | Roy Buchanan |
| Jim Harbaugh | QB | RCB | Ashley Ambrose |
| Lamont Warren | RB | SS | David Tate |
| Zack Crockett | RB | FS | Jason Belser |

SUBSTITUTIONS

K-Cary Blanchard, P-Chris Gardocki; Offense: RBs-Ronald Humphrey, Cliff Groce; WRs-Aaron Bailey, Brian Stoblein; TE-Bradford Banta, Marcus Pollard; OL-Eric Mahlum, Derek West, Kipp Vickers; Defense: DL-Ellis Johnson, Freddie Joe Nunn; LBs-Trev Alberts, Devon McDonald, Scott Radecic, Trevor Wilmot; DBs-Eugene Daniel, Conrad Clarke, Derwin Gray, Ray McElroy, Damon Watts; DNP - QB-Craig Erickson
 Inactives: QB-Paul Justin; RB-Marshall Faulk; WRs-Wendell Davis, Bobby Olive; OL-Seth Dittman, Shawn Harper; DL-Mike Pelton, LB-Steve Morrison

TOTAL FIRST DOWNS

| | | |
|------------------------|--------------------|-----------------|
| Rushing | 4 | 6 |
| Passing | 12 | 12 |
| Penalty | 3 | 3 |
| 3rd Dwn M/A/Pct | 5/15 33.3 | 6/14 42.9 |
| 4th Dwn M/A/Pct | 1/1 100.0 | 1/1 100.0 |
| TOTAL NET YARDS | 328 | 285 |
| Total Plays | 66 | 66 |
| Avg. Per Play | 5.5 | 4.3 |
| NET YARDS RUSHING | 83 | 80 |
| Total Rushes | 5 | 24 |
| NET YARDS PASSING | 342.10 | 412.51 |
| Passing A/C/I | 34.210 | 41.251 |
| Tackled/Yds Lost | 3/22 | 1/0 |
| Grass Yards | 267 | 205 |
| Completion Pct. | 61.8 | 61.0 |
| PUNTS/AVERAGE | 4/30.0 | 4/38.8 |
| FUMBLER/BALL LOST | 5/57 | 4/25 |
| TDs R-P-Def/R | 1-0-1.0 | 2-1-1.0 |
| TIME OF POSSESSION | 30:36 | 29:24 |
| FIELD GOALS | 34.36.37.47 | 31.36.40 |

RUSHING

| No. | Yds. | Avg. | LG | TD |
|-----------------|-----------|-------------|-----------|----------|
| Warren | 15 | 53.3 | 10 | 0 |
| Harbaugh | 6 | 29.4 | 9 | 0 |
| Crockett | 1 | 2.0 | 2 | 0 |
| Humphrey | 1 | -1.0 | 1 | 0 |
| COLTS | 23 | 83.3 | 10 | 0 |
| Pegram | 10 | 46.4 | 9 | 0 |
| Stewart | 4 | 12.3 | 5 | 0 |
| Morris | 7 | 9.1 | 4 | 1 |
| Williams | 1 | 6.0 | 6 | 0 |
| Mills | 1 | 5.0 | 5 | 0 |
| O'Donnell | 1 | -2.0 | 2 | 0 |
| STEELERS | 24 | 80.3 | 9 | 1 |

COLTS STEELERS

| | | | | | |
|-----------------|-----------|------------|-------------|-----------|----------|
| Dawkins | 7 | 96 | 13.7 | 30 | 0 |
| Warren | 7 | 37 | 5.3 | 7 | 0 |
| Turner | 3 | 73 | 24.3 | 47 | 1 |
| Crockett | 2 | 22 | 11.0 | 12 | 0 |
| Dilger | 1 | 30 | 30.0 | 30 | 0 |
| Belser | 1 | 4 | 4.0 | 9 | 0 |
| COLTS | 21 | 267 | 12.7 | 47 | 1 |
| Thigpen | 6 | 65 | 10.8 | 14 | 0 |
| Williams | 4 | 21 | 5.3 | 7 | 0 |
| Morris | 4 | 11 | 2.8 | 6 | 0 |
| Mills | 3 | 52 | 17.3 | 37 | 0 |
| Hastings | 3 | 21 | 7.0 | 9 | 0 |
| Stewart | 2 | 18 | 9.0 | 13 | 1 |
| Holliday | 1 | 8 | 8.0 | 8 | 0 |
| Bruener | 1 | 6 | 6.0 | 6 | 0 |
| Pegram | 1 | 3 | 3.0 | 3 | 0 |
| STEELERS | 25 | 205 | 8.2 | 37 | 1 |

RECEIVING

| No. | Yds. | Avg. | LG | TD |
|-----------------|-----------|------------|-------------|-----------|
| Dawkins | 7 | 96 | 13.7 | 30 |
| Warren | 7 | 37 | 5.3 | 7 |
| Turner | 3 | 73 | 24.3 | 47 |
| Crockett | 2 | 22 | 11.0 | 12 |
| Dilger | 1 | 30 | 30.0 | 30 |
| Belser | 1 | 4 | 4.0 | 9 |
| COLTS | 21 | 267 | 12.7 | 47 |
| Thigpen | 6 | 65 | 10.8 | 14 |
| Williams | 4 | 21 | 5.3 | 7 |
| Morris | 4 | 11 | 2.8 | 6 |
| Mills | 3 | 52 | 17.3 | 37 |
| Hastings | 3 | 21 | 7.0 | 9 |
| Stewart | 2 | 18 | 9.0 | 13 |
| Holliday | 1 | 8 | 8.0 | 8 |
| Bruener | 1 | 6 | 6.0 | 6 |
| Pegram | 1 | 3 | 3.0 | 3 |
| STEELERS | 25 | 205 | 8.2 | 37 |

INTERCEPTIONS

| No. | Yds. | Avg. | LG | TD |
|-----------------|----------|-----------|-------------|-----------|
| Herrod | 1 | 17 | 17.0 | 17 |
| COLTS | 1 | 17 | 17.0 | 17 |
| STEELERS | 0 | 0 | 0.0 | 0 |

PUNTING

| No. | Yds. | Avg. | Net | TB | In20 | LG | Bk. |
|-----------------|----------|------------|-------------|-------------|----------|----------|-----------|
| Gardocki | 4 | 200 | 50.0 | 31.8 | 1 | 0 | 33 |
| COLTS | 4 | 200 | 50.0 | 31.8 | 1 | 0 | 33 |
| Stewart | 4 | 155 | 38.8 | 32.5 | 1 | 1 | 30 |
| STEELERS | 4 | 155 | 38.8 | 32.5 | 1 | 1 | 30 |

PUNT RETURNS

| No. | FC | Yds. | Avg. | LG | TD |
|-----------------|----------|----------|------------|-------------|-----------|
| Buchanan | 1 | 1 | 5.0 | 5 | 0 |
| COLTS | 1 | 1 | 5.0 | 5 | 0 |
| Hastings | 3 | 0 | 53 | 17.7 | 33 |
| STEELERS | 3 | 0 | 53 | 17.7 | 33 |

KICKOFF RETURNS

| No. | Yds. | Avg. | LG | TD |
|-----------------|----------|-----------|-------------|-----------|
| Bailey | 4 | 70 | 17.5 | 22 |
| COLTS | 4 | 70 | 17.5 | 22 |
| Mills | 4 | 96 | 24.0 | 26 |
| STEELERS | 4 | 96 | 24.0 | 26 |

| PASSING | Ath. | Comp. | Yds. | Pct. | Avg./Ath. | TD | %TD | Int. | %Int. | LG | Sacked | Rating |
|-----------------|-----------|-----------|------------|-------------|-------------|----------|------------|----------|------------|-----------|-------------|-------------|
| Harbaugh | 33 | 21 | 267 | 63.6 | 8.09 | 1 | 3.0 | 0 | 0.0 | 47 | 3/22 | 98.9 |
| Warren | 0 | 0 | 0.0 | 0.0 | 0.0 | 0 | 0.0 | 0 | 0.0 | 0 | 0/0 | 39.6 |
| COLTS | 33 | 21 | 267 | 61.8 | 7.85 | 1 | 3.0 | 0 | 0.0 | 47 | 3/22 | 96.1 |
| O'Donnell | 41 | 25 | 205 | 61.0 | 5.00 | 1 | 2.4 | 1 | 2.4 | 37 | 1/10 | 71.7 |
| STEELERS | 41 | 25 | 205 | 61.0 | 5.00 | 1 | 2.4 | 1 | 2.4 | 37 | 1/10 | 71.7 |

AFC WILDCARD - December 29, 1996 - Three Rivers Stadium

| | | | | | |
|-------------------|-----------|-----------|----------|-----------|-----------|
| COLTS | 0 | 14 | 0 | 0 | 14 |
| PITTSBURGH | 10 | 3 | 8 | 21 | 42 |

SCORING SUMMARY

P Johnson 29 FG
 P Stewart 1 run (Johnson kick)
 P Johnson 50 FG
 Colts Daniel 59 interception return (Blanchard kick)
 Colts Bailey 9 pass from Harbaugh (Blanchard kick)
 P Bettis 1 run (Farquhar pass from Stewart)
 P Bettis 1 run (Johnson kick)
 P Witman 31 run (Johnson kick)
 P Stewart 3 run (Johnson kick)

COLTS STARTING LINEUP

| | | | |
|-----------------|----|-----|---------------------|
| Sean Dawkins | WR | LE | Bernard Whittington |
| Jason Mathews | LT | LT | Tony McCoy |
| Doug Widell | LG | RT | Steve Martin |
| Kirk Lowdermilk | C | RE | Tony Bennett |
| Joe Lauenburg | RB | LB | Stephen Grant |
| Tony Mandorich | RT | MLB | Jeff Herrod |
| Ken Dilger | TE | RLB | Steve Morrison |
| Marvin Harrison | WR | LCB | Roy Buchanan |
| Jim Harbaugh | QB | RCB | Eugene Daniel |
| Marshall Faulk | RB | SS | Ray McElroy |
| Cliff Groce | RB | FS | Jason Belser |

SUBSTITUTIONS

K-Cary Blanchard, P-Chris Gardocki; Offense: QB-Paul Justin; RBs-Lamont Warren, Chris Hetherington; WRs-Mark Stock, Brian Stoblein, Aaron Bailey; TE-Bradford Banta, Scott Stutzker, Marcus Pollard; OL-Kipp Vickers, Troy Auzenne; Defense: DL-Ellis Johnson, Richard Dent, Kendall Shells; LBs-Elijah Alexander, Sammie Burroughs; DBs-Derwin Gray, Dedic Mathis, Richard Jones; DNP - OG-Eric Mahlum, DB-Steve Hill
 Inactives: QBs-Kerwin Bell, Kelly Holcomb; RBs-Vince Workman, Leon Neal; WRs-Chris Doering; OF-Derek West; DT-Tony Siragusa; LB-Trev Alberts

TOTAL FIRST DOWNS

| | | |
|------------------------|--------------|--------------|
| Rushing | 8 | 24 |
| Passing | 7 | 7 |
| Penalty | 1 | 1 |
| 3rd Dwn M/A/Pct | 5/15 33.3 | 6/12 50.0 |
| 4th Dwn M/A/Pct | 0/1 0.0 | 0/0 0.0 |
| TOTAL NET YARDS | 146 | 407 |
| Total Plays | 52 | 73 |
| Avg. Per Play | 2.8 | 5.6 |
| NET YARDS RUSHING | 41 | 231 |
| Total Rushes | 15 | 51 |
| NET YARDS PASSING | 105 | 176 |
| Passing A/C/I | 33.131 | 22.142 |
| Tackled/Yds Lost | 4/35 | 0/0 |
| Grass Yards | 140 | 176 |
| Completion Pct. | 39.4 | 63.6 |
| PUNTS/AVERAGE | 8/42.4 | 2/41.5 |
| FUMBLER/BALL LOST | 6/30 | 3/13 |
| TDs R-P-Def/R | 1-1-1.0 | 2-1-1.0 |
| TIME OF POSSESSION | 22:24 | 37:36 |
| FIELD GOALS | 22.24 | 29.50 |

RUSHING

| No. | Yds. | Avg. | LG | TD |
|-----------------|-----------|------------|------------|-----------|
| Faulk | 9 | 25.2 | 28 | 7 |
| Groce | 2 | 11.5 | 6 | 0 |
| Harbaugh | 3 | 6.0 | 2 | 0 |
| Warren | 1 | -1.0 | -1 | 0 |
| COLTS | 15 | 41 | 2.7 | 7 |
| Bettis | 25 | 102 | 4.1 | 18 |
| Stewart | 9 | 48 | 5.3 | 24 |
| Witman | 7 | 48 | 6.9 | 31 |
| McAfee | 5 | 21 | 4.2 | 8 |
| Hastings | 2 | 7 | 3.5 | 5 |
| Mills | 1 | 4 | 4.0 | 4 |
| Lester | 2 | 2 | 1.0 | 1 |
| Tomczak | 1 | -1.0 | -1 | 0 |
| STEELERS | 51 | 231 | 4.5 | 31 |

COLTS STEELERS

| | | | | | |
|-----------------|-----------|------------|-------------|-----------|----------|
| Harrison | 3 | 71 | 23.7 | 48 | 0 |
| Stoblein | 3 | 28 | 9.3 | 17 | 0 |
| Faulk | 3 | 10 | 3.3 | 4 | 0 |
| Dawkins | 2 | 18 | 9.0 | 12 | 0 |
| Bailey | 1 | 9 | 9.0 | 9 | 1 |
| Dilger | 1 | 4 | 4.0 | 4 | 0 |
| COLTS | 13 | 140 | 10.8 | 48 | 1 |
| Johnson | 5 | 109 | 21.8 | 35 | 0 |
| Hastings | 3 | 30 | 10.0 | 14 | 0 |
| Botkin | 2 | 26 | 13.0 | 18 | 0 |
| Lester | 2 | 7 | 3.5 | 4 | 0 |
| Bettis | 1 | 4 | 4.0 | 4 | 0 |
| McAfee | 1 | 0 | 0.0 | 0 | 0 |
| STEELERS | 14 | 176 | 12.6 | 35 | 0 |

RECEIVING

| No. | Yds. | Avg. | LG | TD |
|-----------------|-----------|------------|-------------|-----------|
| Harrison | 3 | 71 | 23.7 | 48 |
| Stoblein | 3 | 28 | 9.3 | 17 |
| Faulk | 3 | 10 | 3.3 | 4 |
| Dawkins | 2 | 18 | 9.0 | 12 |
| Bailey | 1 | 9 | 9.0 | 9 |
| Dilger | 1 | 4 | 4.0 | 4 |
| COLTS | 13 | 140 | 10.8 | 48 |
| Johnson | 5 | 109 | 21.8 | 35 |
| Hastings | 3 | 30 | 10.0 | 14 |
| Botkin | 2 | 26 | 13.0 | 18 |
| Lester | 2 | 7 | 3.5 | 4 |
| Bettis | 1 | 4 | 4.0 | 4 |
| McAfee | 1 | 0 | 0.0 | 0 |
| STEELERS | 14 | 176 | 12.6 | 35 |

INTERCEPTIONS

| No. | Yds. | Avg. | LG | TD |
|-----------------|----------|-----------|-------------|-----------|
| Daniel | 1 | 59 | 59.0 | 59 |
| McElroy | 1 | 0 | 0.0 | 0 |
| COLTS | 2 | 59 | 29.5 | 59 |
| Kirkland | 1 | 0 | 0.0 | 0 |
| STEELERS | 1 | 0 | 0.0 | 0 |

PUNTING

||
||
||

PLAYOFF RECORDS

COLTS INDIVIDUAL CAREER
AND SINGLE-GAME PLAYOFF RECORDS

(*Denotes Super Bowl, #Denotes Playoff Bowl)

SERVICE

MOST GAMES:

- 12 David Lee, 1966-78
 Jerry Logan, 1963-72
 John Mackey, 1963-71
 Fred Miller, 1963-72
 Dan Sullivan, 1962-72
 John Unitas, 1956-72
 Bob Vogel, 1963-72
 11 Mike Curtis, 1965-75
 Roy Hilton, 1965-73
 Glenn Ressler, 1965-74
 10 Jimmy Orr, 1961-70
 Billy Ray Smith, 1961, 63-70
 9 (6 players)

SCORING

MOST POINTS

CAREER:

- 34 Lou Michaels, 1964-69
 26 Jim O'Brien, 1970-72
 24 Tom Matte, 1961-72

GAME:

- Colts: 18 Tom Matte at Cleveland 12/29/68
 (3 TD rushing)
 12 (7 times) Last: Zack Crockett at San
 Diego 12/31/95
 Opp: 18 Gary Collins at Cleveland
 12/27/64 (3 TD receiving)
 Dave Casper vs. Oakland
 12/24/77 (3 TD receiving)
 12 (5 times) Last: Kordell Stewart at
 Pittsburgh 12/29/96

MOST TOUCHDOWNS

CAREER:

- 4 Tom Matte, 1961-72
 3 Jerry Hill, 1961, 63-70
 2 Alan Ameche, 1955-60
 Raymond Berry, 1955-67
 Norm Bulaich, 1970-72
 Zack Crockett, 1995-97
 Ron Lee, 1976-78
 John Mackey, 1963-71
 Lenny Moore, 1956-67
 Don Nottingham, 1971-73
 Jimmy Orr, 1961-70
 Floyd Turner, 1994-95

GAME:

- Colts: 3 Tom Matte at Cleveland 12/29/68
 (3 TD rushing)
 2 (7 times) Last: Zack Crockett at San
 Diego 12/31/95
 Opp: 3 Gary Collins at Cleveland
 12/27/64 (3 TD receiving)
 Dave Casper vs. Oakland
 12/24/77 (3 TD receiving)
 2 (5 times) Last: Kordell Stewart at
 Pittsburgh 12/29/96

MOST POINTS KICK-SCORING

CAREER:

- 34 Lou Michaels, 1964-69
 26 Jim O'Brien, 1970-72
 21 Cary Blanchard, 1995-97

GAME:

- Colts: 10 Lou Michaels at Cleveland
 12/29/68
 Cary Blanchard at Pittsburgh
 1/14/96
 9 Jim O'Brien vs. Oakland 1/3/71
 8 Lou Michaels vs. Philadelphia
 1/8/67#
 Jim O'Brien at Cleveland 12/26/71
 Opp: 10 Pat Summerall vs. New York Giants
 12/27/59
 Jim Turner vs. New York Jets
 1/12/69*
 Norm Johnson at Pittsburgh 12/29/96
 9 Lou Groza at Cleveland 12/27/64
 Roy Gerela vs. Pittsburgh 12/19/76

MOST FIELD GOALS

CAREER:

- 6 Lou Michaels, 1964-69
 Jim O'Brien, 1970-72
 4 Cary Blanchard, 1995-97
 2 Toni Linhart, 1974-79
 Steve Myhra, 1957-61

GAME:

- Colts: 3 Cary Blanchard at Pittsburgh
 1/14/96
 2 Lou Michaels vs. Philadelphia
 1/8/67#
 Lou Michaels at Cleveland
 12/29/68
 Jim O'Brien vs. Oakland 1/3/71
 Jim O'Brien at Cleveland 12/26/71
 Opp: 3 Pat Summerall vs. New York Giants
 12/27/59
 Jim Turner vs. New York Jets
 1/12/69*
 2 (7 times) Last: Norm Johnson at
 Pittsburgh 12/29/96

MOST FIELD GOAL ATTEMPTS

CAREER:

- 14 Jim O'Brien, 1970-72
 11 Lou Michaels, 1964-69
 7 Cary Blanchard, 1995-97

GAME:

- Colts: 4 Jim O'Brien vs. Oakland
 1/3/71 (2-4)
 Cary Blanchard at Pittsburgh
 1/14/96 (3-4)
 3 Jim O'Brien vs. Cincinnati
 12/26/70 (1-3)
 Jim O'Brien at Miami 1/2/72 (0-3)
 Cary Blanchard at Kansas City
 1/7/96 (1-3)
 Opp: 3 Pat Summerall vs. New York Giants
 12/27/59 (3-3)
 Don Chandler at Green Bay
 12/26/65 (2-3)
 Jim Turner vs. New York Jets
 1/12/69 (3-3)*
 Don Cockroft at Cleveland
 12/26/71 (1-3)
 Lin Elliott at Kansas City
 1/7/96 (0-3)
 Norm Johnson at Pittsburgh
 1/14/96 (2-3)

LONGEST FIELD GOAL

- Colts: 44 Jim O'Brien vs. Cincinnati
 12/26/70
 42 Jim O'Brien at Cleveland 12/26/71
 37 Cary Blanchard at Pittsburgh
 1/14/96
 Opp: 54 John Carney at San Diego
 12/31/95
 50 Norm Johnson at Pittsburgh 12/29/96
 48 George Blanda vs. Oakland 1/3/71

MOST PATS

CAREER:

- 16 Lou Michaels, 1964-69
 9 Jim O'Brien, 1970-72
 Cary Blanchard, 1995-97
 7 Toni Linhart, 1974-79

GAME:

- Colts: 5 Lou Michaels vs. Dallas 1/9/66#
 Cary Blanchard at San Diego
 12/31/95
 4 Steve Myhra vs. New York Giants
 12/27/59
 Lou Michaels at Cleveland
 12/29/68
 Toni Linhart vs. Oakland 12/24/77
 Opp: 5 Matt Bahr at Cleveland 1/9/88
 4 Roy Gerela at Pittsburgh 12/27/75
 Roy Gerela vs. Pittsburgh 12/19/76
 Erroll Mann vs. Oakland 12/24/77
 Norm Johnson at Pittsburgh 12/29/96

MOST POINT AFTER ATTEMPTS

CAREER:

- 16 Lou Michaels, 1964-69
 9 Jim O'Brien, 1970-72
 Cary Blanchard, 1995-97
 7 Toni Linhart, 1974-79

GAME:

- Colts: 5 Lou Michaels vs. Dallas 1/9/66#
 Cary Blanchard at San Diego
 12/31/95
 4 Steve Myhra vs. New York Giants
 12/27/59
 Lou Michaels at Cleveland
 12/29/68
 Toni Linhart vs. Oakland 12/24/77
 Opp: 5 Matt Bahr at Cleveland 1/9/88
 4 Roy Gerela at Pittsburgh 12/27/75
 Roy Gerela vs. Pittsburgh 12/19/76
 Erroll Mann vs. Oakland 12/24/77
 Norm Johnson at Pittsburgh 12/29/96

RUSHING

MOST ATTEMPTS

CAREER:

- 99 Tom Matte, 1961-72
 85 Jerry Hill, 1961, 63-70
 70 Norm Bulaich, 1970-72

GAME:

- Colts: 26 Lydell Mitchell at Pittsburgh
 12/27/75 (26-63)
 25 Norm Bulaich vs. Cincinnati
 12/26/70 (25-116)
 23 Don Nottingham at Cleveland
 12/26/71 (23-92)
 Lydell Mitchell vs. Oakland
 12/24/77 (23-67)
 Opp: 30 Matt Snell vs. New York Jets
 1/12/69* (30-121)

MOST ATTEMPTS

GAME: (Continued)

- 27 Jim Brown at Cleveland 12/27/64 (27-114)
- Franco Harris at Pittsburgh 12/27/75 (27-153)

MOST YARDS (100-YARD GAMES)

CAREER:

- 397 Tom Matte, 1961-72
- 321 Jerry Hill, 1961, 63-70
- 215 Norm Bulaich, 1970-72

GAME:

- Colts: 147 Zack Crockett at San Diego 12/31/95 (13-147)
- 116 Tom Matte vs. New York Jets 1/12/69* (11-116)
- 116 Norm Bulaich vs. Cincinnati 12/26/70 (25-116)
- Opp: 153 Franco Harris at Pittsburgh 12/27/75 (27-153)
- 132 Franco Harris vs. Pittsburgh 12/19/76 (18-132)
- 122 Earnest Byner at Cleveland 1/9/88 (23-122)
- 121 Matt Snell vs. New York Jets 1/12/69* (30-121)
- 114 Jim Brown at Cleveland 12/27/64 (27-114)
- 102 Jerome Bettis at Pittsburgh 12/29/96

HIGHEST AVERAGE

CAREER:

- 8.1 Zack Crockett, 1995-97
- 4.2 Alan Ameche, 1955-60
- 4.1 John Unitas, 1956-72
- 4.0 Tom Matte, 1961-72

GAME:

- Colts: 11.3 Zack Crockett at San Diego 12/31/95
- 10.6 Tom Matte vs. New York Jets 1/12/69*
- 5.5 Jerry Hill at Cleveland 12/29/68
- Opp: 7.3 Franco Harris vs. Pittsburgh 12/19/76
- 5.7 Franco Harris at Pittsburgh 12/27/75
- 5.6 Frank Gifford vs. New York Giants 12/27/59

MOST RUSHING TOUCHDOWNS

CAREER:

- 4 Tom Matte, 1961-72
- 3 Jerry Hill, 1961, 63-70
- 2 Alan Ameche, 1955-60
- Norm Bulaich, 1970-72
- Zack Crockett, 1995-97
- Ron Lee, 1976-78
- Don Nottingham, 1971-73

GAME:

- Colts: 3 Tom Matte at Cleveland 12/29/68
- 2 Alan Ameche at New York Giants 12/28/58
- Jerry Hill vs. Dallas 1/9/66#
- Norm Bulaich vs. Oakland 1/3/71
- Don Nottingham at Cleveland 12/26/71
- Ron Lee vs. Oakland 12/24/77
- Zack Crockett at San Diego 12/31/95
- Opp: 2 Reggie Harrison vs. Pittsburgh 12/19/76
- Jerome Bettis at Pittsburgh 12/29/96
- Kordell Stewart at Pittsburgh 12/29/96
- 1 [12 times] Last: Bam Morris at Pittsburgh 1/14/96

LONGEST RUSH

- Colts: 661 Zack Crockett at San Diego 12/31/95
- 58 Tom Matte vs. New York Jets 1/12/69*
- 351 Jerry Hill vs. Dallas 1/9/66#
- 331 Zack Crockett at San Diego 12/31/95
- Opp: 50 Franco Harris vs. Pittsburgh 12/19/76
- 46 Jim Brown at Cleveland 12/27/64
- 38 Frank Gifford at New York Giants 12/28/58

LONGEST RUSHING TOUCHDOWN

- Colts: 66 Zack Crockett at San Diego 12/31/95
- 33 Zack Crockett at San Diego 12/31/95
- 13 Ron Lee vs. Oakland 12/24/77
- 12 Tom Matte at Cleveland 12/27/68
- Opp: 31 Jon Witman at Pittsburgh 12/29/96
- 30 Clarence Davis vs. Oakland 12/24/77
- 10 Reggie Harrison vs. Pittsburgh 12/19/76

PASSING

MOST ATTEMPTS

CAREER:

- 259 John Unitas, 1956-72
- 119 Jim Harbaugh, 1994-97
- 79 Earl Morrall, 1968-71

GAME:

- Colts: 40 John Unitas at New York Giants 12/28/58 (26-40-349-1-1)
- 36 John Unitas at Miami 1/2/72 (20-36-224-0-3)
- 33 John Unitas vs. Philadelphia 1/8/67# (19-33-193-1-1)
- Jack Trudeau at Cleveland 1/9/88 (21-33-251-2-1)
- Jim Harbaugh at Pittsburgh 1/14/96 (21-33-267-1-0)
- Opp: 47 Stan Humphries at San Diego 12/31/95 (23-47-292-2-4)
- 44 Joe Kapp vs. Minnesota 12/22/68 (26-44-287-2-2)
- 41 Neil O'Donnell at Pittsburgh 1/14/96 (25-41-205-1-1)
- 40 Kenny Stabler vs. Oakland 12/24/77 (21-40-345-3-2)

MOST COMPLETIONS

CAREER:

- 139 John Unitas, 1956-72
- 61 Jim Harbaugh, 1994-97
- 37 Earl Morrall, 1968-71

GAME:

- Colts: 26 John Unitas at New York Giants 12/28/58 (26-40-349-1-1)
- 21 Jack Trudeau at Cleveland 1/9/88 (21-33-251-2-1)
- Jim Harbaugh at Pittsburgh 1/14/96 (21-33-267-1-0)
- 20 John Unitas at Miami 1/2/72 (20-36-224-0-3)
- Opp: 26 Joe Kapp vs. Minnesota 12/22/68 (26-44-287-2-2)
- 25 Neil O'Donnell at Pittsburgh 1/14/96 (25-41-205-1-1)
- 23 Stan Humphries at San Diego 12/31/95 (23-47-292-2-4)
- 22 Zeke Bratkowski at Green Bay 12/26/65 (22-39-248-0-2)
- 21 Kenny Stabler vs. Oakland 12/24/77 (21-40-345-2-2)

MOST YARDS

CAREER:

- 1856 John Unitas, 1956-72
- 688 Jim Harbaugh, 1994-97
- 667 Earl Morrall, 1968-71

GAME:

- Colts: 349 John Unitas at New York Giants 12/28/58 (26-40-349-1-1)
- 280 Earl Morrall vs. Minnesota 12/22/68 (13-22-280-2-1)
- 267 Jim Harbaugh at Pittsburgh 1/14/96 (21-33-267-1-0)
- Opp: 345 Kenny Stabler vs. Oakland 12/24/77 (21-40-345-3-2)
- 292 Stan Humphries at San Diego 12/31/95 (23-47-292-2-4)
- 287 Joe Kapp vs. Minnesota 12/22/68 (26-44-287-2-2)

HIGHEST COMPLETION PERCENTAGE (Min. 50 Att/Career, 15 Att/Game)

CAREER:

- 53.7 John Unitas, 1956-72
- 51.3 Jim Harbaugh, 1994-97
- 46.8 Earl Morrall, 1968-71
- Bert Jones, 1973-81

GAME:

- Colts: 65.0 John Unitas at New York Giants 12/28/58 (26-40-349-1-1)
- 63.6 Jack Trudeau at Cleveland 1/9/88 (21-33-251-2-1)
- Jim Harbaugh at Pittsburgh 1/14/96 (21-33-267-1-0)
- 62.1 John Unitas vs. New York Giants 12/27/59 (18-29-264-2-0)
- Opp: 77.8 Terry Bradshaw vs. Pittsburgh 12/19/76 (14-18-264-3-1)
- 64.5 Bernie Kosar at Cleveland 1/9/88 (20-31-229-3-1)
- 61.9 Mike Tomczak at Pittsburgh 12/29/96 (13-21-176-0-2)
- 61.0 Neil O'Donnell at Pittsburgh 1/14/96 (25-41-205-1-1)
- 60.7 Joe Namath vs. New York Jets 1/12/69 (17-28-206-0-0)

MOST TOUCHDOWN PASSES

CAREER:

- 8 John Unitas, 1956-72
- 5 Jim Harbaugh, 1994-97
- 2 Tom Matte, 1961-72
- Earl Morrall, 1968-71
- Jack Trudeau, 1986-93

GAME:

- Colts: 2 John Unitas vs. New York Giants 12/27/59 (18-29-264-2-0)
- Tom Matte vs. Dallas 1/9/66# (7-17-165-2-0)
- Earl Morrall vs. Minnesota 12/22/68 (13-22-280-2-1)
- John Unitas vs. Cincinnati 12/26/70 (6-17-145-2-0)
- Jack Trudeau at Cleveland 1/9/88 (21-33-251-2-1)
- Jim Harbaugh at San Diego 12/31/95 (16-27-175-2-1)
- Opp: 3 Frank Ryan at Cleveland 12/27/64 (11-18-206-3-1)
- Terry Bradshaw vs. Pittsburgh 12/19/76 (14-18-264-3-0)
- Kenny Stabler vs. Oakland 12/24/77 (21-40-345-3-2)
- Bernie Kosar at Cleveland 1/9/88 (20-31-229-3-1)
- 2 Joe Kapp vs. Minnesota 12/22/68 (26-44-287-2-2)
- George Blanda vs. Oakland 1/3/71 (17-32-271-2-3)
- Stan Humphries at San Diego 12/31/95 (23-47-292-2-4)

MOST PASSES HAD INTERCEPTED

- CAREER:**
 11 John Unitas, 1956-72
 6 Earl Morrall, 1968-71
 3 Jim Harbaugh, 1994-97
 2 Marty Domres, 1972-75
 Bert Jones, 1973-81

- GAME:**
 Colts: 3 Earl Morrall vs. New York Jets 1/12/69* (6-17-71-0-3)
 John Unitas at Miami 1/2/72 (20-36-224-0-3)

- 2 [4 times] Last: Bert Jones vs. Pittsburgh 12/19/76 (11-25-144-1-2)
 Opp: 4 Stan Humphries at San Diego 12/31/95 (23-47-292-2-4)
 3 George Blanda vs. Oakland 1/3/71 (17-32-21-2-3)
 Craig Morton vs. Dallas 1/17/71* (12-26-127-1-3)
 Bill Nelsen at Cleveland 12/26/71 (9-21-104-0-3)
 Steve Bono at Kansas City 1/7/96 (11-25-122-1-3)

LONGEST PASS PLAY

- Colts: 75: John Unitas to John Mackey vs. Dallas 1/17/71*
 68: John Unitas to Ray Perkins vs. Oakland 1/3/71
 60 John Unitas to Lenny Moore at New York Giants 12/28/58
 Opp: 76: Terry Bradshaw to Frank Lewis vs. Pittsburgh 12/19/76
 75: Bob Griese to Paul Warfield at Miami 1/2/72
 62 Charlie Conerly to Kyle Rote at New York Giants 12/28/58

RECEIVING

MOST RECEPTIONS

- CAREER:**
 27 Raymond Berry, 1955-67
 22 John Mackey, 1963-71
 18 Eddie Hinton, 1969-72

- GAME:**
 Colts: 12 Raymond Berry at New York Giants 12/28/58 (12-178, 1 TD)
 7 Eric Dickerson at Cleveland 1/9/88 (7-65, 1 TD)
 Sean Dawkins at Pittsburgh 1/14/96 (7-96)
 Lamont Warren at Pittsburgh 1/14/96 (7-37)
 6 [4 times] Last: Eddie Hinton at Miami 1/2/72 (6-98)
 Opp: 10 Ronnie Harmon at San Diego 12/31/95 (10-133)
 9 Bob Schnelker vs. New York Giants 12/27/59 (9-175, 1 TD)
 8 Donny Anderson at Green Bay 12/26/65 (8-78)
 Bill Brown vs. Minnesota 12/22/68 (8-82, 1 TD)
 George Sauer vs. New York Jets 1/12/69* (8-133)

MOST YARDS RECEIVING (100-YARD GAMES)

- CAREER:**
 380 Eddie Hinton, 1969-72
 375 John Mackey, 1963-71
 374 Raymond Berry, 1955-67

GAME:

- Colts: 178 Raymond Berry at New York Giants 12/28/58 (12-178, 1 TD)
 148 Willie Richardson vs. Minnesota 12/22/68 (6-148)
 126 Lenny Moore vs. New York Giants 12/27/59 (3-126, 1 TD)
 115 Eddie Hinton vs. Oakland 1/3/71 (5-115)
 101 Lenny Moore at New York Giants 12/28/58 (6-101)
 Opp: 175 Bob Schnelker vs. New York Giants 12/27/59 (9-175, 1 TD)
 133 George Sauer vs. New York Jets 1/12/69* (8-133)
 Ronnie Harmon at San Diego 12/31/95 (10-133)
 130 Gary Collins at Cleveland 12/27/64 (5-130, 3 TD)
 125 Paul Warfield at Miami 1/2/72 (2-125, 1 TD)
 113 Cliff Branch vs. Oakland 12/24/77 (6-113)
 109 Charles Johnson at Pittsburgh 12/29/96
 108 Warren Wells vs. Oakland 1/3/71 (5-108, 1 TD)
 103 Frank Lewis vs. Pittsburgh 12/19/76 (2-103, 1 TD)

HIGHEST AVERAGE (Min. 10 Rec., 2 Rec/Game)

- CAREER:**
 21.1 Eddie Hinton, 1969-72
 18.9 Lenny Moore, 1956-67
 18.1 Willie Richardson, 1963-69, 71

GAME:

- Colts: 42.0 Lenny Moore vs. New York Giants 12/27/59 (3-126, 1 TD)
 40.0 Ray Perkins vs. Oakland 1/3/71 (2-80, 1 TD)
 John Mackey vs. Dallas 1/17/71* (2-80, 1 TD)
 Opp: 62.5 Paul Warfield at Miami 1/2/72 (2-125, 1 TD)
 51.5 Frank Lewis vs. Pittsburgh 12/19/76 (2-103, 1 TD)
 38.0 Kyle Rote at New York Giants 12/28/58 (2-76)

MOST TOUCHDOWN RECEPTIONS

- CAREER:**
 2 Raymond Berry, 1955-67
 John Mackey, 1963-71
 Jimmy Orr, 1961-70
 Floyd Turner, 1994-95

GAME:

- Colts: 2 Jimmy Orr vs. Dallas 1/9/66#
 1 [19 times] Last: Aaron Bailey at Pittsburgh 12/29/96
 Opp: 3 Gary Collins at Cleveland 12/27/64 (5-130, 3 TD)
 Dave Casper vs. Oakland 12/24/77 (4-70, 3 TD)
 2 Lynn Swann vs. Pittsburgh 12/19/76

LONGEST RECEPTION

- Colts: 75: John Mackey from John Unitas vs. Dallas 1/17/71*
 68: Ray Perkins from John Unitas vs. Oakland 1/3/71
 60 Lenny Moore from John Unitas at New York Giants 12/28/58
 59: Lenny Moore from John Unitas vs. New York Giants 12/27/59
 Opp: 76: Frank Lewis from Terry Bradshaw vs. Pittsburgh 12/19/76
 75: Paul Warfield from Bob Griese at Miami 1/2/72

LONGEST RECEPTION (Continued)

- 62 Kyle Rote from Charlie Conerly at New York Giants 12/28/58
 51: Gary Collins from Frank Ryan at Cleveland 12/27/64

YARDS FROM SCRIMMAGE

MOST ATTEMPTS

- CAREER:**
 109 Tom Matte, 1961-72
 94 Jerry Hill, 1961, 63-70
 77 Iyde Mitchell, 1972-77

GAME:

- Colts: 30 Iyde Mitchell at Pittsburgh 12/27/75 (26 rush/4 rec)
 26 Iyde Mitchell vs. Oakland 12/24/77 (23 rush/3 rec)
 25 Norm Bulach vs. Cincinnati 12/26/70 (25 rush)
 Opp: 34 Matt Snell vs. New York Jets 1/12/69* (30 rush/4 rec)
 30 Jim Brown at Cleveland 12/27/64 (27 rush/3 rec)
 27 Franco Harris at Pittsburgh 12/27/75 (27 rush)
 Earnest Byner at Cleveland 1/9/88 (23 rush/4 rec)

MOST YARDS

- CAREER:**
 486 Tom Matte, 1961-72
 435 Jerry Hill, 1961, 63-70
 410 Lenny Moore, 1956-67

GAME:

- Colts: 178 Raymond Berry at New York Giants 12/28/58 (178 rec)
 157 Zack Crockett at San Diego 12/31/95 (147 rush/10 rec)
 148 Willie Richardson vs. Minnesota 12/22/68 (148 rec)
 Opp: 175 Bob Schnelker vs. New York Giants 12/27/59 (175 rec)
 161 Matt Snell vs. New York Jets 1/12/69* (121 rush/40 rec)
 158 Earnest Byner at Cleveland 1/9/88 (122 rush/36 rec)

HIGHEST AVERAGE (Min. 10 Att/Game, 50 Att/Career)

- CAREER:**
 6.7 Lenny Moore, 1956-67
 4.6 Jerry Hill, 1961, 63-70
 4.5 Tom Matte, 1961-72

GAME:

- Colts: 14.8 Raymond Berry at New York Giants 12/28/58
 11.2 Tom Matte vs. New York Jets 1/12/69*
 10.5 Zack Crockett at San Diego 12/31/95
 Opp: 12.0 Ronnie Harmon at San Diego 12/31/95
 7.4 Franco Harris vs. Pittsburgh 12/19/76
 6.2 Bill Brown vs. Minnesota 12/22/68

PUNTING

MOST PUNTS

- CAREER:**
 65 David Lee, 1966-78
 23 Chris Gardocki, 1995-97
 18 Tom Gilburg, 1961-65

GAME:

- Colts: 12 David Lee vs. Oakland 12/24/77
 9 David Lee at Pittsburgh 12/27/75

MOST PUNTS

GAME: (Continued)

- 8 Tom Gilburg at Green Bay 12/26/65
- Chris Gardocki at Pittsburgh 12/29/96
- Opp: 9 Ron Widby vs. Dallas 1/17/71*
- 8 Dave Lewis vs. Cincinnati 12/26/70
- Roy Guy vs. Oakland 12/24/77

MOST PUNT YARDS

CAREER:

- 2575 David Lee, 1966-78
- 945 Chris Gardocki, 1995-97
- 717 Tom Gilburg, 1961-65

GAME:

- Colts: 438 David Lee vs. Oakland 12/24/77
- 361 David Lee at Pittsburgh 12/27/75
- 339 Chris Gardocki at Pittsburgh 12/29/96
- Opp: 377 Ron Widby vs. Dallas 1/17/71*
- 374 Roy Guy vs. Oakland 12/24/77
- 313 Dave Lewis vs. Cincinnati 12/26/70

HIGHEST PUNTING AVERAGE

(Min. 2/Career, 3 Att/Game)

CAREER:

- 41.4 Chris Gardocki, 1995-97
- 39.8 Tom Gilburg, 1961-65
- 39.6 David Lee, 1966-78

GAME:

- Colts: 50.8 Raymond Brown at New York Giants 12/28/58 (4-203)
- 50.0 Chris Gardocki at Pittsburgh 1/14/96 (4-200)
- 45.3 David Lee vs. Oakland 1/3/71 (6-272)
- David Lee at Miami 1/2/72 (3-136)
- Opp: 47.9 Don Chandler vs. New York Giants 12/27/59 (6-287)
- 46.8 Roy Guy vs. Oakland 12/24/77 (8-374)
- 45.6 Don Chandler at New York Giants 12/28/58 (6-274)

MOST TOUCHBACKS

CAREER:

- 7 David Lee, 1966-78

GAME:

- Colts: 2 David Lee at Pittsburgh 12/27/75
- 1 (7 times) Last: Chris Gardocki at Pittsburgh 1/14/96
- Opp: 3 Roy Guy vs. Oakland 12/24/77
- 1 (6 times) Last: Rohn Stark at Pittsburgh 1/14/96

MOST PUNTS BLOCKED

CAREER:

- 1 David Lee, 1966-78

GAME:

- Colts: 1 David Lee vs. Oakland 12/24/77
- Opp: None

LONGEST PUNT

GAME:

- Colts: 58 Rohn Stark at Cleveland 1/9/88
- 57 Raymond Brown at New York Giants 12/28/58
- 56 David Lee vs. Oakland 1/3/71
- David Lee vs. Dallas 1/17/71*
- Opp: 65 Darren Bennett at San Diego 12/31/95
- 59 Josh Miller at Pittsburgh 12/29/96
- 58 Gary Collins at Cleveland 12/27/64
- 56 Ron Widby vs. Dallas 1/17/71*

PUNT RETURNS

MOST RETURNS

CAREER:

- 13 Ron Gardin, 1970-71
- 12 Rick Volk, 1967-75
- 11 Alvin Haymond, 1964-67

GAME:

- Colts: 7 Ron Gardin vs. Cincinnati 12/26/70
- 5 Rick Volk at Miami 1/2/72
- Jahine Arnold at Pittsburgh 12/29/96
- 4 (6 times) Last: Rick Volk at Cleveland 12/26/71
- Opp: 5 Neil Colzie vs. Oakland 12/24/77
- 5 Jahine Arnold at Pittsburgh 12/29/96
- 4 Tamarick Vanover at Kansas City 1/7/96
- 3 (9 times) Last: Andre Hastings at Pittsburgh 1/14/96

MOST YARDS

CAREER:

- 71 Roy Buchanan, 1993-96
- 62 Alvin Haymond, 1964-67
- 58 Rick Volk, 1967-75

GAME:

- Colts: 52 Roy Buchanan at San Diego 12/31/95
- 34 Timmy Brown vs. New York Jets 1/12/69*
- 30 Howard Stevens at Pittsburgh 12/27/75
- Opp: 77 Jahine Arnold at Pittsburgh 12/29/96
- 71 Leroy Kelly at Cleveland 12/26/71
- 42 Neil Colzie vs. Oakland 12/24/77

HIGHEST AVERAGE

(Min. 4 Returns, 2/Game)

CAREER:

- 11.8 Roy Buchanan, 1993-96
- 5.6 Alvin Haymond, 1964-67
- 4.8 Rick Volk, 1967-75

GAME:

- Colts: 26.0 Roy Buchanan at San Diego 12/31/95 (2-52)
- 10.0 Howard Stevens at Pittsburgh 12/27/75 (3-30)
- 8.5 Timmy Brown vs. New York Jets 1/12/69* (4-34)
- Opp: 23.7 Leroy Kelly at Cleveland 12/26/71 (3-71)
- 17.7 Andre Hastings at Pittsburgh 1/14/96 (3-53)
- 15.4 Jahine Arnold at Pittsburgh 12/29/96

LONGEST RETURN

GAME:

- Colts: 46 Roy Buchanan at San Diego 12/31/95
- 21 Tim Brown vs. New York Jets 1/12/69*
- 18 Jerry Logan at Cleveland 12/27/64
- Howard Stevens at Pittsburgh 12/27/75
- Opp: 48 Leroy Kelly at Cleveland 12/26/71
- 33 Andre Hastings at Pittsburgh 1/14/96
- 31 Jahine Arnold at Pittsburgh 12/29/96

KICKOFF RETURNS

MOST RETURNS

CAREER:

- 8 Jim Duncan, 1969-71
- 7 Aaron Bailey, 1994-97
- 6 Albert Bentley, 1985-81
- 5 Alvin Haymond, 1964-67
- Bruce Laird, 1972-81

GAME:

- Colts: 6 Albert Bentley at Cleveland 1/9/88
- 4 Jim Duncan vs. Oakland 1/3/71
- Jim Duncan vs. Dallas 1/17/71*
- Bruce Laird at Pittsburgh 12/27/75
- Aaron Bailey at Pittsburgh 1/14/96
- Lamont Warren at Pittsburgh 12/29/96
- Opp: 6 Andre Coleman at San Diego 12/31/95
- 4 Ernie Mills at Pittsburgh 1/14/96
- 3 Timmy Brown vs. Philadelphia 1/8/67#
- Ben Davis at Cleveland 12/29/68
- Rexce Morrison at Cleveland 12/29/68
- Carl Garrett vs. Oakland 12/24/77

MOST YARDS

CAREER:

- 195 Jim Duncan, 1969-71
- 135 Aaron Bailey, 1994-97
- 134 Marshall Johnson, 1975-80
- 114 Albert Bentley, 1985-91

GAME:

- Colts: 134 Marshall Johnson vs. Oakland 12/24/77
- 114 Albert Bentley at Cleveland 1/9/88
- 105 Jim Duncan vs. Oakland 1/3/71
- Opp: 169 Carl Garrett vs. Oakland 12/24/77
- 133 Andre Coleman at San Diego 12/31/95
- 96 Ernie Mills at Pittsburgh 1/14/96

HIGHEST AVERAGE

(Min. 3/Career, 2/Game)

CAREER:

- 44.7 Marshall Johnson, 1975-80
- 27.8 Preston Pearson, 1967-68
- 27.7 Charlie Pittman, 1971

GAME:

- Colts: 44.7 Marshall Johnson vs. Oakland 12/24/77 (3-136, 1 TD)
- 29.5 Preston Pearson vs. New York Jets 1/12/69* (2-59)
- 29.0 Charlie Pittman at Miami 1/2/72 (2-58)
- 26.3 Jim Duncan vs. Oakland 1/3/71 (4-105)
- Opp: 33.8 Carl Garrett vs. Oakland 12/24/77 (5-169)
- 30.0 Phil King vs. New York Giants 12/27/59 (2-60)
- 27.7 Timmy Brown vs. Philadelphia 1/8/67# (3-83)

LONGEST RETURN

GAME:

- Colts: 871 Marshall Johnson vs. Oakland 12/24/77
- 38 Charlie Pittman at Miami 1/2/72
- Albert Bentley at Cleveland 1/9/88
- Opp: 60 Theo Bell vs. Pittsburgh 12/19/76
- 44 Carl Garrett vs. Oakland 12/24/77
- 36 Dave Brown at Pittsburgh 12/27/75

INTERCEPTIONS

MOST INTERCEPTIONS

- CAREER:**
 7 Jerry Logan, 1963-72
 5 Rick Volk, 1967-75
 3 Mike Curtis, 1965-75

GAME:

- Colts:** 2 Johnny Sample vs. New York Giants 12/27/59 (2-76)
 Rick Volk at Cleveland 12/26/71 (2-56)
 Lloyd Mumphord at Pittsburgh 12/27/75 (2-67)
 Bruce Laird vs. Oakland 12/24/77 (2-61)
 Jason Belser at San Diego 12/31/95 (2-68)
Opp: 2 Randy Beverly vs. New York Jets 1/12/69*
 Chuck Hawley vs. Dallas 1/17/71*

MOST RETURN YARDS

- CAREER:**
 112 Rick Volk, 1967-75
 80 Jerry Logan, 1963-72
 76 Johnny Sample, 1958-60

GAME:

- Colts:** 76 Johnny Sample vs. New York Giants 12/27/59 (2-76)
 68 Jason Belser at San Diego 12/31/95 (2-68)
 67 Lloyd Mumphord at Pittsburgh 12/27/75 (2-67)
Opp: 62 Dick Anderson at Miami 1/2/71
 48 Frank Minnifield at Cleveland 1/9/88
 26 Glen Edwards vs. Pittsburgh 12/19/76

HIGHEST AVERAGE

(Min. 3/Career, 2/Game)

- CAREER:**
 22.4 Rick Volk, 1967-75
 11.4 Jerry Logan, 1963-72
 4.3 Mike Curtis, 1965-75

GAME:

- Colts:** 38.0 Johnny Sample vs. New York Giants 12/27/59 (2-76)
 34.0 Jason Belser at San Diego 12/31/95 (2-68)
 33.5 Lloyd Mumphord at Pittsburgh 12/27/75 (2-67)
Opp: 11.0 Chuck Hawley vs. Dallas 1/17/71* (2-22)

LONGEST RETURN-TD RETURNS

GAME:

- Colts:** 611 Bruce Laird vs. Oakland 12/24/77
 591 Eugene Daniel at Pittsburgh 12/29/96
 58 Lloyd Mumphord at Pittsburgh 12/27/75
 421 Johnny Sample vs. New York Giants 12/27/59
Opp: 621 Dick Anderson at Miami 1/2/72
 481 Frank Minnifield at Cleveland 1/9/88
 26 Glen Edwards vs. Pittsburgh 12/19/76

FUMBLE RETURNS FOR TOUCHDOWNS

- Colts:** 25 Don Shinnick at Green Bay 12/26/65
 60 Mike Curtis vs. Minnesota 12/22/68
Opp: 93 Andy Russell at Pittsburgh 12/27/75

COLTS TEAM PLAYOFF RECORDS

(*Denotes Super Bowl, #Denotes Playoff Bowl)

SCORING

MOST POINTS

- Colts:** 35 vs. Dallas 1/9/66#
 at San Diego 12/31/95
 34 at Cleveland 12/29/68
 31 vs. New York Giants 12/27/59 vs. Oakland 12/24/77
Opp: 42 at Pittsburgh 12/29/96
 40 vs. Pittsburgh 12/19/76
 38 at Cleveland 1/9/88
 37 vs. Oakland 12/24/77
 28 at Pittsburgh 12/27/75

FEWEST POINTS

- Colts:** 0 at Cleveland 12/27/64 at Miami 1/2/72
 7 vs. New York Jets 1/12/69*
Opp: 0 at Cleveland 12/29/68 vs. Cincinnati 12/26/70
 3 vs. Dallas 1/9/66# at Cleveland 12/26/71

MOST POINTS BOTH TEAMS

- 68 vs. Oakland 12/24/77 (Raiders 37, Colts 31, 2 OT)
 59 at Cleveland 1/9/88 (Browns 38, Colts 21)
 56 at Pittsburgh 12/29/96 (Steelers 42, Colts 14)
 55 at San Diego 12/31/95 (Colts 35, Chargers 20)
 54 vs. Pittsburgh 12/19/76 (Steelers 40, Colts 14)

FEWEST POINTS BOTH TEAMS

- 17 vs. Cincinnati 12/26/70 (Colts 17, Bengals 0)
 at Kansas City 1/7/96 (Colts 10, Chiefs 7)
 21 at Miami 1/2/72 (Dolphins 21, Colts 0)
 23 at Green Bay 12/26/65 (Packers 13, Colts 10, OT)
 vs. New York Jets 1/12/69* (Jets 16, Colts 7)
 at Cleveland 12/26/71 (Colts 20, Browns 3)

MOST TOUCHDOWNS

- Colts:** 5 vs. Dallas 1/9/66# at San Diego 12/31/95
 4 vs. New York Giants 12/27/59 at Cleveland 12/29/68 vs. Oakland 12/24/77
 3 [4 times] Last: at Cleveland 1/9/88
Opp: 5 vs. Pittsburgh 12/19/76 vs. Oakland 12/24/77 at Cleveland 1/9/88 at Pittsburgh 12/29/96
 4 [2 times] Last: at Pittsburgh 12/27/75

MOST RUSHING TOUCHDOWNS

- Colts:** 4 at Cleveland 12/29/68
 3 vs. Dallas 1/9/66# at San Diego 12/31/95
 2 [4 times] Last: vs. Oakland 12/24/77
Opp: 5 at Pittsburgh 12/29/96
 3 at Pittsburgh 12/27/75
 2 [4 times] Last: vs. Oakland 12/24/77

MOST PASSING TOUCHDOWNS

- Colts:** 2 [6 times] Last: at San Diego 12/31/95
Opp: 3 at Cleveland 12/27/64 vs. Pittsburgh 12/19/76 vs. Oakland 12/24/77 at Cleveland 1/9/88

MOST DEFENSIVE TOUCHDOWNS

- Colts:** 1 vs. New York Giants 12/28/58 at Green Bay 12/26/65 vs. Minnesota 12/22/68 vs. Oakland 12/24/77 at Pittsburgh 12/29/96
Opp: 1 vs. Miami 1/2/72 vs. Pittsburgh 12/27/75 at Cleveland 1/9/88

MOST PATS/ATTEMPTS

- Colts:** 5/5 vs. Dallas 1/9/66# at San Diego 12/31/95
 4/4 vs. New York Giants 12/27/59 at Cleveland 12/29/68 vs. Oakland 12/24/77
Opp: 5/5 at Cleveland 1/9/88
 4/5 vs. Pittsburgh 12/19/76
 4/4 [4 times] Last: at Pittsburgh 12/29/96

MOST FIELD GOALS

- Colts:** 3 at Pittsburgh 1/14/96
 2 [4 times] Last: at Cleveland 12/26/71
 1 [9 times] Last: at Kansas City 1/7/96
Opp: 3 vs. New York Giants 12/27/59 vs. New York Jets 1/12/69*
 2 [7 times] Last: at Pittsburgh 12/29/96

MOST FIELD GOAL ATTEMPTS

- Colts:** 4 vs. Oakland 1/3/71 at Pittsburgh 1/14/96
 3 [4 times] Last: at Kansas City 1/7/96
Opp: 3 [6 times] Last: at Pittsburgh 1/14/96
 2 [8 times] Last: at Pittsburgh 12/29/96

FIRST DOWNS

MOST

- Colts:** 23 at New York Giants 12/28/58
 27 at Cleveland 1/9/88
 22 vs. Dallas 1/9/66# at Cleveland 12/29/68 vs. Oakland 12/24/77
Opp: 29 vs. Pittsburgh 12/19/76
 28 vs. Oakland 12/24/77
 27 at San Diego 12/31/95
 25 at Cleveland 1/9/88
 24 at Pittsburgh 12/29/96

FEWEST

- Colts:** 8 at Pittsburgh 12/29/96
 9 at Green Bay 12/26/65
 10 at Pittsburgh 12/19/76
 11 at Cleveland 12/27/64
 13 vs. New York Giants 12/27/59
Opp: 7 vs. Cincinnati 12/26/70
 10 at New York Giants 12/28/58 vs. Dallas 1/17/71*
 11 at Cleveland 12/26/71
 12 at Cleveland 12/29/68

MOST BOTH TEAMS

- 50 vs. Oakland 12/24/77 (Raiders 28, Colts 22)
 48 at Cleveland 1/9/88 (Browns 25, Colts 23)

MOST BOTH TEAMS (Continued)

- 47 at San Diego 12/31/95 (Chargers 27, Colts 20)
- 45 vs. Pittsburgh 12/19/76 (Steelers 29, Colts 16)
- 39 vs. New York Jets 1/12/69* (Jets 21, Colts 18)

FEWEST BOTH TEAMS

- 23 vs. Cincinnati 12/26/70 (Colts 16, Bengals 7)
- 24 vs. Dallas 1/17/71* (Colts 14, Cowboys 10)
- 26 at Pittsburgh 12/27/75 (Steelers 16, Colts 10)
- 27 at Cleveland 12/26/71 (Colts 16, Browns 11)
- 29 vs. New York Giants 12/27/59 (Giants 16, Colts 13)

MOST RUSHING

- Colts: 14 vs. Dallas 1/9/66#
- 13 at Cleveland 12/29/68
- 12 vs. Cincinnati 12/26/70
- 10 vs. Oakland 12/24/77
- at San Diego 12/31/95
- Opp: 16 at Pittsburgh 12/29/96
- 13 at Pittsburgh 12/27/75
- 12 vs. Pittsburgh 12/19/76
- 11 vs. Philadelphia 1/8/69*
- 10 vs. New York Jets 1/12/69* at Cleveland 1/9/88

FEWEST RUSHING

- Colts: 0 at Pittsburgh 12/29/96
- 2 vs. Minnesota 12/22/68
- 3 vs. New York Giants 12/27/59
- 4 [5 times] Last: at Pittsburgh 1/14/96
- Opp: 2 at Cleveland 12/29/68
- vs. Cincinnati 12/26/70
- 3 at New York Giants 12/28/58
- 4 [3 times] Last: vs. Dallas 1/17/71*

MOST PASSING

- Colts: 17 at New York Giants 12/28/58
- 16 at Cleveland 1/9/88
- 12 vs. Minnesota 12/22/68
- at Pittsburgh 1/14/96
- 11 vs. Oakland 1/3/71
- 10 [3 times] Last: at Miami 1/2/72
- Opp: 20 at San Diego 12/31/95
- 17 vs. Minnesota 12/22/68
- vs. Oakland 12/24/77
- 15 vs. Pittsburgh 12/19/76
- 13 at Cleveland 1/9/88

FEWEST PASSING

- Colts: 2 at Green Bay 12/26/64
- 4 at Cleveland 12/27/65
- vs. Cincinnati 12/26/70
- at Pittsburgh 12/27/75
- 6 vs. Dallas 1/17/71*
- Opp: 3 at Pittsburgh 12/27/75
- 4 vs. Philadelphia 1/8/67#
- at Miami 1/2/72
- 5 vs. Cincinnati 12/26/70
- vs. Dallas 1/17/71*
- at Cleveland 12/26/71

MOST BY PENALTY

- Colts: 4 vs. Philadelphia 1/8/67#
- vs. Dallas 1/17/71*
- vs. Pittsburgh 12/19/76
- vs. Oakland 12/24/77
- 3 at Cleveland 1/9/88
- Opp: 3 at Cleveland 12/27/64
- at Green Bay 12/26/65
- vs. Oakland 12/24/77
- at Pittsburgh 1/14/96
- 2 [4 times] Last: at Cleveland 1/9/88

NET YARDS

MOST NET YARDS

- Colts: 452 at New York Giants 12/28/58
- 363 vs. Oakland 1/3/71
- 353 at Cleveland 12/29/68
- 347 vs. Dallas 1/9/66#
- 333 at San Diego 12/31/95
- Opp: 526 vs. Pittsburgh 12/19/76
- 491 vs. Oakland 12/24/77
- 429 at San Diego 12/31/95
- 407 at Pittsburgh 12/29/96
- 404 at Cleveland 1/9/88

FEWEST NET YARDS

- Colts: 146 at Pittsburgh 12/29/96
- 154 at Pittsburgh 12/27/75
- 170 vs. Pittsburgh 12/19/76
- 175 at Green Bay 12/26/65
- 181 at Cleveland 12/27/64
- Opp: 139 vs. Cincinnati 12/26/70
- 165 at Cleveland 12/26/71
- 173 at Cleveland 12/29/68
- 194 vs. Philadelphia 1/8/67#
- 204 vs. Dallas 1/9/66#

RUSHING

MOST YARDS

- Colts: 187 vs. Oakland 12/24/77
- 184 at Cleveland 12/29/68
- 182 vs. Dallas 1/9/66#
- 178 at San Diego 12/31/95
- 170 vs. Cincinnati 12/26/70
- Opp: 231 at Pittsburgh 12/29/96
- 225 vs. Pittsburgh 12/19/76
- 211 at Pittsburgh 12/27/75
- 175 at Cleveland 1/9/88
- 167 vs. Oakland 12/24/77

FEWEST YARDS

- Colts: 41 at Pittsburgh 12/29/96
- 50 vs. Minnesota 12/22/68
- 63 at Cleveland 1/9/88
- 69 vs. Dallas 1/17/71*
- 71 vs. Pittsburgh 12/19/76
- Opp: 56 at Cleveland 12/29/68
- 63 vs. Cincinnati 12/26/70
- 69 at Cleveland 12/26/71
- 75 vs. Dallas 1/9/66#
- 80 at Pittsburgh 1/14/96

MOST ATTEMPTS

- Colts: 50 vs. Oakland 12/24/77
- 47 at Green Bay 12/26/65
- vs. Dallas 1/9/66#
- vs. Cincinnati 12/26/70
- 43 at Cleveland 12/26/71
- Opp: 51 at Pittsburgh 12/29/96
- 47 vs. Oakland 12/24/77
- 43 vs. New York Jets 1/12/69*
- at Pittsburgh 12/27/75
- 41 at Cleveland 12/24/64
- 40 vs. Pittsburgh 12/19/76

FEWEST ATTEMPTS

- Colts: 15 at Cleveland 12/29/96
- 21 at Cleveland 1/9/88
- 23 vs. New York Jets 1/12/69*
- vs. Pittsburgh 12/19/76
- at Pittsburgh 1/14/96
- 25 vs. New York Giants 12/27/59
- at Cleveland 12/26/64
- Opp: 22 at Cleveland 12/29/68
- vs. Cincinnati 12/26/70
- vs. Oakland 1/3/71
- 24 at Cleveland 12/26/71
- at Pittsburgh 1/14/96

MOST ATTEMPTS BOTH TEAMS

- 97 vs. Oakland 12/24/77 (Colts 50, Raiders 47)
- 86 at Green Bay 12/26/65 (Colts 47, Packers 39)
- 84 at Pittsburgh 12/27/75 (Steelers 43, Colts 41)
- 75 vs. Dallas 1/9/66# (Colts 47, Cowboys 28)
- 70 at New York Giants 12/28/58 (Colts 39, Giants 31)

FEWEST ATTEMPTS BOTH TEAMS

- 47 at Pittsburgh 1/14/96 (Steelers 24, Colts 23)
- 50 vs. New York Giants 12/27/59 (Colts 25, Giants 25)
- 55 vs. Minnesota 12/22/68 (Vikings 28, Colts 27)
- at Cleveland 1/9/88 (Browns 34, Colts 21)
- 60 vs. Oakland 1/3/71 (Colts 38, Raiders 22)
- 61 at Cleveland 12/29/68 (Colts 39, Browns 22)
- at San Diego 12/31/95 (Chargers 32, Colts 29)

TOTAL PLAYS

MOST PLAYS

- Colts: 83 at New York Giants 12/28/58
- 82 vs. Oakland 12/24/77
- 71 vs. Oakland 1/3/71
- 68 at Miami 1/2/72
- at Pittsburgh 12/27/75
- at Kansas City 1/7/96
- Opp: 89 vs. Oakland 12/24/77
- 81 at Green Bay 12/26/65
- 80 at San Diego 12/31/95
- 75 vs. Minnesota 12/22/68
- 74 vs. New York Jets 1/12/69*

FEWEST PLAYS

- Colts: 47 at Cleveland 12/27/64
- 52 at Pittsburgh 12/29/96
- 53 vs. Minnesota 12/22/68
- vs. Pittsburgh 12/19/76
- Opp: 56 vs. Dallas 1/17/71*
- 45 at Miami 1/2/72
- 46 vs. Cincinnati 12/26/70
- 52 at New York Giants 12/28/58
- 56 at Cleveland 12/26/71
- 58 at Cleveland 12/29/68

MOST PLAYS BOTH TEAMS

- 171 vs. Oakland 12/24/77 (Raiders 89, Colts 82)
- 141 at Green Bay 12/26/65 (Packers 81, Colts 60)
- 138 vs. New York Jets 1/12/69* (Jets 74, Colts 64)
- at San Diego 12/31/95 (Chargers 80, Colts 58)
- 135 at New York Giants 12/28/58 (Colts 83, Giants 52)

FEWEST PLAYS BOTH TEAMS

- 107 at Cleveland 12/27/64 (Browns 60, Colts 47)
- 112 vs. Cincinnati 12/26/70 (Colts 66, Bengals 46)
- 113 at Miami 1/2/72 (Colts 68, Dolphins 45)
- 115 vs. Dallas 1/17/71* (Cowboys 59, Colts 56)
- 118 vs. Pittsburgh 12/19/76 (Steelers 65, Colts 53)

PASSING

MOST YARDS

- Colts: 349 at New York Giants 12/28/58
 280 vs. Minnesota 12/22/68
 267 at Pittsburgh 1/14/96
 266 at Cleveland 1/9/88
 264 vs. New York Giants 12/27/59
 Opp: 345 vs. Oakland 12/24/77
 308 vs. Pittsburgh 12/19/76
 287 vs. Minnesota 12/22/68
 284 at San Diego 12/31/95
 277 vs. Oakland 1/3/71

FEWEST YARDS

- Colts: 40 at Green Bay 12/26/65
 95 at Cleveland 12/27/64
 100 at Pittsburgh 12/27/75
 112 at Kansas City 1/7/96
 140 at Pittsburgh 12/29/96
 Opp: 87 vs. Philadelphia 1/8/67#
 93 vs. Cincinnati 12/26/70
 103 at Pittsburgh 12/27/75
 127 vs. Dallas 1/17/71*
 131 at Cleveland 12/26/71

MOST YARDS BOTH TEAMS

- 567 vs. Minnesota 12/22/68 (Vikings 287, Colts 280)
 549 at New York Giants 12/28/58 (Colts 349, Giants 200)
 522 vs. Oakland 1/3/71 (Raiders 277, Colts 245)
 514 vs. New York Giants 12/27/59 (Colts 264, Giants 250)
 509 vs. Oakland 12/24/77 (Raiders 345, Colts 164)

FEWEST YARDS BOTH TEAMS

- 203 at Pittsburgh 12/27/75 (Steelers 103, Colts 100)
 238 vs. Cincinnati 12/26/70 (Colts 145, Bengals 93)
 264 at Kansas City 1/7/96 (Chiefs 152, Colts 112)
 274 at Cleveland 12/26/71 (Colts 143, Browns 131)
 280 vs. Philadelphia 1/8/67# (Colts 193, Eagles 87)

MOST ATTEMPTS

- Colts: 41 vs. New York Jets 1/12/69*
 40 at New York Giants 12/28/58
 39 at Cleveland 1/9/88
 36 at Miami 1/2/72
 34 at Pittsburgh 1/14/96
 Opp: 47 at San Diego 12/31/95
 44 vs. Minnesota 12/22/68
 41 at Green Bay 12/26/65
 at Pittsburgh 1/14/96
 40 vs. Oakland 12/24/77

FEWEST ATTEMPTS

- Colts: 12 at Green Bay 12/26/65
 17 vs. Cincinnati 12/26/70
 18 vs. Dallas 1/9/66#
 20 at Cleveland 12/27/64
 21 at Cleveland 12/26/71
 Opp: 8 at Miami 1/2/72
 13 at Pittsburgh 12/27/75
 18 at New York Giants 12/28/58
 at Cleveland 12/27/64
 21 vs. Oakland 1/3/71

MOST ATTEMPTS BOTH TEAMS

- 75 at Pittsburgh 1/14/96 (Steelers 41, Colts 34)
 74 at San Diego 12/31/95 (Chargers 47, Colts 27)
 70 vs. New York Jets 1/12/69* (Colts 41, Jets 29)

MOST ATTEMPTS BOTH TEAMS (Continued)

- at Cleveland 1/9/88 (Colts 39, Browns 31)
 67 vs. New York Giants 12/27/59 (Giants 38, Colts 29)
 66 (3 times) Last: vs. Oakland 12/24/77 (Raiders 40, Colts 26)

FEWEST ATTEMPTS BOTH TEAMS

- 35 at Pittsburgh 12/27/75 (Colts 22, Steelers 13)
 38 at Cleveland 12/27/64 (Colts 20, Browns 18)
 vs. Cincinnati 12/26/70 (Bengals 21, Colts 17)
 44 at Miami 1/2/72 (Colts 36, Dolphins 8)
 48 (2 times) Last: at Cleveland 12/26/71 (Browns 27, Colts 21)

MOST COMPLETIONS

- Colts: 26 at New York Giants 12/28/58
 22 at Cleveland 1/9/88
 21 at Pittsburgh 1/14/96
 20 at Miami 1/2/72
 19 vs. Philadelphia 1/8/67#
 Opp: 26 vs. Minnesota 12/22/68
 25 at Pittsburgh 1/14/96
 23 at Green Bay 12/26/65
 at San Diego 12/31/95
 21 vs. Oakland 12/24/77
 20 at Cleveland 1/9/88

FEWEST COMPLETIONS

- Colts: 5 at Green Bay 12/26/65
 6 vs. Cincinnati 12/26/70
 7 vs. Dallas 1/9/66#
 8 at Pittsburgh 12/27/75
 11 (4 times) Last: vs. Pittsburgh 12/19/76
 Opp: 4 at Miami 1/2/72
 8 vs. Cincinnati 12/26/70
 at Pittsburgh 12/27/75
 11 at Cleveland 12/27/64
 vs. Philadelphia 1/8/67#

MOST COMPLETIONS BOTH TEAMS

- 46 at Pittsburgh 1/14/96 (Steelers 25, Colts 21)
 42 at Cleveland 1/9/88 (Colts 22, Browns 20)
 39 vs. Minnesota 12/22/68 (Vikings 26, Colts 13)
 at San Diego 12/31/95 (Chargers 23, Colts 16)
 38 at New York Giants 12/28/58 (Colts 26, Giants 12)
 35 vs. New York Giants 12/27/59 (Colts 18, Giants 17)

FEWEST COMPLETIONS BOTH TEAMS

- 14 vs. Cincinnati 12/26/70 (Bengals 8, Colts 6)
 16 at Pittsburgh 12/27/75 (Colts 8, Steelers 8)
 22 vs. Dallas 1/9/66# (Cowboys 15, Colts 7)
 23 at Cleveland 12/27/64 (Colts 12, Browns 11)
 vs. Dallas 1/17/71* (Cowboys 12, Colts 11)

MOST TOUCHDOWNS

- Colts: 2 (6 times) Last: at San Diego 12/31/95
 Opp: 3 (4 times) Last: at Cleveland 1/9/88

MOST TIMES THROWN ATTEMPTING TO PASS

- Colts: 6/50 vs. Oakland 12/24/77
 5/45 vs. Pittsburgh 12/19/76
 5/28 at Pittsburgh 12/27/75
 4/35 at New York Giants 12/28/58
 vs. Minnesota 12/22/68
 at Pittsburgh 12/29/96
 Opp: 5/48 vs. Oakland 1/3/71
 5/35 at Cleveland 12/26/71
 4/34 at Cleveland 12/29/68
 3 (6 times) Last: at Pittsburgh 12/27/75

MOST YARDS LOST ATTEMPTING TO PASS

- Colts: 57 vs. New York Giants 12/28/58
 50 vs. Oakland 12/24/77
 45 vs. Pittsburgh 12/19/76
 35 at New York Giants 12/28/58
 vs. Minnesota 12/22/68
 at Pittsburgh 12/29/96
 Opp: 48 vs. Oakland 1/3/71
 45 vs. New York Giants 12/27/59
 35 at Cleveland 12/26/71
 34 at Cleveland 12/29/68
 30 vs. Dallas 1/9/66#

MOST INTERCEPTIONS

- Colts: 4 vs. New York Jets 1/12/69*
 3 vs. Dallas 1/17/71*
 at Miami 1/2/72
 Opp: 4 at San Diego 12/31/95
 3 (5 times) Last: at Kansas City 1/7/96

PUNTING

MOST

- Colts: 13 vs. Oakland 12/24/77
 9 at Pittsburgh 12/27/75
 8 at Green Bay 12/26/65
 at Pittsburgh 12/29/96
 6 (6 times) Last: at Kansas City 1/7/96
 Opp: 9 vs. Dallas 1/19/66#
 vs. Dallas 1/17/71*
 8 vs. Cincinnati 12/26/70
 vs. Oakland 12/24/77
 6 (4 times) Last: at Miami 1/2/72

FEWEST

- Colts: 2 at Cleveland 12/29/68
 3 vs. New York Jets 1/12/69*
 at Miami 1/2/72
 4 (6 times) Last: at Pittsburgh 1/14/96
 Opp: 1 vs. Pittsburgh 12/19/76
 at Cleveland 1/9/88
 2 at San Diego 12/31/95
 at Pittsburgh 12/29/96
 3 at Cleveland 12/27/64
 4 (3 times) Last: at Pittsburgh 12/27/75

MOST YARDS

- Colts: 438 vs. Oakland 12/24/77
 361 at Pittsburgh 12/27/75
 339 at Pittsburgh 12/29/96
 330 at Green Bay 12/26/65
 272 vs. Oakland 1/3/71
 Opp: 377 vs. Dallas 1/17/71*
 374 vs. Oakland 12/24/77
 337 vs. Dallas 1/9/66#
 313 vs. Cincinnati 12/26/70
 287 vs. New York Giants 12/27/59

HIGHEST AVERAGE

- Colts: 50.8 at New York Giants 12/28/58
 50.0 at Pittsburgh 1/14/96
 45.3 vs. Oakland 1/3/71
 at Miami 1/2/72

HIGHEST AVERAGE (Continued)

- 44.3 vs. New York Jets 1/12/69*
- Opp: 47.9 vs. New York Giants 12/27/59
- 46.8 vs. Oakland 12/24/77
- 45.6 at New York Giants 12/28/58
- 44.0 at Cleveland 12/27/64
- 43.5 vs. Philadelphia 1/8/67#

PENALTIES

MOST

- Colts: 8 vs. Oakland 12/24/77 (8-82)
- 7 vs. Pittsburgh 12/19/76 (7-59)
- at Cleveland 1/9/88 (7-5)
- 6 vs. Cincinnati 12/26/70 (6-63)
- at Pittsburgh 12/27/75 (6-53)
- at Kansas City 1/7/96 (6-38)
- at Pittsburgh 12/29/96 (6-30)
- Opp: 12 vs. Pittsburgh 12/19/76 (12-88)
- 10 vs. Dallas 1/17/71* (10-133)
- 7 at Cleveland 12/27/64 (7-59)
- at Cleveland 12/29/68 (7-54)
- vs. Oakland 12/24/77 (7-65)

FEWEST

- Colts: 2 vs. Oakland 1/3/71 (2-10)
- at Miami 1/2/72 (2-20)
- 3 (5 times) Last: vs. New York Jets 1/12/69* (3-23)
- Opp: 1 vs. Cincinnati 12/26/70 (1-5)
- at Miami 1/2/72 (1-12)
- 2 at New York Giants 12/28/58 (2-22)
- vs. Oakland 1/3/71 (2-20)
- 3 (4 times) Last: at Pittsburgh 12/29/96

MOST BOTH TEAMS

- 19 vs. Pittsburgh 12/19/76 (Steelers 12, Colts 7)
- 15 vs. Oakland 12/24/77 (Colts 8, Raiders 7)
- 14 vs. Dallas 1/17/71* (Cowboys 10, Colts 4)
- 12 at Cleveland 12/27/64 (Browns 7, Colts 5)
- 11 (2 times) Last: at Cleveland 1/9/88 (Colts 7, Browns 4)

FEWEST BOTH TEAMS

- 3 at Miami 1/2/72 (Colts 2, Dolphins 1)
- 4 vs. Oakland 1/3/71 (Colts 2, Raiders 2)
- 5 vs. New York Giants 12/28/58 (Colts 3, Giants 2)
- 6 vs. Minnesota 12/22/68 (Vikings 4, Colts 2)
- 7 (4 times) Last: vs. Cincinnati 12/26/70 (Colts 6, Bengals 1)

MOST YARDS

- Colts: 82 vs. Oakland 12/24/77 (8-82)
- 75 at Cleveland 1/9/88 (7-5)
- 63 vs. Cincinnati 12/26/70 (6-63)
- 59 at Green Bay 12/26/65 (3-59)
- vs. Pittsburgh 12/19/76 (7-59)

MOST YARDS (Continued)

- Opp: 133 vs. Dallas 1/17/71* (10-133)
- 88 vs. Pittsburgh 12/19/76 (12-88)
- 65 vs. Oakland 12/24/77 (7-65)
- 59 at Cleveland 12/27/64 (7-59)
- 54 at Cleveland 12/29/68 (7-54)

FEWEST YARDS

- Colts: 10 vs. Oakland 1/3/71 (2-10)
- 15 at New York Giants 12/28/58 (3-15)
- at Cleveland 12/29/68 (3-15)
- 20 vs. New York Giants 12/27/59 (4-20)
- at Miami 1/2/72 (2-20)
- Opp: 5 vs. Cincinnati 12/26/70 (1-5)
- 12 at Miami 1/2/72 (1-12)
- 16 at Cleveland 12/26/71 (3-16)
- 19 at Pittsburgh 12/29/96 (3-19)
- 20 vs. Oakland 1/3/71 (2-20)
- at Cleveland 1/9/88 (4-20)

MOST YARDS BOTH TEAMS

- 164 vs. Dallas 1/17/71* (Cowboys 133, Colts 31)
- 147 vs. Pittsburgh 12/19/76 (Steelers 88, Colts 59)
- vs. Oakland 12/24/77 (Colts 82, Raiders 65)
- 107 at Cleveland 12/27/64 (Browns 59, Colts 48)
- 99 at Green Bay 12/26/65 (Colts 59, Packers 40)

FEWEST YARDS BOTH TEAMS

- 30 vs. Oakland 1/3/71 (Raiders 20, Colts 10)
- 32 at Miami 1/2/72 (Colts 20, Dolphins 12)
- 37 vs. New York Giants 12/27/58 (Giants 22, Colts 15)
- 43 vs. New York Giants 12/27/59 (Giants 23, Colts 20)
- 49 at Pittsburgh 12/29/96 (Colts 30, Steelers 19)

FUMBLES

MOST FUMBLES

- Colts: 5 vs. Dallas 1/17/71* (5/4)
- 4 at Kansas City 1/7/96 (4/0)
- 2 (8 times) Last: at San Diego 12/31/95 (2/0)
- Opp: 6 at New York Giants 12/28/58 (6/4)
- at Cleveland 12/26/71 (6/2)
- 4 vs. Oakland 12/24/77 (4/2)
- 3 at Green Bay 12/26/65 (3/2)
- at Pittsburgh 12/27/75 (3/2)

MOST FUMBLES LOST

- Colts: 4 vs. Dallas 1/17/71* (5/4)
- 2 vs. New York Giants 12/28/58 (2/2)
- at Cleveland 12/27/64 (2/2)
- at Cleveland 12/26/71 (2/2)

MOST FUMBLES LOST (Continued)

- Opp: 4 at New York Giants 12/28/58 (6/4)
- 2 (5 times) Last: vs. Oakland 12/24/77 (4/2)

FEWEST FUMBLES

- Colts: 0 (3 times) Last: vs. Pittsburgh 12/19/76
- 1 (9 times) Last: at Pittsburgh 12/29/96
- Opp: 0 (4 times) Last: at Pittsburgh 1/14/96
- 1 (7 times) Last: at Kansas City 1/7/96

FEWEST FUMBLES LOST

- Colts: 0 (11 times) Last: at Pittsburgh 1/14/96
- 1 (7 times) Last: at Pittsburgh 12/29/96
- Opp: 0 (8 times) Last: at Pittsburgh 1/14/96
- 1 (8 times) Last: at Pittsburgh 12/29/96

MOST FUMBLES BOTH TEAMS

- 8 at New York Giants 12/28/58 (Giants 6, Colts 2)
- at Cleveland 12/26/71 (Browns 6, Colts 2)
- 6 vs. Dallas 1/17/71* (Colts 5, Cowboys 1)
- 5 at Pittsburgh 12/27/75 (Steelers 3, Colts 2)
- vs. Oakland 12/24/77 (Raiders 4, Colts 1)

FEWEST FUMBLES BOTH TEAMS

- 1 (4 times) Last: at Pittsburgh 1/14/96 (Colts 1)
- 2 (5 times) Last: at San Diego 12/31/95 (Colts 2)

MOST FUMBLES LOST BOTH TEAMS

- 6 at New York Giants 12/28/58 (Giants 4, Colts 2)
- 5 vs. Dallas 1/17/71* (Colts 4, Cowboys 1)
- 4 at Cleveland 12/26/71 (Colts 2, Browns 2)
- 3 (3 times) Last: at Pittsburgh 12/27/75 (Steelers 2, Colts 1)

FEWEST FUMBLES LOST BOTH TEAMS

- 0 (7 times) Last: at Pittsburgh 1/14/96
- 1 (3 times) Last: at Kansas City 1/7/96 (Chiefs 1)

| | | | | | | | |
|-------------|--------------------|-----------------|--|--------------------|--------------------|---|--|
| 1965 | RECORD: 5-0 | OPPONENT | 1973 | RECORD: 2-4 | OPPONENT | | |
| 8/14 | 22-10 | W 75,229 | St. Louis Cardinals (New Orleans, La.-Tulane Stadium) | 8/ 4 | 7-34 L 50,350 | Pittsburgh Steelers (Three Rivers Stadium) | |
| 8/20 | 23- 3 | W 48,035 | Detroit Lions (Tiger Stadium) Fri | 8/11 | 20-34 L 57,122 | Atlanta Falcons (Fulton County Stadium) | |
| 8/28 | 38-10 | W 47,186 | Pittsburgh Steelers (Atlanta, Ga.-Ponce de Leon Stadium) | 8/18 | 32-28 W 33,174 | Detroit Lions (Memphis, Tenn.-Liberty Bowl) | |
| 9/ 4 | 33-23 | W 22,117 | Washington Redskins (Norfolk, Va.-Foreman Field) | 8/25 | 3-20 L 54,947 | Washington Redskins (RFK Stadium) | |
| 9/11 | 33-14 | W 11,540 | Philadelphia Eagles (Hershey, Pa.) | 9/ 1 | 9-20 L 41,571 | Houston Oilers (Astrodome) | |
| 1966 | RECORD: 5-0 | OPPONENT | 9/ 9 | 17-10 | W 41,860 | Denver Broncos (Mile High Stadium) Sun | |
| 8/ 3 | 35- 0 | W 45,805 | Washington Redskins (D.C. Stadium) Wed | 1974 | RECORD: 1-4 | OPPONENT | |
| 8/13 | 31-17 | W 41,352 | Philadelphia Eagles (New Orleans, La.-Tulane Stadium) | 8/ 9 | 3- 6 L 6,792 | Detroit Lions (Memorial Stadium) Fri | |
| 8/19 | 33- 7 | W 28,304 | St. Louis Cardinals (Busch Memorial Stadium) Fri | 8/17 | 37- 3 | W 25,116 | Cleveland Browns (Tampa, Fla.-Tampa Stadium) |
| 8/26 | 24-17 | W 83,418 | Cleveland Browns (Cleveland Municipal Stadium) Fri | 8/26 | 16-20 | L 29,987 | Chicago Bears (Memorial Stadium) Mon |
| 9/ 1 | 20- 0 | W 39,766 | Detroit Lions (Tiger Stadium) Fri | 8/31 | 7-23 L 39,668 | Atlanta Falcons (Fulton County Stadium) | |
| 1967 | RECORD: 4-1 | OPPONENT | 9/ 6 | 6- 7 | W 29,704 | Washington Redskins (RFK Stadium) Fri | |
| 8/13 | 33- 3 | W 29,313 | Boston Patriots (Harvard Stadium) Sun | 1975 | RECORD: 2-4 | OPPONENT | |
| 8/21 | 5- 9 | L 34,054 | St. Louis Cardinals (Busch Memorial Stadium) Mon | 8/ 9 | 23-20 | W 35,269 | Denver Broncos (Mile High Stadium) |
| 8/26 | 14- 5 | W 38,367 | Detroit Lions (Tiger Stadium) | 8/16 | 3-10 | L 43,097 | Atlanta Falcons (Lincoln, Neb.-Memorial Stadium) |
| 8/31 | 23-17 | W 47,008 | Washington Redskins (D.C. Stadium) Fri | 8/22 | 10-31 | L 32,081 | Pittsburgh Steelers (Memorial Stadium) Fri |
| 9/ 9 | 33- 7 | W 58,492 | Dallas Cowboys (Cotton Bowl) | 8/30 | 3-27 | L 60,643 | New Orleans Saints (Louisiana Superdome) |
| 1968 | RECORD: 5-1 | OPPONENT | 9/ 8 | 26-21 | W 30,505 | Houston Oilers (Astrodome) Mon | |
| 8/ 3 | 14-12 | W 51,154 | Oakland Raiders (Oakland-Alameda County Coliseum) | 9/12 | 10-24 | L 30,110 | Washington Redskins (Memorial Stadium) Fri |
| 8/10 | 10- 0 | W 31,917 | Chicago Bears (Birmingham, Ala.-Legion Field) Fri | 1976 | RECORD: 2-4 | OPPONENT | |
| 8/16 | 15-13 | W 45,810 | Washington Redskins (D.C. Stadium) Fri | 8/ 6 | 20- 3 | W 35,575 | Washington Redskins (Memorial Stadium) Fri |
| 8/23 | 7-14 | L 34,082 | Detroit Lions (Tiger Stadium) Fri | 8/14 | 14-25 | L 54,338 | Chicago Bears (Soldier Field) |
| 8/31 | 22-13 | W 63,202 | Miami Dolphins (Orange Bowl) | 8/20 | 20-26 | L 38,879 | New Orleans Saints (Memorial Stadium) Fri |
| 9/ 7 | 16-10 | W 69,520 | Dallas Cowboys (Cotton Bowl) | 8/28 | 7-21 | L 24,986 | Atlanta Falcons (Fulton County Stadium) |
| 1969 | RECORD: 6-0 | OPPONENT | 9/ 2 | 9-24 | L 54,217 | Detroit Lions (Pontiac Silverdome) Thu | |
| 8/ 2 | 26- 6 | W 52,171 | San Diego Chargers (Jack Murphy Stadium) | 1977 | RECORD: 3-3 | OPPONENT | |
| 8/ 9 | 34-30 | W 51,246 | Oakland Raiders (Oakland-Alameda County Coliseum) | 8/ 5 | 8-14 | L 40,059 | Denver Broncos (Mile High Stadium) |
| 8/15 | 33-29 | W 47,015 | Houston Oilers (Astrodome) Fri | 8/14 | 14- 7 | W 37,189 | Houston Oilers (Astrodome) Sun |
| 8/22 | 20- 7 | W 45,750 | Buffalo Bills (War Memorial) Fri | 8/19 | 29- 7 | W 45,529 | Minnesota Vikings (Memorial Stadium) Fri |
| 8/30 | 23-10 | W 52,680 | Miami Dolphins (Orange Bowl) | 8/27 | 21-23 | L 54,835 | Dallas Cowboys (Texas Stadium) |
| 9/14 | 23- 7 | W 58,975 | Dallas Cowboys (Cotton Bowl) Sun | 9/ 2 | 21-10 | W 40,695 | Detroit Lions (Memorial Stadium) Fri |
| 1970 | RECORD: 4-2 | OPPONENT | 9/10 | 0-14 | L 47,032 | Tampa Bay Buccaneers (Tampa Stadium) | |
| 8/ 8 | 33-21 | W 53,519 | Oakland Raiders (Oakland-Alameda County Coliseum) | 1978 | RECORD: 1-3 | OPPONENT | |
| 8/14 | 17- 3 | W 38,341 | Kansas City Chiefs (Municipal Stadium) Fri | 8/ 5 | 10-22 | L 41,819 | Pittsburgh Steelers (Memorial Stadium) |
| 8/22 | 24- 7 | W 42,499 | Denver Broncos (Mile High Stadium) | 8/12 | 12-23 | L 64,139 | Tampa Bay Buccaneers (Tampa Stadium) |
| 8/29 | 13-20 | L 73,533 | Miami Dolphins (Orange Bowl) | 8/18 | 16-17 | L 42,731 | Washington Redskins (Memorial Stadium) Fri |
| 9/ 5 | 20-14 | W 34,500 | Detroit Lions (Raleigh, NC-Carter Stadium) | 8/26 | 13- 7 | W 49,718 | Detroit Lions (Pontiac Silverdome) |
| 9/12 | 14-17 | L 46,045 | Washington Redskins (RFK Stadium) | 1979 | RECORD: 2-2 | OPPONENT | |
| 1971 | RECORD: 3-4 | OPPONENT | 8/ 3 | 17-14 | W 36,733 | Philadelphia Eagles (Memorial Stadium) Fri | |
| 7/30 | 24-17 | W 52,289 | College All-Stars (Chicago, Ill.-Soldier Field) Fri | 8/11 | 3-24 | L 43,056 | Cleveland Browns (Cleveland Municipal Stadium) |
| 8/ 7 | 3-10 | L 16,771 | Kansas City Chiefs (Memorial Stadium) | 8/17 | 17-31 | L 44,251 | Philadelphia Eagles (Veterans Stadium) Fri |
| 8/14 | 21-13 | W 17,593 | Chicago Bears (Memorial Stadium) | 8/24 | 17- 7 | W 36,434 | Detroit Lions (Memorial Stadium) Fri |
| 8/22 | 20-23 | L 91,745 | Detroit Lions (Ann Arbor, Mich.-Michigan Stadium) Sun | 1980 | RECORD: 2-2 | OPPONENT | |
| 8/28 | 20-14 | W 46,045 | Washington Redskins (RFK Stadium) | 8/ 9 | 3-13 | L 31,636 | Washington Redskins (Memorial Stadium) |
| 9/ 3 | 14-27 | L 22,291 | Dallas Cowboys (Memorial Stadium) Fri | 8/16 | 17- 3 | W 53,314 | Green Bay Packers (Milwaukee County Stadium) |
| 9/11 | 3-24 | L 50,212 | Oakland Raiders (Jacksonville, Fla.-Gator Bowl) | 8/22 | 37-20 | W 27,163 | New York Giants (Memorial Stadium) Fri |
| 1972 | RECORD: 3-3 | OPPONENT | 8/29 | 35-51 | L 51,103 | Atlanta Falcons (Fulton County Stadium) Fri | |
| 8/ 4 | 3-33 | L 42,864 | Washington Redskins (Tampa, Fla.-Tampa Stadium) Fri | 1981 | RECORD: 0-4 | OPPONENT | |
| 8/14 | 0-16 | L 53,627 | Oakland Raiders (Oakland-Alameda County Coliseum) Sun | 8/ 8 | 23-24 | L 46,792 | New Orleans Saints (Louisiana Superdome) |
| 8/21 | 23-17 | W 76,882 | Kansas City Chiefs (Arrowhead Stadium) Sun | 8/15 | 17-20 | L 40,716 | New York Giants (Giants Stadium) |
| 8/26 | 16-13 | W 37,221 | Pittsburgh Steelers (Tampa, Fla.-Tampa Stadium) Fri | 8/22 | 7-13 | L 44,937 | Washington Redskins (Memorial Stadium) |
| 9/ 1 | 17-24 | L 40,238 | Detroit Lions (Tampa, Fla.-Tampa Stadium) Fri | 8/28 | 17-31 | L 55,794 | Seattle Seahawks (Kingdome) Fri |
| 9/10 | 20-13 | W 49,605 | Denver Broncos (Mile High Stadium) Sun | 1982 | RECORD: 3-2 | OPPONENT | |
| | | | | 8/ 7 | 14-30 | L 23,379 | Minnesota Vikings (Canton, Ohio-Fawcett Stadium-HOF) |
| | | | | 8/14 | 19-14 | W 31,985 | New York Giants (Memorial Stadium) |
| | | | | 8/21 | 34- 3 | W 56,748 | Atlanta Falcons (Tempe, Ariz.-Sun Devil Stadium) |
| | | | | 8/28 | 15-37 | L 52,471 | Pittsburgh Steelers (Three Rivers Stadium) |
| | | | | 9/ 4 | 26-17 | W 58,972 | Chicago Bears (Soldier Field) |
| | | | | 1983 | RECORD: 2-2 | OPPONENT | |
| | | | | 8/ 4 | 15- 0 | W 42,359 | Houston Oilers (Astrodome) Thu |
| | | | | 8/13 | 10- 7 | W 56,061 | Minnesota Vikings (H.H.H. Metrodome) |
| | | | | 8/20 | 14-27 | L 32,205 | New York Giants (Giants Stadium) |
| | | | | 8/26 | 7-10 | L 37,420 | Atlanta Falcons (Fulton County Stadium) Fri |

| | | |
|-------------|--------------------|--|
| 1984 | RECORD: 1-3 | OPPONENT |
| 8/ 4 | 3-24 L 37,559 | Miami Dolphins (Orange Bowl) |
| 8/11 | 26-20 W 60,236 | New York Giants (Hoosier Dome) |
| 8/18 | 0-31 L 68,951 | Denver Broncos (Mile High Stadium) |
| 8/25 | 17-34 L 54,479 | Green Bay Packers (Lambeau Field) |
| 1985 | RECORD: 2-2 | OPPONENT |
| 8/10 | 19- 7 W 60,014 | Seattle Seahawks (Hoosier Dome) |
| 8/17 | 24-13 W 46,252 | Chicago Bears (Soldier Field) |
| 8/24 | 3-20 L 71,406 | Denver Broncos (Mile High Stadium) |
| 8/30 | 21-31 L 60,006 | Cincinnati Bengals (Hoosier Dome) Fri |
| 1986 | RECORD: 1-3 | OPPONENT |
| 8/ 8 | 14-21 L 55,443 | Seattle Seahawks (Kingdome) Fri |
| 8/16 | 21-38 L 66,030 | Chicago Bears (Soldier Field) |
| 8/23 | 20-13 W 57,921 | Detroit Lions (Hoosier Dome) |
| 8/30 | 20-23 L* 57,969 | Minnesota Vikings (Hoosier Dome) |
| 1987 | RECORD: 3-1 | OPPONENT |
| 8/15 | 22-19 W 45,753 | Detroit Lions (Pontiac Silverdome) |
| 8/22 | 13-37 L 49,304 | Minnesota Vikings (HHH Metrodome) |
| 8/29 | 17- 6 W 51,975 | Houston Oilers (Hoosier Dome) |
| 9/ 5 | 23-16 W 50,111 | Tampa Bay Buccaneers (Hoosier Dome) |
| 1988 | RECORD: 3-1 | OPPONENT |
| 8/ 6 | 20- 7 W 44,258 | Tampa Bay Buccaneers (Tampa Stadium) |
| 8/13 | 25-21 W 53,720 | Green Bay Packers (Lambeau Field) |
| 8/20 | 18- 6 W 54,117 | New Orleans Saints (Hoosier Dome) |
| 8/25 | 20-21 L 73,957 | Denver Broncos (Mile High Stadium) Thu |
| 1989 | RECORD: 4-0 | OPPONENT |
| 8/12 | 31- 7 W 57,771 | New Orleans Saints (Louisiana Superdome) |
| 8/19 | 24-23 W 30,218 | Green Bay Packers (Lambeau Field) |
| 8/26 | 30- 0 W 54,750 | Tampa Bay Buccaneers (Hoosier Dome) |
| 9/ 2 | 38-34 W 55,128 | Denver Broncos (Hoosier Dome) |
| 1990 | RECORD: 0-4 | OPPONENT |
| 8/11 | 7-16 L 51,044 | Denver Broncos (Hoosier Dome) |
| 8/17 | 10-13 L 52,475 | Seattle Seahawks (Kingdome) Fri |
| 8/27 | 16-17 L 47,999 | Philadelphia Eagles (Hoosier Dome) Mon |
| 8/31 | 14-17 L 54,796 | New Orleans Saints (Louisiana Superdome) Fri |

| | | |
|-------------|--------------------|---|
| 1991 | RECORD: 1-3 | OPPONENT |
| 8/ 2 | 3-10 L 75,375 | Denver Broncos (Mile High Stadium) Fri |
| 8/10 | 7-17 L 47,943 | Seattle Seahawks (Hoosier Dome) |
| 8/17 | 34-28 W 45,963 | New Orleans Saints (Hoosier Dome) |
| 8/23 | 21-23 L 56,687 | Philadelphia Eagles (Veterans Stadium) Fri |
| 1992 | RECORD: 2-2 | OPPONENT |
| 8/ 8 | 34-14 W 42,786 | New England Patriots (Hoosier Dome) |
| 8/15 | 10-27 L 43,727 | Seattle Seahawks (Hoosier Dome) |
| 8/22 | 0-20 L 55,362 | Cincinnati Bengals (Riverfront Stadium) |
| 8/28 | 21-10 W 56,557 | Kansas City Chiefs (Arrowhead Stadium) Fri |
| 1993 | RECORD: 2-2 | OPPONENT |
| 8/ 7 | 16-13 W*45,055 | Seattle Seahawks (Kingdome) |
| 8/14 | 7-24 L 42,792 | Cincinnati Bengals (Hoosier Dome) |
| 8/20 | 18- 7 W 43,642 | Los Angeles Raiders (Hoosier Dome) Fri |
| 8/27 | 10-41 L 56,811 | Green Bay Packers (Lambeau Field) Fri |
| 1994 | RECORD: 4-0 | OPPONENT |
| 8/ 5 | 13- 9 W 40,469 | Seattle Seahawks (RCA Dome) Fri |
| 8/13 | 26-21 W 49,089 | Cincinnati Bengals (Riverfront Stadium) |
| 8/20 | 17-14 W 45,650 | Pittsburgh Steelers (Three Rivers Stadium) |
| 8/25 | 24- 7 W 39,052 | Cleveland Browns (RCA Dome) Thu |
| 1995 | RECORD: 3-1 | OPPONENT |
| 8/ 4 | 21-34 L 39,946 | Cincinnati Bengals (RCA Dome) Fri |
| 8/12 | 20-17 W 38,006 | Seattle Seahawks (Kingdome) |
| 8/19 | 20-17 W*55,624 | Green Bay Packers (Lambeau Field) |
| 8/24 | 29- 7 W 45,626 | Chicago Bears (RCA Dome) Thu |
| 1996 | RECORD: 3-2 | OPPONENT |
| 7/27 | 10- 7 W 23,376 | New Orleans Saints (Canton, Ohio-Fawcett Stadium-HOF) |
| 8/ 3 | 25-28 L 45,024 | Cincinnati Bengals (Riverfront Stadium) |
| 8/10 | 12-16 L 12,851 | Houston Oilers (Astradome) |
| 8/17 | 15-13 W 39,930 | Seattle Seahawks (RCA Dome) |
| 8/24 | 30- 6 W 49,081 | Green Bay Packers (RCA Dome) |
| 1997 | RECORD: 2-2 | OPPONENT |
| 8/ 1 | 20-16 W 47,913 | Cincinnati Bengals (RCA Dome) Fri |
| 8/ 9 | 17-23 L 56,447 | San Diego Chargers (Qualcomm Stadium) |
| 8/16 | 3-45 L 52,844 | Seattle Seahawks (Kingdome) |
| 8/21 | 16- 3 W 47,417 | Detroit Lions (RCA Dome) Thu |
| 1998 | RECORD: 2-2 | OPPONENT |
| 8/ 8 | 21-24 L 52,645 | Seattle Seahawks (Kingdome) |
| 8/17 | 30-27 W 36,598 | Cincinnati Bengals (Cinergy Field) Mon |
| 8/22 | 3-33 L 47,820 | San Diego Chargers (RCA Dome) |
| 8/27 | 20-17 W 42,852 | Detroit Lions (RCA Dome) Thu |

PRESEASON SERIES RECORDS

Won 124, Lost 97, Tied 4

| | Won | Lost | Tied | First Meeting | | Won | Lost | Tied | First Meeting |
|--------------------|-----|------|------|---------------|----------------------|-----|------|------|---------------|
| Arizona Cardinals | 6 | 5 | 1 | 1953 | Minnesota Vikings | 3 | 4 | 0 | 1961 |
| Atlanta Falcons | 1 | 6 | 0 | 1973 | New England Patriots | 2 | 0 | 0 | 1967 |
| Buffalo Bills | 1 | 0 | 0 | 1969 | New Orleans Saints | 4 | 4 | 0 | 1975 |
| Chicago Bears | 5 | 4 | 1 | 1957 | New York Giants | 7 | 5 | 0 | 1953 |
| Cincinnati Bengals | 3 | 5 | 0 | 1985 | Oakland Raiders | 4 | 2 | 0 | 1968 |
| Cleveland Browns | 5 | 2 | 0 | 1953 | Philadelphia Eagles | 9 | 9 | 0 | 1953 |
| College All-Stars | 3 | 0 | 0 | 1959 | Pittsburgh Steelers | 10 | 9 | 0 | 1953 |
| Dallas Cowboys | 5 | 3 | 0 | 1960 | San Diego Chargers | 1 | 2 | 0 | 1969 |
| Denver Broncos | 5 | 6 | 0 | 1970 | Seattle Seahawks | 5 | 7 | 0 | 1981 |
| Detroit Lions | 12 | 5 | 1 | 1964 | Tampa Bay Buccaneers | 3 | 2 | 0 | 1977 |
| Green Bay Packers | 5 | 2 | 0 | 1980 | Tennessee Titans | 5 | 2 | 0 | 1969 |
| Kansas City Chiefs | 3 | 1 | 0 | 1970 | Washington Redskins | 15 | 10 | 1 | 1953 |
| Miami Dolphins | 2 | 2 | 0 | 1968 | | | | | |

1948

RECORD: 7-7 COACH: CECIL ISBELL
TIED FIRST - EASTERN DIVISION

| DATE | RESULTS | OPPONENT | ATTENDANCE |
|-------|---------|-----------------------|------------|
| 9/ 5 | W 45-28 | NEW YORK YANKEES | 31,800 |
| 9/10 | L 14-21 | @ Chicago Rockets | 15,642 |
| 9/16 | W 27-14 | @ New York Yankees | 18,959 |
| 9/26 | W 35-20 | BROOKLYN DODGERS | 34,554 |
| 10/ 5 | L 10-14 | CLEVELAND BROWNS | 22,359 |
| 10/10 | L 14-56 | SAN FRANCISCO 49ERS | 37,209 |
| 10/15 | W 29-14 | @ Los Angeles Dons | 40,019 |
| 10/24 | L 10-21 | @ San Francisco 49ers | 27,978 |
| 10/31 | L 17-35 | @ Buffalo Bills | 23,964 |
| 11/ 7 | L 7-28 | @ Cleveland Browns | 32,314 |
| 11/14 | W 38-24 | CHICAGO ROCKETS | 21,899 |
| 11/21 | L 14-17 | LOS ANGELES DONS | 25,228 |
| 11/28 | W 38-20 | @ Brooklyn Dodgers | 7,629 |
| 12/ 5 | W 35-15 | BUFFALO BILLS | 33,090 |
| 12/12 | L 17-28 | BUFFALO BILLS | 27,327 |

| TEAM STATISTICS | COLTS | OPP |
|---------------------|---------|---------|
| TOTAL FIRST DOWNS | 218 | 224 |
| Rushing | 120 | 125 |
| Passing | 84 | 84 |
| Penalty | 14 | 15 |
| NET YARDS RUSHING | 2166 | 2522 |
| Avg. Per Game | 154.7 | 180.1 |
| TOTAL YARDS PASSING | 2899 | 2438 |
| Avg. Per Game | 207.1 | 174.1 |
| Att./Completions | 340/185 | 364/177 |
| Completion Pct. | 54.4 | 48.6 |
| Had Intercepted | 13 | 22 |
| PUNTS/AVERAGE | 66/38.6 | 58/43.4 |
| PENALTIES/YARDS | 84/743 | 73/556 |
| FUMBLES/BALL LOST | 33/21 | 30/14 |
| TOUCHDOWNS | 43 | 46 |
| Rushing | 22 | 21 |
| Passing | 19 | 18 |
| Defense/Kicking | 1/1 | 7/0 |

| SCORING | TDR | TDP | TDR/T | PAT | FG | S | TP |
|------------------|-----------|-----------|----------|--------------|--------------|----------|------------|
| Hillenbrand | 7 | 6 | | | | | 78 |
| Grossman | | | | 43-43 | 10-18 | | 73 |
| Davis | | 7 | | | | | 42 |
| Pfohl | 4 | 1 | 1 | | | | 36 |
| Mertes | | | | | | | 24 |
| Title | 4 | | | | | | 24 |
| Williams | | 2 | | | | | 12 |
| North | | 1 | 1 | | | | 12 |
| Leicht | 1 | 1 | | | | | 6 |
| Smith | | 1 | | | | | 6 |
| O'Rourke | 1 | | | | | | 6 |
| Gambino | 1 | | | | | | 6 |
| Team | | | | | | 1 | 2 |
| COLTS | 22 | 19 | 2 | 43-43 | 10-18 | 1 | 333 |
| OPPONENTS | 21 | 18 | 7 | 43-46 | 2-11 | 1 | 327 |

| RUSHING | NO. | YDS. | AVG. | TD |
|------------------|------------|-------------|------------|-----------|
| Mertes | 155 | 680 | 4.4 | 4 |
| Hillenbrand | 100 | 510 | 5.1 | 7 |
| Pfohl | 107 | 455 | 4.3 | 4 |
| Gambino | 54 | 194 | 3.6 | 1 |
| Title | 52 | 157 | 3.0 | 4 |
| Leicht | 20 | 88 | 4.4 | 1 |
| Fowler | 6 | 30 | 5.0 | 0 |
| Mayne | 14 | 26 | 1.9 | 0 |
| O'Rourke | 7 | 15 | 2.1 | 1 |
| Vardian | 6 | 13 | 2.2 | 0 |
| Smith | 1 | 1 | 1.0 | 0 |
| Dellerba | 2 | 0 | 0.0 | 0 |
| Grossman | 8 | -3 | -0.4 | 0 |
| COLTS | 532 | 2166 | 4.1 | 22 |
| OPPONENTS | 504 | 2522 | 5.0 | 21 |

| RECEIVING | NO. | YDS. | AVG. | TD |
|------------------|------------|-------------|-------------|-----------|
| Hillenbrand | 50 | 970 | 19.4 | 6 |
| Davis | 41 | 765 | 18.7 | 7 |
| Williams | 32 | 360 | 11.3 | 2 |
| Pfohl | 13 | 134 | 10.3 | 1 |
| Leicht | 12 | 134 | 11.2 | 1 |
| North | 8 | 204 | 25.5 | 1 |
| Smith | 8 | 131 | 16.4 | 1 |
| Mertes | 6 | 56 | 9.3 | 0 |
| Gambino | 6 | 28 | 4.7 | 0 |
| Vardian | 3 | 26 | 8.7 | 0 |
| Mayne | 2 | 33 | 16.5 | 0 |
| Bechtol | 2 | 25 | 12.5 | 0 |
| Nowoskey | 1 | 31 | 31.0 | 0 |
| Poole | 1 | 2 | 2.0 | 0 |
| COLTS | 185 | 2899 | 15.7 | 19 |
| OPPONENTS | 177 | 2438 | 13.8 | 18 |

| INTERCEPTIONS | NO. | YDS. | AVG. | TD |
|------------------|-----------|------------|-------------|----------|
| Davis | 5 | 110 | 22.0 | 0 |
| Leicht | 5 | 91 | 18.2 | 0 |
| Fowler | 3 | 0 | 0.0 | 0 |
| Dellerba | 2 | 18 | 9.0 | 0 |
| Grossman | 2 | 13 | 6.5 | 0 |
| North | 1 | 25 | 25.0 | 0 |
| McCormick | 1 | 5 | 5.0 | 0 |
| Barwegan | 1 | 0 | 0.0 | 0 |
| Smith | 1 | 0 | 0.0 | 0 |
| Sylvester | 1 | 0 | 0.0 | 0 |
| COLTS | 22 | 262 | 11.9 | 0 |
| OPPONENTS | 13 | 208 | 16.0 | 2 |

| PUNTING | NO. | YDS. | AVG. | LG | BLK. |
|------------------|-----------|-------------|-------------|-----------|----------|
| O'Rourke | 66 | 2546 | 38.6 | 76 | 1 |
| COLTS | 66 | 2546 | 38.6 | 76 | 1 |
| OPPONENTS | 58 | 2517 | 43.4 | - | 0 |

| PUNT RETURNS | NO. | YDS. | AVG. | TD |
|------------------|-----------|------------|-------------|----------|
| Hillenbrand | 18 | 231 | 12.8 | 0 |
| Leicht | 8 | 139 | 17.4 | 0 |
| Fowler | 4 | 41 | 10.3 | 0 |
| Vardian | 3 | 34 | 11.3 | 0 |
| Pfohl | 2 | 102 | 51.0 | 1 |
| Mayne | 2 | 24 | 12.0 | 0 |
| Sylvester | 2 | 16 | 8.0 | 0 |
| Davis | 1 | 10 | 10.0 | 0 |
| COLTS | 40 | 597 | 14.9 | 1 |
| OPPONENTS | 31 | 318 | 10.3 | 0 |

| KICKOFF RETURNS | NO. | YDS. | AVG. | TD |
|------------------|-----------|-------------|-------------|----------|
| Pfohl | 17 | 366 | 21.5 | 0 |
| Hillenbrand | 16 | 356 | 22.3 | 0 |
| Leicht | 4 | 83 | 20.8 | 0 |
| Vardian | 3 | 66 | 22.0 | 0 |
| Mayne | 3 | 61 | 20.3 | 0 |
| Gambino | 3 | 57 | 19.0 | 0 |
| Williams | 1 | 20 | 20.0 | 0 |
| Fowler | 2 | 16 | 8.0 | 0 |
| Mertes | 1 | 15 | 15.0 | 0 |
| Dellerba | 1 | 12 | 12.0 | 0 |
| Garrett | 1 | 6 | 6.0 | 0 |
| Bechtol | 0 | 4 | 0.0 | 0 |
| COLTS | 52 | 1062 | 20.4 | 0 |
| OPPONENTS | 61 | 1176 | 19.3 | 0 |

| PASSING | ATT. | COMP. | YDS. | PCT. | AVG./ATT. | TD | TD% | INT. | INT.-% | RATING |
|------------------|------------|------------|-------------|-------------|-------------|-----------|------------|-----------|------------|-------------|
| Title | 289 | 161 | 2522 | 55.7 | 8.73 | 17 | 5.5 | 9 | 3.1 | 90.3 |
| O'Rourke | 51 | 24 | 377 | 47.1 | 7.39 | 3 | 5.9 | 4 | 7.8 | 59.0 |
| COLTS | 340 | 185 | 2899 | 54.4 | 8.53 | 19 | 5.6 | 13 | 3.8 | 85.7 |
| OPPONENTS | 365 | 177 | 2438 | 48.6 | 6.70 | 18 | 4.9 | 22 | 6.0 | 61.8 |

1999

RECORD: 1-11 COACH: CECIL ISBELL (4 GAMES) WALT DRISKILL (8 GAMES)
SEVENTH - EASTERN CONFERENCE

| DATE | RESULTS | OPPONENT | ATTENDANCE | RUSHING | NO. | YDS. | AVG. | TD | PUNTING | NO. | YDS. | AVG. | BLK. |
|-------|---------|-----------------------------|------------|-----------|-----|------|------|----|---------------------|------------|-------------|-------------|-----------|
| 8/28 | L 17-31 | @ San Francisco 49ers | 29,095 | Wedemeyer | 64 | 291 | 4.6 | 0 | O'Rourke | 28 | 1098 | 39.2 | 0 |
| 9/ 2 | L 17-49 | LOS ANGELES DONS | 20,211 | Gambino | 56 | 208 | 3.7 | 0 | Grossman | 28 | 1087 | 38.8 | 0 |
| 9/11 | L 0-21 | @ Cleveland Browns | 21,621 | Stone | 51 | 205 | 4.0 | 2 | Kingery | 3 | 109 | 36.3 | 0 |
| 9/16 | L 7-35 | @ Chicago Hornets | 18,483 | Pfahl | 67 | 205 | 3.1 | 2 | Wedemeyer | 3 | 54 | 18.0 | 0 |
| 9/25 | L 20-28 | CLEVELAND BROWNS | 34,879 | Jagade | 33 | 174 | 5.3 | 2 | COLTS | 62 | 2348 | 37.9 | 0 |
| 10/ 2 | W 35-28 | @ Buffalo Bills | 25,692 | Title | 29 | 89 | 3.1 | 2 | OPPONENTS | 52 | 2116 | 40.7 | 1 |
| 10/16 | L 21-24 | BROOKLYN/NEW YORK YANKEES | 32,645 | Page | 25 | 81 | 3.2 | 0 | PUNT RETURNS | NO. | YDS. | AVG. | TD |
| 10/23 | L 7-17 | CHICAGO HORNETS | 32,107 | Kelly | 9 | 17 | 1.9 | 0 | Wedemeyer | 16 | 221 | 13.8 | 0 |
| 10/30 | L 14-21 | @ Brooklyn/New York Yankees | 10,692 | Vacanti | 7 | 10 | 1.4 | 0 | Leicht | 9 | 109 | 12.1 | 0 |
| 11/16 | L 10-28 | SAN FRANCISCO 49ERS | 23,704 | Mertes | 11 | 8 | 0.7 | 0 | Kingery | 2 | 19 | 9.5 | 0 |
| 11/20 | L 10-21 | @ Los Angeles Dons | 19,503 | Kingery | 3 | 3 | 1.0 | 0 | Page | 1 | 16 | 16.0 | 0 |
| 11/27 | L 14-38 | BUFFALO BILLS | 16,323 | Cowan | 1 | 0 | 0.0 | 0 | COLTS | 28 | 365 | 13.0 | 0 |
| | | | | Leicht | 6 | -7 | -1.2 | 0 | OPPONENTS | 35 | 547 | 15.6 | 0 |

| TEAM STATISTICS | COLTS | OPP |
|---------------------|---------|---------|
| TOTAL FIRST DOWNS | 151 | 189 |
| Rushing | 66 | 121 |
| Passing | 78 | 60 |
| Penalty | 7 | 8 |
| NET YARDS RUSHING | 1284 | 2396 |
| Avg. Per Game | 107.0 | 199.7 |
| TOTAL YARDS PASSING | 2355 | 1851 |
| Avg. Per Game | 196.3 | 154.3 |
| Att./Completions | 325/160 | 256/127 |
| Completion Pct. | 49.2 | 49.6 |
| Had Intercepted | 22 | 13 |
| PUNTS/AVERAGE | 62/37.9 | 52/40.7 |
| PENALTIES/YARDS | 49/369 | 72/590 |
| FUMBLES/BALL LOST | 32/21 | 28/17 |
| TOUCHDOWNS | 22 | 47 |
| Rushing | 8 | 28 |
| Passing | 14 | 18 |
| Defense/Kicking | 0/0 | 1/0 |

| COLTS | OPPONENTS | | | |
|------------------|-------------|-------------|-------------|-----------|
| 362 | 1284 | | | |
| 511 | 2396 | | | |
| 3.6 | 4.7 | | | |
| 8 | 28 | | | |
| RECEIVING | NO. | YDS. | AVG. | TD |
| Davis | 38 | 548 | 14.4 | 1 |
| Stone | 31 | 621 | 20.0 | 6 |
| North | 25 | 490 | 19.6 | 4 |
| Williams | 20 | 266 | 13.3 | 1 |
| Wedemeyer | 10 | 112 | 11.2 | 0 |
| Gambino | 10 | 67 | 6.7 | 1 |
| Jagade | 8 | 44 | 5.5 | 0 |
| Pfahl | 7 | 62 | 8.9 | 0 |
| Page | 4 | 62 | 15.5 | 0 |
| Kelly | 2 | 25 | 12.5 | 0 |
| Mertes | 2 | 22 | 11.0 | 1 |
| Cowan | 1 | 26 | 26.0 | 0 |
| Leicht | 1 | 12 | 12.0 | 0 |
| Kingery | 1 | -2 | -2.0 | 0 |
| COLTS | 160 | 2355 | 14.7 | 14 |
| OPPONENTS | 127 | 1851 | 14.6 | 18 |

| KICKOFF RETURNS | NO. | YDS. | AVG. | TD |
|------------------|-----------|-------------|-------------|----------|
| Wedemeyer | 30 | 602 | 20.1 | 0 |
| Leicht | 8 | 171 | 21.4 | 0 |
| Jagade | 6 | 75 | 12.5 | 0 |
| Page | 4 | 108 | 27.0 | 0 |
| Pfahl | 4 | 98 | 24.5 | 0 |
| Kelly | 2 | 31 | 15.5 | 0 |
| Leonard | 1 | 25 | 25.0 | 0 |
| Stone | 1 | 25 | 25.0 | 0 |
| Davis | 1 | 13 | 13.0 | 0 |
| Vacanti | 1 | 10 | 10.0 | 0 |
| COLTS | 58 | 1158 | 20.0 | 0 |
| OPPONENTS | 34 | 690 | 20.3 | 0 |

| SCORING | TDR | TDP | TDRT | PAT | FG | S | TP |
|------------------|-----------|-----------|----------|--------------|-------------|---|------------|
| Stone | 2 | 6 | | | | | 48 |
| Grossman | | | 19-19 | 6-11 | | | 37 |
| North | | 4 | | | | | 24 |
| Jagade | 2 | | | | | | 12 |
| Pfahl | 2 | | | | | | 12 |
| Title | 2 | | | | | | 12 |
| Davis | | 1 | | | | | 6 |
| Gambino | | 1 | | | | | 6 |
| Williams | | 1 | | | | | 6 |
| Mertes | | 1 | | | | | 6 |
| Vacanti | | | 3-10 | 0-12 | | | 3 |
| COLTS | 8 | 14 | 0 | 22-22 | 6-13 | | 172 |
| OPPONENTS | 28 | 18 | 1 | 47-47 | 4-19 | | 341 |

| INTERCEPTIONS | NO. | YDS. | AVG. | TD |
|------------------|-----------|------------|-------------|----------|
| Kelly | 3 | 24 | 8.0 | 0 |
| Cowan | 3 | 17 | 5.7 | 0 |
| Davis | 1 | 35 | 35.0 | 0 |
| Ruthtrom | 1 | 15 | 15.0 | 0 |
| Nowasky | 1 | 9 | 9.0 | 0 |
| Leonard | 1 | 7 | 7.0 | 0 |
| Bechtol | 1 | 6 | 6.0 | 0 |
| Kingery | 1 | 0 | 0.0 | 0 |
| Stone | 1 | 0 | 0.0 | 0 |
| COLTS | 13 | 113 | 8.7 | 0 |
| OPPONENTS | 22 | 378 | 17.2 | 1 |

| PASSING | ATT. | COMP. | YDS. | PCT. | AVG./ATT. | TD | TD% | INT. | INT.% | RATING |
|------------------|------------|------------|-------------|-------------|-------------|-----------|------------|-----------|------------|-------------|
| Title | 289 | 148 | 2209 | 51.2 | 7.64 | 14 | 4.8 | 18 | 6.2 | 66.8 |
| Vacanti | 27 | 11 | 134 | 40.7 | 4.96 | 0 | 0.0 | 1 | 3.7 | 41.3 |
| O'Rourke | 7 | 1 | 12 | 14.3 | 1.71 | 0 | 0.0 | 1 | 14.3 | 0.0 |
| Grossman | 1 | 0 | 0 | 0.0 | 0.00 | 0 | 0.0 | 1 | 100.0 | 0.0 |
| Wedemeyer | 1 | 0 | 0 | 0.0 | 0.00 | 0 | 0.0 | 1 | 100.0 | 0.0 |
| COLTS | 325 | 160 | 2355 | 49.2 | 7.25 | 14 | 4.3 | 22 | 6.8 | 59.5 |
| OPPONENTS | 256 | 127 | 1851 | 49.6 | 7.23 | 18 | 7.0 | 13 | 5.1 | 75.8 |

1950

NATIONAL FOOTBALL LEAGUE RECORD: 1-11 COACH: CLEM CROWE SEVENTH - NATIONAL CONFERENCE

| DATE | RESULTS | OPPONENT | ATTENDANCE |
|-------|---------|-----------------------|------------|
| 9/17 | L 14-38 | WASHINGTON REDSKINS | 26,267 |
| 9/24 | L 0-31 | CLEVELAND BROWNS | 15,201 |
| 10/2 | L 13-55 | @ Chicago Cardinals | 14,439 |
| 10/15 | L 14-24 | PHILADELPHIA EAGLES | 14,413 |
| 10/22 | L 27-70 | @ Los Angeles Rams | 16,026 |
| 10/29 | L 14-17 | @ San Francisco 49ers | 15,091 |
| 11/5 | W 41-21 | GREEN BAY PACKERS | 12,971 |
| 11/12 | L 7-17 | @ Pittsburgh Steelers | 24,141 |
| 11/19 | L 20-55 | NEW YORK GIANTS | 14,081 |
| 11/26 | L 28-38 | @ Washington Redskins | 21,275 |
| 12/3 | L 21-45 | DETROIT LIONS | 12,059 |
| 12/10 | L 14-51 | @ New York Yanks | 5,003 |

| TEAM STATISTICS | COLTS | OPP |
|---------------------|---------|---------|
| TOTAL FIRST DOWNS | 188 | 257 |
| Rushing | 56 | 150 |
| Passing | 109 | 96 |
| Penalty | 23 | 11 |
| NET YARDS RUSHING | 1148 | 2857 |
| Avg. Per Game | 95.7 | 238.1 |
| TOTAL YARDS PASSING | 2723 | 2545 |
| Avg. Per Game | 226.9 | 212.1 |
| Att./Completions | 438/206 | 304/156 |
| Completion Pct. | 47.0 | 51.3 |
| Hud Intercepted | 31 | 34 |
| PUNTS/AVERAGE | 83/40.2 | 56/39.1 |
| PENALTIES/YARDS | 63/579 | 96/967 |
| FUMBLES/BALL LOST | 32/21 | 29/14 |
| TOUCHDOWNS | 31 | 63 |
| Rushing | 12 | 28 |
| Passing | 14 | 31 |
| Defense/Kicking | 4/1 | 3/1 |

| SCORING | TDR | TDP | TDRT | PAT | FG | S | TP |
|------------------|-----------|-----------|----------|--------------|-------------|---|------------|
| Crisler | | 5 | | | | | 30 |
| Mutryn | 2 | 2 | | | | | 24 |
| Salata | | 4 | | | | | 24 |
| Stone | 1 | 2 | | | | | 18 |
| Spavital | 2 | 1 | | | | | 18 |
| Grossman | | | 16-19 | 0-3 | | | 16 |
| Title | 2 | | | | | | 12 |
| Spaniel | 1 | | 1 | | | | 12 |
| Rich | | | 2 | | | | 12 |
| Zalejski | 1 | | 1 | | | | 12 |
| Kissell | | | 11-11 | 0-1 | | | 11 |
| Williams | 1 | | | | | | 6 |
| Mazzanti | 1 | | | | | | 6 |
| Burk | 1 | | | | | | 6 |
| Owens | | | 1 | | | | 6 |
| Brown | | | | 0-1 | | | 0 |
| COLTS | 12 | 14 | 5 | 27-31 | 0-4 | | 213 |
| OPPONENTS | 28 | 31 | 4 | 61-63 | 7-13 | | 462 |

| RUSHING | NO. | YDS. | AVG. | LG | TD |
|------------------|------------|-------------|------------|------------|-----------|
| Mutryn | 108 | 355 | 3.3 | 34 | 2 |
| Spavital | 58 | 246 | 4.2 | 96† | 2 |
| Stone | 14 | 113 | 8.1 | 72 | 1 |
| Collins | 69 | 101 | 1.5 | 12 | 0 |
| Campbell | 20 | 93 | 4.7 | 14 | 0 |
| Title | 20 | 77 | 3.9 | 23 | 2 |
| Williams | 0 | 50 | 0.0 | 50† | 1 |
| Buksar | 12 | 44 | 3.7 | 25 | 0 |
| Mazzanti | 7 | 22 | 3.1 | 7† | 1 |
| Spaniel | 14 | 21 | 1.5 | 15† | 1 |
| Burk | 11 | 19 | 1.7 | 10 | 1 |
| Kissell | 2 | 6 | 3.0 | 7 | 0 |
| Rich | 2 | 6 | 3.0 | 5 | 0 |
| Zalejski | 7 | -2 | -0.3 | 6† | 1 |
| Livingstone | 1 | -3 | -3.0 | -3 | 0 |
| COLTS | 345 | 1148 | 3.3 | 96† | 12 |
| OPPONENTS | 514 | 2857 | 5.6 | - | 28 |

| RECEIVING | NO. | YDS. | AVG. | LG | TD |
|------------------|------------|-------------|-------------|------------|-----------|
| Salata | 50 | 618 | 12.5 | 57 | 4 |
| Mutryn | 32 | 373 | 11.7 | 30 | 2 |
| Spavital | 21 | 238 | 11.3 | 45 | 1 |
| Crisler | 19 | 307 | 16.2 | 62 | 5 |
| Collins | 19 | 295 | 15.5 | 63 | 0 |
| Owens | 19 | 188 | 9.9 | 43 | 0 |
| Oristaglio | 14 | 134 | 9.6 | 16 | 0 |
| Stone | 12 | 324 | 27.0 | 69† | 2 |
| North | 5 | 90 | 18.0 | 39 | 0 |
| Spaniel | 5 | 84 | 16.8 | 35 | 0 |
| Spinney | 2 | 19 | 9.5 | 12 | 0 |
| Fletcher | 2 | 18 | 9.0 | 10 | 0 |
| Buksar | 2 | 2 | 1.0 | 2 | 0 |
| Blandin | 1 | 16 | 16.0 | 16 | 0 |
| Mazzanti | 1 | 11 | 11.0 | 11 | 0 |
| Campbell | 1 | 5 | 5.0 | 5 | 0 |
| Zalejski | 1 | 1 | 1.0 | 1 | 0 |
| COLTS | 206 | 2723 | 13.2 | 69† | 14 |
| OPPONENTS | 156 | 2545 | 16.3 | - | 31 |

| INTERCEPTIONS | NO. | YDS. | AVG. | LG | TD |
|------------------|-----------|------------|-------------|------------|----------|
| Maggioli | 8 | 165 | 20.6 | 50 | 0 |
| Buksar | 6 | 79 | 13.2 | 28 | 0 |
| Stone | 6 | 56 | 8.0 | 20 | 0 |
| Livingstone | 3 | 61 | 20.3 | 56 | 0 |
| Rich | 3 | 45 | 15.0 | 45 | 1 |
| Zalejski | 2 | 81 | 40.5 | 81 | 1 |
| Kissell | 2 | 7 | 3.5 | 5 | 0 |
| Spaniel | 1 | 29 | 20.0 | 29 | 1 |
| Owens | 1 | 25 | 25.0 | 25 | 1 |
| Brown | 1 | 16 | 16.0 | 16 | 0 |
| Collins | 1 | 7 | 7.0 | 7 | 0 |
| COLTS | 34 | 571 | 16.8 | 81† | 4 |
| OPPONENTS | 31 | 622 | 20.1 | 52 | 2 |

| PUNTING | NO. | YDS. | AVG. | LG | BLK. |
|------------------|-----------|-------------|-------------|-----------|----------|
| Burk | 81 | 3246 | 40.7 | 68 | 1 |
| Collins | 2 | 91 | 45.5 | 46 | 0 |
| COLTS | 83 | 3337 | 40.2 | 68 | 1 |
| OPPONENTS | 56 | 2190 | 39.1 | - | - |

| PUNT RETURNS | NO. | YDS. | AVG. | LG | TD |
|------------------|-----------|------------|-------------|------------|----------|
| Rich | 12 | 276 | 23.0 | 86 | 1 |
| Mutryn | 6 | 45 | 7.5 | 14 | 0 |
| Livingstone | 3 | 33 | 11.0 | 22 | 0 |
| Zalejski | 3 | 17 | 5.7 | 9 | 0 |
| Stone | 2 | 7 | 3.5 | 7 | 0 |
| COLTS | 26 | 378 | 14.5 | 86† | 1 |
| OPPONENTS | 44 | 531 | 12.1 | - | 0 |

| KICKOFF RETURNS | NO. | YDS. | AVG. | LG | TD |
|------------------|-----------|-------------|-------------|-----------|----------|
| Mutryn | 19 | 408 | 21.5 | 29 | 0 |
| Rich | 17 | 434 | 25.5 | 35 | 0 |
| Zalejski | 7 | 101 | 14.4 | 25 | 0 |
| Spaniel | 4 | 126 | 31.5 | 40 | 0 |
| Blandin | 3 | 31 | 10.3 | 15 | 0 |
| Salata | 3 | 12 | 4.0 | 10 | 0 |
| Stone | 2 | 35 | 17.5 | 18 | 0 |
| Collins | 2 | 33 | 16.5 | 23 | 0 |
| Oristaglio | 2 | 32 | 16.0 | 20 | 0 |
| Owens | 2 | 29 | 14.5 | 26 | 0 |
| Kissell | 2 | 19 | 9.5 | 17 | 0 |
| Brown | 2 | 15 | 7.5 | 10 | 0 |
| Livingstone | 1 | 11 | 11.0 | 11 | 0 |
| COLTS | 66 | 1286 | 19.5 | 40 | 0 |
| OPPONENTS | 36 | 900 | 25.0 | - | 1 |

| PASSING | ATT. | COMP. | YDS. | PCT. | AVG./ATT. | TD | TD% | INT. | INT.% | LG | RATING |
|------------------|------------|------------|-------------|-------------|-------------|-----------|-------------|-----------|-------------|------------|-------------|
| Title | 315 | 161 | 1884 | 51.1 | 5.98 | 8 | 2.5 | 19 | 6.0 | 62 | 52.9 |
| Burk | 119 | 43 | 798 | 36.1 | 6.71 | 6 | 5.0 | 12 | 10.0 | 69† | 37.4 |
| Filchock | 3 | 1 | 1 | 33.3 | 0.33 | 0 | 0.0 | 0 | 0.0 | 1 | 42.4 |
| Mutryn | 1 | 1 | 40 | 100.0 | 40.00 | 0 | 0.0 | 0 | 0.0 | 40 | 118.8 |
| COLTS | 438 | 206 | 2723 | 47.0 | 6.22 | 14 | 3.2 | 31 | 7.1 | 69† | 48.3 |
| OPPONENTS | 304 | 156 | 2545 | 51.3 | 8.37 | 31 | 10.2 | 34 | 11.2 | - | 74.1 |

1953

RECORD: 3-9 COACH: KEITH MOLESWORTH

FIFTH - WESTERN CONFERENCE

HOME: 2-4 CONF: 2-8

AWAY: 1-5 NCONF: 1-1

| DATE | RESULTS | OPPONENT | ATTENDANCE | RUSHING | NO. | YDS. | AVG. | LG | TD |
|-------|---------|--------------------|------------|------------------|------------|-------------|------------|-----------|-----------|
| 9/27 | W 13-9 | CHICAGO | 23,715 | Huzvar | 119 | 515 | 4.3 | 36f | 4 |
| 10/3 | L 17-27 | DETROIT | 25,159 | Taliaferro | 102 | 479 | 4.7 | 50 | 2 |
| 10/11 | W 16-14 | @ CHICAGO | 35,316 | McPhail | 53 | 138 | 2.6 | 30 | 0 |
| 10/18 | L 14-37 | @ Green Bay | 18,713 | Young | 40 | 135 | 3.4 | 24 | 0 |
| 10/25 | W 27-17 | WASHINGTON | 34,031 | Enke | 28 | 91 | 3.3 | 25 | 0 |
| 10/31 | L 24-35 | GREEN BAY | 33,797 | Kalmanir | 16 | 53 | 3.3 | 32 | 0 |
| 11/7 | L 7-17 | @ Detroit | 46,508 | Mioduszewski | 3 | 33 | 11.0 | 25 | 0 |
| 11/15 | L 14-45 | @ Philadelphia | 27,813 | DelBello | 14 | 14 | 1.0 | 9 | 0 |
| 11/22 | L 13-21 | LOS ANGELES RAMS | 27,268 | Taseff | 1 | 1 | 1.0 | 1f | 1 |
| 11/29 | L 21-38 | SAN FRANCISCO | 26,005 | COLTS | 376 | 1459 | 3.9 | 50 | 7 |
| 12/ 5 | L 2-45 | @ Los Angeles Rams | 26,696 | OPPONENTS | 445 | 2315 | 5.2 | 66 | 21 |
| 12/13 | L 14-45 | @ San Francisco | 23,432 | | | | | | |

| TEAM STATISTICS | COLTS | OPP |
|--------------------|---------|---------|
| TOTAL FIRST DOWNS | 157 | 232 |
| Rushing | 75 | 121 |
| Passing | 66 | 95 |
| Penalty | 16 | 16 |
| TOTAL NET YARDS | 2716 | 4486 |
| Avg. Per Game | 226.3 | 373.8 |
| NET YARDS RUSHING | 1459 | 2315 |
| Avg. Per Game | 121.6 | 192.9 |
| Total Rushes | 376 | 445 |
| NET YARDS PASSING | 1257 | 2171 |
| Avg. Per Game | 104.8 | 180.9 |
| Tackled/Yards Lost | -368 | -240 |
| Gross Yards | 1625 | 2411 |
| Att./Completions | 319/126 | 321/165 |
| Completion Pct. | 39.5 | 51.4 |
| Had Intercepted | 27 | 29 |
| PUNTS/AVERAGE | 83/38.4 | 55/40.3 |
| PENALTIES/YARDS | 69/623 | 87/757 |
| FUMBLES/BALL LOST | 34/21 | 42/27 |
| TOUCHDOWNS | 23 | 46 |
| Rushing | 7 | 21 |
| Passing | 13 | 21 |
| Defense/Kicking | 1/2 | 3/1 |

| SCORE BY PERIODS | 1 | 2 | 3 | 4 | TOTAL |
|------------------|----|-----|----|----|-------|
| COLTS | 38 | 44 | 39 | 61 | 182 |
| OPPONENTS | 77 | 105 | 83 | 85 | 350 |

| SCORING | TDR | TDP | TDR1 | PAT | FG | 5 | TP |
|------------------|-----------|-----------|----------|--------------|-------------|----------|------------|
| Rechichar | 2 | 1 | | | 5-13 | | 33 |
| Huzvar | 4 | 1 | | | | | 30 |
| McPhail | | | | 21-23 | 2-5 | | 27 |
| Taliaferro | 2 | 2 | | | | | 24 |
| Young | 3 | 1 | | | | | 24 |
| Edwards | 3 | | | | | | 18 |
| Taseff | 1 | | 1 | | | | 12 |
| Embre | 1 | | | | | | 6 |
| Kalmanir | 1 | | | | | | 6 |
| Donovan | | | | | | 1 | 2 |
| COLTS | 7 | 13 | 3 | 21-23 | 7-18 | 1 | 182 |
| OPPONENTS | 21 | 21 | 4 | 45-46 | 9-16 | 1 | 350 |

| RECEIVING | NO. | YDS. | AVG. | LG | TD |
|------------------|------------|-------------|-------------|------------|-----------|
| Edwards | 35 | 312 | 8.9 | 32f | 3 |
| Embre | 23 | 272 | 11.8 | 24 | 1 |
| Taliaferro | 20 | 346 | 17.3 | 54 | 2 |
| Young | 12 | 201 | 16.8 | 49f | 3 |
| Brethauer | 10 | 133 | 13.3 | 25 | 0 |
| McPhail | 10 | 38 | 3.8 | 45 | 0 |
| Huzvar | 6 | 55 | 9.2 | 30f | 1 |
| Rechichar | 3 | 151 | 50.3 | 66f | 2 |
| Keane | 3 | 61 | 20.3 | 37 | 0 |
| Kalmanir | 3 | 31 | 10.3 | 22f | 1 |
| Shula | 1 | 6 | 6.0 | 6 | 0 |
| Marchetti | 0 | 19 | 0.0 | 19 | 0 |
| COLTS | 126 | 1625 | 12.9 | 66f | 13 |
| OPPONENTS | 165 | 2411 | 14.6 | 59 | 21 |

| INTERCEPTIONS | NO. | YDS. | AVG. | LG | TD |
|------------------|-----------|------------|-------------|------------|----------|
| Keane | 11 | 118 | 10.7 | 35 | 0 |
| Rechichar | 7 | 64 | 9.1 | 36f | 1 |
| Shula | 3 | 46 | 15.3 | 35 | 0 |
| Taseff | 3 | 36 | 12.0 | 29 | 0 |
| Pellington | 2 | 22 | 11.0 | 22 | 0 |
| Brethauer | 1 | 17 | 17.0 | 17 | 0 |
| Agase | 1 | 5 | 5.0 | 5 | 0 |
| Mioduszewski | 1 | 0 | 0.0 | 0 | 0 |
| COLTS | 29 | 308 | 10.6 | 36f | 1 |
| OPPONENTS | 27 | 469 | 17.4 | 54f | 3 |

| PUNTING | NO. | YDS. | AVG. | LG | BLK. |
|------------------|-----------|-------------|-------------|-----------|----------|
| Taliaferro | 65 | 2438 | 37.5 | 61 | 0 |
| Keane | 18 | 752 | 41.8 | 56 | 0 |
| COLTS | 83 | 3190 | 38.4 | 61 | 0 |
| OPPONENTS | 55 | 2217 | 40.3 | 65 | 0 |

| PUNT RETURNS | NO. | YDS. | AVG. | LG | TD |
|------------------|-----------|------------|------------|------------|----------|
| Taliaferro | 10 | 31 | 3.1 | 7 | 0 |
| Young | 6 | 9 | 1.5 | 9 | 0 |
| Coutre | 4 | 38 | 9.5 | 25 | 0 |
| Mioduszewski | 4 | 13 | 3.3 | 5 | 0 |
| Kalmanir | 2 | 19 | 9.5 | 14 | 0 |
| Taseff | 1 | 71 | 71.0 | 71f | 1 |
| Keane | 1 | 3 | 3.0 | 3 | 0 |
| Rechichar | 1 | 0 | 0.0 | 0 | 0 |
| COLTS | 29 | 184 | 6.3 | 71f | 1 |
| OPPONENTS | 40 | 307 | 7.7 | 74 | 1 |

| KICKOFF RETURNS | NO. | YDS. | AVG. | LG | TD |
|------------------|-----------|-------------|-------------|-------------|----------|
| Taliaferro | 16 | 331 | 20.7 | 39 | 0 |
| Young | 11 | 378 | 34.4 | 104f | 1 |
| Coutre | 9 | 266 | 29.6 | 78 | 0 |
| Taseff | 4 | 87 | 21.8 | 35 | 0 |
| Kalmanir | 3 | 51 | 17.0 | 25 | 0 |
| Jackson | 3 | 37 | 12.3 | 19 | 0 |
| Poole | 2 | 24 | 12.0 | 21 | 0 |
| Campanella | 2 | 13 | 6.5 | 13 | 0 |
| Rechichar | 1 | 28 | 28.0 | 28 | 0 |
| Mioduszewski | 1 | 25 | 25.0 | 25 | 0 |
| Finnin | 1 | 18 | 18.0 | 18 | 0 |
| COLTS | 53 | 1258 | 23.7 | 104f | 1 |
| OPPONENTS | 40 | 724 | 18.1 | 28 | 0 |

USUAL STARTERS PRO BOWLERS IN BOLDFACE

| OFFENSE | DEFENSE |
|-----------------------------|------------------------|
| WR Mel Embree | IDE Barney Poole |
| IT Ernie Blandin | LDT Art Donovan |
| LG Dick Barwegen | RDT Tom Finnin |
| C Brad Ecklund | RDE Gino Marchetti |
| RG Bill Lange | ILB Bill Pellington |
| RT Jack Little | MLB Sisto Averno |
| SE Don Edwards | RLB Alex Agase |
| RB John Huzvar | LCB Bert Rechichar |
| QB Fred Enke | RCB Don Shula |
| RB Buddy Young | LS Carl Taseff |
| RB George Taliaferro | RS Tom Keane |

| PASSING | ATT. | COMP. | YDS. | PCT. | AVG./ATT. | TD | TD% | INT. | INT.% | LG | RATING |
|------------------|------------|------------|-------------|-------------|-------------|-----------|------------|-----------|------------|-----------|-------------|
| Enke | 169 | 71 | 1054 | 42.0 | 6.24 | 8 | 4.7 | 15 | 8.9 | 55 | 41.9 |
| DelBello | 61 | 27 | 229 | 44.3 | 3.75 | 1 | 1.6 | 5 | 8.2 | 66 | 25.9 |
| Taliaferro | 55 | 15 | 211 | 27.3 | 3.84 | 2 | 3.6 | 5 | 9.1 | 45 | 17.3 |
| Mioduszewski | 30 | 11 | 113 | 36.7 | 3.77 | 2 | 6.7 | 2 | 6.7 | 17 | 42.8 |
| Flowers | 4 | 2 | 18 | 50.0 | 4.50 | 0 | 0.0 | 0 | 0.0 | 12 | 62.5 |
| COLTS | 319 | 126 | 1625 | 39.5 | 5.09 | 13 | 4.1 | 27 | 8.5 | 66 | 34.5 |
| OPPONENTS | 321 | 165 | 2411 | 51.4 | 7.51 | 21 | 6.5 | 29 | 9.0 | 59 | 60.4 |

1954

RECORD: 3-9 COACH: WEEB EWANK

SIXTH - WESTERN CONFERENCE

HOME: 2-4 CONF: 2-8

AWAY: 1-5 NCONF: 1-1

| DATE | RESULTS | OPPONENT | ATTENDANCE |
|-------|---------|--------------------|------------|
| 9/26 | L 0-48 | LOS ANGELES RAMS | 36,215 |
| 10/ 2 | W 20-14 | NEW YORK GIANTS | 27,088 |
| 10/10 | L 9-28 | @ Chicago | 27,845 |
| 10/16 | L 0-35 | @ Detroit | 48,272 |
| 10/24 | L 6-7 | GREEN BAY | 28,680 |
| 10/31 | L 21-24 | @ Washington | 23,566 |
| 11/ 6 | L 3-27 | DETROIT | 25,287 |
| 11/13 | L 13-24 | Green Bay @ Milw. | 19,786 |
| 11/21 | L 13-28 | CHICAGO | 23,093 |
| 11/28 | W 17-13 | SAN FRANCISCO | 23,875 |
| 12/ 4 | W 22-21 | @ Los Angeles Rams | 30,744 |
| 12/11 | L 7-10 | @ San Francisco | 26,856 |

| TEAM STATISTICS | | COLTS | OPP |
|--------------------|--|---------|---------|
| TOTAL FIRST DOWNS | | 169 | 234 |
| Rushing | | 66 | 95 |
| Passing | | 90 | 120 |
| Penalty | | 13 | 19 |
| TOTAL NET YARDS | | 2934 | 3930 |
| Avg. Per Game | | 244.5 | 327.5 |
| NET YARDS RUSHING | | 1275 | 1630 |
| Avg. Per Game | | 106.3 | 135.8 |
| NET YARDS PASSING | | 364 | 425 |
| Avg. Per Game | | 1659 | 2300 |
| Tackled/Yards Lost | | 139.1 | 191.7 |
| Gross Yards | | -336 | -203 |
| Att./Completions | | 1995 | 2503 |
| Completion Pct. | | 313/163 | 330/178 |
| Had Intercepted | | 52.1 | 53.9 |
| PUNTS/AVERAGE | | 22 | 20 |
| PENALTIES/YARDS | | 72/37.2 | 57/39.8 |
| FUMBLES/BALL LOST | | 71/662 | 92/834 |
| TOUCHDOWNS | | 20/12 | 28/10 |
| Rushing | | 14 | 36 |
| Passing | | 4 | 21 |
| Defense/Kicking | | 9 | 12 |
| | | 1/0 | 2/1 |

| SCORE BY PERIODS | 1 | 2 | 3 | 4 | TOTAL |
|------------------|----|----|----|----|-------|
| COLTS | 33 | 55 | 26 | 17 | 131 |
| OPPONENTS | 62 | 65 | 73 | 79 | 279 |

| SCORING | TDR | TDP | TDR% | PAT | FG | S | TP |
|------------|-----|-----|------|---------|-------|---|-------|
| Kerkorian | 1 | | | 11-12 | 5-10 | | 32 |
| Young | 2 | 3 | | | | | 30 |
| Rechichar | | | | 1-1 | 6-13 | | 19 |
| Womble | 3 | | | | | | 18 |
| Edwards | 1 | | | | | | 6 |
| Robinson | | | 1 | | | | 6 |
| Taliaferro | 1 | | | | | | 6 |
| Taseff | 1 | | | | | | 6 |
| Toth | 1 | | | | | | 6 |
| Finnin | | | | | | | 1 2 |
| COLTS | 4 | 9 | | 1 12-13 | 11-23 | | 1 131 |
| OPPONENTS | 21 | 12 | | 3 36-36 | 9-19 | | 279 |

| PASSING | ATT. | COMP. | YDS. | PCT. | AVG./ATT. | TD | TD% | INT. | INT.% | LG | RATING |
|------------|------|-------|------|-------|-----------|----|-----|------|-------|-----|--------|
| Kerkorian | 217 | 117 | 1515 | 53.9 | 6.98 | 9 | 4.2 | 12 | 5.5 | 78t | 66.9 |
| Davidson | 64 | 28 | 309 | 43.8 | 4.83 | 0 | 0.0 | 5 | 7.8 | 29 | 26.1 |
| Enke | 28 | 17 | 171 | 60.7 | 6.11 | 0 | 0.0 | 3 | 10.7 | 42 | 38.5 |
| Taliaferro | 2 | 0 | 0 | 0.0 | 0.00 | 0 | 0.0 | 1 | 50.0 | 0 | 0.0 |
| Keane | 1 | 1 | 0 | 100.0 | 0.00 | 0 | 0.0 | 0 | 0.0 | 0 | 79.2 |
| Toth | 1 | 0 | 0 | 0.0 | 0.00 | 0 | 0.0 | 1 | 100.0 | 0 | 0.0 |
| COLTS | 313 | 163 | 1995 | 52.1 | 5.09 | 9 | 2.9 | 22 | 7.0 | 78t | 52.3 |
| OPPONENTS | 330 | 178 | 2503 | 53.9 | 7.58 | 12 | 3.6 | 20 | 6.1 | 80t | 65.5 |

| RUSHING | NO. | YDS. | AVG. | LG | TD |
|------------|-----|------|------|-----|----|
| Young | 70 | 311 | 4.4 | 57t | 2 |
| Toth | 86 | 303 | 3.5 | 15 | 1 |
| Taseff | 41 | 228 | 5.0 | 32 | 0 |
| Womble | 60 | 174 | 2.9 | 24 | 0 |
| Taliaferro | 48 | 157 | 3.3 | 29 | 0 |
| Kerkorian | 22 | 36 | 1.6 | 11 | 1 |
| Davidson | 11 | 31 | 2.8 | 15 | 0 |
| Huzvar | 19 | 29 | 1.5 | 6 | 0 |
| Shula | 2 | 3 | 1.5 | 3 | 0 |
| Enke | 5 | 3 | 0.6 | 5 | 0 |
| COLTS | 364 | 1275 | 3.5 | 57t | 4 |
| OPPONENTS | 425 | 1630 | 3.8 | 38 | 21 |

| RECEIVING | NO. | YDS. | AVG. | LG | TD |
|-------------|-----|------|------|-----|----|
| Edwards | 40 | 531 | 13.3 | 42 | 1 |
| Colteryahn | 30 | 384 | 12.8 | 21 | 0 |
| Womble | 30 | 338 | 11.3 | 78t | 3 |
| Taseff | 16 | 159 | 9.9 | 30 | 1 |
| Young | 15 | 272 | 18.1 | 78t | 3 |
| Taliaferro | 14 | 122 | 8.7 | 29t | 1 |
| Toth | 11 | 51 | 4.6 | 13 | 0 |
| Bighead | 6 | 89 | 14.8 | 25 | 0 |
| Mutscheller | 1 | 49 | 49.0 | 49 | 0 |
| COLTS | 163 | 1995 | 12.2 | 78t | 9 |
| OPPONENTS | 178 | 2503 | 14.1 | 80t | 12 |

| INTERCEPTIONS | NO. | YDS. | AVG. | LG | TD |
|---------------|-----|------|------|----|----|
| Shula | 5 | 84 | 16.8 | 25 | 0 |
| Keane | 5 | 22 | 4.4 | 9 | 0 |
| Eggers | 3 | 18 | 6.0 | 10 | 0 |
| Rechichar | 2 | 27 | 13.5 | 21 | 0 |
| Taseff | 2 | 15 | 7.5 | 15 | 0 |
| Leberman | 2 | 0 | 0.0 | 0 | 0 |
| Campanella | 1 | 0 | 0.0 | 0 | 0 |
| COLTS | 20 | 166 | 8.3 | 25 | 0 |
| OPPONENTS | 22 | 232 | 10.5 | 50 | 1 |

| PUNTING | NO. | YDS. | AVG. | LG | BLK. |
|-----------|-----|------|------|----|------|
| Davidson | 72 | 2680 | 37.2 | 55 | 1 |
| COLTS | 72 | 2680 | 37.2 | 55 | 1 |
| OPPONENTS | 57 | 2266 | 39.8 | 63 | 0 |

| PUNT RETURNS | NO. | YDS. | AVG. | LG | TD |
|--------------|-----|------|------|----|----|
| Young | 14 | 60 | 4.3 | 16 | 0 |
| Taseff | 8 | 52 | 6.5 | 13 | 0 |
| Rechichar | 6 | 22 | 3.7 | 9 | 0 |
| Taliaferro | 5 | 34 | 6.8 | 18 | 0 |
| COLTS | 33 | 168 | 5.1 | 18 | 0 |
| OPPONENTS | 45 | 150 | 3.3 | 39 | 0 |

| KICKOFF RETURNS | NO. | YDS. | AVG. | LG | TD |
|-----------------|-----|------|------|----|----|
| Young | 13 | 308 | 23.7 | 30 | 0 |
| Womble | 9 | 170 | 18.9 | 27 | 0 |
| Taseff | 7 | 167 | 23.9 | 35 | 0 |
| Taliaferro | 7 | 134 | 19.1 | 24 | 0 |
| Rechichar | 3 | 26 | 8.7 | 12 | 0 |
| Pellington | 2 | 26 | 13.0 | 14 | 0 |
| Robinson | 1 | 19 | 19.0 | 19 | 0 |
| Langas | 1 | 18 | 18.0 | 18 | 0 |
| Joyce | 1 | 13 | 13.0 | 13 | 0 |
| Toth | 1 | 13 | 13.0 | 13 | 0 |
| McMillan | 1 | 5 | 5.0 | 5 | 0 |
| Huzvar | 1 | 0 | 0.0 | 0 | 0 |
| Radosevich | 1 | 0 | 0.0 | 0 | 0 |
| COLTS | 48 | 899 | 18.7 | 35 | 0 |
| OPPONENTS | 29 | 587 | 20.2 | 40 | 0 |

USUAL STARTERS

PRO BOWLERS IN BOLDFACE

| OFFENSE | DEFENSE |
|-----------------------|---------------------------|
| WR Lloyd Colteryahn | LDE Gino Marchetti |
| IT Ken Jackson | LDT Art Donovan |
| LG Art Spinney | RDT Tom Finnin |
| C Buzz Nutter | RDE Don Joyce |
| RG Alex Sandusky | LLB Bill Pellington |
| RT Jack Little | MLB Joe Campanella |
| SE Dan Edwards | RLB Doug Eggers |
| RB Zollie Toth | LCB Carl Taseff |
| QB Gary Kerkorian | RCB Don Shula |
| RB Buddy Young | LS Tom Keane |
| RB Royce Womble | RS Bert Rechichar |

1955

RECORD: 5-6-1 COACH: WEBB EWANK

FOURTH - WESTERN CONFERENCE

HOME: 4-1-1 CONF: 5-4-1

AWAY: 1-5 NCONF: 0-2

| DATE | RESULTS | OPPONENT | ATTENDANCE | RUSHING | NO. | YDS. | AVG. | LG | TD | PUNT RETURNS | NO. | YDS. | AVG. | LG | TD | |
|-------|---------|----------|--------------------|---------|------------------|------------|-------------|------------|------------|--------------|------------------------|------------|-------------|-------------|-----------|-----------|
| 9/25 | W | 23-17 | CHICAGO | 36,167 | Ameche | 213 | 961 | 4.5 | 79i | 9 | Rechichar | 30 | 121 | 4.0 | 24 | 0 |
| 10/1 | W | 28-13 | DETROIT | 40,030 | Dupre | 88 | 338 | 3.8 | 60 | 1 | Taseff | 14 | 46 | 3.3 | 20 | 0 |
| 10/8 | W | 24-20 | Green Bay @ Milw. | 40,199 | Show | 68 | 301 | 4.4 | 37 | 3 | Pellington | 1 | 6 | 6.0 | 6 | 0 |
| 10/16 | L | 10-38 | @ Chicago | 40,184 | Young, B. | 32 | 87 | 2.7 | 25 | 1 | Young, D. | 1 | 3 | 3.0 | 3 | 0 |
| 10/23 | L | 13-14 | WASHINGTON | 51,587 | Young, D. | 17 | 39 | 2.3 | 10 | 0 | Palera | 1 | 2 | 2.0 | 2 | 0 |
| 10/29 | W | 14-10 | GREEN BAY | 34,411 | Shields | 10 | 34 | 3.4 | 14 | 0 | Young, B. | 1 | 0 | 0.0 | 0 | 0 |
| 11/5 | L | 14-24 | @ Detroit | 53,874 | Hugasion | 12 | 34 | 2.8 | 15 | 0 | COLTS | 48 | 178 | 3.7 | 24 | 0 |
| 11/13 | L | 7-17 | @ New York Giants | 33,982 | Kerkorian | 6 | 20 | 3.7 | 12 | 1 | OPPONENTS | 37 | 71 | 1.9 | 11 | 0 |
| 11/20 | T | 17-17 | LOS ANGELES RAMS | 41,146 | Renfro | 4 | 13 | 3.3 | 5 | 0 | KICKOFF RETURNS | NO. | YDS. | AVG. | LG | TD |
| 11/27 | W | 26-14 | SAN FRANCISCO | 33,485 | Bryan | 2 | 4 | 2.0 | 8 | 0 | Rechichar | 9 | 235 | 26.1 | 59 | 0 |
| 12/4 | L | 14-20 | @ Los Angeles Rams | 37,024 | Womble | 4 | 2 | 0.5 | 4 | 0 | Young, B. | 7 | 122 | 24.7 | 43 | 0 |
| 12/11 | L | 24-35 | @ San Francisco | 35,371 | COLTS | 456 | 1833 | 4.0 | 79i | 15 | Taseff | 9 | 262 | 23.1 | 38 | 0 |
| | | | | | OPPONENTS | 448 | 2035 | 4.5 | 81i | 18 | White | 4 | 142 | 35.5 | 54 | 0 |

| TEAM STATISTICS | COLTS | OPP |
|--------------------|---------|---------|
| TOTAL FIRST DOWNS | 206 | 234 |
| Rushing | 93 | 120 |
| Passing | 92 | 98 |
| Penalty | 21 | 16 |
| TOTAL NET YARDS | 3464 | 4122 |
| Avg. Per Game | 288.3 | 343.5 |
| NET YARDS RUSHING | 1833 | 2035 |
| Avg. Per Game | 152.8 | 169.6 |
| Total Rushes | 456 | 448 |
| NET YARDS PASSING | 1631 | 2087 |
| Avg. Per Game | 135.9 | 173.9 |
| Tackled/Yards Lost | -164 | -201 |
| Gross Yards | 1795 | 2288 |
| Att./Completions | 266/134 | 320/158 |
| Completion Pct. | 50.4 | 49.4 |
| Had Intercepted | 22 | 19 |
| PUNTS/AVERAGE | 55/39.3 | 56/39.9 |
| PENALTIES/YARDS | 59/565 | 69/681 |
| TOUCHDOWNS | 18/8 | 24/14 |
| Rushing | 26 | 30 |
| Passing | 15 | 18 |
| Defense/Kicking | 11 | 12 |
| | 0/0 | 0/0 |

| RECEIVING | NO. | YDS. | AVG. | LG | TD |
|------------------|------------|-------------|-------------|------------|-----------|
| Mutscheller | 33 | 518 | 15.7 | 48 | 7 |
| Ameche | 27 | 141 | 5.2 | 18 | 0 |
| Colteryahn | 21 | 251 | 12.0 | 22 | 3 |
| Young, B. | 19 | 426 | 22.4 | 82i | 1 |
| Berry | 13 | 205 | 15.8 | 45 | 1 |
| Dupre | 10 | 153 | 15.3 | 30 | 0 |
| Hugasion | 3 | 32 | 10.7 | 13 | 0 |
| Shields | 3 | 27 | 9.0 | 19 | 0 |
| Young, D. | 2 | 15 | 7.5 | 11 | 0 |
| Womble | 1 | 14 | 14.0 | 14 | 0 |
| Pellington | 1 | 10 | 10.0 | 10 | 0 |
| Taseff | 1 | 3 | 3.0 | 3 | 0 |
| COLTS | 134 | 1795 | 13.4 | 82i | 11 |
| OPPONENTS | 158 | 2288 | 14.5 | 60 | 12 |

| INTERCEPTIONS | NO. | YDS. | AVG. | LG | TD |
|------------------|-----------|------------|-------------|-----------|----------|
| Rechichar | 6 | 109 | 18.2 | 40 | 0 |
| Shula | 5 | 64 | 12.8 | 31 | 0 |
| Campanella | 2 | 35 | 17.5 | 23 | 0 |
| Pellington | 2 | 17 | 8.5 | 12 | 0 |
| Thomas | 1 | 23 | 23.0 | 23 | 0 |
| Palera | 1 | 8 | 8.0 | 8 | 0 |
| Bryan | 1 | 4 | 4.0 | 4 | 0 |
| Taseff | 1 | 0 | 0.0 | 0 | 0 |
| COLTS | 19 | 260 | 13.7 | 40 | 0 |
| OPPONENTS | 22 | 269 | 12.2 | 39 | 0 |

| USUAL STARTERS | | PRO BOWLERS IN BOLDFACE | |
|-------------------------|---------------------------|-------------------------|---------------------|
| OFFENSE | DEFENSE | OFFENSE | DEFENSE |
| WR Lloyd Colteryahn | LDE Gino Marchetti | WR Art Donovan | RT Tom Finin |
| LT George Radoszewich | LDT Art Donovan | LG Art Spinney | RDE Don Joyce |
| LG Art Spinney | RDE Don Joyce | C Dick Szymanski | LLB Bill Pellington |
| C Dick Szymanski | LLB Bill Pellington | RG Alex Sandusky | MLB Joe Campanella |
| RG Alex Sandusky | MLB Joe Campanella | RT George Preas | RLB Doug Eggers |
| RT George Preas | RLB Doug Eggers | TE Jim Mutscheller | QB Buddy Young |
| TE Jim Mutscheller | QB Buddy Young | QB George Shaw | RCB Don Shula |
| QB Buddy Young | RCB Don Shula | RB Alan Ameche | LS Carl Taseff |
| RB Alan Ameche | LS Carl Taseff | RB L.G. Dupre | RS Jesse Thomas |
| RB L.G. Dupre | RS Jesse Thomas | | |

| SCORE BY PERIODS | 1 | 2 | 3 | 4 | TOTAL |
|------------------|----|----|----|----|-------|
| COLTS | 54 | 44 | 57 | 59 | 214 |
| OPPONENTS | 36 | 72 | 69 | 62 | 239 |

| SCORING | TDR | TDP | TDRT | PAT | FG | S | TP |
|------------------|-----------|-----------|--------------|--------------|----|---|------------|
| Rechichar | | | 25-26 | 10-24 | | | 55 |
| Ameche | 9 | | | | | | 54 |
| Mutscheller | 7 | | | | | | 42 |
| Colteryahn | 3 | | | | | | 18 |
| Show | 3 | | | | | | 18 |
| Young, B. | 1 | 1 | | | | | 12 |
| Kerkorian | 1 | | | 1-2 | | | 9 |
| Dupre | 1 | | | | | | 6 |
| COLTS | 15 | 11 | 25-26 | 11-26 | | | 214 |
| OPPONENTS | 18 | 12 | 29-30 | 10-14 | | | 239 |

| PUNTING | NO. | YDS. | AVG. | LG | BLK. |
|------------------|-----------|-------------|-------------|-----------|----------|
| Brethauer | 55 | 2161 | 39.3 | 56 | 0 |
| COLTS | 55 | 2161 | 39.3 | 56 | 0 |
| OPPONENTS | 56 | 2234 | 39.9 | 63 | 0 |

| PASSING | ATT. | COMP. | YDS. | PCT. | AVG./ATT. | TD | TD% | INT. | INT.% | LG | RATING |
|------------------|------------|------------|-------------|-------------|-------------|-----------|------------|-----------|------------|------------|-------------|
| Show | 237 | 119 | 1586 | 50.2 | 6.69 | 10 | 4.2 | 19 | 8.0 | 82i | 52.5 |
| Kerkorian | 29 | 15 | 209 | 51.7 | 7.21 | 1 | 3.5 | 3 | 10.3 | 48 | 47.1 |
| COLTS | 266 | 134 | 1795 | 50.4 | 6.75 | 11 | 4.1 | 22 | 8.3 | 82i | 51.5 |
| OPPONENTS | 320 | 158 | 2288 | 49.4 | 7.15 | 12 | 3.8 | 19 | 5.9 | 60 | 60.8 |

1956

RECORD: 5-7 COACH: WEEB EWANK

FOURTH - WESTERN CONFERENCE

HOME: 4-2 CONF: 3-7

AWAY: 1-5 NCONF: 2-0

| DATE | RESULTS | OPPONENT | ATTENDANCE |
|-------|---------|--------------------|------------|
| 9/30 | W 28-21 | CHICAGO | 45,221 |
| 10/6 | L 14-31 | DETROIT | 42,622 |
| 10/14 | L 33-38 | Green Bay @ Milw. | 24,214 |
| 10/21 | L 27-58 | @ Chicago | 48,364 |
| 10/28 | W 28-21 | GREEN BAY | 40,086 |
| 11/11 | W 21-7 | @ Cleveland | 42,404 |
| 11/18 | L 3-27 | @ Detroit | 55,788 |
| 11/25 | W 56-21 | LOS ANGELES RAMS | 40,321 |
| 12/2 | L 17-20 | SAN FRANCISCO | 37,227 |
| 12/9 | L 7-31 | @ Los Angeles Rams | 51,037 |
| 12/16 | L 17-30 | @ San Francisco | 43,791 |
| 12/23 | W 19-17 | WASHINGTON | 32,944 |

| TEAM STATISTICS | COLTS | OPP |
|--------------------|---------|---------|
| TOTAL FIRST DOWNS | 216 | 238 |
| Rushing | 106 | 109 |
| Passing | 99 | 115 |
| Penalty | 11 | 14 |
| TOTAL NET YARDS | 4125 | 4176 |
| Avg. Per Game | 343.8 | 348.0 |
| NET YARDS RUSHING | 2204 | 1916 |
| Avg. Per Game | 183.7 | 159.7 |
| Total Rushes | 432 | 447 |
| NET YARDS PASSING | 1921 | 2260 |
| Avg. Per Game | 160.1 | 188.3 |
| Tackled/Yards Lost | -289 | -203 |
| Gross Yards | 2210 | 2463 |
| Air./Completions | 279/158 | 297/165 |
| Completion Pct. | 56.6 | 55.6 |
| Had Intercepted | 18 | 13 |
| PUNTS/AVERAGE | 58/38.4 | 56/44.4 |
| PENALTIES/YARDS | 53/507 | 62/486 |
| FUMBLES/BALL LOST | 18/14 | 23/15 |
| TOUCHDOWNS | 38 | 43 |
| Rushing | 21 | 16 |
| Passing | 14 | 22 |
| Defense/Kicking | 1/2 | 3/2 |

| SCORE BY PERIODS | 1 | 2 | 3 | 4 | TOTAL |
|------------------|----|-----|----|----|-------|
| COLTS | 55 | 103 | 51 | 61 | 270 |
| OPPONENTS | 80 | 64 | 83 | 95 | 322 |

| SCORING | TDR | TDP | TDRT | PAT | FG | S | TP |
|-------------|-----|-----|------|-------|------|---|-----|
| Moore | 8 | 1 | | | | | 54 |
| Ameche | 8 | | | | | | 48 |
| Mutscheller | | 6 | | | | | 36 |
| Dupre | 2 | 2 | | | | | 24 |
| Feanster | | | | 24-26 | 0-3 | | 24 |
| Vessels | 2 | 1 | | | | | 18 |
| Rechichar | | | | 8-10 | 3-13 | | 17 |
| Berry | | 2 | | | | | 12 |
| Taseff | | | 2 | | | | 12 |
| Womble | | 2 | | | | | 12 |
| Thomas | | | 1 | | | | 6 |
| Unitas | | 1 | | | | | 6 |
| Kerkorian | | | | 1-2 | | | 1 |
| COLTS | 21 | 14 | 3 | 33-38 | 3-16 | | 270 |
| OPPONENTS | 16 | 22 | 5 | 40-43 | 8-19 | | 322 |

| RUSHING | NO. | YDS. | AVG. | LG | TD |
|-----------|-----|------|------|-----|----|
| Ameche | 178 | 858 | 4.8 | 43 | 8 |
| Moore | 86 | 649 | 7.5 | 79† | 8 |
| Vessels | 44 | 215 | 4.9 | 31 | 2 |
| Dupre | 49 | 182 | 3.7 | 21 | 2 |
| Unitas | 28 | 155 | 5.5 | 34 | 1 |
| Womble | 20 | 72 | 3.6 | 12 | 0 |
| Show | 20 | 63 | 3.2 | 19 | 0 |
| Young, D. | 5 | 7 | 1.4 | 3 | 0 |
| Taseff | 1 | 2 | 2.0 | 2 | 0 |
| Rechichar | 1 | 1 | 1.0 | 1 | 0 |
| COLTS | 432 | 2204 | 5.1 | 79† | 21 |
| OPPONENTS | 447 | 1916 | 4.3 | 33 | 16 |

| RECEIVING | NO. | YDS. | AVG. | LG | TD |
|-------------|-----|------|------|-----|----|
| Mutscheller | 44 | 715 | 16.3 | 53† | 6 |
| Berry | 37 | 601 | 16.2 | 54 | 2 |
| Ameche | 26 | 189 | 7.3 | 22 | 0 |
| Dupre | 16 | 216 | 13.5 | 49† | 2 |
| Vessels | 11 | 177 | 16.1 | 30 | 1 |
| Moore | 11 | 102 | 9.3 | 27 | 1 |
| Womble | 9 | 180 | 20.0 | 43† | 2 |
| Colleyahyn | 3 | 29 | 9.7 | 16 | 0 |
| Unitas | 1 | 1 | 1.0 | 1 | 0 |
| COLTS | 158 | 2210 | 14.0 | 54 | 14 |
| OPPONENTS | 165 | 2463 | 14.9 | 77† | 22 |

| INTERCEPTIONS | NO. | YDS. | AVG. | LG | TD |
|---------------|-----|------|------|-----|----|
| Rechichar | 4 | 63 | 15.8 | 42 | 0 |
| Thomas | 2 | 36 | 18.0 | 23 | 0 |
| Taseff | 2 | 13 | 6.5 | 8 | 0 |
| Patena | 2 | 10 | 5.0 | 10 | 0 |
| Eggers | 1 | 6 | 6.0 | 6 | 0 |
| Pellington | 1 | 4 | 4.0 | 4 | 0 |
| Shula | 1 | 2 | 2.0 | 2 | 0 |
| COLTS | 13 | 134 | 10.3 | 42 | 0 |
| OPPONENTS | 18 | 275 | 15.3 | 56† | 2 |

| PUNTING | NO. | YDS. | AVG. | LG | BLK. |
|-----------|-----|------|------|----|------|
| Rechichar | 33 | 1276 | 38.7 | 56 | 0 |
| Dupre | 25 | 953 | 38.1 | 54 | 0 |
| COLTS | 58 | 2229 | 38.4 | 56 | 0 |
| OPPONENTS | 56 | 2489 | 44.4 | 70 | 0 |

| PUNT RETURNS | NO. | YDS. | AVG. | LG | TD |
|--------------|-----|------|------|-----|----|
| Taseff | 27 | 233 | 8.6 | 90† | 1 |
| Moore | 8 | 38 | 4.8 | 15 | 0 |
| Rechichar | 5 | 10 | 2.0 | 7 | 0 |
| Nyers | 2 | 16 | 8.0 | 16 | 0 |
| COLTS | 42 | 297 | 7.1 | 90† | 1 |
| OPPONENTS | 39 | 153 | 3.9 | 67† | 2 |

| KICKOFF RETURNS | NO. | YDS. | AVG. | LG | TD |
|-----------------|-----|------|------|------|----|
| Vessels | 16 | 379 | 23.7 | 42 | 0 |
| Moore | 10 | 129 | 12.9 | 21 | 0 |
| Taseff | 9 | 206 | 22.9 | 34 | 0 |
| Dupre | 7 | 148 | 21.1 | 35 | 0 |
| Nyers | 3 | 69 | 23.0 | 35 | 0 |
| Young, D. | 3 | 40 | 13.3 | 18 | 0 |
| Ameche | 2 | 38 | 19.0 | 25 | 0 |
| Sandusky | 1 | 24 | 24.0 | 24 | 0 |
| Spinney | 1 | 10 | 10.0 | 10 | 0 |
| Pellington | 1 | 0 | 0.0 | 0 | 0 |
| Shula | 1 | 0 | 0.0 | 0 | 0 |
| COLTS | 54 | 1043 | 19.3 | 42 | 0 |
| OPPONENTS | 43 | 1015 | 23.6 | 103† | 1 |

USUAL STARTERS PRO BOWLERS IN BOLDFACE

| OFFENSE | DEFENSE |
|-----------------------|---------------------------|
| WR Raymond Berry | LDE Gino Marchetti |
| LT Ken Jackson | LDT Art Donovan |
| LG Art Spinney | RDT Tom Finin |
| C Buzz Nutter | RDE Don Joyce |
| RG Alex Sandusky | ILB Bill Pellington |
| RT George Preas | MLB Joe Campanella |
| TE Jim Mutscheller | RLB Doug Eggers |
| QB Lenny Moore | LCB Bert Rechichar |
| QB John Unitas | RCB Don Shula |
| RB Alan Ameche | LS Carl Taseff |
| RB L. G. Dupre | RS Jesse Thomas |

| PASSING | ATT. | COMP. | YDS. | PCT. | AVG./ATT. | TD | TD% | INT. | INT. % | LG | RATING |
|-----------|------|-------|------|-------|-----------|----|------|------|--------|-----|--------|
| Unitas | 198 | 110 | 1498 | 55.6 | 7.57 | 9 | 4.6 | 10 | 5.1 | 54 | 74.0 |
| Show | 75 | 45 | 645 | 60.0 | 8.60 | 3 | 4.0 | 7 | 9.3 | 49† | 62.4 |
| Moore | 4 | 1 | 8 | 25.0 | 2.00 | 1 | 25.0 | 1 | 25.0 | 8† | 39.6 |
| Kerkorian | 2 | 2 | 59 | 100.0 | 29.50 | 1 | 0.0 | 0 | 0.0 | 40 | 158.3 |
| COLTS | 279 | 158 | 2210 | 56.6 | 7.92 | 14 | 5.0 | 18 | 6.5 | 54 | 72.1 |
| OPPONENTS | 297 | 165 | 2463 | 55.6 | 8.29 | 22 | 7.4 | 13 | 4.4 | 77† | 89.3 |

1957

RECORD: 7-5 COACH: WEEB EWANK

THIRD - WESTERN CONFERENCE

HOME: 4-2 CONF: 6-4

AWAY: 3-3 CONNF: 1-1

| DATE | RESULTS | OPPONENT | ATTENDANCE | RUSHING | NO. | YDS. | AVG. | LG | TD |
|-------|---------|--------------------|------------|------------------|------------|-------------|------------|-----------|-----------|
| 9/29 | W 34-14 | DETROIT | 40,112 | Ameche | 144 | 493 | 3.4 | 49 | 5 |
| 10/ 5 | W 20-10 | CHICAGO | 46,558 | Moore | 98 | 488 | 5.0 | 55 | 3 |
| 10/13 | W 45-17 | Green Bay @ Milw. | 26,322 | Dupre | 101 | 375 | 3.7 | 22 | 2 |
| 10/20 | L 27-31 | @ Detroit | 55,764 | Unitas | 42 | 171 | 4.1 | 24 | 1 |
| 10/27 | L 21-24 | GREEN BAY | 48,510 | Call | 33 | 145 | 4.4 | 24 | 0 |
| 11/ 3 | L 13-19 | PITTSBURGH | 42,575 | Show | 5 | 30 | 6.0 | 11 | 1 |
| 11/10 | W 21-17 | @ Washington | 33,149 | Pricer | 2 | 18 | 9.0 | 14 | 0 |
| 11/17 | W 29-14 | @ Chicago | 47,168 | Wamble | 7 | 18 | 2.6 | 7 | 0 |
| 11/24 | W 27-21 | SAN FRANCISCO | 50,073 | Myhra | 1 | 1 | 1.0 | 1 | 0 |
| 12/ 1 | W 31-14 | LOS ANGELES RAMS | 52,060 | Nyers | 1 | 4 | 4.0 | 4 | 0 |
| 12/ 8 | L 13-17 | @ San Francisco | 59,950 | COLTS | 434 | 1735 | 4.0 | 55 | 12 |
| 12/15 | L 21-37 | @ Los Angeles Rams | 52,560 | OPPONENTS | 375 | 1174 | 3.1 | 57 | 10 |

| KICKOFF RETURNS | NO. | YDS. | AVG. | LG | TD |
|------------------|-----------|-------------|-------------|-----------|----------|
| Nyers | 17 | 350 | 20.6 | 46 | 0 |
| Call | 14 | 329 | 23.5 | 45 | 0 |
| Davidson | 5 | 79 | 15.8 | 21 | 0 |
| Pricer | 2 | 40 | 20.0 | 23 | 0 |
| Owens | 1 | 23 | 23.0 | 23 | 0 |
| Myhra | 1 | 19 | 19.0 | 19 | 0 |
| Moore, H. | 1 | 16 | 16.0 | 16 | 0 |
| Rechichar | 1 | 0 | 0.0 | 0 | 0 |
| Moore, L. | 0 | 92 | 0.0 | 92 | 1 |
| COLTS | 42 | 948 | 22.6 | 92 | 1 |
| OPPONENTS | 49 | 1120 | 22.9 | 64 | 0 |

| TEAM STATISTICS | COLTS | OPP |
|--------------------|---------|---------|
| TOTAL FIRST DOWNS | 222 | 204 |
| Rushing | 91 | 69 |
| Passing | 117 | 118 |
| Penalty | 14 | 17 |
| TOTAL NET YARDS | 4123 | 3406 |
| Avg. Per Game | 343.6 | 283.8 |
| NET YARDS RUSHING | 1735 | 1174 |
| Avg. Per Game | 144.6 | 97.8 |
| Total Rushes | 434 | 375 |
| NET YARDS PASSING | 2388 | 2232 |
| Avg. Per Game | 199.0 | 186.0 |
| Tackled/Yards Lost | -220 | -316 |
| Gross Yards | 2608 | 2548 |
| Att./Completions | 314/177 | 342/175 |
| Completion Pct. | 56.4 | 51.2 |
| Had Intercepted | 19 | 28 |
| PUNTS/AVERAGE | 55/34.5 | 56/42.5 |
| PENALTIES/YARDS | 67/712 | 60/546 |
| FUMBLES/BALL LOST | 22/12 | 29/12 |
| TOUCHDOWNS | 41 | 29 |
| Rushing | 12 | 10 |
| Passing | 25 | 19 |
| Defense/Kicking | 3/1 | 0/0 |

| RECEIVING | NO. | YDS. | AVG. | LG | TD |
|------------------|------------|-------------|-------------|-----------|-----------|
| Berry | 47 | 800 | 17.0 | 67 | 6 |
| Moore | 40 | 687 | 17.2 | 82 | 7 |
| Mutscheller | 32 | 558 | 17.4 | 66 | 8 |
| Dupre | 32 | 339 | 10.6 | 43 | 2 |
| Ameche | 15 | 137 | 9.1 | 40 | 2 |
| Wamble | 7 | 69 | 9.9 | 37 | 0 |
| Call | 4 | 18 | 4.5 | 8 | 0 |
| COLTS | 177 | 2608 | 14.7 | 82 | 25 |
| OPPONENTS | 175 | 2548 | 14.6 | 75 | 19 |

| INTERCEPTIONS | NO. | YDS. | AVG. | LG | TD |
|------------------|-----------|------------|-------------|-----------|----------|
| Davis | 10 | 219 | 21.9 | 75 | 2 |
| Rechichar | 5 | 33 | 6.6 | 21 | 0 |
| Nelson | 5 | 29 | 5.8 | 13 | 0 |
| Shinnick | 2 | 31 | 15.5 | 22 | 0 |
| Patera | 1 | 16 | 16.0 | 16 | 0 |
| DeCarlo | 1 | 14 | 14.0 | 14 | 0 |
| Toseff | 1 | 7 | 7.0 | 7 | 0 |
| Joyce | 1 | 0 | 0.0 | 0 | 0 |
| Moore | 1 | 0 | 0.0 | 0 | 0 |
| Thomas | 1 | 0 | 0.0 | 0 | 0 |
| COLTS | 28 | 349 | 12.5 | 75 | 2 |
| OPPONENTS | 19 | 180 | 9.5 | 28 | 0 |

| SCORE BY PERIODS | 1 | 2 | 3 | 4 | TOTAL |
|------------------|-----------|-----------|-----------|-----------|------------|
| COLTS | 82 | 65 | 70 | 86 | 303 |
| OPPONENTS | 34 | 75 | 28 | 98 | 235 |

| SCORING | TDR | TDP | TDRT | PAT | FG | S | TP |
|------------------|-----------|-----------|----------|--------------|--------------|---|--------------|
| Moore | 3 | 7 | 1 | | | | 66 |
| Mutscheller | | | 8 | | | | 48 |
| Ameche | 5 | 2 | | | | | 42 |
| Berry | | | 6 | | | | 36 |
| Rechichar | | | | 22-25 | 3-13 | | 31 |
| Myhra | | | | 14-16 | 4-6 | | 26 |
| Dupre | 2 | 2 | | | | | 24 |
| Davis | | | 2 | | | | 12 |
| Marchetti | | | 1 | | | | 6 |
| Shaw | 1 | | | | | | 6 |
| Unitas | 1 | | | | | | 6 |
| COLTS | 12 | 25 | 4 | 36-41 | 7-19 | | 303 |
| OPPONENTS | 10 | 19 | 0 | 29-29 | 10-21 | | 1 235 |

| PUNTING | NO. | YDS. | AVG. | LG | BLK. |
|------------------|-----------|-------------|-------------|-----------|----------|
| Davidson | 47 | 1664 | 35.4 | 56 | 0 |
| Rechichar | 5 | 157 | 31.4 | 51 | 0 |
| Dupre | 3 | 75 | 25.0 | 38 | 0 |
| COLTS | 55 | 1896 | 34.5 | 56 | 0 |
| OPPONENTS | 56 | 2380 | 42.5 | 76 | 0 |

| PUNT RETURNS | NO. | YDS. | AVG. | LG | TD |
|------------------|-----------|------------|------------|-----------|----------|
| Rechichar | 22 | 71 | 3.2 | 22 | 0 |
| Toseff | 7 | 60 | 8.6 | 49 | 0 |
| Moore | 2 | 0 | 0.0 | 0 | 0 |
| Shinnick | 1 | 2 | 2.0 | 2 | 0 |
| Davis | 1 | 0 | 0.0 | 0 | 0 |
| COLTS | 33 | 133 | 4.0 | 49 | 0 |
| OPPONENTS | 34 | 109 | 3.2 | 28 | 0 |

USUAL STARTERS

PRO BOWLERS IN BOLDFACE

| OFFENSE | DEFENSE |
|---------------------------|---------------------------|
| WR Raymond Berry | LDE Gino Marchetti |
| LT Jim Parker | LDT Art Donovan |
| LG Art Spinney | RDT Gene Lipscomb |
| C Buzz Nutter | RDE Don Joyce |
| RG Alex Sandusky | LLB Don Shinnick |
| RT George Preas | MLB Jack Patera |
| TE Jim Mutscheller | RLB Doug Eggers |
| RB Lenny Moore | LCB Carl Toseff |
| QB John Unitas | RCB Mill Davis |
| RB Alan Ameche | LS Andy Nelson |
| RB L.G. Dupre | RS Bert Rechichar |

| PASSING | ATT. | COMP. | YDS. | PCT. | AVG./ATT. | TD | TD% | INT. | INT.% | LG | RATING |
|------------------|------------|------------|-------------|-------------|-------------|-----------|------------|-----------|------------|-----------|-------------|
| Unitas | 301 | 172 | 2550 | 57.1 | 8.47 | 24 | 8.0 | 17 | 5.7 | 82 | 88.0 |
| Shaw | 9 | 5 | 58 | 55.6 | 6.44 | 1 | 11.1 | 1 | 11.1 | 17 | 72.7 |
| Davidson | 2 | 0 | 0 | 0.0 | 0.00 | 0 | 0.0 | 1 | 0.0 | 0 | 0.0 |
| Moore | 2 | 0 | 0 | 0.0 | 0.00 | 0 | 0.0 | 0 | 0.0 | 0 | 39.6 |
| COLTS | 314 | 177 | 2608 | 56.4 | 8.31 | 25 | 8.0 | 19 | 6.1 | 82 | 85.0 |
| OPPONENTS | 342 | 175 | 2548 | 51.2 | 7.45 | 19 | 5.6 | 28 | 8.2 | 75 | 60.2 |

1958

WORLD CHAMPIONS

RECORD: 9-3 COACH: WEEB EWANK

FIRST - WESTERN CONFERENCE

HOME: 6-0 CONF: 8-2

AWAY: 3-3 NCONF: 1-1

| DATE | RESULTS | OPPONENT | ATTENDANCE |
|-------|---------|----------------------|------------|
| 9/28 | W 28-15 | DETROIT | 48,377 |
| 10/ 4 | W 51-38 | CHICAGO | 52,622 |
| 10/12 | W 24-17 | Green Bay @ Milw. | 24,553 |
| 10/19 | W 40-14 | @ Detroit | 55,190 |
| 10/26 | W 35-10 | WASHINGTON | 54,403 |
| 11/ 2 | W 56-0 | GREEN BAY | 51,333 |
| 11/ 9 | L 21-24 | @ New York Giants | 71,164 |
| 11/16 | W 17-0 | @ Chicago | 48,664 |
| 11/23 | W 34-7 | LOS ANGELES RAMS | 57,557 |
| 11/30 | W 35-27 | SAN FRANCISCO | 57,557 |
| 12/ 6 | L 28-30 | @ Los Angeles Rams | 100,202 |
| 12/14 | L 12-21 | @ San Francisco | 53,334 |
| 12/28 | W 23-17 | @ New York Giants OT | 64,185 |

| RUSHING | NO. | YDS. | AVG. | LG | TD |
|------------------|------------|-------------|------------|-----------|-----------|
| Ameche | 171 | 791 | 4.6 | 28 | 8 |
| Moore | 82 | 598 | 7.3 | 73 | 7 |
| Dupre | 95 | 390 | 4.1 | 39 | 3 |
| Call | 37 | 154 | 4.2 | 35 | 0 |
| Unitas | 33 | 139 | 4.2 | 28 | 3 |
| lyles | 22 | 41 | 1.7 | 27 | 1 |
| Pricer | 10 | 26 | 2.6 | 4 | 1 |
| Shaw | 5 | 3 | 0.6 | 3 | 1 |
| Brown | 1 | 9 | 9.0 | 9 | 0 |
| COLTS | 456 | 2127 | 4.7 | 73 | 24 |
| OPPONENTS | 331 | 1291 | 3.9 | 28 | 13 |

| KICKOFF RETURNS | NO. | YDS. | AVG. | LG | TD |
|------------------|-----------|-------------|-------------|------------|----------|
| lyles | 11 | 398 | 36.2 | 103 | 2 |
| Pricer | 9 | 168 | 18.7 | 28 | 0 |
| Moore | 4 | 91 | 22.8 | 25 | 0 |
| Simpson | 3 | 59 | 19.7 | 24 | 0 |
| Rechichar | 3 | 50 | 16.7 | 22 | 0 |
| Call | 2 | 48 | 24.0 | 26 | 0 |
| Toseff | 1 | 50 | 50.0 | 50 | 0 |
| DeCarlo | 1 | 0 | 0.0 | 0 | 0 |
| COLTS | 34 | 864 | 25.4 | 103 | 2 |
| OPPONENTS | 43 | 1241 | 28.9 | 99 | 1 |

| TEAM STATISTICS | COLTS | OPP |
|--------------------|---------|---------|
| TOTAL FIRST DOWNS | 253 | 188 |
| Rushing | 117 | 70 |
| Passing | 120 | 106 |
| Penalty | 16 | 12 |
| TOTAL NET YARDS | 4539 | 3284 |
| Avg. Per Game | 378.3 | 273.7 |
| NET YARDS RUSHING | 2127 | 1291 |
| Avg. Per Game | 177.3 | 107.6 |
| Total Rushes | 456 | 331 |
| NET YARDS PASSING | 2412 | 1993 |
| Avg. Per Game | 201.0 | 166.1 |
| Tackled/Yards Lost | -125 | -255 |
| Gross Yards | 2537 | 2248 |
| Att./Completions | 354/178 | 363/168 |
| Completion Pct. | 50.3 | 46.3 |
| Had Intercepted | 11 | 35 |
| PUNTS/AVERAGE | 62/37.3 | 62/44.1 |
| PENALTIES/YARDS | 55/518 | 60/555 |
| FUMBLES/BALL LOST | 26/11 | 31/17 |
| TOUCHDOWNS | 53 | 27 |
| Rushing | 24 | 13 |
| Passing | 26 | 9 |
| Defense/Kicking | 1/2 | 3/2 |

| RECEIVING | NO. | YDS. | AVG. | LG | TD |
|------------------|------------|-------------|-------------|-----------|-----------|
| Berry | 56 | 794 | 14.2 | 54 | 9 |
| Moore | 50 | 938 | 18.8 | 77 | 7 |
| Mutscheller | 28 | 504 | 18.0 | 54 | 7 |
| Dupre | 13 | 111 | 8.5 | 22 | 0 |
| Ameche | 13 | 81 | 6.2 | 18 | 1 |
| lyles | 5 | 24 | 4.8 | 11 | 1 |
| Rechichar | 4 | 34 | 8.5 | 12 | 1 |
| Call | 4 | 28 | 7.0 | 12 | 0 |
| Pricer | 3 | 14 | 4.7 | 6 | 0 |
| DeCarlo | 1 | 10 | 10.0 | 10 | 0 |
| Pellington | 1 | -1 | -1.0 | -1 | 0 |
| COLTS | 178 | 2537 | 14.3 | 77 | 26 |
| OPPONENTS | 168 | 2248 | 13.4 | 69 | 9 |

USUAL STARTERS

| PRO BOWLERS IN BOLDFACE | OFFENSE | DEFENSE |
|-------------------------|----------------------|--------------------------|
| WR | Raymond Berry | LDE Gino Marchetti |
| LT | Jim Parker | LDT Art Donovan |
| LG | Art Spinney | RDT Gene Lipscomb |
| C | Buzz Nutter | RDE Don Joyce |
| RG | Alex Sandusky | LLB Leo Sanford |
| RT | George Prass | MLB Bill Pellington |
| TE | Jim Mutscheller | RLB Don Shinnick |
| WR | Lenny Moore | LCB Carl Toseff |
| QB | John Unitas | RCB Milt Davis |
| RB | Alan Ameche | LS Andy Nelson |
| RB | L.G. Dupre | RS Roy Brown |

| INTERCEPTIONS | NO. | YDS. | AVG. | LG | TD |
|------------------|-----------|------------|-------------|-----------|----------|
| Nelson | 8 | 199 | 21.9 | 69 | 1 |
| Brown | 8 | 149 | 6.6 | 30 | 0 |
| Toseff | 7 | 52 | 5.8 | 17 | 0 |
| Pellington | 4 | 44 | 15.5 | 21 | 0 |
| Davis | 4 | 40 | 16.0 | 28 | 0 |
| Shinnick | 3 | 23 | 14.0 | 16 | 0 |
| Sanford | 1 | 7 | 7.0 | 7 | 0 |
| COLTS | 35 | 514 | 14.7 | 69 | 1 |
| OPPONENTS | 11 | 169 | 15.4 | 44 | 3 |

| PUNTING | NO. | YDS. | AVG. | LG | BLK. |
|------------------|-----------|-------------|-------------|-----------|----------|
| Brown | 41 | 1635 | 39.9 | 60 | 0 |
| Horn | 19 | 647 | 34.1 | 48 | 0 |
| Stone | 1 | 28 | 28.0 | 28 | 0 |
| Dupre | 1 | 0 | 0.0 | 0 | 0 |
| COLTS | 62 | 2310 | 37.3 | 60 | 0 |
| OPPONENTS | 62 | 2736 | 44.1 | 60 | 0 |

| PUNT RETURNS | NO. | YDS. | AVG. | LG | TD |
|------------------|-----------|------------|------------|-----------|----------|
| Toseff | 29 | 196 | 6.8 | 33 | 0 |
| Rechichar | 7 | 29 | 4.1 | 11 | 0 |
| Moore | 2 | 11 | 5.5 | 11 | 0 |
| Simpson | 1 | 1 | 1.0 | 1 | 0 |
| COLTS | 39 | 237 | 6.1 | 33 | 0 |
| OPPONENTS | 40 | 176 | 4.4 | 71 | 1 |

| SCORE BY PERIODS | 1 | 2 | 3 | 4 | TOTAL |
|------------------|----|----|----|-----|-------|
| COLTS | 92 | 93 | 63 | 133 | 381 |
| OPPONENTS | 41 | 66 | 65 | 31 | 203 |

| SCORING | TDR | TDP | TDRT | PAT | FG | 5 | TP |
|------------------|-----------|-----------|----------|--------------|-------------|---|------------|
| Moore | 7 | 7 | | | | | 84 |
| Myhra | | | | 48-51 | 4-10 | | 60 |
| Ameche | 8 | 1 | | | | | 54 |
| Berry | 9 | | | | | | 54 |
| Mutscheller | 7 | | | | | | 42 |
| lyles | 1 | 1 | 2 | | | | 24 |
| Dupre | 3 | | | | | | 18 |
| Unitas | 3 | | | | | | 18 |
| Rechichar | | 1 | | 1-4 | | | 18 |
| Nelson | | | 1 | | | | 6 |
| Pricer | 1 | | | | | | 6 |
| Shaw | 1 | | | 0-1 | | | 6 |
| COLTS | 24 | 26 | 3 | 48-52 | 5-14 | | 381 |
| OPPONENTS | 13 | 9 | 5 | 23-27 | 6-17 | | 203 |

| PASSING | ATT. | COMP. | YDS. | PCT. | AVG./ATT. | TD | TD% | INT. | INT.% | LG | RATING |
|------------------|------------|------------|-------------|-------------|-------------|-----------|------------|-----------|------------|-----------|-------------|
| Unitas | 263 | 136 | 2007 | 51.7 | 7.63 | 19 | 7.2 | 7 | 2.7 | 77 | 90.0 |
| Shaw | 89 | 41 | 531 | 46.1 | 5.97 | 7 | 7.9 | 4 | 4.5 | 57 | 72.8 |
| Brown | 2 | 1 | -1 | 50.0 | -0.50 | 0 | 0.0 | 0 | 0.0 | -1 | 56.3 |
| COLTS | 354 | 178 | 2537 | 50.3 | 7.17 | 26 | 7.3 | 11 | 3.1 | 77 | 85.4 |
| OPPONENTS | 363 | 168 | 2248 | 46.3 | 6.19 | 9 | 2.5 | 35 | 9.6 | 69 | 35.1 |

1959

WORLD CHAMPIONS

RECORD: 9-3 COACH: WEBB EWANK

FIRST - WESTERN CONFERENCE

HOME: 4-2 CONF: 0-1

AWAY: 5-1 NCONF: 0-2

| DATE | RESULTS | OPPONENT | ATTENDANCE |
|-------|---------|--------------------|------------|
| 9/27 | W 21-9 | DETROIT | 55,588 |
| 10/3 | L 21-26 | CHICAGO | 57,557 |
| 10/11 | W 31-24 | @ Detroit | 54,197 |
| 10/18 | W 21-7 | @ Chicago | 48,430 |
| 10/25 | W 38-21 | GREEN BAY | 57,557 |
| 11/1 | L 31-38 | CLEVELAND | 57,557 |
| 11/8 | L 24-27 | @ Washington | 32,773 |
| 11/15 | W 28-24 | Green Bay @ Milw. | 25,521 |
| 11/22 | W 45-14 | SAN FRANCISCO | 57,557 |
| 11/29 | W 35-21 | LOS ANGELES RAMS | 57,557 |
| 12/5 | W 34-14 | @ San Francisco | 59,075 |
| 12/12 | W 45-26 | @ Los Angeles Rams | 65,528 |
| 12/27 | W 31-16 | NEW YORK GIANTS | 57,545 |

| TEAM STATISTICS | | COLTS | OPP |
|--------------------|--|---------|---------|
| TOTAL FIRST DOWNS | | 267 | 195 |
| Rushing | | 95 | 65 |
| Passing | | 148 | 118 |
| Penalty | | 24 | 12 |
| TOTAL NET YARDS | | 4458 | 3899 |
| Avg. Per Game | | 371.5 | 324.9 |
| NET YARDS RUSHING | | 1705 | 1557 |
| Avg. Per Game | | 142.1 | 129.7 |
| Total Rushes | | 435 | 325 |
| NET YARDS PASSING | | 2753 | 2342 |
| Avg. Per Game | | 229.4 | 195.2 |
| Tackled/Yards Lost | | -185 | -155 |
| Gross Yards | | 2938 | 2497 |
| Att./Completions | | 375/196 | 351/171 |
| Completion Pct. | | 52.3 | 48.7 |
| Had Intercepted | | 14 | 40 |
| PUNTS/AVERAGE | | 53/41.9 | 50/44.7 |
| PENALTIES/YARDS | | 56/634 | 65/610 |
| FUMBLES/BALL LOST | | 22/9 | 18/9 |
| TOUCHDOWNS | | 51 | 31 |
| Rushing | | 13 | 16 |
| Passing | | 33 | 13 |
| Defense/Kicking | | 4/1 | 2/0 |

| SCORE BY PERIODS | 1 | 2 | 3 | 4 | TOTAL |
|------------------|----|----|----|-----|-------|
| COLTS | 55 | 94 | 83 | 142 | 374 |
| OPPONENTS | 31 | 90 | 85 | 45 | 251 |

| SCORING | TDR | TDP | TDRT | PAT | FG | S | TP |
|-------------|-----|-----|-------|-------|-------|---|-----|
| Berry | | 14 | | | | | 84 |
| Myhra | | | 50-51 | 6-17 | | | 68 |
| Ameche | | 7 | 1 | | | | 48 |
| Moore | | 2 | 6 | | | | 48 |
| Mutscheller | | | 8 | | | | 48 |
| Richardson | | | 3 | | | | 18 |
| Sommer | | 2 | | | | | 12 |
| Unitas | | 2 | | | | | 12 |
| Davis | | | 1 | | | | 6 |
| Dupre | | 1 | | | | | 6 |
| Nelson | | | 1 | | | | 6 |
| Pellington | | | 1 | | | | 6 |
| Szymanski | | | 1 | | | | 6 |
| Toseff | | | 1 | | | | 6 |
| Rechichar | | | | 0-1 | | | 0 |
| COLTS | 13 | 33 | 5 | 50-51 | 6-18 | | 374 |
| OPPONENTS | 16 | 13 | 2 | 29-31 | 12-22 | | 251 |

| Rushing | No. | Yds. | Avg. | LG | TD |
|-----------|-----|------|------|----|----|
| Ameche | 178 | 679 | 3.8 | 26 | 7 |
| Moore | 92 | 422 | 4.6 | 31 | 2 |
| Sommer | 61 | 227 | 3.7 | 53 | 2 |
| Unitas | 29 | 145 | 5.0 | 21 | 2 |
| Pricer | 34 | 128 | 3.8 | 16 | 0 |
| Dupre | 23 | 54 | 2.4 | 21 | 0 |
| Hawkins | 12 | 44 | 3.7 | 11 | 0 |
| Brown | 2 | 4 | 2.0 | 3 | 0 |
| Lewis | 4 | 2 | 0.5 | 2 | 0 |
| COLTS | 435 | 1705 | 3.9 | 53 | 13 |
| OPPONENTS | 325 | 1557 | 4.8 | 70 | 16 |

| RECEIVING | NO. | YDS. | AVG. | LG | TD |
|-------------|-----|------|------|----|----|
| Berry | 66 | 959 | 14.5 | 55 | 14 |
| Moore | 47 | 846 | 18.0 | 71 | 6 |
| Mutscheller | 44 | 699 | 15.9 | 40 | 8 |
| Nelson | 13 | 129 | 9.9 | 30 | 1 |
| Sommer | 7 | 111 | 15.7 | 56 | 0 |
| Richardson | 7 | 81 | 11.6 | 15 | 3 |
| Dupre | 6 | 47 | 7.8 | 18 | 1 |
| Lewis | 3 | 54 | 18.0 | 25 | 0 |
| Pricer | 2 | 3 | 1.5 | 4 | 0 |
| Shearer | 1 | 9 | 9.0 | 9 | 0 |
| COLTS | 196 | 2938 | 15.0 | 71 | 33 |
| OPPONENTS | 171 | 2497 | 14.6 | 81 | 13 |

| INTERCEPTIONS | NO. | YDS. | AVG. | LG | TD |
|---------------|-----|------|------|----|----|
| Davis | 7 | 119 | 17.0 | 57 | 1 |
| Shinnick | 7 | 70 | 10.0 | 23 | 0 |
| Nelson | 6 | 33 | 5.5 | 33 | 1 |
| Brown | 5 | 89 | 17.8 | 44 | 0 |
| Szymanski | 5 | 24 | 4.8 | 15 | 1 |
| Pellington | 4 | 99 | 24.8 | 30 | 1 |
| Toseff | 2 | 60 | 30.0 | 33 | 0 |
| Lipscomb | 1 | 49 | 49.0 | 49 | 0 |
| Matuszak | 1 | 23 | 23.0 | 23 | 0 |
| Sample | 1 | 10 | 10.0 | 10 | 0 |
| Marchetti | 1 | 1 | 0.0 | 0 | 0 |
| COLTS | 40 | 577 | 14.4 | 57 | 4 |
| OPPONENTS | 14 | 199 | 14.2 | 37 | 2 |

| PUNTING | NO. | YDS. | AVG. | LG | BLK. |
|-----------|-----|------|------|----|------|
| Sherer | 51 | 2132 | 41.8 | 60 | 0 |
| Brown | 2 | 89 | 44.5 | 55 | 0 |
| COLTS | 53 | 2221 | 41.9 | 60 | 0 |
| OPPONENTS | 50 | 2236 | 44.7 | 60 | 0 |

| PUNT RETURNS | NO. | YDS. | AVG. | LG | TD |
|--------------|-----|------|------|----|----|
| Sample | 22 | 129 | 5.8 | 25 | 0 |
| Toseff | 15 | 104 | 6.9 | 25 | 0 |
| Shinnick | 1 | 0 | 0.0 | 0 | 0 |
| COLTS | 38 | 233 | 6.1 | 25 | 0 |
| OPPONENTS | 33 | 120 | 3.6 | 30 | 0 |

| KICKOFF RETURNS | NO. | YDS. | AVG. | LG | TD |
|-----------------|-----|------|------|----|----|
| Sample | 17 | 457 | 26.9 | 80 | 0 |
| Sommer | 8 | 166 | 20.8 | 25 | 0 |
| Pricer | 6 | 66 | 11.0 | 25 | 0 |
| Rechichar | 2 | 39 | 19.5 | 27 | 0 |
| Lewis | 2 | 31 | 15.5 | 23 | 0 |
| Hawkins | 1 | 21 | 21.0 | 21 | 0 |
| Plunkett | 1 | 12 | 12.0 | 12 | 0 |
| Davis | 1 | 0 | 0.0 | 0 | 0 |
| COLTS | 38 | 792 | 20.8 | 80 | 0 |
| OPPONENTS | 46 | 950 | 20.7 | 42 | 0 |

USUAL STARTERS PRO BOWLERS IN BOLDFACE

| OFFENSE | | DEFENSE | |
|---------|------------------------|---------|------------------------|
| WR | Raymond Berry | LDE | Gino Marchetti |
| LT | Jim Parker | LDT | Art Donovan |
| LG | Art Spinney | RDT | Gene Lipscomb |
| C | Buzz Nutter | RDE | Don Joyce |
| RG | Alex Sandusky | LLB | Bill Pallington |
| RT | George Preas | MLB | Dick Szymanski |
| TE | Jim Mutscheller | RLB | Don Shinnick |
| WR | Lenny Moore | LCB | Carl Toseff |
| QB | John Unitas | RCB | Milt Davis |
| RB | Alan Ameche | LS | Andy Nelson |
| RB | Mike Sommer | RS | John Sample |

| PASSING | ATT. | COMP. | YDS. | PCT. | AVG./ATT. | TD | TD% | INT. | INT.% | LG | RATING |
|-----------|------|-------|------|------|-----------|----|------|------|-------|----|--------|
| Unitas | 367 | 193 | 2899 | 52.6 | 7.90 | 32 | 8.7 | 14 | 3.8 | 71 | 92.0 |
| Brown | 4 | 1 | 14 | 25.0 | 3.50 | 0 | 0.0 | 0 | 0.0 | 14 | 41.7 |
| Moore | 3 | 2 | 25 | 66.7 | 8.33 | 1 | 33.3 | 0 | 0.0 | 13 | 132.0 |
| Dupre | 1 | 0 | 0 | 0.0 | 0.00 | 0 | 0.0 | 0 | 0.0 | 0 | 39.6 |
| COLTS | 375 | 196 | 2938 | 52.3 | 7.83 | 33 | 8.8 | 14 | 3.7 | 71 | 92.1 |
| OPPONENTS | 351 | 171 | 2497 | 48.7 | 7.11 | 13 | 3.7 | 40 | 11.1 | 81 | 45.1 |

1960

RECORD: 6-6 COACH: WEEB EWANK

FOURTH - WESTERN CONFERENCE

HOME: 4-2 CONF: 5-6

AWAY: 2-4 NCONF: 1-0

| DATE | RESULTS | OPPONENT | ATTENDANCE |
|-------|---------|--------------------|------------|
| 9/25 | W 20-0 | WASHINGTON | 53,818 |
| 10/2 | W 42-7 | CHICAGO | 57,808 |
| 10/9 | L 21-35 | @ Green Bay | 32,150 |
| 10/16 | W 31-17 | LOS ANGELES RAMS | 57,808 |
| 10/23 | L 17-30 | @ Detroit | 53,854 |
| 10/30 | W 45-7 | @ Dallas | 25,500 |
| 11/6 | W 38-24 | GREEN BAY | 57,808 |
| 11/13 | W 24-20 | @ Chicago | 48,713 |
| 11/27 | L 22-30 | SAN FRANCISCO | 57,808 |
| 12/4 | L 15-20 | DETROIT | 57,808 |
| 12/11 | L 3-10 | @ Los Angeles Rams | 75,461 |
| 12/18 | L 10-34 | @ San Francisco | 57,269 |

| TEAM STATISTICS | COLTS | OPP |
|--------------------|---------|---------|
| TOTAL FIRST DOWNS | 227 | 195 |
| Rushing | 64 | 86 |
| Passing | 143 | 98 |
| Penalty | 20 | 11 |
| TOTAL NET YARDS | 4245 | 3317 |
| Avg. Per Game | 353.8 | 276.4 |
| NET YARDS RUSHING | 1289 | 1591 |
| Avg. Per Game | 107.4 | 132.6 |
| Total Rushes | 345 | 379 |
| NET YARDS PASSING | 2956 | 1726 |
| Avg. Per Game | 246.3 | 143.8 |
| Tackled/Yards Lost | -208 | -342 |
| Gross Yards | 3164 | 2068 |
| Att./Completions | 392/196 | 298/144 |
| Completion Pct. | 50.0 | 48.3 |
| Had Intercepted | 24 | 30 |
| PUNTS/AVERAGE | 52/38.5 | 54/46.4 |
| PENALTIES/YARDS | 51/504 | 59/538 |
| FUMBLES/BALL LOST | 24/12 | 20/9 |
| TOUCHDOWNS | 37 | 27 |
| Rushing | 10 | 17 |
| Passing | 26 | 8 |
| Defense/Kicking | 0/1 | 1/1 |

| SCORE BY PERIODS | 1 | 2 | 3 | 4 | TOTAL |
|------------------|----|-----|----|-----|-------|
| COLTS | 53 | 123 | 44 | 68 | 288 |
| OPPONENTS | 23 | 48 | 62 | 101 | 234 |

| SCORING | TDR | TDP | TDRT | PAT | FG | S | TP |
|-------------|-----|-----|-------|-------|-------|---|-----|
| Moore | 4 | 9 | | | | | 78 |
| Myhra | | | 35-37 | 9-19 | | | 62 |
| Berry | | | | | | | 60 |
| Hawkins | 2 | 3 | | | | | 30 |
| Ameche | 3 | | | | | | 18 |
| Mutscheller | | 2 | | | | | 12 |
| Pricer | 1 | 1 | | | | | 12 |
| Richardson | | 1 | | | | | 6 |
| Sample | | | 1 | | | | 6 |
| Lipscomb | | | | | | 1 | 2 |
| Shields | | | | | | 1 | 2 |
| COLTS | 10 | 26 | 1 | 35-37 | 9-19 | 2 | 288 |
| OPPONENTS | 17 | 8 | 2 | 27-27 | 15-30 | | 234 |

| PASSING | ATT. | COMP. | YDS. | PCT. | AVG./ATT. | TD |
|-----------|------|-------|------|------|-----------|----|
| Unitas | 378 | 190 | 3099 | 50.3 | 8.20 | 25 |
| Brown | 13 | 6 | 65 | 46.2 | 5.00 | 1 |
| Moore | 1 | 0 | 0 | 0.0 | 0.00 | 0 |
| COLTS | 392 | 196 | 3164 | 50.0 | 8.07 | 26 |
| OPPONENTS | 298 | 144 | 2068 | 48.3 | 6.94 | 8 |

| RUSHING | NO. | YDS. | AVG. | LG | TD |
|-----------|-----|------|------|----|----|
| Moore | 91 | 374 | 4.1 | 57 | 4 |
| Hawkins | 76 | 267 | 3.5 | 17 | 2 |
| Ameche | 80 | 263 | 3.3 | 16 | 3 |
| Unitas | 36 | 195 | 5.4 | 27 | 0 |
| Pricer | 46 | 131 | 2.9 | 11 | 1 |
| Brown | 2 | 25 | 12.5 | 23 | 0 |
| Welch | 5 | 23 | 4.6 | 7 | 0 |
| Sample | 1 | 7 | 7.0 | 7 | 0 |
| Taseff | 4 | 3 | 0.8 | 4 | 0 |
| Kovac | 4 | 1 | 0.3 | 5 | 0 |
| COLTS | 345 | 1289 | 3.7 | 57 | 10 |
| OPPONENTS | 379 | 1591 | 4.2 | 66 | 17 |

| RECEIVING | NO. | YDS. | AVG. | LG | TD |
|-------------|-----|------|------|----|----|
| Berry | 74 | 1298 | 17.5 | 70 | 10 |
| Moore | 45 | 936 | 20.8 | 80 | 9 |
| Hawkins | 25 | 280 | 11.2 | 49 | 3 |
| Mutscheller | 18 | 271 | 15.1 | 43 | 2 |
| DeCarlo | 8 | 116 | 14.5 | 22 | 0 |
| Richardson | 8 | 90 | 11.3 | 23 | 1 |
| Pricer | 8 | 77 | 9.6 | 21 | 1 |
| Ameche | 7 | 56 | 8.0 | 19 | 0 |
| Kovac | 2 | 27 | 13.5 | 25 | 0 |
| Taseff | 1 | 13 | 13.0 | 13 | 0 |
| COLTS | 196 | 3164 | 16.1 | 80 | 26 |
| OPPONENTS | 144 | 2068 | 14.4 | 65 | 8 |

| INTERCEPTIONS | NO. | YDS. | AVG. | LG | TD |
|---------------|-----|------|------|----|----|
| Boyd | 7 | 132 | 18.9 | 74 | 0 |
| Nelson | 6 | 47 | 7.8 | 22 | 0 |
| Davis | 6 | 32 | 5.3 | 19 | 0 |
| Shinnick | 5 | 40 | 8.0 | 11 | 0 |
| Sample | 4 | 27 | 6.8 | 18 | 0 |
| Szymanski | 1 | 15 | 15.0 | 15 | 0 |
| Pellington | 1 | 4 | 4.0 | 4 | 0 |
| COLTS | 30 | 297 | 9.9 | 74 | 0 |
| OPPONENTS | 24 | 272 | 11.3 | 80 | 1 |

| PUNTING | NO. | YDS. | AVG. | LG | BLK. |
|-----------|-----|------|------|----|------|
| Brown | 52 | 2001 | 38.5 | 55 | 0 |
| COLTS | 52 | 2001 | 38.5 | 55 | 0 |
| OPPONENTS | 54 | 2506 | 46.4 | 62 | 0 |

| PUNT RETURNS | NO. | YDS. | AVG. | LG | TD |
|--------------|-----|------|------|----|----|
| Sample | 14 | 101 | 7.2 | 26 | 0 |
| Taseff | 6 | 25 | 4.2 | 7 | 0 |
| Nelson | 3 | 1 | 0.3 | 1 | 0 |
| COLTS | 23 | 127 | 5.5 | 26 | 0 |
| OPPONENTS | 15 | 48 | 3.2 | 10 | 0 |

| KICKOFF RETURNS | NO. | YDS. | AVG. | LG | TD |
|-----------------|-----|------|------|----|----|
| Sample | 18 | 519 | 28.8 | 94 | 1 |
| Taseff | 14 | 291 | 20.8 | 30 | 0 |
| Pricer | 6 | 88 | 14.7 | 17 | 0 |
| Welch | 4 | 80 | 20.0 | 28 | 0 |
| Pellington | 2 | 11 | 5.5 | 9 | 0 |
| Moore | 1 | 23 | 23.0 | 23 | 0 |
| Sommer | 1 | 10 | 10.0 | 10 | 0 |
| Kovac | 1 | 8 | 8.0 | 8 | 0 |
| COLTS | 47 | 1030 | 21.9 | 94 | 1 |
| OPPONENTS | 44 | 1253 | 28.5 | 97 | 1 |

USUAL STARTERS PRO BOWLERS IN BOLDFACE

| OFFENSE | DEFENSE |
|--------------------|---------------------|
| WR Raymond Berry | LDE Gino Marchetti |
| LT Jim Parker | LDT Art Donovan |
| LG Art Spinney | RDT Gene Lipscomb |
| C Buzz Nutter | RDE Ordell Broase |
| RG Alex Sandusky | LTB Bill Pellington |
| RT George Preas | MLB Dick Szymanski |
| TE Jim Mutscheller | RLB Don Shinnick |
| WR Lenny Moore | LCB Bob Boyd |
| QB John Unitas | RCB Mill Davis |
| RB Alon Ameche | LS Andy Nelson |
| RB Alex Hawkins | RS John Sample |

1961

RECORD: 8-6 COACH: WEEB EWBANK
 THIRD - WESTERN CONFERENCE
 HOME: 5-2 CONF: 6-6
 AWAY: 3-4 NCONF: 2-0

| DATE | RESULTS | OPPONENT | ATTENDANCE |
|-------|---------|--------------------|------------|
| 9/17 | W 27-24 | LOS ANGELES RAMS | 54,259 |
| 9/24 | L 15-16 | DETROIT | 54,259 |
| 10/1 | W 34-33 | MINNESOTA | 54,259 |
| 10/8 | L 7-45 | @ Green Bay | 38,669 |
| 10/15 | L 10-24 | @ Chicago | 48,719 |
| 10/22 | W 17-14 | @ CHICAGO | 53,016 |
| 10/29 | L 20-21 | CHICAGO | 57,641 |
| 11/5 | W 45-21 | GREEN BAY | 57,641 |
| 11/12 | L 20-28 | @ Minnesota | 38,010 |
| 11/19 | W 16-0 | ST. LOUIS | 56,112 |
| 11/26 | W 27-6 | @ Washington | 41,062 |
| 12/3 | W 20-17 | SAN FRANCISCO | 57,641 |
| 12/9 | L 17-34 | @ Los Angeles Rams | 41,268 |
| 12/16 | W 27-24 | @ San Francisco | 45,517 |

| TEAM STATISTICS | COLTS | OPP |
|--------------------|---------|---------|
| TOTAL FIRST DOWNS | 274 | 232 |
| Rushing | 124 | 108 |
| Passing | 135 | 110 |
| Penalty | 15 | 14 |
| TOTAL NET YARDS | 4922 | 3782 |
| Avg. Per Game | 351.6 | 270.1 |
| NET YARDS RUSHING | 2119 | 1869 |
| Avg. Per Game | 151.4 | 133.5 |
| Total Rushes | 456 | 418 |
| NET YARDS PASSING | 2803 | 1913 |
| Avg. Per Game | 200.2 | 136.6 |
| Tackled/Yards Lost | -215 | -407 |
| Gross Yards | 3018 | 2320 |
| Att./Completions | 438/232 | 351/161 |
| Completion Pct. | 53.0 | 46.0 |
| Had Intercepted | 29 | 16 |
| PUNTS/AVERAGE | 42/43.0 | 64/41.4 |
| PENALTIES/YARDS | 69/589 | 66/547 |
| FUMBLES/BALL LOST | 21/13 | 19/8 |
| TOUCHDOWNS | 34 | 37 |
| Rushing | 17 | 17 |
| Passing | 17 | 18 |
| Defense/Kicking | 0/0 | 1/1 |

| SCORE BY PERIODS | 1 | 2 | 3 | 4 | TOTAL |
|------------------|----|-----|----|----|-------|
| COLTS | 72 | 101 | 63 | 66 | 302 |
| OPPONENTS | 57 | 68 | 92 | 90 | 307 |

| SCORING | TDR | TDP | TDRT | PAT | FG | 5 | TP |
|-------------|-----|-----|------|---------|-------|---|-------|
| Myrla | | | | 33-34 | 21-39 | | 96 |
| Moore | 7 | 8 | | | | | 90 |
| Hawkins | 4 | 1 | | | | | 30 |
| Orr | | 4 | | | | | 24 |
| Perry | 3 | 1 | | | | | 24 |
| Mutscheller | | 2 | | | | | 12 |
| Unitas | 2 | | | | | | 12 |
| Smolinski | | 1 | | | | | 6 |
| Welch | 1 | | | | | | 6 |
| Marchetti | | | | | | 1 | 2 |
| COLTS | 17 | 17 | | 33-34 | 21-39 | | 1 302 |
| OPPONENTS | 17 | 18 | | 2 37-37 | 16-26 | | 307 |

| RUSHING | NO. | YDS. | AVG. | LG | TD |
|-----------|-----|------|------|-----|----|
| Perry | 168 | 675 | 4.0 | 27 | 3 |
| Moore | 92 | 648 | 7.0 | 54† | 7 |
| Hawkins | 86 | 379 | 4.4 | 39 | 4 |
| Unitas | 54 | 190 | 3.5 | 18 | 2 |
| Smolinski | 31 | 98 | 3.2 | 14 | 0 |
| Welch | 1 | 60 | 60.0 | 60† | 1 |
| Matte | 13 | 54 | 4.2 | 11 | 0 |
| Sommer | 6 | 10 | 1.7 | 9 | 0 |
| Hill | 1 | 4 | 4.0 | 4 | 0 |
| McHan | 4 | 1 | 0.3 | 7 | 0 |
| COLTS | 456 | 2119 | 4.6 | 60 | 17 |
| OPPONENTS | 418 | 1869 | 4.5 | 54† | 17 |

| RECEIVING | NO. | YDS. | AVG. | LG | TD |
|-------------|-----|------|------|-----|----|
| Berry | 75 | 873 | 11.6 | 44 | 0 |
| Moore | 49 | 728 | 14.9 | 72† | 8 |
| Perry | 34 | 322 | 9.5 | 27 | 1 |
| Mutscheller | 20 | 370 | 18.5 | 45 | 2 |
| Hawkins | 20 | 158 | 7.9 | 22 | 1 |
| Orr | 18 | 357 | 19.8 | 64 | 4 |
| Smolinski | 9 | 100 | 11.1 | 25 | 1 |
| Mackey | 4 | 66 | 16.5 | 19 | 0 |
| Sommer | 1 | 31 | 31.0 | 31 | 0 |
| Matte | 1 | 8 | 8.0 | 8 | 0 |
| Szymanski | 1 | 5 | 5.0 | 5 | 0 |
| COLTS | 232 | 3018 | 13.0 | 72† | 17 |
| OPPONENTS | 161 | 2320 | 14.4 | 84† | 18 |

| INTERCEPTIONS | NO. | YDS. | AVG. | LG | TD |
|---------------|-----|------|------|-----|----|
| Glick | 4 | 18 | 4.5 | 10 | 0 |
| Harrison | 3 | 43 | 14.3 | 27 | 0 |
| Pellington | 3 | 9 | 3.0 | 4 | 0 |
| Shinnick | 2 | 15 | 7.5 | 15 | 0 |
| Boyd | 2 | 0 | 0.0 | 0 | 0 |
| Burkett | 1 | 23 | 23.0 | 23 | 0 |
| Taseff | 1 | 15 | 15.0 | 15 | 0 |
| COLTS | 16 | 123 | 7.7 | 27 | 0 |
| OPPONENTS | 29 | 406 | 14.0 | 41† | 1 |

| PUNTING | NO. | YDS. | AVG. | LG | BLK. |
|-----------|-----|------|------|----|------|
| Gilburg | 42 | 1804 | 43.0 | 61 | 0 |
| COLTS | 42 | 1804 | 43.0 | 61 | 0 |
| OPPONENTS | 64 | 2648 | 41.4 | 67 | 0 |

| PUNT RETURNS | NO. | YDS. | AVG. | LG | TD |
|--------------|-----|------|------|-----|----|
| Boyd | 18 | 173 | 9.6 | 46 | 0 |
| Taseff | 5 | 39 | 7.8 | 23 | 0 |
| Hawkins | 4 | 20 | 5.0 | 9 | 0 |
| Nelson | 4 | 19 | 4.8 | 12 | 0 |
| Harrison | 1 | 16 | 16.0 | 16 | 0 |
| Smolinski | 1 | 2 | 2.0 | 2 | 0 |
| COLTS | 33 | 269 | 8.2 | 46 | 0 |
| OPPONENTS | 18 | 248 | 13.8 | 72† | 1 |

| KICKOFF RETURNS | NO. | YDS. | AVG. | LG | TD |
|-----------------|-----|------|------|----|----|
| Lyles | 28 | 672 | 24.0 | 64 | 0 |
| Harrison | 11 | 250 | 22.7 | 34 | 0 |
| Welch | 5 | 146 | 29.2 | 50 | 0 |
| Smolinski | 3 | 27 | 9.0 | 23 | 0 |
| Matte | 2 | 50 | 25.0 | 30 | 0 |
| Lewis | 1 | 14 | 14.0 | 14 | 0 |
| Matuszak | 1 | 14 | 14.0 | 14 | 0 |
| Mackey | 1 | 6 | 6.0 | 6 | 0 |
| Gregory | 1 | 3 | 3.0 | 3 | 0 |
| COLTS | 53 | 1182 | 22.3 | 64 | 0 |
| OPPONENTS | 57 | 1552 | 27.2 | 55 | 0 |

USUAL STARTERS PRO BOWLERS IN BOLDFACE

| OFFENSE | DEFENSE |
|---------------------------|----------------------------|
| WR Raymond Berry | LDE Gino Marchetti |
| LT Jim Parker | LDT Art Donovan |
| LG Palmer Pyle | RDT Billy Ray Smith |
| C Dick Szymanski | RDE Ordell Broaste |
| RG Alex Sandusky | LLB Bill Pellington |
| RT George Preas | MLB Jack Burkett |
| TE Jim Mutscheller | RLB Don Shinnick |
| WR Lenny Moore | LCB Bob Boyd |
| QB John Unitas | RCB Gary Glick |
| RB Joe Perry | LS Andy Nelson |
| RB Alex Hawkins | RS Bob Harrison |

| PASSING | ATT. | COMP. | YDS. | PCT. | AVG./ATT. | TD | TD% | INT. | INT.% | LG | RATING |
|-----------|------|-------|------|------|-----------|----|-----|------|-------|-----|--------|
| Unitas | 420 | 229 | 2990 | 54.5 | 7.12 | 16 | 3.8 | 24 | 5.7 | 72† | 66.1 |
| McHan | 15 | 3 | 28 | 20.0 | 1.87 | 1 | 6.7 | 4 | 26.7 | 17† | 22.2 |
| Moore | 2 | 0 | 0 | 0.0 | 0.00 | 0 | 0.0 | 1 | 50.0 | 0 | 0.0 |
| Boyd | 1 | 0 | 0 | 0.0 | 0.00 | 0 | 0.0 | 0 | 0.0 | 0 | 39.6 |
| COLTS | 438 | 232 | 3018 | 53.0 | 6.89 | 17 | 3.9 | 29 | 6.6 | 72† | 60.3 |
| OPPONENTS | 351 | 161 | 2320 | 46.0 | 6.61 | 18 | 5.1 | 16 | 4.6 | 84† | 65.9 |

1962

RECORD: 7-7 COACH: WEBB EWBACK

FOURTH - WESTERN CONFERENCE

HOME: 3-4 CONF: 5-7

AWAY: 4-3 CONF: 2-0

| DATE | RESULTS | OPPONENT | ATTENDANCE |
|-------|---------|--------------------|------------|
| 9/16 | W 30-27 | LOS ANGELES RAMS | 54,796 |
| 9/23 | W 34-7 | @ Minnesota | 30,787 |
| 9/30 | L 20-29 | DETROIT | 57,966 |
| 10/7 | L 13-21 | SAN FRANCISCO | 54,158 |
| 10/14 | W 36-14 | @ Cleveland | 80,132 |
| 10/21 | L 15-35 | @ Chicago | 49,066 |
| 10/28 | L 6-17 | GREEN BAY | 57,966 |
| 11/4 | W 22-3 | @ San Francisco | 44,875 |
| 11/11 | W 14-2 | @ Los Angeles Rams | 39,502 |
| 11/18 | L 13-17 | @ Green Bay | 38,669 |
| 11/25 | L 0-57 | CHICAGO | 56,164 |
| 12/2 | L 14-21 | @ Detroit | 53,012 |
| 12/8 | W 34-21 | WASHINGTON | 56,964 |
| 12/16 | W 42-17 | MINNESOTA | 53,645 |

| TEAM STATISTICS | | COLTS | OPP |
|--------------------|---------|---------|---------|
| TOTAL FIRST DOWNS | | | |
| Rushing | 94 | 251 | 226 |
| Passing | 145 | 119 | 91 |
| Penalty | 12 | 16 | 16 |
| TOTAL NET YARDS | | | |
| Avg. Per Game | 333.3 | 294.5 | 294.5 |
| NET YARDS RUSHING | | | |
| Avg. Per Game | 114.4 | 107.4 | 107.4 |
| Total Rushes | 448 | 423 | 423 |
| NET YARDS PASSING | | | |
| Avg. Per Game | 218.9 | 187.1 | 187.1 |
| Tackled/Yards Lost | -265 | -356 | -356 |
| Gross Yards | 3330 | 2975 | 2975 |
| Att./Completions | 423/237 | 381/206 | 381/206 |
| Completion Pct. | 56.0 | 54.1 | 54.1 |
| Had Intercepted | 25 | 23 | 23 |
| PUNTS/AVERAGE | 58/41.5 | 67/42.7 | 67/42.7 |
| PENALTIES/YARDS | 63/675 | 71/792 | 71/792 |
| FUMBLES/BALL LOST | 26/19 | 32/19 | 32/19 |
| TOUCHDOWNS | | | |
| Rushing | 9 | 17 | 17 |
| Passing | 27 | 19 | 19 |
| Defense/Kicking | 1/0 | 0/1 | 0/1 |

| SCORE BY PERIODS | 1 | 2 | 3 | 4 | TOTAL |
|------------------|----|----|----|-----|-------|
| COLTS | 62 | 60 | 42 | 129 | 293 |
| OPPONENTS | 55 | 59 | 64 | 110 | 288 |

| SCORING | TDR | TDP | TDRT | PAT | FG | 5 | TP |
|-----------|-----|-----|-------|-------|-------|---|-----|
| Bielski | 2 | | 25-28 | 11-25 | | | 70 |
| Orr | 11 | | | | | | 66 |
| Mackey | 4 | | | | | | 24 |
| Hawkins | 4 | | | | | | 24 |
| Moore | 2 | 2 | | | | | 18 |
| Matte | 2 | 1 | | | | | 24 |
| Berry | 3 | | | | | | 18 |
| Owens | 2 | | | | | | 12 |
| Smolinski | 1 | 1 | | | | | 12 |
| Harris | | | 6-9 | 1-3 | | | 9 |
| Braase | | 1 | | | | | 6 |
| Turner | | 1 | | | | | 6 |
| Saul | | | | | | 1 | 2 |
| TEAM | | | | | | 1 | 2 |
| COLTS | 9 | 27 | 1 | 31-37 | 12-28 | 2 | 293 |
| OPPONENTS | 17 | 19 | 1 | 35-37 | 9-22 | 2 | 288 |

| RUSHING | NO. | YDS. | AVG. | LG | TD |
|-----------|-----|------|------|----|----|
| Moore | 106 | 470 | 4.4 | 25 | 2 |
| Perry | 94 | 359 | 3.8 | 21 | 0 |
| Smolinski | 85 | 265 | 3.1 | 11 | 1 |
| Matte | 74 | 226 | 3.1 | 29 | 2 |
| Unitas | 50 | 137 | 2.7 | 25 | 0 |
| Hawkins | 29 | 87 | 3.0 | 13 | 4 |
| Turner | 1 | 17 | 17.0 | 17 | 0 |
| Orr | 1 | 14 | 14.0 | 14 | 0 |
| Boyd | 2 | 13 | 6.5 | 15 | 0 |
| Clemens | 2 | 9 | 4.5 | 6 | 0 |
| McHan | 4 | 4 | 1.0 | 5 | 0 |
| COLTS | 448 | 1601 | 3.6 | 29 | 9 |
| OPPONENTS | 423 | 1504 | 3.6 | 45 | 17 |

| RECEIVING | NO. | YDS. | AVG. | LG | TD |
|-----------|-----|------|-------|----|----|
| Orr | 55 | 974 | 17.7 | 80 | 11 |
| Berry | 51 | 687 | 13.5 | 37 | 3 |
| Mackey | 25 | 396 | 15.8 | 57 | 4 |
| Owens | 25 | 307 | 12.3 | 26 | 2 |
| Perry | 22 | 194 | 8.8 | 32 | 0 |
| Moore | 18 | 215 | 11.9 | 80 | 2 |
| Bielski | 15 | 200 | 13.3 | 22 | 2 |
| Smolinski | 13 | 128 | 9.9 | 33 | 1 |
| Matte | 8 | 81 | 10.1 | 22 | 1 |
| Hawkins | 4 | 37 | 9.3 | 14 | 0 |
| Turner | 1 | 111 | 111.0 | 74 | 1 |
| COLTS | 237 | 3330 | 14.1 | 80 | 27 |
| OPPONENTS | 206 | 2975 | 14.4 | 85 | 19 |

| INTERCEPTIONS | NO. | YDS. | AVG. | LG | TD |
|---------------|-----|------|------|----|----|
| Boyd | 7 | 163 | 23.3 | 38 | 0 |
| Shinnick | 5 | 16 | 3.3 | 9 | 0 |
| Nelson | 4 | 20 | 5.0 | 10 | 0 |
| Harris | 2 | 52 | 26.0 | 38 | 0 |
| Pellington | 2 | 29 | 14.5 | 21 | 0 |
| Burkett | 2 | 21 | 10.5 | 12 | 0 |
| Welch | 1 | 30 | 30.0 | 30 | 0 |
| COLTS | 23 | 331 | 14.4 | 38 | 0 |
| OPPONENTS | 25 | 386 | 15.4 | 40 | 0 |

| PUNTING | NO. | YDS. | AVG. | LG | BLK. |
|-----------|-----|------|------|----|------|
| Gilburg | 57 | 2384 | 41.8 | 62 | 0 |
| McHan | 1 | 22 | 22.0 | 22 | 0 |
| COLTS | 58 | 2406 | 41.5 | 62 | 0 |
| OPPONENTS | 67 | 2861 | 42.7 | 64 | 0 |

| PUNT RETURNS | NO. | YDS. | AVG. | LG | TD |
|--------------|-----|------|------|----|----|
| Hawkins | 11 | 42 | 3.8 | 12 | 0 |
| Turner | 10 | 95 | 9.5 | 43 | 0 |
| Harris | 8 | 61 | 7.6 | 21 | 0 |
| Boyd | 3 | 23 | 7.7 | 23 | 0 |
| Nelson | 2 | 22 | 11.0 | 14 | 0 |
| Shinnick | 0 | 29 | 0.0 | 29 | 0 |
| COLTS | 34 | 272 | 8.0 | 43 | 0 |
| OPPONENTS | 23 | 182 | 7.9 | 48 | 0 |

| KICKOFF RETURNS | NO. | YDS. | AVG. | LG | TD |
|-----------------|-----|------|------|-----|----|
| Matte | 27 | 613 | 22.7 | 42 | 0 |
| Turner | 20 | 504 | 25.2 | 37 | 0 |
| Harris | 3 | 86 | 28.7 | 31 | 0 |
| Hawkins | 2 | 35 | 17.5 | 25 | 0 |
| Smolinski | 2 | 20 | 10.0 | 14 | 0 |
| Diehl | 1 | 5 | 5.0 | 5 | 0 |
| COLTS | 55 | 1263 | 23.0 | 42 | 0 |
| OPPONENTS | 52 | 1433 | 27.6 | 103 | 1 |

USUAL STARTERS PRO BOWLERS IN BOLDFACE

| OFFENSE | | DEFENSE | |
|---------|-----------------------|---------|-----------------------|
| WR | Raymond Berry | LDE | Gino Marchetti |
| LT | Jim Parker | LDT | Jim Colvin |
| LG | Palmer Pyle | RDT | Billy Ray Smith |
| C | Dick Szymanski | RDE | Ordell Braase |
| RG | Alex Sandusky | ILB | Bill Pellington |
| RT | George Preas | MLB | Jack Burkett |
| TE | Dee Mackey | RCB | Don Shinnick |
| WR | Jimmy Orr | LCB | Bob Boyd |
| QB | John Unitas | RCB | Wendell Harris |
| RB | Joe Perry | LS | Andy Nelson |
| RB | Lenny Moore | RS | Jim Welch |

| PASSING | ATT. | COMP. | YDS. | PCT. | AVG./ATT. | TD | TD% | INT. | INT.% | LG | RATING |
|-----------|------|-------|------|------|-----------|----|------|------|-------|----|--------|
| Unitas | 389 | 222 | 2967 | 57.1 | 7.63 | 23 | 5.9 | 23 | 5.9 | 80 | 76.5 |
| McHan | 20 | 10 | 278 | 50.0 | 13.90 | 3 | 15.0 | 2 | 10.0 | 74 | 95.8 |
| Matte | 13 | 5 | 85 | 38.5 | 6.54 | 1 | 7.7 | 0 | 0.0 | 30 | 87.0 |
| Hawkins | 1 | 0 | 0 | 0.0 | 0.00 | 0 | 0.0 | 0 | 0.0 | 0 | 39.6 |
| COLTS | 423 | 237 | 3330 | 56.0 | 7.87 | 27 | 6.4 | 25 | 5.9 | 80 | 78.2 |
| OPPONENTS | 381 | 206 | 2975 | 54.1 | 7.81 | 19 | 5.0 | 23 | 6.0 | 85 | 71.1 |

1963

RECORD: 8-6 COACH: DON SHULA

THIRD - WESTERN CONFERENCE

HOME: 4-3 CONF: 7-5

AWAY: 4-3 NCONF: 1-1

| DATE | RESULTS | OPPONENT | ATTENDANCE |
|-------|---------|--------------------|------------|
| 9/15 | L 28-37 | NEW YORK GIANTS | 60,029 |
| 9/22 | W 20-14 | @ San Francisco | 31,006 |
| 9/29 | L 20-31 | @ Green Bay | 42,327 |
| 10/ 6 | L 3-10 | @ Chicago | 48,998 |
| 10/13 | W 20- 3 | SAN FRANCISCO | 56,962 |
| 10/20 | W 25-21 | @ Detroit | 51,901 |
| 10/27 | L 20-34 | GREEN BAY | 60,065 |
| 11/ 3 | L 7-17 | CHICAGO | 60,065 |
| 11/10 | W 24-21 | DETROIT | 59,758 |
| 11/17 | W 37-34 | @ Minnesota | 33,136 |
| 11/24 | L 16-17 | @ Los Angeles Rams | 48,555 |
| 12/ 1 | W 36-20 | @ Washington | 44,006 |
| 12/ 8 | W 41-10 | MINNESOTA | 54,122 |
| 12/15 | W 19-16 | LOS ANGELES RAMS | 52,834 |

| TEAM STATISTICS | COLTS | OPP |
|--------------------|---------|---------|
| TOTAL FIRST DOWNS | 257 | 228 |
| Rushing | 95 | 89 |
| Passing | 149 | 118 |
| Penalty | 13 | 21 |
| TOTAL NET YARDS | 4938 | 4036 |
| Avg. Per Game | 352.7 | 287.9 |
| Total Plays | 873 | 827 |
| Avg. Per Play | 5.7 | 4.9 |
| NET YARDS RUSHING | 1642 | 1794 |
| Avg. Per Game | 117.3 | 128.1 |
| Total Rushes | 396 | 434 |
| NET YARDS PASSING | 3296 | 2242 |
| Avg. Per Game | 235.4 | 160.1 |
| Tackled/Yards Lost | 44/309 | 45/347 |
| Gross Yards | 3605 | 2589 |
| Att./Completions | 433/248 | 348/181 |
| Completion Pct. | 57.3 | 52.0 |
| Had Intercepted | 12 | 15 |
| PUNTS/AVERAGE | 56/41.0 | 72/43.5 |
| PENALTIES/YARDS | 77/823 | 58/685 |
| FUMBLES/BALL LOST | 35/25 | 32/17 |
| TOUCHDOWNS | 35 | 36 |
| Rushing | 11 | 16 |
| Passing | 20 | 19 |
| Defense/Kicking | 4/0 | 1/0 |

| SCORE BY PERIODS | 1 | 2 | 3 | 4 | TOTAL |
|------------------|----|-----|----|----|-------|
| COLTS | 82 | 82 | 66 | 86 | 316 |
| OPPONENTS | 27 | 110 | 76 | 72 | 285 |

| SCORING | TDR | TDP | TDRT | PAT | FG | S | TP |
|------------------|-----------|-----------|----------|--------------|--------------|----------|------------|
| Martin | | | | | 32-35 | 24-39 | 104 |
| Mackey | | 7 | | | | | 42 |
| Hill | 5 | 1 | | | | | 30 |
| Orr | | 5 | | | | | 30 |
| Matte | 4 | 1 | | | | | 30 |
| Moore | 2 | 2 | | | | | 24 |
| Berry | | 3 | | | | | 18 |
| Marchetti | | | 1 | | | | 6 |
| Boyd | | | 1 | | | | 6 |
| Nelson | | | 1 | | | | 6 |
| Lockett | | | 1 | | | | 6 |
| Lyles | | | | 1 | | | 6 |
| Colvin | | | | | | 1 | 2 |
| COLTS | 11 | 20 | 4 | 32-35 | 24-39 | 1 | 316 |
| OPPONENTS | 16 | 19 | 1 | 33-36 | 12-27 | | 285 |

| RUSHING | NO. | YDS. | AVG. | LG | TD |
|------------------|------------|-------------|------------|-----------|-----------|
| Matte | 133 | 541 | 4.1 | 31 | 4 |
| Hill | 100 | 440 | 4.4 | 20 | 5 |
| Lockett | 81 | 273 | 3.4 | 18 | 0 |
| Unitas | 47 | 224 | 4.8 | 26 | 0 |
| Moore | 27 | 136 | 5.0 | 25 | 2 |
| Cuozzo | 3 | 26 | 8.7 | 26 | 0 |
| Mackey | 1 | 3 | 3.0 | 3 | 0 |
| Craddock | 1 | 1 | 1.0 | 1 | 0 |
| Hawkins | 3 | -2 | -0.7 | 0 | 0 |
| COLTS | 396 | 1642 | 4.1 | 31 | 11 |
| OPPONENTS | 434 | 1794 | 4.1 | 70 | 16 |

| RECEIVING | NO. | YDS. | AVG. | LG | TD |
|------------------|------------|-------------|-------------|-----------|-----------|
| Matte | 48 | 466 | 9.7 | 49 | 1 |
| Berry | 44 | 703 | 16.0 | 64 | 3 |
| Orr | 41 | 708 | 17.3 | 60 | 5 |
| Mackey | 35 | 726 | 20.7 | 61 | 7 |
| Hill | 22 | 304 | 13.8 | 55 | 1 |
| Moore | 21 | 288 | 13.7 | 34 | 2 |
| Richardson | 17 | 204 | 12.0 | 22 | 0 |
| Lockett | 16 | 158 | 9.9 | 27 | 1 |
| Hawkins | 3 | 41 | 13.7 | 19 | 0 |
| Owens | 1 | 7 | 7.0 | 7 | 0 |
| COLTS | 248 | 3605 | 14.5 | 64 | 20 |
| OPPONENTS | 181 | 2589 | 14.3 | 77 | 19 |

| INTERCEPTIONS | NO. | YDS. | AVG. | LG | TD |
|------------------|-----------|------------|-------------|-----------|----------|
| Welch | 4 | 49 | 12.3 | 15 | 0 |
| Nelson | 3 | 37 | 12.3 | 26 | 1 |
| Boyd | 3 | 17 | 5.7 | 9 | 0 |
| Lyles | 2 | 36 | 18.0 | 36 | 1 |
| Shinnick | 2 | 20 | 10.0 | 18 | 0 |
| Logan | 1 | 15 | 15.0 | 15 | 0 |
| COLTS | 15 | 174 | 11.6 | 36 | 2 |
| OPPONENTS | 12 | 161 | 13.4 | 39 | 1 |

| PUNTING | NO. | YDS. | AVG. | LG | BLK. |
|------------------|-----------|-------------|-------------|-----------|----------|
| Gilburg | 52 | 2173 | 41.8 | 64 | 0 |
| Logan | 4 | 121 | 30.3 | 55 | 0 |
| COLTS | 56 | 2294 | 41.0 | 64 | 0 |
| OPPONENTS | 72 | 3133 | 43.5 | 64 | 0 |

| PUNT RETURNS | NO. | YDS. | AVG. | LG | TD |
|------------------|-----------|------------|------------|-----------|----------|
| Logan | 28 | 279 | 10.0 | 38 | 0 |
| Hawkins | 17 | 156 | 9.2 | 50 | 0 |
| Richardson | 5 | 43 | 8.6 | 19 | 0 |
| Moore | 2 | 7 | 3.5 | 7 | 0 |
| Hill | 1 | 0 | 0.0 | 0 | 0 |
| COLTS | 53 | 485 | 9.2 | 50 | 0 |
| OPPONENTS | 19 | 119 | 6.3 | 23 | 0 |

| KICKOFF RETURNS | NO. | YDS. | AVG. | LG | TD |
|------------------|-----------|-------------|-------------|-----------|----------|
| Matte | 16 | 331 | 20.7 | 34 | 0 |
| Mackey | 9 | 271 | 30.1 | 41 | 0 |
| Harris | 8 | 198 | 24.8 | 41 | 0 |
| Logan | 8 | 170 | 21.3 | 31 | 0 |
| Lockett | 3 | 52 | 17.3 | 28 | 0 |
| Gilburg | 3 | 29 | 9.7 | 26 | 0 |
| Hill | 2 | 32 | 16.0 | 17 | 0 |
| Richardson | 1 | 16 | 16.0 | 16 | 0 |
| Parker | 1 | 15 | 15.0 | 15 | 0 |
| Bielski | 1 | 0 | 0.0 | 0 | 0 |
| COLTS | 52 | 1114 | 21.4 | 41 | 0 |
| OPPONENTS | 66 | 1520 | 23.0 | 58 | 0 |

USUAL STARTERS PRO BOWLERS IN BOLDFACE

| OFFENSE | DEFENSE |
|-------------------------|---------------------------|
| WR Raymond Berry | LDE Gino Marchetti |
| LT Bob Vogel | LDT Jim Colvin |
| LG Jim Parker | RDT Fred Miller |
| C Dick Szymanski | RDE Orzell Brasse |
| RG Alex Sandusky | LIB Jack Burkett |
| RT George Preas | MLB Bill Fellington |
| TE John Mackey | RIB Don Shinnick |
| WR Jimmy Orr | LCB Bob Boyd |
| QB John Unitas | RCB Lenny Iyles |
| RB Tom Matte | LS Andy Nelson |
| RB Lenny Moore, | RS Jim Welch |
| J.W. Lockett | |

| PASSING | ATT. | COMP. | YDS. | PCT. | AVG./ATT. | TD | TD% | INT. | INT.% | LG | SACKED | RATING |
|------------------|------------|------------|-------------|-------------|-------------|-----------|------------|-----------|------------|-----------|---------------|-------------|
| Unitas | 410 | 237 | 3481 | 57.8 | 8.49 | 20 | 4.9 | 12 | 2.9 | 64 | 42/298 | 90.0 |
| Cuozzo | 17 | 10 | 104 | 58.8 | 6.12 | 0 | 0.0 | 0 | 0.0 | 19 | 2/ 11 | 76.6 |
| Matte | 5 | 1 | 20 | 20.0 | 4.00 | 0 | 0.0 | 0 | 0.0 | 20 | 0/ 0 | 43.8 |
| McHan | 1 | 0 | 0 | 0.0 | 0.00 | 0 | 0.0 | 0 | 0.0 | 0 | 0/ 0 | 39.6 |
| COLTS | 433 | 248 | 3605 | 57.4 | 8.33 | 20 | 4.6 | 12 | 2.8 | 64 | 44/309 | 88.4 |
| OPPONENTS | 348 | 181 | 2589 | 52.0 | 7.44 | 19 | 5.5 | 15 | 4.3 | 77 | 45/347 | 76.7 |

1964

RECORD: 12-2 COACH: DON SHULA

FIRST - WESTERN CONFERENCE

HOME: 7-1 CONF: 10-2

AWAY: 5-1 NCONF: 2-0

| DATE | RESULTS | OPPONENT | ATTENDANCE |
|-------|---------|--------------------|------------|
| 9/13 | L 24-34 | @ Minnesota | 35,563 |
| 9/20 | W 21-20 | @ Green Bay | 42,327 |
| 9/27 | W 52-0 | CHICAGO | 56,537 |
| 10/4 | W 35-20 | LOS ANGELES RAMS | 56,537 |
| 10/12 | W 47-27 | ST. LOUIS | 60,213 |
| 10/18 | W 24-21 | GREEN BAY | 60,213 |
| 10/25 | W 34-0 | @ Detroit | 57,814 |
| 11/1 | W 37-7 | SAN FRANCISCO | 60,213 |
| 11/8 | W 40-24 | @ Chicago | 47,891 |
| 11/15 | W 17-14 | MINNESOTA | 60,213 |
| 11/22 | W 24-7 | @ Los Angeles Rams | 72,137 |
| 11/29 | W 14-3 | @ San Francisco | 33,642 |
| 12/6 | L 14-31 | DETROIT | 60,213 |
| 12/13 | W 45-17 | WASHINGTON | 60,213 |
| 12/27 | L 0-27 | @ Cleveland | 79,544 |

| TEAM STATISTICS | | COLTS | OPP |
|--------------------|---------|---------|---------|
| TOTAL FIRST DOWNS | | | |
| Rushing | 100 | 245 | 242 |
| Passing | 129 | 121 | 93 |
| Penalty | 16 | 28 | 121 |
| TOTAL NET YARDS | | | |
| Avg. Per Game | 341.4 | 477.9 | 393.0 |
| Total Plays | 840 | 864 | 864 |
| Avg. Per Play | 5.7 | 4.6 | 2007 |
| NET YARDS RUSHING | | | |
| Avg. Per Game | 143.4 | 128.4 | 422 |
| Total Rushes | 456 | 422 | 2772 |
| NET YARDS PASSING | | | |
| Avg. Per Game | 198.0 | 152.3 | 39/273 |
| Tackled/Yards Lost | 39/273 | 57/489 | 3045 |
| Gross Yards | 3045 | 2621 | 345/176 |
| Att./Completions | 345/176 | 385/217 | 51.0 |
| Completion Pct. | 51.0 | 56.4 | 9 |
| Had Intercepted | 9 | 23 | 59/41.8 |
| RUNS/AVERAGE | 59/41.8 | 73/44.0 | 74/785 |
| PENALTIES/YARDS | 74/785 | 59/641 | 31/10 |
| FUMBLES/BALL LOST | 31/10 | 28/18 | 54 |
| TOUCHDOWNS | | | |
| Rushing | 29 | 13 | 22 |
| Passing | 22 | 14 | 2/1 |
| Defense/Kicking | 2/1 | 0/1 | |

| SCORE BY PERIODS | 1 | 2 | 3 | 4 | TOTAL |
|------------------|----|----|-----|-----|-------|
| COLTS | 88 | 96 | 130 | 114 | 428 |
| OPPONENTS | 38 | 59 | 48 | 80 | 225 |

| SCORING | TDR | TDP | TDRT | PAT | FG | S | TP |
|--------------|-----|-----|------|-------|-------|---|-----|
| Moore | 16 | 3 | 1 | | | | 120 |
| Michaels | | | | 53-54 | 17-35 | | 104 |
| Orr | | 6 | | | | | 36 |
| Berry | | 6 | | | | | 36 |
| Hill | 5 | 1 | | | | | 36 |
| Lorick | 4 | | | | | | 24 |
| Looney | 1 | 1 | | | | | 12 |
| Unitas | 2 | | | | | | 12 |
| Mackey | | 2 | | | | | 12 |
| Wilson | | 1 | | | | | 6 |
| Matte | 1 | | | | | | 6 |
| Logan | | | 1 | | | | 6 |
| Stonebreaker | | | 1 | | | | 6 |
| Hawkins | | 1 | | | | | 6 |
| Petties | | 1 | | | | | 6 |
| COLTS | 29 | 22 | 3 | 53-54 | 17-35 | | 428 |
| OPPONENTS | 13 | 14 | 1 | 27-28 | 10-24 | | 225 |

| RUSHING | NO. | YDS. | AVG. | LG | TD |
|-----------|-----|------|------|-----|----|
| Moore | 157 | 584 | 3.7 | 32† | 16 |
| Lorick | 100 | 513 | 5.1 | 60 | 4 |
| Hill | 88 | 384 | 4.4 | 50 | 5 |
| Matte | 42 | 215 | 5.1 | 80† | 1 |
| Unitas | 37 | 162 | 4.4 | 20 | 2 |
| Looney | 23 | 127 | 5.5 | 58† | 1 |
| Boyd | 1 | 25 | 25.0 | 25 | 0 |
| Mackey | 1 | -1 | -1.0 | -1 | 0 |
| Quozzo | 7 | -2 | -0.3 | 10 | 0 |
| COLTS | 456 | 2007 | 4.4 | 80† | 29 |
| OPPONENTS | 422 | 1798 | 4.3 | 51† | 13 |

| RECEIVING | NO. | YDS. | AVG. | LG | TD |
|------------|-----|------|------|-----|----|
| Berry | 43 | 663 | 15.4 | 46 | 6 |
| Orr | 40 | 867 | 21.7 | 69 | 6 |
| Mackey | 22 | 406 | 18.5 | 62 | 2 |
| Moore | 21 | 472 | 22.5 | 74† | 3 |
| Hill | 14 | 113 | 8.1 | 27† | 1 |
| Lorick | 11 | 164 | 14.9 | 59 | 0 |
| Matte | 10 | 169 | 16.9 | 30 | 0 |
| Wilson | 7 | 86 | 12.3 | 20 | 1 |
| Richardson | 3 | 42 | 14.0 | 16 | 0 |
| Hawkins | 2 | 42 | 21.0 | 27† | 1 |
| Petties | 2 | 20 | 10.0 | 15† | 1 |
| Looney | 1 | 1 | 0.0 | 1† | 1 |
| COLTS | 176 | 3045 | 17.3 | 74† | 22 |
| OPPONENTS | 217 | 2621 | 12.1 | 63† | 14 |

| INTERCEPTIONS | NO. | YDS. | AVG. | LG | TD |
|---------------|-----|------|------|----|----|
| Boyd | 9 | 185 | 20.6 | 47 | 0 |
| Logan | 6 | 91 | 15.2 | 30 | 1 |
| Shinnick | 3 | 10 | 3.3 | 9 | 0 |
| Lyles | 2 | 40 | 20.0 | 23 | 0 |
| Pellington | 2 | 20 | 10.0 | 13 | 0 |
| Harris | 1 | 20 | 20.0 | 20 | 0 |
| COLTS | 23 | 366 | 15.9 | 47 | 1 |
| OPPONENTS | 9 | 119 | 13.2 | 30 | 0 |

| PUNTING | NO. | YDS. | AVG. | LG | BLK. |
|-----------|-----|------|------|----|------|
| Looney | 32 | 1358 | 42.4 | 64 | 0 |
| Gilburg | 27 | 1106 | 41.0 | 58 | 0 |
| COLTS | 59 | 2464 | 41.8 | 64 | 0 |
| OPPONENTS | 73 | 3212 | 44.0 | 68 | 0 |

| PUNT RETURNS | NO. | FC | YDS. | AVG. | LG | TD |
|--------------|-----|----|------|------|-----|----|
| Harris | 17 | 5 | 214 | 12.6 | 39 | 0 |
| Hawkins | 16 | 4 | 122 | 7.6 | 30 | 0 |
| Logan | 13 | 0 | 111 | 8.5 | 22 | 0 |
| Haymond | 1 | 1 | 6 | 6.0 | 6 | 0 |
| Davis | 1 | 0 | 0 | 0.0 | 0 | 0 |
| COLTS | 48 | 10 | 453 | 9.4 | 39 | 0 |
| OPPONENTS | 25 | - | 175 | 7.0 | 65† | 1 |

| KICKOFF RETURNS | NO. | YDS. | AVG. | LG | TD |
|-----------------|-----|------|------|----|----|
| Looney | 14 | 345 | 24.6 | 42 | 0 |
| Lorick | 13 | 385 | 29.6 | 71 | 0 |
| Hill | 4 | 85 | 21.3 | 26 | 0 |
| Matte | 3 | 71 | 23.7 | 34 | 0 |
| Gilburg | 1 | 19 | 19.0 | 19 | 0 |
| Davis | 1 | 12 | 12.0 | 12 | 0 |
| Petties | 1 | 9 | 9.0 | 9 | 0 |
| Haymond | 1 | 0 | 0.0 | 0 | 0 |
| Boyd | 1 | 0 | 0.0 | 0 | 0 |
| COLTS | 39 | 926 | 23.7 | 71 | 0 |
| OPPONENTS | 70 | 1490 | 21.3 | 56 | 0 |

USUAL STARTERS PRO BOWLERS IN BOLDFACE

| OFFENSE | | DEFENSE | |
|---------|----------------|---------|--------------------|
| WR | Raymond Berry | LDE | Gino Marchetti |
| LT | Bob Vogel | LDI | Fred Miller |
| LG | Jim Parker | RDT | Billy Ray Smith |
| C | Dick Szymanski | RDE | Ordell Brasse |
| RG | Alex Sandusky | ILB | Steve Stonebreaker |
| RT | George Preas | MLB | Bill Pellington |
| TE | John Mackey | RLB | Don Shinnick |
| WR | Jimmy Orr | LCB | Bob Boyd |
| QB | John Unitas | RCB | Lenny Lyles |
| RB | Lenny Moore | LS | Jerry Logan |
| RB | Jerry Hill, | RS | Jim Welch |
| | Tony Lorick | | |

| PASSING | ATT. | COMP. | YDS. | PCT. | AVG./ATT. | TD | TD% | INT. | INT.% | LG | SACKED | RATING |
|-----------|------|-------|------|------|-----------|----|------|------|-------|-----|--------|--------|
| Unitas | 305 | 158 | 2824 | 51.8 | 9.26 | 19 | 6.2 | 6 | 2.0 | 74 | 37/254 | 96.4 |
| Quozzo | 36 | 15 | 163 | 41.7 | 4.53 | 2 | 5.6 | 3 | 8.3 | 22 | 2/ 19 | 39.5 |
| Matte | 4 | 3 | 58 | 75.0 | 14.50 | 1 | 25.0 | 0 | 0.0 | 22 | 0/ 0 | 156.3 |
| COLTS | 345 | 176 | 3045 | 51.0 | 8.83 | 22 | 6.4 | 9 | 2.6 | 74 | 39/273 | 91.8 |
| OPPONENTS | 385 | 217 | 2621 | 56.4 | 6.81 | 14 | 3.6 | 23 | 5.9 | 63† | 57/489 | 64.6 |

1965

RECORD: 10-3-1 COACH: DON SHULA
TIED FIRST - WESTERN CONFERENCE

HOME: 5-2 CONF: 8-3-1
AWAY: 5-1-1 NCONF: 2-0

| DATE | RESULTS | OPPONENT | ATTENDANCE |
|-------|---------|--------------------|------------|
| 9/19 | W 35-16 | MINNESOTA | 56,562 |
| 9/26 | L 17-20 | Green Bay at Milw. | 48,130 |
| 10/ 3 | W 27-24 | SAN FRANCISCO | 58,609 |
| 10/10 | W 31- 7 | DETROIT | 60,238 |
| 10/17 | W 38- 7 | @ Washington | 50,405 |
| 10/24 | W 35-20 | LOS ANGELES RAMS | 60,238 |
| 10/31 | W 34-28 | @ San Francisco | 45,827 |
| 11/ 7 | W 26-21 | @ Chicago | 45,656 |
| 11/14 | W 41-21 | @ Minnesota | 47,426 |
| 11/21 | W 34-24 | PHILADELPHIA | 60,238 |
| 11/25 | T 24-24 | @ Detroit | 55,036 |
| 12/ 5 | L 0-13 | CHICAGO | 60,238 |
| 12/12 | L 27-42 | GREEN BAY | 60,238 |
| 12/18 | W 20-17 | @ L.A. Rams | 46,636 |
| 12/26 | L 10-13 | @ Green Bay | OT 50,484 |
| 1/ 9 | W 35- 3 | Dallas (at Miami) | 65,569 |

| TEAM STATISTICS | | COLTS | OPP |
|--------------------|--|---------|---------|
| TOTAL FIRST DOWNS | | | |
| Rushing | | 266 | 233 |
| Passing | | 94 | 78 |
| Penalty | | 144 | 131 |
| Total | | 28 | 24 |
| TOTAL NET YARDS | | | |
| Avg. Per Game | | 4598 | 4045 |
| Total Plays | | 328.4 | 288.9 |
| Avg. Per Play | | 887 | 849 |
| NET YARDS RUSHING | | | |
| Avg. Per Game | | 113.8 | 105.9 |
| Total Rushes | | 445 | 410 |
| NET YARDS PASSING | | | |
| Avg. Per Game | | 3005 | 2562 |
| Tackled/Yards Lost | | 214.6 | 183.0 |
| Gross Yards | | 43/325 | 39/341 |
| Att./Completions | | 3330 | 2903 |
| Completion Pct. | | 399/222 | 400/213 |
| Had Intercepted | | 55.6 | 53.3 |
| PUNTS/AVERAGE | | 17 | 22 |
| PENALTIES/YARDS | | 56/39.6 | 71/43.9 |
| FUMBLES/BALL LOST | | 69/61.6 | 80/78.6 |
| TOUCHDOWNS | | 31/19 | 33/14 |
| Rushing | | 48 | 35 |
| Passing | | 13 | 11 |
| Defense/Kicking | | 31 | 22 |
| | | 4/0 | 1/1 |

| SCORE BY PERIODS | 1 | 2 | 3 | 4 | TOTAL |
|------------------|----|-----|----|-----|-------|
| COLTS | 64 | 140 | 69 | 116 | 389 |
| OPPONENTS | 55 | 93 | 78 | 58 | 284 |

| SCORING | TDR | TDP | TDRT | PAT | FG | S | TP |
|------------|-----|-----|------|-------|-------|---|-----|
| Michaels | | | | 48-48 | 17-28 | 1 | 101 |
| Orr | | 10 | | | | | 60 |
| Moore | 5 | 3 | | | | | 48 |
| Berry | | 7 | | | | | 42 |
| Mackey | | 7 | | | | | 42 |
| Hill | 5 | | | | | | 30 |
| Lorick | 1 | 2 | | | | | 18 |
| Logan | | | 2 | | | | 12 |
| Boyd | | | 1 | | | | 6 |
| Haymond | | | 1 | | | | 6 |
| Matte | 1 | | | | | | 6 |
| Unitas | 1 | | | | | | 6 |
| Richardson | | | 1 | | | | 6 |
| Hawkins | | | 1 | | | | 6 |
| COLTS | 13 | 31 | 4 | 48-48 | 17-28 | 1 | 389 |
| OPPONENTS | 11 | 22 | 2 | 35-35 | 13-23 | | 284 |

| RUSHING | NO. | YDS. | AVG. | LG | TD |
|-----------|-----|------|------|----|----|
| Hill | 147 | 516 | 3.5 | 20 | 5 |
| Moore | 133 | 464 | 3.5 | 28 | 5 |
| Lorick | 63 | 296 | 4.7 | 38 | 1 |
| Matte | 69 | 235 | 3.4 | 20 | 1 |
| Unitas | 17 | 68 | 4.0 | 18 | 1 |
| Cuozzo | 6 | 8 | 1.3 | 10 | 0 |
| Mackey | 1 | 7 | 7.0 | 7 | 0 |
| Curtis | 6 | 1 | 0.2 | 4 | 0 |
| Felts | 2 | 0 | 0.0 | 2 | 0 |
| Brown | 1 | -2 | -2.0 | -2 | 0 |
| COLTS | 445 | 1593 | 3.6 | 38 | 13 |
| OPPONENTS | 410 | 1483 | 3.6 | 62 | 11 |

| RECEIVING | NO. | YDS. | AVG. | LG | TD |
|------------|-----|------|------|----|----|
| Berry | 58 | 739 | 12.7 | 40 | 7 |
| Orr | 45 | 847 | 18.8 | 57 | 10 |
| Mackey | 40 | 814 | 20.4 | 68 | 7 |
| Moore | 27 | 414 | 15.3 | 52 | 3 |
| Hill | 20 | 112 | 5.6 | 20 | 0 |
| Lorick | 15 | 184 | 12.3 | 49 | 2 |
| Matte | 12 | 131 | 10.9 | 15 | 0 |
| Wilson | 2 | 32 | 16.0 | 27 | 1 |
| Richardson | 1 | 38 | 38.0 | 38 | 0 |
| Richardson | 1 | 14 | 14.0 | 14 | 1 |
| Curtis | 1 | 5 | 5.0 | 5 | 0 |
| COLTS | 222 | 3330 | 15.0 | 68 | 31 |
| OPPONENTS | 213 | 2903 | 13.6 | 65 | 22 |

| INTERCEPTIONS | NO. | YDS. | AVG. | LG | TD |
|---------------|-----|------|------|----|----|
| Boyd | 9 | 78 | 8.7 | 24 | 1 |
| Harris | 3 | 77 | 25.7 | 36 | 0 |
| Haymond | 3 | 47 | 15.7 | 30 | 1 |
| Logan | 2 | 74 | 37.0 | 38 | 2 |
| Lyles | 1 | 28 | 28.0 | 28 | 0 |
| Gaubatz | 1 | 5 | 5.0 | 5 | 0 |
| Smith | 1 | 5 | 5.0 | 5 | 0 |
| Shinnick | 1 | 4 | 4.0 | 4 | 0 |
| Stonebreaker | 1 | 0 | 0.0 | 0 | 0 |
| COLTS | 22 | 318 | 14.5 | 38 | 4 |
| OPPONENTS | 17 | 341 | 20.1 | 87 | 1 |

| PUNTING | NO. | YDS. | AVG. | LG | BLK. |
|-----------|-----|------|------|----|------|
| Gilburg | 54 | 2139 | 39.6 | 66 | 0 |
| Brown | 2 | 80 | 40.0 | 49 | 0 |
| COLTS | 56 | 2219 | 39.6 | 66 | 0 |
| OPPONENTS | 71 | 3119 | 43.9 | 65 | 0 |

| PUNT RETURNS | NO. | FC | YDS. | AVG. | LG | TD |
|--------------|-----|----|------|------|----|----|
| Haymond | 41 | 9 | 403 | 9.8 | 55 | 0 |
| Hawkins | 4 | 2 | 18 | 4.5 | 11 | 0 |
| COLTS | 45 | 11 | 421 | 9.4 | 55 | 0 |
| OPPONENTS | 26 | - | 198 | 7.6 | 44 | 0 |

| KICKOFF RETURNS | NO. | YDS. | AVG. | LG | TD |
|-----------------|-----|------|------|-----|----|
| Haymond | 20 | 614 | 30.7 | 53 | 0 |
| Felts | 10 | 193 | 19.3 | 36 | 0 |
| Lorick | 9 | 211 | 23.4 | 30 | 0 |
| Matte | 8 | 211 | 26.4 | 46 | 0 |
| Curtis | 2 | 10 | 5.0 | 10 | 0 |
| Hawkins | 2 | 0 | 0.0 | 0 | 0 |
| Hill | 1 | 3 | 3.0 | 3 | 0 |
| COLTS | 52 | 1242 | 23.9 | 53 | 0 |
| OPPONENTS | 63 | 1346 | 21.4 | 101 | 1 |

USUAL STARTERS PRO BOWLERS IN BOLDFACE

| OFFENSE | DEFENSE |
|-------------------|------------------------|
| WR Raymond Berry | LDE Lou Michaels |
| LT Bob Vogel | LDT Fred Miller |
| LG Jim Parker | RDT Billy Ray Smith |
| C Dick Szymanski, | RDE Orndell Broase |
| Buzz Nutter | ILB Steve Stonebreaker |
| RG Alex Sandusky | MLB Dennis Gaubatz |
| RT George Preas | RLB Don Shinnick |
| TE John Mackey | LCB Bob Boyd |
| WR Jimmy Orr | RCB Lenny Iyles |
| QB John Unitas | LS Jerry Logan |
| RB Lenny Moore | RS Wendell Harris |
| RB Jerry Hill | |

| PASSING | ATT. | COMP. | YDS. | PCT. | AVG./ATT. | TD | TD% | INT. | INT% | LG | SACKED | RATING |
|-----------|------|-------|------|------|-----------|----|------|------|------|----|--------|--------|
| Unitas | 282 | 164 | 2530 | 58.2 | 8.97 | 23 | 8.2 | 12 | 4.3 | 61 | 29/221 | 97.4 |
| Cuozzo | 105 | 54 | 700 | 51.4 | 6.67 | 7 | 6.7 | 4 | 3.8 | 44 | 10/ 73 | 79.1 |
| Matte | 7 | 1 | 19 | 14.3 | 2.71 | 0 | 0.0 | 1 | 14.3 | 19 | 1/ 7 | 0.0 |
| Brown | 5 | 3 | 81 | 60.0 | 16.20 | 1 | 20.0 | 0 | 0.0 | 68 | 3/ 24 | 143.8 |
| COLTS | 399 | 222 | 3330 | 55.6 | 8.35 | 31 | 7.8 | 17 | 4.3 | 68 | 43/325 | 91.4 |
| OPPONENTS | 400 | 213 | 2903 | 53.3 | 7.27 | 22 | 5.5 | 22 | 5.5 | 65 | 39/341 | 72.1 |

1966

RECORD: 9-5 COACH: DON SHULA
SECOND - WESTERN CONFERENCE
HOME: 5-2 CONF: 7-5
AWAY: 4-3 NCONF: 2-0

| DATE | RESULTS | OPPONENT | ATTENDANCE |
|-------|---------|------------------------|------------|
| 9/10 | L 3-24 | Green Bay of Milw. | 48,650 |
| 9/18 | W 38-23 | @ Minnesota | 47,426 |
| 9/25 | W 36-14 | SAN FRANCISCO | 56,715 |
| 10/ 9 | L 17-27 | @ Chicago | 47,452 |
| 10/16 | W 45-14 | DETROIT | 60,238 |
| 10/23 | W 20-17 | MINNESOTA | 60,238 |
| 10/30 | W 17. 3 | @ Los Angeles Rams | 57,898 |
| 11/ 6 | W 37-10 | WASHINGTON | 60,238 |
| 11/13 | W 19. 7 | @ Atlanta | 58,850 |
| 11/20 | L 14-20 | @ Detroit | 52,383 |
| 11/27 | L 7-23 | LOS ANGELES RAMS | 60,238 |
| 12/ 4 | W 21-16 | CHICAGO | 60,238 |
| 12/10 | L 10-14 | GREEN BAY | 60,238 |
| 12/18 | W 30-14 | @ San Francisco | 40,005 |
| 1/ 8 | W 20-14 | Philadelphia (@ Miami) | 58,088 |

| TEAM STATISTICS | COLTS | OPP |
|--------------------|---------------|---------|
| TOTAL FIRST DOWNS | 237 | 245 |
| Rushing | 82 | 94 |
| Passing | 142 | 134 |
| Penalty | 13 | 17 |
| TOTAL NET YARDS | 4486 | 4091 |
| Avg. Per Game | 320.4 | 292.2 |
| Total Plays | 849 | 932 |
| Avg. Per Play | 5.3 | 4.4 |
| NET YARDS RUSHING | 1556 | 1733 |
| Avg. Per Game | 111.1 | 123.8 |
| Total Rushes | 418 | 460 |
| NET YARDS PASSING | 2930 | 2358 |
| Avg. Per Game | 209.3 | 168.4 |
| Tackled/Yards Lost | 30/242 | 47/401 |
| Gross Yards | 3172 | 2759 |
| Att./Completions | 401/221 | 425/240 |
| Completion Pct. | 55.1 | 56.5 |
| Had Intercepted | 27 | 22 |
| PUNTS/AVERAGE | 49/45.6 | 71/40.6 |
| PENALTIES/YARDS | 64/617 | 69/704 |
| FUMBLES/BALL LOST | 19/12 | 25/18 |
| TOUCHDOWNS | 36 | 25 |
| Rushing | 7 | 7 |
| Passing | 26 | 14 |
| Defense/Kicking | 3/0 | 4/0 |
| SCORE BY PERIODS | 1 2 3 4 TOTAL | |
| COLTS | 36 113 61 104 | 314 |
| OPPONENTS | 50 58 60 58 | 226 |

| SCORING | TDR | TDP | TDR% | PAT | FG | S | TP |
|------------|-----|-----|------|-------|-------|---|-----|
| Michaels | | | | 35-36 | 21-39 | | 98 |
| Mackey | | 9 | | | | | 54 |
| Berry | | 7 | | | | | 42 |
| Moore | 3 | | | | | | 18 |
| Matte | 3 | | | | | | 18 |
| Lorick | 3 | | | | | | 18 |
| Orr | 3 | | | | | | 18 |
| Wilson | 2 | | | | | | 12 |
| Richardson | 2 | | | | | | 12 |
| Curtis | | 1 | | | | | 6 |
| Boyd | | 1 | | | | | 6 |
| Unitas | 1 | | | | | | 6 |
| Haymond | | 1 | | | | | 6 |
| COLTS | 7 | 26 | 3 | 35-36 | 21-39 | | 314 |
| OPPONENTS | 7 | 14 | 4 | 25-25 | 17-33 | | 226 |

| PASSING | ATT. | COMP. | YDS. | PCT. | AVG./ATT. | TD | TD% | INT. | INT.% | LG | SACKED | RATING |
|-----------|------|-------|------|------|-----------|----|-----|------|-------|-----|--------|--------|
| Unitas | 348 | 195 | 2748 | 56.0 | 7.90 | 22 | 6.3 | 24 | 6.9 | 89 | 21/146 | 74.0 |
| Cuzzo | 50 | 26 | 424 | 52.0 | 8.48 | 4 | 8.0 | 2 | 4.0 | 69 | 8/ 82 | 90.8 |
| Matte | 3 | 0 | 0 | 0.0 | 0.00 | 0 | 0.0 | 1 | 33.3 | 0 | 0/ 0 | 0.0 |
| Moore | 0 | 0 | 0 | 0.0 | 0.00 | 0 | 0.0 | 0 | 0.0 | 0 | 1/ 14 | 0.0 |
| COLTS | 401 | 221 | 3172 | 55.1 | 7.91 | 26 | 6.5 | 27 | 6.7 | 89 | 30/242 | 74.5 |
| OPPONENTS | 425 | 240 | 2759 | 56.5 | 6.49 | 14 | 3.3 | 22 | 5.2 | 99† | 47/401 | 65.5 |

| RUSHING | NO. | YDS. | AVG. | LG | TD |
|-----------|-----|------|------|-----|----|
| Lorick | 143 | 524 | 3.7 | 41 | 3 |
| Hill | 104 | 395 | 3.8 | 12 | 0 |
| Matte | 86 | 381 | 4.4 | 30 | 0 |
| Moore | 63 | 209 | 3.3 | 18 | 3 |
| Unitas | 20 | 44 | 2.2 | 16 | 1 |
| Cuzzo | 1 | 9 | 9.0 | 9 | 0 |
| Mackey | 1 | -6 | -6.0 | -6 | 0 |
| COLTS | 418 | 1556 | 3.7 | 41 | 7 |
| OPPONENTS | 460 | 1733 | 3.8 | 52† | 7 |

| RECEIVING | NO. | YDS. | AVG. | LG | TD |
|------------|-----|------|------|-----|----|
| Berry | 56 | 786 | 14.0 | 40 | 7 |
| Mackey | 50 | 829 | 16.6 | 89 | 9 |
| Orr | 37 | 618 | 16.7 | 61 | 3 |
| Matte | 23 | 307 | 13.4 | 35 | 3 |
| Moore | 21 | 260 | 12.4 | 36 | 0 |
| Richardson | 14 | 246 | 17.6 | 69 | 2 |
| Lorick | 12 | 81 | 6.8 | 19 | 0 |
| Hill | 5 | 18 | 3.6 | 7 | 0 |
| Wilson | 3 | 27 | 9.0 | 11 | 2 |
| COLTS | 221 | 3172 | 14.4 | 89 | 26 |
| OPPONENTS | 240 | 2759 | 12.5 | 99† | 14 |

| INTERCEPTIONS | NO. | YDS. | AVG. | LG | TD |
|---------------|-----|------|------|----|----|
| Boyd | 6 | 114 | 19.0 | 37 | 1 |
| Haymond | 4 | 88 | 22.0 | 52 | 1 |
| Loran | 3 | 13 | 4.3 | 13 | 0 |
| Shinnick | 3 | 4 | 1.3 | 4 | 0 |
| Gaubatz | 2 | 12 | 6.0 | 10 | 0 |
| Davis | 1 | 15 | 15.0 | 15 | 0 |
| Stonebreaker | 1 | 8 | 8.0 | 8 | 0 |
| Brown | 1 | 7 | 7.0 | 7 | 0 |
| lyles | 1 | 6 | 6.0 | 6 | 0 |
| COLTS | 22 | 267 | 12.1 | 52 | 2 |
| OPPONENTS | 27 | 438 | 16.2 | 55 | 3 |

| PUNTING | NO. | YDS. | AVG. | LG | BLK. |
|-----------|-----|------|------|----|------|
| Lee | 49 | 2233 | 45.6 | 64 | 1 |
| COLTS | 49 | 2233 | 45.6 | 64 | 1 |
| OPPONENTS | 71 | 2882 | 40.6 | 62 | 0 |

| PUNT RETURNS | NO. | FC | YDS. | AVG. | LG | TD |
|--------------|-----|----|------|------|----|----|
| Haymond | 40 | 8 | 347 | 8.7 | 64 | 0 |
| Davis | 2 | 1 | 7 | 3.5 | 4 | 0 |
| Loran | 1 | 1 | 3 | 3.0 | 3 | 0 |
| Matte | 1 | 1 | 0 | 0.0 | 0 | 0 |
| Allen | 1 | 0 | 0 | 0.0 | 0 | 0 |
| COLTS | 45 | 11 | 357 | 7.9 | 64 | 0 |
| OPPONENTS | 30 | 8 | 130 | 4.3 | 24 | 0 |

| KICKOFF RETURNS | NO. | YDS. | AVG. | LG | TD |
|-----------------|-----|------|------|----|----|
| Moore | 18 | 453 | 25.2 | 54 | 0 |
| Haymond | 10 | 223 | 22.3 | 29 | 0 |
| Lorick | 10 | 214 | 21.4 | 37 | 0 |
| Curtis | 3 | 64 | 21.3 | 34 | 0 |
| Matte | 3 | 55 | 18.3 | 31 | 0 |
| Allen | 3 | 53 | 17.7 | 20 | 0 |
| Baldwin | 2 | 18 | 9.0 | 18 | 0 |
| Brown | 2 | 14 | 7.0 | 11 | 0 |
| COLTS | 51 | 1094 | 21.5 | 54 | 0 |
| OPPONENTS | 63 | 1320 | 21.0 | 40 | 0 |

USUAL STARTERS PRO BOWLERS IN BOLDFACE

| OFFENSE | DEFENSE |
|-----------------------|--------------------------|
| WR Raymond Berry | LDE Lou Michaels |
| LT Bob Vogel | LDT Billy Ray Smith |
| LG Dan Sullivan | RDT Fred Miller |
| C Dick Szymanski | RDE Ordele Braase |
| RG Alex Sandusky | LLB Jack Burkett |
| RT Jim Parker | Steve Stonebreaker |
| TE John Mackey | MLB Dennis Gaubatz |
| WR Jimmy Orr | RLB Don Shinnick |
| QB John Unitas | LCB Bob Boyd |
| RB Lenny Moore | RCB Lenny Lyles |
| RB Tony Lorick | LS Jerry Logan |
| Jerry Hill | RS Alvin Haymond |

1967

RECORD: 11-1-2 COACH: DON SHULA

TIED FIRST - COASTAL DIVISION

HOME: 6-0-1 AWAY: 5-1-1

DIV: 4-1-1 CONF: 7-1-2 NCONF: 4-0

| DATE | RESULTS | OPPONENT | ATTENDANCE |
|-------|---------|--------------------|------------|
| 9/17 | W 38-31 | ATLANTA | 56,715 |
| 9/24 | W 38-6 | @ Philadelphia | 60,755 |
| 10/1 | W 41-7 | SAN FRANCISCO | 60,238 |
| 10/8 | W 24-3 | @ Chicago | 47,190 |
| 10/15 | T 24-24 | LOS ANGELES RAMS | 60,238 |
| 10/22 | T 20-20 | @ Minnesota | 47,693 |
| 10/29 | W 17-13 | @ Washington | 50,574 |
| 11/5 | W 13-10 | GREEN BAY | 60,238 |
| 11/12 | W 49-7 | @ Atlanta | 58,850 |
| 11/19 | W 41-7 | DETROIT | 60,238 |
| 11/26 | W 26-9 | @ San Francisco | 44,815 |
| 12/3 | W 23-17 | DALLAS | 60,238 |
| 12/10 | W 30-10 | NEW ORLEANS | 60,238 |
| 12/17 | L 10-34 | @ Los Angeles Rams | 77,277 |

| TEAM STATISTICS | COLTS | OPP |
|--------------------|---------|---------|
| TOTAL FIRST DOWNS | 289 | 208 |
| Rushing | 105 | 78 |
| Passing | 159 | 116 |
| Penalty | 25 | 14 |
| TOTAL NET YARDS | 5008 | 3843 |
| Avg. Per Game | 357.7 | 274.5 |
| Total Plays | 925 | 818 |
| Avg. Per Play | 5.4 | 4.7 |
| NET YARDS RUSHING | 1645 | 1411 |
| Avg. Per Game | 117.5 | 100.8 |
| Total Rushes | 443 | 387 |
| NET YARDS PASSING | 3363 | 2432 |
| Avg. Per Game | 240.2 | 173.7 |
| Tackled/Yards Lost | 25/198 | 36/246 |
| Gross Yards | 3561 | 2678 |
| Att./Completions | 457/265 | 395/221 |
| Completion Pct. | 58.0 | 55.9 |
| Had Intercepted | 17 | 32 |
| PUNTS/AVERAGE | 49/42.3 | 69/39.4 |
| PENALTIES/YARDS | 52/458 | 82/927 |
| FUMBLES/BALL LOST | 13/8 | 17/8 |
| TOUCHDOWNS | 48 | 21 |
| Rushing | 21 | 5 |
| Passing | 22 | 13 |
| Defense/Kicking | 4/1 | 2/1 |

| SCORE BY PERIODS | 1 | 2 | 3 | 4 | TOTAL |
|------------------|----|-----|----|-----|-------|
| COLTS | 78 | 122 | 69 | 135 | 394 |
| OPPONENTS | 26 | 50 | 57 | 65 | 198 |

| SCORING | TDR | TDP | TDRT | PAT | FG | 5 | TP |
|------------|-----|-----|-------|-------|-------|---|-----|
| Michaels | | | 46-48 | 20-37 | | | 106 |
| Matte | 9 | 3 | | | | | 72 |
| Richardson | | 8 | | | | | 48 |
| Lorick | 6 | | | | | | 36 |
| Hawkins | | 4 | | | | | 24 |
| Moore | | 4 | | | | | 24 |
| Mackey | | 3 | | | | | 18 |
| Perkins | | 2 | | | | | 12 |
| Hill | | 2 | | | | | 12 |
| Boyd | | | 1 | | | | 6 |
| Orr | | 1 | | | | | 6 |
| Berry | | 1 | | | | | 6 |
| Volk | | | 1 | | | | 6 |
| Logan | | | 1 | | | | 6 |
| Lyles | | | 1 | | | | 6 |
| Braase | | | 1 | | | | 6 |
| COLTS | 21 | 22 | 5 | 46-48 | 20-37 | | 394 |
| OPPONENTS | 5 | 13 | 3 | 21-21 | 17-28 | | 198 |

| FGS | 1-19 | 20-29 | 30-39 | 40-49 | 50+ | TOT. |
|----------|------|-------|-------|-------|-----|-------|
| Michaels | 6-7 | 5-7 | 3-10 | 4-9 | 2-4 | 20-37 |
| COLTS | 6-7 | 5-7 | 3-10 | 4-9 | 2-4 | 20-37 |
| OPP. | 3-3 | 3-3 | 6-9 | 5-11 | 0-2 | 17-28 |

Michaels: (16,42) (37,52) (30,20,42,40) (47,X)
 (45,33,44) (25,41,10) (48,12,30) (32,57) (33)
 (54,29,33) (10,12,47,26) (29,53,27)
 (35,21,17) (37,14)
 OPP: (47,48) (9,35) (42) (35) (47,50,33,47) (47,28,11)
 (42,35) (49,42) (30,37,50) (26,43,33,33) (17)
 (35) (47,23)

| RUSHING | NO. | YDS. | AVG. | LG | TD |
|-----------|-----|------|------|----|----|
| Matte | 147 | 636 | 4.3 | 30 | 9 |
| Lorick | 133 | 436 | 3.3 | 22 | 6 |
| Hill | 90 | 311 | 3.5 | 18 | 2 |
| Moore | 42 | 132 | 3.1 | 21 | 4 |
| Unitas | 22 | 89 | 4.1 | 12 | 0 |
| Ward | 5 | 23 | 4.6 | 8 | 0 |
| Hawkins | 2 | 12 | 6.0 | 7 | 0 |
| Welch | 2 | 6 | 3.0 | 4 | 0 |
| COLTS | 443 | 1645 | 3.7 | 30 | 21 |
| OPPONENTS | 387 | 1411 | 3.6 | 27 | 5 |

| RECEIVING | NO. | YDS. | AVG. | LG | TD |
|------------|-----|------|------|----|----|
| Richardson | 63 | 860 | 13.7 | 31 | 8 |
| Mackey | 55 | 687 | 12.5 | 34 | 3 |
| Matte | 35 | 496 | 14.2 | 88 | 3 |
| Hawkins | 27 | 469 | 17.4 | 54 | 4 |
| Lorick | 22 | 188 | 8.6 | 34 | 0 |
| Hill | 19 | 156 | 8.2 | 33 | 0 |
| Perkins | 16 | 302 | 18.9 | 57 | 2 |
| Moore | 13 | 153 | 11.8 | 37 | 0 |
| Berry | 11 | 167 | 15.2 | 40 | 1 |
| Orr | 3 | 72 | 24.0 | 55 | 1 |
| Alley | 1 | 11 | 11.0 | 11 | 0 |
| COLTS | 265 | 3561 | 13.4 | 88 | 22 |
| OPPONENTS | 221 | 2678 | 12.1 | 80 | 13 |

| INTERCEPTIONS | NO. | YDS. | AVG. | LG | TD |
|---------------|-----|------|------|----|----|
| Volk | 6 | 145 | 24.2 | 94 | 1 |
| Boyd | 6 | 145 | 24.2 | 41 | 1 |
| Lyles | 5 | 59 | 11.8 | 36 | 1 |
| Logan | 4 | 22 | 5.5 | 11 | 0 |
| Shinnick | 3 | 20 | 6.7 | 17 | 0 |
| Haymond | 2 | 33 | 16.5 | 33 | 0 |
| Stukes | 2 | 13 | 6.5 | 13 | 0 |
| Gaubatz | 2 | 10 | 5.0 | 5 | 0 |
| Curtis | 1 | 6 | 6.0 | 6 | 0 |
| Porter | 1 | 0 | 0.0 | 0 | 0 |
| COLTS | 32 | 453 | 14.2 | 94 | 3 |
| OPPONENTS | 17 | 272 | 16.0 | 77 | 2 |

| PUNTING | NO. | YDS. | AVG. | LG | BLK. |
|-----------|-----|------|------|----|------|
| Lee | 49 | 2075 | 42.3 | 68 | 0 |
| COLTS | 49 | 2075 | 42.3 | 68 | 0 |
| OPPONENTS | 69 | 2718 | 39.4 | 62 | 1 |

| PUNT RETURNS | NO. | FC | YDS. | AVG. | LG | TD |
|--------------|-----|----|------|------|----|----|
| Haymond | 26 | 4 | 155 | 6.0 | 31 | 0 |
| Volk | 11 | 5 | 88 | 8.0 | 24 | 0 |
| Logan | 5 | 1 | 80 | 16.0 | 43 | 1 |
| COLTS | 42 | 10 | 323 | 7.7 | 43 | 1 |
| OPPONENTS | 21 | 6 | 144 | 6.9 | 40 | 0 |

| KICKOFF RETURNS | NO. | YDS. | AVG. | LG | TD |
|-----------------|-----|------|------|----|----|
| Moore | 16 | 392 | 24.5 | 37 | 0 |
| Haymond | 13 | 326 | 25.1 | 48 | 0 |
| Lorick | 8 | 212 | 26.5 | 37 | 0 |
| Logan | 2 | 17 | 8.5 | 10 | 0 |
| Stukes | 1 | 19 | 19.0 | 19 | 0 |
| Matte | 1 | 14 | 14.0 | 14 | 0 |
| Davis | 1 | 8 | 8.0 | 8 | 0 |
| COLTS | 42 | 988 | 23.5 | 48 | 0 |
| OPPONENTS | 65 | 1483 | 22.8 | 99 | 1 |

USUAL STARTERS PRO BOWLERS IN BOLDFACE

| OFFENSE | DEFENSE |
|----------------------|---------------------|
| WR Raymond Berry, | LDE Roy Hilton, |
| Ray Perkins | Low Michaels |
| LT Bob Vogel | LDT Fred Miller |
| LG Glenn Ressler | RDT Billy Ray Smith |
| C Dick Szymanski | RDE Orzell Braase |
| RG Dan Sullivan | LB Ron Porter, |
| RT Sam Ball | Mike Curtis |
| TE John Mackey | MLB Dennis Gaubatz |
| WR Willie Richardson | RLB Don Shinnick |
| QB John Unitas | LCB Bob Boyd |
| RB Tom Matte | RCB Lenny Iyles |
| RB Tony Lorick | LS Jerry Logan |
| | RS Rick Volk |

| PASSING | ATT. | COMP. | YDS. | PCT. | AVG./ATT. | TD | TD% | INT. | INT.% | LG | SACKED | RATING |
|-----------|------|-------|------|------|-----------|----|------|------|-------|----|--------|--------|
| Unitas | 436 | 255 | 3428 | 58.5 | 7.86 | 20 | 4.6 | 16 | 3.7 | 88 | 25/198 | 83.6 |
| Ward | 16 | 9 | 115 | 56.3 | 7.19 | 2 | 12.5 | 1 | 6.3 | 21 | 0/0 | 92.4 |
| Matte | 5 | 1 | 18 | 20.0 | 3.60 | 0 | 0.0 | 0 | 0.0 | 18 | 0/0 | 42.1 |
| COLTS | 457 | 265 | 3561 | 58.0 | 7.79 | 22 | 4.8 | 17 | 3.7 | 88 | 25/198 | 83.4 |
| OPPONENTS | 395 | 221 | 2678 | 55.9 | 6.78 | 13 | 3.3 | 32 | 8.1 | 80 | 36/246 | 54.1 |

1968

NFL CHAMPIONS

RECORD: 13-1 COACH: DON SHULA

FIRST - COASTAL DIVISION

HOME: 6-1 AWAY: 7-0

DIV: 6-0 CONF: 10-0 NCONF: 3-1

| DATE | RESULTS | OPPONENT | ATTENDANCE |
|-------|---------|--------------------------|------------|
| 9/15 | W 27-10 | SAN FRANCISCO | 56,864 |
| 9/23 | W 28-20 | @ Atlanta | 50,428 |
| 9/29 | W 41-7 | @ Pittsburgh | 44,480 |
| 10/ 6 | W 28-7 | CHICAGO | 60,238 |
| 10/13 | W 42-14 | @ San Francisco | 32,822 |
| 10/20 | L 20-30 | CLEVELAND | 60,238 |
| 10/27 | W 27-10 | LOS ANGELES RAMS | 60,238 |
| 11/ 2 | W 26-0 | @ New York Giants | 62,973 |
| 11/10 | W 27-10 | @ Detroit | 55,170 |
| 11/17 | W 27-0 | ST. LOUIS | 60,238 |
| 11/24 | W 21-9 | MINNESOTA | 60,238 |
| 12/ 1 | W 44-0 | ATLANTA | 60,238 |
| 12/ 7 | W 16-3 | @ Green Bay | 50,861 |
| 12/15 | W 28-24 | @ Los Angeles Rams | 69,397 |
| 12/22 | W 24-14 | MINNESOTA | 60,238 |
| 12/29 | W 34-0 | @ Cleveland | 80,628 |
| 1/12 | L 7-16 | NEW YORK JETS (at Miami) | 75,389 |

| TEAM STATISTICS | COLTS | OPP |
|--------------------|---------|---------|
| TOTAL FIRST DOWNS | 258 | 207 |
| Rushing | 110 | 71 |
| Passing | 131 | 119 |
| Penalty | 17 | 17 |
| TOTAL NET YARDS | 4681 | 3377 |
| Avg. Per Game | 334.4 | 241.2 |
| Total Plays | 851 | 852 |
| Avg. Per Play | 5.5 | 4.0 |
| NET YARDS RUSHING | 1809 | 1339 |
| Avg. Per Game | 129.2 | 95.6 |
| Total Rushes | 463 | 375 |
| NET YARDS PASSING | 2872 | 2038 |
| Avg. Per Game | 205.1 | 145.5 |
| Tackled/Yards Lost | 29/222 | 45/367 |
| Gross Yards | 3094 | 2405 |
| Att./Completions | 359/196 | 432/224 |
| Completion Pct. | 54.6 | 51.9 |
| Had Intercepted | 22 | 29 |
| PUNTS/AVERAGE | 49/39.5 | 78/40.8 |
| PENALTIES/YARDS | 75/655 | 72/799 |
| FUMBLES/BALL LOST | 23/12 | 29/12 |
| TOUCHDOWNS | 50 | 16 |
| Rushing | 16 | 6 |
| Passing | 28 | 9 |
| Defense/Kicking | 4/2 | 1/0 |

| SCORE BY PERIODS | 1 | 2 | 3 | 4 | TOTAL |
|------------------|-----|-----|----|-----|-------|
| COLTS | 103 | 137 | 62 | 100 | 402 |
| OPPONENTS | 37 | 37 | 20 | 50 | 144 |

| SCORING | TDR | TDP | TDRT | PAT | FG | S | TP |
|------------|-----|-----|------|-------|-------|---|-----|
| Michaels | | | | 48-50 | 18-28 | | 102 |
| Matte | 9 | 1 | | | | | 60 |
| Richardson | | 8 | | | | | 48 |
| Orr | | 6 | | | | | 36 |
| Mackey | | 5 | | | | | 30 |
| Mitchell | | 4 | | | | | 24 |
| Pearson | | 2 | 2 | | | | 24 |
| Cole | | 3 | | | | | 18 |
| Brown | | 2 | | | | | 12 |
| Hill | | 1 | | | | | 12 |
| Perkins | | 1 | | | | | 6 |
| Boyd | | | | 1 | | | 6 |

| SCORING | TDR | TDP | TDRT | PAT | FG | S | TP |
|-----------|-----|-----|------|-------|-------|---|-----|
| Hilton | | | 1 | | | | 6 |
| Stukes | | | 1 | | | | 6 |
| Curtis | | | 1 | | | | 6 |
| Morrall | | 1 | | | | | 6 |
| COLTS | 16 | 28 | 6 | 48-50 | 18-28 | | 402 |
| OPPONENTS | 6 | 9 | 1 | 15-16 | 11-19 | | 144 |

| RUSHING | NO. | YDS. | AVG. | LG | TD |
|-----------|-----|------|------|----|----|
| Matte | 183 | 662 | 3.6 | 23 | 9 |
| Cole | 104 | 418 | 4.0 | 21 | 3 |
| Hill | 91 | 360 | 4.0 | 21 | 1 |
| Brown | 39 | 159 | 4.1 | 10 | 2 |
| Mackey | 10 | 103 | 10.3 | 33 | 0 |
| Pearson | 19 | 78 | 4.1 | 13 | 0 |
| Morrall | 11 | 18 | 1.6 | 11 | 1 |
| Lee | 3 | 12 | 4.0 | 21 | 0 |
| Unitas | 3 | -1 | -0.3 | 5 | 0 |
| COLTS | 463 | 1809 | 3.9 | 33 | 16 |
| OPPONENTS | 375 | 1339 | 3.6 | 59 | 6 |

| RECEIVING | NO. | YDS. | AVG. | LG | TD |
|------------|-----|------|------|----|----|
| Mackey | 45 | 644 | 14.3 | 45 | 5 |
| Richardson | 37 | 698 | 18.9 | 79 | 8 |
| Orr | 29 | 743 | 25.6 | 84 | 6 |
| Matte | 25 | 275 | 11.0 | 50 | 1 |
| Hill | 18 | 161 | 8.9 | 19 | 1 |
| Perkins | 15 | 227 | 15.1 | 29 | 1 |
| Cole | 13 | 75 | 5.8 | 18 | 0 |
| Mitchell | 6 | 117 | 19.5 | 41 | 4 |
| Brown | 4 | 53 | 13.3 | 18 | 0 |
| Pearson | 2 | 70 | 35.0 | 61 | 2 |
| Hawkins | 2 | 31 | 15.5 | 18 | 0 |
| COLTS | 196 | 3094 | 15.8 | 84 | 28 |
| OPPONENTS | 224 | 2405 | 10.7 | 71 | 9 |

| INTERCEPTIONS | NO. | YDS. | AVG. | LG | TD |
|---------------|-----|------|------|----|----|
| Boyd | 8 | 160 | 20.0 | 49 | 1 |
| Volk | 6 | 154 | 25.7 | 90 | 0 |
| Lyles | 5 | 32 | 6.4 | 11 | 0 |
| Logan | 3 | 9 | 3.0 | 9 | 0 |
| Gaubatz | 2 | 15 | 7.5 | 13 | 0 |
| Curtis | 2 | 38 | 19.0 | 38 | 1 |
| Stukes | 1 | 60 | 60.0 | 60 | 1 |
| Hilton | 1 | 13 | 13.0 | 13 | 1 |
| Shinnick | 1 | 2 | 2.0 | 2 | 0 |
| COLTS | 29 | 483 | 16.7 | 90 | 4 |
| OPPONENTS | 22 | 192 | 8.7 | 36 | 1 |

| PUNTING | NO. | YDS. | AVG. | LG | BLK. |
|-----------|-----|------|------|----|------|
| Lee | 49 | 1935 | 39.5 | 59 | 1 |
| COLTS | 49 | 1935 | 39.5 | 59 | 1 |
| OPPONENTS | 78 | 3183 | 40.8 | 58 | 0 |

| PUNT RETURNS | NO. | FC | YDS. | AVG. | LG | TD |
|--------------|-----|----|------|------|----|----|
| Volk | 25 | 7 | 198 | 7.9 | 24 | 0 |
| Brown | 16 | 8 | 125 | 7.8 | 25 | 0 |
| Logan | 1 | 1 | 27 | 27.0 | 27 | 0 |
| COLTS | 42 | 16 | 350 | 8.3 | 27 | 0 |
| OPPONENTS | 19 | 16 | 62 | 3.3 | 14 | 0 |

| KICKOFF RETURNS | NO. | YDS. | AVG. | LG | TD |
|-----------------|-----|------|------|-----|----|
| Pearson | 15 | 527 | 35.1 | 102 | 2 |
| Brown | 15 | 298 | 19.9 | 29 | 0 |
| Cole | 5 | 123 | 24.6 | 34 | 0 |
| Matte | 1 | 22 | 22.0 | 22 | 0 |
| Porter | 1 | 19 | 19.0 | 19 | 0 |
| Logan | 1 | 14 | 14.0 | 14 | 0 |
| COLTS | 38 | 1003 | 26.4 | 102 | 2 |
| OPPONENTS | 71 | 1391 | 19.6 | 35 | 0 |

USUAL STARTERS PRO BOWLERS IN BOLDFACE

| OFFENSE | DEFENSE |
|----------------------|---------------------|
| WR Jimmy Orr | LDE Bubba Smith |
| LT Bob Vogel | LDT Billy Ray Smith |
| LG Glenn Ressler | RDT Fred Miller |
| C Bill Curry | RDE Ordele Brasse |
| RG Dan Sullivan | LIB Mike Curtis |
| RT Sam Ball | MLB Dennis Goubatz |
| TE John Mackey | RLB Don Shinnick |
| WR Willie Richardson | LCB Bob Boyd |
| QB Earl Morrall | RCB Lenny Lyles |
| RB Tom Matte | LS Jerry Logan |
| RB Jerry Hill | RS Rick Volk |

| PASSING | ATT. | COMP. | YDS. | PCT. | AVG./ATT. | TD | TD% | INT. | INT.% | LG | SACKED | RATING |
|-----------|------|-------|------|------|-----------|----|-----|------|-------|----|--------|--------|
| Morrall | 317 | 182 | 2909 | 57.4 | 9.18 | 26 | 8.2 | 17 | 5.4 | 84 | 24/180 | 93.2 |
| Unitas | 32 | 11 | 139 | 34.4 | 4.34 | 2 | 6.3 | 4 | 12.5 | 37 | 2/15 | 30.1 |
| Ward | 9 | 3 | 46 | 33.3 | 5.11 | 0 | 0.0 | 1 | 11.1 | 22 | 3/27 | 11.6 |
| Matte | 1 | 0 | 0 | 0.0 | 0.00 | 0 | 0.0 | 0 | 0.0 | 0 | 0/0 | 39.6 |
| COLTS | 359 | 196 | 3094 | 54.6 | 8.62 | 28 | 7.8 | 22 | 6.1 | 84 | 29/222 | 84.0 |
| OPPONENTS | 432 | 224 | 2405 | 51.9 | 5.57 | 9 | 2.1 | 29 | 6.7 | 71 | 45/367 | 47.5 |

1969

RECORD: 8-5-1 COACH: DON SHULA

SECOND - COASTAL DIVISION

HOME: 4-2-1 AWAY: 4-3

DIV: 3-3 CONF: 5-4-1 NCONF: 3-1

| DATE | RESULTS | OPPONENT | ATTENDANCE |
|-------|---------|--------------------|------------|
| 9/21 | L 20-27 | LOS ANGELES RAMS | 56,864 |
| 9/28 | L 14-52 | @ Minnesota | 47,644 |
| 10/ 5 | W 21-14 | @ Atlanta | 57,806 |
| 10/13 | W 24-20 | PHILADELPHIA | 56,864 |
| 10/19 | W 30-10 | @ New Orleans | 80,636 |
| 10/26 | L 21-24 | SAN FRANCISCO | 60,238 |
| 11/ 2 | W 41-17 | WASHINGTON | 60,238 |
| 11/ 9 | W 14- 6 | GREEN BAY | 60,238 |
| 11/16 | L 17-20 | @ San Francisco | 38,472 |
| 11/23 | W 24-21 | @ Chicago | 45,455 |
| 11/30 | W 13- 6 | ATLANTA | 60,238 |
| 12/ 7 | T 17-17 | DETROIT | 60,238 |
| 12/13 | L 10-27 | @ Dallas | 63,191 |
| 12/21 | W 13- 7 | @ Los Angeles Rams | 73,326 |

| TEAM STATISTICS | COLTS | OPP |
|--------------------|---------|---------|
| TOTAL FIRST DOWNS | 255 | 256 |
| Rushing | 99 | 70 |
| Passing | 140 | 164 |
| Penalty | 16 | 22 |
| TOTAL NET YARDS | 4477 | 4649 |
| Avg. Per Game | 319.8 | 332.1 |
| Total Plays | 865 | 891 |
| Avg. Per Play | 5.2 | 5.2 |
| NET YARDS RUSHING | 1490 | 1400 |
| Avg. Per Game | 106.4 | 100.0 |
| Total Rushes | 417 | 399 |
| NET YARDS PASSING | 2987 | 3249 |
| Avg. Per Game | 213.4 | 232.1 |
| Tackled/Yards Lost | 19/156 | 33/250 |
| Gross Yards | 3143 | 3499 |
| Att./Completions | 429/225 | 459/271 |
| Completion Pct. | 52.4 | 59.0 |
| Had Intercepted | 27 | 15 |
| PUNTS/AVERAGE | 57/45.3 | 69/38.4 |
| PENALTIES/YARDS | 62/561 | 74/848 |
| FUMBLES/BALL LOST | 23/12 | 18/10 |
| TOUCHDOWNS | 34 | 32 |
| Rushing | 16 | 8 |
| Passing | 17 | 20 |
| Defense/Kicking | 0/1 | 4/0 |

| SCORE BY PERIODS | 1 | 2 | 3 | 4 | TOTAL |
|------------------|----|----|----|----|-------|
| COLTS | 43 | 80 | 80 | 76 | 279 |
| OPPONENTS | 48 | 90 | 76 | 54 | 268 |

| SCORING | TDR | TDP | TDRT | PAT | FG | S | TP |
|------------|-----|-----|------|-------|-------|---|-----|
| Matte | 11 | 2 | | | | | 78 |
| Michaels | | | 3334 | 1431 | | | 75 |
| Mitchell | 3 | | | | | | 18 |
| Perkins | 3 | | | | | | 18 |
| Richardson | 3 | | | | | | 18 |
| Cole | 2 | 1 | | | | | 18 |
| Orr | 2 | | | | | | 12 |
| Hill | 2 | | | | | | 12 |
| Mackey | 2 | | | | | | 12 |
| Duncan | | | 1 | | | | 6 |
| Havriliak | 1 | | | | | | 6 |
| Hinton | 1 | | | | | | 6 |
| COLTS | 16 | 17 | 1 | 33-34 | 14-31 | | 279 |
| OPPONENTS | 8 | 20 | 4 | 31-32 | 15-34 | | 268 |

| FGS | 1-19 | 20-29 | 30-39 | 40-49 | 50+ | TOT. |
|----------|------|-------|-------|-------|-----|-------|
| Michaels | 5-5 | 3-3 | 3-9 | 3-11 | 0-3 | 14-31 |
| COLTS | 5-5 | 3-3 | 3-9 | 3-11 | 0-3 | 14-31 |
| OPP. | 6-6 | 5-5 | 3-9 | 1-13 | 0-1 | 15-34 |

Michaels: (15,41) (40) (52) (20,37,32) (33,57,43)
 (37,46) (49,12) (41) (41) (49,48,17) (38,32,13,40)
 (12,53) (24,42) (22,36,39,31)
 OPP.: (29,41,15) (40) (33,43,44) (24,18) (35,33)
 (18,47) (34,50) (14,38,45,35) (46,34,44) ()
 (41,22,32,22) (30,43,34,41,12) (15,27,46) ()

| RUSHING | NO. | YDS. | AVG. | LG | TD |
|-----------|-----|------|------|----|----|
| Matte | 235 | 909 | 3.9 | 26 | 11 |
| Cole | 73 | 204 | 2.8 | 27 | 2 |
| Hill | 49 | 143 | 2.9 | 14 | 2 |
| Pearson | 24 | 81 | 3.4 | 11 | 0 |
| Havriliak | 5 | 49 | 9.8 | 29 | 1 |
| Dunn | 13 | 45 | 3.5 | 11 | 0 |
| Perkins | 3 | 36 | 12.0 | 18 | 0 |
| Unitas | 11 | 23 | 2.1 | 13 | 0 |
| Mackey | 2 | 3 | 1.5 | 7 | 0 |
| Conjar | 1 | 0 | 0.0 | 0 | 0 |
| Hinton | 1 | -3 | -3.0 | -3 | 0 |
| COLTS | 417 | 1490 | 3.6 | 29 | 16 |
| OPPONENTS | 399 | 1400 | 3.5 | 46 | 8 |

| RECEIVING | NO. | YDS. | AVG. | LG | TD |
|------------|-----|------|------|----|----|
| Richardson | 43 | 646 | 15.0 | 39 | 3 |
| Matte | 43 | 513 | 11.9 | 49 | 2 |
| Mackey | 34 | 443 | 13.3 | 52 | 2 |
| Perkins | 28 | 391 | 14.0 | 47 | 3 |
| Orr | 25 | 474 | 19.0 | 47 | 2 |
| Hinton | 13 | 269 | 20.7 | 46 | 1 |
| Hill | 11 | 44 | 4.0 | 12 | 0 |
| Mitchell | 9 | 199 | 22.1 | 51 | 3 |
| Cole | 9 | 65 | 7.2 | 18 | 1 |
| Dunn | 5 | 30 | 6.0 | 10 | 0 |
| Pearson | 4 | 64 | 16.0 | 37 | 0 |
| Havriliak | 1 | 5 | 5.0 | 5 | 0 |
| COLTS | 225 | 3143 | 14.0 | 52 | 17 |
| OPPONENTS | 271 | 3499 | 12.9 | 83 | 20 |

| INTERCEPTIONS | NO. | YDS. | AVG. | LG | TD |
|---------------|-----|------|------|----|----|
| Volk | 4 | 36 | 9.0 | 23 | 0 |
| Maxwell | 3 | 37 | 12.3 | 22 | 0 |
| Grant | 3 | 0 | 0.0 | 0 | 0 |
| Austin | 2 | 10 | 5.0 | 10 | 0 |
| Gaubatz | 1 | 11 | 11.0 | 11 | 0 |
| Stukes | 1 | 6 | 6.0 | 6 | 0 |
| Logan | 1 | 6 | 6.0 | 6 | 0 |
| COLTS | 15 | 106 | 7.1 | 23 | 0 |
| OPPONENTS | 27 | 394 | 14.6 | 57 | 3 |

| PUNTING | NO. | YDS. | AVG. | LG | BLK. |
|-----------|-----|------|------|----|------|
| Lee | 57 | 2580 | 45.3 | 66 | 0 |
| COLTS | 57 | 2580 | 45.3 | 66 | 0 |
| OPPONENTS | 69 | 2647 | 38.4 | 63 | 1 |

| PUNT RETURNS | NO. | FC | YDS. | AVG. | LG | TD |
|--------------|-----|----|------|------|----|----|
| Havriliak | 13 | 7 | 56 | 4.3 | 13 | 0 |
| Volk | 10 | 6 | 58 | 5.8 | 14 | 0 |
| Logan | 8 | 2 | 41 | 5.1 | 11 | 0 |
| Pearson | 6 | 0 | 37 | 6.2 | 11 | 0 |
| COLTS | 37 | 15 | 192 | 5.2 | 14 | 0 |
| OPPONENTS | 35 | 6 | 182 | 5.2 | 22 | 0 |

| KICKOFF RETURNS | NO. | YDS. | AVG. | LG | TD |
|-----------------|-----|------|------|----|----|
| Pearson | 31 | 706 | 22.8 | 51 | 0 |
| Duncan | 19 | 560 | 29.5 | 92 | 1 |
| Hinton | 1 | 24 | 24.0 | 24 | 0 |
| COLTS | 51 | 1290 | 25.3 | 92 | 1 |
| OPPONENTS | 55 | 1135 | 20.6 | 42 | 0 |

USUAL STARTERS PRO BOWLERS IN BOLDFACE

| OFFENSE | DEFENSE |
|----------------------|---------------------|
| WR Jimmy Orr | LDE Bubba Smith |
| LT Bob Vogel | LDT Billy Ray Smith |
| LG Glenn Ressler | RDE Fred Miller |
| C Bill Curry | RDE Roy Hilton |
| RG Dan Sullivan | ILB Bob Grant |
| RT Sam Ball | MLB Mike Curtis |
| TE John Mackey | TE Ted Hendricks |
| WR Willie Richardson | LCB Charlie Stukes |
| QB John Unitas | RCB Tom Maxwell, |
| RB Tom Matte | LB Jerry Lyles |
| RB Jerry Hill, | LS Jerry Logan |
| Terry Cole | RS Rick Volk |

| PASSING | ATT. | COMP. | YDS. | PCT. | AVG./ATT. | TD | TD% | INT. | INT. % | LG | SACKED | RATING |
|-----------|------|-------|------|------|-----------|----|-----|------|--------|----|--------|--------|
| Unitas | 327 | 178 | 2342 | 54.4 | 7.16 | 12 | 3.7 | 20 | 6.1 | 52 | 12/ 93 | 64.0 |
| Morrall | 99 | 46 | 755 | 46.5 | 7.63 | 5 | 5.1 | 7 | 7.1 | 42 | 7/ 63 | 60.0 |
| Matte | 3 | 1 | 46 | 33.3 | 15.33 | 0 | 0.0 | 0 | 0.0 | 46 | 0/ 0 | 81.9 |
| COLTS | 429 | 225 | 3143 | 52.4 | 7.33 | 17 | 4.0 | 27 | 6.3 | 52 | 19/156 | 62.8 |
| OPPONENTS | 459 | 271 | 3499 | 59.0 | 7.62 | 20 | 4.4 | 15 | 3.3 | 83 | 33/250 | 80.5 |

1970

WORLD CHAMPIONS

RECORD: 11-2-1 COACH: DON McCAFFERTY

FIRST - AFC EASTERN DIVISION

HOME: 5-1-1 AWAY: 6-1

DIV: 6-1-1 CONF: 8-2-1 NCONF: 3-0

| DATE | RESULTS | OPPONENT | ATTENDANCE |
|-------|---------|-------------------|------------|
| 9/20 | W 16-14 | @ San Diego | 47,782 |
| 9/28 | L 24-44 | KANSAS CITY | 53,911 |
| 10/ 4 | W 14-6 | @ Boston | 38,235 |
| 10/11 | W 24-20 | @ Houston | 48,050 |
| 10/18 | W 29-22 | @ New York Jets | 63,301 |
| 10/25 | W 27-3 | BOSTON | 60,240 |
| 11/ 1 | W 35-0 | MIAMI | 60,240 |
| 11/ 9 | W 13-10 | Green Bay @ Milw. | 48,063 |
| 11/15 | T 17-17 | BUFFALO | 60,240 |
| 11/22 | L 17-34 | @ Miami | 67,699 |
| 11/29 | W 21-20 | CHICAGO | 60,240 |
| 12/ 6 | W 17-0 | PHILADELPHIA | 60,240 |
| 12/13 | W 20-14 | @ Buffalo | 34,346 |
| 12/19 | W 35-20 | NEW YORK JETS | 60,240 |
| 12/26 | W 17-0 | CINCINNATI | 51,127 |
| 1/ 3 | W 27-17 | OAKLAND | 56,368 |
| 1/17 | W 16-13 | Dallas (at Miami) | 79,204 |

| SCORING | TDR | TDP | TDRT | PAT | FG | S | TP |
|------------------|----------|-----------|----------|--------------------|--------------|---|----|
| Perkins | | 1 | | | | | 6 |
| Grant | | | 1 | | | | 6 |
| Hendricks | | | 1 | | | | 6 |
| Gardin | | | 1 | | | | 6 |
| Duncan | | | 1 | | | | 6 |
| COLTS | 9 | 23 | 6 | 36-38-19-34 | 321 | | |
| OPPONENTS | 6 | 16 | 3 | 25-25-19-35 | 1 234 | | |

| INTERCEPTIONS | NO. | YDS. | AVG. | LG | TD |
|------------------|-----------|------------|-------------|-----------|----------|
| Logan | 6 | 92 | 15.3 | 33 | 2 |
| Curtis, M. | 5 | 50 | 10.0 | 18 | 0 |
| Volk | 4 | 61 | 15.3 | 31 | 0 |
| Stukes | 3 | 52 | 17.3 | 47 | 0 |
| Duncan | 2 | 56 | 28.0 | 30 | 0 |
| Grant | 2 | 39 | 19.5 | 27 | 1 |
| Hendricks | 1 | 31 | 31.0 | 31 | 0 |
| May | 1 | 18 | 18.0 | 18 | 0 |
| Curtis, T. | 1 | 0 | 0.0 | 0 | 0 |
| Maxwell | 0 | 9 | 0.0 | 9 | 0 |
| COLTS | 25 | 408 | 16.3 | 47 | 3 |
| OPPONENTS | 22 | 283 | 12.9 | 45 | 1 |

| TEAM STATISTICS | COLTS | OPP |
|--------------------|---------|----------|
| TOTAL FIRST DOWNS | 242 | 214 |
| Rushing | 70 | 79 |
| Passing | 148 | 120 |
| Penalty | 24 | 15 |
| TOTAL NET YARDS | 4134 | 3845 |
| Avg. Per Game | 295.3 | 274.6 |
| Total Plays | 860 | 883 |
| Avg. Per Play | 4.8 | 4.4 |
| NET YARDS RUSHING | 1336 | 1439 |
| Avg. Per Game | 95.4 | 102.8 |
| Total Rushes | 411 | 390 |
| NET YARDS PASSING | 2798 | 2406 |
| Avg. Per Game | 199.9 | 171.9 |
| Tackled/Yards Lost | 33/289 | 41/374 |
| Gross Yards | 3087 | 2780 |
| Att./Completions | 416/219 | 452/238 |
| Completion Pct. | 52.6 | 52.7 |
| Had Intercepted | 22 | 25 |
| PUNTS/AVERAGE | 63/44.7 | 78/38.4 |
| PENALTIES/YARDS | 71/708 | 101/1032 |
| FUMBLES/BALL LOST | 25/14 | 14/9 |
| TOUCHDOWNS | 38 | 25 |
| Rushing | 9 | 6 |
| Passing | 23 | 16 |
| Defense/Kicking | 3/3 | 2/1 |

| Rushing | No. | Yds. | Avg. | LG | TD |
|------------------|------------|-------------|------------|-----------|----------|
| Bulaich | 139 | 426 | 3.1 | 15 | 3 |
| Nowatzke | 73 | 248 | 3.4 | 14 | 1 |
| Maitland | 74 | 209 | 2.8 | 24 | 1 |
| Havrlik | 54 | 159 | 2.9 | 26 | 0 |
| Hill | 36 | 115 | 3.2 | 15 | 2 |
| Hinton | 5 | 58 | 11.6 | 21 | 2 |
| Jefferson | 4 | 47 | 11.8 | 19 | 0 |
| Matte | 12 | 43 | 3.6 | 16 | 0 |
| Unitas | 9 | 16 | 1.8 | 9 | 0 |
| Morrall | 2 | 6 | 3.0 | 5 | 0 |
| Perkins | 2 | 6 | 3.0 | 4 | 0 |
| Conjar | 1 | 3 | 3.0 | 3 | 0 |
| COLTS | 411 | 1336 | 3.3 | 26 | 9 |
| OPPONENTS | 390 | 1439 | 3.7 | 45 | 6 |

| PUNTING | NO. | YDS. | AVG. | LG | BLK. | |
|------------------|-----------|-------------|-------------|-----------|----------|---|
| O'Brien | 3 | 4 | 6.9 | 4 | 9 | 0 |
| Lee | 63 | 2819 | 44.7 | 62 | 1 | |
| COLTS | 63 | 2819 | 44.7 | 62 | 1 | |
| OPPONENTS | 78 | 2992 | 38.4 | 58 | 1 | |

| SCORE BY PERIODS | 1 | 2 | 3 | 4 | TOTAL |
|------------------|----|-----|----|----|-------|
| COLTS | 60 | 110 | 63 | 88 | 321 |
| OPPONENTS | 61 | 77 | 48 | 48 | 234 |

| RECEIVING | NO. | YDS. | AVG. | LG | TD |
|------------------|------------|-------------|-------------|-----------|-----------|
| Hinton | 47 | 733 | 15.6 | 40 | 5 |
| Jefferson | 44 | 749 | 17.0 | 55 | 7 |
| Mackey | 28 | 435 | 15.5 | 54 | 3 |
| Mitchell | 20 | 261 | 13.1 | 44 | 4 |
| Nowatzke | 16 | 93 | 5.8 | 17 | 0 |
| Havrlik | 14 | 141 | 10.1 | 33 | 0 |
| Bulaich | 11 | 123 | 11.2 | 20 | 0 |
| Orr | 10 | 199 | 19.9 | 29 | 2 |
| Perkins | 10 | 194 | 19.4 | 41 | 1 |
| Maitland | 9 | 67 | 7.4 | 13 | 1 |
| Hill | 8 | 62 | 7.8 | 13 | 0 |
| O'Brien | 1 | 28 | 28.0 | 28 | 0 |
| Matte | 1 | 2 | 2.0 | 2 | 0 |
| COLTS | 219 | 3087 | 14.1 | 55 | 23 |
| OPPONENTS | 238 | 2789 | 11.7 | 67 | 16 |

| KICKOFF RETURNS | NO. | YDS. | AVG. | LG | TD |
|------------------|-----------|-------------|-------------|-----------|----------|
| Duncan | 20 | 707 | 35.4 | 99 | 1 |
| Gardin | 11 | 265 | 24.1 | 33 | 0 |
| Nowatzke | 7 | 93 | 13.3 | 21 | 0 |
| Havrlik | 2 | 36 | 18.0 | 20 | 0 |
| Maitland | 1 | 28 | 28.0 | 28 | 0 |
| Grant | 1 | 21 | 21.0 | 21 | 0 |
| Jefferson | 1 | 11 | 11.0 | 11 | 0 |
| Newsome | 1 | 0 | 0.0 | 0 | 0 |
| Stukes | 1 | 0 | 0.0 | 0 | 0 |
| COLTS | 45 | 1161 | 25.8 | 99 | 1 |
| OPPONENTS | 58 | 1237 | 21.3 | 56 | 0 |

USUAL STARTERS

PRO BOWLERS IN BOLDFACE

| OFFENSE | DEFENSE |
|------------------|------------------------|
| WR Eddie Hinton | LDE Bubba Smith |
| LT Bob Vogel | LDT Billy Ray Smith |
| LG Glenn Ressler | RDT Fred Miller |
| C Bill Curry | RDE Roy Hilton |
| RG John Williams | LB Bob Grant |
| RT Dan Sullivan | MLB Mike Curtis |
| TE John Mackey | RLB Ted Hendricks |
| WR Roy Jefferson | LCB Charlie Stukes |
| QB John Unitas | RCB Tom Maxwell |
| RB Norm Bulaich | LS Jerry Logan |
| RB Jerry Hill | RS Rick Volk |
| Tom Nowatzke | |

| PASSING | ATT. | COMP. | YDS. | PCT. | AVG./ATT. | TD | TD% | INT. | INT.% | LG | SACKED | RATING |
|------------------|------------|------------|-------------|-------------|-------------|-----------|------------|-----------|------------|-----------|---------------|-------------|
| Unitas | 321 | 166 | 2213 | 51.7 | 6.89 | 14 | 4.4 | 18 | 5.6 | 55 | 19/158 | 65.1 |
| Morrall | 93 | 51 | 792 | 54.8 | 8.52 | 9 | 9.7 | 4 | 4.3 | 44 | 14/131 | 97.6 |
| Havrlik | 2 | 2 | 82 | 100.0 | 41.00 | 0 | 0.0 | 0 | 0.0 | 54 | 0/ 0 | 118.0 |
| COLTS | 416 | 219 | 3087 | 52.6 | 7.28 | 23 | 5.5 | 22 | 5.3 | 55 | 33/289 | 73.3 |
| OPPONENTS | 452 | 238 | 2789 | 52.7 | 6.17 | 16 | 3.5 | 25 | 5.5 | 67 | 41/374 | 60.4 |

1971

RECORD: 10-4 COACH: DON McCAFFERTY
 SECOND - AFC EASTERN DIVISION
 HOME: 5-2 AWAY: 5-2
 DIV: 6-2 CONF: 8-3 NCONF: 2-1

| DATE | RESULTS | OPPONENT | ATTENDANCE |
|-------|---------|-------------------|------------|
| 9/19 | W 22-0 | NEW YORK JETS | 56,458 |
| 9/26 | L 13-14 | CLEVELAND | 56,837 |
| 10/3 | W 23-3 | @ New England | 61,232 |
| 10/10 | W 43-0 | @ Buffalo | 46,206 |
| 10/17 | W 31-7 | @ New York Giants | 62,860 |
| 10/25 | L 3-10 | @ Minnesota | 49,784 |
| 10/31 | W 34-21 | PITTSBURGH | 60,238 |
| 11/8 | W 24-17 | LOS ANGELES RAMS | 57,722 |
| 11/14 | W 14-13 | @ New York Jets | 63,947 |
| 11/21 | L 14-17 | @ Miami | 75,312 |
| 11/28 | W 37-14 | @ Oakland | 54,689 |
| 12/5 | W 24-0 | BUFFALO | 58,476 |
| 12/11 | W 14-3 | MIAMI | 60,238 |
| 12/19 | L 17-21 | NEW ENGLAND | 57,942 |
| 12/26 | W 20-3 | @ Cleveland | 74,082 |
| 1/2 | L 0-21 | @ Miami | 78,629 |

| TOTAL STATISTICS | COLTS | OPP |
|--------------------|---------|---------|
| TOTAL FIRST DOWNS | 242 | 166 |
| Rushing | 123 | 60 |
| Passing | 104 | 95 |
| Penalty | 15 | 11 |
| TOTAL NET YARDS | 4071 | 2852 |
| Avg. Per Game | 290.8 | 203.7 |
| Total Plays | 883 | 746 |
| Avg. Per Play | 4.6 | 3.8 |
| NET YARDS RUSHING | 2149 | 1113 |
| Avg. Per Game | 153.5 | 79.5 |
| Total Rushes | 512 | 352 |
| NET YARDS PASSING | 1922 | 1739 |
| Avg. Per Game | 137.3 | 124.2 |
| Tackled/Yards Lost | 27/230 | 33/288 |
| Gross Yards | 2152 | 2027 |
| Att./Completions | 344/176 | 361/185 |
| Completion Pct. | 51.2 | 51.2 |
| Had Intercepted | 21 | 28 |
| PUNTS/AVERAGE | 62/41.0 | 88/38.9 |
| PENALTIES/YARDS | 57/529 | 67/687 |
| FUMBLES/BALL LOST | 26/11 | 22/13 |
| TOUCHDOWNS | 36 | 18 |
| Rushing | 23 | 8 |
| Passing | 10 | 9 |
| Defense/Kicking | 2/1 | 1/0 |

| SCORE BY PERIODS | 1 | 2 | 3 | 4 | TOTAL |
|------------------|----|----|----|----|-------|
| COLTS | 62 | 17 | 78 | 78 | 313 |
| OPPONENTS | 17 | 45 | 27 | 51 | 140 |

| SCORING | TDR | TDP | TDR/T | PAT | FG | S | TP |
|------------|-----|-----|-------|-------|-------|---|-----|
| O'Brien | | | | 35-36 | 20-29 | | 95 |
| Bulaich | 8 | 2 | | | | | 60 |
| Matte | 8 | | | | | | 48 |
| Nottingham | 5 | | 1 | | | | 36 |
| Perkins | | 4 | | | | | 24 |
| Hinton | | 2 | | | | | 12 |
| McCaulley | 2 | | | | | | 12 |
| Richardson | | 2 | | | | | 12 |
| Hendricks | | | 1 | | | | 6 |
| Newsome | | | 1 | | | | 6 |
| TEAM | | | | | 1 | 2 | |
| COLTS | 23 | 10 | 3 | 35-36 | 20-29 | 1 | 313 |
| OPPONENTS | 8 | 9 | 1 | 17-18 | 5-18 | | 140 |

| FGS | 1-19 | 20-29 | 30-39 | 40-49 | 50+ | TOT. |
|---------|------|-------|-------|-------|-----|-------|
| O'Brien | 4-4 | 7-8 | 3-4 | 5-11 | 1-2 | 20-29 |
| COLTS | 4-4 | 7-8 | 3-4 | 5-11 | 1-2 | 20-29 |
| OPP. | 1-1 | 2-4 | 2-5 | 0-6 | 0-2 | 5-18 |

O'Brien: (38,21,21) (27,32) (42,41,50) (42,28)
 (27) (45,40) (20,9,40) (51,48,32) (1) (45)
 (11,28,45) (40,37,29,13) (1) (12,40)
 OPP: (1) (44,35) (34,46,46) (49) (35) (32) (1) (20,45) (22)
 (54,20) (1) (22,58) (31,17) (47)

| RUSHING | NO. | YDS. | AVG. | LG | TD |
|------------|-----|------|------|----|----|
| Bulaich | 152 | 741 | 4.9 | 67 | 8 |
| Matte | 173 | 607 | 3.5 | 26 | 8 |
| Nottingham | 95 | 388 | 4.1 | 36 | 5 |
| McCaulley | 58 | 246 | 4.2 | 19 | 2 |
| Hinton | 4 | 56 | 14.0 | 30 | 0 |
| Perkins | 5 | 35 | 7.0 | 18 | 0 |
| Richardson | 2 | 27 | 13.5 | 24 | 0 |
| Mackey | 3 | 18 | 6.0 | 9 | 0 |
| Morrall | 6 | 13 | 6.5 | 16 | 0 |
| Mitchell | 2 | 9 | 4.5 | 13 | 0 |
| Unitas | 9 | 5 | 0.6 | 3 | 0 |
| Pitman | 2 | 3 | 1.5 | 3 | 0 |
| Nowatzke | 1 | 1 | 1.5 | 1 | 0 |
| COLTS | 512 | 2149 | 4.2 | 67 | 23 |
| OPPONENTS | 352 | 1113 | 3.2 | 27 | 8 |

| RECEIVING | NO. | YDS. | AVG. | LG | TD |
|--------------|-----|------|------|----|----|
| Mitchell, T. | 33 | 402 | 12.2 | 35 | 0 |
| Matte | 29 | 239 | 8.3 | 34 | 0 |
| Hinton | 25 | 436 | 17.4 | 33 | 2 |
| Bulaich | 25 | 229 | 9.2 | 30 | 2 |
| Perkins | 24 | 424 | 17.7 | 64 | 4 |
| Nottingham | 15 | 88 | 5.9 | 35 | 0 |
| Mackey | 11 | 143 | 13.0 | 28 | 0 |
| Richardson | 10 | 173 | 17.3 | 49 | 2 |
| McCaulley | 3 | 6 | 2.0 | 8 | 0 |
| Havrlik | 1 | 12 | 12.0 | 12 | 0 |
| COLTS | 176 | 2152 | 12.2 | 64 | 10 |
| OPPONENTS | 185 | 2027 | 11.0 | 88 | 9 |

| INTERCEPTIONS | NO. | YDS. | AVG. | LG | TD |
|---------------|-----|------|------|----|----|
| Stukes | 8 | 95 | 11.9 | 40 | 0 |
| Hendricks | 5 | 70 | 14.0 | 40 | 0 |
| Volk | 4 | 36 | 9.0 | 21 | 0 |
| Logan | 4 | 28 | 7.0 | 23 | 0 |
| Curtis | 3 | 44 | 14.7 | 31 | 0 |
| Newsome | 2 | 19 | 9.5 | 19 | 1 |
| May | 1 | 46 | 46.0 | 46 | 0 |
| Nowatzke | 1 | 29 | 29.0 | 29 | 0 |
| COLTS | 28 | 367 | 13.1 | 46 | 1 |
| OPPONENTS | 21 | 220 | 10.5 | 60 | 1 |

| PUNTING | NO. | YDS. | AVG. | LG | BLK. |
|-----------|-----|------|------|----|------|
| Lee | 62 | 2542 | 41.0 | 76 | 0 |
| COLTS | 62 | 2542 | 41.0 | 76 | 0 |
| OPPONENTS | 88 | 3422 | 38.9 | 61 | 0 |

| PUNT RETURNS | NO. | FC | YDS. | AVG. | LG | TD |
|--------------|-----|----|------|------|----|----|
| Volk | 22 | 20 | 118 | 5.4 | 18 | 0 |
| Dunlap | 8 | 2 | 112 | 14.0 | 57 | 0 |
| Curtis | 7 | 10 | 15 | 2.1 | 10 | 0 |
| Kern | 3 | 1 | 19 | 6.3 | 7 | 0 |
| Gardin | 2 | 0 | 75 | 37.5 | 65 | 0 |
| Logan | 1 | 0 | 12 | 12.0 | 12 | 0 |
| Duncan | 0 | 1 | 0 | 0.0 | 0 | 0 |
| COLTS | 43 | 34 | 351 | 8.2 | 65 | 0 |
| OPPONENTS | 40 | 14 | 267 | 6.7 | 16 | 0 |

| KICKOFF RETURNS | NO. | YDS. | AVG. | LG | TD |
|-----------------|-----|------|------|----|----|
| Pitman | 14 | 330 | 23.6 | 37 | 0 |
| McCaulley | 8 | 194 | 24.5 | 29 | 0 |
| Duncan | 3 | 102 | 34.0 | 54 | 0 |
| Dunlap | 1 | 28 | 28.0 | 28 | 0 |
| Logan | 1 | 16 | 16.0 | 16 | 0 |
| Stukes | 1 | 8 | 8.0 | 8 | 0 |
| Nowatzke | 1 | 1 | 1.0 | 1 | 0 |
| Curtis | 1 | 0 | 0.0 | 0 | 0 |
| Matte | 1 | 0 | 0.0 | 0 | 0 |
| Mitchell, T. | 1 | 0 | 0.0 | 0 | 0 |
| COLTS | 32 | 679 | 21.2 | 54 | 0 |
| OPPONENTS | 62 | 1345 | 21.7 | 57 | 0 |

USUAL STARTERS PRO BOWLERS IN BOLDFACE

| OFFENSE | DEFENSE |
|---------------------|--------------------------|
| WR Eddie Hinton | LDE Bubba Smith |
| LT Bob Vogel | LDT Billy Newsome |
| LG Glenn Ressler | RDT Fred Miller |
| C Bill Curry | RDE Roy Holt |
| RG John Williams | LLB Ray May |
| RT Dan Sullivan | MLB Mike Curtis |
| TE Tom Mitchell | RLB Ted Hendricks |
| WR Ray Perkins | LCB Charlie Stukes |
| QB Earl Morrall | RCB Jim Duncan |
| RB Tom Matte | LS Jerry Logan |
| RB Norm Bulaich | RS Rick Volk |

| PASSING | ATT. | COMP. | YDS. | PCT. | AVG./ATT. | TD | TD% | INT. | INT.% | LG | SACKED | RATING |
|-----------|------|-------|------|------|-----------|----|-----|------|-------|----|--------|--------|
| Unitas | 176 | 92 | 942 | 52.3 | 5.35 | 3 | 1.7 | 9 | 5.1 | 35 | 15/129 | 52.3 |
| Morrall | 167 | 84 | 1210 | 50.3 | 7.19 | 7 | 4.2 | 12 | 7.2 | 64 | 11/ 89 | 58.2 |
| Matte | 1 | 0 | 0 | 0.0 | 0.00 | 0 | 0.0 | 0 | 0.0 | 0 | 1/ 12 | 39.6 |
| COLTS | 344 | 176 | 2152 | 51.2 | 6.10 | 10 | 2.9 | 21 | 6.1 | 64 | 27/230 | 55.0 |
| OPPONENTS | 361 | 185 | 2027 | 51.2 | 5.61 | 9 | 2.5 | 28 | 7.8 | 88 | 33/288 | 44.2 |

1972

RECORD: 5-9 COACH: DON McCAFFERTY (5), JOHN SANDUSKY (9)

THIRD - AFC EASTERN DIVISION

HOME: 4-2 5-5 3-4

DIV: 4-4 CONF: 5-6 NCONF: 0-3

| DATE | RESULTS | OPPONENT | ATTENDANCE |
|---------|---------|-----------------|------------|
| 9/17 L | 3-10 | ST. LOUIS | 53,652 |
| 9/24 L | 34-44 | NEW YORK JETS | 56,626 |
| 10/1 W | 17-0 | @ Buffalo | 46,206 |
| 10/8 L | 20-23 | SAN DIEGO | 55,459 |
| 10/15 L | 0-21 | DALLAS | 58,992 |
| 10/22 L | 20-24 | @ New York Jets | 62,948 |
| 10/29 L | 0-23 | MIAMI | 60,000 |
| 11/6 W | 24-17 | @ New England | 60,999 |
| 11/12 L | 21-24 | @ San Francisco | 61,214 |
| 11/19 W | 20-19 | @ Cincinnati | 49,512 |
| 11/26 W | 31-0 | NEW ENGLAND | 54,907 |
| 12/3 W | 35-7 | BUFFALO | 55,390 |
| 12/10 L | 10-24 | @ Kansas City | 44,175 |
| 12/16 L | 0-16 | @ Miami | 80,010 |

| TEAM STATISTICS | | COLTS | OPP |
|--------------------|--|---------|---------|
| TOTAL FIRST DOWNS | | 251 | 233 |
| Rushing | | 97 | 111 |
| Passing | | 124 | 109 |
| Penalty | | 30 | 13 |
| TOTAL NET YARDS | | 4187 | 4312 |
| Avg. Per Game | | 299.1 | 308.0 |
| Total Plays | | 868 | 853 |
| Avg. Per Play | | 4.8 | 5.1 |
| NET YARDS RUSHING | | 1894 | 1989 |
| Avg. Per Game | | 135.3 | 142.1 |
| Total Rushes | | 462 | 515 |
| NET YARDS PASSING | | 2293 | 2323 |
| Avg. Per Game | | 163.8 | 165.9 |
| Tackled/Yards Lost | | 25/210 | 25/232 |
| Gross Yards | | 2503 | 2555 |
| Att./Completions | | 381/203 | 313/178 |
| Completion Pct. | | 53.3 | 56.9 |
| Had Intercepted | | 12 | 23 |
| PUNTS/AVERAGE | | 57/42.1 | 71/39.0 |
| PENALTIES/YARDS | | 58/605 | 84/826 |
| FUMBLES/BALL LOST | | 37/22 | 22/13 |
| TOUCHDOWNS | | 28 | 30 |
| Rushing | | 10 | 15 |
| Passing | | 15 | 15 |
| Defense/Kicking | | 2/1 | 0/0 |

| SCORE BY PERIODS | 1 | 2 | 3 | 4 | TOTAL |
|------------------|----|----|----|----|-------|
| COLTS | 48 | 70 | 58 | 59 | 235 |
| OPPONENTS | 57 | 70 | 47 | 78 | 252 |

| SCORING | TDR | TDP | TDRT | PAT | FG | S | TP |
|--------------|-----|-----|-------|-------|-------|---|-----|
| O'Brien | 2 | | 24-24 | 13-31 | | | 75 |
| Havrilak | 2 | 4 | | | | | 36 |
| McCawley | 2 | 2 | 1 | | | | 30 |
| Mitchell, T. | 4 | | | | | | 24 |
| Nottingham | 3 | | | | | | 18 |
| Mitchell, L. | 1 | 1 | | | | | 12 |
| Matte | | 1 | | | | | 6 |
| Bulaich | 1 | | | | | | 6 |
| Munsey | | | 1 | | | | 6 |
| Curtis | | | 1 | | | | 6 |
| Hinton | | | 1 | | | | 6 |
| Domres | 1 | | | | | | 6 |
| Schlapak | | | | 4-4 | 0-8 | | 4 |
| COLTS | 10 | 15 | 3 | 28-28 | 13-39 | | 235 |
| OPPONENTS | 15 | 15 | 0 | 27-30 | 15-24 | | 252 |

| FGS | 1-19 | 20-29 | 30-39 | 40-49 | 50+ | TOT. |
|----------|------|-------|-------|-------|-----|-------|
| O'Brien | 2-3 | 6-8 | 3-8 | 2-12 | 0-0 | 13-31 |
| Schlapak | 0-0 | 0-0 | 0-0 | 0-5 | 0-3 | 0-8 |
| COLTS | 2-3 | 6-8 | 3-8 | 2-17 | 0-3 | 13-39 |
| OPP. | 1-1 | 4-4 | 3-4 | 5-10 | 2-5 | 15-24 |

O'Brien: (30,48,47,42,38) (14,32,28) (30,43,30,45)
 (22,20) (48,48) (22,41,33,28,44) (41) (9,18) ()
 (31,33,26) (40,44) (2) (20) (20)
 Schlapak: () () () () (54) (52) (50) () () (47,47)
 (45,48,46) ()
 OPP.: (41) (48,43,14) (42) (51,40,27) (57,39,42) (29)
 (24) (36) (44) (40,25) (48) (51) (31,53) (40,50,35)

| RUSHING | NO. | YDS. | AVG. | LG | TD |
|--------------|-----|------|------|----|----|
| McCawley | 178 | 675 | 3.8 | 36 | 2 |
| Nottingham | 123 | 466 | 3.8 | 25 | 3 |
| Mitchell, L. | 45 | 215 | 4.8 | 14 | 1 |
| Matte | 33 | 137 | 4.2 | 18 | 0 |
| Domres | 30 | 137 | 4.6 | 15 | 1 |
| Bulaich | 27 | 109 | 4.0 | 18 | 1 |
| Havrilak | 12 | 72 | 6.0 | 32 | 2 |
| Doughy | 2 | 33 | 16.5 | 17 | 0 |
| Unitas | 3 | 15 | 5.0 | 8 | 0 |
| Nowatzke | 3 | 11 | 3.7 | 6 | 0 |
| O'Brien | 3 | 9 | 3.0 | 7 | 0 |
| Mildren | 3 | 8 | 2.7 | 5 | 0 |
| Mitchell, T. | 0 | 7 | 0.0 | 7 | 0 |
| COLTS | 462 | 1894 | 4.1 | 36 | 10 |
| OPPONENTS | 515 | 1989 | 3.9 | 32 | 15 |

| RECEIVING | NO. | YDS. | AVG. | LG | TD |
|--------------|-----|------|------|----|----|
| Mitchell, T. | 40 | 494 | 12.4 | 34 | 4 |
| Havrilak | 33 | 571 | 17.3 | 62 | 4 |
| McCawley | 30 | 256 | 8.5 | 34 | 2 |
| Nottingham | 25 | 191 | 7.6 | 27 | 0 |
| Mitchell, L. | 18 | 147 | 8.2 | 26 | 1 |
| Matte | 14 | 182 | 13.0 | 43 | 1 |
| O'Brien | 11 | 263 | 23.9 | 43 | 2 |
| Hinton | 11 | 146 | 13.3 | 63 | 1 |
| Bulaich | 9 | 55 | 6.1 | 10 | 0 |
| Speyrer | 8 | 114 | 14.3 | 21 | 0 |
| Doughy | 3 | 31 | 10.3 | 19 | 0 |
| Mosier | 1 | 53 | 53.0 | 53 | 0 |
| COLTS | 203 | 2503 | 12.3 | 63 | 15 |
| OPPONENTS | 178 | 2555 | 14.3 | 83 | 15 |

| INTERCEPTIONS | NO. | YDS. | AVG. | LG | TD |
|---------------|-----|------|------|----|----|
| Stukes | 5 | 23 | 4.6 | 11 | 0 |
| Volk | 4 | 86 | 21.5 | 23 | 0 |
| Curtis | 4 | 74 | 18.5 | 33 | 1 |
| Logan | 4 | 47 | 11.8 | 20 | 0 |
| May | 2 | 43 | 21.5 | 37 | 0 |
| Hendricks | 2 | 13 | 6.5 | 13 | 0 |
| Laird | 1 | 31 | 31.0 | 31 | 0 |
| Hepburn | 1 | 14 | 14.0 | 14 | 0 |
| COLTS | 23 | 331 | 14.4 | 37 | 1 |
| OPPONENTS | 12 | 169 | 14.1 | 38 | 0 |

| PUNTING | NO. | YDS. | AVG. | LG | BLK. |
|-----------|-----|------|------|----|------|
| Laird | 57 | 2400 | 42.1 | 60 | 1 |
| COLTS | 57 | 2400 | 42.1 | 60 | 1 |
| OPPONENTS | 71 | 2766 | 39.0 | 61 | 1 |

| PUNT RETURNS | NO. | FC | YDS. | AVG. | LG | TD |
|--------------|-----|----|------|------|----|----|
| Laird | 34 | 11 | 303 | 8.9 | 42 | 0 |
| Volk | 5 | 7 | 25 | 5.0 | 8 | 0 |
| Logan | 4 | 1 | 20 | 5.0 | 7 | 0 |
| COLTS | 43 | 19 | 348 | 8.1 | 42 | 0 |
| OPPONENTS | 29 | 12 | 204 | 7.0 | 27 | 0 |

| KICKOFF RETURNS | NO. | YDS. | AVG. | LG | TD |
|-----------------|-----|------|------|----|----|
| Laird | 29 | 843 | 29.1 | 73 | 0 |
| McCawley | 13 | 377 | 29.0 | 93 | 1 |
| Nottingham | 2 | 38 | 19.0 | 19 | 0 |
| Bulaich | 1 | 62 | 62.0 | 62 | 0 |
| Mildren | 1 | 1 | 1.0 | 1 | 0 |
| Hendricks | 1 | 0 | 0.0 | 0 | 0 |
| COLTS | 47 | 1321 | 28.1 | 93 | 1 |
| OPPONENTS | 50 | 1091 | 21.8 | 49 | 0 |

USUAL STARTERS PRO BOWLERS IN BOLDFACE

| OFFENSE | DEFENSE |
|-------------------|--------------------|
| WR Jim O'Brien | LDE Billy Newsome |
| LT Bob Vogel | LDT Fred Miller |
| LG Glenn Resler | RDT Jim Bailey |
| C Bill Curry | RDE Roy Hilton |
| RG Dan Sullivan | LLB Ted Hendricks |
| RT Dennis Nelson | MLB Mike Curtis |
| TE Tom Mitchell | RLB Ray May |
| WR Sam Havrilak | LCB Charlie Stukes |
| QB Marty Domres | RCB Lonnie Hepburn |
| RB Don McCawley | LS Jerry Logan |
| RB Don Nottingham | RS Rick Volk |
| | KR Bruce Laird |

| PASSING | ATT. | COMP. | YDS. | PCT. | AVG./ATT. | TD | TD% | INT. | INT.% | LG | SACKED | RATING |
|-----------|------|-------|------|------|-----------|----|-----|------|-------|----|--------|--------|
| Domres | 222 | 115 | 1392 | 51.8 | 6.27 | 11 | 5.0 | 6 | 2.7 | 62 | 11/ 96 | 76.6 |
| Unitas | 157 | 88 | 1111 | 56.1 | 7.08 | 4 | 2.6 | 6 | 3.8 | 63 | 14/114 | 70.8 |
| Havrilak | 1 | 0 | 0 | 0.0 | 0.00 | 0 | 0.0 | 0 | 0.0 | 0 | 0/ 0 | 39.6 |
| Mildren | 1 | 0 | 0 | 0.0 | 0.00 | 0 | 0.0 | 0 | 0.0 | 0 | 0/ 0 | 39.6 |
| COLTS | 381 | 203 | 2503 | 53.3 | 6.57 | 15 | 3.9 | 12 | 3.2 | 63 | 25/210 | 73.9 |
| OPPONENTS | 313 | 178 | 2555 | 56.9 | 8.16 | 15 | 4.8 | 23 | 7.4 | 83 | 25/232 | 68.8 |

1973

RECORD: 4-10 COACH: HOWARD SCHNELLENBERGER

FOURTH - AFC EASTERN DIVISION

HOME: 3-4 AWAY: 1-6

DIV: 2-6 CONF: 2-9 NCONF: 2-1

| DATE | RESULTS | OPPONENT | ATTENDANCE |
|-------|---------|-----------------------|------------|
| 9/16 | L | @ Cleveland | 74,303 |
| 9/23 | L | 10-34 NEW YORK JETS | 55,942 |
| 9/30 | W | 14-10 NEW ORLEANS | 52,293 |
| 10/7 | L | 16-24 @ New England | 57,044 |
| 10/14 | L | 13-31 @ Buffalo | 78,875 |
| 10/21 | W | 29-27 @ Detroit | 48,058 |
| 10/28 | L | 21-34 OAKLAND | 59,008 |
| 11/4 | L | 27-31 HOUSTON | 52,707 |
| 11/11 | L | 0-44 @ Miami | 60,332 |
| 11/18 | L | 14-22 @ Washington | 52,675 |
| 11/25 | L | 17-24 BUFFALO | 52,250 |
| 12/2 | L | 17-20 @ New York Jets | 61,009 |
| 12/9 | W | 16-3 MIAMI | 58,446 |
| 12/16 | W | 18-13 NEW ENGLAND | 52,065 |

| TEAM STATISTICS | | COLTS | OPP |
|--------------------|--|-------------|-------------|
| TOTAL FIRST DOWNS | | 218 | 243 |
| Rushing | | 121 | 104 |
| Passing | | 79 | 123 |
| Penalty | | 18 | 16 |
| 3rd Down M/A/Pct | | 82/203/40.4 | 67/175/38.3 |
| TOTAL NET YARDS | | 3506 | 4488 |
| Avg. Per Game | | 250.4 | 320.6 |
| Total Plays | | 868 | 847 |
| Avg. Per Play | | 4.0 | 5.3 |
| NET YARDS RUSHING | | 2031 | 2089 |
| Avg. Per Game | | 145.1 | 149.2 |
| Total Rushes | | 536 | 491 |
| NET YARDS PASSING | | 1475 | 2399 |
| Avg. Per Game | | 105.4 | 171.4 |
| Tackled/Yards Lost | | 32/271 | 25/200 |
| Gross Yards | | 1746 | 2599 |
| NET YARDS RUSHING | | 300/137 | 331/199 |
| Completion Pct. | | 45.7 | 60.1 |
| Had Intercepted | | 25 | 15 |
| PUNTS/AVERAGE | | 62/38.7 | 47/37.4 |
| PENALTIES/YARDS | | 57/483 | 69/684 |
| FUMBLES/BALL LOST | | 18/13 | 35/22 |
| TOUCHDOWNS | | 26 | 39 |
| Rushing | | 9 | 15 |
| Passing | | 14 | 16 |
| Defense/Kicking | | 1/2 | 6/2 |

| SCORE BY PERIODS | 1 | 2 | 3 | 4 | TOTAL |
|------------------|----|-----|----|-----|-------|
| COLTS | 45 | 34 | 50 | 97 | 226 |
| OPPONENTS | 53 | 108 | 64 | 116 | 341 |

| SCORING | TDR | TDP | TDRT | PAT | FG | S | TP |
|--------------|-----|-----|------|-------|-------|---|-----|
| Hunt | | | | | | | 70 |
| Speyrer | 4 | 1 | | | | | 30 |
| Doughty | | 4 | | | | | 24 |
| Mitchell, T. | | 4 | | | | | 24 |
| Domres | 2 | | | | | | 12 |
| McCaulley | 2 | | | | | | 12 |
| Mitchell, L. | 2 | | | | | | 12 |
| Olds | 2 | | | | | | 12 |
| Hendricks | | | 1 | | | | 6 |
| Nottingham | | | 1 | | | | 6 |
| Chester | | 1 | | | | | 6 |
| White | | | 1 | | | | 6 |
| Andrews | | 1 | | | | | 6 |
| COLTS | 9 | 14 | 3 | 22-24 | 16-28 | | 190 |
| OPPONENTS | 15 | 16 | 8 | 38-39 | 23-33 | | 341 |

| FGS | 1-19 | 20-29 | 30-39 | 40-49 | 50+ | TOT. |
|-------|------|-------|-------|-------|-----|-------|
| Hunt | 6-6 | 6-8 | 4-6 | 0-5 | 0-3 | 16-28 |
| COLTS | 6-6 | 6-8 | 4-6 | 0-5 | 0-3 | 16-28 |
| OPP. | 9-10 | 3-4 | 8-11 | 2-5 | 1-3 | 23-33 |

Hunt: [46,33] [17] [27] [38,27,38] [19,22]
 [14,20,29] @ [22,38,50,36] @ [52] [49,43,23,27]
 [17,50,46] [19,43] [16,32]
 OPP: [14] [22,16] [45,17] [40,18] [52] [13,36,35]
 [27,30] [47,38] [13,54,14,38] [35,18,37,42,29]
 [36,25] [30,32,18] [42,10] [52,30]

| RUSHING | NO. | YDS. | AVG. | LG | TD |
|--------------|-----|------|------|----|----|
| Mitchell, L. | 253 | 963 | 3.8 | 36 | 2 |
| McCaulley | 144 | 514 | 3.6 | 24 | 2 |
| Domres | 32 | 126 | 3.9 | 14 | 2 |
| Nottingham | 28 | 118 | 4.2 | 20 | 1 |
| Olds | 26 | 100 | 3.9 | 17 | 2 |
| Doughty | 10 | 96 | 9.6 | 30 | 0 |
| Jones | 18 | 58 | 3.2 | 17 | 0 |
| Ginn | 16 | 47 | 2.9 | 8 | 0 |
| Mildren | 2 | 14 | 7.0 | 10 | 0 |
| Havrlik | 2 | 9 | 4.5 | 8 | 0 |
| Nelson | 0 | 3 | 0.0 | 3 | 0 |
| Chester | 1 | 1 | 1.0 | 1 | 0 |
| Speyrer | 1 | 1 | 1.0 | 1 | 0 |
| Smith | 1 | -3 | -3.0 | -3 | 0 |
| Lee | 2 | -16 | -8.0 | 0 | 0 |
| COLTS | 536 | 2031 | 3.8 | 36 | 9 |
| OPPONENTS | 491 | 2089 | 4.2 | 78 | 15 |

| RECEIVING | NO. | YDS. | AVG. | LG | TD |
|--------------|-----|------|------|----|----|
| Doughty | 25 | 587 | 23.5 | 66 | 4 |
| Mitchell, T. | 25 | 313 | 12.5 | 33 | 4 |
| McCaulley | 25 | 186 | 7.4 | 34 | 0 |
| Chester | 18 | 181 | 10.1 | 40 | 1 |
| Speyrer | 17 | 311 | 18.3 | 47 | 4 |
| Mitchell, L. | 17 | 113 | 6.7 | 14 | 0 |
| Ginn | 3 | 2 | 0.7 | 6 | 0 |
| Nottingham | 2 | 10 | 5.0 | 5 | 0 |
| Olds | 2 | 4 | 2.0 | 1 | 0 |
| Smith | 1 | 37 | 37.0 | 37 | 0 |
| Havrlik | 1 | 9 | 9.0 | 9 | 0 |
| Andrews | 1 | 1 | 1.0 | 1 | 1 |
| COLTS | 137 | 1746 | 12.7 | 66 | 14 |
| OPPONENTS | 199 | 2599 | 13.1 | 66 | 16 |

| INTERCEPTIONS | NO. | YDS. | AVG. | LG | TD |
|---------------|-----|------|------|----|----|
| White | 4 | 40 | 10.0 | 22 | 1 |
| Hendricks | 3 | 33 | 11.0 | 24 | 0 |
| Kern | 2 | 22 | 11.0 | 22 | 0 |
| Oldham | 2 | 10 | 5.0 | 7 | 0 |
| Curtis | 2 | 9 | 4.5 | 9 | 0 |
| Kacmarek | 1 | 2 | 2.0 | 2 | 0 |
| Volk | 1 | 0 | 0.0 | 0 | 0 |
| COLTS | 15 | 116 | 7.7 | 24 | 1 |
| OPPONENTS | 25 | 336 | 13.4 | 45 | 4 |

| PUNTING | NO. | YDS. | AVG. | LG | BLK. |
|-----------|-----|------|------|----|------|
| Lee | 62 | 2402 | 38.7 | 60 | 2 |
| COLTS | 62 | 2402 | 38.7 | 60 | 2 |
| OPPONENTS | 47 | 1758 | 37.4 | 57 | 1 |

| PUNT RETURNS | NO. | FC | YDS. | AVG. | LG | TD |
|--------------|-----|----|------|------|----|----|
| Laird | 15 | 6 | 72 | 4.8 | 13 | 0 |
| Volk | 7 | 7 | 45 | 6.4 | 13 | 0 |
| Kern | 2 | 0 | 12 | 6.0 | 9 | 0 |
| COLTS | 24 | 13 | 129 | 5.4 | 13 | 0 |
| OPPONENTS | 28 | 21 | 280 | 10.0 | 54 | 0 |

| KICKOFF RETURNS | NO. | YDS. | AVG. | LG | TD |
|-----------------|-----|------|------|-----|----|
| Laird | 24 | 547 | 22.8 | 51 | 0 |
| Speyrer | 17 | 496 | 29.1 | 101 | 1 |
| Ginn | 9 | 198 | 22.0 | 29 | 0 |
| Olds | 3 | 14 | 4.7 | 10 | 0 |
| Volk | 2 | 16 | 8.0 | 16 | 0 |
| White | 1 | 17 | 17.0 | 17 | 0 |
| Nottingham | 1 | 17 | 17.0 | 17 | 0 |
| Andrews | 1 | 13 | 13.0 | 13 | 0 |
| Munsey | 1 | 13 | 13.0 | 13 | 0 |
| McCaulley | 1 | 12 | 12.0 | 12 | 0 |
| COLTS | 60 | 1343 | 22.4 | 101 | 1 |
| OPPONENTS | 42 | 950 | 22.6 | 60 | 0 |

USUAL STARTERS PRO BOWLERS IN BOLDFACE

| OFFENSE | DEFENSE |
|--------------------|--------------------------|
| WR Cotton Speyrer | LDE Mike Barnes |
| LT Tom Drougas | LDT Jim Bailey |
| LG Glenn Ressler | RDT Joe Ehrmann |
| C Ken Mendenhall | RDE Joe Schmiesing |
| RG Elmer Collett | LLB Ted Hendricks |
| RT Dennis Nelson | MLB Mike Curtis |
| TE Raymond Chester | RLB Stan White |
| WR Glenn Doughty | LCB Rex Kern |
| QB Marty Domres | RCB Nelson Munsey |
| RB Lydell Mitchell | LS Jack Mildren |
| RB Don McCaulley | RS Rick Volk |

| PASSING | ATT. | COMP. | YDS. | PCT. | AVG./ATT. | TD | TD% | INT. | INT.% | LG | SACKED | RATING |
|-----------|------|-------|------|-------|-----------|----|-------|------|-------|----|--------|--------|
| Domres | 191 | 93 | 1153 | 48.7 | 6.04 | 9 | 4.7 | 13 | 6.8 | 66 | 18/145 | 55.2 |
| Jones | 108 | 43 | 539 | 39.8 | 4.99 | 4 | 3.7 | 12 | 11.1 | 51 | 14/126 | 28.8 |
| Speyrer | 1 | 1 | 54 | 100.0 | 54.00 | 1 | 100.0 | 0 | 0.0 | 54 | 0/0 | 158.3 |
| COLTS | 300 | 137 | 1746 | 45.7 | 5.82 | 14 | 4.7 | 25 | 8.3 | 66 | 32/271 | 45.2 |
| OPPONENTS | 331 | 199 | 2599 | 60.1 | 7.85 | 16 | 4.8 | 15 | 4.5 | 66 | 25/200 | 82.1 |

1974

RECORD: 2-12 COACH: HOWARD SCHNELLENBERGER (3), JOE THOMAS (11)

FIFTH - AFC EASTERN DIVISION

HOME: 0-7 AWAY: 2-5

DIV: 1-7 CONF: 1-10 NCONF: 1-2

| DATE | RESULTS | OPPONENT | ATTENDANCE |
|-------|---------|-----------------|------------|
| 9/15 | L 0-30 | @ Pittsburgh | 48,890 |
| 9/22 | L 13-20 | GREEN BAY | 41,252 |
| 9/29 | L 10-30 | @ Philadelphia | 64,205 |
| 10/ 6 | L 3-42 | @ New England | 59,502 |
| 10/13 | L 14-27 | BUFFALO | 42,089 |
| 10/20 | W 35-20 | @ New York Jets | 51,745 |
| 10/27 | L 7-17 | @ Miami | 65,868 |
| 11/ 3 | L 14-24 | CINCINNATI | 40,037 |
| 11/10 | L 6-17 | DENVER | 37,959 |
| 11/17 | W 17-7 | @ Atlanta | 41,278 |
| 11/24 | L 17-27 | NEW ENGLAND | 38,971 |
| 12/ 1 | L 0-6 | @ Buffalo | 75,325 |
| 12/ 8 | L 16-17 | MIAMI | 43,553 |
| 12/15 | L 38-45 | NEW YORK JETS | 38,168 |

| TEAM STATISTICS | | COLTS | OPP |
|--------------------|--|-------------|-------------|
| TOTAL FIRST DOWNS | | 244 | 237 |
| Rushing | | 110 | 120 |
| Passing | | 109 | 101 |
| Penalty | | 25 | 16 |
| 3rd Down M/A/Pct | | 98/222/44.1 | 87/198/43.9 |
| TOTAL NET YARDS | | 3843 | 4126 |
| Avg. Per Game | | 274.5 | 294.7 |
| Total Plays | | 924 | 849 |
| Avg. Per Play | | 4.2 | 4.9 |
| NET YARDS RUSHING | | 1818 | 1961 |
| Avg. Per Game | | 129.9 | 140.1 |
| Total Rushes | | 450 | 516 |
| NET YARDS PASSING | | 2025 | 2165 |
| Avg. Per Game | | 144.6 | 154.6 |
| Tackled/Yards Lost | | 49/399 | 21/183 |
| Gross Yards | | 2424 | 2348 |
| Att./Completions | | 425/221 | 312/180 |
| Completion Pct. | | 52.0 | 57.7 |
| Had Intercepted | | 24 | 10 |
| PUNTS/AVERAGE | | 71/37.1 | 67/38.4 |
| PENALTIES/YARDS | | 66/587 | 75/737 |
| FUMBLES/BALL LOST | | 28/13 | 25/14 |
| TOUCHDOWNS | | 22 | 40 |
| Rushing | | 13 | 20 |
| Passing | | 9 | 16 |
| Defense/Kicking | | 0/0 | 4/0 |

| SCORE BY PERIODS | 1 | 2 | 3 | 4 | TOTAL |
|------------------|----|-----|----|----|-------|
| COLTS | 13 | 56 | 48 | 73 | 190 |
| OPPONENTS | 51 | 142 | 62 | 74 | 329 |

| SCORING | TDR | TDP | TDR/T | PAT | FG | S | TP |
|-----------|-----|-----|---------|-------|----|---|-----|
| Linhart | | | 22/22 | 12/20 | | | 58 |
| Mitchell | 5 | 2 | | | | | 42 |
| Jones | 4 | | | | | | 24 |
| Olds | 1 | 2 | | | | | 18 |
| Domres | 2 | | | | | | 12 |
| Doughy | 2 | | | | | | 12 |
| Chester | 1 | | | | | | 6 |
| McCaulley | 1 | | | | | | 6 |
| Orduna | 1 | | | | | | 6 |
| Speyrer | 1 | | | | | | 6 |
| COLTS | 13 | 9 | 22-22 | 12-20 | | | 190 |
| OPPONENTS | 20 | 16 | 4 38-40 | 17-27 | | | 329 |

| FGS | 1-19 | 20-29 | 30-39 | 40-49 | 50+ | TOT. |
|---------|------|-------|-------|-------|-----|-------|
| Linhart | 0-0 | 8-8 | 2-5 | 2-6 | 0-1 | 12/20 |
| COLTS | 0-0 | 8-8 | 2-5 | 2-6 | 0-1 | 12/20 |
| OPP. | 1-1 | 7-8 | 7-12 | 1-5 | 1-1 | 17-27 |

Linhart: 0 [37,23,47] (45) [31,27] (42) [37] (37) 0 [21,26] [37,49] (48,25) [52] [26,40,20] (26)
 OPP: (31) [52,39] [20,38,42] 0 [28,29,33,35] 0 [23,42,33] [33,40,18] [37] (45) [33,28] [20,31] (27) [30,37,43,25]

| RUSHING | NO. | YDS. | AVG. | LG | TD |
|-----------|-----|------|------|----|----|
| Mitchell | 214 | 757 | 3.5 | 31 | 5 |
| Olds | 129 | 475 | 3.7 | 34 | 1 |
| Jones | 39 | 279 | 7.2 | 39 | 4 |
| Domres | 22 | 145 | 6.6 | 21 | 2 |
| McCaulley | 30 | 90 | 3.0 | 15 | 0 |
| Doughy | 7 | 51 | 7.3 | 17 | 0 |
| Scott | 2 | 12 | 6.0 | 9 | 0 |
| Andrews | 5 | 6 | 1.2 | 4 | 0 |
| Orduna | 2 | 3 | 1.5 | 2 | 1 |
| COLTS | 450 | 1818 | 4.0 | 39 | 13 |
| OPPONENTS | 516 | 1961 | 3.8 | 69 | 20 |

| RECEIVING | NO. | YDS. | AVG. | LG | TD |
|-----------|-----|------|------|----|----|
| Mitchell | 72 | 544 | 7.6 | 24 | 2 |
| Chester | 37 | 461 | 12.5 | 45 | 1 |
| Doughy | 24 | 300 | 12.5 | 27 | 2 |
| Carr | 21 | 405 | 19.3 | 57 | 0 |
| Olds | 21 | 153 | 7.3 | 18 | 2 |
| Scott | 18 | 317 | 17.6 | 45 | 0 |
| McCaulley | 17 | 112 | 6.6 | 14 | 1 |
| Speyrer | 9 | 110 | 12.2 | 27 | 1 |
| Smith | 1 | 14 | 14.0 | 14 | 0 |
| Orduna | 1 | 8 | 8.0 | 8 | 0 |
| COLTS | 221 | 2424 | 11.0 | 57 | 9 |
| OPPONENTS | 180 | 2348 | 13.0 | 77 | 16 |

| INTERCEPTIONS | NO. | YDS. | AVG. | LG | TD |
|---------------|-----|------|------|----|----|
| Curtis | 3 | 24 | 8.0 | 11 | 0 |
| Volk | 2 | 0 | 0.0 | 0 | 0 |
| White | 1 | 40 | 40.0 | 40 | 0 |
| Laird | 1 | 15 | 15.0 | 15 | 0 |
| Dickel | 1 | 5 | 5.0 | 5 | 0 |
| Oldham | 1 | 3 | 3.0 | 3 | 0 |
| Netles | 1 | 0 | 0.0 | 0 | 0 |
| COLTS | 10 | 87 | 8.7 | 40 | 0 |
| OPPONENTS | 24 | 384 | 16.0 | 55 | 3 |

| PUNTING | NO. | YDS. | AVG. | LG | BLK. |
|-----------|-----|------|------|----|------|
| Lee | 71 | 2634 | 37.1 | 58 | 1 |
| COLTS | 71 | 2634 | 37.1 | 58 | 1 |
| OPPONENTS | 67 | 2575 | 38.4 | 59 | 0 |

| PUNT RETURNS | NO. | FC | YDS. | AVG. | LG | TD |
|--------------|-----|----|------|------|----|----|
| Berra | 16 | 2 | 114 | 7.1 | 14 | 0 |
| Laird | 11 | 0 | 30 | 2.7 | 10 | 0 |
| Speyrer | 8 | 2 | 54 | 6.8 | 18 | 0 |
| Scott | 3 | 1 | 31 | 10.3 | 14 | 0 |
| Rudnick | 2 | 0 | 23 | 11.5 | 12 | 0 |
| Volk | 1 | 0 | 1 | 1.0 | 1 | 0 |
| Bertuca | 1 | 0 | 0 | 0.0 | 0 | 0 |
| COLTS | 42 | 5 | 253 | 6.0 | 18 | 0 |
| OPPONENTS | 46 | 6 | 413 | 9.0 | 66 | 0 |

| KICKOFF RETURNS | NO. | YDS. | AVG. | LG | TD |
|-----------------|-----|------|------|----|----|
| Speyrer | 22 | 539 | 24.5 | 44 | 0 |
| Laird | 19 | 499 | 26.3 | 55 | 0 |
| Berra | 13 | 259 | 19.9 | 54 | 0 |
| Orduna | 3 | 68 | 22.7 | 24 | 0 |
| Scott | 3 | 61 | 20.3 | 26 | 0 |
| Mayo | 2 | 23 | 11.5 | 14 | 0 |
| Andrews | 1 | 18 | 18.0 | 18 | 0 |
| McCaulley | 1 | 17 | 17.0 | 17 | 0 |
| Rudnick | 1 | 5 | 5.0 | 5 | 0 |
| Oldham | 1 | 0 | 0.0 | 0 | 0 |
| COLTS | 66 | 1489 | 22.6 | 55 | 0 |
| OPPONENTS | 45 | 903 | 20.1 | 38 | 0 |

USUAL STARTERS

PRO BOWLERS IN BOLDFACE

| OFFENSE | DEFENSE |
|--------------------|-------------------|
| WR Roger Carr | IDE Fred Cook |
| LT David Taylor | LDT Jim Bailey |
| LG Glenn Ressler | DE Joe Ehrmann |
| C Ken Mendenhall | RDE John Dutton |
| RT Elmer Collet | ILB Tom Macleod |
| RT Dennis Nelson | MLB Mike Curtis |
| TE Raymond Chester | RLB Stan White |
| WR Glenn Doughty | LCB Ray Oldham |
| QB Bert Jones | RCB Nelson Munsey |
| RB Lydell Mitchell | LS Bruce Laird |
| RB Bill Olds | RS Rick Volk |

| PASSING | ATT. | COMP. | YDS. | PCT. | AVG./ATT. | TD | TD% | INT. | INT.% | LG | SACKED | RATING |
|-----------|------|-------|------|------|-----------|----|------|------|-------|----|--------|--------|
| Jones | 270 | 143 | 1610 | 53.0 | 5.96 | 8 | 3.0 | 12 | 4.4 | 57 | 36/328 | 62.4 |
| Domres | 153 | 77 | 803 | 50.3 | 5.25 | 0 | 0.0 | 12 | 7.8 | 44 | 13/ 71 | 33.2 |
| McCaulley | 2 | 1 | 11 | 50.0 | 5.50 | 1 | 50.0 | 0 | 0.0 | 11 | 0/ 0 | 106.3 |
| COLTS | 425 | 221 | 2424 | 52.0 | 5.70 | 9 | 2.1 | 24 | 5.6 | 57 | 49/399 | 52.7 |
| OPPONENTS | 312 | 180 | 2348 | 57.7 | 7.53 | 16 | 5.1 | 10 | 3.2 | 77 | 21/183 | 85.3 |

1975

RECORD: 10-4 COACH: TED MARCHIBRODA

FIRST - AFC EASTERN DIVISION

HOME: 5-2 AWAY: 5-2

DIV: 6-2 CONF: 8-3 NCONF: 2-1

| DATE | RESULTS | OPPONENT | ATTENDANCE |
|-------|---------|--------------------|------------|
| 9/21 | W 35-7 | @ Chicago | 51,678 |
| 9/28 | L 20-31 | OAKLAND | 41,023 |
| 10/5 | L 13-24 | @ Los Angeles Rams | 62,491 |
| 10/12 | L 31-38 | BUFFALO | 45,791 |
| 10/19 | L 10-21 | @ New England | 51,417 |
| 10/26 | W 45-28 | @ New York Jets | 55,137 |
| 11/2 | W 21-7 | CLEVELAND | 37,285 |
| 11/9 | W 42-35 | @ Buffalo | 77,320 |
| 11/16 | W 52-19 | NEW YORK JETS | 54,006 |
| 11/23 | W 33-17 | @ Miami | 61,986 |
| 11/30 | W 28-14 | KANSAS CITY | 44,151 |
| 12/7 | W 21-0 | @ New York Giants | 49,863 |
| 12/14 | W 10-7 | MIAMI | OT 60,548 |
| 12/21 | W 34-21 | NEW ENGLAND | 50,801 |
| 12/27 | L 10-28 | @ Pittsburgh | 59,053 |

| SCORING | TDR | TDP | TDRT | PAT | FG | S | TP |
|------------------|-----------|-----------|----------|--------------|--------------|------------|------------|
| Munsey | | | | | | | 6 |
| White | | | | 1 | | | 6 |
| Kennedy | | 1 | | | | | 6 |
| Laird | | | | | | 1 | 2 |
| COLTS | 28 | 19 | 5 | 51-52 | 10-18 | 1 | 395 |
| OPPONENTS | 17 | 17 | 2 | 35-36 | 6-10 | 269 | |

| PUNT RETURNS | NO. | FC | YDS. | AVG. | LG | TD |
|------------------|-----------|-------------|-------------|-----------|----------|----|
| Laird | 31 | 799 | 25.8 | 65 | 0 | |
| Stevens | 3 | 71 | 23.7 | 31 | 0 | |
| McCauley | 4 | 86 | 21.5 | 29 | 0 | |
| Johnson | 7 | 134 | 19.1 | 30 | 0 | |
| Kennedy | 2 | 36 | 18.0 | 19 | 0 | |
| Pratt | 4 | 64 | 16.0 | 22 | 0 | |
| Wallace | 1 | 0 | 0.0 | 0 | 0 | |
| COLTS | 52 | 1190 | 22.9 | 65 | 0 | |
| OPPONENTS | 70 | 1655 | 23.6 | 99 | 1 | |

| FGS | 1-19 | 20-29 | 30-39 | 40-49 | 50+ | TOT. |
|--------------|----------|----------|----------|----------|----------|-----------|
| Linhart | 2 | 2 | 0 | 3 | 7 | 10 |
| COLTS | 2 | 2 | 0 | 3 | 7 | 10 |
| OPP. | 0 | 0 | 3 | 1 | 2 | 6 |

| KICKOFF RETURNS | NO. | YDS. | AVG. | LG | TD |
|------------------|-----------|-------------|-------------|-----------|----------|
| Laird | 31 | 799 | 25.8 | 65 | 0 |
| Stevens | 3 | 71 | 23.7 | 31 | 0 |
| McCauley | 4 | 86 | 21.5 | 29 | 0 |
| Johnson | 7 | 134 | 19.1 | 30 | 0 |
| Kennedy | 2 | 36 | 18.0 | 19 | 0 |
| Pratt | 4 | 64 | 16.0 | 22 | 0 |
| Wallace | 1 | 0 | 0.0 | 0 | 0 |
| COLTS | 52 | 1190 | 22.9 | 65 | 0 |
| OPPONENTS | 70 | 1655 | 23.6 | 99 | 1 |

| TEAM STATISTICS | COLTS | OPP |
|--------------------|--------------|-------------|
| TOTAL FIRST DOWNS | 266 | 242 |
| Rushing | 131 | 101 |
| Passing | 114 | 124 |
| Penalty | 21 | 17 |
| 3rd Down M/A/Pct | 105/217/48.4 | 84/199/42.2 |
| TOTAL NET YARDS | 4498 | 4173 |
| Avg. Per Game | 321.3 | 298.1 |
| Total Plays | 928 | 905 |
| Avg. Per Play | 4.8 | 4.6 |
| NET YARDS RUSHING | 2217 | 1821 |
| Avg. Per Game | 158.4 | 130.1 |
| Total Rushes | 536 | 453 |
| NET YARDS PASSING | 2281 | 2352 |
| Avg. Per Game | 162.9 | 168.0 |
| Tackled/Yards Lost | 38/325 | 59/496 |
| Gross Yards | 2606 | 2848 |
| Att./Completions | 354/211 | 393/193 |
| Completion Pct. | 59.6 | 49.1 |
| Had Intercepted | 8 | 29 |
| PUNTS/AVERAGE | 86/39.6 | 83/38.6 |
| PENALTIES/YARDS | 80/760 | 79/700 |
| FUMBLES/BALL LOST | 18/10 | 29/12 |
| TOUCHDOWNS | 52 | 36 |
| Rushing | 28 | 17 |
| Passing | 19 | 17 |
| Defense/Kicking | 5/0 | 1/1 |

| RUSHING | NO. | YDS. | AVG. | LG | TD |
|------------------|------------|-------------|------------|-----------|-----------|
| Mitchell | 289 | 1193 | 4.1 | 70 | 11 |
| Jones | 47 | 321 | 6.8 | 36 | 3 |
| Olds | 94 | 281 | 3.0 | 14 | 2 |
| McCauley | 60 | 196 | 3.3 | 18 | 10 |
| Leaks | 41 | 175 | 4.3 | 17 | 1 |
| Domres | 4 | 46 | 11.5 | 20 | 1 |
| Doughty | 1 | 5 | 5.0 | 5 | 0 |
| COLTS | 536 | 2217 | 4.1 | 70 | 28 |
| OPPONENTS | 453 | 1821 | 4.0 | 66 | 17 |

USUAL STARTERS PRO BOWLERS IN BOLDFACE

| OFFENSE | DEFENSE |
|--------------------|--------------------|
| WR Roger Carr | LDE Fred Cook |
| LT David Taylor | LDT Mike Barnes |
| LG Robert Pratt | RDT Joe Ehrmann |
| C Ken Mendenhall | RDE John Dutton |
| RG Elmer Collett | LLB Tom MacLeod |
| RT George Kunz | MLB Jim Cheyinski |
| TE Raymond Chester | RIB Stan White |
| WR Glenn Doughty | LCB Lloyd Humphord |
| QB Bert Jones | RCB Nelson Munsey |
| RB Lydell Mitchell | LS Bruce Laird |
| RB Bill Olds | RS Jackie Wallace |

| RECEIVING | NO. | YDS. | AVG. | LG | TD |
|------------------|------------|-------------|-------------|-----------|-----------|
| Mitchell | 60 | 544 | 9.1 | 35 | 4 |
| Doughty | 39 | 666 | 17.1 | 63 | 4 |
| Chester | 38 | 457 | 12.0 | 32 | 3 |
| Olds | 30 | 194 | 6.5 | 28 | 2 |
| Carr | 23 | 517 | 22.5 | 90 | 2 |
| McCauley | 14 | 93 | 6.6 | 32 | 1 |
| Johnson | 4 | 115 | 28.8 | 68 | 2 |
| Kennedy | 2 | 15 | 7.5 | 12 | 1 |
| Leaks | 1 | 5 | 5.0 | 5 | 0 |
| COLTS | 211 | 2606 | 12.4 | 90 | 19 |
| OPPONENTS | 193 | 2848 | 14.8 | 91 | 17 |

| SCORE BY PERIODS | 1 | 2 | 3 | 4 | OT | TOTAL |
|------------------|-----------|------------|-----------|-----------|----------|------------|
| COLTS | 96 | 130 | 72 | 94 | 3 | 395 |
| OPPONENTS | 34 | 97 | 52 | 86 | 0 | 269 |

| INTERCEPTIONS | NO. | YDS. | AVG. | LG | TD |
|------------------|-----------|------------|-------------|-----------|----------|
| White | 8 | 135 | 16.9 | 32 | 1 |
| Wallace | 4 | 126 | 31.5 | 42 | 2 |
| Mumphord | 4 | 58 | 14.5 | 28 | 0 |
| Laird | 3 | 46 | 15.3 | 28 | 0 |
| Munsey | 3 | 36 | 12.0 | 30 | 1 |
| Oldham | 2 | 23 | 11.5 | 13 | 0 |
| Cheyinski | 2 | 8 | 4.0 | 6 | 0 |
| MacLeod | 1 | 50 | 50.0 | 50 | 0 |
| Cook | 1 | 8 | 8.0 | 8 | 0 |
| Curtis | 1 | 3 | 3.0 | 3 | 0 |
| COLTS | 29 | 493 | 17.0 | 50 | 4 |
| OPPONENTS | 8 | 111 | 13.9 | 38 | 0 |

| SCORING | TDR | TDP | TDRT | PAT | FG | S | TP |
|----------|-----|-----|------|-------|-------|---|----|
| Mitchell | 11 | 4 | | | | | 90 |
| Linhart | | | | 51-52 | 10-18 | | 81 |
| McCauley | 10 | 1 | | | | | 66 |
| Doughty | | 4 | | | | | 24 |
| Olds | 2 | 2 | | | | | 24 |
| Chester | | 3 | | | | | 18 |
| Jones | 3 | | | | | | 18 |
| Carr | 2 | | | | | | 12 |
| Johnson | 2 | | | | | | 12 |
| Wallace | | 2 | | | | | 12 |
| Cook | | 1 | | | | | 6 |
| Domres | 1 | | | | | | 6 |
| Leaks | 1 | | | | | | 6 |

| PUNTING | NO. | YDS. | AVG. | LG | BLK. |
|------------------|-----------|-------------|-------------|-----------|----------|
| Lee | 86 | 3402 | 39.6 | 62 | 1 |
| COLTS | 86 | 3402 | 39.6 | 62 | 1 |
| OPPONENTS | 83 | 3204 | 38.6 | 63 | 3 |

| PASSING | ATT. | COMP. | YDS. | PCT. | AVG./ATT. | TD | TD% | INT. | INT.% | LG | SACKED | RATING |
|------------------|------------|------------|-------------|-------------|-------------|-----------|------------|-----------|------------|-----------|---------------|-------------|
| Jones | 344 | 203 | 2483 | 59.0 | 7.22 | 18 | 5.2 | 8 | 2.3 | 90 | 38/325 | 89.1 |
| Domres | 10 | 8 | 123 | 80.0 | 12.30 | 1 | 10.0 | 0 | 0.0 | 32 | 0/0 | 151.3 |
| COLTS | 354 | 211 | 2606 | 59.6 | 7.36 | 19 | 5.4 | 8 | 2.3 | 90 | 38/325 | 90.9 |
| OPPONENTS | 393 | 193 | 2848 | 49.1 | 7.25 | 17 | 4.3 | 29 | 7.4 | 91 | 59/496 | 56.9 |

1976

RECORD: 11-3 COACH: TED MARCHIBRODA
 FIRST - AFC EASTERN DIVISION
 HOME: 6-1 AWAY: 5-2
 DIV: 7-1 CONF: 11-1 NCONF: 0-2

| DATE | RESULTS | OPPONENT | ATTENDANCE |
|-------|---------|-----------------|------------|
| 9/12 | W 27-13 | @ New England | 43,512 |
| 9/19 | W 28-27 | CINCINNATI | 50,621 |
| 9/26 | L 27-30 | @ Dallas | 64,237 |
| 10/ 3 | W 42-17 | TAMPA BAY | 43,105 |
| 10/10 | W 28-14 | MIAMI | 60,020 |
| 10/17 | W 31-13 | @ Buffalo | 71,009 |
| 10/24 | W 20-0 | @ New York Jets | 49,768 |
| 11/ 1 | W 38-14 | HOUSTON | 60,020 |
| 11/ 7 | W 37-21 | @ San Diego | 42,827 |
| 11/14 | L 14-21 | NEW ENGLAND | 60,020 |
| 11/22 | W 17-16 | @ Miami | 62,104 |
| 11/28 | W 33-16 | NEW YORK JETS | 46,938 |
| 12/ 4 | L 17-24 | @ St. Louis | 48,282 |
| 12/12 | W 58-20 | BUFFALO | 53,729 |
| 12/19 | L 14-40 | PITTSBURGH | 60,020 |

TEAM STATISTICS

| | COLTS | OPP |
|--------------------|--------------|-------------|
| TOTAL FIRST DOWNS | 301 | 229 |
| Rushing | 133 | 83 |
| Passing | 144 | 126 |
| Penalty | 24 | 20 |
| 3rd Down M/A/Pct | 109/200/54.5 | 70/184/38.0 |
| TOTAL NET YARDS | 5236 | 4187 |
| Avg. Per Game | 374.0 | 299.1 |
| Total Plays | 956 | 866 |
| Avg. Per Play | 5.5 | 4.8 |
| NET YARDS RUSHING | 2303 | 1844 |
| Avg. Per Game | 164.5 | 131.7 |
| Total Rushes | 565 | 438 |
| NET YARDS PASSING | 2933 | 2343 |
| Avg. Per Game | 209.5 | 167.4 |
| Tackled/Yards Lost | 30/288 | 56/461 |
| Gross Yards | 3221 | 2804 |
| Att./Completions | 361/215 | 372/192 |
| Completion Pct. | 59.6 | 51.6 |
| Had Intercepted | 10 | 15 |
| PUNTS/AVERAGE | 59/39.7 | 79/36.9 |
| NET PUNTING AVG. | 34.8 | 31.1 |
| PENALTIES/YARDS | 92/786 | 89/770 |
| FUMBLES/BALL LOST | 25/18 | 32/21 |
| TOUCHDOWNS | 51 | 29 |
| Rushing | 26 | 11 |
| Passing | 24 | 16 |
| Defense/Kicking | 1/0 | 2/0 |

SCORE BY PERIODS

| | 1 | 2 | 3 | 4 | TOTAL |
|-----------|----|-----|----|----|-------|
| COLTS | 72 | 175 | 77 | 93 | 417 |
| OPPONENTS | 46 | 84 | 31 | 85 | 246 |

SCORING

| | TDR | TDP | TDRT | PAT | FG | S | TP |
|-----------|-----|-----|------|-------|-------|---|-----|
| Linkart | | | | 49-51 | 20-27 | | 109 |
| Carr | 11 | | | | | | 66 |
| McCawley | 9 | 2 | | | | | 66 |
| Mitchell | 5 | 3 | | | | | 48 |
| Leaks | 7 | | | | | | 42 |
| Doughty | 5 | | | | | | 30 |
| Chester | 3 | | | | | | 18 |
| Jones | 2 | | | | | | 12 |
| Lee | 1 | | | | | | 6 |
| Luce | | | 1 | | | | 6 |
| Stevens | 1 | | | | | | 6 |
| Troup | 1 | | | | | | 6 |
| Fernandes | | | | | | 1 | 2 |
| COLTS | 26 | 24 | 1 | 49-51 | 20-27 | 1 | 417 |
| OPPONENTS | 11 | 16 | 2 | 27-29 | 15-20 | | 246 |

| FGS | 1-19 | 20-29 | 30-39 | 40-49 | 50+ | TOT. |
|---------|------|-------|-------|-------|-----|-------|
| Linkart | 0-0 | 9-9 | 10-11 | 1-7 | 0-0 | 20-27 |
| COLTS | 0-0 | 9-9 | 10-11 | 1-7 | 0-0 | 20-27 |
| OPP. | 1-1 | 6-6 | 5-6 | 2-6 | 1-1 | 15-20 |

| Linebackers | 28,32 | 45 | 44,30,24 | 32,38 | 11 | | | |
|---------------------|------------|------------|------------|---------|------|------|------|---------|
| (21) | 24,35 | 45,25 | 41,39 | 40 | 27 | | | |
| (34,34,44,41,31,38) | (22) | (24,22,36) | | | | | | |
| OPP: | (31,27,39) | (26,51) | (37,18,32) | (40) | 11 | | | |
| (32,44) | 11 | (44) | (41) | (48,44) | (20) | (26) | (22) | (28,34) |

| RUSHING | NO. | YDS. | AVG. | LG | TD |
|-----------|-----|------|-------|-----|----|
| Mitchell | 289 | 1200 | 4.2 | 43 | 5 |
| Leaks | 118 | 445 | 3.8 | 42 | 7 |
| McCawley | 69 | 227 | 3.3 | 16 | 9 |
| Lee | 41 | 220 | 5.4 | 69 | 1 |
| Jones | 38 | 214 | 5.6 | 17 | 2 |
| Troup | 5 | -1 | -0.2 | 6 | 1 |
| Doughty | 3 | 7 | 2.3 | 3 | 0 |
| Stevens | 1 | 3 | 3.0 | 3 | 1 |
| Lee | 1 | -12 | -12.0 | -12 | 0 |
| COLTS | 565 | 2303 | 4.1 | 69 | 26 |
| OPPONENTS | 438 | 1844 | 4.2 | 54 | 11 |

| RECEIVING | NO. | YDS. | AVG. | LG | TD |
|-----------|-----|------|------|----|----|
| Mitchell | 60 | 555 | 9.3 | 40 | 3 |
| Carr | 43 | 1112 | 25.9 | 79 | 11 |
| Doughty | 40 | 628 | 15.7 | 41 | 5 |
| McCawley | 34 | 347 | 10.2 | 44 | 2 |
| Chester | 24 | 467 | 19.5 | 40 | 3 |
| Leaks | 8 | 43 | 5.4 | 10 | 0 |
| Scott | 3 | 35 | 11.7 | 18 | 0 |
| Kennedy | 1 | 32 | 32.0 | 32 | 0 |
| Thompson | 1 | 11 | 11.0 | 11 | 0 |
| Lee | 1 | -9 | -9.0 | -9 | 0 |
| COLTS | 215 | 3221 | 15.0 | 79 | 24 |
| OPPONENTS | 192 | 2804 | 14.6 | 67 | 16 |

| INTERCEPTIONS | NO. | YDS. | AVG. | LG | TD |
|---------------|-----|------|------|----|----|
| Wallace | 5 | 105 | 21.0 | 41 | 0 |
| White | 3 | 26 | 8.7 | 15 | 0 |
| Oldham | 2 | 40 | 20.0 | 33 | 0 |
| Luce | 2 | 7 | 3.5 | 7 | 0 |
| Mumphord | 1 | 22 | 22.0 | 22 | 0 |
| Munsey | 1 | 10 | 10.0 | 10 | 0 |
| Cook | 1 | 1 | 1.0 | 1 | 0 |
| COLTS | 15 | 211 | 14.1 | 41 | 0 |
| OPPONENTS | 10 | 146 | 14.6 | 31 | 1 |

| PUNTING | NO. | YDS. | AVG. | TB | INT | LG | BLK. |
|-----------|-----|------|------|----|-----|----|------|
| Lee | 59 | 2342 | 39.7 | 3 | 21 | 56 | 0 |
| COLTS | 59 | 2342 | 39.7 | 3 | 21 | 56 | 0 |
| OPPONENTS | 79 | 2914 | 36.9 | 7 | 7 | 60 | 0 |

| PUNT RETURNS | NO. | FC | YDS. | AVG. | LG | TD |
|--------------|-----|----|------|------|----|----|
| Stevens | 39 | 9 | 315 | 7.9 | 44 | 0 |
| Lee | 1 | 0 | 0 | 0.0 | 0 | 0 |
| Wallace | 0 | 3 | 0 | 0.0 | 0 | 0 |
| Oldham | 0 | 1 | 0 | 0.0 | 0 | 0 |
| COLTS | 40 | 13 | 315 | 7.9 | 44 | 0 |
| OPPONENTS | 33 | 5 | 231 | 7.0 | 49 | 0 |

| KICKOFF RETURNS | NO. | YDS. | AVG. | LG | TD |
|-----------------|-----|------|------|----|----|
| Stevens | 30 | 710 | 23.7 | 83 | 0 |
| Laird | 7 | 143 | 20.4 | 25 | 0 |
| Kennedy | 4 | 64 | 16.0 | 23 | 0 |
| Wallace | 3 | 61 | 20.3 | 23 | 0 |
| Lee | 3 | 24 | 8.0 | 14 | 0 |
| Pratt | 1 | 21 | 21.0 | 21 | 0 |
| Scott | 1 | 20 | 20.0 | 20 | 0 |
| McCawley | 1 | 17 | 17.0 | 17 | 0 |
| Novak | 1 | 12 | 12.0 | 12 | 0 |
| Huff | 1 | 0 | 0.0 | 0 | 0 |
| COLTS | 52 | 1072 | 20.6 | 83 | 0 |
| OPPONENTS | 77 | 1716 | 22.3 | 47 | 0 |

USUAL STARTERS

PRO BOWLERS IN BOLDFACE

| OFFENSE | DEFENSE |
|---------------------------|------------------------|
| WR Roger Carr | IDE Fred Cook |
| LT David Taylor | IDT Mike Barnes |
| LG Robert Pratt | RDT Joe Ehrmann |
| C Ken Mendenhall | RDE John Dutton |
| RG Elmer Collett | ILB Derrel Luce |
| RT George Kunz | MLB Jim Cheyurski |
| TE Raymond Chester | RLB Stan White |
| WR Glenn Doughty | LCB Lloyd Mumphord |
| QB Bert Jones | RCB Nelson Munsey |
| RB Lydell Mitchell | Ray Oldham |
| RB Roosevelt Leaks | SS Bruce Laird |
| | FS Jackie Wallace |
| | K Toni Linkart |

| PASSING | ATT. | COMP. | YDS. | PCT. | AVG./ATT. | TD | TD% | INT. | INT% | LG | SACKED | RATING |
|-----------|------|-------|------|------|-----------|----|-----|------|------|----|--------|--------|
| Jones | 343 | 207 | 3104 | 60.4 | 9.05 | 24 | 7.0 | 9 | 2.6 | 79 | 29/284 | 102.5 |
| Troup | 18 | 8 | 117 | 44.4 | 6.50 | 0 | 0.0 | 1 | 5.6 | 32 | 1/284 | 43.1 |
| COLTS | 361 | 215 | 3221 | 59.6 | 8.92 | 24 | 6.6 | 10 | 2.8 | 79 | 30/288 | 99.5 |
| OPPONENTS | 372 | 192 | 2804 | 51.6 | 7.54 | 16 | 4.3 | 15 | 4.0 | 67 | 56/461 | 74.0 |

1977

RECORD: 10-4 COACH: TED MARCHIBRODA
FIRST - AFC EASTERN DIVISION
HOME: 6-1 AWAY: 4-3
DIV: 6-2 CONF: 9-3 NCONF: 1-1

| DATE | RESULTS | OPPONENT | ATTENDANCE |
|--------------|----------------|-----------------|-------------------|
| 9/18 | W 29-14 | @ Seattle | 58,991 |
| 9/25 | W 20-12 | @ New York Jets | 43,439 |
| 10/2 | W 17-14 | BUFFALO | 49,247 |
| 10/9 | W 45-28 | MIAMI | 57,829 |
| 10/16 | W 17- 6 | @ Kansas City | 63,076 |
| 10/23 | L 3-17 | @ New England | 60,958 |
| 10/30 | W 31-21 | PITTSBURGH | 60,743 |
| 11/ 7 | W 10- 3 | WASHINGTON | 60,743 |
| 11/13 | W 31-13 | @ Buffalo | 39,444 |
| 11/20 | W 33-12 | NEW YORK JETS | 52,014 |
| 11/27 | L 13-27 | @ Denver | 74,939 |
| 12/ 5 | L 6-17 | @ Miami | 68,977 |
| 12/11 | L 10-13 | DETROIT | 45,124 |
| 12/18 | W 30-24 | NEW ENGLAND | 60,763 |
| 12/24 | L 31-37 | OAKLAND | 20T 60,763 |

| TEAM STATISTICS | | COLTS | OPP |
|--------------------|--------------|-------------|---------|
| TOTAL FIRST DOWNS | | | |
| Rushing | | 269 | 210 |
| Passing | | 111 | 78 |
| Penalty | | 22 | 16 |
| 3rd Down M/A/Pct | 104/221/47.1 | 72/190/37.9 | |
| TOTAL NET YARDS | | | |
| Avg. Per Game | | 4588 | 3988 |
| Total Plays | | 327.7 | 284.9 |
| Avg. Per Play | | 987 | 852 |
| Avg. Per Game | | 4.6 | 4.7 |
| NET YARDS RUSHING | | | |
| Avg. Per Game | | 2123 | 1798 |
| Total Rushes | | 151.6 | 128.4 |
| Avg. Per Game | | 566 | 423 |
| NET YARDS PASSING | | | |
| Avg. Per Game | | 176.1 | 156.4 |
| Tackled/Yards Lost | | 26/221 | 47/359 |
| Gross Yards | | 2686 | 2549 |
| Att./Completions | | 395/224 | 382/181 |
| Completion Pct. | | 56.7 | 47.4 |
| Had Intercepted | | 12 | 30 |
| PUNTS/AVERAGE | | | |
| NET PUNTING AVG. | | 84/37.4 | 81/36.2 |
| PENALTIES/YARDS | | 29.5 | 31.5 |
| FUMBLES/BALL LOST | | 77/620 | 78/618 |
| TOUCHDOWNS | | 24/14 | 27/17 |
| Rushing | | 35 | 27 |
| Passing | | 17 | 11 |
| Defense/Kicking | | 17 | 10 |
| TIME OF POSSESSION | | 1/0 | 3/3 |
| | | 31:53 | 28:07 |

| SCORE BY PERIODS | 1 | 2 | 3 | 4 | TOTAL |
|------------------|----|----|----|----|-------|
| COLTS | 66 | 85 | 85 | 59 | 295 |
| OPPONENTS | 41 | 74 | 33 | 73 | 221 |

| SCORING | TDR | TDP | TDRT | PAT | FG | S | TP |
|-----------|-----|-----|------|-------|-------|-------|-----|
| Linhart | | | | | 32-35 | 17-26 | 83 |
| McCaulley | 6 | 2 | | | | | 48 |
| Mitchell | 3 | 4 | | | | | 42 |
| Doughty | | 4 | | | | | 24 |
| Leaks | 3 | 1 | | | | | 24 |
| Chester | | 3 | | | | | 18 |
| Lee | | 3 | | | | | 18 |
| Jones | | 2 | | | | | 12 |
| Scott | | 2 | | | | | 12 |
| Carr | | 1 | | | | | 6 |
| Pratt | | | 1 | | | | 6 |
| Nettles | | | | | | 1 | 2 |
| COLTS | 17 | 17 | 1 | 32-35 | 17-26 | 1 | 295 |
| OPPONENTS | 11 | 10 | 6 | 24-27 | 11-21 | 1 | 221 |

| FGS | 1-19 | 20-29 | 30-39 | 40-49 | 50+ | TOT. |
|---------|------|-------|-------|-------|-----|-------|
| Linhart | 0-0 | 5-8 | 5-7 | 7-10 | 0-1 | 17-26 |
| COLTS | 0-0 | 5-8 | 5-7 | 7-10 | 0-1 | 17-26 |
| OPP. | 1-2 | 6-8 | 2-3 | 2-7 | 0-1 | 11-21 |

Linhart: (45,38,42) | (45,44) | (41) | (44) | (40) | (24,29) | (26,29) | (22,30) | (30,31,52) | (40,43) | (32,27) | (27,31) | (38,28,45)

OPP: (19) | (25) | (44,35) | (41) | (18) | (40) | (45,42,26,45) | (24,52,22) | (27,29,44) | (25,29,37) | (30)

| RUSHING | NO. | YDS. | AVG. | LG | TD |
|-----------|-----|------|------|----|----|
| Mitchell | 301 | 1159 | 3.9 | 64 | 3 |
| Lee | 84 | 346 | 4.1 | 30 | 3 |
| Leaks | 59 | 237 | 4.0 | 39 | 3 |
| McCaulley | 83 | 234 | 2.8 | 16 | 6 |
| Jones | 28 | 146 | 5.2 | 22 | 2 |
| Doughty | 2 | 11 | 5.5 | 16 | 0 |
| Lee | 2 | 2 | 1.0 | 0 | 0 |
| Troup | 7 | 8 | 1.1 | 7 | 0 |
| COLTS | 566 | 2123 | 3.8 | 64 | 17 |
| OPPONENTS | 423 | 1798 | 4.3 | 77 | 11 |

| RECEIVING | NO. | YDS. | AVG. | LG | TD |
|--------------|-----|------|------|----|----|
| Mitchell | 71 | 620 | 8.7 | 38 | 4 |
| McCaulley | 51 | 495 | 9.7 | 34 | 2 |
| Chester | 31 | 556 | 17.9 | 78 | 3 |
| Doughty | 28 | 435 | 15.5 | 57 | 4 |
| Scott | 18 | 267 | 14.8 | 33 | 2 |
| Carr | 11 | 199 | 18.1 | 45 | 1 |
| Lee | 10 | 60 | 6.0 | 15 | 0 |
| Leaks | 3 | 39 | 13.0 | 26 | 1 |
| Thompson, R. | 1 | 15 | 15.0 | 15 | 0 |
| COLTS | 224 | 2686 | 12.0 | 78 | 17 |
| OPPONENTS | 181 | 2549 | 14.1 | 68 | 10 |

| INTERCEPTIONS | NO. | YDS. | AVG. | LG | TD |
|---------------|-----|------|------|----|----|
| Blackwood | 10 | 163 | 16.3 | 37 | 0 |
| White | 7 | 84 | 12.0 | 19 | 0 |
| Laird | 3 | 56 | 18.7 | 22 | 0 |
| Thompson, N. | 3 | 39 | 13.0 | 20 | 0 |
| Munsey | 3 | 25 | 8.3 | 14 | 0 |
| MacLeod | 2 | 37 | 18.5 | 33 | 0 |
| Nettles | 1 | 30 | 30.0 | 30 | 0 |
| Simonini | 1 | 0 | 0.0 | 0 | 0 |
| COLTS | 30 | 434 | 14.5 | 37 | 0 |
| OPPONENTS | 12 | 298 | 24.8 | 73 | 1 |

| PUNTING | NO. | YDS. | AVG. | TB | IN20 | LG | BLK. |
|-----------|-----|------|------|----|------|----|------|
| Lee | 82 | 3142 | 38.3 | 9 | 19 | 59 | 2 |
| COLTS | 84 | 3142 | 37.4 | 9 | 19 | 59 | 2 |
| OPPONENTS | 81 | 2933 | 36.2 | 3 | 7 | 73 | 0 |

| PUNT RETURNS | NO. | FC | YDS. | AVG. | LG | TD |
|--------------|-----|----|------|------|----|----|
| Stevens | 34 | 6 | 301 | 8.9 | 24 | 0 |
| Blackwood | 7 | 5 | 22 | 3.1 | 10 | 0 |
| Olsham | 1 | 3 | 0 | 0.0 | 0 | 0 |
| COLTS | 42 | 14 | 323 | 7.7 | 24 | 0 |
| OPPONENTS | 44 | 5 | 481 | 10.9 | 73 | 1 |

| KICKOFF RETURNS | NO. | YDS. | AVG. | LG | TD |
|-----------------|-----|------|------|-----|----|
| Laird | 24 | 541 | 22.5 | 35 | 0 |
| Stevens | 11 | 216 | 19.6 | 37 | 0 |
| McCaulley | 5 | 67 | 13.4 | 20 | 0 |
| Blackwood | 1 | 24 | 24.0 | 24 | 0 |
| Huff | 1 | 15 | 15.0 | 15 | 0 |
| Johnson | 1 | 15 | 15.0 | 15 | 0 |
| Griggs | 1 | 12 | 12.0 | 12 | 0 |
| Kennedy | 1 | 9 | 9.0 | 9 | 0 |
| Shiver | 1 | 7 | 7.0 | 7 | 0 |
| Griffin | 1 | 6 | 6.0 | 6 | 0 |
| Doughty | 1 | 0 | 0.0 | 0 | 0 |
| COLTS | 48 | 912 | 19.0 | 37 | 0 |
| OPPONENTS | 60 | 1514 | 25.2 | 101 | 2 |

USUAL STARTERS

| PRO BOWLERS IN BOLDFACE | | OFFENSE | DEFENSE |
|-------------------------|-----------------|---------|----------------|
| WR | Freddie Scott | LDE | Fred Cook |
| LT | David Taylor | LDT | Mike Barnes |
| RG | Robert Pratt | RDT | Joe Ehrmann |
| C | Ken Mandenhall | RDE | John Dutton |
| RT | Ken Huff | ILB | Tom MacLeod |
| TE | George Kunz | MLB | Ed Simonini |
| WR | Raymond Chester | RIB | Ston White |
| WR | Glenn Doughty | LCB | Norm Thompson |
| QB | Bert Jones | RCB | Nelson Munsey |
| RB | Lydell Mitchell | SS | Bruce Laird |
| RB | Roosevelt Leaks | FS | lyle Blackwood |
| | | K | Toni Linhart |

| PASSING | ATT. | COMP. | YDS. | PCT. | AVG./ATT. | TD | TD% | INT. | INT.% | LG | SACKED | RATING |
|-----------|------|-------|------|------|-----------|----|-----|------|-------|----|--------|--------|
| Jones | 393 | 224 | 2686 | 57.0 | 6.83 | 17 | 4.3 | 11 | 2.8 | 78 | 26/221 | 80.8 |
| Troup | 2 | 0 | 0 | 0.0 | 0.00 | 0 | 0.0 | 1 | 50.0 | 0 | 0/0 | 0.0 |
| COLTS | 395 | 224 | 2686 | 56.7 | 6.80 | 17 | 4.3 | 12 | 3.0 | 78 | 26/221 | 79.4 |
| OPPONENTS | 382 | 181 | 2549 | 47.4 | 6.67 | 10 | 2.6 | 30 | 7.9 | 68 | 47/359 | 45.4 |

1978

RECORD: 5-11 COACH: TED MARCHIBRODA

FIFTH - AFC EASTERN DIVISION

HOME: 2-6 AWAY: 3-5

DIV: 1-7 CONF: 3-9 NCONF: 2-2

| DATE | RESULTS | OPPONENT | ATTENDANCE |
|-------|---------|-----------------|------------|
| 9/4 | L 0-38 | @ Dallas | 65,053 |
| 9/10 | L 0-42 | MIAMI | 47,730 |
| 9/18 | W 34-27 | @ New England | 57,284 |
| 9/24 | L 17-24 | @ Buffalo | 55,270 |
| 10/1 | L 14-17 | PHILADELPHIA | 50,314 |
| 10/8 | W 30-17 | @ St. Louis | 47,479 |
| 10/15 | L 10-33 | NEW YORK JETS | 48,136 |
| 10/22 | W 7-6 | DENVER | 58,857 |
| 10/29 | L 8-26 | @ Miami | 53,524 |
| 11/6 | W 21-17 | WASHINGTON | 60,762 |
| 11/12 | W 17-14 | @ Seattle | 61,905 |
| 11/19 | L 24-45 | CLEVELAND | 49,570 |
| 11/26 | L 14-35 | NEW ENGLAND | 49,404 |
| 12/3 | L 16-24 | @ New York Jets | 50,248 |
| 12/9 | L 13-35 | @ Pittsburgh | 41,597 |
| 12/17 | L 14-21 | BUFFALO | 40,420 |

| TEAM STATISTICS | COLTS | OPP |
|--------------------|-------------|--------------|
| TOTAL FIRST DOWNS | 249 | 291 |
| Rushing | 95 | 153 |
| Passing | 124 | 119 |
| Penalty | 30 | 19 |
| 3rd Down M/A/Pct | 74/203/36.5 | 119/241/49.4 |
| TOTAL NET YARDS | 4107 | 5911 |
| Avg. Per Game | 256.7 | 369.4 |
| Total Plays | 964 | 1049 |
| Avg. Per Play | 4.3 | 5.6 |
| NET YARDS RUSHING | 2044 | 3010 |
| Avg. Per Game | 127.8 | 188.1 |
| Total Rushes | 532 | 662 |
| NET YARDS PASSING | 2063 | 2901 |
| Avg. Per Game | 129.1 | 181.3 |
| Tackled/Yards Lost | 49/480 | 30/224 |
| Gross Yards | 2543 | 3125 |
| Att./Completions | 383/202 | 357/191 |
| Completion Pct. | 52.7 | 53.5 |
| Had Intercepted | 30 | 17 |
| PUNTS/AVERAGE | 94/37.4 | 80/35.7 |
| NET PUNTING AVG. | 30.6 | 31.6 |
| PENALTIES/YARDS | 90/771 | 114/1006 |
| FUMBLES/BALL LOST | 38/17 | 36/20 |
| TOUCHDOWNS | 31 | 54 |
| Rushing | 9 | 21 |
| Passing | 17 | 29 |
| Defense/Kicking | 4/1 | 3/1 |
| TIME OF POSSESSION | 28:32 | 31:28 |

| SCORE BY PERIODS | 1 | 2 | 3 | 4 | TOTAL |
|------------------|----|-----|----|-----|-------|
| COLTS | 31 | 96 | 42 | 70 | 239 |
| OPPONENTS | 90 | 155 | 70 | 106 | 421 |

| SCORING | TDR | TDP | TDR | PAT | FG | S | TP |
|------------|-----|-----|-----|-------|------|---|----|
| Linhart | | | | 27-31 | 8-17 | | 51 |
| Carr | | 6 | | | | | 36 |
| McCawley | 5 | | | | | | 30 |
| Leaks | 2 | 2 | | | | | 24 |
| Doughy | | 3 | | | | | 18 |
| McCall | 1 | 1 | | | | | 12 |
| Washington | 1 | 1 | | | | | 12 |
| Alston | | 2 | | | | | 12 |
| Blackwood | | | 2 | | | | 12 |
| Lee | 1 | 1 | | | | | 12 |
| Troup | 1 | | | | | | 6 |

| PASSING | ATT. | COMP. | YDS. | PCT. | AVG./ATT. | TD | TD% | INT. | INT.% | LG | SACKED | RATING |
|------------|------|-------|------|------|-----------|----|------|------|-------|----|--------|--------|
| Troup | 296 | 154 | 1882 | 52.0 | 6.36 | 10 | 3.4 | 21 | 7.1 | 67 | 32/340 | 53.6 |
| Kirkland | 41 | 19 | 211 | 46.3 | 5.15 | 1 | 2.4 | 8 | 19.5 | 34 | 11/78 | 30.7 |
| Jones | 42 | 27 | 370 | 64.3 | 8.81 | 4 | 9.5 | 1 | 2.4 | 78 | 6/62 | 114.2 |
| Washington | 4 | 2 | 80 | 50.0 | 20.00 | 2 | 50.0 | 0 | 0.0 | 54 | 0/0 | 135.4 |
| COLTS | 383 | 202 | 2543 | 52.7 | 6.64 | 17 | 4.4 | 30 | 7.8 | 78 | 49/480 | 55.9 |
| OPPONENTS | 357 | 191 | 3125 | 53.5 | 8.75 | 29 | 8.1 | 17 | 4.8 | 91 | 30/224 | 90.4 |

| SCORING | TDR | TDP | TDR | PAT | FG | S | TP |
|-----------|---|-------|-------|-------|-------|-------|-----|
| Luce | | | | 1 | | | 6 |
| Siani | | 1 | | | | | 6 |
| Burke | | | | | 1 | 2 | |
| COLTS | 9 | 17 | 5 | 27-31 | 8-17 | 1 | 239 |
| OPPONENTS | 21 | 29 | 4 | 53-54 | 14-24 | 1 | 421 |
| FGS | 1-19 | 20-29 | 30-39 | 40-49 | 50+ | TOT. | |
| Linhart | 0-0 | 5-5 | 2-7 | 1-5 | 0-0 | 8-17 | |
| COLTS | 0-0 | 5-5 | 2-7 | 1-5 | 0-0 | 8-17 | |
| OPP. | 1-2 | 7-8 | 3-5 | 3-7 | 0-2 | 14-24 | |
| Linhart: | (37) 0 0 (21) (46) (43,35) (27) 0 0 (44,38,30) (22,49) (23) (31) (30,22,41) 0 (36) | | | | | | |
| Opp: | (18,45,48) 0 0 (41,21) (46,26) (26) (23,52,19,30,26) (43,33,26,27) (32) (44) (53) (45) (31) (32,22) 0 0 | | | | | | |

| RUSHING | NO. | YDS. | AVG. | LG | TD |
|------------|-----|------|------|----|----|
| Washington | 240 | 956 | 4.0 | 29 | 0 |
| Lee | 81 | 374 | 4.6 | 24 | 1 |
| Leaks | 83 | 266 | 3.2 | 11 | 2 |
| Hardeman | 48 | 244 | 5.1 | 46 | 0 |
| McCawley | 44 | 107 | 2.4 | 10 | 5 |
| Jones | 9 | 38 | 4.2 | 14 | 0 |
| Kirkland | 8 | 35 | 4.4 | 18 | 0 |
| Troup | 18 | 25 | 1.4 | 10 | 1 |
| Doughy | 1 | -1 | -1.0 | -1 | 0 |
| COLTS | 532 | 2044 | 3.8 | 46 | 9 |
| OPPONENTS | 662 | 3010 | 4.5 | 63 | 21 |

| RECEIVING | NO. | YDS. | AVG. | LG | TD |
|------------|-----|------|------|----|----|
| Washington | 45 | 377 | 8.4 | 33 | 1 |
| McCawley | 34 | 296 | 8.7 | 21 | 0 |
| Carr | 30 | 629 | 21.0 | 78 | 6 |
| Doughy | 25 | 390 | 15.6 | 46 | 3 |
| Alston | 18 | 210 | 11.7 | 23 | 2 |
| Lee | 13 | 109 | 8.4 | 24 | 1 |
| McCall | 11 | 160 | 14.5 | 34 | 1 |
| Hardeman | 10 | 88 | 8.8 | 19 | 0 |
| Leaks | 9 | 111 | 12.3 | 27 | 2 |
| Siani | 6 | 151 | 25.2 | 49 | 1 |
| Johnson | 1 | 22 | 22.0 | 22 | 0 |
| COLTS | 202 | 2543 | 12.6 | 78 | 17 |
| OPPONENTS | 191 | 3125 | 16.4 | 91 | 29 |

| INTERCEPTIONS | NO. | YDS. | AVG. | LG | TD |
|---------------|-----|------|------|----|----|
| Thompson | 6 | 52 | 8.7 | 31 | 0 |
| Blackwood | 4 | 146 | 36.5 | 79 | 2 |
| Simonini | 2 | 4 | 2.0 | 3 | 0 |
| Mumphord | 2 | 20 | 10.0 | 19 | 0 |
| Luce | 1 | 15 | 15.0 | 15 | 0 |
| White | 1 | 12 | 12.0 | 12 | 0 |
| Nietles | 1 | 0 | 0.0 | 0 | 0 |
| COLTS | 17 | 249 | 14.6 | 79 | 2 |
| OPPONENTS | 30 | 529 | 17.6 | 53 | 3 |

| PUNTING | NO. | YDS. | AVG. | TB | IN20 | LG | BLK. |
|-----------|-----|------|------|----|------|----|------|
| Lee | 92 | 3513 | 38.2 | 9 | 17 | 67 | 2 |
| COLTS | 94 | 3513 | 37.4 | 9 | 17 | 67 | 2 |
| OPPONENTS | 80 | 2859 | 35.7 | 7 | 16 | 79 | 2 |

| PUNT RETURNS | NO. | FC | YDS. | AVG. | LG | TD |
|--------------|-----|----|------|------|----|----|
| Johnson | 25 | 10 | 143 | 5.7 | 17 | 0 |
| Washington | 7 | 6 | 37 | 5.3 | 17 | 0 |
| Burke | 1 | 0 | 0 | 0.0 | 0 | 0 |
| McCall | 1 | 0 | 37 | 37.0 | 37 | 0 |
| Blackwood | 1 | 2 | 2 | 2.0 | 2 | 0 |
| COLTS | 35 | 18 | 219 | 6.3 | 37 | 0 |
| OPPONENTS | 53 | 10 | 460 | 8.7 | 37 | 0 |

| KICKOFF RETURNS | NO. | YDS. | AVG. | LG | TD |
|-----------------|-----|------|------|-----|----|
| Johnson | 41 | 927 | 22.6 | 57 | 0 |
| Washington | 19 | 499 | 26.3 | 90 | 1 |
| McCawley | 7 | 150 | 21.4 | 31 | 0 |
| Hardeman | 3 | 36 | 12.0 | 15 | 0 |
| Blackwood | 1 | 18 | 18.0 | 18 | 0 |
| Morrison | 1 | 6 | 6.0 | 6 | 0 |
| Burke | 1 | 2 | 2.0 | 2 | 0 |
| Van Duyn | 1 | 0 | 0.0 | 0 | 0 |
| O'Dell | 0 | 10 | 10.0 | 10 | 0 |
| COLTS | 74 | 1648 | 22.3 | 90 | 1 |
| OPPONENTS | 52 | 1271 | 24.4 | 102 | 1 |

USUAL STARTERS

| OFFENSE | DEFENSE |
|--------------------|-------------------|
| WR Roger Carr | IDF Fred Cook |
| LT Wade Griffin | LDT Mike Barnes |
| LG Robert Pratt | RDT Joe Ehrmann |
| C Ken Mendenhall | RDE John Dutton |
| RG Ken Huff | ILB Tom MacLeod |
| RT Bob Van Duyn | MLB Ed Simonini |
| TE Mack Alston | RLB Stan White |
| WR Glenn Doughy | LCB Norm Thompson |
| QB Bill Troup | RCB Doug Nietles |
| RB Joe Washington | SS Bruce Laird |
| RB Roosevelt Leaks | FS Lyle Blackwood |

1979

RECORD: 5-11 COACH: TED MARCHIBRODA

FIFTH - AFC EASTERN DIVISION

HOME: 3-5 AWAY: 2-6

DIV: 3-5 CONF: 4-10 NCONF: 1-1

| DATE | RESULTS | OPPONENT | ATTENDANCE |
|-------|---------|-------------------|------------|
| 9/2 | L 0-14 | @ Kansas City | 50,943 |
| 9/9 | L 26-29 | TAMPA BAY | OT 39,756 |
| 9/16 | L 10-13 | @ Cleveland | 73,889 |
| 9/23 | L 13-17 | @ Pittsburgh | 49,483 |
| 9/30 | L 13-31 | BUFFALO | 37,927 |
| 10/7 | W 10-8 | NEW YORK JETS | 37,789 |
| 10/14 | L 16-28 | HOUSTON | 50,990 |
| 10/21 | W 14-13 | @ Buffalo | 51,599 |
| 10/28 | W 31-26 | NEW ENGLAND | 47,042 |
| 11/4 | W 38-28 | CINCINNATI | 41,299 |
| 11/11 | L 0-19 | @ Miami | 58,226 |
| 11/18 | L 21-50 | @ New England | 61,297 |
| 11/25 | L 24-28 | MIAMI | 45,862 |
| 12/2 | L 17-30 | @ New York Jets | 60,372 |
| 12/9 | L 7-10 | KANSAS CITY | 37,226 |
| 12/16 | W 31-7 | @ New York Giants | 76,671 |

| TOTAL STATISTICS | COLTS | OPP |
|--------------------|--------------|-------------|
| TOTAL FIRST DOWNS | 291 | 265 |
| Rushing | 97 | 106 |
| Passing | 158 | 130 |
| Penalty | 36 | 29 |
| 3rd Down M/A/Pct | 106/257/41.2 | 84/217/38.7 |
| TOTAL NET YARDS | 4846 | 5074 |
| Avg. Per Game | 302.9 | 317.1 |
| Total Plays | 1117 | 1009 |
| Avg. Per Play | 4.3 | 5.0 |
| NET YARDS RUSHING | 1674 | 2306 |
| Avg. Per Game | 104.6 | 144.1 |
| Total Rushes | 515 | 559 |
| NET YARDS PASSING | 3172 | 2768 |
| Avg. Per Game | 198.3 | 173.0 |
| Tackled/Yards Lost | 52/403 | 39/312 |
| Gross Yards | 3575 | 3080 |
| Att./Completions | 550/313 | 411/203 |
| Completion Pct. | 56.9 | 49.4 |
| Had Intercepted | 19 | 23 |
| PUNTS/AVERAGE | 101/36.2 | 95/40.0 |
| NET PUNTING AVG. | 32.3 | 33.5 |
| PENALTIES/YARDS | 137/1239 | 112/1014 |
| FUMBLES/BALL LOST | 36/21 | 25/16 |
| TOUCHDOWNS | 33 | 42 |
| Rushing | 12 | 15 |
| Passing | 18 | 23 |
| Defense/Kicking | 1/2 | 1/3 |
| TIME OF POSSESSION | 30:38 | 29:22 |

| SCORE BY PERIODS | 1 | 2 | 3 | 4 | TOTAL |
|------------------|-----|-----|----|----|-------|
| COLTS | 111 | 30 | 55 | 75 | 271 |
| OPPONENTS | 57 | 128 | 88 | 75 | 351 |

| SCORING | TDR | TDP | TDRT | PAT | FG | S | TP |
|------------|-----|-----|-------|-------|-----|---|----|
| Mike-Mayer | | | 28-29 | 11-20 | 61 | | |
| Washington | 4 | 3 | | | 42 | | |
| McCaulley | 3 | 3 | | | 36 | | |
| Hardeman | 3 | 1 | | | 24 | | |
| McCall | 4 | | | | 24 | | |
| Brazill | | | 2 | | 12 | | |
| Doughty | 2 | | | | 12 | | |
| Linhart | | | | 3-4 | 3-8 | | |
| Siani | 2 | | | | 12 | | |
| Alston | 1 | | | | 6 | | |
| DeRoos | 1 | | | | 6 | | |
| Carr | 1 | | | | 6 | | |

| SCORING | TDR | TDP | TDRT | PAT | FG | S | TP |
|------------------|-----------|-----------|----------|--------------|--------------|----------|------------|
| Jones | | | | | | | 6 |
| Leaks | | | 1 | | | | 6 |
| Glasgow | | | | 1 | | | 6 |
| COLTS | 12 | 18 | 3 | 31-33 | 14-28 | | 271 |
| OPPONENTS | 15 | 23 | 4 | 37-42 | 20-28 | 1 | 351 |

| FGS | 1-19 | 20-29 | 30-39 | 40-49 | 50+ | TOT. |
|--------------|------------|-------------|------------|-------------|------------|--------------|
| Mike-Mayer | 0-0 | 5-7 | 4-5 | 2-8 | 0-0 | 11-20 |
| Linhart | 0-1 | 2-3 | 1-3 | 0-1 | 0-0 | 3-8 |
| COLTS | 0-1 | 7-10 | 5-8 | 2-9 | 0-0 | 14-28 |
| OPP. | 1-1 | 7-8 | 6-8 | 6-10 | 0-1 | 20-28 |

| Linehart | [37] | [24,49,38] | [26,32,18,28] | [0] | [0] | [0] | [0] | [0] | [0] | [0] | | | | |
|------------|------|------------|---------------|------------|---------|------------|---------|------|---------|------------|------|------------------|---------|------|
| Mike-Mayer | [0] | [0] | [27,24] | [20,47,33] | [41,45] | [35,34] | [37,44] | [41] | [28] | [42,32] | [20] | [48,29] | | |
| Opp. | [31] | [37,51,28] | [25,41] | [41] | [18,31] | [44,40,37] | [42,39] | [38] | [32,22] | [24,29,42] | [0] | [34,28,27,42,23] | [42,43] | [40] |

| RUSHING | NO. | YDS. | AVG. | LG | TD |
|------------------|------------|-------------|------------|-----------|-----------|
| Washington | 242 | 884 | 3.7 | 26 | 4 |
| Hardeman | 109 | 292 | 2.7 | 16 | 3 |
| McCaulley | 59 | 168 | 2.8 | 13 | 3 |
| Leaks | 49 | 145 | 3.0 | 17 | 1 |
| Landry | 31 | 115 | 3.7 | 17 | 0 |
| Garry | 13 | 41 | 3.2 | 14 | 0 |
| Jones | 10 | 40 | 4.0 | 25 | 1 |
| White | 1 | 3 | 3.0 | 3 | 0 |
| Dilts | 1 | -14 | -14.0 | -14 | 0 |
| COLTS | 515 | 1674 | 3.3 | 26 | 12 |
| OPPONENTS | 559 | 2306 | 4.1 | 75 | 15 |

| RECEIVING | NO. | YDS. | AVG. | LG | TD |
|------------------|------------|-------------|-------------|-----------|-----------|
| Washington | 82 | 750 | 9.2 | 43 | 3 |
| McCaulley | 55 | 575 | 10.5 | 35 | 3 |
| McCall | 37 | 536 | 14.5 | 36 | 4 |
| Doughty | 34 | 510 | 14.6 | 54 | 2 |
| Carr | 27 | 400 | 14.8 | 37 | 1 |
| Hardeman | 25 | 115 | 4.6 | 14 | 1 |
| Siani | 15 | 214 | 14.3 | 31 | 2 |
| Leaks | 14 | 119 | 8.5 | 15 | 0 |
| Alston | 10 | 114 | 11.4 | 26 | 1 |
| Burke | 6 | 151 | 25.2 | 59 | 0 |
| DeRoos | 4 | 82 | 20.5 | 67 | 1 |
| Garry | 3 | 9 | 3.0 | 12 | 0 |
| COLTS | 313 | 3575 | 11.4 | 67 | 18 |
| OPPONENTS | 203 | 3080 | 15.2 | 74 | 23 |

| INTERCEPTIONS | NO. | YDS. | AVG. | LG | TD |
|------------------|-----------|------------|-------------|-----------|----------|
| Shiver | 4 | 85 | 21.3 | 52 | 0 |
| Blackwood | 4 | 63 | 15.8 | 27 | 0 |
| Brazill | 4 | 49 | 12.3 | 31 | 1 |
| Laird | 3 | 101 | 33.7 | 68 | 0 |
| Thompson | 2 | 38 | 19.0 | 26 | 0 |
| Harrison | 2 | 6 | 3.0 | 6 | 0 |
| White | 1 | 11 | 11.0 | 11 | 0 |
| Glasgow | 1 | -1 | -1.0 | -1 | 0 |
| COLTS | 23 | 382 | 16.6 | 68 | 1 |
| OPPONENTS | 19 | 321 | 16.9 | 57 | 1 |

| PUNTING | NO. | YDS. | AVG. | TB | INT | LG | BLK. |
|------------------|------------|-------------|-------------|-----------|-----------|-----------|----------|
| Dilts | 99 | 3657 | 36.9 | 5 | 21 | 53 | 2 |
| COLTS | 101 | 3657 | 36.2 | 5 | 21 | 53 | 2 |
| OPPONENTS | 95 | 3798 | 40.0 | 11 | 11 | 62 | 1 |

| PUNT RETURNS | NO. | FC | YDS. | AVG. | LG | TD |
|------------------|-----------|-----------|------------|------------|-----------|----------|
| Glasgow | 44 | 11 | 352 | 8.0 | 75 | 1 |
| Blackwood | 4 | -1 | -0.3 | 2 | 0 | 0 |
| Thompson | 1 | 0 | 40.0 | 40.0 | 0 | 0 |
| COLTS | 49 | 12 | 391 | 8.0 | 75 | 1 |
| OPPONENTS | 43 | 24 | 296 | 6.9 | 80 | 1 |

| KICKOFF RETURNS | NO. | YDS. | AVG. | LG | TD |
|------------------|-----------|-------------|-------------|-----------|----------|
| Glasgow | 50 | 1126 | 22.5 | 58 | 0 |
| Garry | 8 | 135 | 16.9 | 24 | 0 |
| Laird | 3 | 34 | 11.3 | 16 | 0 |
| Blackwood | 3 | 41 | 13.7 | 19 | 0 |
| McCaulley | 2 | 29 | 14.5 | 17 | 0 |
| Hart | 1 | 16 | 16.0 | 16 | 0 |
| Van Duyne | 1 | 12 | 12.0 | 12 | 0 |
| Griffin | 1 | 8 | 8.0 | 8 | 0 |
| Washington | 1 | 1 | 1.0 | 1 | 0 |
| COLTS | 70 | 1402 | 20.0 | 58 | 0 |
| OPPONENTS | 57 | 1067 | 18.7 | 43 | 0 |

USUAL STARTERS PRO BOWLERS IN BOLDFACE

| OFFENSE | DEFENSE |
|--------------------------|-------------------|
| WR Roger Carr | LDE Fred Cook |
| LT Wade Griffin | LDT Mike Barnes |
| IG Robert Pratt | RDT Herb Orvis |
| C Kan Mendenhall | RDE Ron Fernandez |
| RG Ken Huff | LB Sanders Shiver |
| RT Jeff Hart | MLB Ed Simonini |
| TE Reese McCall | RLB Stan White |
| WR Glenn Doughty | LCB Doug Nettles |
| QB Greg Landry | RCB Larry Brazill |
| RB Joe Washington | SS Bruce Laird |
| RB Don Hardeman | FS Lyle Blackwood |

| PASSING | ATT. | COMP. | YDS. | PCT. | AVG./ATT. | TD | TD% | INT. | INT% | LG | SACKED | RATING |
|------------------|------------|------------|-------------|-------------|-------------|-----------|------------|-----------|------------|-----------|---------------|-------------|
| Landry | 457 | 270 | 2932 | 59.1 | 6.42 | 15 | 3.3 | 15 | 3.3 | 67 | 42/326 | 75.3 |
| Jones | 92 | 43 | 643 | 46.7 | 6.99 | 3 | 3.3 | 3 | 3.3 | 24 | 10/77 | 67.4 |
| Washington | 1 | 0 | 0 | 0.0 | 0.00 | 0 | 0.0 | 1 | 100.0 | 0 | 0/0 | 0.0 |
| COLTS | 550 | 313 | 3575 | 56.9 | 6.50 | 18 | 3.3 | 19 | 3.5 | 67 | 52/403 | 73.1 |
| OPPONENTS | 411 | 203 | 3080 | 49.4 | 7.49 | 23 | 5.6 | 23 | 5.6 | 74 | 39/312 | 69.8 |

1980

RECORD: 7-9 COACH: MIKE McCORMACK
FOURTH - AFC EASTERN DIVISION
HOME: 2-6 AWAY: 5-3
DIV: 5-3 CONF: 6-8 NCONF: 1-1

| DATE | RESULTS | OPPONENT | ATTENDANCE |
|-------|---------|-----------------|------------|
| 9/ 7 | W 17-14 | @ New York Jets | 54,932 |
| 9/14 | L 17-20 | PITTSBURGH | 57,340 |
| 9/21 | L 16-21 | @ Houston | 50,815 |
| 9/28 | W 35-21 | NEW YORK JETS | 35,533 |
| 10/ 5 | W 30-17 | @ Miami | 55,212 |
| 10/12 | W 17-12 | @ Buffalo | 74,853 |
| 10/19 | L 21-37 | NEW ENGLAND | 55,346 |
| 10/26 | L 10-17 | ST. LOUIS | 36,305 |
| 11/ 2 | W 31-24 | @ Kansas City | 56,112 |
| 11/ 9 | L 27-28 | CLEVELAND | 48,304 |
| 11/16 | W 10- 9 | @ Detroit | 80,638 |
| 11/23 | L 21-47 | @ New England | 61,297 |
| 11/30 | W 28-24 | BUFFALO | 39,880 |
| 12/ 7 | L 33-34 | @ Cincinnati | 43,991 |
| 12/14 | L 14-24 | MIAMI | 30,564 |
| 12/21 | L 28-38 | KANSAS CITY | 29,936 |

| TEAM STATISTICS | | COLTS | OPP |
|--------------------|--|--------------|--------------|
| TOTAL FIRST DOWNS | | 327 | 338 |
| Rushing | | 128 | 140 |
| Passing | | 174 | 164 |
| Penalty | | 25 | 34 |
| 3rd Down M/A/Pct | | 106/223/47.5 | 100/213/46.9 |
| TOTAL NET YARDS | | 5206 | 5546 |
| Avg. Per Game | | 325.4 | 346.6 |
| Total Plays | | 1056 | 1080 |
| Avg. Per Play | | 4.9 | 5.1 |
| NET YARDS RUSHING | | 2078 | 2210 |
| Avg. Per Game | | 129.9 | 138.1 |
| Total Rushes | | 527 | 574 |
| NET YARDS PASSING | | 3128 | 3336 |
| Avg. Per Game | | 195.5 | 208.5 |
| Tackled/Yards Lost | | 36/281 | 30/240 |
| Gross Yards | | 3409 | 3576 |
| Att./Completions | | 493/272 | 476/260 |
| Completion Pct. | | 55.2 | 54.6 |
| Had Intercepted | | 24 | 17 |
| PUNTS/AVERAGE | | 84/38.1 | 72/39.7 |
| NET PUNTING AVG. | | 32.7 | 34.1 |
| PENALTIES/YARDS | | 104/914 | 98/775 |
| FUMBLES/BALL LOST | | 23/13 | 32/17 |
| TOUCHDOWNS | | 46 | 47 |
| Rushing | | 20 | 20 |
| Passing | | 25 | 21 |
| Defense/Kicking | | 1/0 | 4/2 |
| TIME OF POSSESSION | | 28:29 | 31:31 |

| SCORE BY PERIODS | 1 | 2 | 3 | 4 | TOTAL |
|------------------|----|-----|----|-----|-------|
| COLTS | 55 | 115 | 80 | 105 | 355 |
| OPPONENTS | 93 | 112 | 85 | 97 | 387 |

| SCORING | TDR | TDP | TDR/T | PAT | FG | S | TP |
|------------|-----|-----|-------|-------|-------|---|----|
| Mike-Mayer | | | | 43-46 | 12-23 | | 79 |
| Dickey | 11 | 2 | | | | | 78 |
| Carr | | 5 | | | | | 30 |
| McCall | | 5 | | | | | 30 |
| McCaulley | 1 | 4 | | | | | 30 |
| Washington | 1 | 3 | | | | | 24 |
| Burke | | 3 | | | | | 18 |
| Butler | | 2 | | | | | 12 |
| Franklin | | 2 | | | | | 12 |
| Jones | | 2 | | | | | 12 |
| Sims | | 2 | | | | | 12 |

| PASSING | ATT. | COMP. | YDS. | PCT. | AVG./ATT. | TD | TD% | INT. | INT. % | LG | SACKED | RATING |
|-----------|------|-------|------|------|-----------|----|-----|------|--------|----|--------|--------|
| Jones | 446 | 248 | 3134 | 55.6 | 7.03 | 23 | 5.2 | 21 | 4.7 | 47 | 34/262 | 75.5 |
| Landry | 47 | 24 | 275 | 51.1 | 5.85 | 2 | 4.3 | 3 | 6.4 | 32 | 2/ 19 | 56.1 |
| COLTS | 493 | 272 | 3409 | 55.2 | 6.91 | 25 | 5.1 | 24 | 4.9 | 47 | 36/281 | 73.5 |
| OPPONENTS | 476 | 260 | 3576 | 54.6 | 7.51 | 21 | 4.4 | 17 | 3.6 | 77 | 30/240 | 78.9 |

| SCORING | TDR | TDP | TDR/T | PAT | FG | S | TP |
|-----------|-----|-----|-------|-------|-------|---|-----|
| Landry | 1 | | | | | | 6 |
| Siani | | 1 | | | | | 6 |
| Shiver | | | 1 | | | | 6 |
| COLTS | 20 | 25 | 1 | 43-46 | 12-23 | | 355 |
| OPPONENTS | 20 | 21 | 6 | 45-47 | 20-30 | | 387 |

| FGS | 1-19 | 20-29 | 30-39 | 40-49 | 50+ | TOT. |
|------------|------|-------|-------|-------|-----|-------|
| Mike-Mayer | 0-0 | 5-6 | 3-8 | 4-7 | 0-2 | 12-23 |
| COLTS | 0-0 | 5-6 | 3-8 | 4-7 | 0-2 | 12-23 |
| OPP. | 0-0 | 10-10 | 6-10 | 4-9 | 0-1 | 20-30 |

Mike-Mayer: [50,46] [23,46,20] [30,23,29] [1,45] [21,35,49] [35] [50,35] [21] [39] [43] [39] [1] [41,37] [43] [32]
 OPP: [32] [25,29] [1] [55,24,48] [49,20] [27,29,37] [47,30] [27,47] [1] [38,47,24,46,44] [22,35] [35,40,47] [32,21] [34] [32,39]

| RUSHING | NO. | YDS. | AVG. | LG | TD |
|------------|-----|------|------|-----|----|
| Dickey | 176 | 800 | 4.5 | 51t | 11 |
| Washington | 144 | 502 | 3.5 | 17 | 1 |
| Franklin | 83 | 264 | 3.2 | 21 | 2 |
| Sims | 54 | 186 | 3.4 | 13 | 2 |
| Jones | 27 | 175 | 6.5 | 19 | 2 |
| McCaulley | 35 | 133 | 3.8 | 12 | 1 |
| Landry | 7 | 26 | 3.7 | 14 | 1 |
| Carr | 1 | -8 | -8.0 | -8 | 0 |
| COLTS | 527 | 2078 | 3.9 | 51t | 20 |
| OPPONENTS | 574 | 2210 | 3.9 | 27 | 20 |

| RECEIVING | NO. | YDS. | AVG. | LG | TD |
|------------|-----|------|------|-----|----|
| Carr | 61 | 924 | 15.1 | 43 | 5 |
| Washington | 51 | 494 | 9.7 | 33 | 3 |
| Butler | 34 | 574 | 16.9 | 42 | 2 |
| McCaulley | 34 | 313 | 9.2 | 19 | 4 |
| Dickey | 25 | 204 | 8.2 | 32 | 2 |
| McCall | 18 | 322 | 17.9 | 47 | 5 |
| Burke | 14 | 185 | 13.2 | 19t | 3 |
| Franklin | 14 | 112 | 8.0 | 16 | 0 |
| Siani | 9 | 174 | 19.3 | 38t | 1 |
| Sims | 9 | 64 | 7.1 | 13 | 0 |
| DeRo | 2 | 34 | 17.0 | 18 | 0 |
| Garry | 1 | 9 | 9.0 | 9 | 0 |
| COLTS | 272 | 3409 | 12.5 | 47 | 25 |
| OPPONENTS | 260 | 3576 | 13.8 | 77 | 21 |

| INTERCEPTIONS | NO. | YDS. | AVG. | LG | TD |
|---------------|-----|------|------|-----|----|
| laird | 5 | 71 | 14.2 | 18 | 0 |
| Glasgow | 4 | 65 | 16.3 | 29 | 0 |
| Brazier | 2 | 87 | 43.5 | 60 | 0 |
| Anderson | 2 | 35 | 17.5 | 18 | 0 |
| Shiver | 1 | 34 | 34.0 | 34t | 1 |
| Woods | 1 | 13 | 13.0 | 13 | 0 |
| Ehrmann | 1 | 5 | 5.0 | 5 | 0 |
| Blackwood | 1 | 0 | 0.0 | 0 | 0 |
| COLTS | 17 | 310 | 18.2 | 60 | 1 |
| OPPONENTS | 24 | 378 | 15.8 | 44 | 1 |

| PUNTING | NO. | YDS. | AVG. | TB | IN20 | LG | BLK. |
|-----------|-----|------|------|----|------|----|------|
| Brogg | 82 | 3203 | 39.1 | 5 | 22 | 59 | 2 |
| COLTS | 84 | 3203 | 38.1 | 5 | 22 | 59 | 2 |
| OPPONENTS | 72 | 2860 | 39.7 | 11 | 12 | 66 | 0 |

| PUNT RETURNS | NO. | FC | YDS. | AVG. | LG | TD |
|--------------|-----|----|------|------|----|----|
| Glasgow | 23 | 15 | 187 | 8.1 | 20 | 0 |
| Anderson | 3 | 0 | 1 | 0.3 | 1 | 0 |
| COLTS | 26 | 15 | 188 | 7.2 | 20 | 0 |
| OPPONENTS | 49 | 13 | 357 | 7.3 | 56 | 1 |

| KICKOFF RETURNS | NO. | YDS. | AVG. | LG | TD |
|-----------------|-----|------|------|-----|----|
| Glasgow | 33 | 743 | 22.5 | 44 | 0 |
| Anderson | 20 | 386 | 19.3 | 35 | 0 |
| Dickey | 4 | 86 | 21.5 | 28 | 0 |
| Garry | 3 | 55 | 18.3 | 24 | 0 |
| Blackwood | 2 | 41 | 20.5 | 25 | 0 |
| McCaulley | 1 | 18 | 18.0 | 18 | 0 |
| LaPointe | 1 | 18 | 18.0 | 18 | 0 |
| Hart | 1 | 17 | 17.0 | 17 | 0 |
| Sims | 1 | 10 | 10.0 | 10 | 0 |
| Footo | 1 | 9 | 9.0 | 9 | 0 |
| COLTS | 67 | 1383 | 20.6 | 44 | 0 |
| OPPONENTS | 54 | 1062 | 19.7 | 98t | 1 |

USUAL STARTERS

| OFFENSE | DEFENSE |
|-----------------------|----------------------|
| WR Roger Carr | LDE Fred Cook |
| LT Wade Griffin | LDT Mike Barnes |
| LG Robert Pratt | RDT Herb Orvis |
| C Ken Mendenhall | RDE Mike Ozdowski |
| RG Ken Huff | LLB Sanders Shiver |
| RT Jeff Huff | MLB Ed Simonini |
| TE Reese McCall | RLB Mike Woods |
| WR Ray Butler | LCB Derrick Hatchett |
| QB Bert Jones | RCB Larry Brazier |
| RB Joe Washington | FS Bruce Laird |
| RB Cleveland Franklin | FS Nesby Glasgow |

1981

RECORD: 2-14 COACH: MIKE MCCORMACK
FOURTH - AFC EASTERN DIVISION
HOME: 1-7 AWAY: 1-7
DIV: 2-6 CONF: 2-10 NCONF: 0-4

| DATE | RESULTS | OPPONENT | ATTENDANCE |
|-------|---------|-----------------|------------|
| 9/ 6 | W 29:28 | @ New England | 49,977 |
| 9/13 | L 3:35 | BUFFALO | 45,772 |
| 9/20 | L 10:28 | @ Denver | 74,804 |
| 9/27 | L 28:31 | MIAMI | 42,452 |
| 10/ 4 | L 17:23 | @ Buffalo | 77,811 |
| 10/11 | L 19:41 | CINCINNATI | 35,881 |
| 10/18 | L 14:43 | SAN DIEGO | 48,679 |
| 10/26 | L 28:42 | @ Cleveland | 78,986 |
| 11/ 1 | L 10:27 | @ Miami | 46,061 |
| 11/ 8 | L 14:41 | NEW YORK JETS | 36,373 |
| 11/15 | L 13:38 | @ Philadelphia | 72,200 |
| 11/22 | L 24:35 | ST. LOUIS | 32,782 |
| 11/29 | L 0:25 | @ New York Jets | 53,593 |
| 12/ 6 | L 13:37 | DALLAS | 60,586 |
| 12/13 | L 14:38 | @ Washington | 55,045 |
| 12/20 | W 23:21 | NEW ENGLAND | 34,127 |

| TEAM STATISTICS | COLTS | OPP |
|--------------------|-------------|--------------|
| TOTAL FIRST DOWNS | 274 | 406 |
| Rushing | 95 | 162 |
| Passing | 158 | 214 |
| Penalty | 21 | 30 |
| 3rd Down M/A/Pct | 66/198/33.3 | 107/208/51.4 |
| TOTAL NET YARDS | 4908 | 6793 |
| Avg. Per Game | 306.8 | 424.6 |
| Total Plays | 957 | 1111 |
| Avg. Per Play | 5.1 | 6.1 |
| NET YARDS RUSHING | 1850 | 2665 |
| Avg. Per Game | 115.6 | 166.6 |
| Total Rushes | 441 | 607 |
| NET YARDS PASSING | 3058 | 4128 |
| Avg. Per Game | 191.1 | 258.0 |
| Tackled/Yards Lost | 37/321 | 13/100 |
| Gross Yards | 3379 | 4228 |
| Att./Completions | 479/265 | 491/301 |
| Completion Pct. | 55.3 | 61.3 |
| Had Intercepted | 23 | 16 |
| PUNTS/AVERAGE | 78/39.4 | 48/37.9 |
| NET PUNTING AVG. | 33.7 | 32.1 |
| PENALTIES/YARDS | 106/913 | 101/776 |
| FUMBLES/BALL LOST | 27/14 | 28/14 |
| TOUCHDOWNS | 33 | 68 |
| Rushing | 11 | 30 |
| Passing | 21 | 37 |
| Defense/Kicking | 1/0 | 1/0 |
| TIME OF POSSESSION | 26:28 | 33:32 |

| SCORE BY PERIODS | 1 | 2 | 3 | 4 | TOTAL |
|------------------|-----|-----|-----|-----|-------|
| COLTS | 63 | 52 | 75 | 69 | 259 |
| OPPONENTS | 121 | 186 | 105 | 121 | 533 |

| SCORING | TDR | TDP | TDR1 | PAT | FG | S | TP |
|-----------|-----|-----|------|-------|-------|---|-----|
| Dickey | 7 | 3 | | | | | 60 |
| Wood | | | | 29-33 | 10-18 | | 59 |
| Butler | | 9 | | | | | 54 |
| McMillan | 3 | 1 | | | | | 24 |
| Carr | | 3 | | | | | 18 |
| McCall | | 2 | | | | | 12 |
| McCauley | | 2 | | | | | 12 |
| Landry | | | 1 | | | | 6 |
| Dixon | | | 1 | | | | 6 |
| Franklin | | | 1 | | | | 6 |
| Taylor | | | | | | 1 | 2 |
| COLTS | 11 | 21 | 1 | 29-33 | 10-18 | 1 | 259 |
| OPPONENTS | 30 | 37 | 1 | 65-68 | 20-31 | | 533 |

| FGS | 1-19 | 20-29 | 30-39 | 40-49 | 50+ | TOT. |
|-------|------|-------|-------|-------|-----|-------|
| Wood | 2-2 | 2-3 | 3-5 | 3-7 | 0-1 | 10-18 |
| COLTS | 2-2 | 2-3 | 3-5 | 3-7 | 0-1 | 10-18 |
| OPP. | 0-0 | 6-7 | 9-11 | 5-12 | 0-1 | 20-31 |

Wood: [48,19,35] [22] [21] [] [32] [19,51] [] [46,28,30]
 [44] [44] [] [43,40] [] [] [39] [30,46]
 OPP.: [50,39] [49] [36] [27] [43,34,44,45] [38,24] [30]
 [] [41,32] [25,41] [40,44,32] [40,42]
 [37,22,27,27,26,48] [42,35,31] [32] []

| RUSHING | NO. | YDS. | AVG. | LG | TD |
|-----------|-----|------|------|----|----|
| Dickey | 164 | 779 | 4.8 | 67 | 7 |
| McMillan | 149 | 597 | 4.0 | 42 | 3 |
| Dixon | 73 | 285 | 3.9 | 41 | 0 |
| Jones | 20 | 85 | 4.3 | 17 | 0 |
| Franklin | 21 | 52 | 2.5 | 8 | 1 |
| McCauley | 10 | 37 | 3.7 | 8 | 0 |
| Landry | 1 | 11 | 11.0 | 11 | 0 |
| Garrett | 2 | 4 | 2.0 | 3 | 0 |
| Anderson | 1 | 0 | 0.0 | 0 | 0 |
| COLTS | 441 | 1850 | 4.2 | 67 | 11 |
| OPPONENTS | 607 | 2665 | 4.4 | 59 | 30 |

| RECEIVING | NO. | YDS. | AVG. | LG | TD |
|-----------|-----|------|------|----|----|
| McMillan | 50 | 466 | 9.3 | 31 | 1 |
| Butler | 46 | 832 | 18.1 | 67 | 9 |
| Carr | 38 | 584 | 15.4 | 43 | 3 |
| Dickey | 37 | 419 | 11.3 | 50 | 3 |
| McCauley | 36 | 347 | 9.6 | 31 | 2 |
| McCall | 21 | 314 | 15.0 | 65 | 2 |
| Dixon | 17 | 169 | 9.9 | 41 | 1 |
| Burke | 10 | 153 | 15.3 | 24 | 0 |
| Franklin | 6 | 39 | 6.5 | 10 | 0 |
| Sherwin | 2 | 19 | 9.5 | 11 | 0 |
| DeRoo | 1 | 38 | 38.0 | 38 | 0 |
| Huff | 1 | -1 | -1.0 | -1 | 0 |
| COLTS | 265 | 3379 | 12.8 | 67 | 21 |
| OPPONENTS | 301 | 4228 | 14.0 | 75 | 37 |

| INTERCEPTIONS | NO. | YDS. | AVG. | LG | TD |
|---------------|-----|------|------|----|----|
| Braziel | 3 | 35 | 11.7 | 27 | 0 |
| Laird | 3 | 59 | 19.7 | 24 | 0 |
| Glasgow | 2 | 35 | 17.5 | 31 | 0 |
| Smith | 2 | 11 | 5.5 | 8 | 0 |
| Hatchett | 2 | 8 | 4.0 | 8 | 0 |
| Anderson | 1 | 49 | 49.0 | 49 | 0 |
| Krauss | 1 | 10 | 10.0 | 10 | 0 |
| Green | 1 | 3 | 3.0 | 3 | 0 |
| Pickney | 1 | 0 | 0.0 | 0 | 0 |
| COLTS | 16 | 210 | 13.1 | 49 | 0 |
| OPPONENTS | 23 | 281 | 12.2 | 44 | 1 |

| PUNTING | NO. | YDS. | AVG. | TB | INT | LG | BLK. |
|-----------|-----|------|------|----|-----|----|------|
| Garrett | 78 | 3071 | 39.4 | 2 | 11 | 57 | 0 |
| COLTS | 78 | 3071 | 39.4 | 2 | 11 | 57 | 0 |
| OPPONENTS | 48 | 1817 | 37.9 | 11 | 13 | 54 | 2 |

| PUNT RETURNS | NO. | FC | YDS. | AVG. | LG | TD |
|--------------|-----|----|------|------|----|----|
| Shula | 10 | 7 | 50 | 5.0 | 11 | 0 |
| Anderson | 2 | 0 | 6 | 3.0 | 6 | 0 |
| COLTS | 12 | 7 | 56 | 4.7 | 11 | 0 |
| OPPONENTS | 44 | 10 | 402 | 9.1 | 46 | 0 |

| KICKOFF RETURNS | NO. | YDS. | AVG. | LG | TD |
|-----------------|-----|------|------|----|----|
| Dixon | 36 | 737 | 20.5 | 46 | 0 |
| Williams | 20 | 399 | 20.0 | 35 | 0 |
| Anderson | 20 | 393 | 19.7 | 30 | 0 |
| Shula | 5 | 65 | 13.0 | 16 | 0 |
| Glasgow | 1 | 35 | 35.0 | 35 | 0 |
| Sims | 1 | 22 | 22.0 | 22 | 0 |
| Foote | 1 | 0 | 0.0 | 0 | 0 |
| COLTS | 84 | 1651 | 19.7 | 46 | 0 |
| OPPONENTS | 43 | 864 | 20.1 | 34 | 0 |

USUAL STARTERS

| OFFENSE | DEFENSE |
|-------------------|----------------------|
| WR Roger Carr | LDE Donnell Thompson |
| LT Wade Griffin | LDT Herb Orvis |
| LG Robert Pratt | RDT Anthony Green |
| C Ray Donaldson | RDE Mike Ozdowski |
| RG Ken Huff | LLB Sanders Shiver |
| RT Jeff Hart | MLB Joe Federspiel |
| TE Reese McCall | RLB Barry Krauss |
| WR Roy Butler | LCB Derrick Hatchett |
| QB Bert Jones | RCB Larry Braziel |
| RB Curtis Dickey | SS Bruce Laird |
| RB Randy McMillan | FS Nesby Glasgow |

| PASSING | ATT. | COMP. | YDS. | PCT. | AVG./ATT. | TD | TD% | INT. | INT.% | LG | SACKED | RATING |
|-----------|------|-------|------|------|-----------|----|-----|------|-------|----|--------|--------|
| Jones | 426 | 244 | 3094 | 57.3 | 7.26 | 21 | 4.9 | 20 | 4.7 | 67 | 31/263 | 76.8 |
| Landry | 29 | 14 | 195 | 48.3 | 6.72 | 0 | 0.0 | 1 | 3.4 | 24 | 5/ 50 | 56.7 |
| Humm | 24 | 7 | 90 | 29.2 | 3.75 | 0 | 0.0 | 2 | 8.3 | 20 | 1/ 8 | 25.4 |
| COLTS | 479 | 265 | 3379 | 55.3 | 7.05 | 21 | 4.4 | 23 | 4.8 | 67 | 37/321 | 72.2 |
| OPPONENTS | 491 | 301 | 4228 | 61.3 | 8.61 | 37 | 7.5 | 16 | 3.3 | 75 | 13/100 | 100.2 |

1982

RECORD: 0-8-1 COACH: FRANK KUSH
 FOURTEENTH - AMERICAN FOOTBALL CONFERENCE
 HOME: 0-3-1 AWAY: 0-5
 DIV: 0-5 CONF: 0-7 NCONF: 0-1-1

| DATE | RESULTS | OPPONENT | ATTENDANCE |
|-------|---------|---------------------------|------------|
| 9/12 | L 13-24 | NEW ENGLAND | 39,055 |
| 9/19 | L 20-24 | @ Miami | 51,999 |
| 9/26 | | NEW YORK JETS | Cancelled |
| 10/3 | | @ Detroit | Cancelled |
| 10/10 | | BUFFALO | Cancelled |
| 10/17 | | @ Cleveland | Cancelled |
| 10/24 | | MIAMI Postponed to 1/2/83 | |
| 10/31 | | TAMPA BAY | Cancelled |
| 11/7 | | @ New England | Cancelled |
| 11/14 | | OAKLAND | Cancelled |
| 11/21 | L 0-37 | @ New York Jets | 46,970 |
| 11/28 | L 0-20 | @ Buffalo | 33,985 |
| 12/5 | L 17-20 | CINCINNATI | 23,598 |
| 12/12 | L 10-13 | @ Minnesota | 53,981 |
| 12/19 | T 20-20 | GREEN BAY | 25,920 |
| 12/26 | L 26-44 | @ San Diego | 49,711 |
| 1/2 | L 7-34 | MIAMI | 19,073 |

| TEAM STATISTICS | | COLTS | OPP |
|--------------------|-------------|-------------|-----|
| TOTAL FIRST DOWNS | | | |
| Rushing | | 152 | 197 |
| Passing | | 62 | 87 |
| Penalty | | 80 | 89 |
| | | 10 | 21 |
| 3rd Down M/A/Pct | 50/124/40.3 | 52/119/43.7 | |
| 4th Down M/A/Pct | 10/17/58.8 | 2/5/40.0 | |
| TOTAL NET YARDS | | | |
| Avg. Per Game | 275.9 | 366.2 | |
| Total Plays | 596 | 605 | |
| Avg. Per Play | 4.2 | 5.4 | |
| NET YARDS RUSHING | | | |
| Avg. Per Game | 104.4 | 147.3 | |
| Total Rushes | 293 | 348 | |
| NET YARDS PASSING | | | |
| Avg. Per Game | 159.9 | 202.6 | |
| Tackled/Yards Lost | 20/174 | 11/97 | |
| Gross Yards | 1613 | 1920 | |
| Att./Completions | 283/142 | 246/138 | |
| Completion Pct. | 50.2 | 56.1 | |
| Had Intercepted | 10 | 5 | |
| PUNTS/AVERAGE | | | |
| NET PUNTING AVG. | 34.3 | 35.5 | |
| PENALTIES/YARDS | 52/433 | 59/466 | |
| FUMBLES/BALL LOST | 24/11 | 11/5 | |
| TOUCHDOWNS | | | |
| Rushing | 12 | 28 | |
| Passing | 4 | 10 | |
| Defense/Kicking | 1/1 | 0/0 | |
| TIME OF POSSESSION | 28:38 | 31:22 | |

| SCORE BY PERIODS | 1 | 2 | 3 | 4 | TOTAL |
|------------------|----|----|----|----|-------|
| COLTS | 13 | 40 | 23 | 37 | 113 |
| OPPONENTS | 54 | 77 | 68 | 37 | 236 |

| SCORING | TDR | TDP | TDRP | PAT | FG | S | TP |
|-----------|-----|-----|------|-----|----|---|----|
| Wood | | 6-6 | 6-10 | | | | 24 |
| Miller | | | 5-5 | 4-8 | | | 17 |
| Butler | | 2 | | | | | 12 |
| Bouza | | 2 | | | | | 12 |
| Krauss | | 1 | | | | | 6 |
| Pagel | | 1 | | | | | 6 |
| Beach | | 1 | | | | | 6 |
| Burroughs | | | 1 | | | | 6 |
| McMillan | | | 1 | | | | 6 |
| Dickey | | | 1 | | | | 6 |

| SCORING | TDR | TDP | TDRP | PAT | FG | S | TP |
|-----------|-----|-----|------|-------|-------|---|-----|
| Sherwin | | | 1 | | | | 6 |
| Dixon | | 1 | | | | | 6 |
| COLTS | 4 | 6 | 2 | 11-11 | 10-18 | | 113 |
| OPPONENTS | 10 | 18 | | 26-28 | 14-19 | | 236 |

| FGS | 1-19 | 20-29 | 30-39 | 40-49 | 50+ | TOT. |
|--------|------|-------|-------|-------|-----|-------|
| Wood | 0-0 | 0-1 | 3-5 | 2-3 | 1-1 | 6-10 |
| Miller | 0-0 | 1-1 | 0-3 | 2-3 | 1-1 | 4-8 |
| COLTS | 0-0 | 1-2 | 3-8 | 4-6 | 2-2 | 10-18 |
| OPP. | 1-1 | 5-5 | 2-3 | 6-9 | 0-1 | 14-19 |

Wood: (49,37,30) (51, 48) (32) (33,40) (39,25) (0) (0);
 Miller: (0) (0) (0) (0) (23,40,44) (46,58) (37,36,34)
 OPP: (24) (29) (43,37,19) (47,34,41) (40,40,23,40)
 (40,25,47) (45,53) (34,25)

| RUSHING | NO. | YDS. | AVG. | LG | TD |
|------------|-----|------|------|----|----|
| McMillan | 101 | 305 | 3.0 | 13 | 1 |
| Dixon | 58 | 249 | 4.3 | 32 | 1 |
| Dickey | 66 | 232 | 3.5 | 25 | 1 |
| Franklin | 43 | 152 | 3.5 | 18 | 0 |
| Pagel | 19 | 82 | 4.3 | 32 | 1 |
| Butler | 3 | 10 | 3.3 | 10 | 0 |
| Stork | 1 | 8 | 8.0 | 8 | 0 |
| Wright | 1 | 3 | 3.0 | 3 | 0 |
| Schlichter | 1 | 3 | 3.0 | 3 | 0 |
| COLTS | 293 | 1044 | 3.6 | 32 | 4 |
| OPPONENTS | 348 | 1473 | 4.2 | 54 | 10 |

| RECEIVING | NO. | YDS. | AVG. | LG | TD |
|-----------|-----|------|------|----|----|
| Bouza | 22 | 287 | 13.0 | 34 | 2 |
| Sherwin | 21 | 280 | 13.3 | 33 | 0 |
| Dickey | 21 | 228 | 10.9 | 34 | 0 |
| Dixon | 20 | 185 | 9.3 | 24 | 0 |
| Butler | 17 | 268 | 15.8 | 53 | 2 |
| McMillan | 15 | 90 | 6.0 | 17 | 0 |
| Franklin | 9 | 61 | 6.8 | 15 | 0 |
| Henry | 7 | 110 | 15.7 | 23 | 0 |
| Beach | 4 | 45 | 11.3 | 17 | 1 |
| Smith | 2 | 36 | 18.0 | 23 | 0 |
| McColl | 2 | 6 | 3.0 | 4 | 0 |
| Wright | 1 | 12 | 12.0 | 12 | 0 |
| Krauss | 1 | 5 | 5.0 | 5 | 1 |
| COLTS | 142 | 1613 | 11.4 | 53 | 6 |
| OPPONENTS | 138 | 1920 | 13.9 | 55 | 18 |

| INTERCEPTIONS | NO. | YDS. | AVG. | LG | TD |
|---------------|-----|------|------|----|----|
| Anderson, K. | 2 | 25 | 12.5 | 25 | 0 |
| Burroughs | 1 | 94 | 94.0 | 94 | 1 |
| Bracelin | 1 | 31 | 31.0 | 31 | 0 |
| Haichett | 1 | 0 | 0.0 | 0 | 0 |
| COLTS | 5 | 150 | 30.0 | 94 | 1 |
| OPPONENTS | 10 | 129 | 12.9 | 26 | 0 |

| PUNTING | NO. | YDS. | AVG. | TB | IN20 | LG | BLK. |
|-----------|-----|------|------|----|------|----|------|
| Stark | 46 | 2044 | 44.4 | 12 | 8 | 60 | 0 |
| COLTS | 46 | 2044 | 44.4 | 12 | 8 | 60 | 0 |
| OPPONENTS | 41 | 1634 | 39.9 | 5 | 13 | 67 | 0 |

| PUNT RETURNS | NO. | FC | YDS. | AVG. | LG | TD |
|--------------|-----|----|------|------|----|----|
| Anderson, L. | 8 | 3 | 54 | 6.8 | 28 | 0 |
| Glasgow | 4 | 5 | 24 | 6.0 | 8 | 0 |
| Bouza | 2 | 5 | 0 | 0.0 | 0 | 0 |
| COLTS | 14 | 13 | 78 | 5.6 | 28 | 0 |
| OPPONENTS | 26 | 4 | 226 | 8.7 | 29 | 0 |

| KICKOFF RETURNS | NO. | YDS. | AVG. | LG | TD |
|-----------------|-----|------|------|----|----|
| Anderson, L. | 27 | 517 | 19.7 | 33 | 0 |
| Dixon | 11 | 197 | 17.9 | 27 | 0 |
| Bouza | 3 | 31 | 10.3 | 12 | 0 |
| Franklin | 1 | 8 | 8.0 | 8 | 0 |
| COLTS | 42 | 753 | 17.9 | 33 | 0 |
| OPPONENTS | 25 | 538 | 21.5 | 30 | 0 |

SACKS: Colts 11.0; Opponents 20.0; Wisniewski 2.5-18;
 Krauss 2-28; Bracelin 2-13; Thompson 1.5-11; Cooks 1-9;
 Delaney 1-9; Hunter 1-9

USUAL STARTERS

| OFFENSE | | DEFENSE | |
|---------|----------------|---------|------------------|
| WR | Matt Bouza | LDE | Donnell Thompson |
| LT | John Souza | NT | Leo Wisniewski |
| LG | Terry Crouch | RDE | Fletcher Jenkins |
| C | Ray Donaldson | LOB | Sander Shiver |
| RC | Ken Huff | ULB | Johnnie Cooks |
| RT | Jeff Hart | RILB | Barry Krauss |
| TE | Tim Sherwin | ROLB | Breg Bracelin |
| WR | Roy Butler | LCB | James Burroughs |
| QB | Mike Pagel | RCB | Derrick Hatchett |
| RB | Curtis Dickey | SS | Larry Anderson |
| RB | Randy McMillan | FS | Nesby Glasgow |

| PASSING | ATT. | COMP. | YDS. | PCT. | AVG./ATT. | TD | TD% | INT. | INT.% | LG | SACKED | RATING |
|------------|------|-------|------|-------|-----------|----|-------|------|-------|----|--------|--------|
| Pagel | 221 | 111 | 1281 | 50.2 | 5.80 | 5 | 2.3 | 7 | 3.2 | 53 | 16/129 | 62.4 |
| Schlichter | 37 | 17 | 197 | 45.9 | 5.32 | 0 | 0.0 | 2 | 5.4 | 24 | 3/ 35 | 40.0 |
| Humm | 23 | 13 | 130 | 56.5 | 5.65 | 0 | 0.0 | 1 | 4.3 | 18 | 1/ 10 | 55.0 |
| Wood | 1 | 1 | 5 | 100.0 | 5.00 | 1 | 100.0 | 0 | 0.0 | 5 | 0/ 0 | 127.1 |
| Stork | 1 | 0 | 0 | 0.0 | 0.00 | 0 | 0.0 | 0 | 0.0 | 0 | 0/ 0 | 39.6 |
| COLTS | 283 | 142 | 1613 | 50.2 | 5.70 | 6 | 2.1 | 10 | 3.5 | 53 | 20/174 | 60.0 |
| OPPONENTS | 246 | 138 | 1920 | 56.1 | 7.80 | 18 | 7.3 | 5 | 2.0 | 55 | 11/ 97 | 97.3 |

1983

RECORD: 7-9 COACH: FRANK KUSH

FOURTH - AFC EASTERN DIVISION

HOME: 3-5 AWAY: 4-4

DIV: 3-5 CONF: 5-9 NCONF: 2-0

| DATE | RESULTS | OPPONENT | ATTENDANCE |
|-------|---------|-----------------|------------|
| 9/ 4 | W 29:23 | @ New England | OT 45,526 |
| 9/11 | L 10:17 | DENVER | 52,613 |
| 9/18 | L 23:28 | @ Buffalo | 40,937 |
| 9/25 | W 22:19 | CHICAGO | OT 35,708 |
| 10/ 2 | W 34:31 | @ Cincinnati | 48,104 |
| 10/ 9 | W 12: 7 | NEW ENGLAND | 37,013 |
| 10/16 | L 7:30 | BUFFALO | 39,765 |
| 10/23 | L 7:21 | MIAMI | 45,768 |
| 10/30 | W 22:21 | @ Philadelphia | 59,150 |
| 11/ 6 | W 17:14 | @ New York Jets | 53,323 |
| 11/13 | L 13:24 | PITTSBURGH | 61,479 |
| 11/20 | L 0:37 | @ Miami | 54,482 |
| 11/27 | L 23:41 | @ Cleveland | 65,812 |
| 12/ 4 | L 6:10 | NEW YORK JETS | 35,462 |
| 12/11 | L 19:21 | @ Denver | 74,854 |
| 12/18 | W 20:10 | HOUSTON | 27,934 |

| TEAM STATISTICS | | COLTS | OPP |
|--------------------|-------------|-------------|-----|
| TOTAL FIRST DOWNS | | | |
| Rushing | 146 | 123 | |
| Passing | 110 | 166 | |
| Penalty | 16 | 32 | |
| 3rd Dwn. M/A/Pct. | 77/226/34.1 | 83/203/40.9 | |
| 4th Dwn. M/A/Pct. | 4/9/44.4 | 5/10/50.0 | |
| TOTAL NET YARDS | | | |
| Avg. Per Game | 313.6 | 352.5 | |
| Total Plays | 1025 | 1045 | |
| Avg. Per Play | 4.9 | 5.4 | |
| NET YARDS RUSHING | | | |
| Total Rushes | 2695 | 2118 | |
| Avg. Per Game | 168.4 | 132.4 | |
| Total Yards | 601 | 516 | |
| NET YARDS PASSING | | | |
| Avg. Per Game | 145.2 | 220.1 | |
| Tackled/Yards Lost | 47/340 | 41/310 | |
| Gross Yards | 2663 | 3832 | |
| Air./Completions | 377/188 | 488/281 | |
| Completion Pct. | 49.9 | 57.6 | |
| Had Intercepted | 22 | 20 | |
| PUNTS/AVERAGE | 91/45.3 | 80/41.6 | |
| NET PUNTING AVG. | 36.3 | 37.2 | |
| PENALTIES/YARDS | 120/986 | 79/687 | |
| FUMBLES/BALL LOST | 32/11 | 29/16 | |
| TOUCHDOWNS | 25 | 45 | |
| Rushing | 10 | 13 | |
| Passing | 12 | 31 | |
| Defense/Kicking | 2/1 | 0/1 | |
| TIME OF POSSESSION | 29:37 | 30:23 | |

| SCORE BY PERIODS | 1 | 2 | 3 | 4 | OT | TOTAL |
|------------------|----|-----|----|-----|----|-------|
| COLTS | 44 | 86 | 57 | 68 | 9 | 264 |
| OPPONENTS | 62 | 136 | 52 | 102 | 0 | 354 |

| SCORING | TDR | TDP | TDRT | PAT | FG | \$ | TP |
|--------------|-----|-----|-------|-------|-------|----|-----|
| Allegre | | | 22:24 | 30:35 | | | 112 |
| Dickey | 4 | 3 | | | | | 42 |
| McMillan | 5 | 1 | | | | | 36 |
| Henry | 4 | | | | | | 24 |
| Butler | | 3 | | | | | 18 |
| Anderson, L. | | | 1 | | | | 6 |
| Cooks | | | 1 | | | | 6 |
| Moore | 1 | | | | | | 6 |
| Anderson, K. | | | 1 | | | | 6 |
| Beach | | 1 | | | | | 6 |
| Thompson | | | | | | | 1 2 |
| COLTS | 10 | 12 | 3 | 22-24 | 30-35 | 1 | 264 |
| OPPONENTS | 13 | 31 | 1 | 42-45 | 14-23 | | 354 |

| PASSING | ATT. | COMP. | YDS. | PCT. | AVG./ATT. | TD | TD% | INT. | INT% | LG | SACKED | RATING |
|-----------|------|-------|------|------|-----------|----|-----|------|------|-----|--------|--------|
| Pagel | 328 | 163 | 2353 | 49.7 | 7.17 | 12 | 3.7 | 17 | 5.2 | 72† | 40/278 | 64.0 |
| Herrmann | 36 | 18 | 256 | 50.0 | 7.11 | 0 | 0.0 | 3 | 8.3 | 35 | 7/ 62 | 38.8 |
| Reed | 10 | 6 | 34 | 60.0 | 3.40 | 0 | 0.0 | 1 | 10.0 | 16 | 0/ 0 | 26.7 |
| Taylor | 2 | 1 | 20 | 50.0 | 10.00 | 0 | 0.0 | 1 | 0.0 | 20 | 0/ 0 | 45.8 |
| Stark | 1 | 0 | 0 | 0.0 | 0.00 | 0 | 0.0 | 0 | 0.0 | 0 | 0/ 0 | 39.6 |
| COLTS | 377 | 188 | 2663 | 49.9 | 7.06 | 12 | 3.2 | 22 | 5.8 | 72† | 47/340 | 59.4 |
| OPPONENTS | 488 | 281 | 3832 | 57.6 | 7.85 | 31 | 6.4 | 20 | 4.0 | 85† | 41/310 | 87.4 |

| FGS | 1-19 | 20-29 | 30-39 | 40-49 | 50+ | TOT. |
|---------|------|-------|-------|-------|-----|-------|
| Allegre | 1- 1 | 4- 5 | 11-12 | 10-12 | 4-5 | 30-35 |
| COLTS | 1- 1 | 4- 5 | 11-12 | 10-12 | 4-5 | 30-35 |
| OPP. | 1- 1 | 4- 5 | 4- 6 | 5- 8 | 0-3 | 14-23 |

Allegre: (25,52,33) (32) (28,49,45) (37,47,45,33)
 (19,53) (52) (36) (38,39,37,42,27,30) (42)
 (46,46,37) (31) (26,41) (42,55,41,26,64) (48,37)
 OPP: (36,33,39) (42) (50) (45,49,21) (19) (41)
 (50,23,40,30) (62) (49) (42,28) (42) (26,27)
 (31) (34)

| RUSHING | NO. | YDS. | AVG. | LG | TD |
|-----------|-----|------|------|-----|----|
| Dickey | 254 | 1122 | 4.4 | 56 | 4 |
| McMillan | 198 | 802 | 4.1 | 39† | 5 |
| Pagel | 54 | 441 | 8.2 | 33 | 0 |
| Moore | 57 | 205 | 3.6 | 13 | 1 |
| Williams | 28 | 77 | 2.8 | 13 | 0 |
| Reed | 2 | 27 | 13.5 | 18 | 0 |
| Dixon | 5 | 14 | 2.8 | 7 | 0 |
| Stark | 1 | 8 | 8.0 | 8 | 0 |
| Herrmann | 1 | 0 | 0.0 | 0 | 0 |
| Krauss | 1 | -1 | -1.0 | -1 | 0 |
| COLTS | 601 | 2695 | 4.5 | 56 | 10 |
| OPPONENTS | 516 | 2118 | 4.1 | 77 | 13 |

| RECEIVING | NO. | YDS. | AVG. | LG | TD |
|------------|-----|------|------|-----|----|
| Henry | 30 | 416 | 13.9 | 40† | 4 |
| Porter, T. | 28 | 384 | 13.7 | 38 | 0 |
| Bouza | 25 | 385 | 15.4 | 26 | 0 |
| Sherwin | 25 | 358 | 14.3 | 30 | 0 |
| Dickey | 24 | 483 | 20.1 | 72† | 3 |
| McMillan | 24 | 195 | 8.1 | 25 | 1 |
| Butler | 10 | 207 | 20.7 | 60 | 3 |
| Oatis | 6 | 93 | 15.5 | 25 | 0 |
| Moore | 6 | 38 | 6.3 | 16 | 0 |
| Beach | 5 | 56 | 11.2 | 16 | 1 |
| Williams | 4 | 46 | 11.5 | 19 | 0 |
| Dixon | 1 | 2 | 2.0 | 2 | 0 |
| COLTS | 188 | 2663 | 14.2 | 72† | 12 |
| OPPONENTS | 281 | 3832 | 13.6 | 85† | 31 |

| INTERCEPTIONS | NO. | YDS. | AVG. | LG | TD |
|---------------|-----|------|------|-----|----|
| Hatchett | 4 | 36 | 9.0 | 25 | 0 |
| Glasgow | 3 | 35 | 11.7 | 18 | 0 |
| Anderson, K. | 2 | 81 | 40.5 | 71† | -1 |
| Bracelin | 2 | 19 | 9.5 | 19 | 0 |
| Delaney | 2 | 16 | 8.0 | 11 | 0 |
| Burroughs | 2 | 8 | 4.0 | 8 | 0 |
| Randle | 1 | 41 | 41.0 | 41 | 0 |
| Williams, K. | 1 | 32 | 32.0 | 32 | 0 |
| Maxwell | 1 | 31 | 31.0 | 31 | 0 |
| Cooks | 1 | 15 | 15.0 | 15 | 0 |
| Anderson, L. | 1 | 0 | 0.0 | 0 | 0 |
| COLTS | 20 | 314 | 15.7 | 71† | 1 |
| OPPONENTS | 22 | 117 | 5.3 | 34 | 0 |

| PUNTING | NO. | YDS. | AVG. | TB | IN20 | LG | BLK. |
|-----------|-----|------|------|----|------|----|------|
| Stark | 91 | 4124 | 45.3 | 9 | 20 | 68 | 0 |
| COLTS | 91 | 4124 | 45.3 | 9 | 20 | 68 | 0 |
| OPPONENTS | 80 | 3329 | 41.6 | 3 | 27 | 64 | 0 |

| PUNT RETURNS | NO. | FC | YDS. | AVG. | LG | TD |
|--------------|-----|----|------|------|-----|----|
| Anderson, L. | 20 | 4 | 138 | 6.9 | 20 | 0 |
| Porter, R. | 14 | 5 | 104 | 7.4 | 56 | 0 |
| Williams, K. | 9 | 4 | 43 | 4.8 | 13 | 0 |
| Glasgow | 1 | 1 | 9 | 9.0 | 9 | 0 |
| COLTS | 44 | 14 | 294 | 6.7 | 50 | 0 |
| OPPONENTS | 55 | 7 | 642 | 11.7 | 60† | 1 |

| KICKOFF RETURNS | NO. | YDS. | AVG. | LG | TD |
|-----------------|-----|------|------|----|----|
| Williams, K. | 20 | 494 | 24.7 | 90 | 0 |
| Porter, R. | 18 | 336 | 18.7 | 28 | 0 |
| Anderson, L. | 18 | 309 | 17.2 | 26 | 0 |
| Dixon | 2 | 23 | 11.5 | 14 | 0 |
| Moore | 2 | 40 | 20.0 | 23 | 0 |
| Bouza | 1 | 4 | 4.0 | 4 | 0 |
| Beach | 1 | 0 | 0.0 | 0 | 0 |
| COLTS | 62 | 1198 | 19.3 | 90 | 0 |
| OPPONENTS | 61 | 1138 | 18.7 | 38 | 0 |

SACKS: Colts 41.0; Opponents 47.0; Maxwell 11-90; Bracelin 5-50-5; Wisniewski 5-41; Cooks 5-33; Thompson 4-27; Ballard 2-7; Woehlecker 1-5-13.5; Parker 1-5-13; Odom 1-1-1; Krauss 1-9; Glasgow 1-6; K. Williams 1-3; Shiver 1-2; K. Anderson 5-4

USUAL STARTERS PRO BOWLERS IN BOLDFACE

| OFFENSE | DEFENSE |
|----------------------|-----------------------|
| WR Matt Bouza, | LDE Donnell Thompson |
| Tracy Porter | NT Leo Wisniewski |
| LT Karl Boldschwiler | RDE Steve Parker |
| LG Chris Hinton | LOLB Greg Bracelin |
| C Roy Donaldson | ILB Johnnie Cooks |
| RG Steve Wright | RILB Barry Krauss |
| RT Jeff Hart | ROLB Vernon Maxwell |
| TE Tim Sherwin | LCB James Burroughs |
| WR Roy Butler, | RCB Derrick Hatchett, |
| Bernard Henry | Dave Randle |
| QB Mike Pagel | SS Larry Anderson |
| PB Curtis Dickey | FS Nesby Glasgow |
| RB Randy McMillan | |

1984

RECORD: 4-12 COACH: FRANK KUSH (15), HAL HUNTER (1)

FOURTH - AFC EASTERN DIVISION

HOME: 2-6 AWAY: 2-6

DIV: 2-6 CONF: 4-8 NCONF: 0-4

*Sellout

| DATE | RESULTS | OPPONENT | ATTENDANCE |
|-------|---------|-----------------------|------------|
| 9/ 2 | L 14-23 | NEW YORK JETS | *60,398 |
| 9/ 9 | W 35-21 | @ Houston | 43,820 |
| 9/16 | L 33-34 | ST. LOUIS | *60,274 |
| 9/23 | L 7-44 | @ Miami | 55,413 |
| 9/30 | W 31-17 | BUFFALO | *60,032 |
| 10/ 7 | L 7-35 | WASHINGTON | *60,012 |
| 10/14 | L 7-16 | @ Philadelphia | 50,277 |
| 10/21 | W 17-16 | PITTSBURGH | *60,026 |
| 10/28 | L 3-22 | @ Dallas | 58,724 |
| 11/ 4 | L 10-38 | SAN DIEGO | *60,143 |
| 11/11 | W 9-5 | @ New York Jets | 51,066 |
| 11/18 | L 17-50 | NEW ENGLAND | *60,009 |
| 11/25 | L 7-21 | @ Los Angeles Raiders | 40,289 |
| 12/ 2 | L 15-21 | @ Buffalo | 20,693 |
| 12/ 9 | L 17-35 | MIAMI | *60,411 |
| 12/16 | L 10-16 | @ New England | 22,383 |

TEAM STATISTICS

| | COLTS | OPP |
|--------------------|-------------|-------------|
| TOTAL FIRST DOWNS | 254 | 343 |
| Rushing | 114 | 124 |
| Passing | 117 | 194 |
| Penalty | 23 | 25 |
| 3rd Dwn. M/A/Pct. | 65/214/29.9 | 97/229/42.4 |
| 4th Dwn. M/A/Pct. | 15/24/62.5 | 8/17/47.0 |
| TOTAL NET YARDS | 4132 | 5577 |
| Avg. Per Game | 258.3 | 348.6 |
| Total Plays | 979 | 1116 |
| Avg. Per Play | 4.2 | 5.0 |
| NET YARDS RUSHING | 2025 | 2007 |
| Avg. Per Game | 126.6 | 125.4 |
| Total Rushes | 510 | 559 |
| NET YARDS PASSING | 2107 | 3570 |
| Avg. Per Game | 131.7 | 223.1 |
| Tackled/Yards Lost | 58/436 | 42/320 |
| Gross Yards | 2543 | 3890 |
| Att./Completions | 411/206 | 515/298 |
| Completion Pct. | 50.1 | 57.9 |
| Had Intercepted | 22 | 18 |
| PUNTS/AVERAGE | 98/44.7 | 80/42.0 |
| NET PUNTING AVG. | 37.2 | 36.6 |
| PENALTIES/YARDS | 95/798 | 98/813 |
| FUMBLES/BALL LOST | 35/17 | 29/13 |
| TOUCHDOWNS | 28 | 50 |
| Rushing | 13 | 16 |
| Passing | 13 | 31 |
| Defense/Kicking | 1/1 | 3/0 |
| TIME OF POSSESSION | 27:24 | 32:36 |

| Score by Periods | 1 | 2 | 3 | 4 | Total |
|------------------|----|-----|----|-----|-------|
| COLTS | 31 | 87 | 46 | 75 | 239 |
| OPPONENTS | 92 | 143 | 74 | 105 | 414 |

| SCORING | TDR | TDP | TDRT | PAT | FG | S | TP |
|-----------|-----|-----|-------|-------|----|---|----|
| Allegre | | | 14-14 | 11-18 | | | 47 |
| Butler | | 6 | | | | | 36 |
| McMillan | 5 | | | | | | 30 |
| Biasucci | | | 13-14 | 3-5 | | | 22 |
| Dickey | 3 | | | | | | 18 |
| Henry | | 2 | | | | | 12 |
| Middleton | 1 | 1 | | | | | 12 |

| PASSING | ATT. | COMP. | YDS. | PCT. | AVG./ATT. | TD | TD% | INT. | LG | SACKED | RATING |
|------------|------|-------|------|-------|-----------|----|-------|------|-------|--------|--------|
| Pagel | 212 | 114 | 1426 | 53.8 | 6.73 | 8 | 3.8 | 8 | 3.8 | 54† | 28/201 |
| Schlichter | 140 | 62 | 702 | 44.3 | 5.01 | 3 | 2.1 | 7 | 5.0 | 54 | 23/170 |
| Harrmann | 56 | 29 | 352 | 51.8 | 6.29 | 1 | 1.8 | 6 | 10.7 | 74† | 7/ 65 |
| Dickey | 1 | 1 | 63 | 100.0 | 63.00 | 1 | 100.0 | 0 | 0 | 63† | 0/ 0 |
| Moore | 1 | 0 | 0 | 0.0 | 0.00 | 0 | 0.0 | 0 | 0.0 | 0 | 0/ 0 |
| Stark | 1 | 0 | 0 | 0.0 | 0.00 | 0 | 0.0 | 1 | 100.0 | 0 | 0/ 0 |
| COLTS | 411 | 206 | 2543 | 50.1 | 6.19 | 13 | 3.2 | 22 | 5.4 | 74† | 58/436 |
| OPPONENTS | 515 | 298 | 3890 | 57.9 | 7.55 | 31 | 6.0 | 18 | 3.5 | 80† | 42/320 |

| SCORING | TDR | TDP | TDRT | PAT | FG | S | TP |
|------------|-----|-----|------|-------|-------|---|-----|
| Moore | | 2 | | | | | 12 |
| Porter | | | 2 | | | | 12 |
| Young | | 2 | | | | | 12 |
| Kafentzis | | | 1 | | | | 6 |
| Pagel | 1 | | | | | | 6 |
| Schlichter | 1 | | | | | | 6 |
| Smith | | | 1 | | | | 6 |
| Humiston | | | | | | 1 | 2 |
| COLTS | 13 | 13 | 2 | 27-28 | 14-23 | 1 | 239 |
| OPPONENTS | 16 | 31 | 3 | 47-50 | 21-23 | 4 | 414 |

| FGS | 1-19 | 20-29 | 30-39 | 40-49 | 50+ | TOT. |
|----------|------|-------|-------|-------|-----|-------|
| Allegre | 0-0 | 4-4 | 1-2 | 3-6 | 3-6 | 11-18 |
| Biasucci | 0-0 | 1-1 | 0-0 | 1-1 | 1-3 | 3-5 |
| COLTS | 0-0 | 5-5 | 1-2 | 4-7 | 4-9 | 14-23 |
| OPP. | 2-2 | 9-9 | 5-5 | 4-6 | 1-1 | 21-23 |

| Allegre | 0 | 0 | 0 | 0 | 0 | (52) | (41) | (52) | (34,54) |
|------------------|------------|------------|---------|---------|----------|------|------|------|---------|
| (44,47,46,25,45) | (35,61) | (0) | (28,21) | (52,54) | (25,42); | | | | |
| Biasucci | (0) | (21,50) | (55) | (52,43) | (0) | (0) | (0) | (0) | (0) |
| OPP: | (43,29) | (19,19,24) | (23) | (27) | (28,40) | (0) | (0) | (0) | (0) |
| | (21,34,36) | | | | | | | | |

| RUSHING | NO. | YDS. | AVG. | LG | TD |
|------------|-----|------|------|-----|----|
| McMillan | 163 | 705 | 4.3 | 31† | 5 |
| Dickey | 131 | 523 | 4.0 | 30 | 3 |
| Middleton | 92 | 275 | 3.0 | 20 | 1 |
| Pagel | 26 | 149 | 5.7 | 23 | 1 |
| Schlichter | 19 | 145 | 7.6 | 22 | 1 |
| Moore | 38 | 127 | 3.3 | 18 | 2 |
| Worsley | 37 | 111 | 3.0 | 13 | 0 |
| Stark | 2 | 0 | 0.0 | 0 | 0 |
| Smith | 2 | -10 | -5.0 | -3 | 0 |
| COLTS | 510 | 2025 | 4.0 | 31† | 13 |
| OPPONENTS | 559 | 2007 | 3.6 | 30 | 16 |

| RECEIVING | NO. | YDS. | AVG. | LG | TD |
|-----------|-----|------|------|-----|----|
| Butler | 43 | 664 | 15.4 | 74 | 6 |
| Porter | 39 | 590 | 15.1 | 63 | 2 |
| Bouza | 22 | 270 | 12.3 | 22 | 0 |
| McMillan | 19 | 201 | 10.6 | 44 | 0 |
| Middleton | 15 | 112 | 7.5 | 16 | 1 |
| Young | 14 | 164 | 11.7 | 28 | 2 |
| Dickey | 14 | 135 | 9.6 | 33 | 0 |
| Sherwin | 11 | 169 | 15.4 | 26 | 0 |
| Henry | 11 | 139 | 12.6 | 19 | 2 |
| Moore | 9 | 52 | 5.8 | 12 | 0 |
| Worsley | 9 | 47 | 5.2 | 17 | 0 |
| COLTS | 206 | 2543 | 12.3 | 74† | 13 |
| OPPONENTS | 298 | 3890 | 13.1 | 80† | 31 |

| INTERCEPTIONS | NO. | YDS. | AVG. | LG | TD |
|---------------|-----|------|------|-----|----|
| Daniel | 6 | 25 | 4.2 | 18 | 0 |
| Randle | 3 | 66 | 22.0 | 54 | 0 |
| Krauss | 3 | 20 | 6.7 | 18 | 0 |
| Burroughs | 3 | 9 | 3.0 | 6 | 0 |
| Kafentzis | 1 | 59 | 59.0 | 59† | 1 |
| Glasgow | 1 | 8 | 8.0 | 8 | 0 |
| Davis | 1 | 3 | 3.0 | 3 | 0 |
| COLTS | 18 | 190 | 10.6 | 59† | 1 |
| OPPONENTS | 22 | 423 | 19.2 | 50 | 2 |

| PUNTING | NO. | YDS. | AVG. | TB | IN20 | LG | BLK. |
|-----------|-----|------|------|----|------|----|------|
| Stark | 98 | 4383 | 44.7 | 7 | 21 | 72 | 0 |
| COLTS | 98 | 4383 | 44.7 | 7 | 21 | 72 | 0 |
| OPPONENTS | 80 | 3363 | 42.0 | 8 | 29 | 66 | 0 |

| PUNT RETURNS | NO. | FC | YDS. | AVG. | LG | TD |
|--------------|-----|----|------|------|----|----|
| Anderson | 27 | 7 | 182 | 6.7 | 19 | 0 |
| Glasgow | 7 | 2 | 79 | 11.3 | 35 | 0 |
| Bouza | 3 | 3 | 17 | 5.7 | 11 | 0 |
| Paden | 1 | 0 | 0 | 0.0 | 0 | 0 |
| COLTS | 38 | 12 | 278 | 7.3 | 35 | 0 |
| OPPONENTS | 62 | 15 | 600 | 9.7 | 38 | 0 |

| KICKOFF RETURNS | NO. | YDS. | AVG. | LG | TD |
|-----------------|-----|------|------|-----|----|
| Anderson | 22 | 525 | 23.9 | 69 | 0 |
| Smith | 32 | 651 | 20.3 | 96† | 1 |
| Kafentzis | 5 | 69 | 13.8 | 22 | 0 |
| Worsley | 4 | 52 | 13.0 | 20 | 0 |
| Moore | 2 | 19 | 9.5 | 10 | 0 |
| Middleton | 1 | 11 | 11.0 | 11 | 0 |
| Hathaway | 1 | 2 | 2.0 | 2 | 0 |
| Sherwin | 1 | 2 | 2.0 | 2 | 0 |
| Rodachowsky | 1 | 0 | 0.0 | 0 | 0 |
| COLTS | 69 | 1331 | 19.3 | 96† | 1 |
| OPPONENTS | 42 | 849 | 20.2 | 45 | 0 |

SACKS: Colts 42.0; Opponents 58.0; Cooks 11.5-10.3; Maxwell 8.5-5.7; Wisniewski 7.45; Thompson 4.29; Odum 3.31; White 2.16; Bracelin 2.14; Winter 2.11; Krauss 1.8; Parker 1.6

USUAL STARTERS

| OFFENSE | DEFENSE |
|-------------------|----------------------|
| WR Tracy Porter | LDE Donnell Thompson |
| LT Chris Hinton, | NT Leo Wisniewski |
| Steve Wright | RDE Blaise Winter |
| LG Ben Ut | LOLB Johnnie Cooks |
| C Roy Donaldson | LILB Cliff Odum |
| RG Ron Salt | RILB Barry Krauss |
| TE Jim Mills | ROLB Vernon Maxwell |
| RT Dave Young | LCB Preston Davis |
| WR Roy Butler | RCB Eugene Daniel |
| QB Mike Pagel | SS Mark Kafentzis |
| RB Curtis Dickey | FS Nesby Glasgow |
| RB Randy McMillan | |

1985

RECORD: 5-11 COACH: ROD DOWHOWER
 FOURTH - AFC EASTERN DIVISION
 HOME: 4-4 AWAY: 1-7
 DIV: 1-7 CONF: 2-10 NCONF: 3-1

*Sellout

| DATE | RESULTS | OPPONENT | ATTENDANCE |
|-------|---------|-----------------|------------|
| 9/ 8 | L 3-45 | @ Pittsburgh | 57,249 |
| 9/15 | L 13-30 | @ Miami | 53,693 |
| 9/22 | W 14- 6 | DETROIT | *60,042 |
| 9/29 | L 20-25 | @ New York Jets | 61,987 |
| 10/ 6 | W 49-17 | BUFFALO | *60,003 |
| 10/13 | L 10-15 | DENVER | *60,128 |
| 10/20 | L 9-21 | @ Buffalo | 28,430 |
| 10/27 | W 37-10 | GREEN BAY | *59,708 |
| 11/ 3 | L 17-35 | NEW YORK JETS | *59,683 |
| 11/10 | L 15-34 | @ New England | 54,176 |
| 11/17 | L 20-34 | MIAMI | *59,666 |
| 11/24 | L 7-20 | @ Kansas City | 21,762 |
| 12/ 1 | L 31-38 | NEW ENGLAND | *56,740 |
| 12/ 8 | L 10-17 | @ Chicago | 59,997 |
| 12/15 | W 31-23 | @ Tampa Bay | 25,577 |
| 12/22 | W 34-16 | HOUSTON | *55,818 |

TEAM STATISTICS

| | COLTS | OPP |
|--------------------|-------------|--------------|
| TOTAL FIRST DOWNS | 282 | 330 |
| Rushing | 131 | 124 |
| Passing | 130 | 192 |
| Penalty | 21 | 14 |
| 3rd Dwn. M/A/Pct. | 81/215/37.7 | 103/229/45.0 |
| 4th Dwn. M/A/Pct. | 12/17/70.6 | 10/14/71.4 |
| TOTAL NET YARDS | 5006 | 5599 |
| Avg. Per Game | 312.9 | 349.9 |
| Total Plays | 988 | 1079 |
| Avg. Per Play | 5.1 | 5.2 |
| NET YARDS RUSHING | 2439 | 2145 |
| Avg. Per Game | 152.4 | 134.1 |
| Total Rushes | 485 | 539 |
| NET YARDS PASSING | 2567 | 3454 |
| Avg. Per Game | 160.4 | 215.9 |
| Tackled/Yards Lost | 35/244 | 36/267 |
| Gross Yards | 2811 | 3721 |
| Att./Completions | 468/235 | 504/275 |
| Completion Pct. | 50.2 | 54.6 |
| Had Intercepted | 20 | 16 |
| PUNTS/AVERAGE | 80/44.8 | 72/41.4 |
| NET PUNTING AVG. | 34.2 | 33.0 |
| PENALTIES/YARDS | 87/678 | 90/699 |
| FUMBLES/BALL LOST | 27/14 | 32/17 |
| TOUCHDOWNS | 39 | 45 |
| Rushing | 22 | 20 |
| Passing | 15 | 24 |
| Defense/Kicking | 1/1 | 0/1 |
| TIME OF POSSESSION | 28:49 | 31:11 |

SCORE BY PERIODS

| | 1 | 2 | 3 | 4 | TOTAL |
|-----------|----|-----|----|-----|-------|
| COLTS | 65 | 98 | 52 | 105 | 320 |
| OPPONENTS | 81 | 145 | 64 | 96 | 386 |

SCORING

| | TDR | TDP | TDRT | PAT | FG | S | TP |
|----------|-----|-----|------|-----|-------|-------|----|
| Allegre | | | | | 36-39 | 16-26 | 84 |
| McMillan | 7 | | | | | | 42 |
| Beach | | 6 | | | | | 36 |
| Wonsley | 6 | | | | | | 36 |
| Capers | 1 | 4 | | | | | 30 |
| Bentley | 2 | | | | | | 12 |
| Bouza | | 2 | | | | | 12 |
| Butler | | 2 | | | | | 12 |
| Gill | 2 | | | | | | 12 |
| Pagel | 2 | | | | | | 12 |
| Kofler | 1 | | | | | | 6 |
| Martin | | | 1 | | | | 6 |

PASSING

| | ATT. | COMP. | YDS. | PCT. | AVG./ATT. | TD | TD% | INT. | INT.% | LG | SACKED | RATING |
|------------|------|-------|------|-------|-----------|----|-----|------|-------|-----|--------|--------|
| Pagel | 393 | 199 | 2414 | 50.5 | 6.13 | 14 | 3.6 | 15 | 3.8 | 80+ | 25/180 | 66.0 |
| Kofler | 48 | 23 | 284 | 47.9 | 5.92 | 1 | 2.1 | 3 | 6.3 | 33+ | 8/ 58 | 47.5 |
| Schlichter | 25 | 12 | 107 | 48.0 | 4.28 | 0 | 0.0 | 2 | 8.0 | 16 | 2/ 6 | 26.7 |
| Bentley | 1 | 1 | 6 | 100.0 | 6.00 | 0 | 0.0 | 0 | 0.0 | 6 | 0/ 0 | 158.3 |
| Stark | 1 | 0 | 0.0 | 0.0 | 0.00 | 0 | 0.0 | 0 | 0.0 | 0 | 0/ 0 | 0.0 |
| COLTS | 468 | 235 | 2811 | 50.2 | 6.00 | 15 | 3.2 | 20 | 4.3 | 80+ | 35/244 | 61.6 |
| OPPONENTS | 504 | 275 | 3721 | 54.6 | 7.38 | 24 | 4.8 | 16 | 3.2 | 59 | 36/267 | 81.1 |

| SCORING | TDR | TDP | TDRT | PAT | FG | S | TP |
|-----------|-----|-----|------|-------|-------|---|-----|
| Middleton | 1 | | | | | | 6 |
| Young | | | 1 | | | | 6 |
| Williams | | 1 | | | | | 6 |
| Randle | | | | | | 1 | 2 |
| COLTS | 22 | 15 | 2 | 36-39 | 16-26 | 1 | 320 |
| OPPONENTS | 20 | 24 | 1 | 41-45 | 25-31 | 3 | 386 |

| FGS | 1-19 | 20-29 | 30-39 | 40-49 | 50+ | TOT. |
|---------|------|-------|-------|-------|-----|-------|
| Allegre | 0-0 | 9-11 | 5-6 | 2-6 | 0-3 | 16-26 |
| COLTS | 0-0 | 9-11 | 5-6 | 2-6 | 0-3 | 16-26 |
| OPP. | 1-1 | 6-8 | 8-8 | 10-12 | 0-2 | 25-31 |

| RUSHING | NO. | YDS. | AVG. | LG | TD |
|------------|-----|------|------|----|----|
| McMillan | 190 | 858 | 4.5 | 38 | 7 |
| Wonsley | 138 | 716 | 5.2 | 36 | 6 |
| Bentley | 54 | 288 | 5.3 | 26 | 2 |
| Gill | 45 | 262 | 5.8 | 67 | 2 |
| Pagel | 25 | 160 | 6.4 | 29 | 2 |
| Middleton | 13 | 35 | 2.7 | 13 | 1 |
| Dickey | 9 | 34 | 3.8 | 11 | 0 |
| Kofler | 4 | 33 | 8.3 | 23 | 1 |
| Martin | 1 | 23 | 23.0 | 23 | 0 |
| Capers | 3 | 18 | 6.0 | 20 | 1 |
| Schlichter | 2 | 13 | 6.5 | 9 | 0 |
| Butler | 1 | -1 | -1.0 | -1 | 0 |
| COLTS | 485 | 2439 | 5.0 | 67 | 22 |
| OPPONENTS | 539 | 2145 | 4.0 | 28 | 20 |

| RECEIVING | NO. | YDS. | AVG. | LG | TD |
|-----------|-----|------|------|-----|----|
| Beach | 36 | 376 | 10.4 | 30 | 6 |
| Wonsley | 30 | 257 | 8.6 | 26 | 0 |
| Bouza | 27 | 381 | 14.1 | 40 | 2 |
| Capers | 25 | 438 | 17.5 | 80+ | 4 |
| Boyer | 25 | 274 | 11.0 | 33 | 0 |
| McMillan | 22 | 115 | 5.2 | 17 | 0 |
| Butler | 19 | 345 | 18.2 | 72+ | 2 |
| Bentley | 11 | 85 | 7.7 | 16 | 0 |
| Martin | 10 | 128 | 12.8 | 22 | 0 |
| Williams | 9 | 175 | 19.4 | 30 | 1 |
| Sherwin | 5 | 64 | 12.8 | 29 | 0 |
| Middleton | 5 | 54 | 10.8 | 34 | 0 |
| Gill | 5 | 52 | 10.4 | 20 | 0 |
| Dickey | 3 | 30 | 10.0 | 11 | 0 |
| Henry | 2 | 31 | 15.5 | 16 | 0 |
| Pagel | 1 | 6 | 6.0 | 6 | 0 |
| COLTS | 235 | 2811 | 12.0 | 80+ | 15 |
| OPPONENTS | 275 | 3721 | 13.5 | 59 | 24 |

| INTERCEPTIONS | NO. | YDS. | AVG. | LG | TD |
|---------------|-----|------|------|----|----|
| Daniel | 8 | 53 | 6.6 | 29 | 0 |
| Davis | 2 | 14 | 7.0 | 7 | 0 |
| Cooks | 1 | 7 | 7.0 | 7 | 0 |
| Anderson | 1 | 1 | 1.0 | 1 | 0 |
| Bickett | 1 | 0 | 0.0 | 0 | 0 |
| Krauss | 1 | 0 | 0.0 | 0 | 0 |
| Randle | 1 | 0 | 0.0 | 0 | 0 |

| INTERCEPTIONS | NO. | YDS. | AVG. | LG | TD |
|---------------|-----|------|------|----|----|
| Young | 1 | 0 | 0.0 | 0 | 0 |
| COLTS | 16 | 75 | 4.7 | 29 | 0 |
| OPPONENTS | 20 | 232 | 11.6 | 41 | 0 |

| PUNTING | NO. | YDS. | AVG. | TB | IN20 | LG | BK. |
|-----------|-----|------|------|----|------|----|-----|
| Stark | 78 | 3584 | 45.9 | 14 | 12 | 68 | 2 |
| COLTS | 80 | 3584 | 44.8 | 14 | 12 | 68 | 2 |
| OPPONENTS | 72 | 2982 | 41.4 | 8 | 19 | 64 | 1 |

| PUNT RETURNS | NO. | FC | YDS. | AVG. | LG | TD |
|--------------|-----|----|------|------|-----|----|
| Martin | 40 | 7 | 443 | 11.1 | 70+ | 1 |
| Daniel | 1 | 1 | 6 | 6.0 | 6 | 0 |
| Lowry | 1 | 0 | 0 | 0.0 | 0 | 0 |
| Young | 0 | 1 | 0 | 0.0 | 0 | 0 |
| COLTS | 42 | 9 | 449 | 10.7 | 70+ | 1 |
| OPPONENTS | 43 | 8 | 572 | 13.3 | 77+ | 1 |

| KICKOFF RETURNS | NO. | YDS. | AVG. | LG | TD |
|-----------------|-----|------|------|----|----|
| Bentley | 27 | 674 | 25.0 | 48 | 0 |
| Martin | 32 | 638 | 19.9 | 36 | 0 |
| Williams | 3 | 44 | 14.7 | 21 | 0 |
| Middleton | 1 | 20 | 20.0 | 20 | 0 |
| Young | 2 | 15 | 7.5 | 17 | 0 |
| Gill | 1 | 6 | 6.0 | 6 | 0 |
| Lee | 1 | 6 | 6.0 | 6 | 0 |
| COLTS | 67 | 1403 | 20.9 | 48 | 0 |
| OPPONENTS | 59 | 1189 | 20.2 | 47 | 0 |

SACKS: Colts 36.0; Opponents 35.0; Bickett 6-44; Virkus 5-45; Cooks 5-36; Scott 5-32; Thompson 4-24; Smith 3-8; Glasgow 2-20; Odum 2-14; White 1-14; Lee 1-13; Krauss 1-12; Broughton 1-5

WALSH STARTERS

| PRO BOWLERS IN BOLDFACE | |
|-------------------------|----------------------|
| OFFENSE | DEFENSE |
| WR Wayne Capers | LDE Donnell Thompson |
| LT Chris Hinton | NT Brad White |
| LG Ben Ut | RDE Chris Scott |
| C Roy Donaldson | LOLB Johnnie Cooks |
| RG Ron Salt | LIB Cliff Odum |
| RT Karl Baldschwiler | RILB Barry Krauss |
| TE Pat Beach | COLB Duane Bickett |
| WR/TE Roy Butler | LCB Preston Davis |
| Mark Boyer | RCB Eugene Daniel |
| QB Mike Pagel | SS Nesby Glasgow |
| RB Randy McMillan | FS Anthony Young |
| RB George Wonsley | P Rohn Stark |

1986

RECORD: 3-13 COACH: ROD DOWHOWER (13), RON MEYER (3)

FIFTH - AFC EASTERN DIVISION

HOME: 1-7 AWAY: 2-6

DIV: 1-7 CONF: 2-10 NCONF: 1-3

*Sellout

| DATE | RESULTS | OPPONENT | ATTENDANCE |
|-------|---------|-----------------------|------------|
| 9/ 7 | L 3-33 | @ New England | 55,208 |
| 9/14 | L 10-30 | @ Miami | 51,848 |
| 9/21 | L 7-24 | LOS ANGELES RAMS | *59,012 |
| 9/28 | L 7-26 | NEW YORK JETS | 56,075 |
| 10/ 5 | L 14-35 | @ San Francisco | 57,252 |
| 10/12 | L 14-17 | NEW ORLEANS | 53,512 |
| 10/19 | L 13-24 | @ Buffalo | 50,050 |
| 10/26 | L 13-17 | MIAMI | *58,350 |
| 11/ 2 | L 9-24 | CLEVELAND | *57,962 |
| 11/ 9 | L 21-30 | NEW ENGLAND | *56,890 |
| 11/16 | L 16-31 | @ New York Jets | 65,149 |
| 11/23 | L 17-31 | @ Houston | 31,792 |
| 11/30 | L 3-17 | SAN DIEGO | 47,950 |
| 12/ 7 | W 28-23 | @ Atlanta | 30,397 |
| 12/14 | W 24-14 | BUFFALO | 52,783 |
| 12/21 | W 30-24 | @ Los Angeles Raiders | 41,349 |

| TEAM STATISTICS | COLTS | OPP |
|--------------------|-------------|-------------|
| TOTAL FIRST DOWNS | 278 | 334 |
| Rushing | 77 | 123 |
| Passing | 173 | 185 |
| Penalty | 28 | 26 |
| 3rd Dwn. M/A/Pct. | 78/225/34.7 | 86/206/41.7 |
| 4th Dwn. M/A/Pct. | 10/29/34.5 | 1/5/20.0 |
| TOTAL NET YARDS | 4700 | 5701 |
| Avg. Per Game | 293.8 | 356.3 |
| Total Plays | 1046 | 1051 |
| Avg. Per Play | 4.5 | 5.4 |
| NET YARDS RUSHING | 1491 | 1962 |
| Avg. Per Game | 93.2 | 122.6 |
| Total Rushes | 407 | 517 |
| NET YARDS PASSING | 3209 | 3739 |
| Avg. Per Game | 200.6 | 233.7 |
| Tackled/Yards Lost | 53/406 | 24/194 |
| Gross Yards | 3615 | 3933 |
| Air./Completions | 586/300 | 510/306 |
| Completion Pct. | 51.2 | 60.0 |
| Had Intercepted | 24 | 16 |
| PUNTS/AVERAGE | 81/44.7 | 67/40.7 |
| NET PUNTING AVG. | 36.9 | 35.5 |
| PENALTIES/YARDS | 99/880 | 100/728 |
| FUMBLES/BALL LOST | 41/20 | 41/19 |
| TOUCHDOWNS | 27 | 47 |
| Rushing | 10 | 14 |
| Passing | 16 | 28 |
| Defense/Kicking | 0/1 | 4/1 |
| TIME OF POSSESSION | 29:12 | 30:48 |

| SCORE BY PERIODS | 1 | 2 | 3 | 4 | TOTAL |
|------------------|-----|-----|-----|----|-------|
| COLTS | 51 | 41 | 55 | 82 | 229 |
| OPPONENTS | 123 | 101 | 106 | 70 | 400 |

| SCORING | TDR | TDP | TDR | PAT | FG | 5 | TP |
|----------|-----|-----|-------|-------|----|---|----|
| Biasucci | | | 26-27 | 13-25 | | | 65 |
| Brooks | 8 | | | | | | 48 |
| Bouza | 5 | | | | | | 30 |
| Bentley | 3 | | | | | | 18 |
| McMillan | 3 | | | | | | 18 |
| Hogeboom | 1 | | | | | | 6 |
| Trudeau | 1 | | | | | | 6 |
| Wonsley | 1 | | | | | | 6 |
| Gill | 1 | | | | | | 6 |
| Daniel | | | 1 | | | | 6 |
| Boyer | | | 1 | | | | 6 |

| SCORING | TDR | TDP | TDR | PAT | FG | 5 | TP |
|-----------|-----|-----|-----|-------|-------|---|-----|
| Beach | | | 1 | | | | 6 |
| Sherwin | | | 1 | | | | 6 |
| Leiding | | | | | | | 2 |
| COLTS | 10 | 16 | 1 | 26-27 | 13-25 | | 229 |
| OPPONENTS | 14 | 28 | 5 | 46-47 | 24-35 | | 400 |

| FG5 | 1-19 | 20-29 | 30-39 | 40-49 | 50+ | TOT. |
|----------|------|-------|-------|-------|-----|-------|
| Biasucci | 0-0 | 4-4 | 2-5 | 5-8 | 2-8 | 13-25 |
| COLTS | 0-0 | 4-4 | 2-5 | 5-8 | 2-8 | 13-25 |
| OPP. | 2-2 | 7-8 | 9-13 | 6-10 | 0-2 | 24-35 |

Biasucci: (25,56) (23) (60) (48) || (49,54) (37,46,44) (39,45) (40) || (56,54) (37) (40,27) (52) (32,30,52) (52,40,20) (30,46) (37,50,46) (29,37) (51,38) (38,31,24) (32) (34,32) (19,43,26) (19,45,26) (46) (20,32)

| RUSHING | NO. | YDS. | AVG. | LG | TD |
|-----------|-----|------|------|-----|----|
| McMillan | 189 | 609 | 3.2 | 28 | 3 |
| Bentley | 73 | 351 | 4.8 | 70* | 3 |
| Gill | 53 | 228 | 4.3 | 18 | 1 |
| *Wonsley | 60 | 214 | 3.6 | 46 | 1 |
| Trudeau | 13 | 21 | 1.6 | 8 | 1 |
| Kiel | 3 | 20 | 6.7 | 9 | 0 |
| Hogeboom | 10 | 20 | 2.0 | 6 | 1 |
| Bouza | 1 | 12 | 12.0 | 12 | 0 |
| Cappers | 1 | 11 | 11.0 | 11 | 0 |
| Brooks | 4 | 5 | 1.3 | 12 | 0 |
| COLTS | 407 | 1491 | 3.7 | 70* | 10 |
| OPPONENTS | 517 | 1962 | 3.8 | 40 | 14 |

| RECEIVING | NO. | YDS. | AVG. | LG | TD |
|-----------|-----|------|------|-----|----|
| Bouza | 71 | 830 | 11.7 | 33 | 5 |
| Brooks | 65 | 1131 | 17.4 | 84* | 8 |
| McMillan | 34 | 289 | 8.5 | 45 | 0 |
| Beach | 25 | 265 | 10.6 | 26 | 1 |
| Bentley | 25 | 230 | 9.2 | 38 | 0 |
| Boyer | 22 | 237 | 10.8 | 38 | 1 |
| Wonsley | 16 | 175 | 10.9 | 60 | 0 |
| Gill | 16 | 137 | 8.6 | 15 | 0 |
| Cappers | 9 | 118 | 13.1 | 27 | 0 |
| Laffeur | 7 | 56 | 8.0 | 11 | 0 |
| Harbour | 4 | 46 | 11.5 | 28 | 0 |
| Sherwin | 3 | 26 | 8.7 | 15 | 1 |
| Murray | 2 | 34 | 17.0 | 24 | 0 |
| Martin | 1 | 41 | 41.0 | 41 | 0 |
| COLTS | 300 | 3615 | 12.1 | 84* | 16 |
| OPPONENTS | 306 | 3933 | 12.9 | 72* | 28 |

| INTERCEPTIONS | NO. | YDS. | AVG. | LG | TD |
|---------------|-----|------|------|----|----|
| Coleman | 4 | 36 | 9.0 | 31 | 0 |
| Hicks | 2 | 16 | 8.0 | 16 | 0 |
| Bickett | 2 | 10 | 5.0 | 10 | 0 |
| Daniel, E. | 2 | 6 | 3.0 | 3 | 0 |
| Daniel, K. | 2 | 5 | 2.5 | 5 | 0 |
| Holt | 1 | 80 | 80.0 | 80 | 0 |
| Hand | 1 | 8 | 8.0 | 8 | 0 |
| Armstrong | 1 | 4 | 4.0 | 4 | 0 |
| Cooks | 1 | 1 | 1.0 | 1 | 0 |
| COLTS | 16 | 166 | 10.4 | 80 | 0 |
| OPPONENTS | 24 | 310 | 12.9 | 40 | 2 |

| PUNTING | NO. | YDS. | AVG. | TB | IN20 | LG | BLK. |
|-----------|-----|------|------|----|------|----|------|
| Stark | 76 | 3432 | 45.2 | 5 | 23 | 63 | 0 |
| Kiel | 5 | 190 | 38.0 | 0 | 0 | 43 | 0 |
| COLTS | 81 | 3622 | 44.7 | 5 | 23 | 63 | 0 |
| OPPONENTS | 67 | 2725 | 40.7 | 4 | 21 | 60 | 1 |

| PUNT RETURNS | NO. | FC | YDS. | AVG. | LG | TD |
|--------------|-----|----|------|------|-----|----|
| Brooks | 18 | 7 | 141 | 7.8 | 18 | 0 |
| Martin | 17 | 5 | 109 | 6.4 | 25 | 0 |
| Jackson | 0 | 1 | 0 | 0.0 | 0 | 0 |
| COLTS | 35 | 13 | 250 | 7.1 | 25 | 0 |
| OPPONENTS | 52 | 5 | 533 | 10.3 | 71* | 1 |

| KICKOFF RETURNS | NO. | YDS. | AVG. | LG | TD |
|-----------------|-----|------|------|----|----|
| Bentley | 32 | 687 | 21.5 | 37 | 0 |
| Martin | 21 | 385 | 18.3 | 27 | 0 |
| Brooks | 8 | 143 | 17.9 | 24 | 0 |
| Daniel, K. | 5 | 109 | 21.8 | 30 | 0 |
| Gill | 5 | 73 | 14.6 | 28 | 0 |
| Wonsley | 2 | 31 | 15.5 | 20 | 0 |
| Williams | 1 | 15 | 15.0 | 15 | 0 |
| COLTS | 74 | 1443 | 19.5 | 37 | 0 |
| OPPONENTS | 43 | 827 | 19.2 | 41 | 0 |

SACKS: Colts 24.0; Opponents 53.0; Bickett 6-58; Hand 5-32; Thompson 4-18.5; Armstrong 3-21; Ahrens 2-26; Cooks 1-13; Odum 1-10; Broughton 1-9; Kellar 1-6.5

USUAL STARTERS

PRO BOWLERS IN BOLDFACE

| OFFENSE | DEFENSE |
|-------------------|----------------------|
| WR Bill Brooks | LDE Donnell Thompson |
| LT Chris Hinton | NT Willie Broughton, |
| LG Ben Lit | Scott Kellar |
| C Ray Donaldson | RDE Jon Hand |
| RG Ron Solt | LOLB Johnnie Cooks |
| RT Kevin Call | ULB Cliff Odum |
| TE Pat Beach | RILB Duane Ahrens |
| WR Matt Bouza | ROLB Duane Bickett |
| QB Jack Trudeau | LCB Leonard Coleman |
| RB Randy McMillan | RCB Eugene Daniel |
| TE/RB Mark Boyer, | SS Neighy Glasgow |
| George Wonsley | FS Dwight Hicks, |
| | Tate Kandle |

| PASSING | ATT. | COMP. | YDS. | PCT. | AVG./ATT. | TD | TD% | INT. | INT.% | LG | SACKED | RATING |
|-----------|------|-------|------|------|-----------|----|-----|------|-------|-----|--------|--------|
| Trudeau | 417 | 204 | 2225 | 48.9 | 5.34 | 8 | 1.9 | 18 | 4.3 | 84* | 29/213 | 53.6 |
| Hogeboom | 144 | 85 | 1154 | 59.0 | 8.01 | 6 | 4.2 | 6 | 4.2 | 60 | 18/144 | 81.2 |
| Kiel | 25 | 11 | 236 | 44.0 | 9.44 | 2 | 8.0 | 0 | 0.0 | 50 | 5/ 42 | 104.8 |
| Bentley | 0 | 0 | 0 | 0.0 | 0.0 | 0 | 0.0 | 0 | 0.0 | 0 | 1/ 7 | 0.0 |
| COLTS | 586 | 300 | 3615 | 51.2 | 6.17 | 16 | 2.7 | 24 | 4.1 | 84* | 53/406 | 62.5 |
| OPPONENTS | 510 | 306 | 3933 | 60.0 | 7.71 | 28 | 5.5 | 16 | 3.1 | 72* | 24/194 | 89.6 |

1988

RECORD: 9-7 COACH: RON MEYER

SECOND - AFC EASTERN DIVISION

HOME: 6-2 AWAY: 3-5

DIV: 5-3 CONF: 7-5 NCONF: 2-2

*Sellout

| DATE | RESULTS | OPPONENT | ATTENDANCE |
|-------|---------|-----------------|------------|
| 9/ 7 | L 14-17 | HOUSTON | OT 57,251 |
| 9/11 | L 13-17 | CHICAGO | *60,503 |
| 9/19 | L 17-23 | @ Cleveland | 75,148 |
| 9/25 | W 15-13 | MIAMI | *59,638 |
| 10/ 2 | L 17-21 | @ New England | 58,050 |
| 10/ 9 | L 23-34 | @ Buffalo | 76,018 |
| 10/16 | W 35-31 | TAMPA BAY | 53,135 |
| 10/23 | W 16- 0 | @ San Diego | 37,322 |
| 10/31 | W 55-23 | DENVER | *60,544 |
| 11/ 6 | W 38-14 | NEW YORK JETS | 59,233 |
| 11/13 | W 20-13 | @ Green Bay | 53,492 |
| 11/20 | L 3-12 | @ Minnesota | 58,342 |
| 11/27 | W 24-21 | NEW ENGLAND | *58,157 |
| 12/ 4 | W 31-28 | @ Miami | 45,236 |
| 12/10 | L 16-34 | @ New York Jets | 46,294 |
| 12/18 | W 17-14 | BUFFALO | *59,908 |

| TEAM STATISTICS | | COLTS | OPP |
|--------------------------|-------------|-------------|---------|
| TOTAL FIRST DOWNS | | | |
| Rushing | | 311 | 315 |
| Passing | | 153 | 109 |
| Penalty | | 130 | 184 |
| 3rd Dwn. M/A/Pct. | 64/186/34.4 | 88/204/43.1 | |
| 4th Dwn. M/A/Pct. | 11/20/55.0 | 9/16/56.3 | |
| TOTAL NET YARDS | | | |
| Avg. Per Game | | 4870 | 5296 |
| Total Plays | | 304.4 | 331.0 |
| Avg. Per Play | | 982 | 1016 |
| NET YARDS RUSHING | | 5.0 | 5.2 |
| Avg. Per Game | | 2249 | 1694 |
| Total Rushes | | 140.6 | 105.9 |
| Avg. Per Game | | 545 | 447 |
| NET YARDS PASSING | | 2621 | 3602 |
| Avg. Per Game | | 163.8 | 225.1 |
| Tackled/Yards Lost | | 34/244 | 30/201 |
| Gross Yards | | 2865 | 3803 |
| All./Completions | | 403/222 | 539/321 |
| Completion Pct. | | 55.1 | 59.6 |
| Had Intercepted | | 22 | 15 |
| PUNTS/AVERAGE | | 64/43.5 | 68/39.4 |
| NET PUNTING AVG. | | 34.5 | 33.6 |
| PENALTIES/YARDS | | 89/657 | 118/965 |
| FUMBLES/BALL LOST | | 20/8 | 32/20 |
| TOUCHDOWNS | | 40 | 38 |
| Rushing | | 23 | 14 |
| Passing | | 15 | 21 |
| Defense/Kicking | | 1/1 | 1/2 |
| TIME OF POSSESSION | | 30:19 | 29:41 |

| SCORE BY PERIODS | 1 | 2 | 3 | 4 | OT | TOTAL |
|------------------|----|-----|----|-----|----|-------|
| COLTS | 77 | 135 | 61 | 81 | 0 | 354 |
| OPPONENTS | 55 | 88 | 48 | 121 | 3 | 315 |

| SCORING | TDR | TDP | TDRT | PAT | FG | 5 | TP |
|-----------|-----|-----|------|-------|-------|---|-----|
| Biasucci | | | | 39-40 | 25-32 | | 114 |
| Dickerson | 14 | 1 | | | | | 90 |
| Verdin | 4 | 1 | | | | | 30 |
| Rousza | 4 | | | | | | 24 |
| Bentley | 2 | 1 | | | | | 18 |
| Brooks | 3 | | | | | | 18 |
| Chandler | 3 | | | | | | 18 |
| Boyer | | 2 | | | | | 12 |
| Turner | 2 | | | | | | 12 |
| Daniel | | | 1 | | | | 6 |

| PASSING | ATT. | COMP. | YDS. | PCT. | AVG./ATT. | TD | TD% | INT. | INT.% | LG | SACKED | RATING |
|------------------|------------|------------|-------------|-------------|-------------|-----------|------------|-----------|------------|-----------|---------------|-------------|
| Chandler | 233 | 129 | 1619 | 55.4 | 6.95 | 8 | 3.4 | 12 | 5.2 | 54 | 18/128 | 67.2 |
| Hogeboom | 131 | 76 | 996 | 58.0 | 7.60 | 7 | 5.3 | 7 | 5.3 | 58 | 12/ 88 | 77.7 |
| Trudeau | 34 | 14 | 158 | 41.2 | 4.65 | 0 | 0.0 | 3 | 8.8 | 48 | 2/ 13 | 19.0 |
| Turner | 4 | 3 | 92 | 75.0 | 23.00 | 0 | 0.0 | 0 | 0.0 | 37 | 2/ 15 | 116.7 |
| Bentley | 1 | 0 | 0 | 0.0 | 0.00 | 0 | 0.0 | 0 | 0.0 | 0 | 0/ 0 | 39.6 |
| COLTS | 403 | 222 | 2865 | 55.1 | 7.11 | 15 | 3.7 | 22 | 5.5 | 58 | 34/244 | 67.3 |
| OPPONENTS | 539 | 321 | 3803 | 59.6 | 7.06 | 21 | 3.9 | 15 | 2.8 | 58 | 30/201 | 82.5 |

| SCORING | TDR | TDP | TDRT | PAT | FG | 5 | TP |
|------------------|-----------|-----------|----------|--------------|--------------|---|------------|
| Hogeboom | 1 | | | | | | 6 |
| Wonsley | 1 | | | | | | 6 |
| COLTS | 23 | 15 | 2 | 39-40 | 25-32 | | 354 |
| OPPONENTS | 14 | 21 | 3 | 36-38 | 17-25 | | 315 |

| FGS | 1-9 | 10-29 | 30-39 | 40-49 | 50+ | TOT. |
|--------------|-------------|-------------|-------------|-------------|------------|--------------|
| Biasucci | 0- 0 | 8- 8 | 5- 6 | 6-10 | 6-8 | 25-32 |
| COLTS | 0- 0 | 8- 8 | 5- 6 | 6-10 | 6-8 | 25-32 |
| OPP. | 1- 1 | 7- 9 | 4- 6 | 5- 7 | 0-2 | 17-25 |

| Biasucci: | (57) | (38,53) | (30) | (50,34,41,51,51,25) |
|---------------|---------------|---------|------------|---------------------|
| (20) | (31,49,40,22) | (1) | (20,44,51) | (31,39,27) |
| (48,51) | (20,25) | (44,42) | (28) | (47) |
| (45) | (52,48) | | | |
| OPP: | (47,26,35) | (40,37) | (21,29,40) | (1) |
| (52,45,19) | (39) | (127) | (51) | (22,20) |
| (25,26,30,49) | | | | |
| (43,27) | (1) | (35,46) | (1) | |

| RUSHING | NO. | YDS. | AVG. | LG | TD |
|------------------|------------|-------------|------------|-----------|-----------|
| Dickerson | 388 | 1659 | 4.3 | 41t | 14 |
| Bentley | 45 | 230 | 5.1 | 20 | 2 |
| Chandler | 46 | 139 | 3.0 | 29t | 3 |
| Verdin | 8 | 77 | 9.6 | 44 | 0 |
| Brooks | 5 | 62 | 12.4 | 38 | 0 |
| Wonsley | 26 | 48 | 1.8 | 4 | 1 |
| Turner | 16 | 42 | 2.6 | 14 | 2 |
| Hogeboom | 11 | -8 | -0.7 | 6 | 1 |
| COLTS | 545 | 2249 | 4.1 | 44 | 23 |
| OPPONENTS | 447 | 1694 | 3.8 | 29 | 14 |

| RECEIVING | NO. | YDS. | AVG. | LG | TD |
|------------------|------------|-------------|-------------|-----------|-----------|
| Brooks | 54 | 867 | 16.1 | 53t | 3 |
| Dickerson | 36 | 377 | 10.5 | 50t | 1 |
| Boyer | 27 | 256 | 9.5 | 24t | 2 |
| Bentley | 26 | 252 | 9.7 | 21 | 1 |
| Beach | 26 | 235 | 9.0 | 23 | 0 |
| Bozza | 25 | 342 | 13.7 | 28 | 4 |
| Verdin | 20 | 437 | 21.9 | 54 | 4 |
| Bellini | 5 | 64 | 12.8 | 25 | 0 |
| Baldinger | 1 | 37 | 37.0 | 37 | 0 |
| Hinton | 1 | 1 | 1.0 | 1 | 0 |
| Donaldson | 1 | -3 | -3.0 | -3 | 0 |
| COLTS | 222 | 2865 | 12.9 | 58 | 15 |
| OPPONENTS | 321 | 3803 | 11.8 | 58 | 21 |

| INTERCEPTIONS | NO. | YDS. | AVG. | LG | TD |
|------------------|-----------|------------|-------------|------------|----------|
| Tullis | 4 | 36 | 9.0 | 20 | 0 |
| Prior | 3 | 46 | 15.3 | 23 | 0 |
| Bickett | 3 | 7 | 2.3 | 7 | 0 |
| Goode | 2 | 53 | 26.5 | 35 | 0 |
| Daniel | 2 | 44 | 22.0 | 41t | 1 |
| Krauss | 1 | 3 | 3.0 | 3 | 0 |
| COLTS | 15 | 189 | 12.6 | 41t | 1 |
| OPPONENTS | 22 | 291 | 13.2 | 44t | 1 |

| PUNTING | NO. | YDS. | AVG. | TB | IN20 | LG | BLK. |
|------------------|-----------|-------------|-------------|----------|-----------|-----------|----------|
| Stark | 64 | 2784 | 43.5 | 8 | 15 | 65 | 0 |
| COLTS | 64 | 2784 | 43.5 | 8 | 15 | 65 | 0 |
| OPPONENTS | 68 | 2677 | 39.4 | 7 | 25 | 74 | 0 |

| PUNT RETURNS | NO. | FC | YDS. | AVG. | LG | TD |
|------------------|-----------|-----------|------------|-------------|------------|----------|
| Verdin | 22 | 7 | 239 | 10.9 | 73t | 1 |
| Brooks | 3 | 0 | 15 | 5.0 | 8 | 0 |
| Prior | 1 | 5 | 0 | 0.0 | 0 | 0 |
| COLTS | 26 | 12 | 254 | 9.8 | 73t | 1 |
| OPPONENTS | 37 | 3 | 418 | 11.3 | 59t | 1 |

| KICKOFF RETURNS | NO. | YDS. | AVG. | LG | TD |
|------------------|-----------|-------------|-------------|------------|----------|
| Bentley | 39 | 775 | 19.9 | 40 | 0 |
| Verdin | 7 | 145 | 20.7 | 32 | 0 |
| Banks | 4 | 56 | 14.0 | 20 | 0 |
| Beach | 1 | 35 | 35.0 | 35 | 0 |
| Wright | 1 | 22 | 22.0 | 22 | 0 |
| COLTS | 52 | 1033 | 19.9 | 40 | 0 |
| OPPONENTS | 67 | 1480 | 22.1 | 95t | 1 |

SACKS: Colts 30.0; Opponents 34.0; Hand 5.34; Bickett 3.5.24; Thompson 3.30; Alston 3.22; Johnson 3.16; Darby 2.15; Armstrong 2.8; Odom 2.7; TEAM 2.16; Swoope 1.0; Herrod 1.9; Prior 1.6; Tullis 1.0; Wright .54

USUAL STARTERS PRO BOWLERS IN BOLDFACE

| OFFENSE | DEFENSE |
|--------------------|----------------------|
| WR Bill Brooks | LDE Donnell Thompson |
| LT Chris Hinton | NT Joe Klecko |
| LG Randy Dixon | RDE Jon Hand |
| C Ray Donaldson | LOLB O'Brien Alston |
| RG Ben Ull | ULB Freddy Young |
| RT Joel Patten | RILB Barry Krauss |
| TE Pat Beach | ROLB Duane Bickett |
| WR Clarence Verdin | LCB Willie Tullis |
| QB Chris Chandler | Chris Goode |
| RB Eric Dickerson | RCB Eugene Daniel |
| HB Mark Boyer | SS Freddie Robinson |
| | FS Mike Prior |

1989

RECORD: 8-8 COACH: RON MEYER

SECOND - AFC EASTERN DIVISION

HOME: 6-2 AWAY: 2-6

DIV: 4-4 CONF: 7-5 NCONF: 1-3

***Sellout**

| DATE | RESULTS | OPPONENT | ATTENDANCE |
|-------|---------|--------------------|------------|
| 9/10 | L 24-30 | SAN FRANCISCO | *60,111 |
| 9/17 | L 17-31 | @ Los Angeles Rams | 63,995 |
| 9/24 | W 13-9 | ATLANTA | 57,816 |
| 10/1 | W 17-10 | @ New York Jets | 65,542 |
| 10/8 | W 37-14 | BUFFALO | *58,890 |
| 10/15 | L 3-14 | @ Denver | 74,680 |
| 10/22 | W 23-12 | @ Cincinnati | 57,642 |
| 10/29 | L 20-23 | NEW ENGLAND | OT*59,356 |
| 11/5 | L 13-19 | @ Miami | 52,680 |
| 11/12 | L 7-30 | @ Buffalo | 79,256 |
| 11/19 | W 27-10 | NEW YORK JETS | *58,236 |
| 11/26 | W 10-6 | SAN DIEGO | *58,822 |
| 12/3 | L 16-22 | @ New England | 32,234 |
| 12/10 | W 23-17 | CLEVELAND | OT*58,550 |
| 12/17 | W 42-13 | MIAMI | *55,665 |
| 12/24 | L 6-41 | @ New Orleans | 49,009 |

| TEAM STATISTICS | COLTS | OPP |
|--------------------|-------------|-------------|
| TOTAL FIRST DOWNS | 273 | 336 |
| Rushing | 118 | 126 |
| Passing | 140 | 192 |
| Penalty | 15 | 18 |
| 3rd Dwn. M/A/Pct. | 72/211/34.1 | 95/220/43.2 |
| 4th Dwn. M/A/Pct. | 7/16/43.8 | 4/10/40.0 |
| TOTAL NET YARDS | 4813 | 5611 |
| Avg. Per Game | 300.8 | 350.7 |
| Total Plays | 979 | 1109 |
| Avg. Per Play | 4.9 | 5.1 |
| NET YARDS RUSHING | 1853 | 2077 |
| Avg. Per Game | 115.8 | 129.8 |
| Total Rushes | 458 | 507 |
| NET YARDS PASSING | 2960 | 3534 |
| Avg. Per Game | 185.0 | 220.9 |
| Tackled/Yards Lost | 28/174 | 46/384 |
| Gross Yards | 3134 | 3918 |
| Att./Completions | 493/253 | 556/322 |
| Completion Pct. | 51.3 | 57.9 |
| Had Intercepted | 17 | 21 |
| PUNTS/AVERAGE | 80/42.4 | 65/41.6 |
| NET PUNTING AVG. | 32.9 | 34.5 |
| PENALTIES/YARDS | 89/704 | 103/772 |
| FUMBLES/BALL LOST | 33/10 | 34/15 |
| TOUCHDOWNS | 34 | 29 |
| Rushing | 11 | 10 |
| Passing | 18 | 15 |
| Defense/Kicking | 2/3 | 2/2 |
| TIME OF POSSESSION | 27:15 | 32:45 |

| SCORE BY PERIODS | 1 | 2 | 3 | 4 | OT | TOTAL |
|------------------|----|----|----|-----|----|-------|
| COLTS | 53 | 66 | 53 | 120 | 6 | 298 |
| OPPONENTS | 67 | 82 | 58 | 91 | 3 | 301 |

| SCORING | TDR | TDP | TDRT | PAT | FG | S | TP |
|-----------|-----|-----|-------|-------|----|---|----|
| Biasucci | | | 31-32 | 21-27 | | | 94 |
| Dickerson | 7 | 1 | | | | | 48 |
| Bentley | 1 | 3 | 1 | | | | 30 |
| Brooks | 4 | | | | | | 24 |
| Rison | 4 | | | | | | 24 |
| Beach | 2 | | | | | | 12 |
| Boyer | 2 | | | | | | 12 |
| Trudeau | 2 | | | | | | 12 |
| Verdin | 1 | 1 | | | | | 12 |
| Chandler | 1 | | | | | | 6 |

| SCORING | TDR | TDP | TDRT | PAT | FG | S | TP |
|------------------|-----------|-----------|----------|--------------|--------------|----------|------------|
| Dixon | | | 1 | | | | 6 |
| Prior | | | 1 | | | | 6 |
| Fruitt | | | 1 | | | | 6 |
| Taylor | | | 1 | | | | 6 |
| COLTS | 11 | 18 | 5 | 31-33 | 21-27 | | 298 |
| OPPONENTS | 10 | 15 | 4 | 29-29 | 32-43 | 1 | 301 |

| FGS | 1-19 | 20-29 | 30-39 | 40-49 | 50+ | TOT. | |
|--------------|----------|----------|-----------|-----------|-----------|-----------|------------------|
| Biasucci | 2 | 2 | 6 | 6 | 9 | 10 | 21-27 |
| COLTS | 2 | 2 | 6 | 6 | 9 | 10 | 21-27 |
| OPP. | 2 | 2 | 10 | 10 | 12 | 10 | 2-2 32-43 |

| Biasucci: [50,31,52] | [19] | [25,29] | [38] | [32,46,25] | | |
|----------------------|-------------------------|-------------------------------|----------------------|-------------|-------------|------------|
| [49,55] | [27] | [32,39] | [36,48,33] | [45,37,31] | [22] | [18] |
| [53,35] | [41,23] | | | | | |
| OPP: | [38,26,31] | [40] | [19,34,27] | [26] | [40] | [0] |
| [30,29,23,21] | [47,38,48,46,51] | [18] | [42,40,42,32] | | | |
| [46,45] | [33,44,38] | [40,44,37,34,24,50,23] | [48,39,35] | | | |
| [43,47,44] | [21,29] | | | | | |

| RUSHING | NO. | YDS. | AVG. | LG | TD |
|------------------|------------|-------------|------------|-----------|-----------|
| Dickerson | 314 | 1311 | 4.2 | 21 | 7 |
| Bentley | 75 | 299 | 4.0 | 22 | 1 |
| Trudeau | 35 | 91 | 2.6 | 17 | 2 |
| Chandler | 7 | 57 | 8.1 | 23 | 1 |
| Hunter | 13 | 47 | 3.6 | 11 | 0 |
| Verdin | 4 | 39 | 9.8 | 26 | 0 |
| Rison | 3 | 18 | 6.0 | 18 | 0 |
| Ramsey | 4 | 5 | 1.3 | 3 | 0 |
| Brooks | 2 | -3 | -1.5 | 0 | 0 |
| Stark | 1 | -11 | -11.0 | -11 | 0 |
| COLTS | 458 | 1853 | 4.0 | 26 | 11 |
| OPPONENTS | 507 | 2077 | 4.1 | 27 | 10 |

| RECEIVING | NO. | YDS. | AVG. | LG | TD |
|------------------|------------|-------------|-------------|-----------|-----------|
| Brooks | 63 | 919 | 14.6 | 55 | 4 |
| Rison | 52 | 820 | 15.8 | 61 | 4 |
| Bentley | 52 | 525 | 10.1 | 61 | 3 |
| Dickerson | 30 | 211 | 7.0 | 22 | 1 |
| Verdin | 20 | 381 | 19.1 | 82 | 1 |
| Beach | 14 | 87 | 6.2 | 17 | 2 |
| Boyer | 11 | 58 | 5.3 | 15 | 2 |
| Weathers | 6 | 62 | 10.3 | 19 | 0 |
| Fruitt | 5 | 71 | 14.2 | 40 | 1 |
| COLTS | 253 | 3134 | 12.4 | 82 | 18 |
| OPPONENTS | 322 | 3918 | 12.2 | 58 | 15 |

| INTERCEPTIONS | NO. | YDS. | AVG. | LG | TD |
|------------------|-----------|------------|-------------|-----------|----------|
| Taylor | 7 | 225 | 32.1 | 80 | 1 |
| Prior | 6 | 88 | 14.7 | 58 | 1 |
| Banks | 2 | 13 | 6.5 | 11 | 0 |
| Young | 2 | 2 | 1.0 | 6 | 0 |
| Daniel | 1 | 34 | 34.0 | 34 | 0 |
| Plummer | 1 | 18 | 18.0 | 18 | 0 |
| Bickell | 1 | 6 | 6.0 | 6 | 0 |
| Boll | 1 | 5 | 5.0 | 5 | 0 |
| COLTS | 21 | 391 | 18.6 | 80 | 2 |
| OPPONENTS | 17 | 345 | 20.3 | 92 | 2 |

| PUNTING | NO. | YDS. | AVG. | TB | IN20 | LG | BLK. |
|------------------|-----------|-------------|-------------|-----------|-----------|-----------|----------|
| Stark | 79 | 3392 | 42.9 | 10 | 14 | 64 | 1 |
| COLTS | 80 | 3392 | 42.4 | 10 | 14 | 64 | 1 |
| OPPONENTS | 65 | 2702 | 41.6 | 7 | 19 | 58 | 2 |

| PUNT RETURNS | NO. | FC | YDS. | AVG. | LG | TD |
|------------------|-----------|-----------|------------|-------------|-----------|----------|
| Verdin | 23 | 5 | 296 | 12.9 | 49 | 1 |
| Rison | 2 | 2 | 20 | 10.0 | 12 | 0 |
| Washington | 1 | 0 | 6 | 6.0 | 6 | 0 |
| Prior | 0 | 3 | 0 | 0.0 | 0 | 0 |
| COLTS | 26 | 10 | 322 | 12.4 | 49 | 1 |
| OPPONENTS | 51 | 7 | 558 | 10.9 | 70 | 1 |

| KICKOFF RETURNS | NO. | YDS. | AVG. | LG | TD |
|------------------|-----------|-------------|-------------|-----------|----------|
| Verdin | 19 | 371 | 19.5 | 29 | 0 |
| Bentley | 17 | 328 | 19.3 | 29 | 0 |
| Fruitt | 12 | 257 | 21.4 | 49 | 0 |
| Rison | 8 | 150 | 18.8 | 30 | 0 |
| Hunter | 4 | 58 | 14.5 | 19 | 0 |
| COLTS | 60 | 1164 | 19.4 | 49 | 0 |
| OPPONENTS | 63 | 1208 | 19.2 | 48 | 0 |

SACKS: Colts 46.0, Opponents 28.0; Hand 10-85; Johnson 8.5-72.5; Bickell 8-66; Thompson 7-68; Young 2-18; Herrod 2-14; McDonald 2-13; Larson 1-15; TEAM 1-14; Armstrong 1-8; Banks 1-4; Plummer 1-4; Alston 1-1; Clancy -5.15

USUAL STARTERS PRO BOWLERS IN BOLDFACE

| OFFENSE | DEFENSE |
|--------------------------|----------------------|
| WR Bill Brooks | LDE Donnell Thompson |
| LT Chris Hinton | NT Harvey Armstrong |
| LG Randy Dixon | RDE John Hand |
| C Ray Donaldson | LOLB Chip Banks |
| RG Ben Ute | LIB Jeff Harrod |
| RT Kevin Call | ROLB Fred Young |
| TE Pat Beach | RCB Duane Bickell |
| WR Andre Rison | LCB Chris Goode, |
| QB Jack Trudeau | Eugene Daniel |
| RB Eric Dickerson | RCB John Boyler |
| RB Albert Bentley | SS Michael Ball |
| | FS Mike Prior |

| PASSING | ATT. | COMP. | YDS. | PCT. | AVG./ATT. | TD | TD% | INT. | INT.% | LG | SACKED | RATING |
|------------------|------------|------------|-------------|-------------|-------------|-----------|------------|-----------|------------|-----------|---------------|-------------|
| Trudeau | 362 | 190 | 2317 | 52.5 | 6.40 | 15 | 4.1 | 13 | 3.6 | 71 | 20/125 | 71.3 |
| Chandler | 80 | 39 | 537 | 48.8 | 6.71 | 2 | 2.5 | 3 | 3.8 | 82 | 3/ 17 | 63.4 |
| Ramsey | 50 | 24 | 280 | 48.0 | 5.60 | 1 | 2.0 | 1 | 2.0 | 47 | 4/ 26 | 63.8 |
| Bentley | 1 | 0 | 0 | 0.0 | 0.00 | 0 | 0.0 | 0 | 0.0 | 0 | 0/ 0 | 39.6 |
| Dickerson | 0 | 0 | 0 | 0.0 | 0.00 | 0 | 0.0 | 0 | 0.0 | 0 | 1/ 6 | 0.0 |
| COLTS | 493 | 253 | 3134 | 51.3 | 6.36 | 18 | 3.7 | 17 | 3.4 | 82 | 28/174 | 69.1 |
| OPPONENTS | 556 | 322 | 3918 | 57.9 | 7.05 | 15 | 2.7 | 21 | 3.8 | 58 | 46/384 | 73.0 |

1990

RECORD: 7-9 COACH: RON MEYER

THIRD - AFC EASTERN DIVISION

HOME: 3-5 AWAY: 4-4

DIV: 3-5 CONF: 5-7 NCONF: 2-2

*Sellout

| DATE | RESULTS | OPPONENT | ATTENDANCE |
|-------|---------|-----------------|------------|
| 9/ 9 | L 10-26 | @ Buffalo | 78,899 |
| 9/16 | L 14-16 | NEW ENGLAND | 49,256 |
| 9/23 | L 10-24 | @ Houston | 50,093 |
| 9/30 | W 24-23 | @ Philadelphia | 62,067 |
| 10/ 7 | W 23-19 | KANSAS CITY | 54,950 |
| 10/21 | L 17-27 | DENVER | *59,850 |
| 10/28 | L 7-27 | MIAMI | *59,213 |
| 11/ 5 | L 7-24 | NEW YORK GIANTS | *58,688 |
| 11/11 | W 13-10 | @ New England | 28,924 |
| 11/18 | W 17-14 | NEW YORK JETS | 47,283 |
| 11/25 | W 34-20 | @ Cincinnati | 60,051 |
| 12/ 2 | L 17-20 | @ Phoenix | 31,885 |
| 12/ 9 | L 7-31 | BUFFALO | 53,268 |
| 12/16 | W 29-21 | @ New York Jets | 41,423 |
| 12/22 | W 35-28 | WASHINGTON | 58,173 |
| 12/30 | L 17-23 | @ Miami | 59,547 |

TEAM STATISTICS

| | COLTS | OPP |
|--------------------|--------------|-------------|
| TOTAL FIRST DOWNS | 245 | 320 |
| Rushing | 81 | 130 |
| Passing | 142 | 176 |
| Penalty | 22 | 14 |
| 3rd Dwn. M/A/Pct. | 56/185/30.3 | 87/204/42.6 |
| 4th Dwn. M/A/Pct. | 11/18/61.1 | 7/14/50.0 |
| TOTAL NET YARDS | 4155 | 5614 |
| Avg. Per Game | 259.7 | 350.9 |
| Total Plays | 874 | 1034 |
| Avg. Per Play | 4.8 | 5.4 |
| NET YARDS RUSHING | 1282 | 2212 |
| Avg. Per Game | 80.1 | 138.3 |
| Total Rushes | 335 | 513 |
| NET YARDS PASSING | 2873 | 3402 |
| Avg. Per Game | 179.6 | 212.6 |
| Tackled/Yards Lost | 51/424 | 29/203 |
| Gross Yards | 3297 | 3605 |
| Att./Completions | 488/269 | 492/301 |
| Completion Pct. | 55.1 | 61.2 |
| Had Intercepted | 21 | 9 |
| PUNTS/AVERAGE | 72/42.8 | 58/42.0 |
| NET PUNTING AVG. | 37.4 | 34.4 |
| PENALTIES/YARDS | 79/590 | 104/781 |
| FUMBLES/BALL LOST | 23/10 | 25/15 |
| TOUCHDOWNS | 33 | 36 |
| Rushing | 9 | 12 |
| Passing | 22 | 20 |
| Defense/Kicking | 2/0 | 4/0 |
| TIME OF POSSESSION | 26:27 | 33:33 |
| SCORE BY PERIODS | 1 2 3 4 | TOTAL |
| COLTS | 47 68 85 81 | 281 |
| OPPONENTS | 87 128 43 95 | 353 |

SCORING

| | TDR | TDP | TDRT | PAT | FG | S | TP |
|-----------|-----|-----|-------|-------|-------|---|-----|
| Biasucci | | | 32-33 | 17-24 | | | 83 |
| Bentley | 4 | 2 | | | | | 36 |
| Hester | | 6 | | | | | 36 |
| Brooks | | 5 | | | | | 30 |
| Morgan | | 5 | | | | | 30 |
| Dickerson | 4 | | | | | | 24 |
| Johnson | | 2 | | | | | 12 |
| Beach | | 1 | | | | | 6 |
| George | | 1 | | | | | 6 |
| Goode | | | 1 | | | | 6 |
| Grant | | | 1 | | | | 6 |
| Verdin | | | 1 | | | | 6 |
| COLTS | 9 | 22 | 2 | 32-33 | 17-24 | | 281 |
| OPPONENTS | 12 | 20 | 4 | 35-36 | 32-43 | | 353 |

PASSING

| | ATT. | COMP. | YDS. | PCT. | AVG./ATT. | TD | TD% | INT. | INT.% | LG | SACKED | RATING |
|-----------|------|-------|------|-------|-----------|----|-----|------|-------|----|--------|--------|
| George | 334 | 181 | 2152 | 54.2 | 6.44 | 16 | 4.8 | 13 | 3.9 | 75 | 37/320 | 73.8 |
| Trudeau | 144 | 84 | 1078 | 58.3 | 7.49 | 6 | 4.2 | 6 | 4.2 | 73 | 14/104 | 78.4 |
| Ferguson | 8 | 2 | 21 | 25.0 | 2.63 | 0 | 0.0 | 2 | 25.0 | 13 | 0/ 0 | 0.0 |
| Herrmann | 1 | 1 | 6 | 100.0 | 6.00 | 0 | 0.0 | 0 | 0.0 | 6 | 0/ 0 | 91.7 |
| Stark | 1 | 1 | 40 | 100.0 | 40.00 | 0 | 0.0 | 0 | 0.0 | 40 | 0/ 0 | 118.8 |
| COLTS | 488 | 269 | 3297 | 55.1 | 6.76 | 22 | 4.5 | 21 | 4.3 | 75 | 51/424 | 73.3 |
| OPPONENTS | 492 | 301 | 3605 | 61.2 | 7.33 | 20 | 4.1 | 9 | 1.8 | 66 | 29/203 | 89.5 |

| FGS | 1-19 | 20-29 | 30-39 | 40-49 | 50+ | TOT. |
|----------|------|-------|-------|-------|------|-------|
| Biasucci | 1- 1 | 5- 6 | 7- 8 | 2- 4 | 2- 5 | 17-24 |
| COLTS | 1- 1 | 5- 6 | 7- 8 | 2- 4 | 2- 5 | 17-24 |
| OPP. | 0- 0 | 11-11 | 13-17 | 5-10 | 3-5 | 32-43 |

Biasucci: (24,29) || (33) (41) (38,21,42,18)
 (32,43) || (54,38) (52,38) (51,22,26) (49,52)
 || (35,20,37) || (39,55)
 OPP: (29,44,31,37,43,47) (49,39,27,25) (36,30)
 (22,49,44,31) (37,39,32,44,35) (39,32,42) (34,53)
 (23,50) (29) (32,21,29,40) || (32,39) (25) (40)
 (50,53,56,29,27) (36)

| RUSHING | NO. | YDS. | AVG. | LG | TD |
|-----------|-----|------|------|-----|----|
| Dickerson | 166 | 677 | 4.1 | 43 | 4 |
| Bentley | 137 | 556 | 4.1 | 26r | 4 |
| Trudeau | 10 | 28 | 2.8 | 9 | 0 |
| Clark | 7 | 10 | 1.4 | 11 | 0 |
| Hester | 4 | 9 | 2.3 | 10 | 0 |
| George | 11 | 2 | 0.2 | 6 | 1 |
| COLTS | 335 | 1282 | 3.8 | 43 | 9 |
| OPPONENTS | 513 | 2212 | 4.3 | 32 | 12 |

| RECEIVING | NO. | YDS. | AVG. | LG | TD |
|-----------|-----|------|------|-----|----|
| Bentley | 71 | 664 | 9.4 | 73 | 2 |
| Brooks | 62 | 823 | 13.3 | 75 | 5 |
| Hester | 54 | 924 | 17.1 | 64r | 6 |
| Morgan | 23 | 364 | 15.8 | 42r | 5 |
| Dickerson | 18 | 92 | 5.1 | 17 | 0 |
| Verdin | 14 | 178 | 12.7 | 45 | 1 |
| Beach | 12 | 124 | 10.3 | 21 | 1 |
| Johnson | 5 | 32 | 6.4 | 15r | 2 |
| Clark | 5 | 23 | 4.6 | 11 | 0 |
| Simmons | 4 | 33 | 8.3 | 12 | 0 |
| Prior | 1 | 40 | 40.0 | 40 | 0 |
| COLTS | 269 | 3297 | 12.3 | 75 | 22 |
| OPPONENTS | 301 | 3605 | 12.0 | 66 | 20 |

| INTERCEPTIONS | NO. | YDS. | AVG. | LG | TD |
|---------------|-----|------|------|-----|----|
| Prior | 3 | 66 | 22.0 | 36 | 0 |
| Taylor | 2 | 51 | 25.5 | 40 | 0 |
| Grant | 1 | 25 | 25.0 | 25r | 1 |
| Herrod | 1 | 12 | 12.0 | 12 | 0 |
| Goode | 1 | 10 | 10.0 | 10 | 0 |
| Bickett | 1 | 9 | 9.0 | 9 | 0 |
| COLTS | 9 | 173 | 19.2 | 40 | 1 |
| OPPONENTS | 21 | 221 | 10.5 | 35r | 1 |

| PUNTING | NO. | YDS. | AVG. | TB | IN20 | LG | BLK. |
|-----------|-----|------|------|----|------|----|------|
| Stark | 71 | 3084 | 43.4 | 3 | 24 | 61 | 1 |
| COLTS | 72 | 3084 | 43.4 | 3 | 24 | 61 | 1 |
| OPPONENTS | 58 | 2435 | 42.0 | 2 | 13 | 68 | 0 |

| PUNT RETURNS | NO. | FC | YDS. | AVG. | LG | TD |
|--------------|-----|----|------|------|----|----|
| Verdin | 31 | 3 | 396 | 12.8 | 36 | 0 |
| Grant | 2 | 0 | 6 | 3.0 | 6 | 0 |
| Prior | 2 | 6 | 0 | 0.0 | 0 | 0 |
| Daniel | 1 | 0 | 0 | 0.0 | 0 | 0 |
| COLTS | 36 | 9 | 402 | 11.2 | 36 | 0 |
| OPPONENTS | 42 | 15 | 334 | 8.0 | 32 | 0 |

| KICKOFF RETURNS | NO. | YDS. | AVG. | LG | TD |
|-----------------|-----|------|------|----|----|
| Simmons | 19 | 348 | 18.3 | 34 | 0 |
| Verdin | 18 | 350 | 19.4 | 44 | 0 |
| Grant | 15 | 280 | 18.7 | 29 | 0 |
| Bentley | 11 | 211 | 19.2 | 36 | 0 |
| Ball | 1 | 0 | 0.0 | 0 | 0 |
| Jarvis | 1 | 0 | 0.0 | 0 | 0 |
| COLTS | 65 | 1189 | 18.3 | 44 | 0 |
| OPPONENTS | 49 | 961 | 19.6 | 38 | 0 |

SACKS: Colts 29.0; Opponents 51.0; Clancy 7.5-57; Herrod 4.5-35.5; Banks 4.5-25.5; Hand 3.5-27.5; Bickett 3.5-15; Faulkner 2-17; Siragusa 2-12; Thompson 1.5-13.5

USUAL STARTERS
PRO BOWLERS IN BOLDFACE

| OFFENSE | DEFENSE |
|--------------------|---------------------------|
| WR Bill Brooks | LDE Donnell Thompson |
| LT Zelfross Moss | NT Harvey Armstrong |
| LG Randy Dixon | RDE Jon Hand |
| C Roy Donaldson | LOB Chip Banks |
| RG Brian Baldinger | ILB Jeff Herrod |
| Pat Tomberlin | RILB Freddy Young |
| RT Kevin Coll | ROLB Duane Bickett |
| Brian Baldinger | LCB Chris Goode |
| TE Pat Beach | RCB Eugene Daniel |
| WR Jessie Hester | SS Keith Taylor |
| QB Jeff Dickerson | P Mike Prior |
| RB Eric Dickerson | F Rohn Stark |
| RB Albert Bentley | KR Clarence Verdin |

1991

RECORD: 1-15 COACH: RON MEYER (5), RICK VENTURI (11)

FIFTH - AFC EASTERN DIVISION

HOME: 0-8 AWAY: 1-7

DIV: 1-7 CONF: 1-11 NCONF: 0-4

***Sellout**

| DATE | RESULTS | OPPONENT | ATTENDANCE |
|-------|---------|-----------------------|------------|
| 9/ 1 | L 7-16 | NEW ENGLAND | 49,961 |
| 9/ 8 | L 6-17 | @ Miami | 51,155 |
| 9/15 | L 0-16 | @ Los Angeles Raiders | 40,287 |
| 9/22 | L 24-33 | DETROIT | 53,396 |
| 9/29 | L 3-31 | @ Seattle | 56,656 |
| 10/ 6 | L 3-21 | PITTSBURGH | 55,383 |
| 10/13 | L 6-42 | @ Buffalo | 79,015 |
| 10/20 | L 6-17 | NEW YORK JETS | 53,025 |
| 11/ 3 | L 6-10 | MIAMI | 55,899 |
| 11/10 | W 28-27 | @ New York Jets | 44,792 |
| 11/17 | L 17-31 | CHICAGO | *60,519 |
| 11/24 | L 10-14 | Green Bay @ Milw. | 42,132 |
| 12/ 1 | L 0-31 | CLEVELAND | *57,539 |
| 12/ 8 | L 17-23 | @ New England | OT 20,131 |
| 12/15 | L 7-35 | BUFFALO | 48,286 |
| 12/22 | L 3-17 | @ Tampa Bay | 28,043 |

TEAM STATISTICS

| | COLTS | OPP |
|--------------------|-------------|-------------|
| TOTAL FIRST DOWNS | 236 | 305 |
| Rushing | 55 | 140 |
| Passing | 163 | 152 |
| Penalty | 18 | 13 |
| 3rd Dwn. M/A/Pct. | 65/208/31.3 | 98/199/49.2 |
| 4th Dwn. M/A/Pct. | 10/25/40.0 | 7/11/63.6 |
| TOTAL NET YARDS | 3748 | 5127 |
| Avg. Per Game | 234.3 | 320.4 |
| Total Plays | 923 | 961 |
| Avg. Per Play | 4.1 | 5.3 |
| NET YARDS RUSHING | 1169 | 2327 |
| Avg. Per Game | 73.1 | 145.4 |
| Total Rushes | 354 | 544 |
| NET YARDS PASSING | 2579 | 2800 |
| Avg. Per Game | 161.2 | 175.0 |
| Tackled/Yards Lost | 57/487 | 29/202 |
| Gross Yards | 3066 | 3002 |
| Att./Completions | 512/305 | 388/240 |
| Completion Pct. | 59.6 | 61.9 |
| Had Intercepted | 16 | 15 |
| PUNTS/AVERAGE | 82/42.6 | 59/41.4 |
| NET PUNTING AVG. | 34.8 | 36.2 |
| PENALTIES/YARDS | 85/689 | 88/645 |
| FUMBLES/BALL LOST | 32/15 | 21/13 |
| TOUCHDOWNS | 14 | 47 |
| Rushing | 3 | 23 |
| Passing | 10 | 22 |
| Defense/Kicking | 0/1 | 1/1 |
| TIME OF POSSESSION | 28:05 | 31:55 |

SCORE BY PERIODS

| | 1 | 2 | 3 | 4 | OT | TOTAL |
|-----------|----|-----|----|----|----|-------|
| COLTS | 24 | 54 | 27 | 38 | 0 | 143 |
| OPPONENTS | 96 | 106 | 88 | 85 | 6 | 381 |

SCORING

| | TDR | TDP | TDR1 | PAT | FG | 5 | TP |
|-----------|-----|-----|------|-------|-------|---|-------|
| Biasucci | | | | 14-14 | 15-26 | | 59 |
| Hester | | 5 | | | | | 30 |
| Brooks | | 4 | | | | | 24 |
| Dickerson | 2 | 1 | | | | | 18 |
| Manoa | 1 | | | | | | 6 |
| Verdin | | | 1 | | | | 6 |
| COLTS | 3 | 10 | 1 | 14-14 | 15-26 | | 143 |
| OPPONENTS | 23 | 22 | 2 | 46-46 | 17-23 | | 1 381 |

| FGS | 1-19 | 20-29 | 30-39 | 40-49 | 50+ | TOT. |
|-----------|------|-------|-------|-------|-----|-------|
| Biasucci | 1- 1 | 5- 5 | 3- 4 | 5-13 | 1-3 | 15-26 |
| COLTS | 1- 1 | 5- 5 | 3- 4 | 5-13 | 1-3 | 15-26 |
| OPPONENTS | 2- 2 | 5- 7 | 6- 7 | 4- 7 | 0-0 | 17-23 |

Biasucci: [44,52,42,48] (48,21) [37,47] (20) [54] (19,54) [26,29] (42,34,49) (45,47,25) [47] (35,40) [43,40] [39]

Opp.: [35,39,36] (48) (33,41,33) (48,19) (41) [41] [19] (35,45,37) (22,44,22,25) (21) [41,25] (24) [28]

| RUSHING | NO. | YDS. | AVG. | LG | TD |
|-----------|-----|------|-------|-----|----|
| Dickerson | 167 | 536 | 3.2 | 28 | 2 |
| Clark | 114 | 366 | 3.2 | 25 | 0 |
| Manoa | 27 | 144 | 5.3 | 44 | 1 |
| Johnson | 22 | 94 | 4.3 | 15 | 0 |
| George | 16 | 36 | 2.3 | 13 | 0 |
| Perkins | 4 | 11 | 2.8 | 4 | 0 |
| Verdin | 1 | 4 | 4.0 | 4 | 0 |
| Herrmann | 1 | -1 | -1.0 | -1 | 0 |
| Huffman | 1 | -8 | -8.0 | -8 | 0 |
| Stark | 1 | -13 | -13.0 | -13 | 0 |
| COLTS | 354 | 1169 | 3.3 | 44 | 3 |
| OPPONENTS | 544 | 2327 | 4.3 | 78† | 23 |

| RECEIVING | NO. | YDS. | AVG. | LG | TD |
|-----------|-----|------|------|-----|----|
| Brooks | 72 | 888 | 12.3 | 46 | 4 |
| Hester | 60 | 753 | 12.6 | 49 | 5 |
| Johnson | 42 | 344 | 8.2 | 24 | 0 |
| Dickerson | 41 | 269 | 6.6 | 26 | 1 |
| Clark | 33 | 245 | 7.4 | 23 | 0 |
| Verdin | 21 | 214 | 10.2 | 28 | 0 |
| Mrosko | 8 | 90 | 11.3 | 20 | 0 |
| Benley | 7 | 42 | 6.0 | 11 | 0 |
| Martin | 5 | 79 | 15.8 | 25 | 0 |
| Beach | 5 | 56 | 11.2 | 27 | 0 |
| Huffman | 3 | 14 | 4.7 | 7 | 0 |
| Perkins | 3 | -2 | -0.7 | 3 | 0 |
| Manoa | 2 | 5 | 2.5 | 5 | 0 |
| Thomton | 1 | 38 | 38.0 | 38 | 0 |
| Cash | 1 | 18 | 18.0 | 18 | 0 |
| Coley | 1 | 13 | 13.0 | 13 | 0 |
| COLTS | 305 | 3066 | 10.1 | 49† | 10 |
| OPPONENTS | 240 | 3002 | 12.5 | 84† | 22 |

| INTERCEPTIONS | NO. | YDS. | AVG. | LG | TD |
|---------------|-----|------|------|----|----|
| Baylor | 4 | 50 | 12.5 | 32 | 0 |
| Prior | 3 | 50 | 16.7 | 37 | 0 |
| Daniel | 3 | 22 | 7.3 | 12 | 0 |
| Goode | 2 | 27 | 13.5 | 27 | 0 |
| Radevic | 1 | 26 | 26.0 | 26 | 0 |
| Herrad | 1 | 25 | 25.0 | 25 | 0 |
| Holloway | 1 | 4 | 4.0 | 4 | 0 |
| Taylor | 0 | -2 | 0.0 | -2 | 0 |
| COLTS | 15 | 202 | 13.5 | 37 | 0 |
| OPPONENTS | 16 | 184 | 11.5 | 58 | 1 |

| PUNTING | NO. | YDS. | AVG. | TB | IN20 | LG | BLK. |
|-----------|-----|------|------|----|------|----|------|
| Stark | 82 | 3492 | 42.6 | 6 | 14 | 65 | 0 |
| COLTS | 82 | 3492 | 42.6 | 6 | 14 | 65 | 0 |
| OPPONENTS | 59 | 2444 | 41.4 | 7 | 15 | 63 | 0 |

| PUNT RETURNS | NO. | FC | YDS. | AVG. | LG | TD |
|--------------|-----|----|------|------|-----|----|
| Verdin | 25 | 10 | 165 | 6.5 | 22 | 0 |
| Grant | 2 | 2 | 6 | 3.0 | 6 | 0 |
| Prior | 0 | 2 | 0 | 0.0 | 0 | 0 |
| COLTS | 27 | 14 | 171 | 6.3 | 22 | 0 |
| OPPONENTS | 47 | 14 | 516 | 11.0 | 59† | 1 |

| KICKOFF RETURNS | NO. | YDS. | AVG. | LG | TD |
|-----------------|-----|------|------|-----|----|
| Verdin | 36 | 689 | 19.1 | 88† | 1 |
| Martin | 12 | 305 | 25.4 | 38 | 0 |
| Grant | 3 | 20 | 6.7 | 10 | 0 |
| McCloughan | 2 | 35 | 17.5 | 19 | 0 |
| McDonald | 1 | 3 | 3.0 | 3 | 0 |
| Mrosko | 1 | 9 | 9.0 | 9 | 0 |
| COLTS | 55 | 1061 | 19.3 | 88† | 1 |
| OPPONENTS | 33 | 573 | 17.4 | 50 | 0 |

SACKS: Colts 29.0; Opponents 57.0; Thompson 5.0; Hand 5-38; Bickett 5-30; Herrod 2.5-22.5; Clancy 2.5-17.5; Goode 2-13; Siragusa 2-12; anks 1-11; Curry 1-7; Holloway 1-7; Ball 1-2; Baylor 1-2

USUAL STARTERS

| OFFENSE | DEFENSE |
|--------------------|----------------------|
| WR Bill Brooks | IDE Donnell Thompson |
| LT Zelfross Moss | NT Travis Davis, |
| LG Randy Dixon | Tony Siragusa |
| C Brian Baldinger | RDE Jon Hand |
| RG William Schultz | LOLB Chip Banks |
| RT Kevin Call | ILB Scott Radevic |
| TE Pat Beach | RIILB Jeff Herrod |
| WR Jessie Hester | ROLB Duane Bickett |
| QB Jeff George | LCB Chris Goode |
| RB Eric Dickerson | RCB Eugene Daniel |
| RB Ken Clark, | SS Michael Ball |
| Anthony Johnson | FS Keith Taylor |

| PASSING | ATT. | COMP. | YDS. | PCT. | AVG./ATT. | TD | TD% | INT. | INT.% | LG | SACKED | RATING |
|-----------|------|-------|------|------|-----------|----|-----|------|-------|-----|--------|--------|
| George | 485 | 292 | 2910 | 60.2 | 6.00 | 10 | 2.1 | 12 | 2.5 | 49† | 56/481 | 73.8 |
| Herrmann | 19 | 11 | 137 | 57.9 | 7.21 | 0 | 0.0 | 3 | 15.8 | 26 | 0/ 0 | 40.8 |
| Trudeau | 7 | 2 | 19 | 28.6 | 2.71 | 0 | 0.0 | 1 | 14.3 | 11 | 1/ 6 | 0.0 |
| Hilger | 1 | 0 | 0 | 0.0 | 0.00 | 0 | 0.0 | 0 | 0.0 | 0 | 0/ 0 | 39.6 |
| COLTS | 512 | 305 | 3066 | 59.6 | 5.99 | 10 | 2.0 | 16 | 3.1 | 49† | 57/487 | 70.2 |
| OPPONENTS | 388 | 240 | 3002 | 61.9 | 7.74 | 22 | 5.7 | 15 | 3.9 | 84† | 29/202 | 88.7 |

1992

RECORD: 9-7 COACH: TED MARCHIBRODA

THIRD - AFC EASTERN DIVISION

HOME: 4-4 AWAY: 5-3

DIV: 5-3 CONF: 7-7 NCONF: 2-0

Sellout

| DATE | RESULTS | OPPONENT | ATTENDANCE |
|-------|---------|-----------------|------------|
| 9/ 6 | W 14-3 | CLEVELAND | 50,766 |
| 9/13 | L 10-20 | HOUSTON | 44,851 |
| 9/20 | L 0-38 | @ Buffalo | 77,781 |
| 10/ 4 | W 24-14 | @ Tampa Bay | 56,585 |
| 10/11 | W 6-3 | NEW YORK JETS | OT 48,393 |
| 10/18 | L 14-34 | SAN DIEGO | 48,552 |
| 10/25 | W 31-20 | @ Miami | 61,117 |
| 11/ 1 | L 0-26 | @ San Diego | 40,324 |
| 11/ 8 | L 0-28 | MIAMI | *59,892 |
| 11/15 | L 3-30 | NEW ENGLAND | OT 42,631 |
| 11/22 | L 14-30 | @ Pittsburgh | 51,101 |
| 11/29 | W 16-13 | BUFFALO | OT 50,221 |
| 12/ 6 | W 6-0 | @ New England | 19,429 |
| 12/13 | W 10-6 | @ New York Jets | 33,684 |
| 12/20 | W 16-13 | PHOENIX | 46,763 |
| 12/27 | W 21-17 | @ Cincinnati | 47,837 |

TEAM STATISTICS

| | COLTS | OPP |
|--------------------|-------------|-------------|
| TOTAL FIRST DOWNS | 267 | 314 |
| Rushing | 70 | 129 |
| Passing | 174 | 164 |
| Penalty | 23 | 21 |
| 3rd Dwn. M/A/Pct. | 75/210/35.7 | 70/197/35.5 |
| 4th Dwn. M/A/Pct. | 5/8/62.5 | 6/15/40.0 |
| TOTAL NET YARDS | 4368 | 5074 |
| Avg. Per Game | 273.0 | 317.1 |
| Total Plays | 969 | 1004 |
| Avg. Per Play | 4.5 | 5.1 |
| NET YARDS RUSHING | 1102 | 2174 |
| Avg. Per Game | 68.9 | 135.9 |
| Total Rushes | 379 | 495 |
| NET YARDS PASSING | 3266 | 2900 |
| Avg. Per Game | 204.1 | 181.3 |
| Tackled/Yards Lost | 44/318 | 39/336 |
| Good Yards | 3584 | 3236 |
| Att./Completions | 546/305 | 470/260 |
| Completion Pct. | 55.9 | 55.3 |
| Had Intercepted | 26 | 20 |
| PUNTS/AVERAGE | 83/44.8 | 71/42.5 |
| NET PUNTING AVG. | 39.3 | 37.3 |
| PENALTIES/YARDS | 122/958 | 101/836 |
| FUMBLES/BALL LOST | 24/11 | 28/15 |
| TOUCHDOWNS | 24 | 34 |
| Rushing | 8 | 16 |
| Passing | 13 | 14 |
| Defense/Kicking | 1/2 | 4/0 |
| TIME OF POSSESSION | 28:17 | 31:43 |

| SCORE BY PERIODS | 1 | 2 | 3 | 4 | OT | TOTAL |
|------------------|----|----|----|----|----|-------|
| COLTS | 38 | 29 | 58 | 85 | 6 | 216 |
| OPPONENTS | 80 | 71 | 69 | 79 | 3 | 302 |

| SCORING | TDR | TDP | TDRT | PAT | FG | S | TP |
|-----------|-----|-----|------|-------|-------|---|-------|
| Bisaccia | | | | 24-24 | 16-29 | | 72 |
| Culver | 7 | 2 | | | | | 54 |
| Cash | 3 | | | | | | 18 |
| Johnson | 3 | | | | | | 18 |
| Verdin | | | 2 | | | | 12 |
| Arbuckle | 1 | | | | | | 6 |
| Brooks | 1 | | | | | | 6 |
| Emtman | | | 1 | | | | 6 |
| George | 1 | | | | | | 6 |
| Hester | 1 | | | | | | 6 |
| Langhorne | 1 | | | | | | 6 |
| Schultz | 1 | | | | | | 6 |
| COLTS | 8 | 13 | 3 | 24-24 | 16-29 | | 216 |
| OPPONENTS | 16 | 14 | 4 | 33-34 | 21-28 | | 1 302 |

| PASSING | ATT. | COMP. | YDS. | PCT. | AVG./ATT. | TD | TD% | INT. | INT.% | LG | SACKED | RATING |
|-----------|------|-------|------|-------|-----------|----|-----|------|-------|-----|--------|--------|
| George | 306 | 167 | 1963 | 54.6 | 6.42 | 7 | 2.3 | 15 | 4.9 | 57† | 27/188 | 61.5 |
| Trudeau | 181 | 105 | 1271 | 58.0 | 7.02 | 4 | 2.2 | 8 | 4.4 | 81 | 11/ 85 | 68.6 |
| Tupa | 33 | 17 | 156 | 51.5 | 4.73 | 1 | 3.0 | 2 | 6.1 | 19 | 5/ 40 | 49.6 |
| Herrmann | 24 | 15 | 177 | 62.5 | 7.38 | 1 | 4.2 | 1 | 4.2 | 27 | 1/ 5 | 81.4 |
| Stark | 1 | 1 | 17 | 100.0 | 17.00 | 0 | 0.0 | 0 | 0.0 | 17 | 0/ 0 | 118.8 |
| Johnson | 1 | 0 | 0 | 0.0 | 0.00 | 0 | 0.0 | 0 | 0.0 | 0 | 0/ 0 | 39.6 |
| COLTS | 546 | 305 | 3584 | 55.9 | 6.56 | 13 | 2.4 | 26 | 4.8 | 81 | 44/318 | 64.1 |
| OPPONENTS | 470 | 260 | 3236 | 55.3 | 6.89 | 14 | 3.0 | 20 | 4.3 | 69† | 39/336 | 69.1 |

| FGS | 1-19 | 20-29 | 30-39 | 40-49 | 50+ | TOT. |
|----------|---|-------|-------|-------|-----|-------|
| Bisaccia | 0-0 | 3-3 | 6-11 | 6-12 | 1-3 | 16-29 |
| COLTS | 0-0 | 3-3 | 6-11 | 6-12 | 1-3 | 16-29 |
| OPP. | 2-2 | 8-9 | 6-10 | 3-4 | 2-3 | 21-28 |
| Bisaccia | (37) (48) (45) (45,38,31,47,47) (44) | | | | | |
| COLTS | (31,45,32) (35,42,48,33) (52,37,52,23,40) | | | | | |
| OPP. | (31,30,48) (31) (26,59,28,42) | | | | | |
| OPP. | (38, 20) (27,29,20) (39,52) (49) (35) (23,27) | | | | | |
| COLTS | (33) (54) (36,44,18) (31,22,36) (52,44) (37) | | | | | |
| OPP. | (32,35,19) (28,48) (25) | | | | | |

| RUSHING | NO. | YDS. | AVG. | LG | TD |
|-----------|-----|------|------|-----|----|
| Johnson | 178 | 592 | 3.3 | 19 | 0 |
| Culver | 121 | 321 | 2.7 | 36† | 7 |
| Clark | 40 | 134 | 3.4 | 13 | 0 |
| George | 14 | 26 | 1.9 | 13 | 1 |
| Brooks | 2 | 14 | 7.0 | 8 | 0 |
| Carthon | 4 | 9 | 2.3 | 5 | 0 |
| Trudeau | 13 | 6 | 0.5 | 5 | 0 |
| Tupa | 3 | 9 | 3.0 | 10 | 0 |
| Herrmann | 3 | -2 | -0.7 | 0 | 0 |
| Langhorne | 1 | -7 | -7.0 | -7 | 0 |
| COLTS | 379 | 1102 | 2.9 | 36† | 8 |
| OPPONENTS | 495 | 2174 | 4.4 | 35† | 16 |

| RECEIVING | NO. | YDS. | AVG. | LG | TD |
|-----------|-----|------|------|-----|----|
| Langhorne | 65 | 811 | 12.5 | 34 | 1 |
| Hester | 52 | 792 | 15.2 | 81 | 1 |
| Johnson | 49 | 517 | 10.6 | 57† | 3 |
| Brooks | 44 | 468 | 10.6 | 26 | 1 |
| Cash | 43 | 521 | 12.1 | 41 | 3 |
| Culver | 26 | 210 | 8.1 | 27 | 2 |
| Arbuckle | 13 | 152 | 11.7 | 23† | 1 |
| Clark | 5 | 46 | 9.2 | 17 | 0 |
| Verdin | 3 | 37 | 12.3 | 21 | 0 |
| Carthon | 3 | 10 | 3.3 | 6 | 0 |
| Prior | 1 | 17 | 17.0 | 17 | 0 |
| Schultz | 1 | 3 | 3.0 | 3† | 1 |
| COLTS | 305 | 3584 | 11.8 | 81 | 13 |
| OPPONENTS | 260 | 3236 | 12.4 | 69† | 14 |

| INTERCEPTIONS | NO. | YDS. | AVG. | LG | TD |
|---------------|-----|------|------|-----|----|
| Prior | 6 | 44 | 7.3 | 19 | 0 |
| Belser | 3 | 27 | 9.0 | 21 | 0 |
| Goode | 2 | 93 | 46.5 | 47 | 0 |
| Stargell | 2 | 26 | 13.0 | 15 | 0 |
| Emtman | 1 | 90 | 90.0 | 90† | 1 |
| Bickett | 1 | 14 | 14.0 | 14 | 0 |
| Harrod | 1 | 4 | 4.0 | 4 | 0 |
| Banks | 1 | 3 | 3.0 | 3 | 0 |
| Baylor | 1 | 1 | 1.0 | 1 | 0 |
| Daniel | 1 | 0 | 0.0 | 0 | 0 |
| Rodecic | 1 | 0 | 0.0 | 0 | 0 |
| COLTS | 20 | 302 | 15.1 | 90† | 1 |
| OPPONENTS | 26 | 461 | 17.7 | 82† | 4 |

| PUNTING | NO. | YDS. | AVG. | TB | IN20 | LG | BLK. |
|-----------|-----|------|------|----|------|----|------|
| Stark | 83 | 3716 | 44.8 | 7 | 22 | 64 | 0 |
| COLTS | 83 | 3716 | 44.8 | 7 | 22 | 64 | 0 |
| OPPONENTS | 71 | 3021 | 42.5 | 5 | 24 | 61 | 0 |

| PUNT RETURNS | NO. | FC | YDS. | AVG. | LG | TD |
|--------------|-----|----|------|------|-----|----|
| Verdin | 24 | 12 | 268 | 11.2 | 84† | 2 |
| Prior | 1 | 12 | 7 | 7.0 | 7 | 0 |
| COLTS | 25 | 24 | 275 | 11.0 | 84† | 2 |
| OPPONENTS | 45 | 18 | 313 | 7.0 | 24 | 0 |

| KICKOFF RETURNS | NO. | YDS. | AVG. | LG | TD |
|-----------------|-----|------|------|----|----|
| Verdin | 39 | 815 | 20.9 | 42 | 0 |
| Ambrose | 8 | 126 | 15.8 | 26 | 0 |
| Clark | 3 | 54 | 18.0 | 20 | 0 |
| Yonderbeek | 1 | 6 | 6.0 | 6 | 0 |
| COLTS | 51 | 1001 | 19.6 | 42 | 0 |
| OPPONENTS | 36 | 630 | 17.5 | 34 | 0 |

SACKS: Colts 39.0; Opponents 44.0; Banks 9.5; Bickett 6.5-4.7.5; Clancy 4.5-5.5.5; Baylor 3-5.3; Emman 3-2.9; Siragusa 3-2.4; Coryatt 2-2.1; Herrod 2-2.1; Daniel 2-6; McCoy 1-1.0; Walker 1-9; Hand 1-5; McClendon 1-2

USUAL STARTERS

PRO BOWLERS IN BOLDFACE

| OFFENSE | DEFENSE |
|---------------------|---------------------|
| WR Reggie Langhorne | LDE Steve Emman |
| IT Zefross Moss | NT Tony Siragusa |
| LG Randy Dixon | RDE Jon Hand |
| C Ray Donaldson | LOLB Chip Banks |
| RT Ron Salk | ILB Scott Rodecic |
| RG Kevin Call | QB† Quantin Coryatt |
| TE Kerry Cash | RILB Jeff Herrod |
| WR Jessie Hester | ROLB Duane Bickett |
| QB Jeff George | LCB Chris Goode |
| RB Anthony Johnson | RCB Eugene Daniel |
| WR Bill Brooks | SS John Baylor |
| | FS Mike Stark |
| | P Robin Starik |
| | KR Clarence Verdin |

1993

RECORD: 4-12 COACH: TED MARCHIBRODA
FIFTH - AFC EASTERN DIVISION
HOME: 2-6 AWAY: 2-6
DIV: 2-6 CONF: 4-8 NCONF: 0-4

***Sellout**

| DATE | RESULTS | OPPONENT | ATTENDANCE |
|-------|---------|-------------------|------------|
| 9/ 5 | L 20-24 | MIAMI | 51,858 |
| 9/12 | W 9-6 | @ Cincinnati | 50,299 |
| 9/26 | W 23-10 | CLEVELAND | *59,654 |
| 10/ 3 | L 13-35 | @ Denver | 74,958 |
| 10/10 | L 3-27 | DALLAS | *60,453 |
| 10/24 | L 27-41 | @ Miami | 57,301 |
| 10/31 | W 9-6 | NEW ENGLAND | 46,522 |
| 11/ 7 | L 24-30 | @ Washington | 50,523 |
| 11/14 | L 17-31 | NEW YORK JETS | 47,351 |
| 11/21 | L 9-23 | @ Buffalo | 79,101 |
| 11/29 | L 0-31 | SAN DIEGO | 54,110 |
| 12/ 5 | W 9-6 | @ New York Jets | 45,799 |
| 12/12 | L 6-20 | @ New York Giants | 70,411 |
| 12/19 | L 10-20 | PHILADELPHIA | 44,952 |
| 12/26 | L 0-38 | @ New England | 26,571 |
| 1/ 2 | L 10-30 | BUFFALO | 43,028 |

| TEAM STATISTICS | COLTS | OPP |
|--------------------|-------------|-------------|
| TOTAL FIRST DOWNS | 269 | 334 |
| Rushing | 71 | 151 |
| Passing | 180 | 166 |
| Penalty | 18 | 17 |
| 3rd Dwn. M/A/Pct. | 61/209/29.2 | 85/206/41.3 |
| 4th Dwn. M/A/Pct. | 9/22/40.9 | 8/12/66.7 |
| TOTAL NET YARDS | 4705 | 5638 |
| Avg. Per Game | 294.1 | 352.4 |
| Total Plays | 988 | 1050 |
| Avg. Per Play | 4.8 | 5.4 |
| NET YARDS RUSHING | 1288 | 2521 |
| Avg. Per Game | 80.5 | 157.6 |
| Total Rushes | 365 | 575 |
| NET YARDS PASSING | 3417 | 3117 |
| Avg. Per Game | 213.6 | 194.8 |
| Tackled/Yards Lost | 29/206 | 21/121 |
| Gross Yards | 3623 | 3238 |
| Att./Completions | 594/332 | 454/270 |
| Completion Pct. | 55.9 | 59.5 |
| Had Intercepted | 15 | 10 |
| PUNTS/AVERAGE | 83/43.3 | 71/40.2 |
| NET PUNTING AVG. | 35.9 | 36.1 |
| PENALTIES/YARDS | 94/685 | 87/610 |
| FUMBLES/BALL LOST | 34/20 | 25/11 |
| TOUCHDOWNS | 16 | 45 |
| Rushing | 4 | 20 |
| Passing | 10 | 22 |
| Defense/Kicking | 1/1 | 2/1 |
| TIME OF POSSESSION | 27:55 | 32:05 |

| SCORE BY PERIODS | 1 | 2 | 3 | 4 | TOTAL |
|------------------|----|----|----|----|-------|
| COLTS | 19 | 60 | 29 | 81 | 189 |
| OPPONENTS | 96 | 96 | 98 | 88 | 378 |

| SCORING | TDR | TDP | TDR% | PAT | FG | 5 | TP |
|-----------|-----|-----|------|-------|-------|---|-----|
| Biasucci | | | | 15-16 | 26-31 | | 93 |
| Culver | 3 | 1 | 1 | | | | 30 |
| Cash | | 3 | | | | | 18 |
| Langhorne | | 3 | | | | | 18 |
| Dawkins | | 1 | | | | | 6 |
| Herrad | | | 1 | | | | 6 |
| Hester | | 1 | | | | | 6 |
| Johnson | | 1 | | | | | 6 |
| Verdin | | 1 | | | | | 6 |
| COLTS | 4 | 10 | 2 | 15-16 | 26-31 | | 189 |
| OPPONENTS | 20 | 22 | 3 | 43-45 | 21-30 | 1 | 378 |

| FGS | 1-19 | 20-29 | 30-39 | 40-49 | 50+ | TOT. |
|-----------|------|-------|-------|-------|-----|-------|
| Biasucci | 1-1 | 14-14 | 7-8 | 3-6 | 1-2 | 26-31 |
| COLTS | 1-1 | 14-14 | 7-8 | 3-6 | 1-2 | 26-31 |
| OPPONENTS | 2-2 | 9-9 | 7-9 | 3-6 | 0-4 | 21-30 |

Biasucci: (48, 26, 33) (53, 31, 39, 42) (27, 19, 26) (28, 28) (27) (42) (27, 38, 37) (22) (41) (26, 22, 37) (53) (22, 24, 38) (21, 26) (39) || (22, 49)
 Opp: (20) (35, 23, 35) (32, 52) (53) (30, 32) (23, 39, 37) (40, 45, 26) (24) (22) (55) (36) (52, 28, 19, 48) || (21, 25) (19) (39, 49, 40, 40)

| RUSHING | NO. | YDS. | AVG. | LG | TD |
|-----------|-----|------|------|----|----|
| Polts | 179 | 711 | 4.0 | 34 | 0 |
| Johnson | 95 | 331 | 3.5 | 14 | 1 |
| Culver | 65 | 150 | 2.3 | 9 | 3 |
| George | 13 | 39 | 3.0 | 14 | 0 |
| Verdin | 3 | 33 | 11.0 | 29 | 0 |
| Stark | 1 | 11 | 11.0 | 11 | 0 |
| Toner | 2 | 6 | 3.0 | 6 | 0 |
| Majkowski | 2 | 4 | 2.0 | 4 | 0 |
| Trudeau | 5 | 3 | 0.6 | 2 | 0 |
| COLTS | 365 | 1288 | 3.5 | 34 | 4 |
| OPPONENTS | 575 | 2521 | 4.4 | 57 | 20 |

| RECEIVING | NO. | YDS. | AVG. | LG | TD |
|-----------|-----|------|------|----|----|
| Langhorne | 85 | 1038 | 12.2 | 72 | 3 |
| Hester | 64 | 835 | 13.0 | 58 | 1 |
| Johnson | 55 | 443 | 8.1 | 36 | 0 |
| Cash | 43 | 402 | 9.3 | 37 | 3 |
| Dawkins | 26 | 430 | 16.5 | 68 | 1 |
| Polts | 26 | 189 | 7.3 | 24 | 0 |
| Arbuckle | 15 | 90 | 6.0 | 23 | 0 |
| Culver | 11 | 112 | 10.2 | 26 | 1 |
| Cox | 4 | 59 | 14.8 | 24 | 0 |
| Verdin | 2 | 20 | 10.0 | 19 | 1 |
| Toner | 1 | 5 | 5.0 | 5 | 0 |
| COLTS | 332 | 3623 | 10.9 | 72 | 10 |
| OPPONENTS | 270 | 3238 | 12.0 | 77 | 22 |

| INTERCEPTIONS | NO. | YDS. | AVG. | LG | TD |
|---------------|-----|------|------|----|----|
| Buchanan | 4 | 45 | 11.3 | 28 | 0 |
| Baylor | 3 | 11 | 3.7 | 7 | 0 |
| Herrad | 1 | 29 | 29.0 | 29 | 0 |
| Daniel | 1 | 17 | 17.0 | 17 | 0 |
| Belser | 1 | 14 | 14.0 | 11 | 0 |
| COLTS | 10 | 116 | 11.6 | 29 | 0 |
| OPPONENTS | 15 | 247 | 16.5 | 56 | 1 |

| PUNTING | NO. | YDS. | AVG. | TB | IN20 | LG | BLK. |
|-----------|-----|------|------|----|------|----|------|
| Stark | 83 | 3595 | 43.3 | 13 | 18 | 65 | 0 |
| COLTS | 83 | 3595 | 43.3 | 13 | 18 | 65 | 0 |
| OPPONENTS | 71 | 2855 | 40.2 | 6 | 30 | 59 | 0 |

| PUNT RETURNS | NO. | FC | YDS. | AVG. | LG | TD |
|--------------|-----|----|------|------|----|----|
| Verdin | 30 | 17 | 173 | 5.8 | 24 | 0 |
| COLTS | 30 | 17 | 173 | 5.8 | 24 | 0 |
| OPPONENTS | 41 | 12 | 352 | 8.6 | 71 | 1 |

| KICKOFF RETURNS | NO. | YDS. | AVG. | LG | TD |
|-----------------|-----|------|------|----|----|
| Verdin | 50 | 1050 | 21.0 | 38 | 0 |
| Culver | 3 | 51 | 17.0 | 20 | 0 |
| Butcher | 2 | 2 | 1.0 | 2 | 0 |
| Cash | 1 | 11 | 11.0 | 11 | 0 |
| Rodecic | 1 | 10 | 10.0 | 10 | 0 |
| COLTS | 57 | 1124 | 19.7 | 38 | 0 |
| OPPONENTS | 37 | 551 | 14.9 | 37 | 0 |

SACKS: Colts 21.0; Opponents 29.0; Hand 5.5-31; Bickett 3.5-22; Herrod 2-19; Peguese 2-12; Sirogusa 1.5-5; McClendon 1.5-4.5; Emman 1-8; Stargell 1-8; Sims 1-7; Clancy 1-3; Coryatt 1-0

USUAL STARTERS

| OFFENSE | DEFENSE |
|---------------------|---------------------|
| WR Reggie Langhorne | LDE Skip McClendon |
| LT Will Wolford | LDT Sam Clancy |
| LG Randy Dixon | RDT Tony Sirogusa |
| C Kirk Lowdermilk | C Jon Hand |
| RG William Schultz | SLB Duane Bickett |
| RT Zefross Moss | MLB Quentin Coryatt |
| TE Kerry Cash | WLB Jeff Herrod |
| WR Jessie Hester | LCB Chris Goode |
| QB Jeff George | RCB Eugene Daniel |
| RB Anthony Johnson | SS John Baylor |
| RB Roosevelt Polts | FS Jason Belser |

| PASSING | ATT. | COMP. | YDS. | PCT. | AVG./ATT. | TD | TD% | INT. | INT.% | LG | SACKED | RATING |
|-----------|------|-------|------|------|-----------|----|-----|------|-------|----|--------|--------|
| George | 407 | 234 | 2526 | 57.5 | 6.21 | 8 | 2.0 | 6 | 1.5 | 72 | 26/190 | 76.3 |
| Trudeau | 162 | 85 | 992 | 52.5 | 6.12 | 2 | 1.2 | 7 | 4.3 | 68 | 2/ 11 | 57.4 |
| Majkowski | 24 | 13 | 105 | 54.2 | 4.38 | 0 | 0.0 | 1 | 4.2 | 17 | 1/ 5 | 48.1 |
| Johnson | 1 | 0 | 0 | 0.0 | 0.00 | 0 | 0.0 | 1 | 100.0 | 0 | 0/ 0 | 0.0 |
| COLTS | 594 | 332 | 3623 | 55.9 | 6.10 | 10 | 1.7 | 15 | 2.5 | 72 | 29/206 | 69.2 |
| OPPONENTS | 454 | 270 | 3238 | 59.5 | 7.13 | 22 | 4.8 | 10 | 2.2 | 77 | 21/121 | 88.3 |

1994

RECORD: 8-8 COACH: TED MARCHIBRODA

THIRD - AFC EASTERN DIVISION

HOME: 5-3 AWAY: 3-5

DIV: 4-4 CONF: 8-6 NCONF: 0-2

***Sellout**

| DATE | RESULTS | OPPONENT | ATTENDANCE |
|-------|---------|-----------------|------------|
| 9/ 7 | W 45-21 | HOUSTON | 47,372 |
| 9/11 | L 10-24 | @ Tampa Bay | 36,631 |
| 9/18 | L 21-31 | @ Pittsburgh | 54,040 |
| 9/25 | L 14-21 | CLEVELAND | 55,821 |
| 10/ 2 | W 17-15 | SEATTLE | 49,876 |
| 10/ 9 | L 6-16 | @ New York Jets | 64,934 |
| 10/16 | W 27-17 | @ Buffalo | 79,404 |
| 10/23 | L 27-41 | WASHINGTON | *57,879 |
| 10/30 | W 28-25 | NEW YORK JETS | 44,350 |
| 11/ 6 | L 21-22 | @ Miami | 71,158 |
| 11/20 | W 17-13 | @ Cincinnati | 55,566 |
| 11/27 | L 10-12 | NEW ENGLAND | 43,839 |
| 12/ 4 | W 31-19 | @ Seattle | 39,574 |
| 12/11 | L 13-28 | @ New England | 57,656 |
| 12/18 | W 10-6 | MIAMI | *58,867 |
| 12/24 | W 10-9 | BUFFALO | 38,458 |

TEAM STATISTICS

| | COLTS | OPP |
|---------------------|-------------|--------------|
| TOTAL RUSHING DOWNS | 252 | 311 |
| Rushing | 108 | 98 |
| Passing | 126 | 192 |
| Penalty | 18 | 21 |
| 3rd Dwn. M/A/Pct. | 70/198/35.4 | 115/251/45.8 |
| 4th Dwn. M/A/Pct. | 12/17/70.6 | 13/23/56.5 |
| TOTAL NET YARDS | 4413 | 5325 |
| Avg. Per Game | 275.8 | 332.8 |
| Total Plays | 899 | 1090 |
| Avg. Per Play | 4.9 | 4.9 |
| NET YARDS RUSHING | 2060 | 1646 |
| Avg. Per Game | 128.8 | 102.9 |
| Total Rushes | 495 | 463 |
| NET YARDS PASSING | 2353 | 3679 |
| Avg. Per Game | 147.1 | 229.9 |
| Tackled/Yards Lost | 28/166 | 29/218 |
| Grass Yards | 2519 | 3897 |
| Air./Completions | 376/217 | 598/354 |
| Completion Pct. | 57.2 | 59.2 |
| Had Intercepted | 14 | 18 |
| PUNTS/AVERAGE | 74/41.8 | 72/42.2 |
| NET PUNTING AVG. | 34.1 | 35.6 |
| PENALTIES/YARDS | 82/658 | 110/824 |
| FUMBLES/BALL LOST | 30/17 | 21/10 |
| TOUCHDOWNS | 37 | 34 |
| Rushing | 15 | 8 |
| Passing | 15 | 24 |
| Defense/Kicking | 5/2 | 2/0 |
| TIME OF POSSESSION | 28:31 | 31:29 |

SCORE BY PERIODS

| | 1 | 2 | 3 | 4 | TOTAL |
|-----------|----|----|----|-----|-------|
| COLTS | 82 | 86 | 73 | 66 | 307 |
| OPPONENTS | 48 | 81 | 59 | 132 | 320 |

SCORING

| | TDR | TDP | TDRT | PAT | FG | S | TP |
|-----------|-----|-----|-------|-------|----|---|----|
| Biasucci | | | 37-37 | 16-24 | | | 85 |
| Faulk | 11 | 1 | | | | | 72 |
| Turner | | 6 | | | | | 36 |
| Dawkins | | 5 | | | | | 30 |
| Buchanan | | | 3 | | | | 18 |
| Majkowski | | 3 | | | | | 18 |
| Potts | | 1 | 1 | | | | 12 |
| Bennett | | | | 1 | | | 6 |
| Brewer | | | | 1 | | | 6 |
| Cash | | 1 | | | | | 6 |

| SCORING | TDR | TDP | TDRT | PAT | FG | S | TP |
|-----------|------------|--------------|------|-------|-------|---|-----|
| Coryatt | | | | 1 | | | 6 |
| Humphrey | | | | 1 | | | 6 |
| Jackson | | | 1 | | | | 6 |
| COLTS | 15 | 15 | 7 | 37-37 | 16-24 | | 307 |
| OPPONENTS | 8 | 24 | 2 | 29-29 | 27-34 | 1 | 320 |
| 2-POINT: | Colts 0-0; | Opponent 2-5 | | | | | |

| FGS | 1-19 | 20-29 | 30-39 | 40-49 | 50+ | TOT. |
|----------|------|-------|-------|-------|-----|-------|
| Biasucci | 1-1 | 5-5 | 3-7 | 5-9 | 2-2 | 16-24 |
| COLTS | 1-1 | 5-5 | 3-7 | 5-9 | 2-2 | 16-24 |
| OPP. | 1-1 | 12-12 | 7-10 | 7-10 | 0-1 | 27-34 |

| Biasucci: | (42) | (26) | (46) | (45) | (37,44,35) | (43,33) | |
|-------------|------|---------------|------------------|---------------|------------|---------|-------------|
| [50,28] | (1) | (32b) | (35) | (42,50) | (21) | (27,47) | (40b,42,19) |
| (38b,31,22) | | | | | | | |
| OPP: (55) | (47) | (46) | (1) | (42,43,45) | (27,42,37) | (23) | |
| (21,27) | (26) | (33,31,20,34) | (29,46,34) | (22,37,25,42) | | | |
| (37,31) | (36) | (33,19) | (49,20,21,24,46) | | | | |

| RUSHING | NO. | YDS. | AVG. | LG | TD |
|-----------|-----|------|------|----|----|
| Faulk | 314 | 1282 | 4.1 | 52 | 11 |
| Potts | 77 | 336 | 4.4 | 52 | 1 |
| Harbaugh | 39 | 223 | 5.7 | 41 | 0 |
| Humphrey | 18 | 85 | 4.7 | 27 | 0 |
| Warren | 18 | 80 | 4.4 | 34 | 0 |
| Majkowski | 24 | 34 | 1.4 | 10 | 3 |
| Nagle | 1 | 12 | 12.0 | 12 | 0 |
| Toner | 1 | 11 | 11.0 | 11 | 0 |
| Turner | 3 | -3 | -1.0 | 5 | 0 |
| COLTS | 495 | 2060 | 4.2 | 52 | 15 |
| OPPONENTS | 463 | 1646 | 3.6 | 40 | 8 |

| RECEIVING | NO. | YDS. | AVG. | LG | TD |
|-----------|-----|------|------|----|----|
| Turner | 52 | 593 | 11.4 | 28 | 6 |
| Faulk | 52 | 522 | 10.0 | 85 | 1 |
| Dawkins | 51 | 742 | 14.5 | 49 | 5 |
| Potts | 26 | 251 | 9.7 | 30 | 1 |
| Cash | 16 | 190 | 11.9 | 24 | 1 |
| Jackson | 8 | 97 | 12.1 | 22 | 1 |
| Warren | 3 | 47 | 15.7 | 29 | 0 |
| Humphrey | 3 | 19 | 6.3 | 12 | 0 |
| Bailey | 2 | 30 | 15.0 | 23 | 0 |
| Baker | 2 | 15 | 7.5 | 10 | 0 |
| Arbuckle | 1 | 7 | 7.0 | 7 | 0 |
| Etheredge | 1 | 6 | 6.0 | 6 | 0 |
| COLTS | 217 | 2519 | 11.6 | 85 | 15 |
| OPPONENTS | 354 | 3897 | 11.0 | 65 | 24 |

| INTERCEPTIONS | NO. | YDS. | AVG. | LG | TD |
|---------------|-----|------|------|----|----|
| Buchanan | 8 | 221 | 27.6 | 90 | 3 |
| Tate | 3 | 51 | 17.0 | 30 | 0 |
| Ambrose | 2 | 50 | 25.0 | 42 | 0 |
| Daniel | 2 | 6 | 3.0 | 6 | 0 |
| Belser | 1 | 31 | 31.0 | 31 | 0 |
| Humphrey | 1 | 1 | 1.0 | 1 | 0 |
| Watts | 1 | 0 | 0.0 | 0 | 0 |
| COLTS | 18 | 360 | 20.0 | 90 | 3 |
| OPPONENTS | 14 | 174 | 12.4 | 39 | 2 |

| PUNTING | NO. | YDS. | AVG. | TB | INT | LG | BLK. |
|-----------|-----|------|------|----|-----|----|------|
| Stark | 73 | 3092 | 42.4 | 10 | 22 | 60 | 1 |
| COLTS | 74 | 3092 | 41.8 | 10 | 22 | 60 | 1 |
| OPPONENTS | 72 | 3039 | 42.2 | 7 | 16 | 71 | 0 |

| PUNT RETURNS | NO. | FC | YDS. | AVG. | LG | TD |
|--------------|-----|----|------|------|----|----|
| Brewer | 42 | 8 | 339 | 8.1 | 75 | 1 |
| COLTS | 42 | 8 | 339 | 8.1 | 75 | 1 |
| OPPONENTS | 40 | 9 | 366 | 9.2 | 38 | 0 |

| KICKOFF RETURNS | NO. | YDS. | AVG. | LG | TD |
|-----------------|-----|------|------|----|----|
| Humphrey | 35 | 783 | 22.4 | 95 | 1 |
| Brewer | 18 | 358 | 19.9 | 34 | 0 |
| Warren | 2 | 56 | 28.0 | 38 | 0 |
| Etheredge | 2 | 23 | 11.5 | 14 | 0 |
| Radicic | 1 | 17 | 17.0 | 17 | 0 |
| Toner | 1 | 8 | 8.0 | 8 | 0 |
| Jackson | 1 | 5 | 5.0 | 5 | 0 |
| Gray | 0 | 4 | 0.0 | 4 | 0 |
| COLTS | 60 | 1254 | 20.9 | 95 | 1 |
| OPPONENTS | 65 | 1316 | 20.2 | 47 | 0 |

SACKS: Colts 29.0; Opponents 28.0; Bennett 9.82; McCoy 6.52; Siragusa 5.30; Alberts 2.13; Herrod 1.10; Nunn 1.10; McDonald 1.7; Buchanan 1.6; Coryatt 1.4; Noga 1.3; Emman 1.1

**USUAL STARTERS
PRO BOWLERS IN BOLDFACE**

| OFFENSE | DEFENSE |
|--------------------------|-------------------------|
| WR Sean Dawkins | LDE Bernard Whittington |
| LT Will Wolford | LDT Tony McCoy |
| LG Randy Dixon | RDT Tony Siragusa |
| C Kirk Lawdermilk | RDE Tony Bennett |
| RG Joe Staysniak | LB Stephen Grant |
| RT Zeffross Moss | MLB Jeff Herrod |
| TE Kerry Cash | RB Quentin Coryatt |
| WR Floyd Turner | LCB Roy Buchanan |
| QB Jim Harbaugh | RCB Eugene Daniel |
| RB Marshall Faulk | SS David Tate |
| RB Roosevelt Potts | FS Jason Belser |

| PASSING | ATT. | COMP. | YDS. | PCT. | AVG./ATT. | TD | TD% | INT. | INT% | LG | SACKED | RATING |
|-----------|------|-------|------|------|-----------|----|-----|------|------|----|--------|--------|
| Harbaugh | 202 | 125 | 1440 | 61.9 | 7.13 | 9 | 4.5 | 6 | 3.0 | 85 | 17/ 72 | 85.8 |
| Majkowski | 152 | 84 | 1010 | 55.3 | 6.64 | 6 | 3.9 | 7 | 4.6 | 29 | 9/ 76 | 69.8 |
| Nagle | 21 | 8 | 69 | 38.1 | 3.29 | 0 | 0.0 | 1 | 4.8 | 23 | 2/ 18 | 27.7 |
| Warren | 1 | 0 | 0 | 0.0 | 0.00 | 0 | 0.0 | 0 | 0.0 | 0 | 0/ 0 | 39.6 |
| COLTS | 376 | 217 | 2519 | 57.7 | 6.70 | 15 | 4.0 | 14 | 3.7 | 85 | 28/166 | 75.9 |
| OPPONENTS | 598 | 354 | 3897 | 59.2 | 6.52 | 24 | 4.0 | 18 | 3.0 | 65 | 29/218 | 79.4 |

1996

RECORD: 9-7 COACH: LINDY INFANTE

THIRD - AFC EASTERN DIVISION

HOME: 6-2 AWAY: 3-5

DIV: 4-4 CONF: 6-6 NCONF: 3-1

*Sellout

| DATE | RESULTS | OPPONENT | ATTENDANCE |
|-------|---------|----------------|------------|
| 9/ 1 | W 20-13 | ARIZONA | 48,133 |
| 9/ 8 | W 21- 7 | @New York Jets | 63,534 |
| 9/15 | W 25-24 | @Dallas | 63,021 |
| 9/23 | W 10- 6 | MIAMI | *60,891 |
| 10/ 6 | L 13-16 | @Buffalo | OT 79,401 |
| 10/13 | W 26-21 | BALTIMORE | *56,978 |
| 10/20 | L 9-27 | NEW ENGLAND | *58,725 |
| 10/27 | L 16-31 | @Washington | 54,254 |
| 11/ 3 | L 19-26 | SAN DIEGO | *58,484 |
| 11/10 | L 13-37 | @Miami | 66,623 |
| 11/17 | W 34-29 | NEW YORK JETS | 48,322 |
| 11/24 | L 13-27 | @New England | 58,226 |
| 12/ 1 | W 13-10 | BUFFALO | OT*53,804 |
| 12/ 5 | W 37-10 | PHILADELPHIA | 52,689 |
| 12/15 | W 24-19 | @Kansas City | 71,136 |
| 12/22 | L 24-31 | @Cincinnati | 49,389 |
| 12/29 | L 14-42 | @Pittsburgh | 58,078 |

| SCORING | TDR | TDP | TDR | PAT | FG | 2P | 5 | TP |
|----------------------------------|-----------|-----------|----------|--------------|--------------|----------|----------|------------|
| Warren | 1 | | | | | | | 6 |
| Dent | | | | | | | | 1 |
| COLTS | 9 | 16 | 5 | 27-27 | 36-40 | 0 | 1 | 317 |
| OPPONENT | 12 | 25 | 1 | 33-34 | 23-28 | 0 | 1 | 334 |
| 2-Point: Colts 0-3; Opponent 1-4 | | | | | | | | |

| FGS | 1-19 | 20-29 | 30-39 | 40-49 | 50+ | TOT. |
|--------------|------------|--------------|------------|--------------|------------|--------------|
| Blanchard | 1-1 | 11-11 | 8-9 | 11-14 | 5-5 | 36-40 |
| COLTS | 1-1 | 11-11 | 8-9 | 11-14 | 5-5 | 36-40 |
| OPP. | 0-0 | 12-12 | 7-7 | 3-6 | 1-3 | 23-28 |

| Blanchard | (23,40) | (18) | (46,44,41) |
|------------|------------------|---------------|---------------|
| (27,30) | (21,35,38) | (21,49,42,51) | (47,39,33,20) |
| (48,22) | (25,49,37,50) | (42,50) | (33,41,25,49) |
| (30,42,51) | (22)(32) | | |
| OPP: | (24,29,46) | (1) | (52,40,57) |
| (24,29,53) | (42,37,39) | (1) | |
| (44,36) | (20,28,30,47,22) | (44) | (23) |
| (26,22) | (24) | (31) | (30,30) |
| (25) | | | |

| TEAM STATISTICS | COLTS | OPP |
|--------------------|-------------|-------------|
| TOTAL FIRST DOWNS | 288 | 305 |
| Rushing | 89 | 108 |
| Passing | 172 | 189 |
| Penalty | 27 | 8 |
| 3rd Dwn M/A/Pct | 81/215 37.7 | 88/221 39.8 |
| 4th Dwn M/A/Pct | 5/12 41.7 | 11/15 73.3 |
| TOTAL NET YARDS | 4744 | 5403 |
| Avg. Per Game | 296.5 | 337.7 |
| Total Plays | 1000 | 1022 |
| Avg. Per Play | 4.7 | 5.3 |
| NET YARDS RUSHING | 1448 | 1760 |
| Avg. Per Game | 90.5 | 110.0 |
| Total Rushes | 420 | 459 |
| NET YARDS PASSING | 3296 | 3643 |
| Avg. Per Game | 206.0 | 227.7 |
| Tackled/Yds Lost | 43/248 | 29/182 |
| Gross Yards | 3544 | 3825 |
| Att./Completions | 537/311 | 534/318 |
| Completion Pct. | 57.9 | 59.6 |
| Had Intercepted | 11 | 13 |
| PUNTS/AVERAGE | 68/45.7 | 81/43.5 |
| NET PUNTING AVG. | 39.0 | 36.3 |
| PENALTIES/YARDS | 76/615 | 121/970 |
| FUMBLES/BALL LOST | 24/13 | 20/10 |
| TOUCHDOWNS | 30 | 38 |
| Rushing | 9 | 12 |
| Passing | 16 | 25 |
| Defense/Return | 4/1 | 0/1 |
| TIME OF POSSESSION | 30:44 | 29:16 |

| RUSHING | NO. | YDS. | AVG. | LG | TD |
|------------------|------------|-------------|------------|-----------|-----------|
| Faulk | 198 | 587 | 3.0 | 43 | 7 |
| Warren | 67 | 230 | 3.4 | 53 | 1 |
| Harbaugh | 48 | 192 | 4.0 | 21 | 1 |
| Groce | 46 | 184 | 4.0 | 24 | 0 |
| Crockett | 31 | 164 | 5.3 | 25 | 0 |
| Workman | 24 | 70 | 2.9 | 11 | 0 |
| Harrison | 3 | 15 | 5.0 | 15 | 0 |
| Justin | 2 | 7 | 3.5 | 6 | 0 |
| Bell | 1 | -1 | -1.0 | -1 | 0 |
| COLTS | 420 | 1448 | 3.4 | 53 | 9 |
| OPPONENTS | 459 | 1760 | 3.8 | 32 | 12 |

| RECEIVING | NO. | YDS. | AVG. | LG | TD |
|------------------|------------|-------------|-------------|-----------|-----------|
| Harrison | 64 | 836 | 13.1 | 41 | 8 |
| Faulk | 56 | 428 | 7.6 | 30 | 0 |
| Dawkins | 54 | 751 | 13.9 | 42 | 1 |
| Dilger | 42 | 503 | 12.0 | 51 | 4 |
| Warren | 22 | 174 | 7.9 | 17 | 0 |
| Bailey | 18 | 302 | 16.8 | 40 | 0 |
| Stablein | 18 | 192 | 10.7 | 30 | 1 |
| Groce | 13 | 106 | 8.2 | 24 | 0 |
| Crockett | 11 | 96 | 8.7 | 32 | 1 |
| Pollard | 6 | 86 | 14.3 | 48 | 1 |
| Workman | 4 | 36 | 9.0 | 18 | 0 |
| Stack | 2 | 24 | 12.0 | 13 | 0 |
| Doering | 1 | 10 | 10.0 | 10 | 0 |
| COLTS | 311 | 3544 | 11.4 | 51 | 16 |
| OPPONENTS | 318 | 3825 | 12.0 | 95 | 25 |

| INTERCEPTIONS | NO. | YDS. | AVG. | LG | TD |
|------------------|-----------|------------|-------------|-----------|----------|
| Belser | 4 | 81 | 20.3 | 44 | 2 |
| Daniel | 3 | 35 | 11.7 | 35 | 1 |
| Buchanan | 2 | 32 | 16.0 | 32 | 0 |
| Herrod | 1 | 68 | 68.0 | 68 | 1 |
| Watts | 1 | 21 | 21.0 | 21 | 0 |
| Morrison | 1 | 20 | 20.0 | 20 | 0 |
| Alberts | 1 | 19 | 19.0 | 19 | 0 |
| COLTS | 13 | 276 | 21.2 | 68 | 4 |
| OPPONENTS | 11 | 133 | 12.1 | 36 | 0 |

| PUNTING | NO. | YDS. | AVG. | TB | IN20 | LG | BLK. |
|------------------|-----------|-------------|-------------|----------|-----------|-----------|----------|
| Gardocki | 68 | 3105 | 45.7 | 2 | 23 | 61 | 0 |
| COLTS | 68 | 3105 | 45.7 | 2 | 23 | 61 | 0 |
| OPPONENTS | 81 | 3525 | 43.5 | 7 | 22 | 65 | 0 |

| PUNT RETURNS | NO. | FC | YDS. | AVG. | LG | TD |
|------------------|-----------|-----------|------------|-------------|-----------|----------|
| Harrison | 18 | 9 | 177 | 9.8 | 31 | 0 |
| Buchanan | 12 | 3 | 201 | 16.8 | 82 | 0 |
| Stablein | 6 | 2 | 56 | 9.3 | 30 | 0 |
| Stack | 5 | 1 | 13 | 2.6 | 9 | 0 |
| COLTS | 41 | 15 | 447 | 10.9 | 82 | 0 |
| OPPONENTS | 38 | 15 | 413 | 10.9 | 71 | 0 |

| KICKOFF RETURNS | NO. | YDS. | AVG. | LG | TD |
|------------------|-----------|-------------|-------------|-----------|----------|
| Bailey | 43 | 1041 | 24.2 | 95 | 1 |
| Stack | 12 | 254 | 21.2 | 28 | 0 |
| Warren | 3 | 54 | 18.0 | 18 | 0 |
| Buchanan | 1 | 20 | 20.0 | 20 | 0 |
| Groce | 1 | 18 | 18.0 | 18 | 0 |
| Hetherington | 1 | 16 | 16.0 | 16 | 0 |
| COLTS | 61 | 1403 | 23.0 | 95 | 1 |
| OPPONENTS | 67 | 1666 | 24.9 | 70 | 0 |

SACKS: Colts 29.0; Opponents 43.0; Dent 6.5-42; Bennett 6-26; McCoy 5-36; Whittington 3-23; Siragusa 2-21; Belser 1-7; Alexander 1-6; Grant 1-5; Martin 1-5; Tate 1-3; TEAM 1-2; Buchanan 0.5-6

USUAL STARTERS

| PRO BOWLERS IN COLDFACE | | OFFENSE | DEFENSE |
|-------------------------|-----------------|---------|---------------------|
| WR | Sean Dawkins | LDE | Bernard Whittington |
| TE | Kipp Vickers | LDT | Tony McCoy |
| | Troy Auzenne | | |
| LG | Doug Widell | RDT | Tony Siragusa |
| C | Kirk Lowdermilk | RDE | Tony Bennett |
| RG | Eric Mahlum | ILB | Stephen Grant |
| RT | Jason Mathews | MLB | Jeff Herrod |
| TE | Ken Dilger | RIB | Quentin Coryatt |
| | | | Steve Morrison |
| WR | Marvin Harrison | ICB | Roy Buchanan |
| QB | Jim Harbaugh | RCB | Eugene Daniel |
| RB | Marshall Faulk | SS | David Tate |
| RB | Clif Groce | FS | Jason Belser |
| K | Cary Blanchard | P | Chris Gardocki |

| SCORE BY PERIODS | 1 | 2 | 3 | 4 | OT | TOTAL |
|------------------|-----------|------------|-----------|-----------|----------|------------|
| COLTS | 57 | 94 | 65 | 98 | 3 | 317 |
| OPPONENTS | 60 | 123 | 66 | 82 | 3 | 334 |

| SCORING | TDR | TDP | TDR | PAT | FG | 2P | 5 | TP |
|-----------|-----|-----|-----|-------|-------|----|---|-----|
| Blanchard | | | | 27-27 | 36-40 | | | 135 |
| Harrison | | | 8 | | | | | 48 |
| Faulk | | 7 | | | | | | 42 |
| Dilger | | 4 | | | | | | 24 |
| Belser | | | 2 | | | | | 12 |
| Bailey | | | 1 | | | | | 6 |
| Crockett | | 1 | | | | | | 6 |
| Daniel | | | 1 | | | | | 6 |
| Dawkins | | 1 | | | | | | 6 |
| Harbaugh | | 1 | | | | | | 6 |
| Herrod | | | 1 | | | | | 6 |
| Pollard | | | 1 | | | | | 6 |
| Stablein | | | 1 | | | | | 6 |

| PASSING | ATT. | COMP. | YDS. | PCT. | AVG./ATT. | TD | TD% | INT. | INT.% | LG | SACKED | RATING |
|------------------|------------|------------|-------------|-------------|-------------|-----------|------------|-----------|------------|-----------|---------------|-------------|
| Harbaugh | 405 | 232 | 2630 | 57.3 | 6.49 | 13 | 3.2 | 11 | 2.7 | 51 | 36/190 | 76.3 |
| Justin | 127 | 74 | 839 | 58.3 | 6.61 | 2 | 1.6 | 0 | 0.0 | 38 | 7/158 | 83.4 |
| Bell | 5 | 5 | 75 | 100.0 | 15.00 | 1 | 20.0 | 0 | 0.0 | 30 | 0/110 | 158.3 |
| COLTS | 537 | 311 | 3544 | 57.9 | 6.60 | 16 | 3.0 | 11 | 2.0 | 51 | 43/248 | 79.2 |
| OPPONENTS | 534 | 318 | 3825 | 59.6 | 7.16 | 25 | 4.7 | 13 | 2.4 | 95 | 29/182 | 87.0 |

STATISTICS

1997

RECORD: 3-13 COACH: LINDY INFANTE

FIFTH - AFC EASTERN DIVISION

HOME: 2-6 AWAY: 1-7

DIV: 2-6 CONF: 2-10 NCONF: 1-3

| DATE | RESULTS | OPPONENT | ATTENDANCE | SCORING | TDR | TDP | TDRT | PAT | FG | 2P | S | TP | PUNTING | NO. | YDS. | AVG. | TB | IN20 | LG | BLK. | | |
|-------|---------|----------------|------------|------------|---|-------|-------|-------|-------|-------|---|-----|-----------|-----|------|------|----|------|----|------|--|--|
| 8/31 | L | @Miami | 70,813 | Frockett | 1 | | | | | | | 6 | Gardocki | 67 | 3034 | 45.3 | 6 | 18 | 72 | 0 | | |
| 9/7 | L | NEW ENGLAND | 53,632 | Fantoni | | | 1 | | | | | 6 | COLTS | 67 | 3034 | 45.3 | 6 | 18 | 72 | 0 | | |
| 9/14 | L | SEATTLE | 49,194 | McElroy | | | 1 | | | | | 6 | OPPONENTS | 64 | 2948 | 46.1 | 10 | 14 | 65 | 0 | | |
| 9/21 | L | @Buffalo | 55,340 | Pollard | | | | | | | 1 | 2 | | | | | | | | | | |
| 10/5 | L | NEW YORK JETS | 48,295 | Team | | | | | | | 1 | 2 | | | | | | | | | | |
| 10/12 | L | @Pittsburgh | 57,925 | COLTS | 10 | 16 | 5 | 21-21 | 32-41 | 4 | 1 | 313 | | | | | | | | | | |
| 10/20 | L | BUFFALO | *61,139 | OPPONENT | 18 | 26 | 2 | 42-44 | 27-31 | 0 | 1 | 401 | | | | | | | | | | |
| 10/26 | L | @San Diego | 63,177 | 2-Point: | Colts 4-10; Opponent 0-2 | | | | | | | | | | | | | | | | | |
| 11/2 | L | TAMPA BAY | 58,512 | FGS | 1-19 | 20-29 | 30-39 | 40-49 | 50+ | TOT. | | | | | | | | | | | | |
| 11/9 | L | @CINCINNATI | 58,473 | Blanchard | 0-0 | 9-9 | 12-14 | 10-15 | 1-3 | 32-41 | | | | | | | | | | | | |
| 11/16 | W | GREEN BAY | *60,928 | COLTS | 0-0 | 9-9 | 12-14 | 10-15 | 1-3 | 32-41 | | | | | | | | | | | | |
| 11/23 | L | @Detroit | 62,803 | OPP. | 2-2 | 10-10 | 8-9 | 4-6 | 3-4 | 27-31 | | | | | | | | | | | | |
| 11/30 | L | @New England | 58,507 | Blanchard: | [42,45,58,35][45,38][46][39,36,49,22,25] | | | | | | | | | | | | | | | | | |
| 12/7 | W | @New York Jets | 61,168 | COLTS | [48][37,27,35,42][51,39,32][43,36,30][30,42,45] | | | | | | | | | | | | | | | | | |
| 12/14 | W | MIAMI | *61,282 | OPPONENTS: | [23,34,19][21][27][27][53,37,23][23] | | | | | | | | | | | | | | | | | |
| 12/21 | L | @Minnesota | 54,107 | COLTS | [22,47,32,27][45,35,34,31,45,40][36][118] | | | | | | | | | | | | | | | | | |
| | | | | OPPONENTS: | [38,52,55][32,48][42][50][29,25] | | | | | | | | | | | | | | | | | |

| TEAM STATISTICS | COLTS | OPP |
|--------------------|-------------|-------------|
| TOTAL FIRST DOWNS | 301 | 280 |
| Rushing | 109 | 95 |
| Passing | 171 | 163 |
| Penalty | 21 | 22 |
| 3rd Dwn M/A/Pct | 83/219 37.9 | 83/199 41.7 |
| 4th Dwn M/A/Pct | 10/20 50.0 | 4/14 28.6 |
| TOTAL NET YARDS | 4849 | 4854 |
| Avg. Per Game | 304.3 | 303.4 |
| Total Plays | 1035 | 928 |
| Avg. Per Play | 4.7 | 5.2 |
| NET YARDS RUSHING | 1727 | 2034 |
| Avg. Per Game | 107.9 | 127.1 |
| Total Rushes | 450 | 438 |
| NET YARDS PASSING | 3142 | 2820 |
| Avg. Per Game | 196.4 | 176.3 |
| Tackled/Yds Lost | 62/418 | 37/247 |
| Gross Yards | 3560 | 3067 |
| Air./Completions | 523/317 | 453/261 |
| Completion Pct. | 60.6 | 57.6 |
| Had Intercepted | 17 | 12 |
| PUNTS/AVERAGE | 67/45.3 | 64/46.1 |
| NET PUNTING YARDS | 36.2 | 39.1 |
| PENALTIES/YARDS | 106/880 | 102/861 |
| FUMBLES/BALL LOST | 23/11 | 23/13 |
| TOUCHDOWNS | 31 | 46 |
| Rushing | 10 | 18 |
| Passing | 16 | 26 |
| Defense/Return | 4/1 | 1/1 |
| TIME OF POSSESSION | 32:56 | 27:04 |

| RUSHING | NO. | YDS. | AVG. | LG | TD |
|-----------|-----|------|------|----|----|
| Faulk | 264 | 1054 | 4.0 | 45 | 7 |
| Crockett | 95 | 300 | 3.2 | 20 | 1 |
| Harbaugh | 36 | 206 | 5.7 | 18 | 0 |
| Warren | 28 | 80 | 2.9 | 11 | 2 |
| Grace | 10 | 66 | 6.6 | 29 | 0 |
| Bailey | 3 | 20 | 6.7 | 18 | 0 |
| Holcomb | 5 | 5 | 1.0 | 3 | 0 |
| Justin | 6 | 2 | 0.3 | 3 | 0 |
| Portis | 1 | 1 | 1.0 | 1 | 0 |
| Harrison | 2 | -7 | -3.5 | 0 | 0 |
| COLTS | 450 | 1727 | 3.8 | 45 | 10 |
| OPPONENTS | 438 | 2034 | 4.6 | 80 | 18 |

| RECEIVING | NO. | YDS. | AVG. | LG | TD |
|-----------|-----|------|------|----|----|
| Harrison | 73 | 866 | 11.9 | 44 | 6 |
| Dawkins | 68 | 804 | 11.8 | 51 | 2 |
| Faulk | 47 | 471 | 10.0 | 58 | 1 |
| Dilger | 27 | 380 | 14.1 | 43 | 3 |
| Bailey | 26 | 329 | 12.7 | 22 | 3 |
| Stablein | 25 | 253 | 10.1 | 30 | 1 |
| Warren | 20 | 192 | 9.6 | 31 | 0 |
| Crockett | 15 | 112 | 7.5 | 19 | 0 |
| Pollard | 10 | 116 | 11.6 | 28 | 0 |
| Slutzker | 3 | 22 | 7.3 | 11 | 0 |
| Doering | 2 | 12 | 6.0 | 8 | 0 |
| Glenn | 1 | 3 | 3.0 | 3 | 0 |
| COLTS | 317 | 3560 | 11.2 | 58 | 16 |
| OPPONENTS | 261 | 3067 | 11.8 | 74 | 26 |

| INTERCEPTIONS | NO. | YDS. | AVG. | LG | TD |
|---------------|-----|------|------|----|----|
| Belser | 2 | 121 | 60.5 | 50 | 1 |
| Caryatt | 2 | 3 | 1.5 | 3 | 0 |
| C. Gray | 2 | 0 | 0.0 | 0 | 0 |
| Alexander | 1 | 43 | 43.0 | 43 | 1 |
| Mathis | 1 | 31 | 31.0 | 31 | 0 |
| Johnson | 1 | 18 | 18.0 | 18 | 0 |
| Clark | 1 | 14 | 14.0 | 14 | 0 |
| Blackmon | 1 | 2 | 2.0 | 2 | 0 |
| Morrison | 1 | 2 | 2.0 | 2 | 0 |
| COLTS | 12 | 234 | 19.5 | 52 | 2 |
| OPPONENTS | 17 | 285 | 16.8 | 43 | 0 |

| SCORE BY PERIODS | 1 | 2 | 3 | 4 | OT | TOTAL |
|------------------|----|-----|----|-----|----|-------|
| COLTS | 62 | 103 | 50 | 98 | | 313 |
| OPPONENTS | 74 | 141 | 65 | 121 | | 401 |

| SCORING | TDR | TDP | TDRT | PAT | FG | 2P | S | TP |
|-----------|-----|-----|------|-------|-------|----|---|-----|
| Blanchard | | | | 21-21 | 32-41 | | | 117 |
| Faulk | 7 | 1 | | | | | | 48 |
| Harrison | | 6 | | | | | 2 | 48 |
| Bailey | 3 | | | | | | | 18 |
| Dilger | 3 | | | | | | | 18 |
| Dawkins | 2 | | | | | | | 12 |
| Warren | 2 | | | | | | | 12 |
| Stablein | 1 | | | | | | | 8 |
| Alexander | | 1 | | | | | | 6 |
| Belser | | 1 | | | | | | 6 |
| Blackmon | | 1 | | | | | | 6 |

| PASSING | ATT. | COMP. | YDS. | PCT. | AVG./ATT. | TD | TD% | INT. | INT.% | LG | SACKED | RATING |
|-----------|------|-------|------|------|-----------|----|-----|------|-------|----|--------|--------|
| Harbaugh | 309 | 189 | 2060 | 61.2 | 6.67 | 10 | 3.2 | 4 | 1.3 | 58 | 41/256 | 86.2 |
| Justin | 140 | 83 | 1046 | 59.3 | 7.47 | 5 | 3.6 | 5 | 3.6 | 44 | 10/ 86 | 79.6 |
| Holcomb | 73 | 45 | 454 | 61.6 | 6.22 | 1 | 1.4 | 8 | 11.0 | 41 | 11/ 76 | 44.3 |
| Warren | 1 | 0 | 0 | 0.0 | 0.00 | 0 | 0.0 | 0 | 0.0 | 0 | 0/ 0 | 39.6 |
| COLTS | 523 | 317 | 3560 | 60.6 | 6.81 | 16 | 3.1 | 17 | 3.3 | 58 | 62/418 | 77.6 |
| OPPONENTS | 453 | 261 | 3067 | 57.6 | 6.77 | 26 | 5.7 | 12 | 2.6 | 74 | 37/247 | 86.4 |

1998

RECORD: 3-13 COACH: JIM MORA

FIFTH - AFC EASTERN DIVISION

HOME: 3-5 AWAY: 0-8

DIV: 1-7 CONF: 3-9 NCONF: 0-4

| DATE | RESULTS | OPPONENT | ATTENDANCE | SCORING | TDR | TDP | TDR% | PAT | FG | 2P | S | TP | PUNTING | NO. | YDS. | AVG. | TB | IN20 | LG | BLK. | |
|-------|---------|----------|-----------------|-----------|------------------|---------------------------|-----------|-----------|-----------|-----------|-----------|------------|------------------------|-----------|-------------|-------------|-------------|-----------|-----------|----------|--|
| 9/7 | L | 15-24 | MIAMI | 60,587 | Dilger | | 1 | | | 1 | | 8 | Gardocki | 79 | 3583 | 45.4 | 10 | 23 | 62 | 0 | |
| 9/13 | L | 6-29 | @ New England | 60,068 | Green | | 1 | | | | | 6 | COLTS | 79 | 3583 | 45.4 | 10 | 23 | 62 | 0 | |
| 9/20 | L | 6-44 | @ New York Jets | 79,469 | Patton | | 1 | | | | | 6 | OPPONENTS | 68 | 3032 | 44.6 | 10 | 21 | 73 | 0 | |
| 9/27 | L | 13-19 | NEW ORLEANS | OT 48,480 | COLTS | 7 | 26 | | 23/23 | 27/31 | 4 | 310 | PUNT RETURNS | NO. | YDS. | AVG. | LG | TD | | | |
| 10/4 | W | 17-12 | SAN DIEGO | 51,988 | OPPONENTS | 20 | 27 | 5 | 44/45 | 28/37 | 2 | 444 | Bailey | 19 | 4 | 176 | 9.3 | 33 | 0 | | |
| 10/11 | L | 24-31 | BUFFALO | 52,938 | 2-Point | Colts 4-10, Opponents 2-6 | | | | | | | Poole | 12 | 6 | 107 | 8.9 | 16 | 0 | | |
| 10/18 | L | 31-34 | @ San Francisco | 68,486 | FGS | 1-19 | 20-29 | 30-39 | 40-49 | 50+ | TOT. | | Belsler | 1 | 0 | 53 | 53.0 | 53 | 0 | | |
| 11/1 | L | 16-21 | NEW ENGLAND | 58,056 | Vanderjagt | 1-1 | 8-8 | 4-4 | 8-9 | 6-9 | 27-31 | | McGuire | 2 | 1 | 4 | 2.0 | 4 | 0 | | |
| 11/8 | L | 14-27 | @ Miami | 73,400 | COLTS | 1-1 | 8-8 | 4-4 | 8-9 | 6-9 | 27-31 | | COLTS | 34 | 11 | 340 | 10.0 | 53 | 0 | | |
| 11/15 | W | 24-23 | NEW YORK JETS | 55,520 | OPP. | 1-1 | 12-13 | 5-5 | 8-12 | 2-6 | 28-37 | | OPPONENTS | 42 | 16 | 451 | 10.7 | 40 | 0 | | |
| 11/22 | L | 11-34 | @ Buffalo | 49,032 | | | | | | | | | KICKOFF RETURNS | NO. | YDS. | AVG. | LG | TD | | | |
| 11/29 | L | 31-38 | @ Baltimore | 68,898 | Vanderjagt | 51 | 27 | 20 | 43 | 24 | 52 | 19 | 48 | 40 | 51 | 40 | | | | | |
| 12/6 | L | 21-28 | @ Atlanta | 61,141 | (22 | 33 | 43 | 41 | 38 | 53 | 50 | | Bailey | 34 | 759 | 22.3 | 44 | 0 | | | |
| 12/13 | W | 39-26 | CINCINNATI | 55,179 | 32 | 48 | 20 | 22 | 28 | 47 | 42 | | Elias | 14 | 317 | 22.6 | 29 | 0 | | | |
| 12/20 | L | 23-27 | @ Seattle | 58,703 | OPPONENTS | (22 | 51 | 19 | 23 | 52 | 42 | (36 | Warren | 8 | 152 | 19.0 | 26 | 0 | | | |
| 12/27 | L | 19-27 | CAROLINA | 58,182 | (50 | 47 | 25 | 53 | 39 | 27 | 43 | 24 | Hetherington | 5 | 71 | 14.2 | 20 | 0 | | | |
| | | | | | (35 | 24 | 43 | 48 | 47 | 47 | 41 | 26 | McGuire | 4 | 75 | 18.8 | 28 | 0 | | | |
| | | | | | (50 | 47 | 25 | 53 | 39 | 27 | 43 | 24 | Clark | 3 | 38 | 12.7 | 15 | 0 | | | |
| | | | | | (21 | 23 | 37 | 40 | 25 | 47 | | | Dilger | 1 | 14 | 14.0 | 14 | 0 | | | |
| | | | | | (35 | 24 | 43 | 48 | 47 | 47 | 41 | 26 | Pollard | 1 | 4 | 4.0 | 4 | 0 | | | |
| | | | | | (21 | 23 | 37 | 40 | 25 | 47 | | | Morrison | 1 | 2 | 2.0 | 2 | 0 | | | |
| | | | | | (35 | 24 | 43 | 48 | 47 | 47 | 41 | 26 | COLTS | 71 | 1432 | 20.2 | 44 | 0 | | | |
| | | | | | (21 | 23 | 37 | 40 | 25 | 47 | | | OPPONENTS | 65 | 1687 | 26.0 | 99 | 1 | | | |

| TEAM STATISTICS | COLTS | OPP |
|--------------------|-------------|-------------|
| TOTAL FIRST DOWNS | 298 | 341 |
| Rushing | 77 | 131 |
| Passing | 190 | 181 |
| Penalty | 31 | 29 |
| 3rd Down: M/A/Pct. | 71/202 35.1 | 89/208 42.8 |
| 4th Down: M/A/Pct. | 4/10 40.0 | 3/9 33.3 |
| TOTAL NET YARDS | 5116 | 5832 |
| Avg. Per Game | 319.8 | 364.5 |
| Total Plays | 982 | 1043 |
| Avg. Per Play | 5.2 | 5.6 |
| NET YARDS RUSHING | 1486 | 2566 |
| Avg. Per Game | 92.9 | 160.4 |
| Total Rushes | 384 | 544 |
| NET YARDS PASSING | 3630 | 3266 |
| Avg. Per Game | 226.9 | 204.1 |
| Tackled/Yards Lost | 22/109 | 38/231 |
| Gross Yards | 3739 | 3497 |
| Alt./Completions | 576/326 | 461/275 |
| Completion Pct. | 56.6 | 59.7 |
| Had Intercepted | 28 | 8 |
| PUNTS/AVERAGE | 79/45.4 | 68/44.6 |
| NET PUNTING AVG. | 37.1 | 36.6 |
| PENALTIES/YARDS | 106/853 | 108/917 |
| FUMBLES/YARDS LOST | 10/5 | 29/11 |
| TOUCHDOWNS | 33 | 52 |
| Rushing | 7 | 20 |
| Passing | 26 | 27 |
| Defense/Return | 0/0 | 3/2 |
| POSSESSION AVG. | 27:47 | 32:13 |

| RUSHING | NO. | YDS. | AVG. | LG | TD |
|------------------|------------|-------------|------------|-----------|-----------|
| Faulk | 324 | 1319 | 4.1 | 68 | 6 |
| Manning | 15 | 62 | 4.1 | 15 | 0 |
| Warren | 25 | 61 | 2.4 | 14 | 1 |
| Elias | 8 | 24 | 3.0 | 8 | 0 |
| Heyward | 6 | 15 | 2.5 | 8 | 0 |
| Crockett | 2 | 5 | 2.5 | 5 | 0 |
| Small | 1 | 2 | 2.0 | 2 | 0 |
| Patton | 3 | -2 | -0.7 | 4 | 0 |
| COLTS | 384 | 1486 | 3.9 | 68 | 7 |
| OPPONENTS | 544 | 2566 | 4.7 | 51 | 20 |

| RECEIVING | NO. | YDS. | AVG. | LG | TD |
|------------------|------------|-------------|-------------|-----------|-----------|
| Faulk | 86 | 908 | 10.6 | 78 | 4 |
| Harrison | 59 | 776 | 13.2 | 61 | 7 |
| Patton | 50 | 511 | 10.2 | 45 | 1 |
| Small | 45 | 681 | 15.1 | 53 | 7 |
| Dilger | 31 | 303 | 9.8 | 27 | 1 |
| Pollard | 24 | 309 | 12.9 | 44 | 4 |
| Green | 15 | 177 | 11.8 | 25 | 1 |
| Warren | 11 | 44 | 4.0 | 12 | 1 |
| Elias | 1 | 11 | 11.0 | 11 | 0 |
| Heyward | 1 | 9 | 9.0 | 9 | 0 |
| Banta | 1 | 7 | 7.0 | 7 | 0 |
| Greene | 1 | 2 | 2.0 | 2 | 0 |
| Crockett | 1 | 1 | 1.0 | 1 | 0 |
| COLTS | 326 | 3739 | 11.5 | 78 | 26 |
| OPPONENTS | 275 | 3497 | 12.7 | 82 | 27 |

| SCORE BY PERIODS | 1 | 2 | 3 | 4 | OT | TOTAL |
|------------------|------------|------------|-----------|------------|----------|------------|
| COLTS | 105 | 69 | 47 | 89 | 0 | 310 |
| OPPONENTS | 60 | 170 | 61 | 147 | 6 | 444 |

| SCORING | TDR | TDP | TDR% | PAT | FG | 2P | S | TP |
|------------|-----|-----|------|-------|-------|----|---|-----|
| Vanderjagt | | | | 23/23 | 27/31 | | | 104 |
| Faulk | 6 | 4 | | | | | | 60 |
| Harrison | 7 | | | | | 1 | | 44 |
| Small | 7 | | | | | | | 42 |
| Pollard | 4 | | | | | 2 | | 28 |
| Warren | 1 | 1 | | | | | | 12 |

| INTERCEPTIONS | NO. | YDS. | AVG. | LG | TD |
|------------------|-----------|------------|-------------|-----------|----------|
| Clark | 1 | 30 | 30.0 | 30 | 0 |
| Montgomery | 1 | 22 | 22.0 | 22 | 0 |
| Belsler | 1 | 19 | 19.0 | 19 | 0 |
| Blackmon | 1 | 14 | 14.0 | 14 | 0 |
| Alexander | 1 | 12 | 12.0 | 12 | 0 |
| Barber | 1 | 0 | 0.0 | 0 | 0 |
| Burris | 1 | 0 | 0.0 | 0 | 0 |
| Poole | 1 | 0 | 0.0 | 0 | 0 |
| COLTS | 8 | 97 | 12.1 | 30 | 0 |
| OPPONENTS | 28 | 353 | 12.6 | 59 | 2 |

| PASSING | ATT. | COMP. | YDS. | PCT. | AVG./ATT. | TD | TD% | INT. | INT.% | LG | SACKED | RATING |
|------------------|------------|------------|-------------|-------------|-------------|-----------|------------|-----------|------------|-----------|---------------|-------------|
| Manning | 575 | 326 | 3739 | 56.7 | 6.50 | 26 | 4.5 | 28 | 4.9 | 78 | 22/109 | 71.2 |
| Small | 1 | 0 | 0 | 0.0 | 0.00 | 0 | 0.0 | 0 | 0.0 | 0 | 0/0 | 39.6 |
| TEAM | 576 | 326 | 3739 | 56.6 | 6.49 | 26 | 4.5 | 28 | 4.9 | 78 | 22/109 | 71.1 |
| OPPONENTS | 461 | 275 | 3497 | 59.7 | 7.59 | 27 | 5.9 | 8 | 1.7 | 82 | 38/231 | 95.7 |

| PUNT RETURNS | NO. | FC | YDS. | AVG. | LG | TD |
|------------------|-----------|-----------|------------|-------------|-----------|----------|
| Bailey | 19 | 4 | 176 | 9.3 | 33 | 0 |
| Poole | 12 | 6 | 107 | 8.9 | 16 | 0 |
| Belsler | 1 | 0 | 53 | 53.0 | 53 | 0 |
| McGuire | 2 | 1 | 4 | 2.0 | 4 | 0 |
| COLTS | 34 | 11 | 340 | 10.0 | 53 | 0 |
| OPPONENTS | 42 | 16 | 451 | 10.7 | 40 | 0 |

| KICKOFF RETURNS | NO. | YDS. | AVG. | LG | TD |
|------------------|-----------|-------------|-------------|-----------|----------|
| Bailey | 34 | 759 | 22.3 | 44 | 0 |
| Elias | 14 | 317 | 22.6 | 29 | 0 |
| Warren | 8 | 152 | 19.0 | 26 | 0 |
| Hetherington | 5 | 71 | 14.2 | 20 | 0 |
| McGuire | 4 | 75 | 18.8 | 28 | 0 |
| Clark | 3 | 38 | 12.7 | 15 | 0 |
| Dilger | 1 | 14 | 14.0 | 14 | 0 |
| Pollard | 1 | 4 | 4.0 | 4 | 0 |
| Morrison | 1 | 2 | 2.0 | 2 | 0 |
| COLTS | 71 | 1432 | 20.2 | 44 | 0 |
| OPPONENTS | 65 | 1687 | 26.0 | 99 | 1 |

SACKS: Colts 38.0, Opponents 22.0
 Johnson 8-34; McCoy 6-27; Berry 4-27;
 Whittington 4-23; Chester 3-19; Barber 2-26;
 Montgomery 2-23; Tuinei 2-12; Belsler 1-13;
 Chorak 1-7; Morrison 1-6; Shello 1-6;
 Blackmon 1-1; Fontenot 1-0;

USUAL STARTERS PRO BOWLERS IN BOLDFACE

| OFFENSE | DEFENSE |
|--------------------------|-------------------------|
| WR Jerome Patton | LDE Bernard Whittington |
| LT Tarik Glenn | IDT Tony McCoy |
| LG Steve McKinney | RDT Ellis Johnson |
| C Jay Leeuwenburg | RDE Bertrand Berry |
| RG Tony Manderich | LLB Steve Morrison |
| RT Adam Meadows | MLB Jeff Herrod |
| TE Ken Dilger | Michael Barber |
| WR Marvin Harrison | RLB Elijah Alexander |
| QB Peyton Manning | LCB Jeff Burris |
| RB Marshall Faulk | RCB Tyrone Poole |
| HB Marcus Pollard | SS Robert Blackmon |
| | FS Jason Belsler |

ALLTIME SERIES RECORDS

(HOME GAMES IN BLUE; PLAYOFF GAMES IN ITALICS; *OT;
RECORDS DENOTE THE RESPECTIVE WON-LOSS MARKS OF EACH TEAM ENTERING THE GAME)

COLTS vs. ARIZONA

Points-Allowed: 260-210

Record: 6-6

Home: 196-149

Home: 5-4

Away: 64-61

Away: 1-2

Colts Longest Series Streaks: Won 3, Last 4

| DATE | RECORDS COLTS OP | RESULTS | DATE | RECORDS COLTS OP | RESULTS | DATE | RECORDS COLTS OP | RESULTS |
|----------|---------------------|---------|----------|---------------------|---------|----------|---------------------|---------|
| 11/19/61 | 4-5 4-5 | 16-0 W | 12/ 4/76 | 10-2 8-4 | 17-24 L | 9/16/84 | 1-1 1-1 | 33-34 L |
| 10/12/64 | 3-1 3-0-1 | 47-27 W | 10/ 8/78 | 1-4 0-5 | 30-17 W | 12/ 2/90 | 5-6 3-8 | 17-20 L |
| 11/17/68 | 8-1 5-3-1 | 27-0 W | 10/26/80 | 4-3 2-5 | 10-17 L | 12/20/92 | 7-7 4-10 | 16-13 W |
| 9/17/72 | 0-0 0-0 | 3-10 L | 11/22/81 | 1-10 4-7 | 24-35 L | 9/ 1/96 | 0-0 0-0 | 20-13 W |

STADIUMS: Memorial 3-3 Hoosier/RCA 2-1 Busch Memorial 1-1 Sun Devil 0-1
CARDINALS: Chicago 1953-59; St. Louis 1960-87; Arizona 1988-present

COLTS vs. ATLANTA

Points-Allowed: 291-152

Record: 10-1

Home: 108-46

Home: 4-0

Away: 183-106

Away: 6-1

Colts Longest Series Streaks: Won 10, Last 1

| DATE | RECORDS COLTS OP | RESULTS | DATE | RECORDS COLTS OP | RESULTS | DATE | RECORDS COLTS OP | RESULTS |
|----------|---------------------|---------|----------|---------------------|---------|----------|---------------------|---------|
| 11/13/66 | 6-2 0-8 | 19-7 W | 12/ 1/68 | 10-1 2-9 | 44-0 W | 12/ 7/86 | 0-13 6-6-1 | 28-23 W |
| 9/17/67 | 0-0 0-0 | 38-31 W | 10/ 5/69 | 0-2 1-1 | 21-14 W | 9/24/89 | 0-2 1-1 | 13-9 W |
| 11/12/67 | 6-0-2 1-6-1 | 49-7 W | 11/30/69 | 6-4 3-7 | 13-6 W | 12/ 6/98 | 2-10 10-2 | 21-28 L |
| 9/23/68 | 1-0 0-1 | 28-20 W | 11/17/74 | 1-8 2-7 | 17-7 W | | | |

Sweeps: Colts (3): 1967,68,69
STADIUMS: Memorial 3-0 Hoosier/RCA 1-0 Grant Field 1-0 Fulton County 5-0 Georgia Dome 0-1

COLTS vs. BALTIMORE

Points-Allowed: 57-59

Record: 1-1

Home: 26-21

Home: 1-0

Away: 31-38

Away: 0-1

Colts Longest Series Streaks: Won 1, Last 1

| DATE | RECORDS COLTS OP | RESULTS | DATE | RECORDS COLTS OP | RESULTS |
|----------|---------------------|---------|----------|---------------------|---------|
| 10/13/96 | 4-1 2-3 | 26-21 W | 11/29/98 | 2-9 4-7 | 31-38 L |

STADIUMS: RCA 1-0 Raven's Stadium at Camden Yard 0-1

COLTS vs. BUFFALO

Points-Allowed: 1066-1196

Record: 23-33-1

Home: 542-575

Home: 13-14-1

Away: 524-621

Away: 10-19

Colts Longest Series Streaks: Won 5, Last 6

| DATE | RECORDS COLTS OP | RESULTS | DATE | RECORDS COLTS OP | RESULTS | DATE | RECORDS COLTS OP | RESULTS |
|----------|---------------------|---------|----------|---------------------|---------|----------|---------------------|----------|
| 11/15/70 | 7-1 3-5 | 17-17 T | 10/21/79 | 1-6 3-4 | 14-13 W | 11/12/89 | 4-5 6-3 | 7-30 L |
| 12/13/70 | 9-2-1 3-8-1 | 20-14 W | 10/12/80 | 3-2 5-0 | 17-12 W | 9/ 9/90 | 0-0 0-0 | 10-26 L |
| 10/10/71 | 2-1 0-3 | 43-0 W | 11/30/80 | 6-6 9-3 | 28-24 W | 12/ 9/90 | 5-7 10-2 | 7-31 L |
| 12/ 5/71 | 8-3 1-10 | 24-0 W | 9/13/81 | 1-0 1-0 | 3-35 L | 10/13/91 | 0-6 5-1 | 6-42 L |
| 10/ 1/72 | 0-2 1-1 | 17-0 W | 10/ 4/81 | 1-3 2-2 | 17-23 L | 12/15/91 | 1-13 12-2 | 7-35 L |
| 12/ 3/72 | 4-7 3-8 | 35-7 W | 11/28/82 | 0-3 2-1 | 0-20 L | 9/20/92 | 1-1 2-0 | 0-38 L |
| 10/14/73 | 1-3 3-1 | 13-31 L | 9/18/83 | 1-1 1-1 | 23-28 L | 11/29/92 | 4-7 9-2 | 16-13 W* |
| 11/25/73 | 2-8 5-5 | 17-24 L | 10/16/83 | 4-2 4-2 | 7-30 L | 11/21/93 | 3-6 7-2 | 9-23 L |
| 10/13/74 | 0-4 3-1 | 14-27 L | 9/30/84 | 1-3 0-4 | 31-17 W | 1/ 2/94 | 4-11 11-4 | 10-30 L |
| 12/ 1/74 | 2-9 8-3 | 0-6 L | 12/ 2/84 | 4-9 1-12 | 15-21 L | 10/16/94 | 2-4 4-2 | 27-17 W |
| 10/12/75 | 1-2 3-0 | 31-38 L | 10/ 6/85 | 1-3 0-4 | 49-17 W | 12/24/94 | 7-8 7-8 | 10-9 W |
| 11/ 9/75 | 3-4 5-2 | 42-35 W | 10/20/85 | 2-4 0-6 | 9-21 L | 9/17/95 | 1-1 1-1 | 14-20 L |
| 10/17/76 | 4-1 2-3 | 31-13 W | 10/19/86 | 0-6 1-5 | 13-24 L | 11/ 5/95 | 5-3 5-3 | 10-16 L |
| 12/12/76 | 10-3 2-11 | 58-20 W | 12/14/86 | 1-13 4-10 | 24-14 W | 10/ 6/96 | 4-0 3-1 | 13-16 L* |
| 10/ 2/77 | 2-0 0-2 | 17-14 W | 10/ 4/87 | 0-2 1-1 | 47-6 W | 12/ 1/96 | 6-6 9-3 | 13-10 W* |
| 11/13/77 | 7-1 2-6 | 31-13 W | 12/13/87 | 7-5 6-6 | 3-27 L | 9/21/97 | 0-3 1-2 | 35-37 L |
| 9/24/78 | 1-2 0-3 | 17-24 L | 10/ 9/88 | 1-4 4-1 | 23-34 L | 10/20/97 | 0-6 3-3 | 6-9 L |
| 12/17/78 | 5-10 4-11 | 14-21 L | 12/18/88 | 8-7 12-3 | 17-14 W | 10/11/98 | 1-4 1-3 | 24-31 L |
| 9/30/79 | 0-4 2-2 | 13-31 L | 10/ 8/89 | 2-2 3-1 | 37-14 W | 11/22/98 | 2-8 6-4 | 11-34 L |

Sweeps: Colts (6): 1971,72,76,77,80,94 Bills (11): 1973,74,78,81,83,90,91,93,95,97,98
Splits (10): 1975,79,84,89,92,96
STADIUMS: Memorial 5-7-1 Hoosier/RCA 8-7 War Memorial 3-0 Rich 7-19

COLTS vs. CAROLINA

Points-Allowed: 29-40

Record: 0-2

Home: 19-27

Home: 0-1

Away: 10-13

Away: 0-1

Colts Longest Series Streaks: Last 2

| DATE | RECORDS COLTS OP | RESULTS | DATE | RECORDS COLTS OP | RESULTS |
|----------|---------------------|---------|----------|---------------------|---------|
| 12/ 3/95 | 7-5 5-7 | 10-13 L | 12/27/98 | 3-12 3-12 | 19-27 L |

STADIUMS: RCA Dome 0-1 Clemson Memorial 0-1

COLTS vs. CHICAGO

Points-Allowed: 770-742

Record: 21-16
Home: 413-374

Home: 11-8
Away: 357-368

Away: 10-8
Colts Longest Series Streaks: Won 7, Lost 6

| DATE | RECORDS | | RESULTS | DATE | RECORDS | | RESULTS | DATE | RECORDS | | RESULTS |
|----------|---------|-----|---------|----------|---------|-------|---------|----------|---------|------|----------|
| | COLTS | OP | | | COLTS | OP | | | COLTS | OP | |
| 9/27/53 | 0-0 | 0-0 | 13- 9 W | 10/18/59 | 2-1 | 1-2 | 21- 7 W | 10/ 9/66 | 2- 1 | 1-2 | 17-27 L |
| 10/11/53 | 1-1 | 1-1 | 16-14 W | 10/ 2/60 | 1-0 | 1-0 | 42- 7 W | 12/ 4/66 | 7- 4 | 4-52 | 21-16 W |
| 10/10/54 | 1-1 | 1-1 | 9-28 L | 11/13/60 | 5-2 | 3-2-1 | 24-20 W | 10/ 8/67 | 3- 0 | 1-2 | 24- 3 W |
| 11/21/54 | 1-7 | 4-4 | 13-28 L | 10/15/61 | 2-2 | 2-2 | 10-24 L | 10/ 6/68 | 3- 0 | 1-2 | 28- 7 W |
| 9/25/55 | 0-0 | 0-0 | 23-17 W | 10/29/61 | 3-3 | 4-2 | 20-21 L | 11/23/69 | 5- 4 | 1-8 | 24-21 W* |
| 10/16/55 | 3-0 | 0-3 | 10-38 L | 10/21/62 | 3-2 | 3-2 | 15-35 L | 11/29/70 | 7- 2-1 | 4-6 | 21-20 W |
| 9/30/56 | 0-0 | 0-0 | 28-21 W | 11/25/62 | 5-5 | 6-4 | 0-57 L | 9/21/75 | 0- 0 | 0-0 | 35- 7 W |
| 10/21/56 | 1-2 | 2-1 | 27-58 L | 10/ 6/63 | 1-2 | 3-0 | 3-10 L | 9/25/83 | 1- 2 | 1-2 | 22-19 W* |
| 10/ 5/57 | 1-0 | 0-1 | 21-10 W | 11/ 3/63 | 3-4 | 6-1 | 7-17 L | 12/ 8/85 | 3-10 | 12-1 | 10-17 L |
| 11/17/57 | 4-3 | 3-4 | 29-14 W | 9/27/64 | 1-1 | 1-1 | 52- 0 W | 9/11/88 | 0- 1 | 1-0 | 13-17 L |
| 10/ 4/58 | 1-0 | 1-0 | 51-38 W | 11/ 8/64 | 7-1 | 2-6 | 40-24 W | 11/17/91 | 1- 9 | 8-2 | 17-31 L |
| 11/16/58 | 6-1 | 5-2 | 17- 0 W | 11/ 7/65 | 6-1 | 4-3 | 26-21 W | | | | |
| 10/ 3/59 | 1-0 | 0-1 | 21-26 L | 12/ 5/65 | 9-1-1 | 7-4 | 0-13 L | | | | |

Sweeps: Colts [5]: 1953,57,58,60,64 Bears [4]: 1954,61,62,63
 Splits [5]: 1955,56,59,65,66
 STADIUMS: Memorial 11-6 Hoosier/RCA 0-2 Wrigley Field 9-7 Soldier Field 1-1

COLTS vs. CINCINNATI

Points-Allowed: 442-424

Record: 11-8
Home: 227-241

Home: 4-6
Away: 215-183

Away: 7-2
Colts Longest Series Streaks: Won 5, Lost 3

| DATE | RECORDS | | RESULTS | DATE | RECORDS | | RESULTS | DATE | RECORDS | | RESULTS |
|----------|---------|-----|---------|----------|---------|-----|---------|----------|---------|------|----------|
| | COLTS | OP | | | COLTS | OP | | | COLTS | OP | |
| 12/26/70 | 11-2-1 | 8-6 | 17- 0 W | 10/11/81 | 1-4 | 3-2 | 19-41 L | 12/27/92 | 8-7 | 5-10 | 21-17 W |
| 11/19/72 | 2-7 | 5-4 | 20-19 W | 12/ 5/82 | 0-4 | 3-1 | 17-20 L | 9/12/93 | 0-1 | 0- 1 | 9- 6 W |
| 11/ 3/74 | 1-6 | 4-3 | 14-24 L | 10/ 2/83 | 2-2 | 1-3 | 34-31 W | 11/20/94 | 4-6 | 2- 8 | 17-13 W |
| 9/19/76 | 1-0 | 1-0 | 28-27 W | 9/13/87 | 0-0 | 0-0 | 21-23 L | 9/ 3/95 | 0-0 | 0- 0 | 21-24 L* |
| 11/ 4/79 | 3-6 | 2-7 | 38-28 W | 10/22/89 | 3-3 | 4-2 | 23-12 W | 12/22/96 | 9-6 | 7- 8 | 24-31 L |
| 12/ 7/80 | 7-6 | 4-9 | 33-34 L | 11/25/90 | 4-6 | 6-4 | 34-20 W | 11/ 9/97 | 0-9 | 2- 7 | 13-28 L |
| | | | | | | | | 12/13/98 | 2-11 | 2-11 | 39-26 W |

STADIUMS: Memorial 3-3 Hoosier/RCA 1-3 Riverfront/Cinergy 7-2

COLTS vs. CLEVELAND

Points-Allowed: 452-507

Record: 9-15
Home: 219-268

Home: 4-8
Away: 233-239

Away: 5-7
Colts Longest Series Streaks: Won 2, Lost 6

| DATE | RECORDS | | RESULTS | DATE | RECORDS | | RESULTS | DATE | RECORDS | | RESULTS |
|----------|---------|--------|---------|----------|---------|-----|---------|----------|---------|-------|----------|
| | COLTS | OP | | | COLTS | OP | | | COLTS | OP | |
| 11/11/56 | 2-3 | 2-4 | 21- 7 W | 9/16/73 | 0-0 | 0-0 | 14-24 L | 12/ 6/87 | 6- 5 | 7-4 | 9- 7 W |
| 11/ 1/59 | 4-1 | 3-2 | 31-38 L | 11/ 2/75 | 2-4 | 0-6 | 21- 7 W | 1/ 9/88 | 9- 6 | 10-5 | 21-38 L |
| 10/14/62 | 2-2 | 2-2 | 36-14 W | 11/19/78 | 5-6 | 5-6 | 24-45 L | 9/19/88 | 0- 2 | 1-1 | 17-23 L |
| 12/27/64 | 1-2 | 10-3-1 | 0-27 L | 9/16/79 | 0-2 | 2-0 | 10-13 L | 12/10/89 | 6- 7 | 7-5-1 | 23-17 W* |
| 10/20/68 | 5-0 | 2-3 | 20-30 L | 11/ 9/80 | 5-4 | 6-3 | 27-28 L | 12/ 1/91 | 1-11 | 15-7 | 10-31 L |
| 12/29/68 | 1-4-1 | 11-4 | 34- 0 W | 10/25/81 | 1-6 | 3-4 | 28-42 L | 9/ 6/92 | 0- 0 | 0-0 | 14- 3 W |
| 9/26/71 | 1-0 | 1-0 | 13-14 L | 11/27/83 | 6-6 | 7-5 | 23-41 L | 9/26/93 | 1- 1 | 3-0 | 23-10 W |
| 12/26/71 | 10-4 | 9-5 | 20- 3 W | 11/ 2/86 | 0-8 | 5-3 | 9-24 L | 9/25/94 | 1- 2 | 2-1 | 14-21 L |

STADIUMS: Memorial 1-5 Hoosier/RCA 3-3 Municipal/Cleveland 5-7
 BROWNS: Cleveland 1953-95

COLTS vs. DALLAS

Points-Allowed: 200-266

Record: 5-7
Home: 39-102

Home: 1-3
Away: 110-148

Away: 2-4
Neutral: 2-0
Colts Longest Series Streaks: Won 3, Lost 6

| DATE | RECORDS | | RESULTS | DATE | RECORDS | | RESULTS | DATE | RECORDS | | RESULTS |
|----------|---------|--------|---------|----------|---------|------|---------|----------|---------|------|---------|
| | COLTS | OP | | | COLTS | OP | | | COLTS | OP | |
| 10/30/60 | 3-2 | 0-5 | 45- 7 W | 1/17/71 | 13- 2-1 | 12-4 | 16-13 W | 12/ 6/81 | 1-12 | 10-3 | 13-37 L |
| 1/ 9/66 | 10-4-1 | 10-4-1 | 35- 3 W | 10/15/72 | 1- 3 | 3-1 | 0-21 L | 10/28/84 | 3- 5 | 5-3 | 3-22 L |
| 12/ 3/67 | 9-0-2 | 8-3 | 23-17 W | 9/26/76 | 2- 0 | 2-0 | 27-30 L | 10/10/93 | 2- 2 | 2-2 | 3-27 L |
| 12/13/69 | 7-4-1 | 9-2-1 | 10-27 L | 9/ 4/78 | 0- 0 | 0-0 | 0-38 L | 9/15/96 | 2- 0 | 1-1 | 25-24 W |

STADIUMS: Memorial 1-2 Hoosier/RCA 0-1 Cotton Bowl 1-1 Texas 1-3 Orange Bowl 2-0

COLTS vs. DENVER

Points-Allowed: 163-230

Record: 2-9
Home: 105-105

Home: 2-4
Away: 58-125

Away: 0-5
Colts Longest Series Streaks: Won 1, Lost 4

| DATE | RECORDS | | RESULTS | DATE | RECORDS | | RESULTS | DATE | RECORDS | | RESULTS |
|----------|---------|-------|---------|----------|---------|-----|---------|----------|---------|-----|---------|
| | COLTS | OP | | | COLTS | OP | | | COLTS | OP | |
| 11/10/74 | 1-7 | 3-4-1 | 6-17 L | 9/11/83 | 1-0 | 1-0 | 10-17 L | 10/15/89 | 3-2 | 4-1 | 3-14 L |
| 11/27/77 | 9-1 | 9-1 | 13-27 L | 12/11/83 | 6-8 | 8-6 | 19-21 L | 10/21/90 | 2-3 | 2-4 | 17-27 L |
| 10/22/78 | 2-5 | 5-2 | 7- 6 W | 10/13/85 | 2-3 | 3-2 | 10-15 L | 10/ 3/93 | 2-1 | 2-1 | 13-35 L |
| 9/20/81 | 1-1 | 1-1 | 10-28 L | 10/31/88 | 3-5 | 4-4 | 55-23 W | | | | |

Sweeps: Broncos [1]: 1983
 STADIUMS: Memorial 1-2 Hoosier/RCA 1-2 Mile High 0-5

COLTS vs. DETROIT
Points-Allowed: 758-730

Record: 17-18-2
Home: 415-350

Home: 9-9-1
Away: 343-380

Away: 8-9-1
Colts Longest Series Streaks: Won 4, Lost 4

| DATE | RECORDS COLTS OP | RESULTS | DATE | RECORDS COLTS OP | RESULTS | DATE | RECORDS COLTS OP | RESULTS |
|----------|---------------------|---------|----------|---------------------|---------|----------|---------------------|---------|
| 10/ 3/53 | 1-0 1-0 | 17-27 L | 10/11/59 | 1-1 0-2 | 31-24 W | 10/16/66 | 2-2 2-3 | 45-14 W |
| 11/ 7/53 | 3-3 4-2 | 7-17 L | 10/23/60 | 3-1 0-3 | 17-30 L | 11/20/66 | 7- 2 3-6-1 | 14-20 L |
| 10/16/54 | 1-2 2-0 | 0-35 L | 12/ 4/60 | 6-3 4-5 | 15-20 L | 11/19/67 | 7- 0-2 3-4-2 | 41- 7 W |
| 11/ 6/54 | 1-5 4-1 | 3-27 L | 9/24/61 | 1-0 1-0 | 15-16 L | 11/10/68 | 7- 1 3-4-1 | 27-10 W |
| 10/ 1/55 | 1-0 0-1 | 28-13 W | 10/22/61 | 2-3 3-2 | 17-14 W | 12/ 7/69 | 7- 4 7-4 | 17-17 T |
| 11/ 5/55 | 4-2 0-6 | 14-24 L | 9/30/62 | 2-0 2-0 | 20-29 L | 10/21/73 | 1- 4 1-3-1 | 29-27 W |
| 10/ 6/56 | 1-0 1-0 | 14-31 L | 12/ 2/62 | 5-6 9-2 | 14-21 L | 12/11/77 | 9- 3 5-7 | 10-13 L |
| 11/18/56 | 3-3 6-1 | 3-27 L | 10/20/63 | 2-3 2-3 | 25-21 W | 11/16/80 | 5- 5 6-4 | 10- 9 W |
| 9/29/57 | 0-0 0-0 | 34-14 W | 11/10/63 | 3-5 4-4 | 24-21 W | 9/22/85 | 0- 2 2-0 | 14- 6 W |
| 10/20/57 | 3-0 2-1 | 27-31 L | 10/25/64 | 5-1 4-1-1 | 3-4 0 W | 9/22/91 | 0- 3 2-1 | 24-33 L |
| 9/28/58 | 0-0 0-0 | 28-15 W | 12/ 6/64 | 11-1 5-5-2 | 14-31 L | 11/23/97 | 1-10 5-6 | 10-32 L |
| 10/19/58 | 3-0 0-2-1 | 40-14 W | 10/10/65 | 2-1 3-0 | 31- 7 W | | | |
| 9/27/59 | 0-0 0-0 | 21- 9 W | 11/25/65 | 9-1 5-5 | 24-24 T | | | |

Sweeps: Colts (3): 1958,59,63 Lions (5): 1953,54,56,60,62
Splits (5): 1955,57,61,64,66
STADIUMS: Memorial 8-8-1 Hoosier/RCA 1-1 Briggs/Tiger 7-8-1 Silverdome 1-1

COLTS vs. GREEN BAY
Points-Allowed: 847-817

Record: 19-19-1
Home: 495-395

Home: 11-8-1
Away: 352-422

Away: 8-11
Colts Longest Series Streaks: Won 4, Lost 5

| DATE | RECORDS COLTS OP | RESULTS | DATE | RECORDS COLTS OP | RESULTS | DATE | RECORDS COLTS OP | RESULTS |
|----------|---------------------|---------|----------|---------------------|---------|----------|---------------------|----------|
| 10/18/53 | 2-1 0-3 | 14-37 L | 11/15/59 | 4-3 3-4 | 28-24 W | 12/26/65 | 10- 3-1 10-3-1 | 10-13 L* |
| 10/31/53 | 3-2 1-4 | 24-35 L | 10/ 9/60 | 2-0 1-1 | 21-35 L | 9/10/66 | 0- 0 0-0 | 3-24 L |
| 10/24/54 | 1-3 1-3 | 6- 7 L | 11/ 6/60 | 4-2 4-1 | 38-24 W | 12/10/66 | 4- 4 10-2 | 10-14 L |
| 11/13/54 | 1-6 3-4 | 13-24 L | 10/ 8/61 | 2-1 2-1 | 7-45 L | 11/ 5/67 | 5- 0-2 5-1-1 | 13-10 W |
| 10/ 8/55 | 2-0 2-0 | 24-20 W | 11/ 5/61 | 3-4 6-1 | 45-21 W | 12/ 7/68 | 11- 1 5-6-1 | 16- 3 W |
| 10/29/55 | 3-2 3-2 | 14-10 W | 10/28/62 | 3-3 6-0 | 6-17 L | 11/ 9/69 | 4- 3 5-2 | 14- 6 W |
| 10/14/56 | 1-1 0-2 | 33-38 L | 11/18/62 | 5-4 9-0 | 13-17 L | 11/ 9/70 | 6- 1 4-3 | 13-10 W |
| 10/28/56 | 1-3 2-2 | 28-21 W | 9/29/63 | 1-1 1-1 | 20-31 L | 9/22/74 | 0- 1 0-1 | 13-20 L |
| 10/13/57 | 2-0 1-1 | 45-17 W | 10/27/63 | 3-3 5-1 | 20-34 L | 12/19/82 | 0- 6 4-2 | 20-20 T |
| 10/27/57 | 3-1 1-3 | 21-24 L | 9/20/64 | 0-1 1-0 | 21-20 W | 10/27/85 | 2- 5 3-4 | 37-10 W |
| 10/12/58 | 2-0 0-1-1 | 24-17 W | 10/18/64 | 4-1 3-2 | 24-21 W | 11/13/88 | 5- 5 2-8 | 20-13 W |
| 11/ 2/58 | 5-0 1-3-1 | 56- 0 W | 9/26/65 | 1-0 1-0 | 17-20 L | 11/24/91 | 1-10 2-9 | 10-14 L |
| 10/25/59 | 3-1 3-1 | 38-21 W | 12/12/65 | 9-2-1 9-3 | 27-42 L | 11/16/97 | 0-10 8-2 | 41-38 W |

Sweeps: Colts (4): 1955,58,59,64 Packers (6): 1953,54,62,63,65,66
Splits (4): 1956,57,60,61
STADIUMS: Memorial 9-8-1 Hoosier/RCA 2-0 Green Bay City Field 0-1 Lambeau 3-5 County 5-5

COLTS vs. JACKSONVILLE
Points-Allowed: 41-31

Record: 1-0
Home: 0-0

Home: 0-0
Away: 41-31

Away: 1-0
Colts Longest Series Streaks: Won 1

| DATE | RECORDS COLTS OP | RESULTS |
|----------|---------------------|---------|
| 12/10/95 | 7-6 3-10 | 41-31 W |

STADIUMS: Jacksonville Municipal 1-0

COLTS vs. KANSAS CITY
Points-Allowed: 209-239

Record: 6-6
Home: 110-125

Home: 2-3
Away: 99-114

Away: 4-3
Colts Longest Series Streaks: Won 3, Lost 2

| DATE | RECORDS COLTS OP | RESULTS | DATE | RECORDS COLTS OP | RESULTS | DATE | RECORDS COLTS OP | RESULTS |
|----------|---------------------|---------|----------|---------------------|---------|----------|---------------------|---------|
| 9/28/70 | 1-0 0-1 | 24-44 L | 9/ 2/79 | 0- 0 0-0 | 0-14 L | 11/24/85 | 3-8 3-8 | 7-20 L |
| 12/10/72 | 5-7 6-6 | 10-24 L | 12/ 9/79 | 4-10 6-8 | 7-10 L | 10/ 7/90 | 1-3 3-1 | 23-19 W |
| 11/30/75 | 6-4 5-5 | 28-14 W | 11/ 2/80 | 4- 4 4-4 | 31-24 W | 1/ 7/96 | 10-7 13-3 | 10- 7 W |
| 10/16/77 | 4-0 0-4 | 17- 6 W | 12/21/80 | 7- 8 7-8 | 28-38 L | 12/15/96 | 8-6 9-5 | 24-19 W |

Sweeps: Chiefs (1): 1979
Splits (1): 1980
STADIUMS: Memorial 1-3 Hoosier/RCA 1-0 Arrowhead 4-3

COLTS vs. MIAMI

Points-Allowed: 948-1311

Record: 19-40

Home: 506-563

Home: 12-17

Away: 442-748

Away: 7-23

Colts Longest Series Streaks: Won 5, Lost 14

| DATE | RECORDS COLTS | OP | RESULTS | DATE | RECORDS COLTS | OP | RESULTS | DATE | RECORDS COLTS | OP | RESULTS |
|----------|---------------|------|----------|----------|---------------|------|---------|----------|---------------|------|----------|
| 11/ 1/70 | 5- 1 | 4-2 | 35- 0 W | 11/11/79 | 4- 6 | 6-4 | 0-19 L | 11/ 5/89 | 4- 4 | 4-4 | 13-19 L |
| 11/22/70 | 7- 1 | 5-4 | 17-34 L | 11/25/79 | 4- 8 | 7-5 | 24-28 L | 12/17/89 | 7- 7 | 8-6 | 42-13 W |
| 11/21/71 | 7- 2 | 7-1 | 14-17 L | 10/ 5/80 | 2- 2 | 3-1 | 30-17 W | 10/28/90 | 2- 4 | 5-1 | 7-27 L |
| 12/11/71 | 9- 3 | 9-2 | 14- 3 W | 12/14/80 | 7- 7 | 7-7 | 14-24 L | 12/30/90 | 7- 8 | 11-4 | 17-23 L |
| 1/ 2/72 | 11- 4 | 11-3 | 0-21 L | 9/27/81 | 1- 2 | 3-0 | 28-31 L | 9/ 8/91 | 0- 1 | 0-1 | 6-17 L |
| 10/29/72 | 1- 5 | 6-0 | 0-23 L | 11/ 1/81 | 1- 7 | 5-2 | 10-27 L | 11/ 3/91 | 0- 8 | 3-5 | 6-10 L |
| 12/16/72 | 5- 8 | 13-0 | 0-16 L | 9/19/82 | 0- 1 | 1-0 | 20-24 L | 10/25/92 | 3- 3 | 6-0 | 31-20 W |
| 11/11/73 | 2- 6 | 7-1 | 0-44 L | 1/ 2/83 | 0- 7 | 6-2 | 7-34 L | 11/ 8/92 | 4- 4 | 6-2 | 0-28 L |
| 12/ 9/73 | 2-10 | 11-1 | 16- 3 W | 10/23/83 | 4- 3 | 4-3 | 7-21 L | 11/ 0/92 | 0- 0 | 0-0 | 20-24 L |
| 10/27/74 | 1- 5 | 4-2 | 7-17 L | 11/20/83 | 6- 5 | 7-4 | 0-37 L | 10/24/93 | 2- 3 | 4-1 | 27-41 L |
| 12/ 8/74 | 2-10 | 9-3 | 16-17 L | 9/23/84 | 1- 2 | 3-0 | 7-44 L | 11/ 6/94 | 4- 5 | 6-2 | 21-22 L |
| 11/23/75 | 5- 4 | 7-2 | 33-17 W | 12/ 9/84 | 4-10 | 12-2 | 17-35 L | 12/18/94 | 6- 8 | 9-5 | 10- 6 W |
| 12/14/75 | 8- 4 | 9-3 | 10- 7 W* | 9/15/85 | 0- 1 | 0-1 | 13-30 L | 10/ 8/95 | 2- 2 | 4-0 | 27-24 W* |
| 10/10/76 | 3- 1 | 2-2 | 28-14 W | 11/17/85 | 3- 7 | 6-4 | 20-34 L | 11/26/95 | 6- 5 | 6-5 | 36-28 W |
| 11/22/76 | 8- 2 | 5-5 | 17-16 W | 9/14/86 | 0- 1 | 0-1 | 10-30 L | 9/23/96 | 3- 0 | 3-0 | 10- 6 W |
| 10/ 9/77 | 3- 0 | 3-0 | 45-28 W | 10/26/86 | 0- 7 | 2-5 | 13-17 L | 11/10/96 | 5- 4 | 4-5 | 13-37 L |
| 12/ 5/77 | 9- 2 | 8-3 | 6-17 L | 9/20/87 | 0- 1 | 0-1 | 10-23 L | 8/31/97 | 0- 0 | 0-0 | 10-16 L |
| 9/10/78 | 0- 1 | 0-1 | 0-42 L | 11/15/87 | 4- 4 | 4-4 | 40-21 W | 12/14/97 | 2-12 | 9-5 | 41- 0 W |
| 10/29/78 | 3- 5 | 5-3 | 8-26 L | 9/25/88 | 0- 3 | 1-2 | 15-13 W | 9/ 6/98 | 0- 0 | 0-0 | 15-24 L |
| | | | | 12/ 4/88 | 7- 6 | 5-8 | 31-28 W | 11/ 8/98 | 1- 7 | 5-3 | 14-27 L |

Sweeps: Colts (4): 1975,76,88,95 Dolphins (14): 1972,74,78,79,81-86,90,91,93,98
 Splits (11): 1970,71,73,77,80,87,89,92,94,96,97
 STADIUMS: Memorial 6-8 Hoosier/RCA 6-9 Orange Bowl 3-15 Joe Robbie/Pro Player 4-8

COLTS vs. MINNESOTA

Points-Allowed: 506-423

Record: 12-7-1

Home: 234-130

Home: 8-0

Away: 272-293

Away: 4-7-1

Colts Longest Series Streaks: Won 5, Lost 5

| DATE | RECORDS COLTS | OP | RESULTS | DATE | RECORDS COLTS | OP | RESULTS | DATE | RECORDS COLTS | OP | RESULTS |
|----------|---------------|------|---------|----------|---------------|-----|---------|----------|---------------|-----|---------|
| 10/ 1/61 | 1-1 | 1-1 | 34-33 W | 11/15/64 | 8-1 | 5-4 | 17-14 W | 12/22/68 | 13-1 | 8-6 | 24-14 W |
| 11/12/61 | 4-4 | 1- 7 | 20-28 L | 9/19/65 | 0-0 | 0-0 | 35-16 W | 9/28/69 | 0-1 | 0-1 | 14-52 L |
| 9/23/62 | 1-0 | 0- 1 | 34- 7 W | 11/14/65 | 7-1 | 5-3 | 41-21 W | 10/25/71 | 4-1 | 4-1 | 3-10 L |
| 12/16/62 | 6-7 | 2-10 | 42-17 W | 9/18/66 | 0-1 | 0-0 | 38-23 W | 12/12/82 | 0-5 | 2-3 | 10-13 L |
| 11/17/63 | 4-5 | 3- 6 | 37-34 W | 10/23/66 | 3-2 | 1-3 | 20-17 W | 11/20/88 | 6-5 | 7-4 | 3-12 L |
| 12/ 8/63 | 6-6 | 4- 7 | 41-10 W | 10/22/67 | 4-1 | 1-4 | 20-20 T | 12/21/97 | 3-12 | 8-7 | 28-39 L |
| 9/13/64 | 0-0 | 0- 0 | 24-34 L | 11/24/68 | 9-1 | 6-4 | 21- 9 W | | | | |

Sweeps: Colts (4): 1962,63,65,66
 Splits (2): 1961,64
 STADIUMS: Memorial 8-0 Metropolitan 4-4-1 HHH Metrodome 0-3

COLTS vs. NEW ENGLAND

Points-Allowed: 984-1284

Record: 22-35

Home: 560-631

Home: 12-17

Away: 424-653

Away: 10-18

Colts Longest Series Streaks: Won 3, Lost 6

| DATE | RECORDS COLTS | OP | RESULTS | DATE | RECORDS COLTS | OP | RESULTS | DATE | RECORDS COLTS | OP | RESULTS |
|----------|---------------|------|---------|----------|---------------|------|----------|----------|---------------|------|----------|
| 10/ 4/70 | 1-1 | 1- 1 | 14- 6 W | 11/18/79 | 4- 7 | 7-4 | 21-50 L | 12/ 3/89 | 6- 6 | 4- 8 | 16-22 L |
| 10/25/70 | 4- 1 | 1- 4 | 27- 3 W | 10/19/80 | 4- 2 | 5-1 | 21-37 L | 9/16/90 | 0- 1 | 0-1 | 14-16 L |
| 10/ 3/71 | 1- 1 | 1- 1 | 23- 3 W | 11/23/80 | 6- 5 | 7-4 | 21-47 L | 11/11/90 | 2- 6 | 1- 7 | 13-10 W |
| 12/19/71 | 10-3 | 5- 8 | 17-21 L | 9/ 6/81 | 0- 0 | 0-0 | 29-28 W | 9/ 1/91 | 0- 0 | 0-0 | 7-16 L |
| 11/ 6/72 | 1- 6 | 2- 5 | 24-17 W | 12/20/81 | 1-14 | 2-13 | 23-21 W | 12/ 8/91 | 1-12 | 4- 9 | 17-23 L* |
| 11/26/72 | 3- 7 | 2- 8 | 31- 0 W | 9/12/82 | 0- 0 | 0-0 | 13-24 L | 11/15/92 | 4- 5 | 0- 9 | 34-37 L* |
| 10/ 7/73 | 1- 2 | 0- 3 | 16-24 L | 9/ 4/83 | 0- 0 | 0-0 | 29-23 W | 12/ 6/92 | 5- 7 | 2-10 | 6- 0 W |
| 12/16/73 | 3-10 | 5- 8 | 18-13 W | 10/ 9/83 | 3- 2 | 2- 3 | 12- 7 W | 10/31/93 | 2- 4 | 1- 6 | 9- 6 W |
| 10/ 6/74 | 0- 3 | 3- 0 | 3-42 L | 11/18/84 | 4- 7 | 7-4 | 17-50 L | 12/26/93 | 4-10 | 3-11 | 0-38 L |
| 11/24/74 | 2- 8 | 6- 4 | 17-27 L | 12/16/84 | 4-11 | 8- 7 | 10-16 L | 11/27/94 | 5- 6 | 5- 6 | 10-12 L |
| 10/19/75 | 1- 3 | 0- 4 | 10-21 L | 10/10/85 | 3- 6 | 6- 3 | 15-34 L | 12/11/94 | 6- 7 | 7- 6 | 13-28 L |
| 12/21/75 | 9- 4 | 3-10 | 34-21 W | 12/ 1/85 | 3- 9 | 8- 4 | 31-38 L | 11/19/95 | 5- 5 | 4- 6 | 24-10 W |
| 9/12/76 | 0- 0 | 0- 0 | 27-13 W | 9/ 7/86 | 0- 0 | 0-0 | 3-33 L | 12/23/95 | 8- 7 | 6- 9 | 10- 7 W |
| 11/14/76 | 8- 1 | 6- 3 | 14-21 L | 11/ 9/86 | 0- 9 | 6- 3 | 21-30 L | 10/20/96 | 5- 1 | 3- 3 | 9-27 L |
| 10/23/77 | 5- 0 | 3- 2 | 3-17 L | 10/25/87 | 2- 3 | 3- 2 | 30-16 W | 11/24/96 | 6- 5 | 7- 4 | 13-27 L |
| 12/18/77 | 9- 4 | 9- 4 | 30-24 W | 11/22/87 | 5- 4 | 4- 5 | 0-24 L | 9/ 7/97 | 0- 1 | 1- 0 | 6-31 L |
| 9/18/78 | 0- 2 | 1- 1 | 34-27 W | 10/ 2/88 | 1- 3 | 1- 3 | 17-21 L | 11/30/97 | 1-11 | 7- 5 | 17-20 L |
| 11/26/78 | 5- 7 | 9- 3 | 14-35 L | 11/27/88 | 6- 6 | 7- 5 | 24-21 W | 9/13/98 | 0- 1 | 0-1 | 6-29 L |
| 10/28/79 | 2- 6 | 6- 2 | 31-26 W | 10/29/89 | 4- 3 | 2- 5 | 20-23 L* | 11/ 1/98 | 1- 6 | 4- 3 | 16-21 L |

Sweeps: Colts (5): 1970,72,81,83,95 Patriots (11): 1974,80,84-86,89,91,94,96,97,98
 Splits (12): 1971,73,75-79,87,88,90,92,93
 STADIUMS: Memorial 8-6 Hoosier/RCA 4-11 Harvard 1-0 Schaefer/Sullivan/Foxboro 9-18

COLTS vs. NEW ORLEANS

Points-Allowed: 121-124

Record: 3-4

Home: 71-56

Home: 2-2

Away: 50-68

Away: 1-2

Colts Longest Series Streaks: Won 3, Lost 4

| DATE | RECORDS COLTS | OP | RESULTS | DATE | RECORDS COLTS | OP | RESULTS | DATE | RECORDS COLTS | OP | RESULTS |
|----------|---------------|------|---------|----------|---------------|-----|---------|----------|---------------|-----|----------|
| 12/10/67 | 10-2 | 2-10 | 30-10 W | 9/30/73 | 0-2 | 0-2 | 14-10 W | 12/24/89 | 8-7 | 8-7 | 6-41 L |
| 10/19/69 | 2-2 | 0- 4 | 30-10 W | 10/12/86 | 0-5 | 1-4 | 14-17 L | 11/12/95 | 5-4 | 3-6 | 14-17 L |
| | | | | | | | | 9/27/98 | 0-3 | 2-0 | 13-19 L* |

STADIUMS: Memorial 2-0 Hoosier/RCA 0-2 Tulane 1-0 Louisiana Superdome 0-2

COLTS vs. NEW YORK GIANTS

Points-Allowed: 252-183

Record: 7-5
Home: 86-91

Home: 2-2
Away: 166-92

Away: 5-3

Colts Longest Series Streaks: Won 4, Lost 2

| DATE | RECORDS COLTS | OP | RESULTS | DATE | RECORDS COLTS | OP | RESULTS | DATE | RECORDS COLTS | OP | RESULTS |
|----------|------------------|------|----------|----------|------------------|------|---------|----------|------------------|-----|---------|
| 10/ 2/54 | 0- 1 | 1-0 | 20:14 W | 12/27/59 | 9- 3 | 10-2 | 31:16 W | 12/ 7/75 | 7- 4 | 3-8 | 21-0 W |
| 11/13/55 | 4- 3 | 2-5 | 7:17 L | 9/15/63 | 0- 0 | 0-0 | 28:37 L | 12/16/79 | 4-11 | 6-9 | 31-7 W |
| 11/ 9/58 | 6- 0 | 4-2 | 21:24 L | 11/ 2/68 | 6- 1 | 5-2 | 26-0 W | 11/ 5/90 | 2- 5 | 7-0 | 7:24 L |
| 12/28/58 | 9- 3 | 10-3 | 23:17 W* | 10/17/71 | 3- 1 | 2-2 | 31-7 W | 12/12/93 | 4- 8 | 9-3 | 6:20 L |

STADIUMS: Memorial 2-1 Hoosier/RCA 0-1 Polo Grounds 0-1 Yankee 3-1 Shea 1-0 Giants 1-1

COLTS vs. NEW YORK JETS

Points-Allowed: 1131-1162

Record: 34-24
Home: 602-379

Home: 16-12
Away: 522-567

Away: 18-11

Colts Longest Series Streaks: Won 6, Lost 4

| DATE | RECORDS COLTS | OP | RESULTS | DATE | RECORDS COLTS | OP | RESULTS | DATE | RECORDS COLTS | OP | RESULTS |
|----------|------------------|------|---------|----------|------------------|-----|---------|----------|------------------|-----|----------|
| 1/12/69 | 15- 1 | 12-3 | 7:16 L | 10/ 7/79 | 0- 5 | 2-3 | 10- 8 W | 10/ 1/89 | 1- 2 | 1-2 | 17:10 W |
| 10/18/70 | 3- 1 | 1-3 | 29:22 W | 12/ 2/79 | 4- 9 | 5-8 | 17:30 L | 11/19/89 | 4- 6 | 2-8 | 27:10 W |
| 12/19/70 | 10- 2 | 1-9 | 35:20 W | 9/ 7/80 | 0- 0 | 0-0 | 17:14 W | 11/18/90 | 3- 6 | 4-6 | 17:14 W |
| 9/19/71 | 0- 0 | 0-0 | 22- 0 W | 9/28/80 | 1- 2 | 0-3 | 35:21 W | 12/16/90 | 5- 8 | 4-9 | 29:21 W |
| 11/14/71 | 6- 2 | 3-5 | 14:13 W | 11/ 8/81 | 1- 8 | 4-4 | 14:41 L | 10/20/91 | 0- 7 | 3-4 | 6:17 L |
| 9/24/72 | 0- 1 | 1-0 | 34:44 L | 11/29/81 | 1-11 | 7-4 | 0:25 L | 11/10/91 | 0- 9 | 5-4 | 28:27 W |
| 10/22/72 | 1- 4 | 3-2 | 20:24 L | 11/21/82 | 0- 2 | 1-1 | 0:37 L | 10/11/92 | 2- 2 | 1-4 | 6- 3 W* |
| 9/23/73 | 0- 1 | 0-1 | 10:34 L | 11/ 6/83 | 5- 4 | 4-5 | 17:14 W | 12/13/92 | 6- 7 | 4-9 | 10- 6 W |
| 12/ 2/73 | 2- 9 | 3-8 | 17:20 L | 12/ 4/83 | 6- 7 | 6-7 | 6:10 L | 11/14/93 | 3- 5 | 4-4 | 17:31 L |
| 10/20/74 | 0- 5 | 1-4 | 35:20 W | 9/ 2/84 | 0- 0 | 0-0 | 14:23 L | 12/ 5/93 | 3- 8 | 7-4 | 9- 6 W |
| 12/15/74 | 2-11 | 6-7 | 38:45 L | 11/11/84 | 3- 7 | 6-4 | 9- 5 W | 10/ 9/94 | 2- 3 | 2-3 | 6:16 L |
| 10/26/75 | 1- 4 | 2-3 | 45:28 W | 9/29/85 | 1- 2 | 2-1 | 20:25 L | 10/30/94 | 3- 5 | 4-3 | 28:25 W |
| 11/16/75 | 4- 4 | 2-6 | 52:19 W | 11/ 3/85 | 3- 5 | 6-2 | 17:35 L | 9/10/95 | 0- 1 | 0-1 | 27:24 W* |
| 10/24/76 | 5- 1 | 1-5 | 20- 0 W | 9/28/86 | 0- 3 | 2-1 | 7:26 L | 10/29/95 | 4- 3 | 2-6 | 17:10 W |
| 11/28/76 | 9- 2 | 3-8 | 33:16 W | 11/16/86 | 0-10 | 9-1 | 16:31 L | 9/ 8/96 | 1- 0 | 0-1 | 21-7 W |
| 9/25/77 | 1- 0 | 0-1 | 20:12 W | 10/11/87 | 1- 2 | 2-1 | 6- 0 W | 11/17/96 | 5- 5 | 1-9 | 34:29 W |
| 11/20/77 | 8- 1 | 2-7 | 33:12 W | 11/ 1/87 | 3- 3 | 3-3 | 19:14 W | 10/ 5/97 | 0- 4 | 3-2 | 12:16 L |
| 10/15/78 | 2- 4 | 3-3 | 10:33 L | 11/ 6/88 | 4- 5 | 5-3 | 38:14 W | 12/ 7/97 | 1-12 | 8-5 | 22:14 W |
| 12/ 3/78 | 5- 8 | 7-6 | 16:24 L | 12/10/88 | 8- 6 | 6-7 | 16:34 L | 9/20/98 | 0- 2 | 0-2 | 6:44 L |
| | | | | | | | | 11/15/98 | 1- 8 | 6-3 | 24:23 W |

Sweeps: Colts (12): 1970,71,75,77,80,87,89,90,92,95,96 Jets (6): 1972,73,78,81,85,86
Splits (10): 1974,79,83,84,88,91,93,94,97,98
STADIUMS: Memorial 7-6 Hoosier/RCA 9-6 Shea 8-6 Giants 10-5 Orange Bowl 0-1

COLTS vs. OAKLAND

Points-Allowed: 190-224

Record: 3-6
Home: 99-119

Home: 1-3
Away: 91-105

Away: 2-3

Colts Longest Series Streaks: Won 2, Lost 4

| DATE | RECORDS COLTS | OP | RESULTS | DATE | RECORDS COLTS | OP | RESULTS | DATE | RECORDS COLTS | OP | RESULTS |
|----------|------------------|-----|---------|----------|------------------|------|----------|----------|------------------|-----|---------|
| 1/ 3/71 | 12-2 | 9-4 | 27:17 W | 9/28/75 | 1-0 | 1-0 | 20:31 L | 12/21/86 | 2-13 | 8-7 | 30:24 W |
| 11/28/71 | 7-3 | 7-1 | 37:14 W | 12/24/77 | 10-4 | 11-3 | 31:37 L* | 9/15/91 | 0- 2 | 1-1 | 0:16 L |
| 10/28/73 | 2-4 | 3-2 | 21:34 L | 11/25/84 | 4-8 | 8-4 | 7:21 L | 10/22/95 | 4- 2 | 5-2 | 17:30 L |

STADIUMS: Memorial 1-3 Oakland/Alameda County 1-1 LA Memorial Coliseum 1-2
RAIDERS: Los Angeles 1982-94

COLTS vs. PHILADELPHIA

Points-Allowed: 296-294

Record: 8-6
Home: 148-101

Home: 4-2
Away: 128-179

Away: 3-4

Colts Longest Series Streaks: Won 5, Lost 3

| DATE | RECORDS COLTS | OP | RESULTS | DATE | RECORDS COLTS | OP | RESULTS | DATE | RECORDS COLTS | OP | RESULTS |
|----------|------------------|-----|---------|----------|------------------|-----|---------|----------|------------------|-----|---------|
| 11/15/53 | 3-4 | 4-2 | 14:45 L | 12/ 6/70 | 8-2 | 2-8 | 29:10 W | 10/14/84 | 2-4 | 2-4 | 7:16 L |
| 11/21/65 | 8-1 | 3-6 | 34:24 W | 9/29/74 | 0-2 | 1-1 | 10:30 L | 9/30/90 | 0-3 | 1-2 | 24:23 W |
| 1/ 8/67 | 9-5 | 9-5 | 20:14 W | 10/ 1/78 | 1-3 | 2-2 | 14:17 L | 12/19/93 | 4-9 | 5-8 | 10:20 L |
| 9/24/67 | 1-0 | 1-0 | 38- 6 W | 11/15/81 | 1-9 | 8-2 | 13:38 L | 12/ 5/96 | 7-6 | 8-5 | 37:10 W |
| 10/13/69 | 1-2 | 1-2 | 24:20 W | 10/30/83 | 4-4 | 4-4 | 22:21 W | | | | |

STADIUMS: Memorial 3-1 Hoosier/RCA 1-1 Connie Mack 0-1 Franklin Field 1-0 Veterans 2-3 Orange Bowl 1-0

COLTS vs. PITTSBURGH

Points-Allowed: 316-512

Record: 4-16
Home: 142-182

Home: 3-5
Away: 174-330

Away: 1-11

Colts Longest Series Streaks: Won 2, Lost 8

| DATE | RECORDS COLTS | OP | RESULTS | DATE | RECORDS COLTS | OP | RESULTS | DATE | RECORDS COLTS | OP | RESULTS |
|----------|------------------|------|---------|----------|------------------|------|---------|----------|------------------|------|---------|
| 11/ 3/57 | 3-2 | 3-2 | 13:19 L | 12/ 9/78 | 5-9 | 12-2 | 13:35 L | 10/ 6/91 | 0-5 | 2-2 | 3:21 L |
| 9/29/68 | 2-0 | 0-2 | 41-7 W | 9/23/79 | 0-3 | 3-0 | 13:17 L | 11/22/92 | 4-6 | 7-3 | 14:30 L |
| 10/31/71 | 4-2 | 3-3 | 34:21 W | 9/14/80 | 1-0 | 1-0 | 17:20 L | 9/18/94 | 1-1 | 1-1 | 21:31 L |
| 9/15/74 | 0-0 | 0-0 | 0:30 L | 11/13/83 | 6-4 | 8-2 | 13:24 L | 1/14/96 | 11-7 | 12-5 | 16:20 L |
| 12/27/75 | 10-4 | 12-2 | 10:28 L | 10/21/84 | 2-5 | 4-3 | 17:16 W | 12/29/96 | 9-7 | 10-6 | 14:42 L |
| 12/19/76 | 11-3 | 10-4 | 14:40 L | 9/ 8/85 | 0-0 | 0-0 | 3:45 L | 10/12/97 | 0-5 | 3-2 | 22:24 L |
| 10/30/77 | 5-1 | 4-2 | 31:21 W | 10/18/87 | 2-2 | 2-2 | 7:21 L | | | | |

STADIUMS: Memorial 2-4 Hoosier/RCA 1-1 Pitt 1-0 Three Rivers 0-11

COLTS vs. ST. LOUIS RAMS

Record: 21-16-2
Home: 493-416

Home: 13-5-2
Away: 331-420

Away: 8-11
Colts Longest Series Streaks: Won 6, Lost 3

Points-Allowed: 824-836

| DATE | RECORDS | | RESULTS | DATE | RECORDS | | RESULTS | DATE | RECORDS | | RESULTS |
|----------|---------|-------|---------|----------|---------|-------|---------|----------|---------|--------|---------|
| | COLTS | OP | | | COLTS | OP | | | COLTS | OP | |
| 11/22/53 | 3-5 | 5-2-1 | 13-21 L | 12/12/59 | 8-3 | 2-9 | 45-26 W | 10/30/66 | 4-2 | 4-3 | 17- 3 W |
| 12/ 5/53 | 3-7 | 6-3-1 | 2-45 L | 10/16/60 | 2-1 | 0-3 | 31-17 W | 11/27/66 | 7-3 | 6-5 | 7-23 L |
| 9/26/54 | 0-0 | 0-0 | 0-48 L | 12/11/60 | 6-4 | 3-6-1 | 3-10 L | 10/15/67 | 4-0 | 3-1 | 24-24 T |
| 12/ 4/54 | 2-8 | 5-4-1 | 22-21 W | 9/17/61 | 0-0 | 0-0 | 27-24 W | 12/17/67 | 11-0-2 | 10-1-2 | 10-34 L |
| 11/20/55 | 4-4 | 5-3 | 17-17 T | 12/ 9/61 | 7-5 | 3-9 | 17-34 L | 10/27/68 | 5-1 | 6-0 | 27-10 W |
| 12/ 4/55 | 5-4-1 | 6-3 | 14-20 L | 9/16/62 | 0-0 | 0-0 | 30-27 W | 12/15/68 | 12-1 | 10-2-1 | 28-24 W |
| 11/25/56 | 3-4 | 2-6 | 56-21 W | 11/11/62 | 4-4 | 1-7 | 14- 2 W | 9/21/69 | 0-0 | 0-0 | 20-27 L |
| 12/ 9/56 | 4-5 | 2-8 | 7-31 L | 11/24/63 | 5-5 | 3-7 | 16-17 L | 12/21/69 | 7-5-1 | 11-2 | 13-7 W |
| 12/ 1/57 | 6-3 | 4-5 | 31-14 W | 12/15/63 | 7-6 | 5-8 | 19-16 W | 11/ 8/71 | 5-2 | 4-2-1 | 24-17 W |
| 12/15/57 | 7-4 | 5-6 | 21-37 L | 10/ 4/64 | 2-1 | 2-0-1 | 35-20 W | 10/ 5/75 | 1-1 | 1-1 | 13-24 L |
| 11/23/58 | 7-1 | 5-3 | 34- 7 W | 11/22/64 | 9-1 | 5-4-1 | 24- 7 W | 9/21/86 | 0-2 | 2-0 | 7-24 L |
| 12/ 6/58 | 9-1 | 6-4 | 28-30 L | 10/24/65 | 4-1 | 1-4 | 35-20 W | 9/17/89 | 0-1 | 1-0 | 17-31 L |
| 11/29/59 | 6-3 | 2-7 | 35-21 W | 12/18/65 | 9-3-1 | 4-9 | 20-17 W | 10/ 1/95 | 1-2 | 4-0 | 21-18 W |

Sweeps: Colts (4): 1959,62,65,68 Rams (2): 1953,64
 Splits (9): 1954,56-58,60,61,63,66,69
 STADIUMS: Memorial 12-4-2 Hoosier/RCA 1-1 LA Memorial Coliseum 8-10 Anaheim 0-1
 RAMS: Los Angeles 1953-94

COLTS vs. SAN DIEGO

Record: 7-12
Home: 144-273

Home: 2-9
Away: 169-167

Away: 5-3
Colts Longest Series Streaks: Won 3, Lost 5

Points-Allowed: 313-440

| DATE | RECORDS | | RESULTS | DATE | RECORDS | | RESULTS | DATE | RECORDS | | RESULTS |
|----------|---------|-------|---------|----------|---------|------|---------|----------|---------|-----|---------|
| | COLTS | OP | | | COLTS | OP | | | COLTS | OP | |
| 9/20/70 | 0-0 | 0-0 | 16-14 W | 11/30/86 | 0-1-2 | 2-10 | 3-17 L | 11/ 1/92 | 4-3 | 3-4 | 0-26 L |
| 10/ 8/72 | 1-2 | 1-1-1 | 20-23 L | 11/ 8/87 | 4- 3 | 6- 1 | 13-16 L | 11/29/93 | 3-7 | 4-6 | 0-31 L |
| 11/ 7/76 | 7-1 | 4-4 | 37-21 W | 12/20/87 | 7- 6 | 8- 5 | 20-16 W | 12/17/95 | 8-6 | 7-7 | 24-27 L |
| 10/18/81 | 1-5 | 4-2 | 14-43 L | 10/23/88 | 2- 5 | 2- 5 | 16- 0 W | 12/31/95 | 9-7 | 9-7 | 35-20 W |
| 12/26/82 | 0-6-1 | 5-2 | 26-44 L | 11/26/89 | 5- 6 | 4- 7 | 10- 6 W | 11/ 3/96 | 5-3 | 4-4 | 19-26 L |
| 11/ 4/84 | 3-6 | 4-5 | 10-38 L | 10/18/92 | 3- 2 | 1- 4 | 14-34 L | 10/26/97 | 0-7 | 3-4 | 19-35 L |
| | | | | | | | | 10/ 4/98 | 0-4 | 2-2 | 17-12 W |

Sweeps: Chargers (1): 1992
 Splits (1): 1987
 STADIUMS: Memorial 0-2 Hoosier/RCA 2-7 Jack Murphy/Qualcomm 5-3

COLTS vs. SAN FRANCISCO

Record: 22-17
Home: 494-351

Home: 13-6
Away: 429-428

Away: 9-11
Colts Longest Series Streaks: Won 13, Lost 5

Points-Allowed: 923-779

| DATE | RECORDS | | RESULTS | DATE | RECORDS | | RESULTS | DATE | RECORDS | | RESULTS |
|----------|---------|-------|---------|----------|---------|-------|---------|----------|---------|-------|---------|
| | COLTS | OP | | | COLTS | OP | | | COLTS | OP | |
| 11/29/53 | 3-6 | 6-3 | 21-38 L | 12/ 5/59 | 7-3 | 7-3 | 34-14 W | 9/25/66 | 1-1 | 0-0-1 | 36-14 W |
| 12/13/53 | 3-8 | 8-3 | 14-45 L | 11/27/60 | 6-2 | 4-4 | 22-30 L | 12/18/66 | 8-5 | 6-5-2 | 30-14 W |
| 11/28/54 | 1-8 | 5-3-1 | 17-13 W | 12/18/60 | 6-5 | 6-5 | 10-34 L | 10/ 1/67 | 2-0 | 2-0 | 41- 7 W |
| 12/11/54 | 3-8 | 6-4-1 | 7-10 L | 12/ 3/61 | 6-5 | 6-4-1 | 20-17 W | 11/26/67 | 8-0-2 | 5-5 | 26- 9 W |
| 11/27/55 | 4-4-1 | 3-6 | 26-14 W | 12/16/61 | 7-6 | 7-5-1 | 27-24 W | 9/15/68 | 0-0 | 0-0 | 27-10 W |
| 12/11/55 | 5-5-1 | 3-8 | 24-35 L | 10/ 7/62 | 2-1 | 1-2 | 13-21 L | 10/13/68 | 4-0 | 2-2 | 42-14 W |
| 12/ 2/56 | 4-4 | 2-6-1 | 17-20 L | 11/ 4/62 | 3-4 | 3-4 | 22- 3 W | 10/26/69 | 3-2 | 0-4-1 | 21-24 L |
| 12/16/56 | 4-6 | 4-6-1 | 17-30 L | 9/22/63 | 0-1 | 0-1 | 20-14 W | 11/16/69 | 5-3 | 1-6-1 | 17-20 L |
| 11/24/57 | 5-3 | 5-3 | 27-21 W | 10/13/63 | 1-3 | 0-4 | 20- 3 W | 11/12/72 | 2-6 | 3-4-1 | 21-24 L |
| 12/ 8/57 | 7-3 | 6-4 | 13-17 L | 11/ 1/64 | 6-1 | 2-5 | 37- 7 W | 10/ 5/86 | 0-4 | 3-1 | 14-35 L |
| 11/30/58 | 8-1 | 4-5 | 35-27 W | 11/29/64 | 10-1 | 3-8 | 14- 3 W | 9/10/89 | 0-0 | 0-0 | 24-30 L |
| 12/14/58 | 9-2 | 5-6 | 12-21 L | 10/ 3/65 | 1-1 | 2-0 | 27-24 W | 10/15/95 | 3-2 | 4-1 | 18-17 W |
| 11/22/59 | 5-3 | 6-2 | 45-14 W | 10/31/65 | 5-1 | 3-3 | 34-28 W | 10/18/98 | 1-5 | 4-1 | 31-34 L |

Sweeps: Colts (8): 1959,61,63-68 49ers (4): 1953,56,60,69
 Splits (5): 1954,55,57,58,62
 STADIUMS: Memorial 12-5 Hoosier/RCA 1-1 Kezar 9-8 Candlestick Park/3COM 0-3

COLTS vs. SEATTLE

Record: 4-3
Home: 20-46

Home: 1-1
Away: 103-105

Away: 3-2
Colts Longest Series Streaks: Won 2, Lost 2

Points-Allowed: 123-151

| DATE | RECORDS | | RESULTS | DATE | RECORDS | | RESULTS | DATE | RECORDS | | RESULTS |
|----------|---------|-----|---------|----------|---------|-----|---------|----------|---------|-----|---------|
| | COLTS | OP | | | COLTS | OP | | | COLTS | OP | |
| 9/18/77 | 0-0 | 0-0 | 29-14 W | 9/29/91 | 0-4 | 1-3 | 3-31 L | 12/ 4/94 | 5-7 | 5-7 | 31-19 W |
| 11/27/78 | 4-6 | 5-5 | 17-14 W | 10/ 2/94 | 1-3 | 3-1 | 17-15 W | 9/14/97 | 0-2 | 0-2 | 3-31 L |
| | | | | | | | | 12/20/98 | 3-11 | 7-7 | 23-27 L |

Sweeps: Colts (1): 1994
 STADIUMS: Hoosier/RCA 1-1 Kingdome 3-2

COLTS vs. TAMPA BAY

Points-Allowed: 223-192

Record: 5-4

Home: 155-114

Home: 3-2

Away: 68-78

Away: 2-2

Colts Longest Series Streaks: Won 3, Lost 2

| DATE | RECORDS COLTS | OP | RESULTS | DATE | RECORDS COLTS | OP | RESULTS | DATE | RECORDS COLTS | OP | RESULTS |
|----------|------------------|------|----------|----------|------------------|------|---------|----------|------------------|-----|---------|
| 10/ 3/76 | 2- 1 | 0- 3 | 42-17 W | 12/27/87 | 8- 6 | 4-10 | 24- 6 W | 10/ 4/92 | 1-2 | 3-1 | 24-14 W |
| 9/ 9/79 | 0- 1 | 1- 0 | 26-29 L* | 10/16/88 | 1- 5 | 2- 4 | 35-31 W | 9/11/94 | 1-0 | 0-1 | 10-24 L |
| 12/15/85 | 3-11 | 2-12 | 31-23 W | 12/22/91 | 1-14 | 2-13 | 3-17 L | 11/ 2/97 | 0-8 | 5-3 | 28-31 L |

STADIUMS: Memorial 1-1 Hoosier/RCA 2-1 Tampa 2-2

COLTS vs. TENNESSEE

Points-Allowed: 357-301

Record: 7-7

Home: 255-184

Home: 5-4

Away: 102-117

Away: 2-3

Colts Longest Series Streaks: Won 3, Lost 3

| DATE | RECORDS COLTS | OP | RESULTS | DATE | RECORDS COLTS | OP | RESULTS | DATE | RECORDS COLTS | OP | RESULTS |
|----------|------------------|-----|---------|----------|------------------|------|---------|---------|------------------|-----|----------|
| 10/11/70 | 2-1 | 2-1 | 24-20 W | 12/18/83 | 6- 9 | 2-13 | 20-10 W | 9/ 4/88 | 0-0 | 0-0 | 14-17 L* |
| 11/ 4/73 | 2-5 | 0-7 | 27-31 L | 9/ 9/84 | 0- 1 | 0- 1 | 35-21 W | 9/23/90 | 0-2 | 0-2 | 10-24 L |
| 11/ 1/76 | 6-1 | 4-3 | 38-14 W | 12/22/85 | 4-11 | 5-10 | 34-16 W | 9/13/92 | 1-0 | 0-1 | 10-20 L |
| 10/14/79 | 1-5 | 4-2 | 16-28 L | 11/23/86 | 0-11 | 2- 9 | 17-31 L | 9/ 4/94 | 0-0 | 0-0 | 45-21 W |
| 9/21/80 | 1-1 | 1-1 | 16-21 L | 11/29/87 | 5- 5 | 6- 4 | 51-27 W | | | | |

STADIUMS: Memorial 2-2 Hoosier/RCA 3-2 Astrodome 2-3
OILERS: Houston 1960-96
TITANS: 1999

COLTS vs. WASHINGTON

Points-Allowed: 623-482

Record: 16-9

Home: 371-247

Home: 11-3

Away: 252-235

Away: 5-6

Colts Longest Series Streaks: Won 9, Lost 3

| DATE | RECORDS COLTS | OP | RESULTS | DATE | RECORDS COLTS | OP | RESULTS | DATE | RECORDS COLTS | OP | RESULTS |
|----------|------------------|-------|---------|----------|------------------|-------|---------|----------|------------------|-----|---------|
| 10/25/53 | 2-2 | 2-1-1 | 27-17 W | 12/ 8/62 | 5-7 | 5-5-2 | 34-21 W | 11/ 6/78 | 3- 6 | 7-2 | 21-17 W |
| 10/31/54 | 1-4 | 0-5 | 21-24 L | 12/ 1/63 | 5-6 | 3-8 | 36-20 W | 12/13/81 | 1-13 | 6-8 | 14-38 L |
| 10/23/55 | 3-1 | 2-2 | 13-14 L | 12/13/64 | 11-2 | 6-7 | 45-17 W | 10/ 7/84 | 2-13 | 3-2 | 7-35 L |
| 12/23/56 | 4-7 | 6-5 | 19-17 W | 10/17/65 | 3-1 | 0-4 | 38- 7 W | 12/22/90 | 6- 8 | 9-5 | 35-28 W |
| 11/10/57 | 3-3 | 2-4 | 21-17 W | 11/ 6/66 | 5-2 | 5-3 | 37-10 W | 11/ 7/93 | 3- 4 | 1-6 | 24-30 L |
| 10/26/58 | 4-0 | 2-2 | 35-10 W | 10/29/67 | 4-0-2 | 2-2-2 | 17-13 W | 10/23/94 | 3- 4 | 1-6 | 27-41 L |
| 11/ 8/59 | 4-2 | 2-4 | 24-27 L | 11/ 2/69 | 3-3 | 4-1-1 | 41-17 W | 10/27/96 | 5- 2 | 6-1 | 16-31 L |
| 9/25/60 | 0-0 | 0-0 | 20- 0 W | 11/18/73 | 2-7 | 6-3 | 14-22 L | | | | |
| 11/26/61 | 5-5 | 0-9-1 | 27- 6 W | 11/ 7/77 | 6-1 | 4-3 | 10- 3 W | | | | |

STADIUMS: Memorial 10-1 Hoosier/RCA 1-2 Griffith 1-2 D.C./RFK 4-4



(Left to right) Raymond Berry, Art Donovan, Gino Marchetti and Lenny Moore took part in the coin toss at Super Bowl XXXIII in Miami in commemoration of the 40th season since "The Greatest Game Ever Played," the 1958 NFL Championship game won in overtime by the Colts over the New York Giants, 23-17. Photo: John Bieber

COLTS ALL-TIME RECORDS IN STADIUMS

COLTS RECORDS

| OPPONENT | MEMORIAL STADIUM | HOOSIER/RCA DOME | ROAD SITES | TOTAL | | | | | |
|-----------------|------------------|------------------|-------------------------------|--------|-------------------------------|------|------------------|-----|---------|
| Aризона | 3-3-0 | 2-1 | Busch Memorial Stadium | 1-1-0 | Sun Devil Stadium | 0-1 | Georgia Dome | 0-1 | 6-6-0 |
| Атланта | 3-0-0 | 1-0 | Grant Field | 1-0-0 | Fulton County Stadium | 5-0 | | | 10-1-0 |
| Балтимор | 0-0-0 | 1-0 | Reven's Stadium @ Camden Yard | 0-1-0 | Rich Stadium | 7-19 | | | 1-1-0 |
| Буффало | 5-7-1 | 8-7 | War Memorial | 3-0-0 | Soldier Field | 1-1 | | | 23-33-1 |
| Саролина | 0-0-0 | 0-1 | Clemson Memorial Stadium | 0-1-0 | | | | | 0-2-0 |
| Сичаго | 11-6-0 | 0-2 | Wrigley Field | 9-7-0 | | | | | 21-16-0 |
| Синцинати | 3-3-0 | 0-2 | Riverfront/Cinegy | 7-2-0 | | | | | 11-8-0 |
| Сивеланд | 1-5-0 | 3-3 | Municipal/Cleveland Stadium | 5-7-0 | | | | | 9-15-0 |
| Даллас | 1-2-0 | 0-1 | Colton Bowl | 1-1-0 | Texas Stadium | 1-3 | *Orange Bowl | 2-0 | 5-7-0 |
| Денвер | 1-2-0 | 1-2 | Mile High Stadium | 0-5-0 | Silverdome | 1-1 | | | 2-9-0 |
| Детроит | 8-8-1 | 1-1 | Briggs/Tiger Stadium | 7-8-1 | Lambeau Field | 3-5 | County Stadium | 5-5 | 17-18-2 |
| Грин Бой | 9-8-1 | 2-0 | Green Bay City Field | 0-1-0 | | | | | 19-19-1 |
| Джаксонвилле | 0-0-0 | 0-0 | Municipal/Alliel | 1-0-0 | | | | | 1-0-0 |
| Конрас Сити | 1-3-0 | 1-0 | Arrowhead Stadium | 4-3-0 | Joe Robbie/Pro Player | 4-8 | | | 6-6-0 |
| Миами | 6-8-0 | 6-9 | Orange Bowl | 3-15-0 | HHH Metrodome | 0-3 | | | 19-40-0 |
| Миннесота | 8-0-0 | 0-0 | Metropolitan Stadium | 4-4-1 | Schoefer/Sullivan/Fokborog-18 | 0-2 | | | 12-7-1 |
| Нов Англанд | 8-6-0 | 4-11 | Harvard Stadium | 1-0-0 | Louisiana Superdome | 0-2 | | | 22-35-0 |
| Нов Орлеанс | 2-0-0 | 0-2 | Tulane Stadium | 1-0-0 | Yankee Stadium | 3-1 | | | 3-4-0 |
| Нов Йорк Джантс | 2-1-0 | 0-1 | Polo Grounds | 0-1-0 | Giants Stadium | 10-5 | *Orange Bowl | 0-1 | 7-5-0 |
| Нов Йорк Јетс | 7-6-0 | 9-6 | Shea Stadium | 8-6-0 | LA Memorial Coliseum | 1-2 | | | 3-4-0 |
| Окленд Рајдерс | 1-3-0 | 0-0 | Oak/Alameda Cty. Coliseum | 1-1-0 | Franklin Field | 1-0 | Veterans Stadium | 2-3 | 8-6-0 |
| Филаделфия | 3-1-0 | 1-1 | Connie Mack Stadium | 0-1-0 | Three Rivers Stadium | 0-11 | | | 8-6-0 |
| Питсбург | 2-4-0 | 1-1 | LA Memorial Coliseum | 1-0-0 | Ansheim Stadium | 0-1 | | | 4-16-0 |
| St. Louis Рамс | 12-4-2 | 1-1 | Jack Murphy/Gullicomm | 5-3-0 | Candlestick Park/3Com | 0-3 | | | 21-16-2 |
| San Diego | 0-2-0 | 2-7 | Kaiser Stadium | 9-8-0 | | | | | 7-12-0 |
| San Francisco | 12-5-0 | 1-1 | Kingdome | 3-2-0 | | | | | 22-17-0 |
| Seattle | 0-0-0 | 1-1 | Tampan/Haulihon's | 2-2-0 | | | | | 4-3-0 |
| Tampa Bay | 1-1-0 | 2-1 | Astrodome | 2-3-0 | D.C. Stadium | 3-0 | RFK Stadium | 1-4 | 5-4-0 |
| Tennessee | 2-2-0 | 3-2 | Griffith Stadium | 1-2-0 | | | | | 7-7-0 |
| Washington | 10-1-0 | 1-2 | | | | | | | 16-9-0 |

TOTAL:

RECORDS

POINTS (COLTS-OPPONENTS)

| | | |
|--------------------|-----------|---------------|
| Memorial Stadium | 122-91-5 | 5,071-4,347 |
| Hoosier/RCA Dome | 53-67-0 | 2,223-2,514 |
| HOME WON/LOSS/TIED | 175-158-5 | 7,294-6,861 |
| Opposing Sites | 147-193-2 | 6,343-7,434 |
| Neural Fields | 3-1-0 | 78-46 |
| WON-LOSS-TIED | 325-352-7 | 13,715-14,341 |

*Neural Fields (2 Playoff Bowls; 2 Super Bowls in Orange Bowl)

NFL PRESEASON SCHEDULE

(All Times Local Except American Bowl Games, Which Are ET)

HALL OF FAME WEEKEND AUGUST 6 - AUGUST 9

SATURDAY, AUGUST 7

COLTS AT CHICAGO

| | |
|------------------------------------|---------|
| Oakland at St. Louis | 7:00 pm |
| American Bowl at Sydney, Australia | 7:00 pm |
| Denver vs. San Diego (FOX) | 9:00 pm |

MONDAY, AUGUST 9

| | |
|--|---------|
| AFC-NFC Pro Football Hall of Fame Game at Canton, Ohio | 8:00 pm |
| Cleveland vs. Dallas (ABC) | |

FIRST WEEK THURSDAY, AUGUST 12

| | |
|----------------------------|---------|
| San Diego at San Francisco | 5:00 pm |
| Baltimore at Philadelphia | 8:00 pm |

FRIDAY, AUGUST 13

| | |
|-------------------------------------|---------|
| Detroit at Atlanta | 7:30 pm |
| Carolina at Jacksonville | 7:30 pm |
| Chicago at Pittsburgh | 7:30 pm |
| New York Giants at Minnesota (ESPN) | 7:00 pm |
| Washington at New England | 7:30 pm |
| New Orleans at Miami | 7:30 pm |

SATURDAY, AUGUST 14

CINCINNATI at COLTS

| | |
|----------------------------------|---------|
| Cleveland at Tampa Bay | 7:00 pm |
| Buffalo at Seattle | 8:00 pm |
| New York Jets at Green Bay (CBS) | 6:00 pm |
| Arizona at Denver | 7:00 pm |
| | 7:00 pm |

SUNDAY, AUGUST 15

| | |
|--------------------------|---------|
| Dallas at Oakland | 1:00 pm |
| Tennessee at Kansas City | 7:30 pm |

SECOND WEEK THURSDAY, AUGUST 19

| | |
|---------------------------------|---------|
| Seattle at San Francisco (ESPN) | 5:00 pm |
|---------------------------------|---------|

FRIDAY, AUGUST 20

| | |
|-------------------------------|---------|
| Pittsburgh at Carolina | 8:00 pm |
| Tennessee at Arizona | 7:00 pm |
| Cincinnati at Detroit | 7:00 pm |
| Philadelphia at New York Jets | 7:30 pm |
| Buffalo at Washington | 8:00 pm |

SATURDAY, AUGUST 21

COLTS at NEW ORLEANS

| | |
|---------------------------------|---------|
| Baltimore at Atlanta | 7:00 pm |
| Jacksonville at New York Giants | 7:30 pm |
| Tampa Bay at Kansas City | 7:00 pm |
| St. Louis at Chicago | 7:30 pm |
| Dallas at New England (ESPN) | 7:00 pm |
| Minnesota at Cleveland | 8:00 pm |
| Miami at San Diego | 7:00 pm |
| | 8:00 pm |

MONDAY, AUGUST 23

| | | |
|--------------------------------|-------|---------|
| Denver vs. Green Bay (Madison) | (ABC) | 7:00 pm |
|--------------------------------|-------|---------|

THIRD WEEK THURSDAY, AUGUST 26

| | | |
|-----------------------------|-------|---------|
| Kansas City at Jacksonville | (CBS) | 8:00 pm |
| Philadelphia at Minnesota | | 7:00 pm |

FRIDAY, AUGUST 27

| | | |
|----------------------|--------|---------|
| Atlanta at Tennessee | (ESPN) | 7:00 pm |
|----------------------|--------|---------|

SATURDAY, AUGUST 28

| | |
|----------------------------------|---------|
| Green Bay at New Orleans | 7:00 pm |
| Carolina at Baltimore | 7:30 pm |
| Arizona at Seattle | 7:00 pm |
| Chicago at Cleveland | 7:00 pm |
| New England at Tampa Bay | 8:00 pm |
| Detroit at Miami | 8:00 pm |
| Buffalo at Cincinnati | 7:00 pm |
| Washington at Pittsburgh | 7:30 pm |
| New York Jets at New York Giants | 7:30 pm |
| San Diego at St. Louis | 8:00 pm |
| | 7:00 pm |

SUNDAY, AUGUST 29

| | | |
|------------------|-------|---------|
| Denver at Dallas | (FOX) | 7:00 pm |
|------------------|-------|---------|

MONDAY, AUGUST 30

| | | |
|--------------------------|-------|---------|
| San Francisco at Oakland | (ABC) | 5:00 pm |
|--------------------------|-------|---------|

FOURTH WEEK THURSDAY, SEPTEMBER 2

SEATTLE at COLTS

| | |
|---------------------------|---------|
| New Orleans at Tennessee | 7:00 pm |
| New England at Carolina | 7:00 pm |
| Miami at Green Bay | 8:00 pm |
| St. Louis at Detroit | 7:00 pm |
| Jacksonville at Dallas | 7:00 pm |
| Cleveland at Philadelphia | 8:00 pm |
| | 7:30 pm |

FRIDAY, SEPTEMBER 3

| | |
|------------------------------|----------|
| Kansas City at San Diego | 8:00 pm |
| San Francisco at Denver | 7:00 pm |
| Tampa Bay at Washington | 7:00 pm |
| Atlanta at Cincinnati | 8:00 pm |
| Minnesota at New York Jets | 7:30 pm |
| Oakland at Arizona | 7:00 pm |
| New York Giants at Baltimore | 7:00 pm |
| | 12:00 pm |

SATURDAY, SEPTEMBER 4

| | |
|-----------------------|---------|
| Pittsburgh at Buffalo | 7:30 pm |
|-----------------------|---------|

NFL SCHEDULE

(All Times Local)

SUNDAY, SEPTEMBER 12

(First Weekend)

(OPEN DATES: SAN DIEGO)

| | FOX |
|--------------------------|--------------|
| BUFFALO at COLTS | 12:00 |
| ARIZONA at PHILADELPHIA | 1:00 |
| BALTIMORE at ST. LOUIS | 12:00 |
| CAROLINA at NEW ORLEANS | 12:00 |
| CINCINNATI at TENNESSEE | 12:00 |
| DALLAS at WASHINGTON | 1:00 |
| DETROIT at SEATTLE | 1:15 |
| KANSAS CITY at CHICAGO | 12:00 |
| MINNESOTA at ATLANTA | 4:15 |
| NEW ENGLAND at N.Y. JETS | 1:00 |
| N.Y. GIANTS at TAMPA BAY | 4:15 |
| OAKLAND at GREEN BAY | 12:00 |
| S.F. at JACKSONVILLE | 4:15 |
| PITTSBURGH at CLEVELAND | 8:20 |

MONDAY, SEPTEMBER 13

| | |
|-----------------|------|
| MIAMI at DENVER | 7:00 |
|-----------------|------|

SUNDAY, SEPTEMBER 19

(Second Weekend)

| | CBS |
|-----------------------------|-------------|
| COLTS at NEW ENGLAND | 1:00 |
| ARIZONA at MIAMI | 1:00 |
| CLEVELAND at TENNESSEE | 3:15 |
| DENVER at KANSAS CITY | 3:15 |
| GREEN BAY at DETROIT | 1:00 |
| JACKSONVILLE at CAROLINA | 1:00 |
| NEW ORLEANS at S.F. | 1:05 |
| OAKLAND at MINNESOTA | 12:00 |
| PITTSBURGH at BALTIMORE | 1:00 |
| SAN DIEGO at CINCINNATI | 1:00 |
| SEATTLE at CHICAGO | 12:00 |
| TAMPA BAY at PHILADELPHIA | 1:00 |
| WASHINGTON at N.Y. GIANTS | 1:00 |
| N.Y. JETS at BUFFALO | 8:20 |

MONDAY, SEPTEMBER 20

| | |
|-------------------|------|
| ATLANTA at DALLAS | 8:00 |
|-------------------|------|

SUNDAY, SEPTEMBER 26

(Third Weekend)

(OPEN DATES: DALLAS, MIAMI, NEW ORLEANS)

| | CBS |
|----------------------------|-------------|
| COLTS at SAN DIEGO | 1:00 |
| ATLANTA at ST. LOUIS | 12:00 |
| CHICAGO at OAKLAND | 1:15 |
| CINCINNATI at CAROLINA | 1:00 |
| CLEVELAND at BALTIMORE | 1:00 |
| DENVER at TAMPA BAY | 1:00 |
| DETROIT at KANSAS CITY | 12:00 |
| MINNESOTA at GREEN BAY | 3:15 |
| PHILADELPHIA at BUFFALO | 1:00 |
| SEATTLE at PITTSBURGH | 1:00 |
| TENNESSEE at JACKSONVILLE | 4:05 |
| WASHINGTON at N.Y. JETS | 1:00 |
| N.Y. GIANTS at NEW ENGLAND | 8:20 |

MONDAY, SEPTEMBER 27

| | |
|-----------------|------|
| S.F. at ARIZONA | 6:00 |
|-----------------|------|

SUNDAY, OCTOBER 3

(Fourth Weekend)

(OPEN DATES: DETROIT, GREEN BAY, COLTS)

| | CBS |
|-----------------------------|-------|
| ARIZONA at DALLAS | 12:00 |
| BALTIMORE at ATLANTA | 1:00 |
| CAROLINA at WASHINGTON | 4:05 |
| JACKSONVILLE at PITTSBURGH | 1:00 |
| KANSAS CITY at SAN DIEGO | 1:15 |
| NEW ENGLAND at CLEVELAND | 1:00 |
| NEW ORLEANS at CHICAGO | 12:00 |
| N.Y. JETS at DENVER | 2:15 |
| PHILADELPHIA at N.Y. GIANTS | 1:00 |
| ST. LOUIS at CINCINNATI | 1:00 |
| TAMPA BAY at MINNESOTA | 12:00 |
| TENNESSEE at S.F. | 1:15 |
| OAKLAND at SEATTLE | 5:20 |

MONDAY, OCTOBER 4

| | |
|------------------|------|
| BUFFALO at MIAMI | 9:00 |
|------------------|------|

SUNDAY, OCTOBER 10

(Fifth Weekend)

(OPEN DATES: CAROLINA, SEATTLE, WASHINGTON)

| | CBS |
|----------------------------|-------------|
| MIAMI at COLTS | 3:15 |
| ATLANTA at NEW ORLEANS | 12:00 |
| BALTIMORE at TENNESSEE | 3:15 |
| CHICAGO at MINNESOTA | 12:00 |
| CINCINNATI at CLEVELAND | 1:00 |
| DALLAS at PHILADELPHIA | 1:00 |
| DENVER at OAKLAND | 1:15 |
| NEW ENGLAND at KANSAS CITY | 12:00 |
| N.Y. GIANTS at ARIZONA | 1:05 |
| PITTSBURGH at BUFFALO | 1:00 |
| SAN DIEGO at DETROIT | 1:00 |
| SAN FRANCISCO at ST. LOUIS | 12:00 |
| TAMPA BAY at GREEN BAY | 7:20 |

MONDAY, OCTOBER 11

| | |
|---------------------------|------|
| JACKSONVILLE at N.Y. JETS | 9:00 |
|---------------------------|------|

SUNDAY, OCTOBER 17

(Sixth Weekend)

(OPEN DATES: BALTIMORE, KANSAS CITY, TAMPA BAY)

| | FOX |
|---------------------------|-------------|
| COLTS at N.Y. JETS | 1:00 |
| CAROLINA at SAN FRANCISCO | 1:15 |
| CLEVELAND at JACKSONVILLE | 1:00 |
| GREEN BAY at DENVER | 2:15 |
| MIAMI at NEW ENGLAND | 1:00 |
| MINNESOTA at DETROIT | 1:00 |
| OAKLAND at BUFFALO | 1:00 |
| PHILADELPHIA at CHICAGO | 12:00 |
| PITTSBURGH at CINCINNATI | 1:00 |
| ST. LOUIS at ATLANTA | 1:00 |
| SEATTLE at SAN DIEGO | 1:05 |
| TENNESSEE at NEW ORLEANS | 12:00 |
| WASHINGTON at ARIZONA | 5:20 |

MONDAY, OCTOBER 18

| | |
|-----------------------|------|
| DALLAS at N.Y. GIANTS | 9:00 |
|-----------------------|------|

THURSDAY, OCTOBER 21

(Seventh Weekend)

(OPEN DATES: ARIZONA, JACKSONVILLE, TENNESSEE)

| | FOX |
|--------------------------|------|
| KANSAS CITY at BALTIMORE | 8:20 |

SUNDAY, OCTOBER 24

| | CBS |
|----------------------------|--------------|
| CINCINNATI at COLTS | 12:00 |
| BUFFALO at SEATTLE | 1:15 |
| CHICAGO at TAMPA BAY | 1:00 |
| CLEVELAND at ST. LOUIS | 12:00 |
| DENVER at NEW ENGLAND | 1:00 |
| DETROIT at CAROLINA | 1:00 |
| GREEN BAY at SAN DIEGO | 1:05 |
| NEW ORLEANS at N.Y. GIANTS | 1:00 |
| N.Y. JETS at OAKLAND | 1:15 |
| PHILADELPHIA at MIAMI | 1:00 |
| S.F. at MINNESOTA | 12:00 |
| WASHINGTON at DALLAS | 12:00 |

MONDAY, OCTOBER 25

| | |
|-----------------------|------|
| ATLANTA at PITTSBURGH | 9:00 |
|-----------------------|------|

SUNDAY, OCTOBER 31

(Eighth Weekend)

(OPEN DATES: N.Y. JETS, PITTSBURGH, SAN FRANCISCO)

| | FOX |
|-----------------------------|-------------|
| DALLAS at COLTS | 1:00 |
| BUFFALO at BALTIMORE | 1:00 |
| CAROLINA at ATLANTA | 1:00 |
| CHICAGO at WASHINGTON | 1:00 |
| CLEVELAND at NEW ORLEANS | 12:00 |
| JACKSONVILLE at CINCINNATI | 1:00 |
| MIAMI at OAKLAND | 1:05 |
| MINNESOTA at DENVER | 2:15 |
| NEW ENGLAND at ARIZONA | 2:05 |
| N.Y. GIANTS at PHILADELPHIA | 1:00 |
| ST. LOUIS at TENNESSEE | 12:00 |
| SAN DIEGO at KANSAS CITY | 12:00 |
| TAMPA BAY at DETROIT | 8:20 |

MONDAY, NOVEMBER 1

| | |
|----------------------|------|
| SEATTLE at GREEN BAY | 8:00 |
|----------------------|------|

SUNDAY, NOVEMBER 7

(Ninth Weekend)

(OPEN DATES: NEW ENGLAND, N.Y. GIANTS, OAKLAND)

| | CBS |
|-----------------------------|-------------|
| KANSAS CITY at COLTS | 1:00 |
| ARIZONA at N.Y. JETS | 1:00 |
| BALTIMORE at CLEVELAND | 1:00 |
| BUFFALO at WASHINGTON | 1:00 |
| CHICAGO at GREEN BAY | 12:00 |
| CINCINNATI at SEATTLE | 1:15 |
| DENVER at SAN DIEGO | 1:15 |
| JACKSONVILLE at ATLANTA | 1:00 |
| PHILADELPHIA at CAROLINA | 1:00 |
| PITTSBURGH at S.F. | 1:15 |
| ST. LOUIS at DETROIT | 1:00 |
| TAMPA BAY at NEW ORLEANS | 3:05 |
| TENNESSEE at MIAMI | 8:20 |

MONDAY, NOVEMBER 8

DALLAS at MINNESOTA 8:00

SUNDAY, NOVEMBER 14

(Tenth Weekend)

(OPEN DATE: ATLANTA)

COLTS at N.Y. GIANTS 1:00
BALTIMORE at JACKSONVILLE 4:05
CAROLINA at ST. LOUIS 12:00
CLEVELAND at PITTSBURGH 1:00
DETROIT at ARIZONA 2:15
GREEN BAY at DALLAS 3:15
KANSAS CITY at TAMPA BAY 1:00
MIAMI at BUFFALO 1:00
MINNESOTA at CHICAGO 12:00
SAN DIEGO at OAKLAND 1:05
S.F. at NEW ORLEANS 12:00
TENNESSEE at CINCINNATI 1:00
WASHINGTON at PHILADELPHIA 1:00
DENVER at SEATTLE 5:20

MONDAY, NOVEMBER 15

N.Y. JETS at NEW ENGLAND 9:00

SUNDAY, NOVEMBER 21

(Eleventh Weekend)

(OPEN DATE: MINNESOTA)

COLTS at PHILADELPHIA 1:00
ATLANTA at TAMPA BAY 1:00
BALTIMORE at CINCINNATI 4:05
BUFFALO at N.Y. JETS 1:00
CAROLINA at CLEVELAND 1:00
CHICAGO at SAN DIEGO 1:15
DALLAS at ARIZONA 2:15
DETROIT at GREEN BAY 12:00
NEW ENGLAND at MIAMI 1:00
N.Y. GIANTS at WASHINGTON 4:15
PITTSBURGH at TENNESSEE 12:00
ST. LOUIS at S.F. 1:15
SEATTLE at KANSAS CITY 12:00
NEW ORLEANS at JACKSONVILLE 8:20

MONDAY, NOVEMBER 22

OAKLAND at DENVER 7:00

THURSDAY, NOVEMBER 25

(Twelfth Weekend)

(OPEN DATE: DENVER)

CHICAGO at DETROIT 12:40
MIAMI at DALLAS 3:15

SUNDAY, NOVEMBER 28

N.Y. JETS at COLTS 4:15
ARIZONA at N.Y. GIANTS 1:00
CINCINNATI at PITTSBURGH 1:00
JACKSONVILLE at BALTIMORE 1:00
KANSAS CITY at OAKLAND 1:15
NEW ENGLAND at BUFFALO 1:00
NEW ORLEANS at ST. LOUIS 12:00
PHILADELPHIA at WASHINGTON 1:00
SAN DIEGO at MINNESOTA 12:00
TAMPA BAY at SEATTLE 1:05
TENNESSEE at CLEVELAND 1:00
ATLANTA at CAROLINA 8:20

MONDAY, NOVEMBER 29

GREEN BAY at S.F. 6:00

THURSDAY, DECEMBER 2

(Thirteenth Weekend)

(OPEN DATE: BUFFALO)

PITTSBURGH at JACKSONVILLE CBS 8:20

SUNDAY, DECEMBER 5

COLTS at MIAMI 1:00
CLEVELAND at SAN DIEGO 1:15
GREEN BAY at CHICAGO 12:00
KANSAS CITY at DENVER 2:15
NEW ORLEANS at ATLANTA 1:00
N.Y. JETS at N.Y. GIANTS 1:00
PHILADELPHIA at ARIZONA 2:05
ST. LOUIS at CAROLINA 1:00
S. F. at CINCINNATI 1:00
SEATTLE at OAKLAND 1:15
TENNESSEE at BALTIMORE 1:00
WASHINGTON at DETROIT 1:00
DALLAS at NEW ENGLAND 8:20

MONDAY, DECEMBER 6

MINNESOTA at TAMPA BAY 9:00

THURSDAY, DECEMBER 9

(Fourteenth Weekend)

(OPEN DATE: CHICAGO)

OAKLAND at TENNESSEE CBS 7:20

SUNDAY, DECEMBER 12

NEW ENGLAND at COLTS 1:00
ARIZONA at WASHINGTON 1:00
ATLANTA at S.F. 1:15
BALTIMORE at PITTSBURGH 1:00
CAROLINA at GREEN BAY 12:00
CLEVELAND at CINCINNATI 1:00
DETROIT at TAMPA BAY 1:00
MIAMI at N.Y. JETS 4:05
N.Y. GIANTS at BUFFALO 1:00
PHILADELPHIA at DALLAS 12:00
ST. LOUIS at NEW ORLEANS 12:00
SAN DIEGO at SEATTLE 1:05
MINNESOTA at KANSAS CITY 7:20

MONDAY, DECEMBER 13

DENVER at JACKSONVILLE 9:00

SATURDAY, DECEMBER 18

(Fifteenth Weekend)

(OPEN DATE: CINCINNATI)

PITTSBURGH at KANSAS CITY FOX 11:40
S.F. at CAROLINA 4:15

SUNDAY, DECEMBER 19

WASHINGTON at COLTS 1:00
ATLANTA at TENNESSEE 12:00
DETROIT at CHICAGO 12:00
JACKSONVILLE at CLEVELAND 1:00
NEW ENGLAND at PHILADELPHIA 1:00
NEW ORLEANS at BALTIMORE 1:00
N.Y. GIANTS at ST. LOUIS 12:00
N.Y. JETS at DALLAS 3:15
SAN DIEGO at MIAMI 1:00
SEATTLE at DENVER 2:15
TAMPA BAY at OAKLAND 1:05
BUFFALO at ARIZONA 6:20

MONDAY, DECEMBER 20

GREEN BAY at MINNESOTA 8:00

FRIDAY, DECEMBER 24

(Sixteenth Weekend)

(OPEN DATE: PHILADELPHIA)

DALLAS at NEW ORLEANS CBS 2:05

SATURDAY, DECEMBER 25

DENVER at DETROIT 4:15

SUNDAY, DECEMBER 26

COLTS at CLEVELAND 1:00
ARIZONA at ATLANTA 1:00
BUFFALO at NEW ENGLAND 1:00
CAROLINA at PITTSBURGH 1:00
CHICAGO at ST. LOUIS 12:00
CINCINNATI at BALTIMORE 1:00
GREEN BAY at TAMPA BAY 4:15
JACKSONVILLE at TENNESSEE 12:00
KANSAS CITY at SEATTLE 1:05
MINNESOTA at N.Y. GIANTS 1:00
OAKLAND at SAN DIEGO 1:05
WASHINGTON at S.F. 5:20

MONDAY, DECEMBER 27

N.Y. JETS at MIAMI 9:00

SUNDAY, JANUARY 2

(Seventeenth Weekend)

(OPEN DATE: CLEVELAND)

COLTS at BUFFALO 1:00 PM 12:00
ARIZONA at GREEN BAY 12:00
BALTIMORE at NEW ENGLAND 1:00
CINCINNATI at JACKSONVILLE 1:00
DETROIT at MINNESOTA 12:00
MIAMI at WASHINGTON 4:15
NEW ORLEANS at CAROLINA 1:00
N.Y. GIANTS at DALLAS 3:05
OAKLAND at KANSAS CITY 12:00
ST. LOUIS at PHILADELPHIA 1:00
SAN DIEGO at DENVER 2:15
SEATTLE at N.Y. JETS 1:00
TAMPA BAY at CHICAGO 12:00
TENNESSEE at PITTSBURGH 4:15

MONDAY, JANUARY 3

S.F. at ATLANTA 9:00

A man with a mustache, wearing a blue and white plaid shirt, stands in a garden. He has a thoughtful expression. In the background, a woman in a blue shirt is kneeling on the grass, possibly gardening. The scene is outdoors with trees and sunlight filtering through the leaves.

I WORK 10 HOURS A DAY,
50 HOURS A WEEK.


I GET UP
FOUR TIMES
A NIGHT.

MAYBE THERE'S A PROBLEM.

You've ignored it as long as possible, but there's someone who can't. Every time you get up, she wakes up. Now she's starting to get scared. No matter how successful, how tough or how healthy, three of five men over 40 are affected by prostate problems. But you don't have to sit back and let prostate infection, enlargement or cancer change your life forever. If you are experiencing pain or difficulty associated with urinating, there's something you can do. Contact your doctor or The Prostate Center. You can reach us at **877-304-4MEN** or online, because it's not always easy to be tough. Find the answers and learn your options. You do have choices.

**ADVANCED CARE
FOR A COMMON PROBLEM.**

The Prostate Center

 Gatorade® Thirst Quencher is the official sports beverage
of the National Football League® ©1999 S-VC

It's

in

the

NFL

is *it* in you?™

