



BALTIMORE
COLTS

78 MEDIA
GUIDE

THE FRONT FOUR

Volaré

LeBARDON



CHRYSLER

Plymouth

Cordoba
Horizon

**See your Baltimore Metro
Chrysler-Plymouth Dealer.**

**Car Center
Chrysler-Plymouth**
123 North Point Blvd.
Baltimore
288-3100

**Doug Griffith
Chrysler-Plymouth**
9213 Harford Rd.
Baltimore
661-3400

**Len Stoler
Chrysler-Plymouth**
201 Reisterstown Rd.
Pikesville
486-0700

Tate Chrysler-Plymouth
7 North Ritchie Highway
Glen Burnie
761-1560

Capitol Motors
240 West Street
Annapolis
269-1700

**Timonium
Chrysler-Plymouth**
10300 York Road
Cockeysville
666-9600

**Chrysler-Plymouth
West**
5530 Balto. National Pike
Catonsville
747-3535

**Govans
Chrysler-Plymouth**
5600 York Road
Baltimore
323-9000

BALTIMORE COLTS 1978 SCHEDULE

PRESEASON

Saturday, August 5	PITTSBURGH STEELERS	6:00
Saturday, August 12	at Tampa Bay Buccaneers	8:00
Friday, August 18	WASHINGTON REDSKINS	8:00
Saturday, August 26	at Detroit Lions	8:00

REGULAR SEASON

Monday, September 4	at Dallas Cowboys	8:00
Sunday, September 10	MIAMI DOLPHINS	4:00
Monday, September 18	at New England Patriots	9:00
Sunday, September 24	at Buffalo Bills	1:00
Sunday, October 1	PHILADELPHIA EAGLES	2:00
Sunday, October 8	at St. Louis Cardinals	1:00
Sunday, October 15	NEW YORK JETS	2:00
Sunday, October 22	DENVER BRONCOS	4:00
Sunday, October 29	at Miami Dolphins	4:00
Monday, November 6	WASHINGTON REDSKINS	9:00
Sunday, November 12	at Seattle Seahawks	1:00
Sunday, November 19	CLEVELAND BROWNS	2:00
Sunday, November 26	NEW ENGLAND PATRIOTS	4:00
Sunday, December 3	at New York Jets	1:00
Saturday, December 9	at Pittsburgh Steelers	1:00
Sunday, December 17	BUFFALO BILLS	2:00

CONTENTS

PERSONNEL

Organizational Chart	2
Colts Officers	3
Robert Irsay	4
Richard Szymanski	5
Ernie Accorsi	5
Ted Marchibroda	6
Assistant Coaches and Support Personnel	7
Players	11
How The Colts Were Built	47
Veteran Roster	48
First Year Roster	50
1978 Draft Choices	50

OPPONENTS	53
-----------	----

77 REVIEW	60
-----------	----

1977 IN REVIEW	68
----------------	----

COLT HISTORY	75
--------------	----

Historical Highlights	76
Hall of Fame Colts	79
Retired Jerseys	80
All Pro Colts	81
Pro Bowl Colts	81
Colts Championship Games	82
Colts Alumni	88
Draft Story	92

COLT RECORD BOOK

Attendance Records	98
Individual Records	98
Team Records	106
Top Performances (Season, Career, Game)	109
Year-by-Year Leaders	113
Longest in Colt History	117
Colt Lasts	117
Top Performances Against Colts	118
Preseason Results & Series Record	119
Colt All-Time Results	122
Series Records	130

COLT INFORMATION

Colts Corrals	132
Pronunciation Guide	133
Radio-TV Network	134
Memorial Stadium	135
NFL Schedule	136
Ticket Information	142
Media Information	142

BALTIMORE COLTS ORGANIZATION

FRONT OFFICE

ROBERT IRSAY	President and Treasurer
RICHARD SZYMANSKI	Executive Vice President and General Manager
HARRIET IRSAY	Vice President
MICHAEL G. CHERNOFF	Vice President and General Counsel
ERNIE ACCORSI	Assistant General Manager
JOSEPH CAUSIN	Vice President—Finance
ED ROSENBLOOM	Business Manager
FRED SCHUBACH	Player Personnel Director
BOB TERPENING	College Scout
JIM HUSBANDS	Public Relations Director
MARGE BLATT	Assistant Public Relations Director
LENNY MOORE	Promotions Director
JOHN UNITAS	Special Consultant
WILLIAM (BILL) ROBERTS	Ticket Manager
CAROL MARTIN	Assistant Ticket Manager
MARTIN DALY	Equipment Manager
JOHN FOSTER	Assistant Equipment Manager
ARTHUR EICH	Cinematographer
BOB COLBERT	Admin. Asst. to Head Coach
WALTER GUTOWSKI	Assistant in Public Relations
LOU ENGLE	Assistant in Public Relations
GREG GLADYSIEWSKI	Intern in Public Relations

COACHING STAFF

TED MARCHIBRODA	Head Coach
MAXIE BAUGHAN	Defensive Coordinator and Linebackers
DICK BIELSKI	Receivers
GEORGE BOUTSELIS	Special Teams
WHITEY DOVELL	Offensive Line
RALPH HAWKINS	Defensive Secondary
ED KHAYAT	Defensive Line

MEDICAL STAFF

ED BLOCK	Trainer Emeritus
MIKE O'SHEA	Trainer
TIM KIRSCHNER	Assistant Trainer
DR. E. J. McDONNELL	Team Physician
DR. NORMAN FREEMAN	Team Physician
DR. I. NORTON BROTMAN	Team Dentist

OFFICE STAFF

Bookkeeping—Lois Winans, Head Bookkeeper; Neva Morgan, Assistant; Purchasing Agent—Lillian Henry; Secretarial—Lois Kirtz, General Manager; Rhea Furtaw, Asst. General Manager; Maureen Kilcullen, Head Coach; Nancy Rosensweig, Personnel; Doris Plopper, Business; Receptionist—Norma Cascio; Ticket Office Assistants—Gloria Hoffman and Don Felts; Mail Clerk—Daniel Noble.

BALTIMORE COLTS

Executive Plaza III
Hunt Valley, Maryland 21031
Telephone: 301-667-4400

COLTS TICKET OFFICE

Memorial Stadium
Baltimore, Maryland 21218
Telephone: 301-243-3611



BALTIMORE COLTS OFFICERS



ROBERT IRSAY
President
and
Treasurer



RICHARD F. SZYMANSKI
Executive Vice
President and
General Manager



HARRIET IRSAY
Vice
President



MICHAEL G. CHERNOFF
Vice President
and
General Counsel



ERNIE ACCORSI
Assistant
General Manager



JOSEPH CAUSIN
Vice President—
Finance

ROBERT IRSAY

President and Treasurer



On July 26, 1972 Robert Irsay became the second owner in Colts history when he traded his recently acquired Los Angeles Rams team to Carroll Rosenbloom for his Baltimore Colts franchise.

Irsay purchased the Rams from the estate of the late Dan Reeves. "I could have stopped with the purchase of the Rams but I didn't. I wanted the Colts," stated Irsay.

Born on March 5, 1923 and raised in the "Bucktown" section of Northern Chicago, Irsay's life story is one that

can be described in one word: successful.

He worked his way through the University of Illinois. A walk-on quarterback candidate, he played with former Colt Alex Agase. Studies later forced Irsay to drop off the team.

Following his graduation with a degree in mechanical engineering, he served in the U.S. Marine Corp from 1941 to 1945. He was attached to the First and Fourth Marine Divisions. At the time of his discharge, he had reached the rank of Lieutenant.

Following World War II, he worked five years in the ventilation business before venturing out into business for himself. With \$800 borrowed from his wife's savings, Irsay created the Robert Irsay Company of Skokie, Illinois.

During the next 20 years, the Robert Irsay Company grew into one of the most respected and honored heating, air conditioning and ventilating companies in the world.

Among the company's accomplishments are Disney World, Detroit's Cobo Arena, Chicago's First National Bank, many buildings on the famed Chicago "Loop" plus numerous nuclear power stations and a multitude of office, residential and industrial complexes throughout the United States.

In 1971, Zurn Industries, a New York Stock Exchange company, purchased the Robert Irsay Company with the founder being retained as the managing official of the company.

Since acquiring the Colts in 1972, Irsay has not missed a pre-season or regular season game. "Professional football is one of the most exciting things in my life," stated the 55 year old Chicago native who lists George Halas, owner of the Chicago Bears and William Bidwell, owner of the St. Louis Cardinals as two close friends.

Professional sports is not new however to Irsay. In 1968, he was one of the original partners of the Montreal Expos in the Major League Baseball.

Active in civic affairs and charity work, Irsay has served as a member of the Board of Directors for the Eye Research Institute in Chicago and Michigan National Bank of Chicago. He is an active fund raiser for the Stritch School of Medicine of Loyola University and is the sponsor of numerous scholarships.

It has been under Irsay's direction that the annual Buddies Inc. Colt-Family Day has been re-established for the benefit of the Baltimore Police Boys Club. Through his generous efforts, a check for \$27,000 was presented in 1978 to the Council of Colt Corrals for the continuation of the charitable work that that organization does yearly.

An avid sports fan, Irsay loves water sports and golf. He and his wife Harriet have two sons Tom (24) and Jimmy (19).

RICHARD SZYMANSKI

Executive Vice President and General Manager



Dick Szymanski is entering his second season as Executive Vice President and General Manager of the Baltimore Colts. His association with the team however began 24 years ago when "Sizzy" was the Colts second round selection in the 1955 college draft. Over the past two decades, he has been a player, a coach, a member of the Personnel Department and on January 25th, 1977 became General Manager.

The Toledo, Ohio native played on three NFL championship teams (1958, 1959, 1968) and three times earned All Pro honors. At the end of his rookie season in 1955, he made the first of his three appearances in the NFL Pro Bowl (1955, 1962, 1964). During his 13 year career, he played both center and linebacker. In 1977, he was honored as the starting center for the Colts Silver Anniversary team.

Following the Colts Super Bowl appearance in 1969, Szymanski joined the staff of the Colts Personnel Department. In 1973, he was named Assistant Personnel Director and one year later was named Director of Pro Personnel. It was also during that year 1974, that he returned to the field as offensive line coach under Howard Schnellenberger.

A four year starter at Notre Dame, he played both center and linebacker for Irish coaches Frank Leahy and Terry Brennan. At the end of his senior year, he started at center for the College All-Star team that defeated the Cleveland Browns 30-27 in the Chicago Tribune Charities game. Later that year, he earned All-Pro honors during his rookie season.

Szymanski and his wife Patricia Ann live in Lutherville with their two children Debra Ann and Michael Patrick.

ERNIE ACCORSI

Assistant General Manager



Following two years with the NFL Office in New York, Ernie Accorsi returned to Baltimore in January of 1977 to assume the responsibilities of Assistant General Manager. Accorsi is no stranger to Baltimore or the Colts having served five years as Director of Public Relations from 1970 to 1975. During that time he earned the reputation of being one of the finest PR men in the NFL. Since leaving the public relations field with his move to the League Office, Accorsi has concentrated his efforts in

the administrative side of professional football. While working for the League, Accorsi served as Assistant to the President of the NFC.

A 1963 journalism graduate of Wake Forest University, Accorsi was a sportswriter for the Charlotte (N.C.) News, Baltimore Evening Sun and the Philadelphia Inquirer. Between the Baltimore and Philadelphia newspaper jobs, he worked one year as Director of Information for St. Joseph's College in Philadelphia. Before joining the Colts in '70, he worked as the assistant SID at Penn State.

Accorsi, his wife Judy and their three children Michael, Sheryln and Patrick live in Timonium.

TED MARCHIBRODA

HEAD COACH

Ted Marchibroda will be entering his fourth season as head coach of the Baltimore Colts. During his first three seasons, he has led the Colts to three AFC Eastern Divisional titles, has won ten or more games in each season and has become the winningest coach in Baltimore history with a winning percentage of 73.8%. His career record with the Colts is 31-11.

During his first season as head coach 1975, the Colts won 10 of fourteen games. The season before, the Colts managed to win only two of fourteen and finished last in the AFC East. In this "Cinderella" season, the Colts won their first AFC East title since 1970 and had their first winning season since 1971. Having lost four out of their first five games, the Colts rallied to win their last nine games of the season. Highlighting the winning streak was an overtime victory against the Miami Dolphins 10-7 in Baltimore. During their winning streak the Colts outscored their opponents 286-148.

For his efforts in turning the Colts around in only one season, Marchibroda was honored as Coach of the Year by the Associated Press, THE SPORTING NEWS, Pro Football Weekly, Football Digest and the Washington Touchdown Club.

In his second season as head coach, Marchibroda proved that the Colts were for real and that '75 was not a fluke. The Colts ended the '76 season with their best record since 1970 when they registered an 11-3 mark. The Colts posted a 7-1 record in the AFC East and won their second straight conference crown.

Last season saw a continuation of the winning tradition started in his first two seasons. The Marchibroda-led Colts won their third consecutive AFC East title. To win it, the Colts had to score 27 points in the last half of the last game to defeat the New England Patriots 30-24 in Memorial Stadium. The win gave the Colts a seasonal record of 10-4 and put them in the play-offs for the third time.

Marchibroda has had tremendous success in the AFC Eastern Conference having won 19 and losing on 5. His record is perfect against the New York Jets, winning all six contests between the two teams. Against the Miami Dolphins and the Buffalo Bills, Marchibroda has a 5-1 mark losing the first game his Colts team played against the Bills and the last game they played against the Dolphins. Only the New England Patriots have managed to escape the Colts winning ways. Against New England, Baltimore has a 3-3 record. Basic football and consistency are two characteristics of Ted Marchibroda and his record proves this.

Before joining the Colts in '75 as head coach, Marchibroda served 14 years as an assistant coach. He started his pro career with the Washington Redskins in 1961 as backfield coach for Bill McPeak. In 1965, he joined the L.A. Rams staff and worked nine years with George Allen. In 1971 he was named offensive coordinator for the Redskins when Allen was named head coach.

Marchibroda's pro experience began in 1953 when he was selected by the Pittsburgh Steelers in the first round of the college draft. A quarterback at both St. Bonaventure and Detroit,



his best season as a pro was in 1956 when he finished second in the NFL in passing completing 124 of 275 passes for 1585 yards and 12 touchdowns.

Marchibroda was born March 15, 1931 in Franklin, Pa. He and his wife, the former Henrietta Schlosser of Oil City Pa., have four children, two daughters Jodi and Lonni and two sons Robert and Ted. Ted is currently attending the University of Virginia and is a wide receiver for the Cavaliers football team. Marchibroda became head coach of the Colts on February 15, 1975.

ASSISTANT COACHES

MAXIE BAUGHAN, Defensive Coordinator and Linebackers

Maxie Baughan, four times an All-Pro linebacker during his 14-year career, joined the Colts staff in 1975. He retired as an active player in 1971 and spent the 1972-73 seasons as assistant head coach and defensive coordinator at his alma mater, Georgia Tech. He rejoined the Redskins in 1974 as a player-coach, before coming to Baltimore. The 39 year Old Alabama native was the second draft choice of the Philadelphia Eagles in 1960. He gained All-Pro and Pro Bowl honors nine times and served as defensive captain there, before being traded to Los Angeles in 1966, where he gained like honors. He was traded to Washington in 1971. An All-American at Georgia Tech as a center and linebacker, Baughan is a member of the school's Hall of Fame and has been selected as a member of the all-time teams at Georgia Tech, Philadelphia and Los Angeles. He and his wife, Dianne, have three sons.



DICK BIELSKI, Receivers

In his fifteenth season as coach in the NFL, Dick Bielski had formerly spent nine years as receiver coach with the Baltimore Colts. After being with the Redskins since February 1973, he rejoined the Colts in February of 1977. He starred as fullback and place kicker with the University of Maryland for four years (1951-54). He was a member of coach Jim Tatum's National Championship team at Maryland (1953). Selected in the first round of the 1955 college draft by the Philadelphia Eagles, he played tight end for the Eagles for five years (1955-59). He was traded to the Dallas Cowboys where he started at tight end for two years before being traded to Baltimore where he also played tight end for two years before joining the Colt coaching staff in 1964. As a pro, Bielski caught 107 passes for 1,305 yards and 12 touchdowns while kicking 58 extra points and 26 field goals. He played in the 1952 Sugar Bowl and the 1954 Orange Bowl. He and his wife, Jo, have four children and reside in Timonium, Maryland.



GEORGE BOUTSELIS, Special Teams

George Boutselis is in his fourth year with the Colts and the NFL as the team's first special teams coach. He attended the University of North Carolina, where he played quarterback and began his coaching career. He served as a graduate assistant (1963) and as offensive (1964) and defensive backfield coach (1965-66). He was defensive backfield coach at the University of Cincinnati in 1967-68, before returning to the Atlantic Coast Conference in 1969 as defensive coordinator at Maryland. He moved to Iowa



State in 1972 as defensive coach and to Virginia as defensive coordinator in 1973. In 1974, he was defensive backfield coach of the Charlotte Hornets of the WFL. Boutselis, 37 years old, is a native of Harrisburg, Pa., and is single.

WHITEY DOVELL, Offensive Line

Whitey Dovell, an eleven-year NFL coaching veteran, is in his fourth year with the Colts. His past professional coaching experience was gained at Chicago (1972-74) and Denver (1967-71). Whitey served 15 years at the University of Maryland, his alma mater, before joining the professional ranks. Following his graduation in 1951 with a degree in physical education, he remained at Maryland as freshman coach. In 1955, he moved to the varsity, where he coached the offensive line, receivers, defensive line and linebackers during the next 12 years. The 51 year old Newark, N.J., native played offensive guard for the late Jim Tatum at Maryland. He graduated in 1947 from Newark Central High School after interrupting his high school education to serve with the Seabees in World War II from 1944-46. He and his wife, Claire, have three daughters.



RALPH HAWKINS, Defensive Secondary

Ralph Hawkins is entering his tenth year as an assistant coach in the National Football League. Before joining the Colts last January, Hawkins served as the defensive secondary coach at Washington for six years. He was an assistant at Buffalo from 1969-71, prior to joining the Redskins in February of 1972. Hawkins played quarterback, halfback, cornerback and safety from 1953-55 at the University of Maryland. Following a year at Bishop O'Connell High School (1958) and a year as an assistant at Maryland (1959), he played for the New York Titans of the American Football League in 1960. He then served as an assistant coach on the college level for the next eight years at SMU (1961), Kentucky (1962-65), West Point (1966), Maryland (1967) and Cincinnati (1968). Hawkins is a 43-year old native of Washington, D.C. He and his wife, Carol, have three daughters and reside in Rockville, Maryland.



ED KHAYAT, Defensive Line

One of the ringleaders of Philadelphia's 1960 NFL championship defensive units, Ed Khayat joined the Baltimore Colts in February of 1977, after spending the previous two years with the Falcons. A Tulane University graduate, Khayat played 10 seasons in the NFL. He was signed by Washington as a free agent in 1957; played with the Eagles from 1958-61; was traded to Washington for 1962-63; returned via trade to Philadelphia in 1964-65; and, then ended his career with Boston of the old AFL in 1966. Since 1967, his NFL coaching positions have been defensive line, New Orleans, 1967-70; defensive line until promoted to head coach, Philadelphia (three games into the season) 1971 (finishing 6-4-1) and 1972 (2-11-1); defensive line, Detroit, 1973-74, and, Atlanta since January, 1975. The 43 year old Khayat is a native of Moss Point, Miss. He and his wife, Deborah, have two children, Eddie, Jr., 8, and Bill, 4.



ED BLOCK, Trainer Emeritus

For the past 25 years he has been known as "Ed Block of the Colts" and for 25 years he has served as friend, confidant, and healer for the players of the Blue and White. Due to a severe heart attack before the '77 season, "Ed Block of the Colts" was recently named Trainer Emeritus. A member of the Citizens Savings Athletic Trainers Hall of Fame, Block has been associated with the Colts since 1954. He joined the Baltimore organization from the physical education staff of Washington University in St. Louis. A native of St. Louis, Block attended the University of Missouri where he earned his Bachelor and Masters degrees in Physical Education. Following World War II, where he served as an executive officer for a tank outfit and was decorated with a Purple Heart, he continued his education while on the staff at Washington University, earning his doctorate from Columbia. In addition to his work with the Colts, Block has worked with the Kernan's Children's Hospital, Johns Hopkins Hospital and with the in-space conditioning program for NASA.



MIKE O'SHEA, Trainer

Mike O'Shea joined the Colts training staff in 1973. Prior to joining the Colts, the 33 year old Brenham, Texas native served four years of active duty in the U.S. Air Force working as assistant trainer at the Air Force Academy in Colorado. A 1968 graduate of the University of Texas, O'Shea earned his Masters degree in physical education from Kent State University. Twice he has been selected to serve as head trainer for the AAU track team in European competition. His first trip to Europe was in February of 1976 when he served as trainer for the U.S. AAU Men's and Women's Indoor team which completed in Leningrad. In 1978, he held a similar position with the track team that completed in Milan, Italy. In addition to his responsibilities as the Colts trainer, O'Shea was appointed the teams strength coach and calisthenic-stretch instructor. Born on May 15, 1945, O'Shea and his wife Annette live with their son Chad and their daughter Julie Marie in Parkville, Md.



TIM KIRSCHNER, Assistant Trainer

Tim Kirschner became a member of the Colt staff in August of 1977. Prior to joining Baltimore, he worked for three years as an assistant trainer at Michigan State University. During that period, he also served as an instructor of athletic training for undergraduate students. Kirschner received his bachelor's degree in physical education from the University of Texas. He earned his master's degree at Michigan State while working as a graduate assistant trainer with the football and wrestling teams. In 1974, he served as assistant trainer at the USA-USSR Junior Track and Field Championships in Austin, Texas and in 1976, he was head trainer for a United States team in a wrestling match against the USSR held in East Lansing, Michigan. He also served as assistant trainer for the AFC team in the 1978 Pro Bowl. The 28-year old native of Austin, Texas is single and resides in Owings Mills, Maryland.



FRED SCHUBACH, Player Personnel Director

Fred Schubach has been with the Baltimore Colts since the club's inception in 1953, serving the past five years as Player Personnel Director. A Philadelphia native, Schubach joined the Colts as equipment manager, after working for his father, Fred, who served 27 years as the Philadelphia Eagles equipment manager. In 1967, he was asked to join the personnel staff on a part-time basis, while continuing his equipment duties. He became a full-time member of the personnel department in 1971, and in 1973 was named director. Schubach also has spent time in professional baseball, as a catcher in the Philadelphia Athletics farm system and as batting and bull pen catcher for the A's. He served in the Army Medical Corps during the Korean War and was stationed at the Osaka Army Hospital. Fred and his wife, Hazel, have two sons, Fred, Jr., and Richard, and reside in Lutherville, Md.



BOB TERPENING, College Scout

Bob Terpening joined the Colt Personnel Staff in February of 1977 after three years as football coach at Mount Hebron High School in Ellicott City, Maryland. Terpening received his bachelor's degree from Shepherd College where he was a standout defensive tackle and earned his master's degree at West Virginia University. In 1969-70, he was head football coach at Baltimore City College where he played high school football under former Colt Personnel Director, George Young. He graded films of college talent for the Colts in 1970 and in 1971, he joined the New England Patriots' Scouting Department on a full-time basis until 1973. From 1974-77, he served as a part-time scout for the Patriots while coaching at Mount Hebron. Terpening is a native Baltimorean who resides with his wife and two sons in Reisterstown, Maryland.



MARTIN DALY, Equipment Manager

Martin Daly joined the Colts organization in June 1976. Daly came to Baltimore after serving four years as equipment manager at Michigan State University. He began his work with the equipment staff at Michigan State in 1965 and was named equipment manager in 1972. Daly, a Lansing, Mich., native attended Lansing Community College and was employed by the Michigan Department of State Highways prior to joining the university. He resides with his wife, Jane, and daughter, Chrissy, in Cockeysville Maryland.



PLAYER BIO'S

**MACK ALSTON (83) 9 Yr. TE 6-5 233 Maryland-East. Shore
FA '77 Birthdate: April 27, 1947**

PRO: Used mostly for blocking purposes in short-yardage situations last season . . . came to the Colts as a free agent after spending four years with the Houston Oilers as the starting tight end . . . drafted in 11th round by Washington in 1970 and spent three seasons with Redskins before being traded to Houston . . . best year as a pro came in 1974 when he caught 17 passes for 249 yards and 3 touchdowns.

COLLEGE: Played tight end, split end, defensive end and linebacker while at Maryland-Eastern Shore . . . graduated with a bachelor's degree in business administration.

PERSONAL: Born in Georgetown, South Carolina . . . lives in Alexandria, Virginia during the off-season with wife, Rose, and daughter, Andrea.



**RON BAKER (60) 1 Yr. G 6-4 247 Oklahoma State
No. 10 '77 Birthdate: Nov. 19, 1954**

Sustained an ankle injury as a rookie and was placed on injured reserve list, causing him to miss entire 1977 season . . . when evaluating the offensive line for the upcoming season, head coach Ted Marchibroda referred to Baker as "an excellent prospect" . . . drafted on the 10th round in 1977 out of Oklahoma State where he was a major factor on the offensive line . . . as a junior college transfer, he earned a starting berth in his third game and started a chain reaction along the offensive line that coaches credited with much of the success of the team . . . played at 215 pounds as a junior and built up to 242 for his senior season without losing any of the quickness that made him the fastest member of the State line . . . specialized in cross-blocking but also excelled as a pulling guard . . . attended Indian Hills Junior College and was named honorable mention All-American on team that played in the Wool Bowl game and finished second in the national rankings.



**MIKE BARNES (63) 6 Yr. DT 6-6 256 Miami (Fla)
No. 2 '73 Birthdate: Dec. 24, 1950**

PRO: Has established himself at defensive tackle on the left side of the Colts famed "Sack Pack" . . . Was honored at the end of the '77 season by the players of the NFL as the best defensive lineman in the NFL . . . Awarded the Mack Truck "Bulldog" Award by the NFL Players Association . . . Credited with 51 tackles and 8 quarterback sacks for minus 78 yards in his best season as a pro . . . Had a personal season high of 9 tackles against the N.E. Patriots . . . Was credited with 5 tackles and 3 sacks for 23 yards lost against the Broncos . . . Had 7 tackles and blocked a punt against Oakland in the AFC Play-off game . . . Was a starter in the 1978 PRO



Bowl game in Tampa. . . Named to the New York Daily News 1977 All Pro team and to The Sporting News AFC All Star team. . . Has had some of his best games against the Dolphins. . . In '77 he had a total of 12 tackles (6 in each game) 2 QB sacks (one in each game) and a forced fumble. . . In '76, he blocked a Garo Yepremian extra point with 12 seconds left in the game to give the Colts a 17-16 win on Monday night national TV. . . In '75, he sacked Miami QB Don Strock and forced the Dolphins to give up the ball on their final possession in regulation time, the Colts won in overtime. . . Had 43 solo tackles in '76. . . Saw action as starting defensive end in 12 games in 1973.

COLLEGE: Started as a sophomore and junior at defensive end and at defensive tackle as a senior, totaling 177 tackles. . . played in the Senior Bowl. . . compiled 3.0 academic average majoring in chemistry and art studies. . . his 1971 (junior) play was limited by illness. . . had strong senior season and was drafted in the second round by the Colts in 1973.

PERSONAL: Born in Pittsburgh and attended Peabody High School. . . played fullback and defensive tackle and was a member of the swimming team. . . both teams were coached by former Colt, Goerge Radosevich. . . some of his sketches and sculpture works have been exhibited. . . lives in Baltimore in the off-season where he and teammate Joe Ehrmann operate a catering business. . . married during the off-season. . . wife's name Hollie.

**TIM BAYLOR (47) 2 Yr. DB 6-6 201 Morgan State
No. 10 '76 Birthdate: May 23, 1954**

PRO: In two seasons with the club, he has established himself as a special teams standout. . . his 16 tackles on kickoff and punt coverage last year was third-highest total on the squad. . . in 1976, he ranked second in special teams tackles with total of 18. . . also saw limited action in the defensive secondary last season, making a dozen tackles and causing one fumble as a free safety.

COLLEGE: Four-year starter at safety at Morgan State. . . Earned all-MEAC and all-Maryland honors for three seasons, 1973-75. . . team co-captain in 1975. . . first team All-American pick by Pittsburgh Courier. . . had six career interceptions. . . Majored in physical therapy.

PERSONAL: Born in Washington, D.C., and attended Cardozo High School competing on the football team as both a defensive back and a receiver. . . single and makes his home during the off-season in Baltimore.



**LYLE BLACKWOOD (44) 6 yr. DB 6-0 190 Texas Christian
Waivers from Seattle '77 Birthdate: May 2, 1951**

PRO: Ended the '77 season as the NFL's pass interception leader with ten for 163 yards. . . stole three passes against New York Jets and two against Kansas City. . . named to the Associated Press 1977 All Pro team (second team) and to the New York Daily News '77 All AFC team. . . led defensive secondary in tackles with 56 solos and 16 assists. . . his ten interceptions tie him with Milt Davis ('57) for most interceptions in a single season. . . saw primarily special teams work while with Seattle in '76. . . blocked two field goals with Seattle against Dallas and Tampa Bay. . . went to Seattle on the



veteran allocation draft...9th-round selection by Denver in 1973, obtained by Cincinnati prior to the 1973 season and played three seasons with the Bengals...intercepted two passes for Cincinnati in 1975.

COLLEGE: While co-captain at Texas Christian, he set a school record for the longest interception return - an 83 yarder against the University of Washington in 1971...intercepted nine passes in his two years and won All-Southwest Conference honors in both 1971 and 1972...played in North-South All-Star game.

PERSONAL: Transferred to TCU from Blinn, Texas Junior College where he intercepted 15 passes in two seasons...attended Churchill High in San Antonio, Texas, and lettered in football, basketball, and baseball...his brothers Mike and Glenn played football at TCU and Texas, respectively...he and his wife, Suzanne, and daughter, Ashley, reside in River Ridge, Louisiana.

FORREST BLUE (50) 11 Yr. C 6-5 260 Auburn
Trade—San Francisco '75 Birthdate: Sept. 7, 1945

PRO: Played in 11 games in 1975 and has appeared in every game the past two seasons with the Colts...Serves as the center on special teams...Backs up starter Ken Mendenhall...Played in PRO Bowl in 1971-74 and was named All Pro in 1971-73...Acquired by the Colts from San Francisco on Sept. 15, 1975 for a 1978 third round draft choice...Started every game for the 49ers from 1969 until he was injured in 1974...Underwent surgery (11/27/74) for a broken nose and fractured cheekbone suffered on the same play against the Falcons...returned a fumble 25 yd. for a touchdown against New England in 1971...Played tackle briefly at the beginning of his career.



COLLEGE: San Francisco's number one draft pick in 1968 out of Auburn...earned three letters at center and some All-America recognition as a senior...played in the Blue-Gray, Senior Bowl, and College All-Star games...played tackle, center and defensive end in the Senior Bowl game...captained the War Eagles as a senior...played freshman baseball...graduated with a degree in economics.

PERSONAL: Born in Marfa, Texas, but lived in many places, including Japan and Panama, since father was in the military...eventually settled in Tampa, Fla., where he attended Chamberlain High School...has interest in a sales development and manufacturing company in Sunnyvale, Calif...enjoys hunting, fishing and golf...wife, Anne, and daughters, Brandi and Britney, live in Los Altos Hills, Calif.

RANDY BURKE (84) 1 Yr. WR 6-2 185 Kentucky
No. 1 '77 Birthdate: May 26, 1955

Suffered shoulder separation early in Training Camp last year and sat out the entire season...has come back from two operations, (shoulder and knee) last year, to make a strong bid for a spot on the Colts' roster...caught 37 passes for 428 yards, and two touchdowns, in run-oriented offense at University of Kentucky...capped his career with a sensational performance in the Senior Bowl game in Mobile, Alabama, with 11 catches for 126 yards including seven in the first half for 83 yards.



**ROGER CARR (81) 5 Yr. WR 6-2 201 Louisiana Tech
No. 1a '74 Birthdate: July 1, 1952**

PRO: After emerging as one of the NFL's premier deep threats in 1976, he saw action in only seven games last season due to a knee injury sustained in practice just prior to the club's second regular season contest... finished with 11 receptions for 199 yards and one touchdown... his best effort came in the opening game against Seattle when he caught two passes for 66 yards and one touchdown, including a 45 yarder for his longest reception of the season... led



Colts for the fourth consecutive year in average yards per catch with an 18.1 mark... had his best year as a pro in 1976 when he caught 43 passes for 1,112 yards and 11 touchdowns... his 25.9 yard average per catch in 1976 is the best ever for the Colts, surpassing Jimmy Orr's 25.6 mark set in 1968... his career average of 22.8 places him number one in the record book with three yards to spare... became only the Second Colt to account for more than 200 yards receiving in a game with his 210 against the New York Jets Oct. 24, 1976... his 1976 total of 1,112 yards receiving ranks second only to Berry's 1960 total of 1,298 in the Colt record book and was the top individual mark in the league... his 90 yard touchdown pass from Bert Jones against the Jets Nov. 16, 1975, is the longest in Colt history and he also shares second spot with John Mackey with an 89 yard touchdown catch from Jones against Buffalo on Nov. 9, 1975, only a week prior to his record catch against the Jets... ironically, his 90 and 89 yard touchdown catches were his first scores as a Colt... Those were his only touchdowns until the 1976 season when he scored 11 times and his performance for the year earned him his first spot on the AFC's Pro Bowl team... he was named to the Associated Press, NEA and Pro Football Writers Association All-Pro second teams and was an ALL-AFC selection by the AP and United Press International in 1976.

COLLEGE: Named small college All-American in 1972-73... played in the East-West and Senior Bowl all-star games... led the nation in pass receiving in 1972 as a junior with 40 catches for 1018 yards and five touchdowns... career statistics totaled 114 receptions for 2717 yards and 19 touchdowns... all-Southland Conference selection as a junior and senior... named offensive player of the year in the conference as a junior... helped Louisiana Tech to the NCAA Division II national title in 1973... was recruited by Louisiana Tech as a trackman (long jump and hurdles)... asked for football tryout, made the team, and gave up track... used mainly as punter as a freshman... also played some basketball... studied physical education and English.

PERSONAL: Born in Seminole, Okla., and attended Enid High School... won state decathlon championship as a sophomore... also played football as offensive lineman, linebacker and punter... transferred to Cotton Valley (La.) High School after sophomore year... school had no track team, but entered state meet as a senior and won long jump title with leap of 23-11... married (Undine) and lives in Cotton Valley... has two sons (John and James).

CARR'S STATISTICS

RECEIVING	G	No.	Yards	Avg.	LG	TD
1974	11	21	405	19.3	57	0
1975	14	23	517	22.5	90t	2
1976	14	43	1112	25.9	79t	11
1977	7	11	119	18.1	45	1
Career	46	98	2153	22.0	90t	14

POST-SEASON

RECEIVING	No.	Yards	Avg.	TD
1975 at Pittsburgh	0	0	0.0	0
1976 vs. Pittsburgh	2	35	17.5	1
Career	2	35	17.5	1

CAREER HIGHS

Receptions—6 vs. N.Y. Jets, Dec. 15, 1974, vs. New England, Dec. 21, 1975 and vs. Cincinnati, Sept. 19, 1976; **Yardage**—210 at N.Y. Jets, Oct. 24, 1976; **Long**—90t vs. N.Y. Jets, Nov. 16, 1975.

FRED COOK (72) 5 Yr. DE 6-3 243 Southern Mississippi No. 2 '74 Birthdate: April 15, 1952

PRO: Started every game since his rookie season at defensive end . . . 57 consecutive games . . . Had his best pro season in 1977, leading the defensive line in tackles with 65 and in quarterback sacks with 9 for a minus 59 yards . . . Also blocked two field attempts and one extra point . . . Named to The Sporting News AFC All Star team in '77 . . . Was credited with 11 quarterback sacks in '76 and 16½ in '75 . . . Had 60 individual tackles, caused two fumbles, recovered one and intercepted one pass in both the '75 and '76 seasons . . . Set a club record with a 49 yard fumble return for a TD against the Jets at Memorial Stadium in '75 . . . Named to the UPI and The Football Digest 1974 All Rookie Teams . . . Totaled 51 primary tackles, two QB sacks and two fumble recoveries as a rookie.



COLLEGE: Played in Blue-Gray, Senior Bowl, and North-South all-star games . . . selected as defensive most valuable player in Blue-Gray game . . . captained Southern Mississippi football squad as a senior and earned third-team Associated Press All-America notice . . . two-time all-southeastern independent pick . . . had career totals of 263 tackles, 108 assists and 45 quarterback sacks as four-year defensive end . . . dean's list student in therapeutic recreation.

PERSONAL: Born in Pascagoula, Miss., and attended Our Lady of Victory High School . . . captained football team . . . enjoys swimming and basketball . . . Married before the New England football game at the end of the '77 season . . . Resides in Pascagoula, Mississippi.

COOK'S STATISTICS

INTERCEPTIONS	G	No.	Yards	Avg.	LG	TD
1974	14	0	0	0.0	0	0
1975	14	1	8	8.0	8	0
1976	14	1	1	1.0	1	0
1977	14	0	0	0.0	0	0
Career	56	2	9	4.5	8	0


Fumble recoveries: 4 in 1975 including one for 49-yard touchdown return vs. N.Y. Jets Nov. 16, 1975, a Colts' record; 1, 1976.

**DAN DICKEL (55) 5 Yr. LB 6-3 230 Iowa
No. 7 '74 Birthdate: Aug. 24, 1952**

PRO: He has played in all 56 games in the first four years of his career as a backup linebacker and as a key man on the Colts' special teams...blocked two punts during 1975 season...as a rookie, had one pass interception and two fumble recoveries at New England...credited with 10 tackles as linebacker in 1977 and participated in 10 more on kickoff and punt coverage teams.

COLLEGE: Three-year letterman at defensive end...named to All-Big 10 squad as a senior and played in American Bowl...led Iowa in sacks as a junior and senior...was team's most valuable player junior season and led team with 66 solo tackles as co-captain during senior season...earned degree in elementary education.

PERSONAL: Born in Fort Riley, Kansas...earned letters in football, basketball and track at Mid-Prairie High School in Wellman, Iowa...enjoys fishing and golf...works as a substitute grade-school teacher during the off-season...he and his wife, Denise, and son, Daren, reside in Iowa City, Iowa.



**GLENN DOUGHTY (35) 7 Yr. WR 6-1 205 Michigan
No. 2a '72 Birthdate: Jan. 30, 1951**

PRO: Colts' top gun from the wide receiver post last season, grabbing 28 passes for 435 yards and 4 touchdowns...his best effort came in the final and most crucial game of the season against New England, when he caught 5 passes for 110 yards and scored one touchdown...his biggest catch of the season came in the fourth quarter of that final contest, when his 57 yard reception initiated the Colts' drive toward the winning touchdown, enabling the club to clinch a playoff spot...had his best seasons in 1975 (39 catches for 666 yards) and 1976 (40 receptions for 628 yards)...he gives the Colts balance and consistency at his wide receiver position...has been a starter for last three seasons after regaining the assignment at the start of the 1975 campaign...had a 24-game pass catching streak which spread from the sixth game of 1975 through the second game of the 1977 season...led the Colts in receiving in 1973 with 25 receptions for 587 yards and four scores...his average per catch—23.5—was second in the NFL in 1973...Colts' second pick in the second round of the 1972 draft...placed on the active roster beginning with the fourth game of rookie year...rookie season was hampered by series of nagging injuries.

COLLEGE: Switched from wingback to wide receiver, when he joined the Colts...first action at wide receiver came in the 1972 College All-Star game...also played in Coaches All-America game...totaled 1464 yards rushing and 518 yards receiving in his collegiate career...played tailback as a sophomore and junior at Michigan, where he was on two Rose Bowl teams...named winner of the 1969 John F. Maulbetsch award as Michigan's outstanding freshman football player...toured Vietnam during the summer of 1971...studied education and economics.

PERSONAL: Born in Detroit, where he attended Pershing High School...was an outstanding all-around athlete...earned high school All-American recognition in football and played on two state basketball title teams...basketball teammates included Spencer Haywood and Ralph Simpson...has done



some radio and TV work in the off-season... leader of Colt musical group known as "The Bakers"... wife, Janice, son, Derrick, and Glenn live in Randallstown, Md.

DOUGHTY'S STATISTICS

RECEIVING	G	No.	Yards	Avg.	LG	TD
1972	5	3	31	10.3	19	0
1973	14	25	587	23.5	66t	4
1974	13	24	300	12.5	27	2
1975	14	39	666	17.1	63	4
1976	14	40	628	15.7	41	5
1977	13	28	435	15.5	57	4
Career	73	159	2647	16.6	66t	19

RUSHING	No.	Yards	Avg.	LG	TD
1972	2	33	16.5	17	0
1973	10	96	9.6	30	0
1974	7	51	7.3	17	0
1975	1	5	5.0	5	0
1976	0	0	0.0	0	0
1977	2	11	5.5	16	0
Career	22	196	8.9	30	0

POST-SEASON

RECEIVING	No.	Yards	Avg.	LG	TD
1975 at Pittsburgh	2	63	31.5	58	1
1976 vs. Pittsburgh	1	25	25.0	25	0
1977 Oakland	1	20	20.0	20	0
Career	4	108	27.0	58	1

CAREER HIGHS

Receptions—6 vs. Buffalo, Oct. 12, 1975 and vs. Buffalo, Oct. 17, 1976; **Yardage**—110 vs. N.E., Dec. 18, 1977; **Touchdowns**—2 at Chicago, Sept. 21, 1975 and at New England Sept. 12, 1976; **Long**—66t at Detroit, Oct. 21, 1973.

JOHN DUTTON (78) 5 Yr. DE 6-7 266 Nebraska No. 1 '74 Birthdate: Feb. 6, 1951

PRO: Played in 12 of 14 games in 1977, recording 39 tackles (26 solo, 13 assists) and 6 quarterback sacks for losses totaling 48 yards... best effort came against the Bills in Buffalo when he notched three quarterback sacks... selected to the AFC Pro Bowl Team for the third consecutive year in 1977... also named to Pro Football Weekly and UPI 1977 All-AFC Team... led the club in quarterback sacks in 1975 with a career high of 17 and again in 1976 with a total of 13...



finished the 1976 season with 62 tackles and 11 assists... honors in 1976 included Associated Press All-NFL, All-Pro and All-AFC teams and United Press International All-AFC team... also named second team All-Pro by the Professional Football Writers Association... finished in a third-place tie in UPI and in fourth-place in AP voting for 1974 Rookie of the Year... selected to the UPI, Pro Football Writers, and Pro Football Weekly all-rookie teams.

COLLEGE: Consensus All-America, two-year starter and captain at Nebraska... played in the College All-Star and Senior Bowl games... made 71 tackles and eight QB sacks as a senior... also named unanimous Big 8 choice... Nebraska won the national championship and played in the Orange Bowl his sophomore year... played in the Orange Bowl again his junior season and in the Cotton Bowl after the 1973 season... toured military bases in Europe in summer of 1973 as part of NCAA-Defense Department program... also threw discus for Cornhusker track and field team... studied business.

PERSONAL: Born in Rapid City, South Dakota, and attended that high school...also played basketball, and in fact, received more collegiate basketball scholarship offers than football... John and his wife, Ginny, reside in Malcolm, Neb.

**JOE EHRMANN (76) 6 Yr. DT 6-4 254 Syracuse
No. 1a '73 Birthdate: March 29, 1949**

PRO: Missed 5 games in 1977 due to broken hand sustained in second game of season vs. Jets but still managed to finish the season with 40 tackles (27 solo, 13 assists) and 7 quarterback sacks for losses of 54 yards...had his best effort in playoff game vs. Oakland when he recorded 7 solo tackles and assisted on 6 others...Head Coach Ted Marchibroda regards 1976 as his best season, when he participated in 67 tackles and had 11 quarterback sacks...hampered



by injuries in the first two years of his career but has started in every game during 1975 and 1976,...earned his starting right defensive tackle assignment as a rookie...selected for the 1976 Pro Bowl team...also named to the All-AFC team by United Press International in 1976 and to the All-Pro second team by the Pro Football Writers Association.

COLLEGE: UPI All-America at Syracuse...starter in 1969-70 and 1972, but missed 1971 after undergoing knee surgery for injury suffered in spring practice...junior season was best...led team in tackles and total of 61 yards in losses on QB sacks...also made four fourth-and-goal tackles that season...played in East-West Shrine and Hula Bowl games...participated in lacrosse as a junior and senior...studied physical education.

PERSONAL: Born in Buffalo, N.Y., and attended Riverside High School...nickname is "Rookie"...resides in Cockeysville, Md...Owns a Catering Business in Baltimore with teammate Mike Barnes.

**RON FERNANDES (73) 4 Yr. DE 6-4 255 Eastern Michigan
FA '76 Birthdate: Sept. 11, 1951**

PRO: A solid, versatile performer last season, filling in at defensive end until John Dutton rounded into shape at the beginning of the season and subbing at defensive tackle when Joe Ehrmann missed several games because of a broken hand...tenth-round draft choice of Miami Dolphins in 1973, released and signed by New England...cut by Patriots just prior to opening of 1973 season but rejoined the club for final five games of season...switched to linebacker in 1974



training camp but cut again just prior to opening of season...signed with Detroit Wheels of WFL...sat out 1975 season serving as part-time coach at Eastern Michigan...signed by Colts prior to 1976 season, won a spot on 43-man roster...considered the "surprise of the defensive line" in 1976 by head coach Ted Marchibroda...played in all 14 games of the 1977 season, starting in half of the contests...contributed 16 solo tackles and assisted on 8 others while being credited with 3½ quarterback sacks...also blocked one field goal.

COLLEGE: Lettered three years at defensive tackle at Eastern Michigan...played his sophomore and junior seasons with All-America Dave Pureifory and became the leader of the defensive line his senior season with 101 tackles.

PERSONAL: Lettered in baseball and football at Rocky River, Ohio, High School before moving to Ypsilanti, Mich., where he lettered in wrestling and football for Ypsilanti High School. . . single and lives in Milford, Mich.

**WADE GRIFFIN (69) 2 Yr. T 6-5 231 Mississippi
FA '77 Birthdate: August 7, 1954**

PRO: As a rookie, he ranked third on the club in special teams tackles with a total of 16, making 5 solo tackles and assisting on 5 others on kickoff coverage and contributing 2 tackles and 4 assists on punt assignments. . . recovered key fumble to help preserve win over Buffalo in home opener. . . signed by Colts as free agent in 1977 and converted from tight end to offensive tackle. . . served as third tackle last season behind George Kunz and David Taylor.



COLLEGE: Starting tight end for three years at University of Mississippi. . . considered an excellent blocker in run-oriented offense. . . elected permanent offensive captain by teammates for senior year. . . broke collarbone in opening game of senior year and missed five games, but returned to complete season. . . played in East-West All-Star game in San Francisco as senior.

PERSONAL: Born in Winona, Mississippi and attended Winona High School where he lettered in football, basketball and track. . . was all-state forward and played on runner-up state basketball champs during senior year. . . single and lives in Winona, Miss.

Fumble Recoveries: one, 1977.

**KEN HUFF (62) 4 Yr. G 6-4 262 North Carolina
No. 1 '75 Birthdate: Feb. 21, 1963**

PRO: After two years as a reserve, he became a starter in 1977 when Elmer Collett sustained a back injury halfway through the season. . . with the retirement of Collett just prior to the opening of the 1978 training season, Huff can now fulfill Coach Marchibroda's prediction that "once he breaks into the starting lineup, Ken will be playing there for a long time". . . Colts' number one selection in 1975 draft and the third player picked overall. . . Colts traded first- and



second-round choices to Atlanta for tackle George Kunz and Falcons' number one choice, which became Huff. . . participated in 1975 College All-Star game in Chicago.

COLLEGE: Consensus All-America, All-Atlantic Coast Conference and All-South selection in 1974. . . three-year letterman and starter at guard. . . captained Tar Heels as a senior. . . played next to current Colt teammate Robert Pratt in 1973. . . played in the 1975 Senior and Hula Bowls and the College All-Star game. . . also played in two Sun Bowls with Carolina. . . earned degree in psychology.

PERSONAL: Born in Hutchinson, Kansas. . . lived at times in Japan and France and many areas of the United States, since father, now retired, was a Naval officer. . . attended Coronado (Calif.) High School. . . offered more collegiate swimming scholarships than football. . . attended Deerfield (Mass.) Academy before entering Carolina. . . enjoys hunting and scuba diving. . . he and his wife, Sue, reside with their son, Matthew, in Cockeysville, Md.

**MARSHALL JOHNSON (80) 3 Yr. WR 6-1 196 Houston
No. 4a '75 Birthdate: Nov. 1, 1952**

PRO: Missed major portion of 1977 season while recovering from second knee operation...used sparingly on special teams during last few games...showed promise as a kick returner in playoff game vs. Oakland when he returned a kickoff 87 yards for a touchdown...missed entire 1976 season while recovering from initial knee operation required because of injury sustained in preseason game against Chicago...prior to injury, served as the backup wide receiver for both Roger Carr and Glenn Doughty...drafted as a running back, but switched to wide receiver prior to 1975 season...in first game of Colts' nine-game victory streak that year, he caught three passes for 105 yards and two touchdowns against the N.Y. Jets including TD receptions of 15 and 68 yards from Bert Jones...used extensively on special teams in 1975 and averaged 19.1 yards on seven kickoff returns.



COLLEGE: Rushed for 845 yards and six touchdowns on 144 carries at Houston in 1974...ran for total of 168 yards in the 1973 and 1974 Astro-Bluebonnet Bowl games...earned three letters; as a wide receiver sophomore season and last two years as a running back...averaged 13.9 rebounds per game as a sophomore member of the Houston J.V. basketball team...also competed in track, where he was timed in 9.9 for the 100...earned degree in health and physical education.

PERSONAL: Born in Jacksonville, Texas...attended Douglass and Jacksonville High Schools...had outstanding football career for coach Lawrence LaCroix...graduated first in his class...active in Fellowship of Christian Athletes...Marshall and his wife, Sherunda, reside in Missouri City, Texas.

JOHNSON'S STATISTICS

RECEIVING	G	No.	Yards	Avg.	LG	TD
1975	14	4	115	28.8	68t	2

POST-SEASON

KICKOFF RET.....	No.	Yds.	Avg.	LG	TD
1977 Oakland	1	89	89.0	89	1

CAREER HIGHS

Receptions—3 at N.Y. Jets, Oct. 26, 1976; **Yardage**—105 at N.Y. Jets, Oct. 26, 1975; **Touchdowns**—2 at N.Y. Jets, Oct. 26, 1975; **Long**—68t at N.Y. Jets, Oct. 26, 1975.

**BERT JONES (7) 6 Yr. QB 6-3 212 LSU
No. 1 '73 Birthdate: Sept. 7, 1951**

PRO: "Bert did not have the statistical season in '77 that he had in '76 but I am not sure that Bert did not accomplish as much with less to work with. Because of the injury factor, more responsibility was put on Bert's shoulders and I thought that he came through for us and did an excellent job with the 10-4 record," commented Coach Marchibroda...Jones ended the season with 224 completions, the most in the NFL...finished second in passing yardage with 2686 yards to Buffalo's Joe Ferguson...threw for 17 touchdowns in '77 without Roger Carr in the line up...Threw for 4 TD's against Miami to lead Colts to 45-28 win...twice passed for over 300



yards in '77 gaining 322 against the Jets and 340 yards against New England to clinch AFC title...completed 20 or more passes in '77 against Buffalo (20) against the Jets (23), a season high 27 at Denver and 21 against Detroit...became only the second Colt quarterback to pass for over 10,000 yds...In '76 he passed for 3,104 yards, third best single season mark in Colt history, and led the team to a total yardage record of 5,236...he fractured his own completion percentage record with a 1976 reading of 60.4 and moved to the head of the class in the Colt record book with a career completion percentage of 56.0...he passed for three touchdowns in each of four games in 1976, against Cincinnati, San Diego, the New York Jets and Buffalo and finished with 301 yards passing in the game against the Bengals...intercepted only nine times in 1976...selected to the Pro Bowl squad and enlarged his trophy case with these awards in 1976; National Football League Players Association Most Valuable Player, All-NFL by the Associated Press, Newspaper Enterprise Association and Pro Football Writers Association; All-Pro team by the AP, NEA and PFWA; All-AFC team by the AP and United Press International; Seagram's Seven Crowns of Sports Most Valuable Player, and Kansas City 101 Club's AFC Offensive Player of the Year...hampered by rib injuries through the late stages of the 1975 season, injuries which forced him to the sidelines for much of the 1975 playoff game against the Pittsburgh Steelers...was the Colts' number one draft choice in 1973 and the second player selected in the draft. Colts had acquired that draft selection by trading defensive end Billy Newsome and a fourth-round selection to the New Orleans Saints for the second position in the 1973 draft. Houston made John Matuszak the first choice in the draft and the Colts followed by picking Jones...quarterbacked in the College All-Star game in Chicago against the Miami Dolphins and completed nine of 17 attempts for 79 yards...set NFL record with 17 consecutive completions and club record with 36 completions in 53 attempts in 1974 game against the New York Jets. In 1975, he racked up 12 consecutive completions against Kansas City...the 1974 game against the Jets was his most productive with 385 yards and four touchdowns...he and his father, Dub, are the only father-son combination in the NFL record book. Dub scored a record six touchdowns against the Chicago Bears Nov. 25, 1951, when he played for the Cleveland Browns.

COLLEGE: Consensus All-America at LSU...selected player of the year by *The Sporting News* and Cleveland Touchdown Club...named most valuable player at LSU his senior year...set 20 school records and tied another...threw 14 TD passes as a senior...career statistics: 28 TDs, 3255 yards, 52.6 per cent completion mark...also rushed for eight TDs...earned business degree.

PERSONAL: Born and raised in Ruston, La.,...father, Dub, was receiver with the Cleveland Browns and later served as a coach...former Ford Punt, Pass and Kick local winner...hobbies include flying, scuba diving, hunting, fishing, and skiing...has business interests in Ruston and Aspen, Colo.,...married Danni Dupuis of Opelousas, La., and they reside in Ruston with their twins Tram and Molly.

JONES' STATISTICS

PASSING	G	Att-		Yards	Pcts.	Int.	LG	TD
		Cmp	Att					
1973	8	108-43	539	39.8	12	51	4	
1974	11	270-143	1610	53.0	12	57	8	
1975	14	344-203	2483	59.0	8	90t	18	
1976	14	343-207	3104	60.4	9	79t	24	
1977	14	393-224	2686	57.0	11	78t	17	
Career	61	1458-820	10422	56.2	52	90t	71	

RUSHING	No.	Yards	Avg.	LG	TD
1973	18	58	3.2	17	0
1974	39	279	7.2	39	4
1975	47	321	6.8	36	3
1976	38	214	5.6	17	2
1977	28	146	5.2	22	2
Career	170	1018	5.9	39	11

POST-SEASON

PASSING	Att-Cmp	Yards	Pct.	Int.	LG	TD
1975 at Pittsburgh	11-6	91	54.5	0	58	0
1976 Pittsburgh	25-11	144	44.0	2	25	1
1977 Oakland	26-12	164	46.1	0	30	0
Career	62-29	399	46.0	2	58	1

RUSHING	No.	Yards	Avg.	LG	TD
1975 at Pittsburgh	2	6	3.0	7	0
1976 Pittsburgh	2	3	1.5	3	0
1977	6	30	5.0	9	0
Career	10	39	3.9	9	0

CAREER HIGHS

Most attempts—53 vs. N.Y. Jets, Dec. 15, 1974; **Most completions**—36 vs. N.Y. Jets, Dec. 15, 1974; **Most yardage**—385 vs. N.Y. Jets, Dec. 15, 1974; **Most touchdowns**—4 vs. N.Y. Jets, Dec. 15, 1974 vs. Miami, October 9, 1977; **Long**—90t vs. N.Y. Jets, Nov. 16, 1975; **Most Interceptions**—4 vs. N.Y. Jets, Sept. 23, 1973, vs. New Orleans, Sept. 30, 1973, vs. N.Y. Jets, Dec. 15, 1974

JONES' GAME-BY-GAME PASSING

1973	Att-Cmp	Yards	Int.	LG	TD
at Cleveland*	22-6	56	1	33t	1
N.Y. Jets*	23-12	176	4	51	1
New Orleans*	16-7	91	4	33	1
at New England*	19-8	109	0	48	1
at Buffalo*	15-7	71	2	17	0
at Detroit	DNP				
Oakland	2-0	0	0	0	0
Houston	DNP				
at Miami	11-3	36	1	37	0
at Washington	0-0	0	0	0	0

Buffalo, at N.Y. Jets, Miami, New England—DNP.

1974	Att-Comp	Yards	Int.	LG	TD
at Pittsburgh	17-8	100	2	27	0
Green Bay	16-7	88	1	19	1
at Philadelphia	22-12	141	1	24	1
at New England*	41-22	215	1	45	0
Buffalo*	16-6	44	1	12	0
at N.Y. Jets*	17-11	106	0	17	1
at Miami*	17-7	73	0	28	0
Cincinnati*	18-9	108	1	31	0
Denver, at Atlanta, New England—DNP, shoulder separation.					
at Buffalo*	27-11	170	1	45	0
Miami*	26-14	180	0	57	1
N.Y. Jets*	53-36	385	4	39	4

1975	Att-Cmp	Yards	Int.	LG	TD
at Chicago*	24-15	177	0	22	2
Oakland*	43-21	307	1	49	1
at Los Angeles*	25-14	155	2	29	2
Buffalo*	23-11	155	1	54	2
at New England*	24-12	70	0	14	0
at N.Y. Jets*	25-17	209	0	68t	2
Cleveland*	26-16	153	1	35t	2
at Buffalo*	22-14	306	1	89t	2
N.Y. Jets*	22-16	277	1	90t	3
at Miami*	10-4	26	0	8	0
Kansas City*	13-12	145	0	58	1

at N.Y. Giants*	17-10	90	0	28	0
Miami*	39-23	232	0	17	0
New England*	31-18	181	1	20t	1
at Pittsburgh (AFC Playoff)	11-6	91	0	58	0

	Att-Cmp	Yards	Int.	LG	TD
1976					
at New England*	23-17	190	0	25	2
Cincinnati*	29-14	301	3	68	3
at Dallas*	31-13	237	0	49	0
Tampa Bay*	24-15	186	0	48	2
Miami*	14-11	177	0	48	1
at Buffalo*	33-13	207	0	39	2
at N.Y. Jets*	27-16	297	1	79t	2
Houston*	28-19	197	0	39	0
at San Diego*	25-18	275	1	41	3
New England*	25-10	139	2	55	1
at Miami*	20-13	234	0	54	1
N.Y. Jets*	32-22	175	0	31	3
at St. Louis*	23-13	241	1	30	1
Buffalo*	20-13	248	1	47	3
Pittsburgh (AFC Playoff)*	25-11	235	2	25	1

	Att-Cmp	Yards	Int.	LG	TD
1977					
at Seattle*	26-17	220	0	45	1
at N.Y. Jets*	15-9	78	1	16	0
Buffalo*	30-20	175	0	26	1
Miami*	30-18	205	0	47	4
at Kansas City*	20-11	90	0	18	0
at New England*	18-6	64	0	14	0
Pittsburgh*	20-10	170	0	27	2
Washington*	27-13	180	2	38	1
at Buffalo*	23-12	180	2	35	0
N.Y. Jets*	36-23	322	1	53t	3
at Denver*	46-27	252	3	20	1
at Miami*	34-18	189	0	29	0
Detroit*	38-21	221	2	34t	1
New England*	30-19	340	0	78t	3
Oakland*	26-12	164	0	30	0
(AFC Playoff)					

*Games started.

**JIMMIE KENNEDY (85) 4 Yr. TE 6-3 238 Colorado State
FA '75 Birthdate: July 30, 1952**

PRO: Released by the Colts just before the start of the 1977 season, he rejoined the club for the sixth game of the year and contributed as a special teams performer (5 tackles) for the remainder of the season...he appeared in every game during 1975 and 1976, primarily in special teams and short yardage blocking situations...had seven tackles and three assists in kickoff and punt coverage assignments in 1976...used primarily as a blocker, he has three receptions in three seasons, one a short-yardage touchdown of three yards against the Los Angeles Rams in 1975...had one catch of 32 yards against Tampa Bay in 1976...signed by the Colts on April 16, 1975, as a free agent after being drafted by Washington in ninth round of 1974 draft and being cut two days before the opening of the season...was a starter in WFL with Chicago Fire.



COLLEGE: Two-year starter and four-year letterman at Colorado State...named to All-Western Athletic Conference team in 1973...career statistics totaled 55 receptions for six touchdowns and 481 yards...attended one semester at Hiram Scott College...studied sociology.

PERSONAL: Born in Laurel, Miss. but raised in Sandusky, Ohio ...had outstanding athletic career at Sandusky High School ...single and lives in Baltimore.

KENNEDY'S STATISTICS

RECEIVING	G	No.	Yards	Avg.	LG	TD
1975	14	2	15	7.5	12	1
1976	14	1	32	32.0	32	0
1977	9	0	0	0.0	0	1
Career.....	37	3	47	15.6	32	1

POST-SEASON

RECEIVING	No.	Yards	Avg.	LG	TD
1975 at Pittsburgh	1	8	8.0	8	0

MIKE KIRKLAND (15) 3 Yr. QB 6-1 184 Arkansas No. 5 '76 Birthdate: June 29, 1954

PRO: Although he has yet to see any regular season NFL action, Kirkland performed brilliantly in his first extended action as quarterback during the second half of the Colts' 1977 exhibition contest in Houston...with the score tied, 7-7, he hit on 6 of 8 passes for 101 yards and scrambled 14 yards for the winning touchdown as Baltimore downed the Oilers, 14-7...has value not only as a backup quarterback but also as a place-kicker and a punter and he has served in all three capacities with the club...expected to see considerable action along with fellow backup quarterback Bill Troup in 1978 preseason and training camp.



COLLEGE: His best season at Arkansas came in his sophomore year, 1973, when he completed 75 of 151 attempts for 990 yards and three touchdowns. He attempted only 51 passes in the final two seasons as a Razorback because of injuries...was quarterback, punter and placekicker at Arkansas...holds school record for longest run from scrimmage, 91 yards against SMU...lettered twice in baseball at Arkansas.

PERSONAL: Born in Pasadena, Texas, and attended Pasadena High School...National Ford Punt, Pass and Kick winner in 1966 at age 13...lives with wife, Kerry, and two sons, Ryan and Reagan, in Springdale, Arkansas.

GEORGE KUNZ (75) 10 Yr. T 6-5 262 Notre Dame Trade—Atlanta '75 Birthdate: July 5, 1974

PRO: One of NFL's premier offensive tackles...five times All-Pro selection and appeared in his sixth Pro Bowl game last January in Tampa...in addition to selection to Pro Bowl team, his 1977 work earned him the following awards (honors): second team All-Pro by the Associated Press and the Newspaper Enterprise Association, All-AFC team by Pro Football Weekly, United Press International and the New York Daily News, and AFC All-Star team by the Sporting News...he also received the Seagrams 1977 "Seven Crowns of Sports" Award as the league's outstanding offensive lineman...became offensive co-captain after joining Colts...acquired January 23, 1975, from Atlanta along with Falcons' number one 1975 draft pick in exchange for Colts' first-and sixth-round choices...was Atlanta's first-round pick in 1969 and the second player drafted behind O.J. Simpson...made NFL-sponsored tour of Vietnam in 1971.



COLLEGE: Two-time consensus All-America... played in College All-Star game (against the Colts), East-West, Hula Bowl, and Coaches' All-American games... recipient of the Ernie Davis Memorial Award at Coaches' games... captained Notre Dame squad as a senior and also earned Academic All-America recognition... played some tight end as a junior... made seven receptions for 101 yards against Purdue... was recruited by former Colt assistant coach George Sefcik... offered post-graduate scholarships from the National Football Foundation and Hall of Fame and the NCAA... Dean's list student in communications and philosophy, graduating cum laude.

PERSONAL: Born in Ft. Sheridan, Ill., but raised in Los Angeles... attended two years of seminary preparatory school, before transferring to Loyola High School... began football career junior year... also pitched for baseball team... has restaurant interests and raises Appaloosa horses... resides with wife, Mary Sue, and son Matthew in Paradise Valley, Ariz.

Career statistics: Kickoff return for 13 yards in 1969; pass reception for two yards in 1971; one fumble recovery in 1969.

**BRUCE LAIRD (40) 7 Yr. S 6-1 198 American International
No. 6 '72 Birthdate: May 23, 1950**

PRO: Solid performer at strong safety position... credited with 68 tackles including 47 solo and 21 assists in 1977... also recorded 3 interceptions and was credited with 10 pass deflections... his best regular season efforts came against the Patriots—made 8 solo tackles in their first meeting and notched 6 solo tackles and 4 assists in the second contest... the playoff game against Oakland was the highlight of his season, however, as he recorded 11 tackles (8 solo, 3 assists) and intercepted 2 passes, returning one 61 yards for a score... he also served as the Colts' number one kickoff return man, returning 24 for a total of 541 yards... his 22.5 yard average ranked tenth among AFC kickoff returners... shares single season club record in kickoff returns with 31 in 1975 and owns the single season kickoff return yardage record with 843 yards in 1972... his career totals of 3,372 yards on 134 kickoff returns are also Colt records... had 61 tackles (50 solo, 11 assists) in 1976 and 68 solo tackles and 31 assists in 1975, second best on the club... had outstanding rookie season as return specialist, winning the AFC kickoff return crown with an average of 29.1 yards on 29 returns totaling 843 yards... ranked third overall in NFL... longest kickoff return was a 73-yarder against New England and also had 1972 returns of 55, 49, 41, 34 and 31 yards... had 34 tackles as a special teams leader in 1972... switched to cornerback in 1973 and returned to safety in 1974... Colts' sixth-round draft choice as safety in 1972.



COLLEGE: Earned college-division All-America honors and played in North-South game as a senior running back at American International College... also named All-East and All-New England and outstanding player in New England... played safety and running back as a junior, and was second-team All-America pick at safety... selected All-New England on both offense and defense as a junior... was team tri-captain as a senior and totaled 2352 career yards rushing... set New England record with 1402 yards rushing in 1971 and New England college division record with 40.2 career punting average... rushed for 305 yards against Norwich in 1971... also competed in track... received degree in history and political science.

PERSONAL: Born in Lowell, Mass., and raised in Scituate... excellent all-around athlete at Scituate High School... married and lives with his wife, Leandra, on farm in Palermo, Maine.

LAIRD'S STATISTICS

INTERCEPTIONS	G	No.	Yards	Avg.	LG	TD
1972	14	1	31	31.0	31	0
1973	12	0	0	0.0	0	0
1974	14	1	15	15.3	15	0
1975	14	3	46	15.3	28	0
1976	14	0	0	0.0	0	0
1977	14	3	56	18.7	22	0
Career	82	8	148	18.5	31	0

PUNT RETURNS	No.	Yards	Avg.	LG	TD
1972	34	303	8.9	42	0
1973	15	72	4.8	13	0
1974	11	30	2.7	10	0
1975	0	0	0.0	0	0
1976	0	0	0.0	0	0
Career	60	405	6.8	42	0

KICKOFF RETURNS	No.	Yards	Avg.	LG	TD
1972	29	843	29.1	73	0
1973	24	547	22.8	51	0
1974	19	499	26.3	55	0
1975	31	799	25.8	65	0
1976	7	143	20.4	25	0
1977	24	541	22.5	35	0
Career	134	3372	25.1	73	0

POST-SEASON

KICKOFF RETURNS	No.	Yards	Avg.	LG	TD
1975 at Pittsburgh	4	86	21.5	24	0
1976 vs. Pittsburgh	1	5	5.0	5	0
Career	5	91	18.2	24	0

INTERCEPTIONS	No.	Yards	Avg.	LG	TD
1977 vs. Oakland	2	61	30.5	61	1

ROOSEVELT LEAKS (48) 4 Yr. RB 5-10 225 Texas No. 5 '75 Birthdate: Jan. 31, 1953

PRO: Colts third leading ground gainer despite missing four games due to a knee injury... Rushed for 237 yards on 59 carries and scored three TDs... Rushing scores came on 10 yard run against Seattle, a 6 yard run against the Jets and a 2 yard run against Buffalo... Caught 3 passes on the season for 39 yards and one TD... Scored on a 26 yard pass from Bert Jones against Pittsburgh... Had his best rushing performance of '77 in the season opener against Seattle gaining 44 yards on eight carries... Had a 39 yard carry against New England that sealed the Colts 30-24 win to clinch the AFC title... Gained 35 yards on eight carries in the play-off game against the Raiders. Considered to be "...an outstanding blocker and short yardage runner," by Coach Marchibroda... Scored on a 7 yard run against Chicago on his first carry in the NFL during the '75 season opener... Became a starter for the Colts in 1976 gaining 445 yards on 118 carries and scored seven TDs.



COLLEGE: All-America and third in the 1973 Heisman Trophy voting as a junior... suffered knee injury in spring practice of senior year and underwent surgery... played in 1974, but used sparingly... totaled 409 yards and four touchdowns on 96 carries... is the second-leading rusher in Texas history with 2923 yards, and 11 100-yard games and 26 touchdowns... set South-

west Conference records with 1415 yards rushing for the season and 342 yards against SMU in 1973... earned All-SWC honors as a sophomore and junior... co-captained Longhorns as a senior... studied communications.

PERSONAL: Born and raised in Brenham, Texas... scored 56 touchdowns in scholastic career at Brenham High School... single and lives in Chappell Hill, Tex.

LEAK'S STATISTICS

RUSHING	G	No.	Yards	Avg.	LG	TD
1975	11	41	175	4.3	17	1
1976	13	118	445	3.8	42	7
1977	11	59	237	4.0	39	3
Career.....	35	218	857	3.9	42	11

RECEIVING	No.	Yards	Avg.	LG	TD
1975	1	5	5.0	5	0
1976	8	43	5.4	10	0
1977	3	39	13.0	26t	1
Career.....	12	87	7.3	26t	1

POST-SEASON

RUSHING	No.	Yards	Avg.	LG	TD
1977 vs. Oakland	8	35	4.4	11	0

CAREER HIGHS

Yardage—78 at Buffalo, Oct. 17, 1976; **CARRIES**—17 at Miami, Nov. 22, 1976; **Long**—42 at Buffalo, Oct. 17, 1976.

DAVID LEE (49) 13 Yr. P 6-5 216 Louisiana Tech
Trade—Cleveland '66 Birthdate: Nov. 8, 1943

PRO: The 13-year veteran is the dean of the Colts and has been a member of the team five seasons longer than any of the current players... his streak of appearances ended at 124 games in 1976 when he was not called upon to punt in the Nov. 7 game at San Diego. The only other time he has failed to appear in a game came on Nov. 19, 1967 against Detroit in Memorial Stadium... holds or shares every Colt punting record except career punting average, held by Tom Gilburg with a 41.4 average over 5 seasons... had a busy season in 1977, averaging 38.3 yards on 82 punts (four short of single season club record which he set in 1975), dropping 19 inside the opponent's 20 yard line... won the NFL punting title in 1966 as a rookie with a 45.6 average and in 1969 with a 45.2 mark... set club record for longest punt with 76-yarder against the Giants at Yankee Stadium on Oct. 17, 1971... named All-Pro in 1969-70... drafted on the 17th-round of the 1965 AFL draft by the Boston Patriots, but signed instead with Cleveland of the NFL as a free agent... traded to Baltimore late during training camp of 1966 for a 20th-round pick in the 1967 draft... spent 1965 season on Cleveland taxi squad.



COLLEGE: Lettered four years as a wide receiver and punter at Louisiana Tech... senior year made 19 receptions for two touchdowns and 319 yards... also earned three letters and led baseball team in hitting as a pitcher, first baseman and outfielder... tried just two field goals and was successful from 36 and 39 yards... graduated with degree in physical education and history.

PERSONAL: Born in Shreveport, La., and raised in Minden... played football, basketball, baseball and track at Minden High School... earned all-state notice in football and baseball and was a high jumper in track... works in bank administration in off-season... lives with wife, Sandra, daughter, Whitney, and son, Jared, Bossier City, La.

LEE'S STATISTICS

PUNTING	G	No.	Yards	Avg.	LG	Blk.
1966	14	49	2233	45.6	64	0
1967	13	49	2075	42.4	68	0
1968	14	49	1935	39.4	59	1
1969	14	57	2580	45.2	66	0
1970	14	63	2819	44.7	62	1
1971	14	62	2542	41.0	76	0
1972	14	57	2400	42.1	60	1
1973	14	62	2402	38.7	60	2
1974	14	71	2634	37.1	58	1
1975	14	86	3402	39.6	62	1
1976	13	59	2342	39.7	56	0
1977	14	82	3142	38.3	59	3
Career	166	746	30506	40.8	76	10

POST-SEASON

PUNTING	No.	Yards	Avg.	LG	Blk.
1967 Philadelphia at Miami	5	178	35.6	44	0
1968 vs. Minnesota	5	202	40.4	46	0
1968 at Cleveland	2	74	37.0	39	0
1968 N.Y. Jets at Miami (Super Bowl)	3	133	44.3	51	0
1970 vs. Cincinnati	6	230	38.3	45	0
1970 vs. Oakland	6	272	45.3	56	0
1970 Dallas at Miami (Super Bowl)	4	166	41.5	56	0
1971 at Cleveland	6	223	37.2	46	0
1971 at Miami	3	136	45.3	47	0
1975 at Pittsburgh	9	361	40.1	49	0
1976 vs. Pittsburgh	4	162	40.5	48	0
1977 vs. Oakland	12	438	36.5	49	1
Career	65	2575	39.6	56	1

CAREER HIGHS

Most punts — 11 at New England, Oct. 19, 1975; **Long** — 76 at N.Y. Giants, Oct. 17, 1971.

RON LEE (34) 3 Yr. RB 6-4 228 West Virginia No. 3 '76 Birthdate: Sept. 17, 1953

PRO: Second-leading rusher on the club last season with 346 yards on 84 carries . . . split duty at fullback with Roosevelt Leaks . . . had big day in playoff game vs. Oakland, accounting for both touchdowns scored by the offensive unit on a 1 yard plunge and a 13 yard run . . . entered the Colt record book as a rookie with a 69 yard touchdown run against Houston in 1976, the longest Colt run that season and the eight longest run in the history of the team . . . his 5.6 yard rushing average was the second best mark on the club in 1976 as he carried 41 times for 220 yards . . .



COLLEGE: Played two different running back positions in his three-year varsity career at West Virginia, making the switch from fullback his sophomore to tailback his junior year and back to fullback as a senior . . . Led the Mountaineers with 10 touchdowns his senior season . . . carried ball 15 times for 76 yards in 1975 Peach Bowl game . . . social science major.

PERSONAL: Born and raised in Bellaire, Ohio . . . won all-state honors in both football and basketball at Bellaire High School . . . married and lives with wife, Toni, in Baltimore.

R. LEE'S STATISTICS

RUSHING	G	No.	Yards	Avg.	LG	TD
1976	14	41	220	5.4	69t	1
1977	13	84	346	4.1	30	3
Career	27	125	566	4.5	69t	4

RECEIVING	No.	Yards	Avg.	LG	TD
1976	1	-9	-9.0	-9	0
1977	10	60	6.0	15	0
Career.....	11	51	4.6	15	0

PUNT RETURNS	No.	FC	Yards	Avg.	LG	TD
1976	1	0	0	0.0	0	0

KICKOFF RETURNS	No.	Yards	Avg.	LG	TD
1976	3	24	8.0	14	0

**TONI LINHART (2) 6 Yr. K 5-11 179 Austria Tech
FA '74 Birthdate: July 24, 1942**

PRO: Second-leading scorer in the AFC last season with a total of 83 points, including 17 of 26 field goals and 32 of 35 extra points... longest field goal was 45 yards in the Colts home opener against Buffalo... named to the AFC Pro Bowl team for second consecutive season... led the NFL in scoring in 1976 with 109 points and, in the process, broke the record of Lou Michaels who had 107 points in 1967... his point total in 1976 was second only to Lenny Moore's 120 of 1964... made first Pro Bowl appearance that season... has a career field goal kicking percentage of 64.8, a team record... ranks fifth among all-time Colts scores with 331 pts... had the most productive day of his career against the N.Y. Jets on Nov. 28, 1976, when he accounted for 15 points (4 field goals, 3 extra points) in 33-16 Baltimore victory... it was his clutch field goal of 31 yards with 2:16 left in overtime that gave the Colts their 1975 victory over Miami and the AFC Eastern Division title... he earlier had tied the game with a PAT on a high snap... finished second on team in scoring in 1975 with 81 points and led Colt scorers in 1974 with 58 points... signed in Europe by Colts May 29, 1974, after playing briefly for New Orleans Saints... signed by Saints in 1972 and activated for two goal tries... released by New Orleans in 1973.



COLLEGE: Attended Austria Tech, where he played soccer and skied... earned degree in architecture.

PERSONAL: Born in Donawitz, Austria and raised in Trofaiach... outstanding professional soccer player as forward... named to Austrian all-star team seven times... played 11 years for Wiener Sport Club and two seasons with First Vienna Football Club... almost made the 1960 Austrian Olympic downhill skiing team... lives with wife, Renate, and son, Bernd, in Towson, Md... full name is Anton Hansjorg Linhart.

LINHART'S STATISTICS

FIELD GOALS GAME-BY-GAME (missed, made)

1972-New Orleans	(41, 11, 20); (27, 43) vs. San Francisco and Philadelphia
1974-Baltimore	(); (37, 23, 47); (45); (31, 27); (42); (37); (37); (); (21, 26); (37, 49); (48, 25); (52); (26, 40, 20); (26).
1975-Baltimore	(); (26, 31, 37); (); (39, 19); (34); (36, 46); (37); (); (36); (42); (25); (); (29, 31); (19, 44, 37, 31).
1976-Baltimore	(28, 32); (45b); (44, 30, 24); (32, 38); (); (21); (24, 35); (45, 25); (41, 39); (40); (27); (34, 34, 44, 41, 31, 38); (22); (24, 22, 36).
1977-Baltimore	(45, 38, 42); (); (45, 44); (41) (44) (40); (24 29); (22 30); (30, 31, 52); (40, 43); (32, 27); (27 31); (38, 28, 45).

CAREER:	1-19 yards	20-29	30-39	40-49	50 +	Total
	3-3	23-30	24-30	11-28	0-2	41-69
	100.0%	76.6%	80.0%	39.2%	00.0%	59.4%

EXTRA POINTS

1972-New Orleans	5-5	1976-Baltimore	49-51
1974-Baltimore	22-22	1977-Baltimore	32-35
1975-Baltimore	51-52	Career	159-165 (96.4%)

POST-SEASON

FIELD GOALS

1975 at Pittsburgh
1976 vs. Pittsburgh
1977 vs. Oakland

(21)
(0)
(36)

PATS

1975 at Pittsburgh
1976 vs. Pittsburgh
1976 vs. Oakland
Career

1-1
2-2
4-4
7-7

CAREER HIGHS

Long—45 at Philadelphia, Sept. 29, 1974; Buffalo, Oct. 2, 1977; **Most field goals**—4 (34, 34, 41, 31) vs. N.Y. Jets Nov. 28, 1976 (4-7); **Most PATs**—7 vs. N.Y. Jets, Nov. 16, 1975 (7-7) and vs. Buffalo, Dec. 12, 1976 (7-7).

DERREL LUCE (58) 4 Yr. LB 6-3 227 Baylor No. 7c '75 Birthdate: Sept. 29, 1952

PRO: Had 13 tackles last season as a reserve behind starting left linebacker Tom MacLeod...gave strong performance on special teams, making 10 tackles on punt and kickoff coverage... started all 14 games in 1976 when a pre-season injury sidelined Tom MacLeod for the season...filled in admirably, making 68 solo tackles and assisting on 4 others...also intercepted two passes and returned a fumble for a touchdown

...led Colt special teams in 1975 with 26 tackles on kickoff and punt coverage assignments...Colts' third pick in seventh round of 1975 draft.

COLLEGE: Team captain and most valuable player on Baylor's first Cotton Bowl team in 1974...also named All-Southwest Conference and to second team of NEA's All-America squad...played in Coaches All-America game...three-year starter with five career interceptions...dean's list student in earth sciences.

PERSONAL: Born and raised in Lake Jackson, Texas...attended Brazoswood High School...enrolled in Baylor Law School in offseason...enjoys motorcross, hunting, and fishing...he and his wife, Debbie, live in Waco, Tex.



DON McCAULEY (23) 8 Yr. RB 6-1 216 North Carolina No. 1 '71 Birthdate: May 12, 1949

PRO: Has led the Colts in rushing touchdowns the last two seasons recording 6 TDs in '77 and 9 in '76...Had 10 TD rushing in '75 to tie him for sixth in the NFL...Gained 234 yards on 83 carries in '77...Now ranks sixth in Colt history for rushing yard with 2182 yards...Was the Colts second leading pass catcher in '77 with 51 for 495 yds...Ranks 9th in Colt history for receiving with 174 receptions

...Scored a TD rushing or receiving in each of the Colts first five games in '77 scoring twice against Miami and the N.Y. Jets...Had his best rushing of '77 at Miami gaining 46 yards on 13 carries...Had his best receiving game against Denver with 11 receptions for 112 yards...best day in 1976 came in game against Dallas when he accounted for a total of 100 yards rushing and receiving...used primarily in short yardage situations...has been a starter at both halfback and fullback for Colts and sees considerable action as backup to both Lydell Mitchell and Roosevelt Leaks...Colts number one draft pick in 1971...played halfback as a rookie, totaling 246 yards and two TDs on 58 carries...started AFC championship game against Miami in January of 1972 as replacement for injured Tom Matte...re-



sponded with 50 yards rushing and 24 on two pass receptions...started the last 10 games of 1972 at halfback and led team in rushing with 675 yards...scored five TDs, including one on a 93-yard kickoff return in first Jets game in 1975...switched to fullback in 1973, starting all but season finale, which he missed because of a shoulder injury...second in team rushing in 1973 with 514 yards...alternated at halfback and fullback in 1974...played halfback primarily in 1975, shifting to fullback only when injuries dictated...has two 100-yard games to credit...rushed for 112 yards against the Jets on Oct. 22, 1972 and for 109 against New Orleans, Sept. 30, 1973.

COLLEGE: One of the most storied athletes in Carolina history...broke O.J. Simpson's NCAA record for rushing yardage in a season with 1720 in 1970...concluded Tar Heel career as ninth leading rusher in college history with 3172 yards on 603 attempts...scored 35 touchdowns and averaged 5.1 yards per carry...averaged 156.4 per game as a senior, including 279 yards and five touchdowns on 47 carries against Duke in final game...set 26 Carolina and ACC records, in addition to his NCAA mark...named ACC player of the year as a junior and senior and conference's outstanding athlete in 1970...consensus All-American and played in Senior Bowl...also punted...dean's list student in political science.

PERSONAL: Born in Garden City, N.Y., where he played defensive halfback and some on offense at Garden City High School...owns taverns in Chapel Hill, N.C., and Garden City...he and his wife, Tracey, and daughter, Krystin, live in Huntington Bay, N.Y.

McCAULEY'S STATISTICS

RUSHING	G	No.	Yards	Avg.	LG	TD
1971	13	58	246	4.2	19	2
1972	14	178	675	3.8	36	2
1973	13	144	514	3.6	24	2
1974	13	30	90	3.0	15	0
1975	14	60	196	3.3	18	10
1976	13	69	227	3.3	16	9
1977	14	83	234	2.8	16	6
Career	94	622	2182	3.5	36	31

RECEIVING	No.	Yards	Avg.	LG	TD
1971	3	6	2.0	8	0
1972	30	256	8.5	29t	2
1973	25	186	7.4	34	0
1974	17	112	6.6	14	1
1975	14	93	6.6	32	1
1976	34	347	10.2	44	2
1977	51	495	9.7	34t	2
Career	174	1495	8.6	44	8

KICKOFF RETURNS	No.	Yards	Avg.	LG	TD
1971	8	194	24.3	29	0
1972	13	377	29.0	93t	1
1973	1	12	12.0	12	0
1974	1	17	17.0	17	0
1975	4	86	21.5	29	0
1976	0	0	0.0	0	0
1977	5	67	13.4	20	0
Career	32	753	23.5	93t	1

Additional statistics: Completed one of two passes for 11 yards and a touchdown in 1974, and recovered a fumble in 1971 and 1973.

POST-SEASON

RUSHING	No.	Yards	Avg.	LG	TD
1971 at Cleveland	3	9	3.0	4	0
1971 at Miami	15	50	3.3	8	0
1975 at Pittsburgh	3	3	1.0	2	0
1976 vs. Pittsburgh	1	1	1.0	1	0
1977 vs. Oakland	2	9	4.5	9	0
Career	24	72	3.0	9	0

RECEIVING	No.	Yards	Avg.	LG	TD
1971 at Miami	2	24	12.0	16	0
1975 at Pittsburgh	1	9	9.0	9	0
1976 vs. Pittsburgh	0	0	0.0	0	0
1977 vs. Oakland	2	11	5.5	12	0
Career	5	44	8.9	16	0

KICKOFF RETURNS	No.	Yards	Avg.	LG	TD
1975 at Pittsburgh	1	17	17.0	17	0
1976 vs. Pittsburgh	0	0	0.0	0	0
1977 vs. Oakland	1	25	25.0	25	0
Career	2	42	21.0	25	0

CAREER HIGHS

Rushing yardage—112 at N.Y. Jets, Oct. 22, 1972; **Carries**—26 at N.Y. Jets, Oct. 22, 1972; **Touchdowns**—3 at Miami, Nov. 23, 1975; **Long**—36 at Cincinnati, Nov. 19, 1972; **Receiving yardage**—112 at Denver, Nov. 27, 1977; **Receptions**—11 at Denver, Nov. 27, 1977; **Long**—44 at Dallas, Sept. 26, 1976.

KEN MENDENHALL (57) 8 Yr. C 6-3 250 Oklahoma Waivers-Houston '71 Birthdate: August 11, 1948

PRO: Termed "Mr. Dependable" by Marchibroda... Has emerged as one of the top centers in the NFL... A starter for every game but one in the last five seasons... Missed one game in 1973 against New Orleans due to illness... Weight training advocate having gained 15 pounds over the winter of 1975... Claimed on waivers by the Colts from Houston on August 5, 1971... Activated the day of the 1971 opener... Recovered 3 fumbles his first season with the Colts



... First center selected in the 1970 draft by Atlanta picked him in the fifth round... Waived by the Falcons and spent time in Green Bay and N.Y. Giants camps before signing with Houston... Played on the specialty teams primarily in '71 and '72 for the Colts.

COLLEGE: First-team All-America pick by *Time* magazine, the *Football News* and *The Sporting News* in 1969... second-team All-America selection by UPI in 1968-69... played center as a junior and tackle as a senior... named to East-West and Hula Bowl squads.

PERSONAL: Born and raised in Enid, Okla., where he resides with wife, Myrlane, and daughter, Melanie... Enid High School won state football championship his junior and senior years... picked as Oklahoma lineman of the year and earned All-America recognition as a senior... active in Fellowship of Christian Athletes.

LYDELL MITCHELL (26) 7 Yr. RB 5-11 195 Penn State No. 2b '72 Birthdate: May 30, 1947

PRO: Only runningback in Colts history to gain over a 1000 yards rushing... Has accomplished this feat 3 times over the last 3 seasons gaining 1193 in 1975, a team record 1200 in 1976 and 1159 last season... Finished third in the AFC in rushing behind Mark Van Eeghan of Oakland and Franco Harris of Pittsburgh... Became the Colts All Time leading ground gainer against the N.Y. Jets when he surpassed Lenny Moores record of 5174 yds... Ended the '77 season with 5487 yards... Led the Colts and the NFL in pass receiving in '77 with 71 catches for 620 yard... Also led Colts



in pass receiving in '76, '75 and '74 with 72, 60 and 60 respectively. . . Ranks fifth in Colt history in receptions with 298 behind Jim Orr (303), John Mackey (320), Lenny Moore (363) and Raymond Berry (631). . . Ranks 9th in Colt history for receiving yardage with 2523. . . Best performances during '77 season came against Miami (152 total yds.—142 rushing, 10 receiving); at Seattle (162 yds.—114 rushing, 48 receiving) and against Washington (134 yds.—111 rushing, 23 receiving). . . Scored 7 TDs during season—3 rushing and 4 receiving. . . his 1,200 yards rushing in 1976 placed him fourth in the league and second in the American Conference, and his 60 pass receptions placed him third in both league and AFC rankings for the season. . . he won the NFL receiving title in 1974 when he broke the league record for receptions by a running back with 72. . . owns the club record for receptions in a single game with 13 against the N.Y. Jets in the final game of the 1974 season and came up with 12 more in 1976 in a game against the Jets. . . set club record with five 100-yard games in a single season in 1975 and added three more in 1977 to bring his career total to 16. . . selected to AFC Pro Bowl squad for last three seasons. . . was selected to the '76 and '77. Associated Press' All-Pro second team and to the All-AFC team by the AP and United Press International in '76, and '77. . . accounted for 216 total yards in Nov. 7 game against San Diego—91 yards on 17 rushing attempts and 125 yards and a touchdown on eight pass receptions—for his best overall game of the '76 season. . . set NFL single game record with 40 carries in game (156 yards) against Jets at Shea Stadium Oct. 20, 1974. . . tied another club record in 1975 with four touchdowns (two rushing, two receiving) and 24 points in game with Buffalo at Memorial Stadium. . . rushed for 107 yards and caught three passes for 53 yards that day. . . drafted in the second round by Baltimore in 1972. . . carried the ball 21 times for 60 yards in preseason and was placed on move list day of season opener. . . activated on October 8, the day of San Diego game. . . made one pass reception for three yards against Dallas the following week. . . used primarily on special teams until tenth game at Cincinnati. . . on first carry in the NFL he powered 11 yards for Colts go-ahead touchdown late in Bengals game. . . received first sustained playing time in New England game at Memorial Stadium the next week and responded with 82 yards on 14 carries. . . against Buffalo he caught seven passes for 69 yards and ran 45 yards on 10 carries. . . started season finale in Miami, rushing for 42 yards and catching four passes for 25. . . broke club season rushing record in 1973 with 963 yards, despite not starting the first three games and seeing no real playing time until third game. . . led team in rushing for second consecutive season in 1974, when he became full-time starter only.

COLLEGE: Consensus All-America at Penn State, where he finished fifth in 1971 Heisman Trophy voting. . . set three NCAA single season records—174 points, 29 touchdowns, and 26 TDs rushing. . . broke virtually all school rushing records, including 2934 career yards and 1567 in 1971. . . carried 27 times for 146 yards in win over Texas in 1972 Cotton Bowl to earn offensive player of the game honors. . . earned degree in education.

PERSONAL: Born in Salem, N.J. and attended Salem High School. . . scored 999 points in basketball career. . . president of his class as a junior and senior. . . participated in ABC's Superstars competition in 1976. Alliance of Businessmen and U.S. Commerce Department on work recruitment program. . . single and lives in Baltimore.

MITCHELL'S STATISTICS

RUSHING	G	No.	Yards	Avg.	LG	TD
1972	11	45	215	4.8	14	1
1973	14	253	963	3.8	36	2
1974	14	214	757	3.5	31t	5
1975	14	289	1193	4.1	70t	11
1976	14	289	1200	4.2	43	5
1977	14	301	1159	3.9	64t	3
Career	81	1391	5487	3.9	70t	27

RECEIVING	No.	Yards	Avg.	LG	TD
1972	18	147	8.2	26	1
1973	17	113	6.6	14	0
1974	72	544	7.6	24	2
1975	60	544	9.1	35t	4
1976	60	555	9.3	40t	3
1977	71	620	8.7	38	4
Career	298	2523	8.4	40t	28

Additional statistics: Recovered one fumble, 1972 and 1974.

POST-SEASON

RUSHING	No.	Yards	Avg.	LG	TD
1975 at Pittsburgh	26	63	2.4	7	0
1976 vs. Pittsburgh	16	55	3.4	9	0
1977 vs. Oakland	23	67	2.9	10	0
Career	65	185	2.8	10	0

RECEIVING	No.	Yards	Avg.	LG	TD
1975 at Pittsburgh	4	20	5.0	10	0
1976 vs. Pittsburgh	5	42	8.4	21	0
1977 vs. Oakland	3	39	13.0	21	0
Career	12	101	8.4	21	0

CAREER HIGHS

Most yards rushing—178 vs. Kansas City, Nov. 30, 1975; **Most carries**—40 at N.Y. Jets, Oct. 20, 1974; **Most touchdowns**—2 vs. Cincinnati, Nov. 3, 1974, vs. Buffalo, Oct. 12, 1975, at Buffalo, Nov. 9, 1975; at Buffalo, Nov. 13, 1977; **Long**—70t vs. Kansas City, Nov. 30, 1975; **Most receptions**—13 vs. N.Y. Jets, Dec. 15, 1974; **Most receiving yardage**—125 at San Diego, Nov. 7, 1976; **Most touchdowns**—2 vs. N.Y. Jets, Dec. 15, 1974 and vs. Buffalo, Oct. 12, 1975; **Long**—40t at San Diego, Nov. 7, 1976.

MITCHELL'S GAME-BY-GAME RUSHING

1972	No.	Yards	LG	TD
at Cincinnati	2	15	11t	1
New England	14	82	13	0
Buffalo	10	45	10	0
at Kansas City	10	31	14	0
at Miami	9	42	13	0

Not activated until Oct. 8 game with San Diego and did not carry ball from scrimmage until Nov. 19 game at Cincinnati.

1973	No.	Yards	LG	TD
at Cleveland	0	0	0	0
N.Y. Jets	4	24	8	0
New Orleans	22	133	23	0
at New England	14	42	16	0
at Buffalo	16	56	9	0
at Detroit	24	84	10	0
Oakland	15	57	8	1
Houston	22	83	12	0
at Miami	8	31	8	0
at Washington	17	54	9	0
Buffalo	22	67	11	0
at N.Y. Jets	20	86	15	1
Miami	35	104	9	0
New England	34	142	36	0

1974	RUSHING				RECEIVING			
	No.	Yards	LG	TD	No.	Yards	LG	TD
at Pittsburgh	9	44	12	0	1	5	5	0
Green Bay	18	63	9	0	5	47	14	0

at Philadelphia	7	2	2	0	5	43	9	0
at New England	3	7	4	0	6	32	11	0
Buffalo	20	81	16	1	3	13	11	0
at N.Y. Jets	40	156	12	1	2	6	8	0
at Miami	8	20	6	0	3	18	9	0
Cincinnati	16	47	13	2	7	64	24	0
Denver	19	38	8	0	11	90	19	0
at Atlanta	33	151	17	0	1	18	18	0
New England	13	48	31t	1	5	51	14	0
at Buffalo	11	30	27	0	3	20	9	0
Miami	10	44	12	0	7	55	16	0
N.Y. Jets	7	26	12	0	13	82	16t	2


1975	No.	Yards	LG	TD	No.	Yards	LG	TD
at Chicago	22	50	7	0	5	49	18	0
Oakland	16	38	6	0	5	34	14	0
at Los Angeles	17	66	10	0	6	57	29	0
Buffalo	19	107	16	2	3	53	25t	2
at New England	15	45	10	0	7	28	13	0
at N.Y. Jets	14	98	20t	1	3	18	12	0
Cleveland	11	27	9	0	4	69	35t	1
at Buffalo	27	112	13	2	4	25	9t	1
N.Y. Jets	9	62	17t	1	7	91	29	0
at Miami	26	106	32t	1	1	5	5	0
Kansas City	26	178	70t	1	4	41	29	0
at N.Y. Giants	23	119	12	1	4	15	21	0
Miami	30	87	8	1	6	53	13	0
New England	34	98	11t	1	1	6	6	0
at Pittsburgh	26	63	7	0	4	20	10	0
(AFC Playoff)								

1976	No.	Yards	LG	TD	No.	Yards	LG	TD
at New England	18	73	14	1	6	72	19	0
Cincinnati	27	106	16	0	5	42	14	0
at Dallas	27	115	14	0	0	0	0	0
Tampa Bay	14	98	43	0	5	41	24t	1
Miami	33	95	11	0	2	27	14	0
at Buffalo	22	91	13	1	2	13	16	0
at N.Y. Jets	22	82	11	0	4	28	9	0
Houston	28	136	32	0	7	46	13	0
at San Diego	17	91	15	0	8	125	40t	1
New England	16	52	12	0	3	26	13	0
at Miami	20	80	12	1	3	42	18	0
N.Y. Jets	19	93	42	0	12	64	17	1
at St. Louis	15	54	12	1	0	0	0	0
Buffalo	11	34	7	1	3	29	14	0
Pittsburgh	16	55	9	0	5	42	21	0
(AFC Playoff)								

1977	No.	Yards	LG	TD	No.	Yards	LG	TD
at Seattle	32	114	14	0	5	31	11	0
at N.Y. Jets	26	68	6	0	3	23	16	0
Buffalo	23	90	10	0	7	32	9	0
Miami	17	142	64t	1	5	17	10	0
at Kansas City	28	97	15	0	4	14	9	0
at New England	13	29	7	0	0	0	0	0
Pittsburgh	26	99	11	0	3	23	13	1
Washington	29	111	14	0	3	55	38	0
at Buffalo	21	82	18	2	3	60	21	0
N.Y. Jets	14	52	7	0	9	90	28t	1
at Denver	4	14	4	0	9	74	15t	1
at Miami	20	84	14	0	6	62	14	0
Detroit	22	94	16	0	9	88	34t	1
New England	23	83	20	0	5	51	18t	0
Oakland	23	67	10	0	3	39	21	0
(AFC Playoff)								

**LLOYD MUMPHORD (42) 10 Yr. CB 5-10 173 Texas Southern
Waivers—Miami '75 Birthdate: Dec. 20, 1946**

PRO: As the fifth defensive back, he played in only the first two games of 1977 due to an achilles tendon injury and spent the remainder of the season on injured reserve. . . started 13 games for the Colts in 1976 and was credited with 47 solo tackles and 6 assists while intercepting one pass. . . acquired by Baltimore from Miami on waivers September 18, 1975, three days before the season opener. . . gained starting job at left cornerback in season's fifth game at New



England. . . intercepted 4 passes in 1975, with 2 coming against Miami. . . intercepted Dolphins' Don Strock in end zone on Miami's first possession of 1975 overtime game. . . had 58-yard interception return in AFC playoff game at Pittsburgh in 1975, which led to Colts first touchdown to tie game, 7-7. . . drafted by Dolphins in the 16th-round of the 1969 draft. . . started his first two years with Miami, but lost job in third season when injured. . . as a rookie, led team in interceptions with five. . . alternated with Tim Foley for remainder of Dolphin career and excelled on special teams.

COLLEGE: Earned four letters in football and swimming at Texas Southern. . . captained football team as a senior. . . played cornerback and flanker. . . studied physical education.

PERSONAL: Born in Los Angeles, Calif., but raised in Tampa, Fla., where he attended Middletown High School. . . outstanding scholastic athlete and captain of football team as a senior. . . lives with his wife, Sheila, and daughter, Keelie, and son, Marlin, in Opelousas, La.

MUMPHORD'S STATISTICS

INTERCEPTIONS	G	No.	Yards	Avg.	LG	TD
1969-Miami	12	5	102	20.4	51	0
1970-Miami	14	5	35	7.0	32t	1
1971-Miami	14	0	0	0.0	0	0
1972-Miami	14	4	50	12.5	28t	1
1973-Miami	11	0	0	0.0	0	0
1974-Miami	13	0	0	0.0	0	0
1975-Baltimore	14	4	58	14.5	28	0
1976-Baltimore	13	1	22	22.0	22	0
Career	105	19	267	14.1	51	2

Additional statistics: Recovered two fumbles and returned one kickoff for no yards, 1969; recovered two fumbles for nine yards, 1970; recovered one fumble, 1974-76.

CAREER HIGHS

Most interceptions—2 at Cincinnati, Sept. 14, 1969; **Long**—51 at Cincinnati, Sept. 14, 1969.

**NELSON MUNSEY (31) 6 Yr. CB 6-1 198 Wyoming
FA '72 Birthdate: July 2, 1948**

PRO: Missed last six games of 1976 season because of knee injury which required surgery, but finished season with 29 solo tackles, four assists, one interception and five tackles on special team assignments. . . regarded one of team's best tacklers. . . The 1975 season was his best as a pro. . . intercepted the first three passes of his career. . . first interception came at Chicago in season opener and led to Colts third touchdown. . . returned interception 30 yards



against New England for TD to clinch win and AFC Eastern Division title in season at Memorial Stadium in 1975. . . credi-

ted with 46 solo tackles in 1974 and 49 in 1973...blocked a New England field goal attempt in 1974...signed as a free agent by Baltimore in 1972 on recommendation of former Colt Andy Nelson, who was his secondary coach with the Norfolk Neptunes of the Continental League...played three years for the Neptunes...placed on move list day of 1972 season opener and later activated for the sixth game at New York Jets...Performed solidly at the right corner last year, having 37 solid tackles and with assists and three interceptions...credited with an interception and blocked punt in second half of victory over New York Jets last season.

COLLEGE: Played defensive back at Wyoming...later transferred to Hiram Scott College in Hiram, Nebraska.

PERSONAL: Born and raised in Uniontown, Pa., where he starred in football and track at Uniontown High School...captained track team...brother of New Orleans Saints Chuck Muncie...brother Bill played seven years as a running back with the British Columbia Lions of the Canadian Football League and was named most valuable player of the 1964 Grey Cup game...Muncie is family's correct spelling, but Munsey developed from error on Nelson's birth certificate...resides with his wife, Vivien, and son, Morgan, in Baltimore.

MUNSEY'S STATISTICS

INTERCEPTIONS	G	No.	Yards	Avg.	LG	TD
1972	9	0	0	0.0	0	0
1973	14	0	0	0.0	0	0
1974	14	0	0	0.0	0	0
1975	14	3	36	12.0	30t	1
1976	8	1	10	10.0	10	0
1977	13	3	25	8.3	14	0
Career.....	72	7	71	10.2	30t	1

Additional statistics: Recovered one fumble for three yards and a touchdown, 1972; recovered one fumble and returned one kickoff for 13 yards, 1973.

CAREER HIGH

Long—30 vs. New England, Dec. 21, 1975.

DOUG NETTLES (30) 5 Yr. 6-0 178 Vanderbilt No. 5 '74 Birthdate: Aug. 13, 1951

PRO: Emerged as leader of special teams in 1977, recording a total of 21 tackles, including 7 solo and 3 assists on kickoff coverage and 7 solo and 4 assists in punting situations...also led club in blocked punts with two, including one which rolled out of the endzone for a safety in the opening game against Seattle...contributed 26 tackles as Nelson Munsey's backup at right cornerback...was also credited with 4 passes defended and one caused fumble...intercepted one pass and returned for 30 yards against the Jets in New York...in his only starting assignment against Detroit, he recorded six tackles and assisted on another while defending two passes...missed entire 1976 season due to shoulder injury...started first four games of 1975 season at left corner...played remainder of season in reserve role and on punt and kickoff coverage teams seeing action in 13 games...was among special team leaders in tackles in 1975...started first four games of 1974 season and appeared in 13 for the year...intercepted pass against Green Bay in 1974 season opener.



COLLEGE: Set Vanderbilt records for career kickoff returns and yardage with 65 for 1449 yards...led Southeastern Conference in kickoff returns in 1971-72...ranked fifth nationally in 1971

(24.6)...also had six interceptions for 101 yards and two touchdowns...played in Blue-Gray and North-South games...earned degree in history and sociology.

PERSONAL: Born in Panama City, Fla., but spent childhood in Okinawa, Philippines and Morocco...father was in military...attended Rutherford High School in Panama City...resides in Towson, Md. with wife, Linda.

**KEN NOVAK (74) 3 Yr. DT 6-7 267 Purdue
No. 1 '76 Birthdate: July 3, 1954**

PRO: Saw action in 12 games last season, contributing 8 tackles (4 solo and 4 assists) and recovering one fumble as a backup at defensive tackle...appeared in 11 games as a rookie in 1976, recording six solo tackles including one quarterback sack...regarded as "extremely big and extremely strong" by the coaching staff...Colts' first-round draft choice in 1976.



COLLEGE: Named to Football Writers and The Sporting News All-American teams...in three years, totaled 229 tackles including 87 as a senior...a starter in 31 of 33 varsity games at Purdue...played in East-West Shrine and Hula Bowl games...two-time All-Big Ten selection...other statistics include 15 tackles behind the line of scrimmage for 87 yards lost and eight pass knockdowns in three years...tri-captain of 1975 Boilermakers...voted Lineman of the Year in 1974 by the Big Ten Skywriters...weightlifter with 475-pound bench press to his credit.

PERSONAL: Six-letter winner in three sports at St. Joseph High School in suburban Cleveland, Ohio...born in Willowick, Ohio...twice named scholastic All-American and won Ohio state discus title in 1972 with throw of 179-6...majored in business and recreation...makes his home in Willowick.

**CALVIN O'NEAL (51) 1 yr. LB 6-2 241 Michigan
No. 6 '77 Birthdate: October 6, 1954**

Calvin missed his rookie season last year with a neck injury...described by head coach Ted Marchibroda as "tough and having the ability to do what is needed"...known for his speed and strength, he set records in tackles in each of his last two seasons at Michigan. As a Junior, he was credited with 151 stops, a school record, and then broke that mark his Senior season with 153, 95 of them solo...in 1976, he intercepted three passes and returned them a total of 60 yards including one of 29 for a touchdown against Navy...Named to UPI All-America Team in 1976, listed on Associated Press second All-America Team, and third on *The Football News*...All Big Ten selection by both AP and UPI...a student in the Education School at Michigan, O'Neal plans to study dentistry.



RAY OLDHAM (25) 6 Yr. S-CB 5-11 192 Middle Tennessee State No. 8 '73 Birthdate: Feb. 23, 1951

PRO: Used mainly as the fifth defensive back in passing situations, he made 21 tackles (14 solo and 7 assists) and caused one fumble in 1977...also contributed 9 tackles on punt and kickoff coverage...started last six games of 1976 season and playoff game against Pittsburgh when right cornerback Nelson Munsey was sidelined with an injury...responded with 35 tackles and two interceptions...also appeared in all 14 games on special teams...has played all defensive backfield positions and is primarily a safety although he also started at corner in the final 10 games of the 1974 season and recorded 52 tackles...drafted by Colts in eighth round of 1973 draft with choice obtained from San Diego in Tom Matte trade...activated for the fourth regular season game of 1973 at New England.



COLLEGE: Four-year starter at safety at Middle Tennessee State...recruited as a quarterback but switched to safety early freshman year...picked All-Ohio Valley conference 1971-73...intercepted 15 passes during career...team's most valuable defensive player in 1973...set school record with 100-yard interception return against Tennessee-Chattanooga in 1973...also participated in track...earned degree in business management and economics.

PERSONAL: Born in Gallatin, Tenn., and was star quarterback at Gallatin High School...owns chemical company in Chattanooga...scratch golfer...has won many amateur golf tournaments in south...wife, Rhonda, and Ray reside in Chattanooga.

OLDHAM'S STATISTICS

INTERCEPTIONS	G	No.	Yards	Avg.	LG	TD
1973	11	2	10	5.0	7	0
1974	14	1	3	3.0	3	0
1975	14	2	23	11.5	13	0
1976	14	2	40	20.0	33	0
1977	14	1	3	3.0	3	0
Career	67	8	79	9.9	33	0

PUNT RETURNS	G	No.	Yards	Avg.	LG	TD
1977	14	1	3	3.0	3	0

Additional statistics: Returned one kickoff for no yards and recovered two fumbles, 1974; made three punt fair catches, 1975, one in 1976.

CAREER HIGH

Long—33 vs. Miami, Oct. 10, 1976

HERB ORVIS (79) DT 6-5 255 7 Yr. Colorado Trade from Detroit Birthdate: October 17, 1946

PRO: Acquired by Colts from Detroit for Freddie Scott and a future draft choice...injured in second game of 1976 season and subsequent knee injury sidelined Herb for the remainder of the campaign...All-Pro caliber player with a zeal and intensity seldom matched...cat-quick and a real inspirational force...had not missed a game due to injury until last season...started every game for three straight seasons at left defensive tackle...Lion's MVP in 1973, his first-year season as a regular...first-round pick in 1972.



COLLEGE: All American At Colorado.

PERSONAL: Played High ball in Flint before two years of Army duty. He and his wife, Lacene, and son, Gabriel, live in Rochester, N.Y.

**MIKE OZDOWSKI (71) 1 yr. DE 6-5 243 Virginia
No. 2 '77 Birthdate: September 24, 1955**

Sidelined entire season with knee injury suffered in opening of Training Camp last year. . . lettered as a starter for four years at Virginia. . . Dean's List student in the School of Bio-Medical Engineering. . . recipient of the WGW Award as the school's outstanding male athlete for the 1976-1977 school year. . . All-ACC Academic Team with grade point average of 3.0. . . received the Bob Camp Football Camp Award for academic excellence. . . served as one of the team's tri-captains for the 1976 season. . . played five defensive positions in his four-year career at Virginia: middle guard, defensive guard, defensive end, linebacker, and defensive tackle. . . married and has one son.



**ROBERT PRATT (61) 5 Yr. G 6-4 248 North Carolina
No. 3 '74 Birthdate: May 25, 1951**

PRO: Has started for the Colts a left guard for the last four seasons. . . Recovered a fumble against the Jets and returned it 21 yards for a TD. . . Saw action on the Colts specialty teams last season having six solo tackles and one assist on punt coverage. . . Forced one fumble. . . Has appeared in all but one game during his four year career with the Colts. . . Possesses excellent speed for his size. . . Described by Coach Marchibroda as ". . . rapidly becoming one of the finest offensive guards in the National Football League." . . Had returned 4 kick-offs for 64 yards in 1975. . . Selected in the third round of 1974 college draft with a choice secured in the Ray May trade with Denver.



COLLEGE: Three-year starter at tackle for North Carolina. . . played in North-South, Blue-Gray and Senior Bowl games. . . selected All Atlantic Conference as a senior. . . played in Gator Bowl as a sophomore and Sun Bowl as a junior. . . recruited as a fullback, switched to guard for freshman year and then to tackle. . . teamed with Colt teammate Ken Huff as tackle and guard on left side of Carolina's offensive line in 1973. . . earned degree in business administration.

PERSONAL: Born in White Plains, N.Y., but raised in Richmond, Va., where he attended St. Christopher's High School. . . scored 20 touchdowns as a fullback. . . single and resides in Richmond.

Pratt's statistics: Four kickoff returns for 64 yards, 1975, including 22 yarder at Chicago: Returned a fumble 21 yards for a TD against the Jets in 1977.

**SANDERS SHIVER (54) 3 Yr. LB 6-2 222 Carson Newman
No. 5 '76 Birthdate: Feb. 14, 1955**

PRO: Second-leading tackler on Colt special teams last season compiling 17 tackles including 12 solo stops...also blocked one punt and recovered a fumble...recorded 15 tackles as reserve right linebacker...led special teams in 1976 with 23 tackles on punt and kickoff coverage assignments...appeared briefly as an outside linebacker and was credited with two solo tackles...has appeared in every game during his two-year career with the Colts.



COLLEGE: Carson Newman's outstanding defensive player as senior...led team in tackles with 94 and in quarterback sacks with nine...in addition to linebacker, played defensive end and defensive back.

PERSONAL: Born in Gadsden, S.C...attended Lower Richland High School at Hopkins, S.C., but played only one season of football...single and lives in Baltimore.

**ED SIMONINI (56) 3 Yr. LB 6-0 210 Texas A&M
No. 3 '76 Birthdate: February 2, 1954**

PRO: Started at the middle linebacker spot for the Colts in his second season with the club...Led the team in tackles with 71 solos and 44 assists for 115 tackles...Intercepted one pass against Buffalo in '77...Recovered three fumbles, one against Denver and two against Miami...His best defensive game was against New England in Foxboro last season when he was credited with 9 solo tackles and 7 assists. A special team standout his rookie season with 16 tackles including six stops on kick-off coverage and 2 on punt coverage.



COLLEGE: All-American selection by the Associated Press, United Press International, Football Writers, *The Sporting News*, Walter Camp and Football Coaches...named to every All-Southwest Conference team and proclaimed SWC Defensive Player of the Year as both a senior and a sophomore...four-year starter and named second team All-American as both a sophomore and a junior...ocean engineering major.

PERSONAL: Running back and linebacker at Valley High School in Las Vegas, Nev., and was named both defensive and offensive Player of the Year in the state as a senior...also won state high school wrestling championship as a senior...single and lives in El Paso, Tex.

SIMONINI STATISTICS

INTERCEPTIONS	G	No.	Yards	Avg.	LG	TD
1977	14	1	0	0.0	0	0

HOWARD STEVENS (27) 6 Yr. KR-RB 5-5 165 Louisville
Trade—New Orleans '75 Birthdate: Feb. 9, 1950

PRO: No. 1 Colt punt return specialist in 1977, returning 34 punts for 301 yards... also returned 11 kickoffs for 216 yards... sustained broken jaw in Miami Monday night contest and missed last two games of season... in 1976 accounted for more than 1000 yards on punt and kickoff returns as the Colt leader in both categories... averaging 7.9 yards per punt return and 23 yards on kickoffs... ranked eighth in the league and sixth in AFC in punt returns in 1975 with an average of 11.0... acquired from New Orleans on September 10, 1975 for the Colts fifth-round choice in the 1977 draft... set Saints' single season punt return record in 1974 with 37 returns for 376 yards... also established New Orleans career records for punt (54 for 547 yards) and kickoff returns (59 for 1339 yards).



COLLEGE: Transferred to Louisville after playing two seasons at Randolph-Macon... holds all-time collegiate record for all-purpose running with 7,564 yards including 5,297 yards rushing (second among collegiate rushers), 738 yards receiving, 782 yards on punt returns and 747 yards on kickoff returns... his 69 touchdowns is also an all-time collegiate record... ranks second among all-time collegiate scorers with 418 points... voted team and conference most valuable player all four years of college... second-team All-America as a senior... earned a degree in psychology.

PERSONAL: Born in Harrisonburg, Va., and attended Harrisonburg High School... worked as a layman counselor in Anne Arundel County school system in 1975 off-season... lives with wife, Joyce, and son Spencer, in Cockeysville, Md.

STEVEN'S STATISTICS

PUNT RETURNS	G	No.	FC	Yards	Avg.	LG	TD
1973-New Orleans	14	17	15	171	10.1	37	0
1974-New Orleans	14	37	7	376	10.2	40	0
1975-Baltimore	12	36	8	396	11.0	53	0
1976-Baltimore	14	39	9	315	7.9	44	0
1977-Baltimore	12	34	6	301	8.9	24	0
Career	66	163	45	1559	9.5	53	0

KICKOFF RETURNS	No.	Yards	Avg.	LG	TD
1973-New Orleans	26	590	22.7	48	0
1974-New Orleans	33	749	22.7	41	0
1975-Baltimore	3	71	23.7	31	0
1976-Baltimore	30	710	23.7	83	0
1977-Baltimore	11	216	19.6	37	0
Career	103	2336	22.6	83	0

RUSHING	No.	Yards	Avg.	LG	TD
1973-New Orleans	45	183	4.1	15	2
1974-New Orleans	43	190	4.4	25	1
1975-Baltimore	0	0	0.0	0	0
1976-Baltimore	1	3	3.0	3t	1
Career	89	376	4.2	25	3

RECEIVING	No.	Yards	Avg.	LG	TD
1973-New Orleans	4	39	9.8	14	0
1974-New Orleans	13	81	6.2	20	0
1975-Baltimore	0	0	0.0	0	0
1976-Baltimore	0	0	0.0	0	0
Career	17	120	7.1	20	0

Additional statistics: Recovered two fumbles, 1973; recovered three fumbles, 1974; recovered one fumble, 1975.

POST-SEASON

PUNT RETURNS	No.	FC	Yards	Avg.	LG	TD
1975 at Pittsburgh	3	0	30	10.0	18	0

CAREER HIGHS

Long punt return—53 vs. New England, Dec. 21, 1975; **Long kickoff return**—83 at St. Louis, Dec. 4, 1976.

RICKY THOMPSON (88) 3 Yr. WR 6-0 176 Baylor
No. 8 '76 Birthdate: May 15, 1954

PRO: Saw limited action in '77 playing in 5 games. . . Had one reception for 15 yards against the Buffalo Bills last season. . . In his rookie season, he also caught one pass for 11 yards against Tampa Bay. . . Saw action in his rookie season on special teams being credited with four tackles on kick-off coverage team.

COLLEGE: Two-year starter and All-Southwest Conference selection senior year. . . caught two touchdown passes against Penn State in 1975 Cotton Bowl game. . . three weeks later established Southwest Conference indoor long jump record of 24-5 and has a personal high of 25-7³/₄. . . business management major.

PERSONAL: Attended Gatesville, Tex., High School. . . active in football and baseball. . . competed in Ford Punt, Pass and Kick program. He and his wife, Carol, reside in Gatesville during the off-season.



THOMPSON'S STATISTICS

RECEIVING	G	No.	Yards	Avg.	LG	TD
1976	9	1	11	11.0	11	0
1977	5	1	15	15.0	15	0
Career	14	2	26	13.0	15	0

BILL TROUP (12) 5 Yr. QB 6-5 216 South Carolina
Trade-Philadelphia '76 Birthdate: April 2, 1951

PRO: Served as back-up QB to Bert Jones for the 1976 and 1977 seasons. . . Has appeared in last 28 games in regular season as holder for Toni Linhart's field goal and extra point attempts. . . Saw action at quarterback against the New York Jets attempting two passing completing none and having one intercepted. . . Signed as a free agent by the Eagles in 1974 after playing one season with Calgary of the Canadian Football League. . . Acquired on September 13, 1974 by the Colts from Philadelphia on waivers on final cutdown day. . . Played in one game for the Colts and waived by Baltimore on September 17, 1975 and signed by Philadelphia in early October. . . Reacquired by the Colts for rights to retired Dennis Nelson on April 2, 1976. . . Saw action in 5 games in '76 for the Colts completing eight of 18 passes for 117 yards. . . Scored on a six yard against San Diego. . . "I like everything I've seen Bill do," stated Coach Marchibroda. "He has the qualities of a veteran backup quarterback."

COLLEGE: Played two years at Virginia, before transferring to South Carolina. . . switched schools when Virginia went to a ground control game.

PERSONAL: Born in Pittsburgh, Pa., and attended suburban Bethel Park High School. . . resides with wife, Pam, and son and daughter in Towson, Md.



TROUP'S STATISTICS

PASSING	Att-		Yds.	Pcts.	Int.	LG	TD
	Comp						
1974-Baltimore	1	0-0	0	0.0	0	0	0
1975-Philadelphia	0	0-0	0	0.0	0	0	0
1976-Baltimore	14	8-18	117	44.4	1	32	0
1977-Baltimore	14	0-2	0	0.0	1	0	0
Career	29	8-20	117	40.0	2	32	0

**DAVID TAYLOR (64) 6 Yr. T 6-5 264 Catawba
No. 5 '73 Birthdate: Oct. 17, 1949**

PRO: Starter in four of his five seasons with the Colts at left tackle... Has appeared in all but one game in the last five seasons... "David Taylor is improving every year," stated Colts Coach Ted Marchibroda, "and I think that this will be the year that he will make a mark for himself"... Will line up with Robert Pratt on the left side of the Colts offensive line.

COLLEGE: Named outstanding offensive lineman as senior, when he also co-captained team... named to NAIA All-America team, All-Carolina Conference, and NAIA All-District in 1972... competed in track, where he set school records in the shotput and discus... earned degree in business administration.

PERSONAL: Born in Statesville, N.C., and attended Chapel Hill High School... set state shotput and discus records... career bests are 59-2 and 178-10... worked as layman counselor in Anne Arundel County school... active in Fellowship of Christian Athletes and Colt Bible study... wife, Lorna, and children, Leigh and Brian, lived in Baltimore.



Taylor's statistics: Recovered one fumble, 1974.


**NORM THOMPSON (43) 8 Yr. DB 6-1 180 Utah
Veteran Free Agent acquired from St. Louis
Birthdate: March 5, 1945**

PRO: Joined Colts secondary after six seasons with the St. Louis Cardinals... Played in 14 games his first season with the Colts... Had 38 tackles and 11 assists... Contributed 3 interceptions to the Colts cause... Biggest interception of the season came in the fourth quarter of the Colts-Patriots game last December when he grabbed a Steve Grogan pass ending the Pats final drive of the game and giving the Colts their third consecutive AFC East title... Was

the top pass defender for the Cards in his last three seasons in St. Louis... Returned a Joe Namath pass 61 yards for a score in '75... Has 25 career interceptions for a total of 503 yards... Led the NFC in interceptions return yardage in '74 with 190 yards on 6 interceptions including one of 56 yards for a TD against Cleveland... Was a six year starter in St. Louis.

COLLEGE: All-American at Laney Junior College in Oakland, Calif., and then was two-time all-conference selection at Utah... He had five interceptions for 259 yards and three touchdowns in 1969, setting two NCAA marks and tying another.

PERSONAL: Was born in San Francisco and makes his home there with his wife, Gwendolyn, and three children.



THOMPSON'S STATISTICS

INTERCEPTIONS	No.	Yards	Avg.	LG	TD
1971-St. Louis	4	45	11.3	25	0
1972-St. Louis	1	5	5.0	5	0
1973-St. Louis	0	0	0.0	0	0
1974-St. Louis	6	190	31.7	56t	1
1975-St. Louis	7	141	20.1	61t	1
1976-St. Louis	4	83	20.8	38	0
1977-Baltimore	3	39	13.0	20	0
Career	25	503	20.0	61t	2

BOB VAN DUYNE (67) 5 Yr. G-T 6-4 245 Idaho

No. 10a'74 Birthdate: May 15, 1952

PRO: Versatile offensive lineman, providing depth at the guard and tackle positions... Returned to '78 camp early to gain experience at center... Played in 9 games for the Colts in '77 and all 14 games in '76... Did not miss a game in his first three years in the NFL... Has seen action in 51 of 56 games in four years primarily on the specialty teams... Was credited with 7 tackles on specialty team work in '77.

COLLEGE: Two-year starting tackle at Idaho... teammate of Colts' Randy Hall.

PERSONAL: Born in Auburn, Wash., and attended Seattle High School... wife, Candy, and Bob live in Auburn, Wash.



STAN WHITE (53) 7 Yr. LB 6-1 220 Ohio State

No. 17 '72 Birthdate: Oct. 24, 1949

PRO: Finished second on the team in tackles with 89 hits (61 solos, 28 assists)... Was the team tackling leader in '75 (119) and '76 (109)... Credited with 8 quarterback sacks last season for a minus 57 yds.... Led the NFL in pass interceptions for a linebacker with 7... Has started at outside linebacker for the last five seasons... Had 2 interceptions against the Steelers and Redskins during '77 season... established NFL record for linebackers with eight interceptions in 1975 to rank second in the AFC and fourth in the league... had three interceptions in 1976... "he gives us a very dependable game and a very intelligent game," says Head Coach Ted Marchibroda... named to the *Football News* All-Pro team in 1975... called defensive signals after Mike Curtis was placed on injured reserve list... returned interception 23 yards for touchdown against Giants in New York in 1975... had two two-interception days in 1975—season finale with New England and against Cleveland... Browns games was his best as a pro... made 11 solo tackles, including one on a fake field goal, had three QB sacks, and stopped two drives with the interceptions... drafted by the Colts on 17th round of 1972 draft—the 338th man taken... played in 14 games on special teams... made 18 tackles and saw only extensive time at linebacker against Kansas City... became starter on outside in 1973 and led team in tackles (106) and interceptions (four)... tied club record with six fumble recoveries... returned one of two interceptions 19 yards for touchdown against Houston... started every game, including four at middle linebacker as replacement for injured Curtis... had 11 solo tackles and six assists in first Dolphins game... credited with two QB sacks... had 59 tackles in 1974, and interception and three sacks... recovered fumble to set-up second TD in season's first win over Jets.



COLLEGE: Two-time Big 10 pick at Ohio State... started every game as a junior and senior at linebacker and as kickoff man... did limited punting... led team in tackles as a junior... did placekicking as a sophomore... played in North-South game... Ohio State won three Big 10 titles and visited the Rose Bowl in 1971 against Stanford... earned degree in accounting.

PERSONAL: Born in Dover, O., and raised in Kent, where he attended Roosevelt High School... played tight end and defensive end in football and catcher in baseball... also was on basketball team... recruited for all three sports... made All-Ohio on football team, which lost only one game in his final two years there... graduated from University of Baltimore Law School in spring of '78... wife, Patty, and daughter, Amanda, live in Baltimore... active in Fellowship of Christian Athletes and Colt Bible group.

WHITE'S STATISTICS

INTERCEPTIONS	G	No.	Yards	Avg.	LG	TD
1972	14	0	0	0.0	0	0
1973	14	4	40	10.0	22	1
1974	14	1	40	40.0	40	0
1975	14	8	135	16.9	32	1
1976	14	3	26	8.7	15	0
1977	14	7	84	12.0	19	0
Career	84	23	325	14.1	32	2

Additional statistics: Recovered six fumbles for 18 yards and returned one kickoff for 17 yards, 1973; recovered one fumble, 1974; recovered three fumbles in 1976; recovered one fumble in 1977.

CAREER HIGHS

Most interceptions—2 vs. Houston, Nov. 4, 1973, vs. Cleveland, Nov. 2, 1975, and vs. New England, Dec. 21, 1975; **Long**—40 vs. Miami, Dec. 8, 1974.

HOW THE COLTS WERE BUILT

Year	Draft (Round)	Trade (From)	Free Agent Waivers
1966		David Lee (Clev)	
1967			
1968			
1969			
1970			
1971	Don McCauley (1)		Ken Mendenhall (Hous)
1972	Glenn Doughty (2a) Bruce Laird (6) Lydell Mitchell (2b) Stan White (17)		Nelson Munsey
1973	Mike Barnes (2) Joe Ehrmann (1a) Bert Jones (1) Ray Oldham (8) David Taylor (5)	Raymond Chester (Oak) Elmer Collett (SF)	
1974	Roger Carr (1a) Fred Cook (2) Dan Dickel (7a) John Dutton (1) Robert Pratt (3a) Bob Van Duyne (10) Doug Nettles (5)	Tom MacLeod (GB)	Toni Linhart
1975	Ken Huff (1) Roosevelt Leaks (5) Derrel Luce (7b) Marshall Johnson (4)	Forrest Blue (SF) George Kunz (Atla) Howard Stevens (NO)	Jimmie Kennedy Lloyd Mumphord (Mia)
1976	Tim Baylor (10) Mike Kirkland (5b) Ron Lee (3b) Ken Novak (1) Sanders Shiver (5a) Ed Simonini (3a) Ricky Thompson (8)	Bill Troup (Phila)	Ron Fernandes
1977	Randy Burke (1) Ron Baker (10) Calvin O'Neal (6) Mike Ozdowski (2)		Lyle Blackwood (Seattle) Mack Alston Norm Thompson (St. L.) Wade Griffin
33 by draft		8 by trade	10 as free agents

Of the players drafted by the Colts, the following is a breakdown of how many are currently starting for the Colts, how many are reserves and how many are on other teams:

Year	Ttl. No. Drafted	Starters	Reserves	Other Teams
1973	17	4	1	3
1974	25	4	4	4
1975	26	2	2	4
1976	14	1	6	0
1977	9	0	4	1
Totals	91	11	17	12

BALTIMORE COLTS VETERAN ROSTER

No.	Name	Pos.	Hgt.	Wgt.	Exp.	Birthdate
83	Alston, Mack	TE	6-5	233	9	4-27-47
63	Barnes, Mike	DT	6-6	256	6	12-24-50
47	Baylor, Tim	DB	6-6	191	3	5-23-54
44	Blackwood, Lyle	DB	6-0	190	6	5-02-51
50	Blue, Forrest	C	6-6	260	11	9-07-45
81	Carr, Roger	WR	6-3	196	5	7-01-52
87	Chester, Raymond	TE	6-4	236	9	6-28-48
66	Collett, Elmer	OG	6-5	246	12	11-07-44
72	Cook, Fred	DE	6-3	243	5	4-15-52
55	Dickel, Dan	LB	6-3	230	5	8-24-52
35	Doughty, Glenn	WR	6-1	205	7	1-30-51
78	Dutton, John	DE	6-7	266	5	2-06-51
76	Ehrmann, Joe	DT	6-4	254	6	3-29-49
73	Fernandes, Ron	DE	6-4	255	4	9-11-51
69	Griffin, Wade	OT	6-5	231	1	8-07-54
	Hammond, Wayne	DT	6-5	257	3	1-30-53
62	Huff, Ken	OG	6-4	262	4	2-21-53
80	Johnson, Marshall	WR	6-1	196	3	11-01-52
7	Jones, Bert	QB	6-3	212	6	9-07-51
85	Kennedy, Jimmie	TE	6-3	230	4	7-30-52
15	Kirkland, Mike	QB	6-1	195	3	6-29-54
75	Kunz, George	OT	6-5	262	10	7-05-47
40	Laird, Bruce	S	6-1	198	7	5-23-50
	Lanier, Willie	LB	6-1	245	12	8-21-45
48	Leaks, Roosevelt	RB	5-10	225	4	1-31-53
49	Lee, David	P	6-5	216	13	11-08-43
34	Lee, Ron	RB	6-4	228	3	9-17-53
2	Linhart, Toni	K	5-11	179	5	7-24-42
58	Luce, Derrel	LB	6-3	227	4	9-29-52
52	MacLeod, Tom	LB	6-4	224	5	1-10-51
23	McCauley, Don	RB	6-1	215	8	5-12-49
57	Mendenhall, Ken	C	6-3	250	8	8-11-48
26	Mitchell, Lydell	RB	5-11	198	7	5-30-49
42	Mumpford, Lloyd	CB	5-10	178	10	12-20-46
31	Munsey, Nelson	CB	6-1	186	7	7-02-48
30	Nettles, Doug	CB	6-0	178	4	8-13-51
74	Novak, Ken	DT	6-7	264	3	7-03-54
25	Oldham, Ray	DB	5-11	192	6	2-23-51
	Olsen, Orrin	C	6-1	245	2	7-07-53
	Orvis, Herb	DT	6-5	255	7	10-17-46
61	Pratt, Robert	OG	6-4	248	5	5-25-51
28	Satterwhite, Howard	WR-KR	5-11	185	3	5-05-53
54	Shiver, Sanders	LB	6-2	222	3	2-14-55
56	Simonini, Ed	LB	6-0	210	3	2-02-54
27	Stevens, Howard	KR-RB	5-5	165	5	2-09-50
64	Taylor, David	OT	6-5	264	6	10-17-49
43	Thompson, Norm	CB	6-1	180	8	3-05-45
88	Thompson, Ricky	WR	6-0	176	3	5-15-54
12	Troup, Billy	QB	6-5	215	5	4-02-51
67	Van Duyne, Bob	G-T	6-4	244	5	5-12-52
53	White, Stan	LB	6-1	223	7	10-24-49

FOR 1978 PRE-SEASON USE Update June 16, 1978

College	Residence	Games
Univ. of Md-East	Alexandria, Virginia	14
Miami (Florida)	Baltimore, Maryland	14
Morgan State	Washington, D.C.	13
Texas Christian	River Ridge, Louisiana	14
Auburn	Los Altos Hills, Ca.	14
Louisiana Tech	Cotton Valley, Louisiana	7
Morgan State	Oakland, California	14
San Francisco State	Stinson Beach, California	5
Southern Mississippi	Pascagoula, Mississippi	14
Iowa	Iowa City, Iowa	14
Michigan	Randallstown, Maryland	13
Nebraska	Malcolm, Nebraska	12
Syracuse	Baltimore, Maryland	9
Eastern Michigan	Milford, Michigan	14
Mississippi	Winona, Mississippi	14
Montana State Univ.	Marietta, Georgia	0
North Carolina	Baltimore, Maryland	14
Houston	Missouri City, Texas	3
Louisiana State	Ruston, Louisiana	14
Colorado State	Baltimore, Maryland	9
Arkansas	Springdale, Arkansas	0
Notre Dame	Paradise Valley, Arizona	14
American International	Palermo, Maine	14
Morgan State	Midlothian, Virginia	0
Texas	Chappell Hill, Texas	11
Louisiana Tech	Bossier City, Louisiana	14
West Virginia	Baltimore, Maryland	13
Austria Tech	Baltimore, Maryland	14
Baylor	Waco, Texas	12
Minnesota	Shakopee, Minnesota	14
North Carolina	Huntington Beach, N. Y.	14
Oklahoma	Enid, Oklahoma	14
Penn State	Baltimore, Maryland	14
Texas Southern	Hialeah, Florida	2
Wyoming	Baltimore, Maryland	13
Vanderbilt	Hermitage, Tennessee	14
Purdue	Willowick, Ohio	12
Middle Tennessee	Chattanooga, Tennessee	14
Brigham Young	Provo, Utah	0
Colorado	Pentfield, New York	0
North Carolina	Richmond, Virginia	14
Sam Houston State	San Antonio, Texas	1
Carson-Newman	Baltimore, Maryland	14
Texas A & M	El Paso, Texas	14
Louisville	Baltimore, Maryland	12
Catawba	Baltimore, Maryland	14
Utah	San Francisco, California	14
Baylor	Gatesville, Texas	5
South Carolina	Towson, Maryland	14
Idaho	Auburn, Washington	9
Ohio State	Baltimore, Maryland	14

BALTIMORE COLTS 1978

Name	Pos.	Ht.	Wt.	Birthdate
Adzima, Steve	DE	6-5	250	7-11-53
Allen, Bruce	P	6-1	180	10-26-56
Anthony, Monte	RB	6-3	210	11-13-56
Baker, Ron	G	6-3	238	11-19-54
Banks, Bill	LB	6-1	225	6-29-55
Bartley, Delasio	RB	6-2	215	4-21-55
Bonato, Lou	G	6-1	240	11-04-55
Burke, Randy	WR	6-1	186	5-26-55
Dark, Frank	DB	6-0	186	12-20-53
Dennard, Clarence	LB	6-3	235	8-29-54
Farmer, Roger	WR	6-3	195	11-10-55
Feaster, Dexter	WR	6-3	185	12-06-53
Garry, Ben	RB	6-1	200	2-11-56
Griggs, Perry	KR	5-10	183	8-17-54
Henderson, John	DB	6-0	185	5-23-56
Lazaro, Ben	T	6-3	265	10-24-55
Logan, Jeff	RB	5-9	185	1-13-56
Mason, Henry	WR	6-0	185	8-06-56
McCall, Reese	TE	6-7	223	6-15-56
Miller, Tony	DB	6-0	190	9-03-53
Moore, Ricky	DB	6-2	195	10-09-53
Myers, Frank	OT	6-5	255	1-04-56
O'Neal, Calvin	LB	6-1	235	10-06-54
Owens, Dallas	DB	5-11	195	10-21-56
Ozdowski, Mike	DE	6-5	244	9-24-55
Robey, Dave	DT	6-5	258	10-10-54
Smith, Tom	DB	5-10	180	4-22-54
Sochko, Mike	P	6-0	185	8-15-55
Standefer, Dana	QB	6-1	198	4-24-56
Studdard, David	OT	6-4	250	11-22-55
Switalski, Richard	C	6-5	248	7-24-55
Szczerba, Ed	DT	6-4	250	1-24-54
Toran, Nate	LB	6-1	235	7-19-54
White, Henry	HB	5-9	175	11-26-55
Williams, Larry	DB	6-0	192	9-30-53
Woods, Mike	LB	6-2	227	11-01-54

*1977 draft choices; placed on Injured Reserve List for 1977 season.

PROFILES OF COLTS 1978 DRAFT CHOICES

1—REESE MC CALL TE 6-7 230 22 AUBURN

Considered an excellent blocker... possesses good speed for his size, recording a 4.7 second time in the 40-yard dash... caught 13 passes for 201 yards during 3 years in a run-oriented offense... averaged 15.5 yards per catch during collegiate career... strong runner after he catches the ball... twice a pre-season All-SEC selection... nicknamed "Too-Tall", he is the tallest player in Auburn football history... Health and Physical Education major... born June 16, 1956.

2—MIKE WOODS LB 6-3 230 23 CINCINNATI

A first-team All-American selection by AP, TSN and NEA... captained the Bearcats squad in junior and senior years... leading tackler on club last season with 114 total participations (66 solo, 48 assists)... named MVP by team in 1976 while recording 123 tackles... played for North squad in 1977 Senior Bowl... does a 4.6 second 40... transferred to Cincinnati after one year at Tampa... nickname is "War Daddy"... Education major... born November 1, 1954.

FIRST-YEAR ROSTER

Update June 16, 1978

College	Residence	How Acq.
Hawaii	Wallington, New Jersey	FA
Richmond	Great Falls, Virginia	D12
Nebraska	Bellevue, Nebraska	D8
Oklahoma State	Gary, Indiana	D10*
Penn State	Camden, New Jersey	FA
N. C. Central	Rocky Mount, N.C.	FA
Univ. of Richmond	Annandale, Virginia	FA
Kentucky	Miami, Florida	D1*
Virginia Union	Richmond, Virginia	FA
SMU	Dallas, Texas	FA
Baker	Brooklyn, New York	FA
N. Carolina A & T	Charlotte, N.C.	FA
So. Mississippi	Pascagoula, Miss.	D6
Troy State	Lanett, Alabama	FA
Georgia	Athens, Georgia	FA
Villanova	Baltimore, Maryland	FA
Ohio State	No. Canton, Ohio	D7
Central Missouri	Marshall, Missouri	D11
Auburn	Bessemer, Alabama	D1
East Kentucky	Cincinnati, Ohio	FA
N.C. Central	Baltimore, Maryland	FA
Texas A & M	San Angelo, Texas	D5
Michigan	Saginaw, Michigan	D6*
Kentucky	Lexington, Kentucky	D10
Virginia	Parma, Ohio	D2*
Cal State (Pa.)	Johnstown, Pennsylvania	FA
Nebraska-Omaha	Mobile, Alabama	FA
Maryland	Pottstown, Pa.	FA
Franklin College	Indianapolis, Indiana	FA
Texas	Moore, Texas	D9
Virginia	Cleveland, Ohio	FA
Villanova	Wilmington, Delaware	FA
Rutgers	Parlin, New Jersey	FA
Colgate	Lincoln, Delaware	FA
New Mexico	Albuquerque, New Mexico	FA
Cincinnati	Cleveland, Ohio	D2

5—FRANK MYERS T 6-5 255 22 TEXAS A&M

An All-Southwest Conference pick in his junior and senior years...four-year starter contributed heavily to A&M school record for total offense set in 1977...participated in Liberty Bowl in 1975, Sun Bowl in 1976 and Blue Bonnet Bowl last year...also played in Japan Bowl and Hula Bowl in senior year...teammate of Colt middle linebacker Ed Simonini in 1974 and 1975...born January 4, 1956...Agricultural Economics major.

6—BEN GARRY RB 6-1 201 22 U. OF SOU. MISS.

Ranks 14th on All-Time NCAA career rushing list and is leading ground-gainer in USM history with 3,595 yards...gained AP All-American honorable mention recognition in senior year...named to AP's All-South Independent first team in 1976 and 1977...selected most valuable offensive player for Gray team in 1977 Blue-Gray Game...gained 1,134 yards and scored 10 touchdowns in senior season...set USM single-season rushing record of 1,236 yards in 1976...had seventeen 100-yard rushing games and scored 31 TD's during college career...elected "Mr. University of Southern Mississippi" and "Mississippi's Amateur Athlete of the Year" in 1977...nick-named "Go Go"...majored in Athletic Administration and Coaching...born February 11, 1956.

7—JEFF LOGAN RB/KR 5-9 185 22 OHIO STATE

Honorable mention All-American and first-team All Big-Ten selection as a junior when he gained 1,248 yards on 218 carries . . . hampered by an ankle injury in 1977, he carried 107 times for 606 yards . . . offensive co-captain in senior year . . . played in Rose (twice), Orange and Sugar Bowls during college career . . . graduated from OSU with degree in Communications . . . born January 31, 1956.

8—MONTE ANTHONY RB 6-3 210 21 NEBRASKA

Number 3 rusher in Nebraska history with 2,274 yards . . . had his best year as a sophomore, gaining 817 yards . . . scored 21 touchdowns during college career . . . received the university's 1977 Novak Trophy for courage and determination . . . selected Big-Eight Conference Freshman of the Year in 1974 when he became the first freshman to ever lead the Cornhuskers ground game, gaining 651 yards . . . possesses 4.6 speed in to 40 . . . has played in 4 Bowl games (Sugar, Fiesta, Blue Bonnet and Liberty) . . . born November 13, 1956 . . . Business major.

9—DAVID STUDDARD T 6-4 250 22 TEXAS

Named to two All-Southwest Conference second teams . . . a three-year letterman . . . standout on offensive line that opened holes for Heisman Trophy winner Earl Campbell . . . participated in Gator Bowl in 1974, Blue Bonnet Bowl in 1975 and Cotton Bowl in 1977 . . . born November 22, 1955 . . . Physical Education major.

10—DALLAS OWENS S 5-11 194 21 KENTUCKY

All-Southeast Conference pick in 1977 . . . selected Sports Illustrated Player of the Week as senior for efforts vs. Penn State . . . led club in pass interceptions last year with four, returning two for touchdowns (23 yards and 81 yards) . . . in 1976, returned one of two interceptions 56 yards for a score . . . also returns kickoffs . . . teammates call him "D.O." . . . a Social Science major . . . born October 21, 1956.

11—HENRY MASON WR 6-0 185 21 CENT. MO. ST. UNIV.

Named honorable mention All-American by AP in 1975 and 1977 . . . led Missouri Inter-Collegiate Athletic Conference with 42 receptions for 589 yards as a senior . . . holds school record for career receptions (122) and receiving yardage (1,935 yards) . . . has 4.6 speed in the 40-yard dash . . . also a baseball standout with a .382 career average . . . born August 8, 1956.

12—BRUCE ALLEN P 6-1 180 21 RICHMOND

Earned All-ECAC and All-South Independent honors as a junior when he ranked 16th in the nation and broke a school punting record with a 42.9 yard average . . . in 1977, he punted 72 times for a 35.1 yard average . . . longest career punt is 79 yards . . . averaged 41.9 yards a kick as a sophomore . . . son of Los Angeles Rams head coach George Allen . . . graduated with a degree in Business . . . born October 26, 1956.



REESE McCALL



MIKE WOODS

SEASON OPPONENTS

PITTSBURGH STEELERS



DATE: August 5 **TIME:** 6 P.M.
LOCATION: Memorial Stadium (60,763) Baltimore
DATE: December 9 **TIME:** 1 P.M.
LOCATION: Three Rivers Stadium (50,350) Pittsburgh

COACH: CHUCK NOLL.—Entering his tenth year as head coach, Noll has compiled a 74-51-1 regular season record. He has led the Steelers to playoff appearances in each of the last six years including victories in Super Bowls IX and X.

1978 SCHEDULE

PRE—SEASON:

Aug. 5 At Baltimore Colts
 12 Atlanta Falcons
 19 At New York Giants
 26 At Dallas Cowboys

REGULAR SEASON:

Sept. 3 At Buffalo Bills
 10 Seattle Seahawks
 17 At Cincinnati Bengals
 24 Cleveland Browns
 Oct. 1 At New York Jets
 8 Atlanta Falcons
 15 At Cleveland Browns
 23 Houston Oilers
 29 Kansas City Chiefs
 Nov. 5 New Orleans Saints
 12 At Los Angeles Rams
 19 Cincinnati Bengals
 27 At San Francisco 49'ers
 Dec. 3 At Houston Oilers
 9 Baltimore Colts
 16 At Denver Broncos

1977 RESULTS

WON 9 — LOST 5

9/19 San Francisco 49'ers 27-0 W
 9/25 Oakland Raiders 16-7 L
 10/2 Cleveland Browns 28-14 W
 10/9 Houston Oilers 27-10 L
 10/17 Cincinnati Bengals 20-14 W
 10/23 Houston Oilers 27-10 W
 10/30 Baltimore Colts 31-21 L
 11/6 Denver Broncos 21-7 L
 11/13 Cleveland Browns 35-31 W
 11/20 Dallas Cowboys 28-13 W
 11/27 New York Jets 23-20 W
 12/4 Seattle Seahawks 30-20 W
 12/10 Cincinnati Bengals 17-10 L
 12/18 San Diego Chargers 10-9 W

POST—SEASON:

12/24 Denver Broncos 24-21 L

PUBLIC RELATIONS DIRECTOR: Joe Gordon
 Office Number: (412) 323-1200

TAMPA BAY BUCCANEERS



DATE: August 12 **TIME:** 8 P.M.
LOCATION: Tampa Stadium (71,600) Tampa

COACH: JOHN MCKAY.—Although he has achieved limited success in the professional ranks, the third-year head coach has had an illustrious college coaching career. In 16 years at the University of Southern California, McKay compiled a 127-40-8 record while leading the Trojans to nine Bowl appearances and four National Championships.

1978 SCHEDULE

PRE—SEASON:

Aug. 5 Cincinnati Bengals
 12 Baltimore Colts
 19 At New Orleans Saints
 25 Miami Dolphins

REGULAR SEASON:

Sept. 2 New York Giants
 9 Detroit Lions
 17 At Minnesota Vikings
 24 Atlanta Falcons
 Oct. 1 Minnesota Vikings
 8 At Kansas City Chiefs
 15 At New York Giants
 22 Chicago Bears
 29 At Green Bay Packers
 Nov. 5 At Los Angeles Rams
 12 At Detroit Lions
 19 Buffalo Bills
 26 At Chicago Bears
 Dec. 3 Green Bay Packers
 10 At San Francisco 49'ers
 17 New Orleans Saints


1977 RESULTS

WON 2 — LOST 12

9/18 Philadelphia Eagles 13-3 L
 9/24 Minnesota Vikings 9-3 L
 10/2 Dallas Cowboys 23-7 L
 10/9 Washington Redskins 10-0 L
 10/16 Seattle Seahawks 30-23 L
 10/23 Green Bay Packers 13-0 L
 10/30 San Francisco 49'ers 20-10 L
 11/6 Los Angeles Rams 31-0 L
 11/13 New York Giants 10-0 L
 11/20 Detroit Lions 16-7 L
 11/27 Atlanta Falcons 17-0 L
 12/4 Chicago Bears 10-0 L
 12/11 New Orleans Saints 33-14 W
 12/18 St. Louis Cardinals 17-7 W

PUBLIC RELATIONS DIRECTOR: Bob Best
 Office Number: (813) 870-2700

WASHINGTON REDSKINS



DATE: August 18 TIME: 8 P.M.
LOCATION: Memorial Stadium (60,763) Baltimore
DATE: November 6 TIME: 9 P.M.
LOCATION: Memorial Stadium (60,763) Baltimore

COACH: JACK PARDEE—After three seasons at the helm of the Chicago Bears, the former Redskin player and linebacker coach accepted the Washington head job in January. His 3-year coaching mark with Chicago was 20-22. Last year, Pardee led the Bears to their first playoff appearance since 1963.

1978 SCHEDULE

PRE-SEASON:
Aug. 5 At Minnesota Vikings
11 Green Bay Packers
18 At Baltimore Colts
25 Atlanta Falcons

REGULAR SEASON:
Sept. 3 At New England Patriots
10 Philadelphia Eagles
17 At St. Louis Cardinals
24 New York Jets
Oct. 2 Dallas Cowboys
8 At Detroit Lions
15 At Philadelphia Eagles
22 At New York Giants
29 San Francisco 49'ers
Nov. 6 At Baltimore Colts
12 New York Giants
19 St. Louis Cardinals
23 At Dallas Cowboys
Dec. 3 Miami Dolphins
10 At Atlanta Falcons
16 Chicago Bears

1977 RESULTS

WON 9 — LOST 5

9/18	New York Giants	20-17	L
9/25	Atlanta Falcons	10-6	W
10/2	St. Louis Cardinals	24-14	W
10/9	Tampa Bay Buccaneers	10-0	W
10/16	Dallas Cowboys	34-16	L
10/23	New York Giants	17-6	L
10/30	Philadelphia Eagles	23-17	W
11/7	Baltimore Colts	10-3	L
11/13	Philadelphia Eagles	17-14	W
11/21	Green Bay Packers	10-9	W
11/27	Dallas Cowboys	14-7	L
12/4	Buffalo Bills	10-0	W
12/10	St. Louis Cardinals	26-20	W
12/17	Los Angeles Rams	17-14	W

PUBLIC RELATIONS DIRECTOR: Joe Blair
Office Number: (703) 471-9100

DETROIT LIONS



DATE: August 26 TIME: 8 P.M.
LOCATION: Memorial Stadium (60,763) Baltimore

COACH: MONTE CLARK—After spending one year away from the NFL coaching wars, Clark was named the Lions head coach in January. His first head coaching job came with San Francisco in 1976 when he led the 49'ers to an 8-6 record. Prior to his San Francisco post, Clark spent 6 years as offensive coordinator at Miami.

1978 SCHEDULE

PRE-SEASON:
Aug. 5 Buffalo Bills
12 At Cincinnati Bengals
21 At Cleveland Browns
26 Baltimore Colts

REGULAR SEASON:
Sept. 3 Green Bay Packers
9 At Tampa Bay Buccaneers
17 Chicago Bears
24 At Seattle Seahawks
Oct. 1 At Green Bay Packers
8 Washington Redskins
15 At Atlanta Falcons
22 San Diego Chargers
29 At Chicago Bears
Nov. 5 At Minnesota Vikings
12 Tampa Bay Buccaneers
19 At Oakland Raiders
23 Denver Broncos
Dec. 3 At St. Louis Cardinals
9 Minnesota Vikings
17 San Francisco 49'ers


1977 RESULTS

WON 6 — LOST 8

9/18	Chicago Bears	30-20	L
9/25	New Orleans Saints	23-19	W
10/2	Philadelphia Eagles	17-13	W
10/9	Minnesota Vikings	14-7	L
10/16	Green Bay Packers	10-6	W
10/23	San Francisco 49'ers	28-7	L
10/30	Dallas Cowboys	37-0	L
11/6	San Diego Chargers	20-0	W
11/13	Atlanta Falcons	17-6	L
11/20	Tampa Bay Buccaneers	16-7	W
11/24	Chicago Bears	31-14	L
12/4	Green Bay Packers	10-9	L
12/11	Baltimore Colts	13-10	W
12/17	Minnesota Vikings	30-21	L

PUBLIC RELATIONS DIRECTOR: Don Kremer
Office Number: (313) 335-4131

DALLAS COWBOYS



DATE: September 4 TIME: 8 P.M.
 LOCATION: Texas Stadium (65,101) Dallas

COACH: TOM LANDRY—Under Landry's guidance the Cowboys have had 12 winning seasons in succession including 11 playoff appearances during that period. In 18 seasons at Dallas, he has compiled a 149-95-6 record and captured two Super Bowl Championships (VI and XII).

1978 SCHEDULE

PRE-SEASON:

Aug. 5 San Francisco 49'ers
 12 At Denver Broncos
 19 Houston Oilers
 26 Pittsburgh Steelers

REGULAR SEASON:

Sept. 4 Baltimore Colts
 10 At New York Giants
 17 At Los Angeles Rams
 24 St. Louis Cardinals
 Oct. 2 At Washington Redskins
 8 New York Giants
 15 At St. Louis Cardinals
 22 Philadelphia Eagles
 26 Minnesota Vikings
 Nov. 5 At Miami Dolphins
 12 At Green Bay Packers
 19 New Orleans Saints
 23 Washington Redskins
 Dec. 3 New England Patriots
 10 At Philadelphia Eagles
 17 At New York Jets

1977 RESULTS

WON 12 — LOST 2

9/18 Minnesota Vikings 16-10 W
 9/25 New York Giants 41-21 W
 10/2 Tampa Bay Buccaneers 23-7 W
 10/9 St. Louis Cardinals 30-24 W
 10/16 Washington Redskins 34-16 W
 10/23 Philadelphia Eagles 16-10 W
 10/30 Detroit Lions 37-0 W
 11/6 New York Giants 24-10 W
 11/14 St. Louis Cardinals 24-17 L
 11/20 Pittsburgh Steelers 28-13 L
 11/27 Washington Redskins 14-7 W
 12/4 Philadelphia Eagles 24-14 W
 12/12 San Francisco 49'ers 42-35 W
 12/18 Denver Broncos 14-6 W

POST-SEASON:

12/26 Chicago Bears 37-7 W
 1/1 Minnesota Vikings 23-6 W
 1/15 Denver Broncos 27-10 W

PUBLIC RELATIONS DIRECTOR: Doug Todd
 Office Number: (214) 369-8000

MIAMI DOLPHINS



DATE: September 10 TIME: 4 P.M.
 LOCATION: Memorial Stadium (60,763) Baltimore
 DATE: October 29 TIME: 4 P.M.
 LOCATION: Orange Bowl (75,449) Miami

COACH: DON SHULA—The winningest active coach in the NFL, Shula sports a 164-57-5 lifetime record in 15 seasons. Since 1970, his Dolphin teams have compiled the best winning percentage in football with a composite 83-28-1 record. Under Shula, Miami has captured 4 Division Titles, 3 Conference Championships and 2 Super Bowl Crowns.

1978 SCHEDULE

PRE-SEASON:

July 29 Phil. Eagles (At Canton, Ohio)
 Aug. 5 St. Louis Cardinals
 12 At New Orleans Saints
 18 Minnesota Vikings
 25 At Tampa Bay Buccaneers

REGULAR SEASON:

Sept. 3 At New York Jets
 10 At Baltimore Colts
 17 Buffalo Bills
 24 At Philadelphia Eagles
 Oct. 1 St. Louis Cardinals
 9 Cincinnati Bengals
 15 At San Diego Chargers
 22 At New England Patriots
 29 Baltimore Colts
 Nov. 5 Dallas Cowboys
 12 At Buffalo Bills
 20 At Houston Oilers
 26 New York Jets
 Dec. 3 At Washington Redskins
 10 Oakland Raiders
 18 New England Patriots

1977 RESULTS

WON 10 — LOST 4

9/18 Buffalo Bills 13-0 W
 9/25 San Francisco 49'ers 19-15 W
 10/2 Houston Oilers 27-7 W
 10/9 Baltimore Colts 45-28 L
 10/16 New York Jets 21-17 W
 10/23 Seattle Seahawks 31-14 W
 10/30 San Diego Chargers 14-13 L
 11/6 New York Jets 14-10 W
 11/13 New England Patriots 17-5 W
 11/20 Cincinnati Bengals 23-17 L
 11/24 St. Louis Cardinals 55-14 W
 12/5 Baltimore Colts 17-6 W
 12/11 New England Patriots 14-10 L
 12/17 Buffalo Bills 31-14 W

PUBLIC RELATIONS DIRECTOR: Bob Kearney
 Office Number: (305) 379-1851

NEW ENGLAND PATRIOTS



DATE: September 18 **TIME:** 9 P.M.
LOCATION: Schaefer Stadium (61,279) Foxboro
DATE: November 26 **TIME:** 4 P.M.
LOCATION: Memorial Stadium (60,763) Baltimore

COACH: CHUCK FAIRBANKS—Since joining the Patriots in 1973, Fairbanks has compiled a 35-35 record as head coach. In 1976, he guided New England to its best seasonal record ever, 11-3, as the club reached the playoffs for the first time in 13 years.

1978 SCHEDULE

PRE-SEASON:

Aug. 5 At Los Angeles Rams
 12 At Oakland Raiders
 20 Kansas City Chiefs
 27 Cleveland Browns

REGULAR SEASON:

Sept. 3 Washington Redskins
 10 At St. Louis Cardinals
 18 Baltimore Colts
 24 At Oakland Raiders
 Oct. 1 San Diego Chargers
 8 Philadelphia Eagles
 15 At Cincinnati Bengals
 22 Miami Dolphins
 29 New York Jets
 Nov. 5 At Buffalo Bills
 12 Houston Oilers
 19 At New York Jets
 26 At Baltimore Colts
 Dec. 3 At Dallas Cowboys
 10 Buffalo Bills
 18 At Miami Dolphins

1977 RESULTS

WON 9 — LOST 5

9/18 Kansas City Chiefs 21-17 W
 9/26 Cleveland Browns 30-27 L
 10/2 New York Jets * 30-27 L
 10/9 Seattle Seahawks 31-0 W
 10/16 San Diego Chargers 24-20 W
 10/23 Baltimore Colts 17-3 W
 10/30 New York Jets 24-13 W
 11/6 Buffalo Bills 24-14 L
 11/13 Miami Dolphins 17-5 L
 11/20 Buffalo Bills 20-7 W
 11/27 Philadelphia Eagles 14-6 W
 12/4 Atlanta Falcons 16-10 W
 12/11 Miami Dolphins 14-10 W
 12/18 Baltimore Colts 30-24 L

*Overtime

PUBLIC RELATIONS DIRECTOR: Pat Horne
 Office Number: (617) 543-7911

BUFFALO BILLS



DATE: September 24 **TIME:** 1 P.M.
LOCATION: Rich Stadium (80,020) Orchard Park
DATE: December 17 **TIME:** 2 P.M.
LOCATION: Memorial Stadium (60,763) Baltimore

COACH: CHUCK KNOX—After spending 5 years as the Rams Head man, Knox was appointed Vice President in charge of Football Operations by the Bills in January. During his tenure in Los Angeles, he led the Rams to 5 consecutive division titles while posting a 54-15-1 record.

1978 SCHEDULE

PRE-SEASON:

Aug. 5 At Detroit Lions
 12 Cleveland Browns
 19 Denver Broncos
 26 At Minnesota Vikings

REGULAR SEASON:

Sept. 3 Pittsburgh Steelers
 10 New York Jets
 17 At Miami Dolphins
 24 Baltimore Colts
 Oct. 1 Kansas City Chiefs
 8 At New York Jets
 15 At Houston Oilers
 22 Cincinnati Bengals
 29 At Cleveland Browns
 Nov. 5 New England Patriots
 12 Miami Dolphins
 19 At Tampa Bay Buccaneers
 26 New York Giants
 Dec. 3 At Kansas City Chiefs
 10 At New England Patriots
 17 At Baltimore Colts

1977 RESULTS

WON 3 — LOST 11

9/18 Miami Dolphins 13-0 L
 9/25 Denver Broncos 26-6 L
 10/2 Baltimore Colts 17-14 L
 10/9 New York Jets 24-19 L
 10/16 Atlanta Falcons 3-0 W
 10/23 Cleveland Browns 27-16 L
 10/30 Seattle Seahawks 56-17 L
 11/6 New England Patriots 24-14 W
 11/13 Baltimore Colts 31-13 L
 11/20 New England Patriots 20-7 L
 11/28 Oakland Raiders 34-13 L
 12/4 Washington Redskins 10-0 L
 12/11 New York Jets 14-10 W
 12/17 Miami Dolphins 31-14 L

PUBLIC RELATIONS DIRECTOR: Budd Thalman
 Office Number: (716) 648-1800

PHILADELPHIA EAGLES



DATE: October 1 **TIME:** 2 P.M.
LOCATION: Memorial Stadium (60,763) Baltimore

COACH: DICK VERMEIL—Entering his third year as the Eagles' mentor, Vermeil possesses a 9-19 NFL coaching record. Before joining Philadelphia, he coached on the collegiate level at UCLA during 1974 and 1975 when he led the Bruins to a 15-5-3 mark.

1978 SCHEDULE

PRE-SEASON:

Aug. 5	N. O. Saints (Mexico City)
14	At Houston Oilers
19	At Atlanta Falcons
25	New York Jets

REGULAR SEASON:

Sept. 3	Los Angeles Rams
10	At Washington Redskins
17	At New Orleans Saints
24	Miami Dolphins
Oct. 1	At Baltimore Colts
8	At New England Patriots
15	Washington Redskins
22	At Dallas Cowboys
29	St. Louis Cardinals
Nov. 5	Green Bay Packers
12	New York Jets
19	At New York Giants
26	At St. Louis Cardinals
Dec. 3	At Minnesota Vikings
10	Dallas Cowboys
17	New York Giants

1977 RESULTS

WON 5 — LOST 9

9/18	Tampa Bay Buccaneers	13-3	W
9/25	Los Angeles Rams	20-0	L
10/2	Detroit Lions	17-13	L
10/9	New York Giants	28-10	W
10/16	St. Louis Cardinals	21-17	L
10/23	Dallas Cowboys	16-10	L
10/30	Washington Redskins	23-17	L
11/6	New Orleans Saints	28-7	W
11/13	Washington Redskins	17-14	L
11/20	St. Louis Cardinals	21-16	L
11/27	New England Patriots	14-6	L
12/4	Dallas Cowboys	24-14	L
12/11	New York Giants	17-14	W
12/18	New York Jets	27-0	W

PUBLIC RELATIONS DIRECTOR: Jim Gallagher
 Office Number: (215) 463-2500

ST. LOUIS CARDINALS



DATE: October 8 **TIME:** 1 P.M.
LOCATION: Busch Stadium (51,392) St. Louis

COACH: BUD WILKINSON—Returning to the coaching ranks after an absence of 15 years, Wilkinson (61) becomes the senior member of the NFL's coaching fraternity. During his 16-year career at Oklahoma, he guided the Sooners to 13 Conference Titles and 3 National Championships while compiling a 145-29-4 record.

1978 SCHEDULE

PRE-SEASON:

Aug. 5	At Miami Dolphins
12	At Chicago Bears
19	At Green Bay Packers
26	At Kansas City Chiefs

REGULAR SEASON:

Sept. 3	At Chicago Bears
10	New England Patriots
17	Washington Redskins
24	At Dallas Cowboys
Oct. 1	At Miami Dolphins
8	Baltimore Colts
15	Dallas Cowboys
22	At New York Jets
29	At Philadelphia Eagles
Nov. 5	New York Giants
12	At San Francisco 49'ers
19	At Washington Redskins
26	Philadelphia Eagles
Dec. 3	Detroit Lions
10	At New York Giants
17	Atlanta Falcons

1977 RESULTS

WON 7 — LOST 7

9/18	Denver Broncos	7-0	L
9/25	Chicago Bears	16-13	W
10/2	Washington Redskins	24-14	L
10/9	Dallas Cowboys	30-24	L
10/16	Philadelphia Eagles	21-17	W
10/23	New Orleans Saints	49-31	W
10/31	New York Giants	28-0	W
11/6	Minnesota Vikings	27-7	W
11/14	Dallas Cowboys	24-17	W
11/20	Philadelphia Eagles	21-16	W
11/24	Miami Dolphins	55-14	L
12/4	New York Giants	27-7	L
12/10	Washington Redskins	26-20	L
12/18	Tampa Bay Buccaneers	17-7	L

PUBLIC RELATIONS DIRECTOR: Kevin Byrne
 Office Number: (314) 421-0777

NEW YORK JETS



DATE: October 15 TIME: 2 P.M.
 LOCATION: Memorial Stadium (60,763) Baltimore
 DATE: December 3 TIME: 1 P.M.
 LOCATION: Shea Stadium (60,000) Flushing, N.Y.

COACH: WALT MICHAELS—Michaels is entering his second year as head coach after the club posted a 3-11 mark in 1977. Before assuming the head post at New York, Michaels was a defensive line coach at Oakland and served as defensive coordinator with the Eagles and the Jets.

1978 SCHEDULE

PRE-SEASON:

Aug. 7 Atlanta Falcons
 12 At New York Giants
 19 At San Diego Chargers
 25 At Philadelphia Eagles

REGULAR SEASON:

Sept. 3 Miami Dolphins
 10 At Buffalo Bills
 17 Seattle Seahawks
 24 At Washington Redskins
 Oct. 1 Pittsburgh Steelers
 8 Buffalo Bills
 15 At Baltimore Colts
 22 St. Louis Cardinals
 29 At New England Patriots
 Nov. 5 At Denver Broncos
 12 At Philadelphia Eagles
 19 New England Patriots
 26 At Miami Dolphins
 Dec. 3 Baltimore Colts
 10 At Cleveland Browns
 17 Dallas Cowboys

1977 RESULTS

WON 3 — LOST 11

9/18	Houston Oilers	20-0	L
9/25	Baltimore Colts	20-12	L
10/2	New England Patriots	30-27	W
10/9	Buffalo Bills	24-19	W
10/16	Miami Dolphins	21-17	L
10/23	Oakland Raiders	28-27	L
10/30	New England Patriots	24-13	L
11/6	Miami Dolphins	14-10	L
11/13	Seattle Seahawks	17-0	L
11/20	Baltimore Colts	33-12	L
11/27	Pittsburgh Steelers	23-20	L
12/4	New Orleans Saints	16-13	W
12/11	Buffalo Bills	14-10	L
12/18	Philadelphia Eagles	27-0	L

PUBLIC RELATIONS DIRECTOR: Frank Ramos
 Office Number: (212) 421-6600

DENVER BRONCOS



DATE: October 22 TIME: 4 P.M.
 LOCATION: Memorial Stadium (60,763) Baltimore

COACH: RED MILLER—In 1977 under Miller, Denver recorded its best record ever (12-2) and reached the playoffs for the first time in the club's 18-year history. The first-year coach guided the Broncos through the AFC Playoffs to an appearance in Super Bowl XII.

1978 SCHEDULE

PRE-SEASON:

Aug. 5 At Houston Oilers
 12 Dallas Cowboys
 19 At Buffalo Bills
 25 San Francisco 49'ers

REGULAR SEASON:

Sept. 3 Oakland Raiders
 11 At Minnesota Vikings
 17 San Diego Chargers
 24 At Kansas City Chiefs
 Oct. 1 Seattle Seahawks
 8 At San Diego Chargers
 16 Chicago Bears
 22 At Baltimore Colts
 29 At Seattle Seahawks
 Nov. 5 New York Jets
 12 At Cleveland Browns
 19 Green Bay Packers
 23 At Detroit Lions
 Dec. 3 At Oakland Raiders
 10 Kansas City Chiefs
 16 Pittsburgh Steelers

1977 RESULTS

WON 12 — LOST 2

9/18	St. Louis Cardinals	7-0	W
9/25	Buffalo Bills	23-6	W
10/2	Seattle Seahawks	24-13	W
10/9	Kansas City Chiefs	23-7	W
10/16	Oakland Raiders	30-7	W
10/23	Cincinnati Bengals	24-13	W
10/30	Oakland Raiders	24-14	L
11/6	Pittsburgh Steelers	21-7	W
11/13	San Diego Chargers	17-14	W
11/20	Kansas City Chiefs	14-7	W
11/27	Baltimore Colts	27-13	W
12/4	Houston Oilers	24-14	W
12/11	San Diego Chargers	17-9	W
12/18	Dallas Cowboys	14-6	L

POST-SEASON:

12/24	Pittsburgh Steelers	34-21	W
1/1	Oakland Raiders	20-17	W
1/15	Dallas Cowboys	27-10	L

PUBLIC RELATIONS DIRECTOR: Bob Peck
 Office Number: (303) 623-8778



SEATTLE SEAHAWKS

DATE: November 12 TIME: 1 P.M.
LOCATION: Kingdome (64,752) Seattle

COACH: JACK PATERA—In two years with the expansion Seahawks, Patera has compiled a record of 7-21. Last season, he guided the club to a 5-9 mark—best ever by a second-year expansion team. Before coming to Seattle, Patera was a defensive assistant with Los Angeles, the New York Giants and Minnesota.

1978 SCHEDULE

1977 RESULTS

PRE-SEASON:

Aug. 3 San Diego Chargers
12 At San Francisco 49'ers
17 Los Angeles Rams
24 Chicago Bears

REGULAR SEASON:

Sept. 3 San Diego Chargers
10 At Pittsburgh Steelers
17 At New York Jets
24 Detroit Lions
Oct. 1 At Denver Broncos
8 Minnesota Vikings
15 At Green Bay Packers
22 Oakland Raiders
29 Denver Broncos
Nov. 5 At Chicago Bears
12 Baltimore Colts
19 At Kansas City Chiefs
26 At Oakland Raiders
Dec. 3 Cleveland Browns
10 At San Diego Chargers
17 Kansas City Chiefs

WON 5 — LOST 9

9/18 Baltimore Colts 29-14 L
9/25 Cincinnati Bengals 42-20 L
10/2 Denver Broncos 24-13 L
10/9 New England Patriots 31-0 L
10/16 Tampa Bay Buccaneers 30-23 W
10/23 Miami Dolphins 31-13 L
10/30 Buffalo Bills 56-17 W
11/6 Oakland Raiders 44-7 L
11/13 New York Jets 17-0 W
11/20 Houston Oilers 22-10 L
11/27 San Diego Chargers 30-28 L
12/4 Pittsburgh Steelers 30-20 L
12/11 Kansas City Chiefs 34-31 W
12/18 Cleveland Browns 20-19 W

PUBLIC RELATIONS DIRECTOR: Don Andersen
Office Number: (206) 827-9777



CLEVELAND BROWNS

DATE: November 19 TIME: 2 P.M.
LOCATION: Memorial Stadium (60,763) Baltimore

COACH: SAM RUTIGLIANO—1978 will be Rutigliano's first year as a head coach in the National Football League. Before joining the Browns, he served as an assistant coach with Denver, New England, the New York Jets and New Orleans over the last 10 years.

1978 SCHEDULE

1977 RESULTS

PRE-SEASON:

Aug. 7 New York Giants
12 At Buffalo Bills
21 Detroit Lions
27 At New England Patriots

REGULAR SEASON:

Sept. 3 San Francisco 49'ers
10 Cincinnati Bengals
17 At Atlanta Falcons
24 At Pittsburgh Steelers
Oct. 1 Houston Oilers
8 At New Orleans Saints
15 Pittsburgh Steelers
22 At Kansas City Chiefs
29 Buffalo Bills
Nov. 5 At Houston Oilers
12 Denver Broncos
19 At Baltimore Colts
26 Los Angeles Rams
Dec. 3 At Seattle Seahawks
10 New York Jets
17 At Cincinnati Bengals

WON 6 — LOST 8

9/18 Cincinnati Bengals 13-3 W
9/26 New England Patriots 30-27 W
10/2 Pittsburgh Steelers 28-14 L
10/9 Oakland Raiders 26-10 L
10/16 Houston Oilers 24-23 W
10/23 Buffalo Bills 27-16 W
10/30 Kansas City Chiefs 44-7 W
11/6 Cincinnati Bengals 10-7 L
11/13 Pittsburgh Steelers 35-31 L
11/20 New York Giants 21-7 W
11/27 Los Angeles Rams 9-0 L
12/4 San Diego Chargers 37-14 L
12/11 Houston Oilers 19-15 L
12/18 Seattle Seahawks 20-19 L

PUBLIC RELATIONS DIRECTOR: Nate Wallack
Office Number: (216) 696-5555

77 REVIEW

BALTIMORE 29, SEATTLE 14 (1-0)

September 18

Kingdome

61,843

Behind the rushing of Lydell Mitchell and the passing of Bert Jones, the Colts amassed 426 yards in total offense and easily defeated the Seahawks. Mitchell opened the '77 season rushing 32 times for 114 yards, while Jones completed 17 of 26 passes for 220 yards and one touchdown. Don McCauley topped the Colts receiving corp with 6 receptions for 42 yards. Defensively, the Colts picked off 4 Jim Zorn passes with Lyle Blackwood collecting two. Joe Ehrmann twice sacked Zorn and Ed Simonini led the team in tackles with 13. The Seahawks were able to gain only 255 yards on offense gaining 104 on the ground and 151 in the air.

Baltimore . . .	7	7	5	10	29
Seattle	0	7	0	7	14

- Balt—McCauley 6 run (Linhart) (1Q 9:00)
- Sea—Testerman 1 yd pass from Zorn (Leypoldt) (2Q 6:14)
- Balt—Leaks 10 run (Linhart) (2 11:39)
- Balt—Safety Punt Blkd (3 1:23)
- Balt—Linhart 38 yd FG (3 7:23)
- Balt—Linhart 42 yd FG (4 0:07)
- Sea—Beamon Blkd punt return 17 yd (Leypoldt) (4 5:28)
- Balt—Carr 21 yd pass from Jones (Linhart) (4 9:10)

TEAM STATISTICS

	Balt	Sea
First Downs	23	16
Rushes-Yards	50-206	25-104
Passing Yards	220	151
Total Yards	426	255
Passing	26-17-0	35-14-4
Punting	5-28.6	5-27.4
Fumbles-Lost	2-1	0-0
Penalties-Yards	4-40	3.15
Time of Possession	35:4	24:46

BALTIMORE 20, NEW YORK JETS 12 (2-0)

September 25

Giants Stadium

54,871

Scoring one touchdown in each of the first three periods, the Colts continued their domination of the N.Y. Jets. A Ted Marchibroda-coached team had never lost to the Jets and the string was extended to five games with the Colts 20-12 win. Don McCauley scored twice for Baltimore on runs of 1 and 2 yards. Mitchell was again the Colts leading rusher with 68 yards on 26 attempts. In addition to his two scores, McCauley added 5 pass receptions to his season total getting 40 of the 78 yards the Colts advanced through the air. Mike Barnes, Tom MacLeod, Ed Simonini and Stan White were standouts on defense.

Baltimore . . .	7	7	6	0	20
N.Y. Jets	0	3	0	9	12

- Balt—Leaks 6 yd run (Linhart) (1 9:00)
- Balt—McCauley 2 yd run (Linhart) (2 5:02)
- NY—Leahy 25 yd FG (2 13:37)
- Balt—McCauley 1 yd run (Kick Blkd) (3 5:07)
- NY—Safety Lee runs thru end zone (4 9:59)
- NY—White 1 yd run (Leahy) (4 12:33)

TEAM STATISTICS

	Balt	NY
First Downs	15	14
Rushes-Yards	50-154	34-80
Passing Yards	78	140
Total Yards	216	212
Passing	15-9-1	22-13-2
Punting	5-39.0	7-39.1
Fumbles-Lost	1-0	2-0
Penalties	12-73	4-29
Time of Possession	33:10	26:50

BALTIMORE 17, BUFFALO 14 (3-0)**October 2****Memorial Stadium****49,247**

The Colts opened their '77 home campaign with a 17-14 win over the Buffalo Bills. After trading TDs in the second quarter, Toni Linhart booted what proved to be the winning field goal with four seconds remaining in the first half. The successful attempt was from 45 yards out. Mitchell continued his rushing leadership gaining 90 yards on 23 carries. Ron Lee in his first professional start, gained 64 yards for the Colts on 13 tries and scored once on a 9 yard run early in the second quarter. Bert Jones completed 20 of 30 pass attempts for 175 yards and one TD to McCauley. Mitchell was Jones' favorite receiver for the day catching 7 passes. The Colts continued their strong pass defense picking off 2 Joe Ferguson passes. This gave the Colts 8 interceptions in the first three games.

Buffalo	0	7	0	7	14
Baltimore . . .	0	10	7	0	17

- Balt—Lee 9 yd run (Linhart) (2 2:55)
 Buff—Chandler 15 yd pass from Ferguson (O'Donoghue) (2 12:56)
 Balt—Linhart 45 yd FG (2 14:56)
 Balt—McCauley 15 yd pass from Jones (Linhart) (3 13:50)
 Buff—Brown 12 yd pass from Ferguson (O'Donoghue) (4 3:04)

TEAM STATISTICS

	Buff	Balt
First Downs	18	22
Rushes-Yards	24-74	41-155
Passing Yards	234	175
Total Yards	302	309
Passing	39-19-2	30-20-0
Punting	6-45.7	9-34.1
Fumbles-Lost	4-3	4-1
Penalties	5-40	7-55
Time of Possession	26:19	33:41

BALTIMORE 45, MIAMI 28 (4-0)**October 9****Memorial Stadium****57,829**

Outscoring the Dolphins 21-0 in the second half, the Colts registered their fourth win of the season with a come-from-behind 45-28 victory. Trailing by a score of 28-10 with slightly more than ten minutes left in the second quarter, the Colts offense led by Bert Jones and Lydell Mitchell exploded for 35 points. Mitchell, who opened the game with a 64 yard TD run on the first play from scrimmage, led the Colts in rushing with 142 yards, his best rushing total of the season. Hitting for four touchdowns through the air, Jones completed 18 of 30 attempts for 205 yards. Mitchell grabbed 5 Jones passes for 17 yards. Glenn Doughty caught 4 passes for 24 yards and scored twice. Raymond Chester and Don McCauley each caught a scoring strike among their game total 3 receptions. The Colts defense sacked Dolphin QB Bob Griese five times for a minus 51 yards and intercepted 2 passes. Mike Barneš and Fred Cook led the defense line with 7 and 6 tackles respectively and combined for 3 of the 5 QB sacks.

Miami	14	14	0	0	28
Baltimore . . .	10	14	14	7	45

- Balt—Mitchell 64 yd run (Linhart) (1 0:26)
 Mia—Solomon 90 yd K-off Ret (Yepremian) (1 0:41)
 Mia—Malone 52 yd run (Yepremian) (1 2:19)
 Balt—Linhart 41 yd FG (1 5:03)
 Mia—Harris 1 yd run (Yepremian) (2 3:30)
 Mia—Malone 66 yd run (Yepremian) (2 5:37)
 Balt—Doughty 3 yd pass from Jones (Linhart) (2 9:13)
 Balt—Chester 19 yd pass from Jones (Linhart) (2 11:41)

- Balt—McCauley 34 yd pass from Jones (Linhart) (6:46)
 Balt—Doughty 5 yd pass from Jones (Linhart) (3 13:03)

TEAM STATISTICS

	Miami	Balt
First Downs	16	19
Rushes-Yards	29-182	35-207
Passing Yards	264	205
Total Yards	395	397
Passing	34-18-2	30-18-0
Punting	4-35.5	6-37.5
Fumbles-Lost	4-2	1-1
Penalties	5-46	2-15
Time of Possession	30:14	29:46

BALTIMORE 17, KANSAS CITY 6 (5-0)**October 16****Arrowhead Stadium****63,076**

Two first quarter scores by Ron Lee and Don McCauley were all that was needed for the Colts to gain their fifth win of the season. Lydell Mitchell again led the Colts in rushing gaining 97 yards on 28 carries. Ron Lee continued his play at fullback and gained 62 yards on 14 tries. Don McCauley continued his scoring spree as he added another TD to his season total giving him seven TD's in five games. Bert Jones completed 11 of 20 passes for 90 yards. The defense continued its interception streak with 2 by Lyle Blackwood. This gave the free agent 4 and gave the Colts 12 for the season.

Baltimore . . .	14	0	3	0	17
Kansas City . .	0	6	0	0	6

Balt—Lee 1 yd run (Linhart) (1 11:12)
Balt—McCauley 2 yd run (Linhart) (1 14:24)
KC—Brockington 1 yd run (PAT Failed) (2 9:51)
Balt—Linhart 44 yd FG (3 13:31)

TEAM STATISTICS

	Balt	KC
First Downs	16	13
Rushes-Yards	161	102
Passing Yards	90	146
Total Yards	241	219
Passing	20-11-0	23-11-2
Punting	6-39.5	6-31.5
Fumbles-Lost	2-1	3-2
Penalties	7-60	3-35
Time of Possession	33:48	26:12

BALTIMORE 3, NEW ENGLAND 17 (5-1)**October 23****Schaefer Stadium****60,985**

The Colts suffered their first loss of the season as the offense failed to gain over 100 yards on either the ground or through the air. The loss ended the Colts five game winning streak, the best start since 1968. On the ground, the Colts managed only 75 yards with Lydell Mitchell gaining 29, Bert Jones 26 and Ron Lee 20. In the air, the Patriots defense held Jones to 64 yards completing only 6 of 18 attempts. The Colts only points came on a 40-yard field goal by Toni Linhart with less than five minutes remaining in the third quarter.

Baltimore . . .	0	0	3	0	3
New England	7	0	10	0	17

NE—Calhoun 2 yd run (Smith) (1 11:41)
NE—Francis 31 yd pass from Grogan (Smith) (3 5:43)
Bal—Linhart 40 yd FG (3 10:22)
NE—Smith 18 yd FG (3 14:20)

TEAM STATISTICS

	Balt	NE
First Downs	8	20
Rushes-Yards	23-75	52-169
Passing Yards	64	214
Total Yards	86	370
Passing	18-5-0	16-11-0
Punting	8-41.2	4-34.0
Fumbles-Lost	1-0	2-2
Penalties	4-39	7-65
Time of Possession	21:43	38:17

BALTIMORE 31, PITTSBURGH 21 (6-1)**October 30****Memorial Stadium****60,225**

The Colts returned to Memorial Stadium following their loss to New England and met the Pittsburgh Steelers. The Colts had lost twice to the Steelers in AFC play-off competition and the 31-21 victory proved to be sweet revenge for the two previous defeats. Lydell Mitchell was the games leading ground gainer rushing for 99 yards on 26 attempts. Bert Jones completed 10 of 20 passes for 170 yards and two TDs one to Lydell Mitchell and the other to Roosevelt Leaks. Steeler quarterback Terry Bradshaw was intercepted five times by the Colts defense. The Colts took control of the game early scoring 24 points in slightly over two quarters of play while the Steeler's offense was shut out.

Pittsburgh . . .	0	0	7	14	21
Baltimore . . .	3	14	7	7	31

Balt—Linhart 24 yd FG (1 5:25)
 Balt—Leaks 26 yd pass from Jones (Linhart) (2 0:24)
 Balt—Mitchell 13 yd pass from Jones (Linhart) (2 4:43)
 Balt—Lee 25 yd run (Linhart) (3 1:05)
 Pitt—Swann 32 yd pass from Bradshaw (Gerela) (3 4:02)
 Balt—Jones 6 yd run (Gerela) (4 5:19)
 Pitt—Harris 11 yd run (Gerela) (4 13:17)
 Pitt—Harris 3 yd run (Gerela) (4 13:49)

TEAM STATISTICS

	Pitt	Balt
First Downs	18	22
Rushes-Yards	33-164	48-160
Passing Yards	219	158
Total Yards	383	318
Passing	26-11-5	20-10-0
Punting	3-41.7	5-43.6
Fumbles-Lost	1-1	0-0
Penalties	17-122	3-20
Time of Possession	25:45	34:15

BALTIMORE 10, WASHINGTON 3 (7-1)**November 7****Memorial Stadium****57,740**

A fourth quarter touchdown pass from Bert Jones to Freddie Scott broke a 3-3 game and gave the Colts their seventh win of the season. A 26-yard field goal by Toni Linhart in the first quarter was matched by Washington's Mark Moseley's 40 yard attempt in the second half tying the game at 3-3. Neither team was able to score in the third period. With more than 12 minutes remaining in the game, Jones hit Scott for a 12 yard TD capping a 10-play 61-yard drive. Lydell Mitchell was the games' leading rusher with 111 yards on 29 tries. Jones completed 13 of 27 pass attempts for 180 yards. The Colts defense intercepted Redskins quarterback Joe Theismann twice and sacked him five times for a minus 55 yards.

Washington . . .	0	3	0	0	3
Baltimore . . .	3	0	0	7	10

Balt—Linhart 26 yd FG (1 10:56)
 Wash—Moseley 40 yd FG (2 13:32)
 Balt—Scott 12 yd pass from Jones (Linhart) (4 2:13)

TEAM STATISTICS

	Wash	Balt
First Downs	13	31
Rushes-Yards	22-93	52-190
Passing Yards	168	180
Total Yards	206	353
Passing	27-11-2	27-13-2
Punting	8-37.6	6-39.2
Fumbles-Lost	1-0	0-0
Penalties	3-20	7-54
Time of Possession	23:42	36:18

BALTIMORE 31, BUFFALO 13 (8-1)**November 13****Orchard Park****39,444**

The Colts traveled to Buffalo for their eighth win of the season as they downed the Bills 31-13. This was the first game that the Colts famed "Sack Pack" was able to play together. With the return of John Dutton and Joe Ehrmann to the front four, the Colts sacked Bills quarterback Joe Ferguson 10 times for 68 yards. Fred Cook, John Dutton and linebacker Tom MacLeod each were credited with 3 sacks. Lydell Mitchell was again the Colts leading ground gainer with 82 yards on 21 carries and two TDs. Jones connected on 12 of 23 passing attempts for 180 yards with Don McCauley catching six of Jones's passes. The Colts opened the game with 10 points in the first quarter and 14 more in the second to give them a comfortable 24-10 lead at half.

Baltimore ...	10	14	7	0	31
Buffalo.....	7	3	3	0	13

Buff—Kimbrough 73 yd punt ret (Long) (1 4:27)
 Balt—Linhart 22 yd FG (1 10:35)
 Balt—Mitchell 5 yd run (Linhart) (1 12:51)
 Balt—Mitchell 13 yd run (Linhart) (2 3:56)
 Balt—Leaks 2 yd run (Linhart) (2 6:00)
 Buff—Long 26 yd FG (2 14:57)
 Buff—Long 45 yd FG (3 2:00)
 Balt—Jones 7 yd run (Linhart) (3 9:25)

TEAM STATISTICS

	Balt	Buff
First Downs	18	12
Rushes-Yards	48-145	19-86
Passing Yards	180	188
Total Yards	316	206
Passing	23-12-2	33-14-3
Punting	5-35.2	4-43.3
Fumbles-Lost	2-2	3-2
Penalties	5-35	8-69
Time of Possession	33:49	26:11

BALTIMORE 33, NEW YORK JETS 12 (9-1)**November 20****Memorial Stadium****50,957**

Lydell Mitchell became the Colts leading ground gainer as he led Baltimore to a 33-12 win over the Jets. Mitchell gained 52 yards on 14 carries and broke Lenny Moore's career rushing record of 5174 yards. Mitchell also topped the 1,000 yard mark for the third time in his career. Mitchell ended the season with 5487 yards. Bert Jones had his best game of the season to date completing 23 of 36 passes for 322 yards and three TDs. Mitchell and Raymond Chester were Jones' favorite targets with Mitchell catching 9 passes for 90 yards and one score and Chester five for 102 yards and another score. Lyle Blackwood highlighted the defensive teams effort with three interceptions.

New York Jets	3	0	3	6	12
Baltimore ...	6	13	7	7	33

NYJ—Leahy 24 yd FG (1 1:52)
 Balt—Chester 53 yd pass from Jones (Linhart)
 Balt—Linhart 30 yd FG (2 3:36)
 Balt—Linhart 31 yd FG (2 7:55)
 Balt—Doughty 33 yd pass from Jones (Linhart) (2 9:48)
 NYJ—Leahy 22 yd FG (3 10:49)
 Balt—Mitchell 28 yd pass from Jones (Linhart) (3 14:29)
 NYJ—Barkum 18 yd pass from Robinson (PAT failed) (4 8:11)
 Balt—Pratt 21 yd fumble recovery (Linhart) (4 13:52)

TEAM STATISTICS

	Jets	Balt
First Downs	13	21
Rushes-Yards	29-111	38-140
Passing Yards	198	322
Total Yards	296	455
Passing	33-10-3	38-23-2
Punting	8-39.4	5-34.8
Fumbles-Lost	4-3	5-4
Penalties	2-12	4-40
Time of Possession	28:24	31:35

BALTIMORE 13, DENVER 27 (9-2)**November 27****Mile High Stadium****74,939**

This matched the two teams with the best records in football the Denver Broncos winning 27-13 in a game that was much closer than the score indicated. The key play for the Broncos was a 73 yard pass interception by linebacker Tom Jackson midway through the fourth quarter. With the score 14-13 in favor of Denver, the Colts had driven to the Bronco 29 yardline when Jackson intercepted a Jones' pass and returned it for the score. The Colts gained more yards in total offense 326 to the Broncos 321 and had 23 first downs to Denvers 11. Time of possession was also on the Colts side with the Baltimore squad controlling the ball for 36:02 compared to 23:58 for Denver. Don McCauley was the Colts main offensive weapon as he led the team in rushing with 46 yards on 13 carries and caught 11 passes for 112 yards. The Colts only TD came on a pass from Jones to Lydell Mitchell covering 15 yards. Mitchell caught 9 passes for 74 yards but could manage only 14 yards on the ground. The Colts defense sacked Denver quarterback Craig Morton four times with Mike Barnes being credited with 3 sacks.

Baltimore ...	0	3	10	0	13
Denver	7	7	0	13	27

TEAM STATISTICS

Den—Upchurch 41 yd pass from Morton (Turner) (1 11:41)
Den—Doblin 19 yd pass from Morton (Turner) (2 8:49)
Balt—Linhart 40 yd FG (2 13:50)
Balt—Linhart 43 yd FG (3 4:22)
Balt—Mitchell 15 yd pass from Jones (Linhart) (3 11:43)
Den—Jackson 73 pass interception return (Turner) (4 7:40)
Den—Morton 6 yd run (PAT Blkd) (4 13:46)

	Balt	Denver
First Downs	23	11
Rushes-Yards	33-90	33-174
Passing Yards	236	147
Total Yards	326	321
Passing	46-27-3	14-8-1
Punting	8-38.3	7-37.6
Fumbles-Lost	1-0	1-1
Penalties	6-40	4-50
Time of Possession	36:02	23:58

BALTIMORE 6, MIAMI 17 (9-3)**December 5****Orange Bowl****68,977**

The Colts suffered their third loss of the season and their second in a row as they lost to the Dolphins 17-6 on ABC Monday telecast. The only scoring offense that the Colts could generate came from Toni Linhart as he booted two field goals of 32 and 27 yards late in the first quarter. With the score 10-6 in favor of Miami, the Colts mounted a drive of 62 yards that ended when fullback Roosevelt Leaks fumbled in the end zone and Miami recovered. Bert Jones completed 18 of 34 passes for 189 yards and Lydell Mitchell gained 84 yards on 20 carries. The loss to Miami moved the Colts, Dolphins and Patriots into a three way tie for the AFC Eastern title.

Baltimore ...	6	0	0	0	6
Miami	3	7	0	7	17

TEAM STATISTICS

Mia—Yepremian 27 yd FG (1 7:35)
Balt—Linhart 32 yd FG (1 12:59)
Balt—Linhart 27 yd FG (1 14:55)
Mia—Tillman 15 yd pass from Griese (Yepremian) (2 2:22)
Mia—Harris 77 yd run (Yepremian) (4 7:18)

	Balt	Miami
First Downs	17	17
Rushes-Yards	33-122	31-207
Passing Yards	189	170
Total Yards	311	352
Passing	34-18-0	22-13-1
Punting	7-42.0	4-31.5
Fumbles-Lost	2-2	1-1
Penalties	5-35	3-15
Time of Possession	31:17	28:43

BALTIMORE 10, DETROIT 13 (9-4)**December 11****Memorial Stadium****45,124**

The Colts suffered their third straight loss when a David Lee punt was blocked into the end zone for a Lions TD with only nine seconds remaining on the clock. The Lions opened the scoring in the second quarter on a 25 yard field goal by Steve Mike-Mayer. The Colts tied the game with a 31 yard field goal by Toni Linhart late in the third quarter. A second field goal by Mike-Mayer two minutes into the fourth quarter gave the Lions a 6-3 lead. With less than five minutes remaining in the game, the Colts scored their only TD, their first in eight quarters when Bert Jones hit Lydell Mitchell over the middle for a 34 yard touchdown. Jones completed 21 passes against the Lions for 221 yards with Mitchell catching 9 for 88 yards. Mitchell was also the leading ground gainer with 94 yards on 22 carries. The games final score came after the Lions defense had held the Colts for three downs deep in Colts territory. With 14 seconds showing on the clock Leonard Thompson rushed past his Colts blocker and batted Lee's punt into the air catching it on the two and running in for the score.

Detroit	0	3	0	10	13
Baltimore . . .	0	0	3	7	10

Det—Mike-Mayer	25 yd FG (2 14:40)
Balt—Linhart	31 yd FG (3 10:07)
Det—Mike-Mayer	37 yd FG (4 2:08)
Balt—Mitchell	34 yd pass from Jones (Linhart)
Det—Thompson	2 yd blkd punt return (Mike-Mayer) (4 14:51)

TEAM STATISTICS

	Det	Balt
First Downs	12	20
Rushes-Yards	28-80	35-148
Passing Yards	129	201
Total Yards	205	349
Passing	33-17-1	38-21-2
Punting	9-341	6-342
Fumbles-Lost	1-0	3-2
Penalties	5-40	8-79
Time of Possession	26:24	33:36

BALTIMORE 30, NEW ENGLAND 24 (10-4)**December 18****Memorial Stadium****42,250**

THE GAME. The success of the Colts entire '77 season rested on the outcome of this game. After the tenth week of the season the Colts had a 9-1 and were looking like a certain play-off contender but the next three weeks saw three straight defeats and now the Colts had to win to make the play-offs. In what Coach Ted Marchibroda called "a regular season Super Bowl" the Colts in a "must win" situation. A win over the Patriots who won the first game between these two teams 17-3, would give the Colts their third consecutive AFC Eastern Division title and would make them home team for the opening round of the AFC play-offs. A loss would give the title to Miami and the Colts would finish third in the division. New England opened the scoring in the second quarter on a 5 yard completion from Steve Grogan to Russ Francis. A Colts field goal of 28 yards was followed by another Patriot TD this time on a one yard run by Grogan. The first half ended with the score 14-3 New England. With the Colts kicking off to begin the second half, Raymond Clayborne broke loose for a 101 yard return to give the Patriots a 21-3 lead, with only 22 seconds elapsed in the third quarter. Bert Jones got hot in the second half and the Colts offense finally began to move the ball. Completing 10 of 14 passes for 210 yards, Jones brought the Colts back into the game. Capping a 60-yard, five-play drive, Jones hit Glenn Doughty on a 14 yard score. He followed that scoring strike with a 78 yard bomb to Raymond Chester. With slightly more than three minutes gone in the final quarter, Jones connected with Freddie Scott on a 12 pass to bring the score to 24-23 New England. After holding the Pats for no yards on three downs,

punter Mike Patrick boomed a punt that was downed on the Colts one yard line. Converting three vital down situations, Jones and Co. marched 99 yards on 13 plays for the game-winning score. Big plays in the drive included a 57 yard pass completion to Doughty, an 11-yard completion to Mitchell on a third and eleven play and finally a 3-yard dive by Don McCauley off right tackle for the score. With the Colts leading 30-24, Norm Thompson and Roosevelt Leaks assured the Colts victory with a pass interception and a 39 yard gallop up the middle with less than two minutes to play. Individual performances by Jones (30-19-0 340 yds) Chester (4-122), Doughty (5-110) and Mitchell (23-83, 5-51) highlighted the Colts come from behind win.

New England	0	14	10	0	24
Baltimore . . .	0	3	13	14	30

NE—Francis 5 yd pass from Grogan (Smith) (2 0:47)
 Balt—Linhart 28 yd FG (2 9:31)
 NE—Grogan 1 yd run (Smith) (2 14:32)
 NE—Clayborn 101 kick-off ret (Smith) (3 0:22)
 Balt—Doughty 14 yd pass from Jones (Linhart) (3 2:32)
 NE—Smith 30 yd FG (3 10:41)
 Balt—Chester 78 yd pass from Jones (PAT failed) (3 11:26)
 Balt—Scott 12 yd pass from Jones (Linhart) (4 3:33)
 Balt—McCauley 3 yd run (Linhart) (4 12:16)

TEAM STATISTICS

	NE	Balt
First Downs	17	24
Rushes-Yards	35-166	36-172
Passing Yards	129	340
Total Yards	270	483
Passing	25-11-2	30-19-0
Punting	5-34.4	3-32.7
Fumbles-Lost	0-0	0-0
Penalties	9-60	3-35
Time of Possession	29:03	30:57

BALTIMORE 31, OAKLAND 37 AFC PLAY-OFFS

December 24

Memorial Stadium

60,763

In one of the longest football games ever played, the Baltimore Colts and the Oakland Raiders needed six quarters to decide the winner of their AFC Play-off game. An Errol Mann field goal of 22 yards with only 26 seconds in regulation time left on the clock put the game in overtime with a 31-31 tie. After a scoreless fifth quarter, Oakland ended the game when Ken Stabler hit tight end Dave Casper for a ten yard score. The lead in the game changed hands nine times. Lydell Mitchell was the Colts leading ground gainer with 67 yards on 23 carries. Fullback Ron Lee gained 46 yards on 11 carries including 2 touchdowns. Bert Jones completed 12 of 26 passing attempts for 164 yards Bruce Laird intercepted two passes and took one 61 yards for the Colts first score early in the second quarter. The Colts second score came on the first kick-off return since 1973 to be returned for a touchdown. Marshall Johnson playing in his only game of the '77 season raced 87 yards for the Colts first score in the third quarter.

Oakland . . .	0	14	10	0	6	37
Baltimore	0	10	7	14	0	31

Oak—Davis 30 yd run (Mann) (1 14:30)
 Balt—Laird 61 yd pass intcpt (Linhart) (2 1:41)
 Balt—Linhart 36 yd FG (2 13:02)
 Oak—Casper 8 yd pass from Stabler (Mann) (3 3:45)
 Balt—Johnson 87 yd kick-off ret. (Linhart)
 Oak—Casper 10 yd pass from Stabler (Mann) (3 7:33)
 Balt—Lee 1 yd run (Linhart) (4 4:32)
 Oak—Banaszak 1 yd run (Mann) (4 5:48)

Balt—Lee 13 yd run (Linhart) (4 7:06)
 Oak—Mann 22 yd FG (4 14:34)
 Oak—Casper 10 yd pass from Stabler (No PAT) (15:43 Overtime)

TEAM STATISTICS

	Oak	Balt
First Downs	28	22
Rushes-Yards	47-167	50-187
Passing Yards	345	164
Total Yards	491	301
Passing	40-21-2	26-12-0
Punting	8-46.8	13-33.7
Fumbles-Lost	4-2	1-0
Penalties-Yards	7-65	8-82
Time of Possession	37:19	38:24

1977 IN REVIEW

1977 RESULTS

PRESEASON (3-3)

Date	Opponent	Site	Colts-Opp.	Att.
Aug. 8	Denver	Denver, Colo.	8-14	40,059
Aug. 14	Houston	Houston, Tex.	14-7	37,189
Aug. 19	Minnesota	Baltimore, Md.	29-7	45,529
Aug. 27	Dallas	Dallas, Tex.	21-23	54,835
Sept. 2	Detroit	Baltimore, Md.	21-10	40,695
Sept. 10	Tampa Bay	Tampa Bay, Fla.	0-14	47,032

REGULAR SEASON (10-4)

AFC EASTERN DIVISION CHAMPIONS

Sept. 18	Seattle	Seattle, Wash.	29-14	58,991
Sept. 25	New York Jets	M'dowland, N.J.	20-12	43,439
Oct. 2	Buffalo	Baltimore, Md.	17-14	49,247
Oct. 9	Miami	Baltimore, Md.	45-28	57,829
Oct. 16	Kansas City	Kansas City, Mo.	17-6	63,076
Oct. 23	New England	Foxboro, Mass.	3-17	60,958
Oct. 30	Pittsburgh	Baltimore, Md.	31-21	60,255
Nov. 7	Washington	Baltimore, Md.	10-3	57,740
Nov. 13	Buffalo	Buffalo, N.Y.	31-13	39,444
Nov. 20	New York Jets	Baltimore, Md.	33-12	50,957
Nov. 27	Denver	Denver, Colo.	13-27	74,939
Dec. 5	Miami	Miami, Fla.	6-17	68,977
Dec. 11	Detroit	Baltimore, Md.	10-13	45,124
Dec. 18	New England	Baltimore, Md.	30-24	42,250

AFC DIVISIONAL PLAYOFF

Dec. 24	Oakland	Baltimore, Md.	31-37 (2 OT)	60,763
---------	---------	----------------	-----------------	--------

1977 TEAM STATISTICS

	Colts	Opponent
TOTAL FIRST DOWNS	269	210
Rushing	111	78
Passing	136	116
Penalty	22	16
Third-down efficiency	104-221-47.1	72-190-37.9
TOTAL NET YARDS	4588	3988
Average per game	327.7	284.9
Total plays	987	852
Average per play	4.6	4.7
NET YARDS RUSHING	2123	1798
Average per game	151.6	128.4
Total rushes	566	423
Average per rush	3.8	4.3
NET YARDS PASSING	2465	2190
Average per game	176.1	156.4
Tackled/Yards lost	26/221	47/359
Gross Yards	2686	2549
Attempts/Completions	395/224	382/181
Percentage of Completions	56.7	47.4
Had intercepted	12	30
PUNTS/AVERAGE	84/37.4	81/36.2
NET PUNTING AVERAGE	29.5	31.5
PUNT RETURNS/AVERAGE	42/7.7	44/10.9

KICKOFF RETURNS/AVERAGE	48/19.0	60/25.2
INTERCEPTIONS/AVERAGE RETURN	30/14.5	12/24.8
PENALTIES/YARDS	77/620	78/618
FUMBLES/BALL LOST	24/14	27/17

	Colts	Opponent
TOUCHDOWNS	35	27
Rushing	17	11
Passing	17	10
Returns	1	6
EXTRA POINTS/ATTEMPTS	32/35	24/27
FIELD GOALS/ATTEMPTS	17/26	11/20
TOTAL POINTS	295	221

SCORE BY PERIODS	1	2	3	4	OT	Total
COLTS	66	85	85	59	0	295
Opponents	41	74	33	73	0	221

INDIVIDUAL STATISTICS

RUSHING	Att.	Yds.	Avg.	LG	TD
Mitchell	301	1159	3.9	64t	3
R. Lee	84	346	4.1	30	3
Leaks	59	237	4.0	39	3
McCauley	83	234	2.8	16	6
Jones	28	146	5.2	22	2
Doughty	2	11	5.5	16	0
D. Lee	2	-2	-1.0	0	0
Troup	7	-8	-1.1	7	0
COLTS TOTALS	566	2123	3.8	64t	17
Opponents	423	1798	4.3	77t	11

RECEIVING	No.	Yds.	Avg.	LG	TD
Mitchell	71	620	8.7	38	4
McCauley	51	495	9.7	34t	2
Chester	31	556	17.9	78t	3
Doughty	28	435	15.5	57	4
Scott	18	267	14.8	33	2
Carr	11	199	18.1	45	1
R. Lee	10	60	6.0	15	0
Leaks	3	39	13.0	26t	1
R. Thompson	1	15	15.0	15	0
COLTS TOTALS	224	2686	12.0	78t	17
Opponents	181	2549	14.1	68	10

PASSING	Att.	Comp.	Yds.	Pct.	Int.	TD
Jones	393	224	2686	57.0	11	17
Troup	2	0	0	00.0	1	0
COLTS TOTALS	395	224	2686	56.7	12	17
Opponents	382	181	2549	47.4	30	10

PASSING	Avg./Att.	Pct./TD	Pct./Int.	LG	Lost/Att.	Rating
Jones	6.83	4.3	2.8	78t	26/221	80.7
Troup	0.00	0.0	50.0	0	0/0	

PUNTING	No.	Yds.	Avg.	TB	In 20	LG
D. Lee	82	3142	38.3	9	19	59
COLTS TOTALS	84	3142	37.4	9	19	59
Opponents	81	2933	36.2	3	7	73

INTERCEPTIONS	No.	Yds.	Avg.	LG	TD
Blackwood	10	163	16.3	37	0
White	7	84	12.0	19	0
Laird	3	56	18.7	22	0
N. Thompson	3	39	13.0	20	0
Munsey	3	25	8.3	14	0
MacLeod	2	37	18.5	33	0
Nettles	1	30	30.0	30	0
Simonini	1	0	0.0	0	0
COLTS TOTALS	30	434	14.5	37	0
Opponents	12	298	24.8	73t	1

PUNT RETURNS	No.	FC	Yds.	Avg.	LG	TD
Stevens	34	6	301	8.9	24	0
Blackwood	7	5	22	3.1	10	0
Oldham	1	3	0	0.0	0	0
COLTS TOTALS	42	14	323	7.7	24	0
Opponents	44	5	481	10.9	73t	1

KICKOFF RETURNS	No.	Yds.	Avg.	LG	TD
Laird	24	541	22.5	35	0
Stevens	11	216	19.6	37	0
McCauley	5	67	13.4	20	0
Blackwood	1	24	24.0	24	0
Huff	1	15	15.0	15	0
Johnson	1	15	15.0	15	0
Griggs	1	12	12.0	12	0
Kennedy	1	9	9.0	9	0
Shiver	1	7	7.0	7	0
Griffin	1	6	6.0	6	0
Doughty	1	0	0.0	0	0
COLTS TOTALS	48	912	19.0	37	0
Opponents	60	1514	25.2	101t	2

FIELD GOALS	1-19	20-29	30-39	40-49	50+	Totals
Linhart	0-0	5-8	5-7	7-10	0-1	17-26
Opponents	1-2	6-8	2-3	2-7	0-1	11-21

LINHART FG GAME BY GAME (GOOD, missed)

(45 38 42), (), (45 44), (41), (44), (40), (24 29), (26 29), (22 30), (30 31 52), (40 43), (32 27), (27 31), (38 28 45).

SCORING	TDR	TDP	TDRt	PAT	FG	TP
Linhart				32-35	17-26	83
McCauley	6	2				48
Mitchell	3	4				42
Doughty		4				24
Leaks	3	1				24
Chester		3				18
R. Lee	3					18
Jones	2					12
Scott		2				12
Carr		1				6
Pratt			1			6
Nettles						2
COLTS TOTALS	17	17	1	32-35	17-26	295
Opponents	11	10	6	24-27	11-20	221

SPECIAL TEAMS COVERAGE

	KICKOFF		PUNTS		TOTAL
	Tackles	Assists	Tackles	Assists	
Doug Nettles	7	3	7	4	21
Sanders Shiver	8	4	4	1	17
Tim Baylor	8	—	5	3	16
Wade Griffin	5	5	2	4	16
Howard Stevens	8	3	—	—	11
Derrel Luce	4	2	2	2	10
Dan Dickel	1	3	4	2	10
Ray Oldham	4	—	4	1	9
Robert Pratt	—	—	6	1	7
Bob Van Duyne	2	2	1	2	7
Jimmie Kennedy	1	3	—	1	5
Ron Lee	3	2	—	—	5
Stan White	—	—	5	—	5
Lyle Blackwood	2	1	1	—	4
Forrest Blue	—	—	1	3	4
Greg Johnson	2	1	—	—	3
Don McCauley	1	1	—	—	2
Mack Alston	—	—	1	—	1
Bruce Laird	—	—	—	1	1
David Lee	—	—	1	—	1
Nelson Munsey	1	—	—	—	1
Ed Simonini	1	—	—	—	1
Lloyd Mumphord	—	—	—	1	1

BLOCKED KICKS:

PUNTS		FG		X—PT	
Doug Nettles	(2)	Fred Cook	(2)	Fred Cook	(1)
Sanders Shiver	(1)	R. Fernandes	(1)	Stan White	(1)
Nelson Munsey	(1)				

TOP INDIVIDUAL PERFORMANCES IN 1977

Rushing Attempts	32	Lydell Mitchell at Seattle
Rushing Yardage	142	Lydell Mitchell vs. Miami
Most Rushing TDs	2	Lydell Mitchell at Buffalo, Don McCauley at N.Y. Jets
Passes Attempted	46	Bert Jones at Denver
Passes Completed	27	Bert Jones at Denver
Passing Yardage	340	Bert Jones vs. New England
Touchdown Passes	4	Bert Jones vs. Miami
Pass Receptions	11	Don McCauley at Denver at Denver and vs. Detroit
Receiving Yardage	122	Ray Chester vs. New England
Touchdown Receptions	2	Glenn Doughty vs. Miami
Longest Rushing Play	64t	Lydell Mitchell vs. Miami
Longest Passing Play	78t	Ray Chester from Bert Jones vs. New England
Longest Punt	59	David Lee at Denver
Longest Punt Return	24	Howard Stevens vs. N.Y. Jets
Longest Kickoff Return	37	Howard Stevens vs. Buffalo
Most Interceptions	3	Lyle Blackwood vs. N.Y. Jets
Longest Interception Return	37	Lyle Blackwood vs. N.Y. Jets
Longest Field Goal	45	Toni Linhart vs. Buffalo
Longest FG Attempt	52	Toni Linhart vs. N.Y. Jets

1977 INDIVIDUAL GAME-

RUSHING (Carries-Yards-TDs)

Opponent	Mitchell	R. Lee	McCauley
Seattle	32-114-0	—	10-48-1
N.Y. Jets	26-68-0	8-48-0	12-22-2
Buffalo	23-90-0	13-64-1	3-5-0
Miami	17-142-1	10-22-0	4-10-1
Kansas City	28-97-0	14-62-1	3-2-1
New England	13-29-0	7-20-0	—
Pittsburgh	26-99-0	9-47-1	6-11-0
Washington	29-111-0	—	7-23-0
Buffalo	21-82-2	—	8-20-0
N.Y. Jets	14-52-0	2-3-0	10-28-0
Denver	7-14-0	6-17-0	13-46-0
Miami	20-84-0	4-16-0	5-14-0
Detroit	22-94-0	9-44-0	—
New England	23-83-0	2-3-0	2-5-1
Totals	301-1159-3	84-346-3	83-234-6

RECEIVING (Catches-Yards-TDs)

Opponent	Mitchell	McCauley	Chester	Doughty
Seattle	5-31-0	6-42-0	—	1-15-0
N.Y. Jets	3-23-0	5-40-0	—	—
Buffalo	7-32-0	4-32-1	3-24-0	—
Miami	5-17-0	3-59-1	3-93-1	4-24-2
Kansas City	4-14-0	3-32-0	1-10-0	1-18-0
New England	—	2-14-0	3-36-0	—
Pittsburgh	3-23-1	1-27-0	1-9-0	2-46-0
Washington	3-55-0	1-2-0	3-55-0	2-28-0
Buffalo	3-60-0	6-59-0	—	3-61-0
N.Y. Jets	9-90-1	—	5-102-1	3-64-1
Denver	9-74-1	11-112-0	2-23-0	4-39-0
Miami	6-62-0	6-51-0	1-29-0	2-13-0
Detroit	9-88-1	4-10-0	5-53-0	1-17-0
New England	5-51-0	2-9-0	4-122-1	5-110-1
Totals	71-620-4	51-495-2	31-556-3	28-435-4

PASSING

JONES

Opponent	Att.	Comp.	Yards	TD	Int.	Long
Seattle	26	17	220	1	0	45
N.Y. Jets	15	9	78	0	1	16
Buffalo	30	20	175	1	0	26
Miami	30	18	205	4	0	47
Kansas City	20	11	90	0	0	18
New England	18	6	64	0	0	14
Pittsburgh	20	10	170	2	0	27
Washington	27	13	180	1	2	38
Buffalo	23	12	180	0	2	35
N.Y. Jets	36	23	322	3	1	53t
Denver	46	27	252	1	3	20
Miami	34	18	189	0	0	29
Detroit	38	21	221	1	2	34t
New England	30	19	340	3	0	78t
Totals	393	224	2686	17	11	78t

BY-GAME STATISTICS

Leaks	Jones	Troup	Doughty	D. Lee
8-44-1	—	—	—	—
3-16-1	—	—	—	1-(2)-0
—	2-(4)-0	—	—	—
—	3-17-0	—	1-16-0	—
—	—	—	—	—
—	3-26-0	—	—	—
3-5-0	1-6-0	3-(8)-0	—	—
11-36-0	4-20-0	—	—	—
14-38-1	3-9-1	1-(4)-0	—	1-0-0
7-26-0	2-27-0	3-4-0	—	—
5-16-0	1-2-0	—	1-(5)-0	—
3-7-0	1-1-0	—	—	—
4-10-0	—	—	—	—
1-39-0	8-42-0	—	—	—
59-237-3	28-146-2	7-(8)-0	2-11-0	2-(2)-0

Scott	Carr	R. Lee	Leaks	R. Thompson
2-52-0	2-66-1	—	1-14-0	—
1-15-0	—	—	—	—
4-64-0	—	1-8-0	—	1-15-0
—	—	3-12-0	—	—
—	—	2-16-0	—	—
1-14-0	—	—	—	—
—	2-39-0	—	1-26-1	—
3-12-1	1-10-0	—	—	—
—	—	—	—	—
—	4-52-0	1-15-0	1-(1)-0	—
1-4-0	—	—	—	—
—	2-32-0	1-2-0	—	—
3-40-0	—	2-7-0	—	—
3-48-1	—	—	—	—
18-267-2	11-199-1	10-60-0	3-39-1	1-15-0

TROUP

Att.	Comp.	Yards	TD	Int.	Long
—	—	—	—	—	—
—	—	—	—	—	—
—	—	—	—	—	—
—	—	—	—	—	—
—	—	—	—	—	—
—	—	—	—	—	—
—	—	—	—	—	—
—	—	—	—	—	—
2	0	0	0	1	0
—	—	—	—	—	—
—	—	—	—	—	—
—	—	—	—	—	—
2	0	0	0	1	0

DEFENSIVE STATISTICS

	Tackles			For Loss		Fumbles	
	Total	Solos	Assists	Sacks	Others	Caused	Rec.
Ed Simonini, LB	115	71	44	—	2-2	2	3
Stan White, LB	89	61	28	8-57	7-11	4	1
Tom MacLeod, LB	78	51	37	3-23	7-11	1	—
Lyle Blackwood, S	72	56	16	—	1-1	—	2
Bruce Laird, S	68	47	21	—	5-10	1	—
Fred Cook, DE	65	45	20	9-59	7-18	2	1
Mike Barnes, DT	51	31	20	8.5-78	12-19	3	—
Norm Thompson, CB	49	38	11	2-4	3-5	—	—
Nelson Munsey, CB	47	37	10	—	—	—	2
Joe Ehrmann, DT	40	27	13	7-54	3-3	1	—
John Dutton, DE	39	26	13	6-48	4-16	1	—
Doug Nettles, CB	26	22	4	—	1-1	1	—
Ron Fernandes, DE	24	16	8	3.5-42	1-3	—	—
Ray Oldham, S	21	14	7	—	1-3	—	—
Sanders Shiver, LB	15	14	1	—	—	—	1
Derrel Luce, LB	13	9	4	—	—	—	—
Tim Baylor, S	12	10	2	—	—	—	1
Dan Dickel, LB	10	6	4	—	—	—	—
Wade Griffin, OT	8	5	3	—	—	—	1
Ken Novak, DT	8	4	4	—	1-1	—	1
Howard Stevens, KR	8	8	—	—	—	—	—
Robert Pratt, OG	5	4	1	—	—	—	1
Bob Van Duyne, OG	5	5	—	—	—	—	—
Ron Lee, RB	4	4	—	—	—	—	1
Forrest Blue, C	2	2	—	—	—	—	—
Raymond Chester, TE	3	2	1	—	—	—	—
Ken Huff, OG	3	3	—	—	—	—	—
Jimmie Kennedy, TE	2	2	—	—	—	—	—
Gregg Johnson, DE	2	1	1	—	—	—	—
Lloyd Mumphord, CB	2	2	—	—	—	—	1
Bert Jones, QB	1	1	—	—	—	—	1
George Kunz, OT	1	1	—	—	—	—	—
David Lee, P	1	1	—	—	—	—	—
Don McCauley, RB	1	1	—	—	—	—	—
Lydell Mitchell, RB	1	—	1	—	—	—	—
Fred Scott, WR	—	—	—	—	—	—	1
Ken Mendenhall, C	1	1	—	—	—	—	—

TOP TEAM PERFORMANCES IN 1977

First Downs	24	vs. New England
First Downs Rushing	13	at Seattle
First Downs Passing	14	at Denver
First Downs By Penalty . .	9	vs. Pittsburgh
Rushing Attempts	52	vs. Washington
Rushing Yardage	207	vs. Miami
Passing Attempts	46	at Denver
Pass Completions	27	at Denver
Passing Yardage (Gross) . .	340	vs. New England
Total Plays	82	at Denver
Total Net Yards	483	vs. New England
Best 3rd Down Efficiency .	10-17	vs. N.Y. Jets and vs. Detroit
Most Touchdowns		
Rushing	4	at Buffalo
Most Touchdowns		
Passing	4	vs. Miami
Most Penalty Yardage	79	vs. Detroit
Quarterback Sacks	*10	at Buffalo
Total Defense	205	vs. Detroit
Rushing Defense	74	vs. Buffalo
Passing Defense	129	vs. New England and vs. Detroit
(Gross)		
(Net)	104	vs. New England
Most Interceptions	5	vs. Pittsburgh

*Club Record

COLT HISTORY

Contrary to popular belief the Baltimore Colts have always been members of the National Football League.

In 1944, Ted Collins and singer Kate Smith established a National Football League team in Boston called the Yanks. After four seasons, the club was moved to the Polo Grounds in New York and renamed the Bulldogs.

The National Football League and the All-America Football Conference merged following the 1949 season, with the New York Yankees of the AAFC dissolving. The Bulldogs moved into vacated Yankee Stadium and played there as the Yanks for the 1950 and 1951 seasons.

The Yanks moved to Dallas for the 1952 season and were called the Texans. Finally, in 1953, the franchise was awarded to Baltimore and the Texans became the Baltimore Colts.

The original Baltimore Colts of the AAFC (1947-49) and the NFL (1950) evolved from the Miami Sea Hawks. The Miami franchise of the AAFC was transferred to Baltimore in 1947. In 1950, after being accepted into the NFL in the merger, the franchise was dissolved and Baltimore was without professional football until the Texans moved to town in 1953.

The 1947-50 Baltimore Colts wore green and silver uniforms, which were the inherited colors of the Miami Sea Hawks. Beginning in 1953, the Colts' colors were blue and white, the same colors which were worn by the Bulldogs, Yanks and Texans. While in Boston, the forerunners of the Colts wore green and yellow.



THE FAMILY TREE

Franchise Years	Club Name	Home Field
1944-48	Boston Yanks (founded by Kate Smith and Ted Collins)	Fenway Park
1949	New York Bulldogs	Polo Grounds
1950-51	New York Yanks	Yankee Stadium
1952	Dallas Texans	Cotton Bowl
1953-	Baltimore Colts	Memorial Stadium
present		

HISTORICAL HIGHLIGHTS OF PROFESSIONAL FOOTBALL IN BALTIMORE

- December 28, 1946**—Baltimore awarded bankrupt Miami Seahawks franchise of All-America Football Conference. Bob Rodenberg heads purchasing group and team renamed Colts via fan contest.
- February 10, 1947**—Cecil Isbell named head coach.
- September 7, 1947**—Colts win inaugural AAFC game, defeating Brooklyn Dodgers 16-7 before 27,418 fans at Baltimore Stadium.
- September 28, 1947**—New York Yankees defeat Colts 21-7 before record Baltimore crowd of 51,583. Colts place fourth in Eastern Division with 2-11-1 record, while drawing 199,661 fans.
- Spring, 1948**—Colts reorganize with over 200 stockholders. Jake Embry named president and Walt Driskill, general manager.
- December 12, 1948**—Buffalo Bills win playoff game for Eastern Division title in Baltimore 28-17 in game marked by near riot. Colts finish 7-8 under Isbell. Dick Barwegen named all-league guard and attendance totals 244,502.
- Spring, 1949**—Driskill succeeds Embry as president, while continuing as general manager.
- Fall, 1949**—Isbell fired after first four games and Driskill named coach. Team finishes seventh in Eastern Division with 1-11 record. Barwegen again named all-league.
- December 9, 1949**—National Football League and AAFC reach "peace" agreement and Colts enter NFL for 1950 season.
- December 18, 1949**—Abraham Watner named Colts' president.
- Spring, 1950**—Clem Crowe named head coach.
- December 10, 1950**—Colts conclude 1-11 season with 15-14 defeat to Yanks at Yankee Stadium. Yanks will later become the Baltimore Colts.
- January 18, 1951**—Watner withdraws franchise and is paid \$50,000 for players by NFL.
- December 3, 1952**—Commissioner Bert Bell, addressing Advertising Club, issues challenge to Baltimore to sell 15,000 season tickets in six weeks to re-enter NFL.
- December 8, 1952**—Ticket drive officially begins with quota reached in four weeks, three days.
- January 11, 1953**—Carroll Rosenbloom, with 52 per cent control, heads ownership group including William F. Hilgenberg, Zanvyl Krieger, Thomas Mullan, Sr., and R. Bruce Livie.
- January 23, 1953**—Baltimore awarded Dallas Texan franchise. Don Kellett named president and general manager and Keith Molesworth, head coach.
- March 25, 1953**—Baltimore and Cleveland put together one of the biggest deals in sports history, a trade which involved 15 players. The Colts acquired 10 ex-Browns in exchange for five Colts. Players acquired by the Colts were quarterback Harry Agganis, tackle Dick Batten, end Gern Nagler, halfback Bert Rechichar, guard Ed Sharkey, tackle Stu Sheetz, halfback Don Shula, end Art Spinney, halfback Carl Taseff and guard Elmer Willhoite. Going to the Browns were linebacker Tom Catlin, tackle Don Colo, guard Hershel Forrester, tackle Mike McCormick and halfback John Petibon.
- September 27, 1953**—Colts upset Chicago Bears 13-9 in NFL opener at Memorial Stadium before 23,715 fans.
- Spring, 1954**—Weeb Ewbank named head coach.
- February 4, 1957**—Carroll Rosenbloom named president.
- November 2, 1958**—Colts record club's first shutout, 56-0 over Green Bay Packers, to win sixth straight game and also set club record for largest margin of victory.
- November 16, 1958**—Colts defeat Chicago 17-0, marking first shutout for Bears in 149 games.
- November 30, 1958**—Colts clinch first Western Division title 35-27 over San Francisco before second straight record home sellout crowd of 57,557.
- December 28, 1958**—Colts defeat New York Giants 23-17 at Yankee Stadium in "sudden death" game for World Championship.

- December 12, 1959**—Colts score 24 fourth quarter points to rally from 10-point deficit and defeat Los Angeles 45-26 at the Coliseum for second Western Division championship.
- December 27, 1959**—Colts beat New York Giants 31-16 in Baltimore for second straight World Championship.
- December 11, 1960**—Touchdown passing streak by John Unitas snapped by Los Angeles at NFL record 47 games.
- January 8, 1963**—Don Shula relieves Weeb Ewbank as team's third head coach since 1953. Gino Marchetti and Bill Pellington later named first player-coaches.
- December 15, 1963**—John Unitas concludes season with eight team and one then-NFL record of 237 completions.
- January 20, 1964**—Carroll Rosenbloom purchases all remaining stock to gain full ownership.
- November 22, 1964**—Colts win club record 10th straight game, 24-7 over Rams in Los Angeles, to clinch third Western Conference title.
- December 13, 1964**—Raymond Berry catches 506th career pass against Washington and Lenny Moore scores 20th touchdown of season, both NFL records at the time.
- December 27, 1964**—Browns defeat Baltimore 27-0 in NFL title game in Cleveland.
- December 26, 1965**—Packers edge Colts 13-10 in "sudden death" playoff for Western Conference crown. Tom Matte quarterbacks club in absence of injured John Unitas and Gary Cuozzo.
- June 8, 1966**—NFL and American Football League announce merger for 1970.
- January 23, 1967**—Don Kellest retires and Joe Campanella succeeds as general manager.
- February 15, 1967**—Joe Campanella, Colts GM dies.
- March 17, 1967**—Publicity Director Harry Hulmes named general manager.
- November 5, 1967**—Colts score two late touchdowns to defeat world champion Packers 13-10 and snap five-game series losing string.
- December 17, 1967**—Unbeaten in 13 games (11-0-2), Colts drop final game of season in Los Angeles 34-10 to miss playoffs.
- August 3, 1968**—Art Donovan becomes first Colt to be inducted into Pro Football Hall of Fame.
- December 8, 1968**—Colts win Coastal Division title by virtue of Chicago's 17-16 win over Los Angeles. Colts defeated Green Bay 16-3 day before.
- December 22, 1968**—Colts defeat Minnesota 24-14 for Western Conference crown.
- December 29, 1968**—Colts shutout Cleveland 34-0 for NFL championship and first back-to-back titles since 1958-59.
- January 12, 1969**—New York Jets defeat Baltimore 16-7 in Super Bowl III at Orange Bowl.
- May 17, 1960**—Baltimore, Pittsburgh, and Cleveland join old AFL teams to form American Football Conference as NFL realigns.
- January 6, 1970**—Don Klosterman named general manager.
- April 3, 1970**—Don McCafferty succeeds Don Shula as head coach. Shula quit to become head coach of Miami Dolphins.
- September 20, 1970**—Baltimore wins first AFC game, 16-14 over San Diego, in realigned NFL.
- December 13, 1970**—Colts clinch Eastern Division championship with 20-14 win at Buffalo.
- December 26, 1970**—Colts win AFC Divisional Playoff game with Cincinnati Bengals, 17-0.
- January 3, 1971**—Colts defeat Oakland 27-17 to win AFC championship.
- January 17, 1971**—Colts win first AFC-NFC Super Bowl 16-13 over Dallas on Jim O'Brien's 32-yard field goal with five seconds to play at Orange Bowl.
- March 18, 1971**—Steve Rosenbloom named president and Carroll Rosenbloom, chairman of the board.
- January 2, 1972**—Miami defeats Baltimore 21-0 in AFC title game at Orange Bowl. Colts qualified for playoffs as wild card team and defeated Cleveland 20-3 in AFC playoffs.
- July 26, 1972**—Robert Irsay acquires Colts from Carroll Rosenbloom in exchange for Los Angeles Rams. Joe Thomas named Vice President and General Manager.
- July 29, 1972**—Gino Marchetti inducted into Pro Football Hall of Fame, joining Art Donovan.

- October 16, 1972**—John Sandusky replaces Don McCafferty as head coach after fifth game of season.
- January 22, 1973**—John Unitas sold to San Diego.
- February 14, 1973**—Howard Schnellenberger named head coach.
- July 28, 1973**—Raymond Berry and Jim Parker inducted into Pro Football Hall of Fame.
- September 29, 1974**—Joe Thomas, Vice President and General Manager, replaces Howard Schnellenberger as head coach after three games.
- October 20, 1974**—Lydell Mitchell establishes NFL single game record of 40 carries (156 yards) in 35-20 win over New York Jets at Shea Stadium.
- December 15, 1974**—Bert Jones completes NFL record 17 consecutive passes and Lydell Mitchell wins league pass catching title with 72 receptions, record then for running backs.
- January 15, 1975**—Ted Marchibroda named head coach.
- August 2, 1975**—Lenny Moore inducted into Pro Football Hall of Fame.
- December 7, 1975**—Lydell Mitchell rushes 119 yards against New York Giants at Shea Stadium to become first Colt running back to rush for 10000 yards in a season.
- December 14, 1975**—Colts defeat Miami 10-7 on Toni Linhart's 31-yard field goal with 2:16 left to play in overtime.
- December 21, 1975**—Colts complete greatest turnaround season in NFL history with ninth straight win, defeating New England 34-21 at Memorial Stadium to finish 10-4 and win Eastern Division title.
- December 12, 1976**—Baltimore for the second consecutive year captured the AFC Eastern Division Championship after defeating Buffalo 58-20 in last home game of regular season.
- January 25, 1977**—Colts name Dick Szymanski, former Club director of Pro Personnel as General Manager, Ernie Accorsi, a former Colt PR Director, named to the post of Assistant General Manager.
- May 18, 1977**—Famed Colt quarterback John Unitas (1956-1972) rejoined Colt organization as Special Consultant.
- November 20, 1977**—Lydell Mitchell breaks Lenny Moore's career rushing record of 5174 yards. Mitchell ended the '77 season with 5487 yards for his career.
- December 18, 1977**—Colts defeat New England in the season finale 30-24 to clinch their third consecutive AFC Eastern Divisional title with a 10-4 record. The Colts winning TD came on a 99 yard drive, the longest in Colts history.



November 20, 1977 Lydell Mitchell tops Lenny Moore's career rushing record.

HALL OF FAME COLTS

RAYMOND BERRY, End, 6-2, 187, SMU

Retired in 1967 as the leading pass receiver in NFL history (now ranks second) with 631 receptions...selected as a "future" choice in the 20th round of the 1954 draft by the Colts...named all-pro three times (1958-60) and played in five Pro Bowl games...led NFL in receiving in 1958-60...holds NFL championship game records for yardage (178) and receptions (12), which he set in the 1958 "sudden death" title game against the New York Giants...last career touchdown reception came against Dallas at Memorial Stadium on December 3, 1967 and covered five yards...born February 27, 1933 in Corpus Christi, Texas...attended Paris (Texas) High School...now coaching with the New England Patriots...inducted in the Hall of Fame, July 28, 1973.



ART DONOVAN, Defensive Tackle, 6-3, 265, Boston College

The first Colt to enter the Hall of Fame, Donovan was inducted August 3, 1968...played from 1953-61 with the current Colt franchise and with Baltimore in 1950, the New York Yanks, 1951, and Dallas Texans, 1952...all-pro 1954-57 and played in the Pro Bowl game five times...one of the most popular Colts of all time...attended Notre Dame for one year, entered the Marines during World War II, and switched to Boston College after his service discharge...lettered four years (1946-49) as a tackle and was named All-East in 1948-49...reported to training camp in 1962, but announced his retirement at age 37, before the season opened...he was honored and his jersey number, 70, retired in an emotional ceremony at Memorial Stadium on September 16, 1962...attended St. Michael High School in New York City, where he was born June 5, 1925 in the Bronx...lives with his family in Towson, Maryland.



GINO MARCHETTI, Defensive End, 6-4, 245, San Francisco

Marchetti, acclaimed as the greatest defensive end in pro football history during the 1969 NFL 50th anniversary, was inducted into the Hall of Fame on July 29, 1972...named all-pro nine consecutive seasons (1956-64) and played in every Pro Bowl game from 1954 through 1964, with the exception of the 1958 game, which he missed with a broken ankle suffered in the "sudden death" championship game against the New York Giants...announced retirement after the 1963 season, in which he also served as an assistant coach, but reconsidered and played in 1964...retired again following the 1964 season, but returned to play in four games in 1966, when the Colts suffered heavy injuries in the defensive line...played his final game on December 18, 1966 in San Francisco...fought in the "Battle of the Bulge" during World War II at the age of 18, after graduating from Antioch (Calif.) High School...was a 1951 All-West Coast tackle selection at San Francisco and played in the East-West and College All-Star games...born January 2, 1927 in Smithers, West Virginia...makes his home with his family in Devon, Pa.



LENNY MOORE, Running Back & Flanker, 6-1, 190, Penn State

Moore was the last Colt to enter the Hall of Fame with his induction August 2, 1975. . . retired in 1967 with 11,213 combined net yards in a 12-year career, including 5174 rushing and 363 pass receptions for 6039 yards. . . scored 678 points on 113 touchdowns with stretches of 18 straight games scoring at least one touchdown and 11 straight scoring at least one touchdown rushing; both are NFL records. . . gained All-America honors at Penn State and was the number one draft pick of the Colts in 1956. . . was named 1956 Rookie of the Year. . . selected Comeback Player of the Year and Most Valuable Player in 1964, when he scored 20 touchdowns, after many thought his career had ended. . . born November 25, 1933 in Reading, Pa., and attending Reading High School. . . lives with his wife and children in Baltimore and is Promotions Director of the Colts.



JIM PARKER, Guard and Tackle, 6-3, 272, Ohio State

A member of both the Professional and National Football Foundation Halls of Fame. . . the Colts first draft pick in 1957, after twice being named All-America (1955-56) as a guard at Ohio State. . . winner of the 1956 Outland Trophy as the nation's outstanding lineman. . . also played linebacker collegiately. . . his 1954 team won the Rose Bowl and the national championship. . . named to the modern all-time All-America college football team in 1969, which was selected as part of the 100th anniversary of college football. . . was all-pro eight consecutive seasons (1958-65) and played in the Pro Bowl following each of those seasons. . . started as the left tackle for the Colts, was moved in 1962 to left guard, and back to tackle in 1966. . . announced retirement near end of the 1967 season in which he only played in three games because of a leg injury. . . played in 139 consecutive games, the second longest string in Colt history. . . streak ended when he missed the Colts game with San Francisco at Memorial Stadium on Oct. 10, 1967. . . born April 3, 1934 in Macon, Georgia and attended Scott High School in Toledo, Ohio. . . lives with his family in Baltimore.



RETIRED COLT JERSEYS

- | | | | |
|----|---------------|----------------|---------------|
| 19 | Johnny Unitas | 70 | Art Donovan |
| 22 | Buddy Young | 77 | Jim Parker |
| 24 | Lenny Moore | 82 | Raymond Berry |
| | 89 | Gino Marchetti | |

ALL-PRO COLTS

First-team selections only.

- 1953—Tom Keane, HB
1954—Art Donovan, DT
1955—Alan Ameche, FB; Art Donovan, DT; Bert Rechichar, HB
1956—Art Donovan, DT; Gino Marchetti, DE
1957—Milt Davis, DHB; Art Donovan, DT; Gino Marchetti, DE; John Unitas, QB
1958—Raymond Berry, WR; Gene Lipscomb, DT; Gino Marchetti, DE; Lenny Moore, RB; Jim Parker, T; John Unitas, QB
1959—Raymond Berry, WR; Gene Lipscomb, DT; Gino Marchetti, DE; Lenny Moore, RB; Andy Nelson, DHB; Jim Parker, T; Art Spinney, G; John Unitas, QB
1960—Raymond Berry, WR; Gene Lipscomb, DT; Gino Marchetti, DE; Lenny Moore, RB; Jim Parker, T
1961—Gino Marchetti, DE; Lenny Moore, RB; Jim Parker, T
1962—Gino Marchetti, DE; Jim Parker, G-T
1963—Gino Marchetti, DE; Jim Parker, G
1964—Bob Boyd, DHB; Gino Marchetti, DE; Lenny Moore, RB; Jim Parker, G; John Unitas, QB; Bob Vogel, T
1965—Bob Boyd, DHB; Jimmy Orr, FI; Jim Parker, G; John Unitas, QB; Bob Vogel, T
1966—Bob Boyd, DHB; John Mackey, TE
1967—John Mackey, TE; Willie Richardson, FI; John Unitas, QB; Bob Vogel, T
1968—Bob Boyd, DHB; Mike Curtis, LB; John Mackey, TE; Earl Morrall, QB; Bob Vogel, T; Rick Volk, S
1969—David Lee, P
1970—David Lee, P; Jerry Logan, S; Bubba Smith, DE; Rick Volk, S
1971—Ted Hendricks, LB; Bubba Smith, DE; Rick Volk, S
1975—George Kunz, T
1976—John Dutton, DE; Bert Jones, QB.

PRO BOWL COLTS

Selections are listed by seasons and not by the year in which the Pro Bowl game was played.

- 1953—Dick Barwegen, Art Donovan, Tom Keane, George Taliaferro
1954—Art Donovan, Gino Marchetti, Buddy Young
1955—Alan Ameche, Art Donovan, Gino Marchetti, Bert Rechichar, Dick Szymanski
1956—Alan Ameche, Art Donovan, Gino Marchetti, Lenny Moore, Bert Rechichar
1957—Alan Ameche, Art Donovan, Gino Marchetti, Jim Mutscheller, Bert Rechichar, John Unitas
1958—Alan Ameche, Raymond Berry, Don Joyce, Gene Lipscomb, Lenny Moore, Jim Parker, John Unitas
1959—Raymond Berry, Gene Lipscomb, Gino Marchetti, Lenny Moore, Jim Parker, Art Spinney, John Unitas
1960—Gino Marchetti, Lenny Moore, Andy Nelson, Jim Parker, Art Spinney, John Unitas
1961—Raymond Berry, Gino Marchetti, Lenny Moore, Jim Parker, John Unitas
1962—Raymond Berry, Gino Marchetti, Jim Parker, Dick Szymanski, John Unitas
1963—Raymond Berry, John Mackey, Gino Marchetti, Jim Parker, John Unitas
1964—Raymond Berry, Bobby Boyd, Gino Marchetti, Lenny Moore, Jim Parker, Dick Szymanski, Bob Vogel, John Unitas
1965—Jerry Logan, John Mackey, Jim Parker, Bob Vogel
1966—Ordell Braase, Lenny Lyles, John Mackey, John Unitas
1967—Ordell Braase, John Mackey, Fred Miller, Willie Richardson, John Unitas, Bob Vogel, Rick Volk

- 1968—Bob Boyd, Mike Curtis, John Mackey, Tom Matte, Earl Morrall, Willie Richardson, Bob Vogel
 1969—Tom Matte, Fred Miller, Rick Volk
 1970—Mike Curtis, Jerry Logan, Bubba Smith
 1971—Norm Bulaich, Bill Curry, Mike Curtis, Ted Hendricks, Jerry Logan, Bubba Smith, Bob Vogel, Rick Volk
 1972—Bill Curry, Ted Hendricks, Bruce Laird
 1973—Ted Hendricks
 1974—Mike Curtis
 1975—John Dutton, George Kunz, Lydell Mitchell
 1976—Roger Carr, John Dutton, Bert Jones, George Kunz, Toni Linhart, Lydell Mitchell
 1977—Mike Barnes John Dutton, George Kunz, Toni Linhart, Lydell Mitchell

COLT CHAMPIONSHIP GAMES

NFL CHAMPIONSHIP DEC. 28, 1958 YANKEE STADIUM

BALTIMORE 23, NEW YORK 17—Quarterback Johnny Unitas took the Colts 80 yards in 13 plays, the last a one yard carry by Alan Ameche through the right side of the Giant line at 8 minutes, 15 seconds of sudden death overtime. The regulation game ended 17-17 when Baltimore's Steve Myhra booted a 20-yard field goal seconds from the gun. It has been called "the greatest game ever played" and the 64,185 who watched it at Yankee Stadium agree.

Baltimore	0	14	0	3	6—23
New York	3	0	7	7	0—17

- NY—FG Summerall 36
 Balt—Ameche 2 plunge (Myhra kick)
 Balt—Berry 15 pass from Unitas (Myhra kick)
 NY—Triplett 1 plunge (Summerall kick)
 NY—Gifford 15 pass from Conerly (Summerall kick)
 Balt—FG Myhra 20
 Balt—Ameche 1 plunge (No conversion attempted)

STAT LEADERS

Passing

- Balt—Unitas (26-40-349), 1 TD, 1 Int, L-60
 NY—Conerly (10-14-187), 1 TD, 0 Int, L-67, Heinrich (2-4-13)

Rushing

- Balt—Ameche (14-65), Dupre (11-30), Moore (8-23), Unitas (6-20)
 NY—Gifford (12-60), Webster (12-24)

Receiving

- Balt—Berry (12-178), Moore (6-101), Mutscheller (3-46)
 NY—Rote (2-76), Schnelker (2-63)

NFL CHAMPIONSHIP DEC. 27, 1959 BALTIMORE MEMORIAL STADIUM

BALTIMORE 31, NEW YORK 16—The Giants led 9-7 after three periods by virtue of three field goals by Pat Summerall, but Baltimore's crack defensive backfield took charge in the final quarter, three times making interceptions that resulted in scores. Colt quarterback Johnny Unitas scored one TD and passed for two before a home crowd of 57,545 in Memorial Stadium.

New York	3	3	3	7—16
Baltimore	7	0	0	24—31

- Balt—Moore 59 pass from Unitas (Myhra kick)
 NY—FG Summerall 23
 NY—FG Summerall 37
 NY—FG Summerall 22
 Balt—Unitas 4 run (Myhra kick)
 Balt—Richardson 12 pass from Unitas (Myhra kick)
 Balt—Sample 42 intercepted pass (Myhra kick)
 Balt—FG Myhra 25
 NY—Schnelker 32 pass from Conerly (Summerall kick)

STAT LEADERS

Passing

Balt—Unitas (18-29-264), 2 TDs, 0 Int, L-59
 NY—Conerly (16-35-232), 0 TDs, 2 Int, L-48

Rushing

Balt—Ameche (9-31), Sommer (6-15), Pricer (4-14), Moore (4-7)
 NY—Gifford (9-50), Triplett (5-37), Webster (8-25)

Receiving

Balt—Moore (3-126), Berry (5-68), Mutscheller (5-40)
 NY—Schnelker (9-175), Rote (2-41), King (4-17), Gifford (1-19)

NFL CHAMPIONSHIP

DEC. 27, 1964 CLEVELAND STADIUM

CLEVELAND 27, BALTIMORE 0—Both teams drew blanks in the first half but the Browns nailed down the World Championship with a 17-point third quarter. Quarterback Frank Ryan and fullback Jim Brown made the Cleveland attack click, as it rolled up 20 first downs to Baltimore's 11 and outgained the Colts, 339 to 171 yards. Ryan completed 11 of 18 passes for 206 yards and three touchdowns—all to end Gary Collins from distances of 18, 42 and 51 yards, while the brilliant Brown bulled for 114 yards on 27 shots as Cleveland controlled the ball. Attendance was 79,544.

Baltimore	0	0	0	0—0
Cleveland	0	0	17	10—27

Cleve—FG Groza 43

Cleve—Collins 18 pass from Ryan (Groza kick)

Cleve—Collins 42 pass from Ryan (Groza kick)

Cleve—Collins 51 pass from Ryan (Groza kick)

Cleve—FG Groza 3

STAT LEADERS

Passing

Balt—Unitas (12-20-95) 0 TDs, 2 Int, L-23
 Cleve—Ryan (11-18-206) 3 TDs, 1 Int, L-51

Rushing

Balt—Moore (9-40), Hill (9-31), Unitas (6-30)
 Cleve—Brown (27-114), L-46, Green (10-29)

Receiving

Balt—Berry (3-38), Orr (2-31), Lorick (3-18)
 Cleve—Collins (5-130), Brown (3-37), Brewer (2-26)

NFL WESTERN DIVISION PLAYOFF

DEC. 26, 1965 LAMBEAU FIELD

GREEN BAY 13, BALTIMORE 10—A courageous effort by the undermanned Colts was domed by a pair of Don Chandler field goals—one with 1:58 remaining from 22 yards to tie the score and a second of 25 yards to conclude 13:39 of "sudden-death" action. The Colts had jumped ahead 7-0, after 21 seconds of play when Don Shinnick scooped up Bill Anderson's fumble and trudged 25 yards to the end zone. They protected their edge tenaciously until the finish as Tom Matte went the route at quarterback, rushing for 57 yards and passing for 40. Zeke Bratkowski, subbing for the injured Bart Starr, completed 22 of 39 aerials for 248 yards. The Packers ran 80 plays to the Colts' 59 and led in first downs, 23-9. Attendance was 50,484.

Baltimore	7	3	0	0	0—10
Green Bay	0	0	7	3	3—13

Balt—Shinnick 25 fumble (Anderson) return (Michaels kick)

Balt—FG Michaels 15

GB—Hornung 1 run (Chandler kick)

GB—FG Chandler 22

GB—FG Chandler 25

STAT LEADERS

Passing

Balt—Matte (2-12-40), 0 TDs, 0 Int, L-16
 GB—Bratkowski (22-39-248), 0 TDs, 2 Int, L-33

Rushing

Balt—Matte (17-57), Hill (16-57), Moore (12-33)
GB—Taylor (23-60), Hornung (10-33), Pitts (3-14)

Receiving

Balt—Mackey (3-25), Moore (2-15)
GB—Anderson (8-78), Dowler (5-50), Hornung (4-42), Dale (3-63)

NFL PLAYOFF

DEC. 22, 1968 BALTIMORE MEMORIAL STADIUM

BALTIMORE 24, MINNESOTA 14—It was a cold, rainy day when the Colts tucked away the Western Conference championship of the National Football League. Just as they had done earlier in the season, the Vikings provided some uncomfortable moments after the Colts managed to obtain a big lead. It wasn't until late in the first half that the Colts were able to nab a 7-0 lead on Earl Morrall's pass to Tom Mitchell after Willie Richardson's diving catch of a 33-yard aerial put the ball at the three. John Mackey's touchdown reception and Mike Curtis' 60-yard return of a fumble made it 21-0 after three quarters. Viking quarterback Joe Kapp refused to give up and fired TD passes to Bill Martin and Bill Brown before time ran out on him. Attendance was 60,238.

Minnesota	0	0	0	14-14
Baltimore	0	7	14	3-24
Balt—Mitchell 3 pass from Morrall (Michaels kick)				
Balt—Mackey 49 pass from Morrall (Michaels kick)				
Balt—Curtis 60 fumble return (Michaels kick)				
Minn—Martin 1 pass from Kapp (Cox kick)				
Balt—FG Michaels 33				
Minn—Brown 7 pass from Kapp (Cox kick)				

STAT LEADERS

Passing

Balt—Morrall (13-22-280), 2 TDs, 1 Int, L-49
Minn—Kapp (26-44-287), 2 TDs, 2 Int

Rushing

Balt—Matte (14-31), Hill (8-10)
Minn—Kapp (10-52), Brown (10-30)

Receiving

Balt—Richardson (6-148), Mackey (3-92), Orr (2-36)
Minn—Brown (8-82), Washington (5-95), Beasley (5-69)

NFL CHAMPIONSHIP

DEC. 27, 1968 CLEVELAND STADIUM

BALTIMORE 34, CLEVELAND 0—After a scoreless first period, Baltimore's Tom Matte scored two of his record-tying three touchdowns in a 17-point Colts' second quarter. Meanwhile, the capacity crowd of 80,628 at Cleveland Stadium saw the Browns held scoreless for only the second time in the club's history as the Colts registered their fourth shutout of the season.

Baltimore	0	17	7	10-34
Cleveland	0	0	0	0-0
Balt—FG Michaels 28				
Balt—Matte 1 run (Michaels kick)				
Balt—Matte 12 run (Michaels kick)				
Balt—Matte 2 run (Michaels kick)				
Balt—FG Michaels 10				
Balt—T. Brown 4 run (Michaels kick)				

STAT LEADERS

Passing

Balt—Morrall (11-25-269) 0 TDs, 1 Int, L-38
Clev—Nelson (11-26-132) 0 TDs, 2 Int, L-22, Ryan (2-6-19)

Rushing

Balt—Matte (17-88), L-12, Hill (11-60), T. Brown (5-18)
Clev—Kelly (13-28), Harraway (6-26)

Receiving

Balt—Richardson (3-78), Mackey (2-34), Orr (2-33)
 Clev—Morin (3-41), Harraway (4-40), Warfield (2-30)

SUPER BOWL III

JAN. 12, 1969 MIAMI ORANGE BOWL

NEW YORK JETS 16, BALTIMORE 7—At Miami Orange Bowl Stadium, attendance 75,337. Jets' quarterback Joe Namath "guaranteed" victory on the Thursday before the game, then went out and led the AFL to its first Super Bowl victory over a Baltimore team that had lost one of 16 games all season. Namath, chosen the outstanding player, completed 17 of 28 passes for 206 yards and directed a steady attack that dominated the NFL champions after the Jet defense had intercepted Colt quarterback Earl Morrall three times in the first half. The Jets had 337 total yards, including 121 yards rushing by Matt Snell. John Unitas, who had missed most of the season with a sore elbow, came off the bench and led Baltimore to its only touchdown late in the fourth quarter after New York led 16-0.

New York (AFL)	0	7	6	3-16
Baltimore (NFL)	0	0	0	7-7

NY—Snell 4 run (Turner kick)
 NY—FG Turner 32
 NY—FG Turner 30
 NY—FG Turner 9
 Balt—Hill 1 run (Michaels kick)

Passing

Balt—Morrall (6-17-71) 0 TDs, 3 Int, L-30
 Unitas (11-24-110) 0 TDs, 1 Int, L-21
 NY—Namath (17-28-206) 0 TD, 0 Int, L-39
 Parilli (0-1-0)

Rushing

Balt—Matte (11-116), L-58, Hill (9-29), L-12
 NY—Snell (30-121), L-12, Boozer (10-29)

Receiving

Balt—Richardson (6-58), Orr (3-42), Mackey (3-35)
 NY—Sauer (8-133), Snell (4-40)

AFC PLAYOFF

DEC. 26, 1970 BALTIMORE MEMORIAL STADIUM

BALTIMORE 17, CINCINNATI 0—Attendance 51,127. John Unitas connected with TD passes to Roy Jefferson and Ed Hinton in the first and fourth quarters and led the Colts into the AFC title game by defeating Cincinnati. The Baltimore defense came through on a cold, windy day and limited Cincinnati to 63 yards rushing and 76 yards passing. Norm Bulaich, Colts' rookie rusher, picked up 116 yards on 25 carries. Jim O'Brien, Colts' rookie kicker and leading scorer, connected with a 44-yard FG, missed one from the same distance. A 49-yard FG try by Horst Muhlmann was blocked by Ray May. Mike Curtis, Colts' middle linebacker, made the game's only interception, picking off one of Virgil Carter's fourth-period passes, to set up an eventual final Colt score.

Cincinnati	0	0	0	0-0
Baltimore	7	3	0	7-17

Balt—Jefferson 45 pass from Unitas (O'Brien kick)
 Balt—FG O'Brien 44
 Balt—Hinton 53 pass from Unitas (O'Brien kick)

STAT LEADERS

Passing

Balt—Unitas (6-17-145), 2 TDs, 0 Int, L-53
 Cin—Carter (7-20-64), 0 TDs, 1 Int, L-29
 Wyche (1-1-29), 0 TDs, 1 Int

Rushing

Balt—Bulaich (25-116), Nowatzke (10-25)
 Cin—Robinson (5-25), Phillips (10-12)

Receiving

Balt—Hinton (3-86), Jefferson (2-51)
 Cin—Myers (4-66), Phillips (2-12)

AFC CHAMPIONSHIP

JAN. 3, 1971 BALTIMORE MEMORIAL STADIUM

BALTIMORE 27, OAKLAND 17—At Memorial Stadium, Baltimore, Md., attendance 56,368. Johnny Unitas' passing and play calling, and the running of rookie Norm Bulaich, powered the Colts to the first AFC Championship. Bulaich scored twice and Unitas picked up 245 yards on 11 completions, with his key one coming in the fourth quarter on a 68-yard touchdown reception by Ray Perkins out of a formation of four wide receivers. George Blanda (who at 43 became the oldest player to perform in a title game when he replaced injured Daryle Lamonica in the second period) threw TD passes to Fred Biletnikoff and Warren Wells, but was intercepted three times. Ed Hinton caught five passes for the Colts for 115 yards.

Oakland	0	3	7	7-17
Baltimore	3	7	10	7-27

Balt—FG O'Brien 16
 Balt—Bulaich 2 run (O'Brien kick)
 Oak—FG Blanda 48
 Oak—Biletnikoff 38 pass from Blanda (Blanda kick)
 Balt—FG O'Brien 23
 Balt—Bulaich 11 run (O'Brien kick)
 Oak—Wells 15 pass from Blanda (Blanda kick)
 Balt—Perkins 68 pass from Unitas (O'Brien kick)

Passing

Balt—Unitas (11-30-245), 1 TD, 0 Int, L-68
 Oak—Lamonica (1-4-6), 0 TD, 0 Int
 Blanda (17-32-271), 2 TDs, 3 Int, L-38

Rushing

Balt—Bulaich (22-71), Nowatzke (8-32)
 Oak—Dixon (10-51), C. Smith (9-44)

Receiving

Balt—Hinton (5-115), Perkins (2-80), Jefferson (3-36)
 Oak—Wells (5-108), Biletnikoff (5-92)

SUPER BOWL V

JAN. 17, 1971 MIAMI ORANGE BOWL

BALTIMORE 16, DALLAS 13—At Miami Orange Bowl Stadium, attendance 79,204. Colts' rookie Jim O'Brien climaxed one of the zaniest professional football games ever played by lofting a 32-yard field goal through the Orange Bowl uprights with five seconds left in regulation time to give Baltimore a 16-13 Super Bowl win. The brutal defensive struggle resulted in 11 turnovers, which prevented a fluid, artistic performance but contributed to the drama of the contest. Dallas nearly put the game away early in the third period when, leading 13-6, the Cowboys recovered Jim Duncan's fumble on the 2nd half kickoff and zipped to the Colts' two in five plays. Duane Thomas, however, fumbled on the next play. Rick Volk provided Baltimore with the opportunity to tie halfway through the fourth period when he intercepted Craig Morton on the Dallas 33 and returned it to the three. Tom Nowatzke punctured into the end zone and after O'Brien's PAT it was 13-13. Mike Curtis intercepted another Morton pass on the Dallas 41 in the final minute and ran it back to the 28. The Colts stopped the clock with nine seconds left in the game and O'Brien made history. Morton's desperation pass on the final play of the game was intercepted by Jerry Logan.

Baltimore (AFC)	0	6	0	10-16
Dallas (NFC)	3	10	0	0-13

Dall—FG Clark 14
 Dall—FG Clark 30
 Balt—Mackey 75 pass from Unitas (O'Brien kick blocked)
 Dall—Thomas 7 pass from Morton (Clark kick)
 Balt—Nowatzke 2 run (O'Brien kick)
 Balt—FG O'Brien 32

Passing

Balt—Unitas (3-8-88), 1 TD, 2 Int, L-75
 Morrall (7-15-147), 1 Int, L-65, Havrilak (1-1-25)
 Dall—Morton (12-26-127), 1 TD, 3 Int, L-41

Rushing

Balt—Nowatzke (10-33), Bulaich (18-28)
 Dall—Garrison (12-65), Thomas (18-37)

Receiving

Balt—Jefferson (3-52), Mackey (2-80)
 Dall—Reeves (5-46), Thomas (4-21)

AFC PLAYOFF

DEC. 26, 1971 CLEVELAND STADIUM

BALTIMORE 20, CLEVELAND 3—Attendance 74,082. Don Nottingham, playing for the injured Norm Bulaich, scored two TDs and rushed for 92 yards while Baltimore's strong defense dominated play in a 20-3 Colt victory over the Cleveland Browns that sent Baltimore into the AFC finals. Jim O'Brien added two field goals for the Colts and Don Cockroft, who had two kicks blocked by Bubba Smith, produced the Brown's only points. Rick Volk intercepted two of Bill Nelsen's passes and Charlie Stukes picked off a third. John Unitas went all the way, blending the strong running of Nottingham with passes to his favorite target, tight end Tom Mitchell, who caught 5 for 73 yards.

Baltimore	0	14	3	3—20
Cleveland	0	0	3	0—3

Balt—Nottingham 1 run (O'Brien kick)
 Balt—Nottingham 7 run (O'Brien kick)
 Cle—FG Cockroft 14
 Balt—FG O'Brien 42
 Balt—FG O'Brien 15

STAT LEADERS

Passing

Balt—Unitas (13-21-143), 0 TDs, 1 Int, L-26
 Cle—Nelsen (9-21-104), 0 TDs, 3 Int, L-39
 Phipps (3-6-27), 0 TDs, 0 Int, L-13

Rushing

Balt—Nottingham (23-92), Matte (16-26)
 Cle—Kelly (14-49), Scott (8-25)

Receiving

Balt—Mitchell (5-73), Matte (3-22), Hinton (2-30)
 Cle—Scott (5-41), Kelly (4-24)

AFC CHAMPIONSHIP

JAN. 2, 1972 MIAMI ORANGE BOWL

MIAMI 21, BALTIMORE 0—At Orange Bowl, attendance 75,629. The Colts, playing without their starting running backs Norm Bulaich and Tom Matte, still managed to compile 302 total yards to Miami's 286 but were damaged by the Dolphins' big plays—Bob Griese to Paul Warfield 75-yard pass for TD in first period and Dick Anderson's 62-yard interception return for a TD in the third quarter. Larry Csonka carried five yards to a fourth quarter touchdown for Miami. John Unitas completed 20 of 36 passes for 224 yards but Colts were shutout for the first time since Dec. 5, 1965 (0-13 by Chicago Bears). Another big play for Miami was stopping Colts fourth and one attempt at Dolphins' nine-yard line when lead was 7-0.

Baltimore	0	0	0	0—0
Miami	7	0	7	7—21

Mia—Warfield 75 pass from Griese (Yepremian kick)
 Mia—Anderson 62 interception return (Yepremian kick)
 Mia—Csonka 5 run (Yepremian kick)

Passing

Balt—Unitas (20-36-224) 0 TDs, 3 Int, L-27
 Mia—Griese (4-8-158) 1 TD, 1 Int, L-75

Rushing

Balt—McCauley (15-50), Nottingham (11-33)
 Mia—Kiick (18-66), Csonka (15-63)

Receiving

Balt—Hinton (6-98), Nottingham (4-26)
 Mia—Warfield (2-125), Twilley (2-33)

COLT ALUMNI

The following compilation of Colt alumni includes every player who has ever appeared in a Baltimore Colts Uniform during a regular season National Football League Game since 1953. Errors will be corrected if documented.

Coaches

Arnsperger, Bill—Miami (O.)	1964-69	McCulley, Pete—Louisiana Tech	1973-76
Ball, Herman—Davis-Elkins	1956-62	Miller, Red—Western Illinois	1971-72
Baughan, Maxie—Georgia Tech	1975-77	Molesworth, Keith—Monmouth	1953
Bielski, Dick—Maryland	1964-72, 77	Murphy, Russ—Davidson	1954
Boutselis, George—North Carolina	1975-77	Mutscheller, Jim—Notre Dame	1963
Boyd, Bob—Oklahoma	1969-72	Noll, Chuck—Dayton	1966-67
Bridgers, John—Auburn	1957-58	Pellington, Bill—Rutgers	1963
Bullough, Hank—Michigan State	1970-72	Richards, Ray—Nebraska	1953
Callahan, Ray—Kentucky	1973	Rymkus, Lou—Notre Dame	1970
Cumiskey, Frank—Ohio State	1954-56	Sandusky, John—Villanova	1959-72
Doll, Don—USC	1974	Schnellenberger, Howard— Kentucky	1973-74
Douglas, Otis—Wm. & Mary	1953	Setcik, George—Notre Dame	1973
Dovell, Whitey—Maryland	1975-77	Shaw, Bob—Ohio State	1957-58
Ewbank, Webb—Miami (O.)	1954-62	Shula, Don—John Carroll	1963-69
Franklin, Bobby—Mississippi	1973	Smith, Jerry—Wisconsin	1974-76
Hughes, Tom—Purdue	1955	Szymanski, Dick—Notre Dame	1974
Idzik, John—Maryland	1970-72	Thomas, Joe—Ohio Northern	1954, 74
Khayat, Ed—Tulane	1977	Voris, Dick—San Jose State	1973
Lauterbur, Frank—Mt. Union	1955-56, 74-77	Wasylik, Nick—Ohio State	1953
Marchetti, Gino—USF	1963	Winner, Charlie—Washington	1954-65
Marchibroda, Ted—St. Bonaventure	1975-77	Young, George—Bucknell	1970, 73
McCafferty, Don—Ohio State	1960-72		

Players

Agase, Alex (G) Illinois	1953	Colteryahn, Lloyd (E) Maryland	1954-56
Allen, Gerald (B) Omaha	1966	Colvin, Jim (T) Houston	1960-63
Alley, Don (F) Adams St.	1967	Conjar, Larry (B) Notre Dame	1969-70
Alston, Mack (TE) UMES	1977	Cook, Fred (DE) So. Mississippi	1974-77
Ameche, Alan (B) Wisconsin	1955-60	Cooke, Ed (E) Maryland	1959
Amman, Richard (DE) Florida State	1972-73	Coutre, Larry (B) Notre Dame	1953
Andrews, John (TE) Indiana	1973-74	Craddock, Nate (RB) Parsons	1963
Austin, Ocie (DB) Utah St.	1968-69	Cuozzo, Gary (QB) Virginia	1963-66
Averno, Sisto (G) Muhlenberg	1953-54	Curry, Bill (C) Georgia Tech	1967-72
Bailey, Jim (DT) Kansas	1970-74	Curtis, Mike (LB) Duke	1965-75
Baldwin, Bob (B) Clemson	1966-67	Curtis, Tom (DB) Michigan	1970-71
Ball, Sam (T) Kentucky	1966-70	Davidson, Cotton (DB) Baylor	1954, 57
Barnes, Mike (DE) Miami (Fla.)	1973-77	Davis, Milt (DB) UCLA	1957-60
Barwegen, Dick (G) Purdue	1953-54	Davis, Norman (G) Grambling	1967
Baylor, Tim (DB) Morgan State	1976-77	Davis, Ted (LB) Georgia Tech	1964-66
Berra, Tim (WR) Massachusetts	1974	DeCarlo, Art (E) Georgia	1957-60
Berry, Raymond (E) SMU	1955-67	DeBello, Jack (B) Miami (Fla.)	1953
Bertuca, Tony (LB) Chico State	1974	Dickel, Dan (LB) Iowa	1974-77
Beutler, Tom (LB) Toledo	1971	Diehl, John (T) Virginia	1961-64
Bielski, Dick (E) Maryland	1962-63	Domres, Marty (QB) Columbia	1972-75
Bighead, Jack (E) Pepperdine	1954	Donovan, Art (DT) Boston Coll.	1953-61
Blackwood, Lyle (S) TCU	1977	Doughty, Glenn (WR) Michigan	1972-77
Blandin, Ernie (T) Tulane	1953	Drougas, Tom (T) Oregon	1972-73
Blue, Forrest (C) Auburn	1975-77	Duncan, James (DB) Md. St.	1969-71
Bieick, Tom (B) Georgia	1956	Dunlap, Len (DB) N. Tex. St.	1971
Boyd, Bob (DB) Oklahoma	1960-68	Dunn, Perry Lee (RB) Mississippi	1969
Braase, Ordell (DE) S. Dakota	1957-68	Dupre, L. G. (RB) Baylor	1955-59
Brethauer, Monte (E) Oregon	1953, 55	Dutton, John (DE) Nebraska	1974-77
Brown, Barry (E) Florida	1966-67	Ecklund, Brad (C) Oregon	1953
Brown, Ed (QB) USF	1965	Edmunds, Randy (LB) Georgia Tech	1972
Brown, Ray (DB) Mississippi	1958-60	Edwards, Dan (E) Georgia	1953-54
Brown, Timmy (RB) Ball State	1968	Eggers, Dough (LB) S. Dakota St.	1954-57
Bryan, Walter (B) Texas Tech	1955	Ehrmann, Joe (DT) Syracuse	1973-77
Burkett, Jack (LB) Auburn	1961-66	Embree, Mel (E) Pepperdine	1953
Bulaich, Norm (RB) TCU	1970-72	Enke, Fred (QB) Arizona	1953-54
Call, Jack (B) Colgate	1957-58	Feagin, Wiley (G) Houston	1961-62
Campanella, Joe (T) Ohio St.	1953-57	Fearnster, Tom (T) Florida St.	1956
Campbell, John (LB) Minnesota	1969	Felts, Bob (B) Florida A&M	1965
Carr, Roger (WR) Louisiana Tech	1974-77	Fernandes, Ron (DE) Eastern Michigan	1976-77
Cheatham, Ernie (T) Loyola LA	1954	Finnin, Tom (DT) Detroit	1953-56
Cherry, Stan (LB) Morgan State	1973	Flowers, Bernie (E) Purdue	1956
Chester, Raymond (TE) Morgan State	1973-77	Flowers, Dick (B) Northwestern	1953
Cheyunski, Jim (LB) Syracuse	1975-76	Franklin, Willie (WR) Oklahoma	1972
Chrovich, Dick (T) Miami (O)	1955-56	Ganas, Rusty (DT) S. Carolina	1971
Clemens, Bob (B) Pitt	1962	Gardin, Ron (DB) Arizona	1970
Cogdill, Gail (E) Washington St.	1968	Gaubatz, Dennia (LB) LSU	1965-69
Cole, Terry (RB) Indiana	1968-69	George, Ed (T) Wake Forest	1975
Collett, Elmer (G) SF State	1973-77	Gilburg, Tom (T) Syracuse	1961-65

Ginn, Hubert (RB) Florida A&M	1973	Matusak, Marv (B) Tulsa	1959-61
Glick, Gary (B) Colo. A&M	1961	Mauck, Carl (LB) So. Illinois	1969
Goode, Tom (C) Mississippi St.	1970	Maxwell, Tom (B) Texas A&M	1969-70
Grant, Bob (LB) Wake Forest	1968-70	May, Ray (LB) USC	1970-72
Gregory, Ken (E) Whittier	1961	Mayo, Ron (TE) Morgan State	1974
Griffin, Wade (T) Mississippi	1977	McCauley, Don (RB) N. Carolina	1971-77
Griggs, Perry (KR) Troy State	1977	McHan, Lamar (QB) Arkansas	1961-63
Grimm, Dan (G) Colorado	1969	McMillan, Chuck (B) John Carroll	1954
Hall, Randy (CB) Idaho	1974, 76	McPhail, Buck (RB) Oklahoma	1953
Harness, Jim (B) Mississippi St.	1956	Memmelaar, Dale (G) Wyoming	1966-67
Harold, George (B) Allen	1966-67	Mendenhall, Ken (C) Oklahoma	1971-77
Harris, Wendell (DB) LSU	1962-65	Michaels, Lou (DE, K) Kentucky	1964-69
Harrison, Bob (B) Ohio U.	1961	Mildren, Jack (S) Oklahoma	1972-73
Havrilak, Sam (B) Bucknell	1969-73	Miller, Fred (DT) LSU	1963-72
Hawkins, Alex (B)		Mioduszewski, Ed (B) Wm. & Mary	1953
South Carolina	1955-65, 67-68	Mitchell, Lydell (RB) Penn State	1972-77
Haymond, Alvin (DB) Southern U.	1964-67	Mitchell, Tom (TE) Bucknell	1968-73
Hendricks, Ted (LB) Miami (Fla.)	1969-73	Mooney, Ed (LB) Texas Tech	1972-73
Hepburn, Lonnie (CB)		Moore, Henry (B) Arkansas	1957
Texas So.	1971-72	Moore, Lenny (RB) Penn State	1956-67
Hermann, John (B) UCLA	1956	Morrall, Earl (QB) Michigan St.	1968-71
Herosian, Brian (S) Connecticut	1973	Mosier, John (TE) Kansas	1972
Hill, Jerry (RB) Wyoming	1961, 63-70	Moss, Roland (RB, TE) Toledo	1969
Hilton, Roy (DE) Jackson St.	1965-73	Mumphord, Lloyd (CB) Texas So.	1975-77
Hinton, Chuck (DT) N. Carolina Col.	1972	Munsey, Nelson (CB) Wyoming	1972-77
Hinton, Ed (WR) Oklahoma	1969-72	Mutscheller, Jim (E) Notre Dame	1954-61
Hoaglin, Fred (C) Pitt.	1973	Myers, Bob (T) Ohio St.	1955
Horn, Dick (B) Stanford	1958	Myhra, Steve (LB, K) N. Dakota	1957-61
Huff, Ken (G) N. Carolina	1975-77	Neal, Dan (C) Kentucky	1973-74
Hugasian, Henry (B) Stanford	1955	Nelson, Andy (DB) Memphis St.	1957-63
Hunt, George (K) Tennessee	1973	Nelson, Dennis (T) Illinois State	1970-74
Huzvar, John (RB) Pitt.	1953-54	Nettles, Doug (CB) Vanderbilt	1974-77
Jackson, Ken (G) Texas	1953-57	Newsome, Billy (DE) Grambling	1970-72
James, Tommy (B) Ohio St.	1956	Nichols, Robbie (LB) Tulsa	1970-71
Jefferson, Roy (WR) Utah	1970	Nottingham, Don (RB)	
Johnson, Cornelius (G) Va. Union	1968-72	Kent State	1971-73
Johnson, Greg (DT) Florida State	1977	Novak, Ken (DT) Purdue	1976-77
Johnson, Marshall (WR) Houston	1975-77	Nowakcy, Bob (DE) Wash.	1948-50
Jones, Bert (QB) LSU	1973-77	Nowatzke, Tom (RB) Indiana	1970-72
Joyce, Don (DE) Tulane	1954-60	Nutter, Buzz (C) VPI	1954-60, 65
Kaczmarek, Mike (LB) Southern Ill.	1973	Nyers, Dick (B) Indiana Central	1956-57
Kalmanir, Tom (B) Nevada	1953	O'Brien, Jim (K, WR) Cincinnati	1970-72
Keane, Tom (DB) W. Virginia	1953-54	Oldham, Ray (S)	
Kennedy, Jimmie (TE) Colorado State	1975-77	Middle Tennessee State	1973-77
Kerkorian, Garry (QB)		Olds, Bill (RB) Nebraska	1973-75
Stanford	1954-56, 58	Orduna, Joe (RB) Nebraska	1974
Kern, Rex (DB) Ohio State	1971-73	Orr, Jimmy (E) Georgia	1961-70
Kirchiro, Bill (G) Maryland	1962	Owens, Luke (T) Kent St.	1957
Kirkland, Mike (QB) Arkansas	1976-77	Owens, R.C. (E) Coll. of Idaho	1962
Kirouac, Lou (T) Boston Coll.	1964	Parker, Jim (T, G) Ohio St.	1957-67
Koman, Bill (G) North Carolina	1956	Patera, Jack (LB) Oregon	1955-57
Kostelnik, Ron (T) Cincinnati	1969	Pear, Dave (DT) Washington	1975
Kovac, Ed (B) Cincinnati	1960	Pearson, Preston (RB) Illinois	1967-68
Krouse, Ray (DE) Maryland	1958	Pellington, Bill (LB) Rutgers	1953-64
Kunz, George (T) Notre Dame	1975-77	Pepper, Gene (G) Mississippi	1954
Laird, Bruce (DB)		Perkins, Ray (WR) Alabama	1967-71
American International	1972-77	Perry, Joe (RB) Compton	1961-62
Langas, Bob (E) Wayne	1954	Peterson, Gerald (T) Texas	1956
Lange, Bill (G) Dayton	1953	Petties, Neal (E) San Diego St.	1964-66
Larson, Lynn (T) Kansas St.	1971-72	Pittman, Charlie (RB) Penn St.	1971
Laskey, Bill (LB) Michigan	1971-72	Plunkett, Sherm (T) Md. St.	1958-60
Leaks, Roosevelt (RB) Texas	1975-77	Poole, Barney (E) Army, Mississippi	1953
Leberman, Bob (B) Syracuse	1954	Porter, Ron (LB) Idaho	1967-69
Lee, David (P) Louisiana Tech	1966-77	Pratt, Robert (G) N. Carolina	1974-77
Lee, Monte (C) Texas	1965	Preas, George (T) VPI	1955-65
Lee, Ron (RB) West Virginia	1976-77	Pricer, Billy (RB) Oklahoma	1957-60
Lesane, Jimmy (B) Virginia	1954	Pyle, Palmer (G) Michigan St.	1960-63
Lewis, Harold (B) Houston	1959	Radosevich, George (C) Pitt.	1954-56
Lewis, Joe (T) Compton	1961	Raiff, Jim (G) Dayton	1954
Linhart, Toni (K) Austria Tech	1974-77	Rechichar, Bert (DB, K) Tenn.	1953-59
Linne, Aubrey (E) TCU	1961	Reese, Guy (T) SMU	1964-65
Lipscomb, Gene (DT) Miller H. S.	1956-60	Renfro, Dean (B) N. Texas St.	1955
Little, Jack (T) Texas A&M	1953-54	Ressler, Glenn (G) Penn St.	1965-74
Lockett, J.W. (B) Okla. Central	1963	Rhodes, Danny (LB) Arkansas	1974
Logan, Jerry (DB) W. Texas State	1963-72	Richardson, Jerry (E) Wofford	1959-60
Looney, Joe (DB) Oklahoma	1964	Richardson, Willie (WR)	
Lorick, Tony (RB) Arizona St.	1964-67	Jackson St.	1963-69, 71
Luce, Derrel (LB) Baylor	1975-77	Riley, Butch (LB) Texas A&I	1969
Lyles, Lenny (DB) Louisville	1958, 61-69	Robinson, Chas. (G) Morgan State	1954
Mackey, Dee (E) E. Texas St.	1961-62	Robinson, Glenn (DE) Oklahoma St.	1975
Mackey, John (TE) Syracuse	1963-72	Rudnick, Tim (DB) Notre Dame	1974
MacLeod, Tom (LB) Minnesota	1974-77	Salter, Bryant (DB) Pittsburgh	1976
Maitland, Jack (RB) Williams	1970	Sample, John (DB) Maryland St.	1958-60
Maples, Butch (C) Baylor	1963	Sandusky, Alex (G) Clarion	1954-66
Marchetti, Gino (DE) USF	1953-64, 66	Sanford, Leo (C) Louisiana Tech	1958
Martin, Jim (K) Notre Dame	1963	Satterwhite, Howard (WR-KR)	
Matte, Tom (RB) Ohio St.	1961-72	Sam Houston State	1977

Saul, Bill (LB) Penn St.	1962-63
Schmiesing, Joe (DT-DE) New Mexico State	1973
Scott, Freddie (WR) Amherst	1974-77
Sharkey, Ed (G) Duke, Nevada	1953
Shaw, George (QB) Oregon	1955-58
Sherer, Dave (E) SMU	1959
Shields, Burrell (B) John Carroll	1955
Shields, Lebron (G) Tennessee	1960
Shinners, John (G) Xavier	1972
Shinnick, Don (LB) UCLA	1957-68
Shiver, Sanders (LB) Carson-Newman	1976-77
Shlapak, Boris (K) Michigan St.	1972
Shula, Don (DB) John Carroll	1953-56
Simonini, Ed (LB) Texas A&M	1976-77
Simonson, Dave (T) Minnesota	1974
Simpson, Jack (B) Florida	1958-60
Smith, Billy Ray (T) Arkansas	1961-70
Smith, Bubba (DE) Michigan St.	1967-71
Smith, Ollie (WR) Tennessee State	1973-74
Smith, Zeke (LB) Auburn	1960
Smolinski, Mark (B) Wyoming	1961-62
Sommers, Mike (RB) Geo. Washington	1959-61
Speyrer, Cotton (WR) Texas	1972-74
Spinney, Art (G) Boston Coll.	1953-60
Stevens, Howard (RB) Louisville	1975-77
Stone, Avatus (B) Syracuse	1958
Stonebreaker, Steve (LB) Detroit	1964-66
Strofolino, Mike (LB) Villanova	1965
Stukes, Charles (DB) Md. St.	1967-72
Stynchula, Andy (T) Penn St.	1966-67
Sullivan, Dan (G, T) Boston College	1962-72

Szymanski, Dick (C, LB) Notre Dame	1955, 57-68
Taliaferro, George (B) Indiana	1953-54
Taseff, Carl (B) John Carroll	1953-61
Taylor, David (T) Catawba	1973-77
Thomas, Jesse (B) Michigan St.	1955-57
Thompson, Don (DE) Richmond	1962-63
Thompson, Norm (DB) Utah	1977
Thompson, Ricky (WR) Baylor	1976-77
Thurston, Fred (G) Valparaiso	1958
Toth, Zollie (RB) LSU	1953-54
Troup, Bill (QB) S. Carolina	1974, 76-77
Turner, Bake (E) Texas Tech.	1962
Unitas, John (QB) Louisville	1956-72
Van Duyne, Bob (G) Idaho	1974-77
Varty, Mike (LB) Northwestern	1975
Vessels, Billy (RB) Oklahoma	1956
Vogel, Bob (T) Ohio St.	1963-72
Volk, Rick (DB) Michigan	1967-75
Wallace, Jackie (S) Arizona	1975-76
Ward, Jim (QB) Gettysburg	1967-69
Welch, Jim (B) SMU	1960-67
White, Bob (B) Stanford	1955
White, Stan (LB) Ohio State	1972-77
Williams, John (G) Minnesota	1969-71
Williams, Steve (DT) Western Car.	1974
Wilson, Butch (E) Alabama	1963-67
Windauer, Bill (DT) Iowa	1973-74
Wingate, Elmer (E) Maryland	1953
Winkler, Jim (T) Texas A&M	1953
Womble, Royce (RB) N. Texas State	1954-57
Wright, George (DT) Houston	1970-71
Yohn, Dave (C) Gettysburg	1962
Young, Buddy (B) Illinois	1953-55
Young, Dick (B) Chattanooga	1955-56

The following players and coaches were members of the Baltimore Colts teams that played in the All American Football Conference and then in the NFL during the 1947-1950 seasons.

Coaches

Campofreda, Nick—W. Md.	1947
Konkright, Bill—Oklahoma	1949
Crow, Clem—Notre Dame	1950
Defilippo, Lou—Fordham	1948
Driskill, Walter—Colorado	1949
Edmonds, Don—Indiana	1947
Hewlett, Andy—Davidson	1947
Hunt, Joel—Texas A&M	1947

Isbell, Cecil—Purdue	1947-49
Michalske, Mike—Penn State	1949
Milner, Wayne—Notre Dame	1950
O'Rourke, Chas.—Boston College	1949
Pirro, Rocco—Catholic U.	1950
Stidham, Tom—Haskell	1947-48
Taylor, John—Ohio State	1947

Players

Akins, Frank (B) Wash. St.	1947
Artoo, Lee (T) Santa Clara Calif.	1948
Barwegen, Dick (G) Purdue	1948-49
Baumgartner, Bill (E) Minn.	1947
Bechotol, Hub (E) Texas	1947-49
Benson, Warren (C) Minn.	1949
Berezney, Pete (T) Notre Dame	1948
Black, John (B) Miss. St.	1947
Blanda, George (QB) Kentucky	1950
Blandin, Ernie (T) Tulane	1948-50
Blount, Lamar (E) Miss. St.	1947
Brown, Hardy (LB) Tulsa	1950
Buksar, George (B) Purdue, USF	1950
Burk, Adrian (QB) Baylor	1950
Campbell, Leon (B) Arkansas	1950
Case, Ernie (B) UCLA	1947
Castiglia, Jim (B) Georgetown	1947
Coleman, Herb (C) Notre Dame	1948
Collins, Albin (B) LSU	1950
Colo, Don (T) Brown	1950
Cooper, Ken (C) Vanderbilt	1949-50
Corley, Elbert (C) Miss. St.	1948
Cowan, Bob (C) Indiana	1949
Crisler, Hal (E) San Jose St.	1950
Cure, Armand (B) Rhode Isl.	1947
Davis, Lamar (E) Ga. Tech.	1947-49
Dellerba, Spiro (B) Ohio St.	1948-49
Donovan, Art (DT) Boston College	1950
Dudish, Andy (B) Georgia	1947
Faunce, Everett (B) Minn.	1949
Filchock, Frank (B) Indiana	1950

Fletcher, Oliver (E) USC	1950
Fowler, Aubrey (B) Arkansas	1948
French, Barry (G) Purdue	1947-50
Galvin, John (B) Purdue	1947
Gambino, Lucien (B) Md.	1948-49
Garrett, Bill (G) Miss. St.	1948-49
Getchell, Gorham (E) Temple	1947
Gillory, Byron (B) Texas	1949
Grain, Ed (G) Penn.	1947-48
Graves, George (G) Marquette	1948
Grossman, Rex (B) Indiana	1948-50
Handley, Dick (C) Fresno St.	1947
Hekkers, George (T) Wisc.	1947
Hillenbrand, Bill (B) Indiana	1947-48
Jagade, Harry (B) Indiana	1949
Jenkins, Jon (T) Dartmouth	1949-50
Jensen, Bob (E) Iowa St.	1950
Jones, Ralph (E) Alabama	1947
Kasap, Mike (T) III, & Purdue	1947
Kelley, Bob (B) Notre Dame	1949
King, Ed (G) Boston College	1950
Kingery, Wayne (B) LSU	1949
Kissell, Vito (B) Holy Cross	1950
Klug, Al (T) Marquette	1947-48
Kodba, Joe (C) Purdue	1947
Konetsky, Floyd (E) Florida	1947
Ladrigan, Jim (T) Holy Cross-Dartmouth	1947
Leicht, Jake (B) Oregon	1948-49
Leonard, Bill (E) Notre Dame	1949
Lio, Augie (G) Georgetown	1947
Livingston, Bob (B) Notre Dame	1950

Madar, Elmer (E) Michigan	1947
Maggioli, Achille (B) Notre Dame	1950
Marino, Vic (G) Ohio St.	1947
Maves, Earl (B) Wisconsin	1948
Mayne, Lew (B) Texas	1948
Mazzanti, Gino (B) Arkansas	1950
McCormick, Len (C) Baylor	1948
Mellus, John (T) Villanova	1947-49
Mertes, Bus (B) Iowa	1947-48
Meyer, Gil (E) Wake Forest	1947
Mobley, Ruby (B) Hardin-Simmons	1947
Murray, Earl (G) Purdue	1950
Mutryn, Chet (B) Xavier	1950
Nelson, Bob (C) Baylor	1950
Nemeth, Steve (B) Notre Dame	1947
Nolander, Don (C) Minnesota	1947
North, John (E) Vanderbilt	1948-50
Nowaskey, Bob (DE) Wash.	1948-50
Oristaglio, Bob (E) Penn	1950
O'Rourke, Chas. (B) Boston College	1948-49
Owens, Jim (E) Oklahoma	1950
Page, Paul (B) SMU	1949
Perina, Bob (B) Princeton	1950
Perpich, George (T) Georgetown	1947
Pfohl, Bob (B) Purdue	1948-49
Phillips, Mike (C) W. Md.	1947
Poole, Oliver (E) Mississippi	1948
Prewitt, Felto (C) Tulsa	1949
Rich, Herb (B) Vanderbilt	1950

Ruthstrom, Ralph (B) SMU	1949
Salata, Paul (E) USC	1950
Schweder, John (G) Penn.	1950
Schwenk, Bud (B) Wash. U.	1947
Sidorik, Alex (T) Miss. St.	1948-49
Sigurdson, Sig (E) Lutheran	1947
Simmons, Jack (G) Detroit	1948
Sinkwich, Frank (B) Georgia	1947
Smith, Joe (E) Texas Tech	1948
Spaniel, Frank (B) Notre Dame	1950
Spavital, Jim (B) Okla. A&M	1950
Spinney, Art (G) Boston College	1950
Spruill, Jim (T) Rice	1948-49
Stewart, Ralph (C) Missouri-N.D.	1948
Stone, Bill (B) Bradley	1949-50
Sylvester, John (B) Temple	1948
Terrell, Ray (B) Mississippi	1947
Tilman, Alonzo (C) Oklahoma	1949
Tittle, Y. A. (QB) LSU	1948-50
Trebotich, Ivan (B) St. Mary's	1947
Vacanti, Sam (B) Nebraska	1948-49
Vardian, John (B) Ft. Pierce	1947-48
Wedemeyer, Herman (B) St. Mary's	1949
Williams, Joel (C) Texas	1950
Williams, Windell (E) Rice	1948
Wright, John (B) Maryland	1947
Yokas, Frank (G) Great Lakes NTS	1947
Zalejski, Ernie (B) Notre Dame	1950
Zorich, George (G) Northwestern	1947



Alan Ameche



Lenny Lyles



Fred Enke



Sisto Averno



L.G. Dupre



Gene "Big Daddy" Lipscomb

THE COLT DRAFT STORY

COLT FIRST ROUND DRAFT CHOICES

- | | |
|--|--|
| <p>1953—Billy Vessels, HB, Oklahoma
 1954—Cotton Davidson, QB, Baylor
 1955—George Shaw, QB, Oregon
 (bonus)
 Alan Ameche, FB, Wisconsin
 1956—Lenny Moore, HB, Penn State
 1957—Jim Parker, T, Ohio State
 1958—Lenny Lyles, HB, Louisville
 1959—Jackie Burkett, C-LB, Auburn
 1960—Ron Mix, T, Southern Cal
 1961—Tom Matte, HB, Ohio State
 1962—Wendell Harris, HB, LSU
 1963—Bob Vogel, T, Ohio State
 1964—Marv Woodson, HB, Indiana
 1965—Mike Curtis, FB-LB, Duke
 1966—Sam Ball, T, Kentucky</p> | <p>1967—Bubba Smith, T, Michigan State
 Jim Detwilder, RB, Michigan
 1968—John Williams, G, Minnesota
 1969—Eddie Hinton, FI, Oklahoma
 1970—Norm Bulaich, RB, TCU
 1971—Don McCauley, RB,
 North Carolina
 Leonard Dunlap, DB, N. Texas St.
 1972—Tom Drougas, T, Oregon
 1973—Bert Jones, QB, LSU
 1974—John Dutton, DE, Nebraska
 Roger Carr, WR, Louisiana Tech
 1975—Ken Huff, G, North Carolina
 1976—Ken Novak, DT, Purdue
 1977—Randy Burke, WR, Kentucky
 1978—Reese McCall, TE, Auburn</p> |
|--|--|

1953

- 1—Billy Vessels, HB, Oklahoma; 2—Bernie Flowers, E, Purdue; 3—Buck McPhail, FB, Oklahoma; 4—Tom Catlin, C, Oklahoma; 5—Jack Little, T, Texas A&M; 6—Jim Sears, HB, USC; 7—Bill Athey, G, Baylor; 8—Jim Prewett, T, Tulsa; 9—Bob Blair, TE, TCU; 10—John Cole, HB, Arkansas; 11—Gene Rossi, HB, Cincinnati; 12—Kaye Vaughn, G, Tulsa; 13—Bobby Moorhead, HB, Georgia Tech; 14—Frank Continetti, G, George Washington; 15—Buddy Sutton, HB, Arkansas; 16—Jim Currin, E, Dayton; 17—George Rambour, T, Dartmouth; 18—LeRoy Labat, HB, LSU; 19—Bill Powell, HB, California; 20—Pete Russo, T, Indiana; 21—Frank Kirby, T, Bucknell; 22—Merlin Gish, C, Kansas; 23—Mike Housepian, G, Tulane; 24—Monte Brethauer, E, Oregon; 25—Joe Szombathy, E, Syracuse; 26—Scott Prescott, C, Minnesota; 27—Ray Graves, HB, Texas A&M; 28—Joe Sabol, HB, UCLA; 29—Jack Alessandrini, G, Notre Dame; 30—Tom Roche, T, Northwestern; 31—Gern Nagler, E, Boston College; 32—Richard Batten, T, Col of Pacific; 33—Elmer Willhoite, G, USC.

1954

- 1—Cotton Davidson, QB, Baylor; 2—Larry Grigg, B, Oklahoma U.; 4—Thomas Allman, B, W. Virginia; 5—Don Ellis, B, Texas A&M; 7—Glenn Turner, B, Georgia Tech; 8—Dennis McCotter, G, Detroit U.; 9—Robert Adams, G, Shippensburg St. Tchrs.; 10—Robert Schoonmaker, B, Missouri; 11—Robert Leberman, B, Syracuse; 12—Donald Chelf, T, Iowa; 13—David McMillan, B, John Carroll; 14—Ordell Braase, T, S. Dakota State; 15—Joseph D'Agostino, G, Florida U.; 16—Alex Sandusky, C, Clarion St. Tchrs.; 17—Thomas Adkins, C, Kentucky; 18—Richard Shinault, B, Texas Western; 19—Charles Wenzlau, C, Miami (Ohio); 20—Raymond Berry, E, S.M.U.; 21—Robert Lade, G, Nebraska St. Tchrs.; 22—Robert Meyer, T, Ohio State; 23—Leon Hardeman, B, Georgia Tech; 24—Donald Kerlin, B, Concordia; 25—Pepper Rodgers, B, Georgia Tech; 26—Jesus Esparza, T, New Mexico A&M; 27—William Sennett, C, Georgia Tech; 28—Raymond Ecstrom, C, Westminster; 29—Claude Taliaferro, B, Illinois; 30—Patrick Abruzzi, B, Rhode Island.

1955

- Bonus Pick—George Shaw, QB, Oregon; 1—Alan Ameche, B, Wisconsin; 2—Richard Szymanski, C, Notre Dame; 3—L. G. Dupre, B, Baylor; 5—George Preas, G, V.P.I.; 6—Leo Lewis, B, Lincoln University (Missouri); 7—Frank McDonald, C, Miami (Florida); 8—Dale Meinert, G, Oklahoma A&M; 9—Walter Bryan, B, Texas Tech; 11—Emil Radik, B, Omaha; 12—Dick Cherovich, T, Miami (Ohio); 13—Pat Abbruzzi, B, Rhode Island; 14—John Lee, B, Georgia Tech; 15—Gerald Peterson, T, Texas; 16—Dick Laswell, T, T.C.U.; 17—Wesley Clark, T, Mississippi Southern; 18—Charles Shepherd, B, North Texas State; 19—James Cobb, T, Abilene Christian; 20—Charles Cianciola, C, Lawrence College; 21—Nick Manych, C, Michigan State Normal; 22—Jerry Welch, B, South Dakota State; 23—Dick McNamara, B, Minnesota; 24—Alex Esquivel, B, Mexico City College (Mexico); 25—Richard Grann, T, Rhode Island; 26—Marion Minker, T, Bucknell; 27—James Locke, T, V.P.I.; 28—Robert Myers, T, Ohio State; 29—Bill Waters, T, Austin College; Draft Choices acquired through trades—William Evans, G, Miami (Ohio) (Traded by New York); Jack Patera, G, Oregon (Traded by New York).

1956

1—Lenny Moore, HB, Penn State; 2—Dick Donlin, E. Hamline; 3—Bob Pascal, HB, Duke; 4—B. C. Inabinet, T, Clemson; 5—Herb Gray, E, Texas; 6—Dan Schmidt, HB, Texas Tech; 7—Bill Waters, T, Austin; 8—Bill Koman, G, North Carolina; 9—John Lewis, E, Michigan State; 10—Gene Scott, HB, Centre; 11—Dennis Shaw, E, N. Texas State; 12—Steve Myhra, G, North Dakota; 13—Jack Hill, HB, Utah State; 14—Ted Schwanger, HB, Tennessee Poly; 15—John Polzer, LB, Virginia; 16—Gene Hendrix, HB, Drake; 17—Bill Dannenhauer, E, Emporia; 18—Earl Looman, G, Stetson; 19—Bob Fyvie, T, Lafayette; 20—Bob Hill, FB, Jackson; 21—Jim Harness, HB, Mississippi State; 22—Pat Del Vicaro, G, Mississippi Southern; 23—Al Stephenson, T, Idaho State; 24—Bobby Fox, HB, E, Texas State; 25—Bradley Mills, HB, Kentucky; 26—Jim Lohr, G, S. E. Missouri; 27—Herb Hartwell, HB, Virginia; 28—John Shearer, QB, Shepherd; 29—Jim Rusher, E, Kansas State; 30—Terry Sweeney, HB, Middle Tenn. State.

1957

1—Jim Parker, T, Ohio State; 2—Don Shinnick, LB, UCLA; 3—Luke Owens, T, Kent State; 4—Jackie Simpson, HB, Florida; 5—Ron Underwood, HB, Arkansas; 6—Billy Pricer, FB, Oklahoma; 7—Reuben Saage, HB, Baylor; 8—Jack Harmon, HB, East Oregon State; 9—Robert White, T, Otterbein; 10—Joe Grisham, E, Austin Peay; 11—Andy Nelson, QB, Memphis State; 12—Don Simonic, T, Tennessee Poly; 13—John Call, HB, Colgate; 14—Joe Guido, HB, Youngstown; 15—Hall Whitley, C, Texas A. & I.; 16—Joe Cannavino, HB, Ohio State (In trade for fullback Charles Shepard); 17—Ed Praelock, T, Kansas; 18—Dan Wisniewski, G, Pittsburgh; 19—Jim Villa, HB, Allegheny; 20—Charles Frochle, T, St. John's of Minn.; 21—Walt Livingstone, HB, Heidelberg; 22—Owen Mulholland, HB, Houston; 23—Chet Van Atta, LB, Kansas; 24—Connie Baird, E, Hardin-Simmons; 25—Harwood Hoeft, E, South Dakota State; 26—Harlon Geach, T, College of Idaho; 27—Joe Unitas, T, Louisville; 28—Len DeMalon, LB, St. Vincent's of Pennsylvania; 29—Walt Schneider, T, Colorado; 30—Bob Rasmussen, G, Minnesota; 31—Bob Bailey, E, Thiel.

1958

1—Leonard Lyles, HB, Louisville; 2—Bob Stransky, HB, Colorado; 3—Joe Nicely, G, West Virginia; 4—Les Walters, E, Penn State; 5—Raymond Brown, QB-HB, Mississippi; Bob Taylor, E, Vanderbilt; 7—John Sample, HB, Maryland State (In trade from Pittsburgh); John Diehl, T, Virginia; 8—Floyd Peters, G, San Francisco State; 9—Harold Bullard, FB, Lenoir Rhyne; 10—Ray Schamber, HB, South Dakota; 11—Bobby Jordon, HB, V. M. I.; 12—Tommy Addison, T, South Carolina; 13—Jerry Richardson, E, Wofford; 14—Ken Hall, HB-FB, Texas A. & M.; 15—Les Carney, HB, Ohio; 16—Arch Matsos, G-LB, Michigan State; 17—James Reese, QB, Minnesota; 18—Dale Lloyd, C, Georgia; 19—Tim Murnen, G, Bowling Green; 20—Tom Forrestal, QB, Navy; 21—Jim Faulk, HB, Texas Christian; 22—Bob McKee, E, Monmouth; 23—Phil Parslow, HB, UCLA; 24—Bobby Sandlin, HB, Tennessee; 25—Jim Roundtree, HB, Florida; 26—Bob Grimes, G, Central Michigan; 27—George Dintiman, HB, Lock Haven Teachers; 28—Jim Murphy, T, East Tennessee State Teachers; 29—Doug Padgett, E, Duke; 30—Gary Lund, G, Utah State.

1959

1—Jackie Burkett, C, LB, Auburn; 2—Dave Sherer, E, S.M.U.; 3—Traded to Detroit for Ray Krouse; 4—Zeke Smith, G, LB, Auburn; 5—Hanson Churchwell, G, LB, Mississippi; 6—Palmer Pyle, T, Michigan State; 7—Harold Lewis, HB, Houston; 8—Tom Coffey, HB, West Texas State; 9—Tom Brown, G, Minnesota; 10—Don Stewart, E, S.M.U.; 11—Tom Stephens, HB, Syracuse; 12—Richard Wood, QB, Auburn; 13—Rudy Smith, G-T, Mississippi; 14—Ferdie Burket, HB, Southeastern Oklahoma; 15—Ted Foret, T, Auburn; 16—Morris Keller, T, Clemson; 17—Leroy Bergen, T, South Dakota State; 18—Opie Bandy, E-LB, Tulsa; 19—Milton Crain, C-LB, Mississippi; 20—Paul Balonick, C-LB, North Carolina State; 21—John Hernstein, FB, Michigan; 22—Lonny Leatherman, T, T.C.U.; 23—Bob Davis, HB, Houston; 24—Bob Nonogratz, G-LB, Army; 25—Ed Kieffer, HB, Syracuse; 26—Rene Lorio, HB, Mississippi Southern; 27—Thurman Terry, T, Rice University; 28—Fred Long, FB, Iowa; 29—Perry McGriff, E, Florida; 30—Blair Weese, FB, West Virginia Tech.

1960

1—Ron Mix, T, U.S.C.; 2—Don Floyd, T, T.C.U.; 2—Marvin Terrell, G, Mississippi (selection obtained in trade with New York for George Shaw); 3—Jim Welch, HB, S.M.U.; 4—Geerhard Schwedes, HB, Syracuse; 5—Marvin Laster, HB, T.C.U.; 6—Al Bansavage, G, U.S.C.; 7—Harry Beabout, T, Purdue; 8—Jim Colvin, T, Houston; 9—Bob Hall, T, Kent State; 9A—Don Perkins, HB, New Mexico (selection obtained in trade with Philadelphia for Jimmy Carr); 10—Ernest Barnes, C, North Carolina College; 10A—Bobby Boyd, QB, Oklahoma (selection obtained in trade with Washington for Hanson Churchwell); 11—Bob Wehking, C, Florida; 12—Bill Bucek, HB, Rice; 13—Jim Nemeth, C, South Carolina; 14—Dale Johannson, T, Augustana College; 15—Larry Grantham, E, Mississippi; 16—George Boynton, HB, East Texas State; 17—Jim Beaver, T, Florida; 18—Dan Sheeham, T, Chattanooga; 19—Bill Carpenter, E, Army; 20—Bob Hogue, T, Shepherd.

1961

1—Tom Matte, HB, Ohio State; 2—Tom Gilburg, T, Syracuse; 3—Jerry Hill, HB, Wyoming; 4—Ken Gregory, E, Whittier; 5—Ron Osborne, T, Clemson; 5A—Ed Dyas, FB, Auburn; 6—Don Kern, HB, V.M.I.; 7—Ike Grimsley, HB, Michigan State; 8—Paul Terhes, QB, Bucknell; 9—Pete Nicklas, T, Baylor; 10—Bob Clemens, HB, Pitt; 11—Ralph White, T, Bowling Green; 12—Dick Reynolds, T, North Carolina State; 13—Dallas Garber, FB, Marietta; 14—Bob Hunt, T, S.M.U.; 15—E. A. Sims, E, New Mexico State; 16—Tom Weisner, Wisconsin; 17—Steve Jastrzembski, E, Pitt; 18—Wilson Allison, T, Baylor; 19—Joe Novsek, T, Tulsa; 20—Al Kimbrough, HB, Northwestern.

1962

1—Wendell Harris, HB, Louisiana State; 2—Bill Saul, LB, Penn State; 3—Dan Sullivan, T, Boston College; 4—Jim Dillard, HB, Oklahoma State; 5—Jerry Croft, G, Bowling Green; 6—traded to Green Bay; 7—Fred Miller, T, Louisiana State (future); 8—Pete Brokaw, HB, Syracuse; 9—Roy Walker, FB, Purdue; 9A—Walt Rappold, QB, Duke; 10—Fred Moore, T, Memphis State; 11—Scott Tyler, HB, Miami, Ohio; 12—Bake Turner, HB, Texas Tech; 13—Charles Holmes, FB, Maryland State; 14—Stinson Jones, HB, V.M.I.; 15—Joe Monte, G, Furman; 16—Ray Abruzzese, HB, Alabama; 17—Bill Knocke, HB, Fresno State; 18—Mel Rideout, QB, Richmond; 19—Fred Gillett, HB, Los Angeles State; 20—Herm McKee, HB, Washington State.

1963

1—Bob Vogel, T, Ohio State; 2—John Mackey, E-HB, Syracuse; 2A—Butch Wilson, FB, Alabama; 3—Traded to St. Louis; 4—Jerry Logan, HB, West Texas State; 4A—Harlow Fullwood, T, Virginia Union; 5—Bill Ventura, E, Richmond; 6—Jerry Cook, HB, Texas; 7—Willie Richardson, E, Jackson State; 8—Dave Hayes, FB, Penn State; 9—Don Trull, QB, Baylor; 10—Bill Siekierski, G, Missouri; 11—Winston Hill, T, Texas Southern; 12—Butch Maples, C, Baylor; 13—Paul Watters, T, Miami, Ohio; 14—Neil Petties, E, San Diego State; 15—Leon Mavity, HB, Colorado; 16—Dick Quast, E, Memphis State; 17—Kern Carson, HB, San Diego State; 18—Luther Woodruff, T, North Carolina A & T; 19—Steve Berzansky, FB, West Virginia; 20—D. L. Hurd, E, San Francisco State.

1964

1—Marv Woodson, HB, Indiana; 2—Tony Lorick, HB, Arizona State; 3—Traded to Green Bay; 4—Ted Davis, LB, Georgia Tech; 5—Ed Lothamer, T, Michigan State; 6—Jim Mazurek, T, Syracuse; 7—Ken Sugarman, T, Whitworth; 8—John Williamson, LB, Louisiana Tech; 9—Vince Turner, HB, Missouri; 10—Traded to Detroit; 11—John Paglio, T, Syracuse; 12—Ken Graham, HB, Washington State; 13—Charlie Parker, T, Southern Mississippi; 14—John Case, E, Clemson; 15—Larry Kramer, T, Nebraska; 16—Roger Lopes, FB, Michigan State; 17—Don Green, HB, Susquehanna; 18—Alvin Haymond, HB, Southern U; 19—Owen Dejanovich, T, Arizona State (Flagstaff); 20—John Butler, FB, San Diego State.

1965

1—Mike Curtis, FB-LB, Duke; 2—Ralph Neely, T, Oklahoma; 3—Traded to San Francisco; 3A—Glenn Ressler, G, Penn State (from Vikings); 4—Dave Johnson, HB, San Jose State; 4A—Martin Schottenheimer, LB, Pitt (from Redskins); 5—John McGuire, E, Syracuse; 6—Al Atkinson, T, Villanova; 6A—Bob Felts, HB, Florida A&M (from Giants); 7—John Kolocek, T, Corpus Christi; 8—Roosevelt Davis, T, Tennessee A&I; 9—Tom Bleick, HB, Georgia Tech; 10—George Harold, HB, Allen U; 11—Lamar Richardson, E, Fisk U; 12—Ted Radosovich, G, Cincinnati; 13—Bruce Airheart, HB, North Dakota State; 14—Jerry Fishman, LB, Maryland; 15—Roy Hilton, E, Jackson State; 16—Steve Tensi, QB, Florida State; 17—Rick Reichardt, E, Wisconsin; 18—Charley King, HB, Purdue; 19—Barry Brown, E-LB, Florida; 20—George Haffner, QB, McNeese State; Raymond Johnson, C, Prairie View (from Washington).

1966

1—Sam Ball, T, Kentucky; 2—Butch Allison, G, Missouri; 3—Rick Kestner, E, Kentucky; 4—Rod Sherman, FL, Southern California (from Cowboys); 4A—Hoyle Granger, FB, Mississippi State; 5—Traded to Cowboys; 6—Stas Moliszewski, LB, Princeton; 7—Dave Ellis, T, North Carolina State (from 49ers); 7A—Ray Perkins, FL, Alabama; 8—Gerald Allen, HB, Omaha (from Vikings); 8A—Jack White, QB, Penn State; 9—Gerald Gross, HB, Auburn; 10—Claude Brownlee, DE, Benedict; 11—Eric Crabtree, HB, Pittsburgh; 12—Jim Carter, G, Tennessee A&I; 13—Bob Hadrick, E, Purdue; 14—Jim Ward, QB, Gettysburg; 15—Lee Garner, LB, Mississippi; 16—Rod Steward, E, Duke; 17—Randy Matson, T, Texas A&M (found ineligible for drafting); 18—Ed Toner, T, Massachusetts; 19—Ken Duke, FB, Morgan State; 20—Tom Carr, T, Morgan State.

1967

1—Bubba Smith, DE, Michigan State (from Saints); 1A—Jim Detwiler, HB, Michigan; 2—Rick Volk, DB, Michigan; 3—Norman Davis, G, Grambling (from Saints); 3A—Leon Ward, LB, Oklahoma State; 4—Charles Stukes, DB, Maryland State; 5—Ron Porter, LB, Idaho (from Falcons); 6—Terry Southall, QB, Baylor; 7—Bo Rein, FL, Ohio State; 8—Lee Anderson, DT, Bishop (from Cardinals); 8A—Cornelius Johnson, T, Virginia Union; 9—Ron Kirkland, HB, Nebraska; 10—Leigh Gilbert, FB, Northern Illinois; 11—Herman Reid, T, St. Augustine's; 12—Preston Pearson, DB, Illinois (from Steelers); 12A—J. B. Christian, G, Oklahoma State; 13—Marc Allen, DT, West Texas State; 14—Pat Conley, LB, Purdue; 15—Bob Wade, DB, Morgan State; 16—Don Alley, FL, Adams State; 17—Traded to Saints.

1968

1—John Williams, T, Minnesota; 2—Bob Grant, LB, Wake Forest; 3—Rich O'Hara, E, Northern Arizona; 4—James Duncan, DB, Maryland State; 5—Paul Elzey, LB, Toledo; 6—Traded to Atlanta; 7—Anthony Andrews, HB, Hampton Institute; 8—Tommy Davis, DT, Tennessee A&I; 9—Terry Cole, FB, Indiana; 10—Ocie Austin, DB, Utah State; 10A—Ed Tomlin, FB, Hampton Institute; 11—Bill Pickens, G, Houston; 12—James Jackson, DT, Jackson State; 13—Howie Tennebar, G, Kent State; 14—Charles Mitchell, TE, Alabama State; 15—Jeff Beaver, QB, North Carolina; 16—Walt Blackledge, FL, San Jose State; 17—Ray Pederson, G, State College of Iowa.

1969

1—Ed Hinton, FL, Oklahoma; 2—Ted Hendricks, LB, Miami; 2A—Tom Maxwell, DB, Texas A&M; 3—Dennis Nelson, T, Illinois State; 4—Jackie Stewart, FB, Texas Tech; 5—King Dunlap, DT, Tenn. A&I; 6—Bill Fortier, G, Louisiana State; 7—Gary Fleming, LB, Stanford; 7A—Roland Moss, RB, Toledo; 8—Sam Havrilak, DB, Bucknell; 9—George Wright, DT, Sam Houston; 9A—Larry Good, QB, Georgia Tech; 10—Marion Griffin, TE, Purdue; 11—Ken Delaney, T, Akron; 12—Butch Riley, LB, Texas A&I; 13—Carl Mauck, LB, So. Ill.; 14—Dave Bartelt, LB, Colorado; 15—George Thompson, DB, Marquette; 16—Jim McMillan, FL, The Citadel; 17—Joe Cowan, FL, Johns Hopkins.

1970

1—Norm Bulaich, RB, TCU; 2—Jim Bailey, DT, Kansas; 3—Jim O'Brien, K-WR Cincinnati; 3A—Ara Person, TE, Morgan State; 4—Steve Smear, DT, Penn State; 5—Billy Newsome, DE, Grambling; 6—Ron Gardin, FL, Arizona; 7—Gordon Slade, QB, Davidson; 8—Bob Bouley, T, Boston College; 9—Barney Harris, CB, Texas A&M; 10—Dick Palmer, LB, Kentucky; 11—George Edwards, RB, Fairmont St. (W. Va.); 12—Don Burrell, FL, Angelo St.; 13—Dave Polak, LB, Bowling Green; 14—Tom Curtis, S, Michigan; 15—Phillip Gary, DE, Kentucky State; 16—Jack Maitland, RB, Williams; 17—Alvin Pearman, RB, Colgate.

1971

1—Don McCauley, RB, North Carolina (awarded from Miami); 1A—Leonard Dunlap, DB, North Texas State; 2—Bill Atessis, DT, Texas; 3—Karl Douglas, QB, Texas A&I; 4—Traded to Pittsburgh; 5—John Andrews, TE, Indiana; 6—Ken Frith, DT, Northeast Louisiana; 7—Gordon Bowdell, WR, Michigan State; 8—Willie Bogan, DB, Dartmouth; 9—Bill Burnett, RB, Arkansas; 10—Rex Kern, QB, Ohio State; 11—Dave Jones, LB, Baylor; 12—Bob Wuensch, T, Texas (from Pittsburgh); 12A—Bill Triplett, WR, Michigan State; 13—Tom Neville, LB, Yale; 14—Mike Mikolayunas, RB, Davidson; 15—Mike Hogan, LB, Michigan State; 16—Rich Harrington, DB, Houston; 17—Don Nottingham, RB, Kent State.

1972

1—Tom Drougas, T, Oregon; 2—Jack Mildren, S, Oklahoma (from Oakland); 2A—Glenn Doughty, WR, Michigan (from Washington); 2B—Lydell Mitchell, RB, Penn State; 4—Eric Allen, WR, Michigan State; 5—Don Croft, DT, Texas El Paso; 6—Bruce Laird, S, American International; 7—John Sykes, RB, Morgan State; 8—Al Qualls, LB, Oklahoma (from San Diego); 8A—Van Brownson, QB, Nebraska; 9—Gary Hambell, DT, Dayton; 10—Dave Schilling, RB, Oregon State; 11—Fred DeBernardi, DE, Texas El Paso; 12—Gary Theiler, TE, Tennessee; 13—Herb Washington, WR, Michigan State; 14—John Morris, C, Missouri Valley; 15—Robin Parkhouse, LB, Alabama; 16—Gary Wichard, QB, C. W. Post; 17—Stan White, LB, Ohio State.

1973

1—Bert Jones, QB, LSU (from New Orleans); 1A—Joe Ehrmann, DT, Syracuse; 2—Mike Barnes, DE, Miami; 3—Bill Olds, RB, Nebraska (from Denver through Houston); 3A—Jamie Rotella, LB, Tennessee; 4—Gery Palmer, T, Kansas (from Chicago through Philadelphia); 4A—Ollie Smith, WR, Tennessee State (from San Deigo); 5—David Taylor, G, Catawba; 8—Ray Oldham, DB, Middle Tennessee (from San Diego); 8A—Bill Windauer, G, Iowa; 11—Dan Neal, C, Kentucky; 12—Bernard Thomas, DE, Western Michigan; 13—Tom Pierantozzi, QB, West Chester; 14—Ed Williams, RB, West Virginia; 15—Jackie Brown, DB, South Carolina; 16—Marty Januszkiewicz, RB, Syracuse; 17—Guy Falkenhagen, T, Northern Michigan.

1974

1—John Dutton, DE, Nebraska; 1A—Roger Carr, WR, Louisiana Tech (from Los Angeles); 2—Fred Cook, DE, Southern Mississippi; 2A—Ed Shuttlesworth, RB, Michigan (from Philadelphia); 3—Glenn Robinson, LB, Oklahoma State; 3A—Robert Pratt, G, North Carolina (from Denver); 4—Tony Bell, S, Bowling Green; 5—Doug Nettles, CB, Vanderbilt (from Minnesota); 6—Danny Rhodes, LB, Arkansas (from New England); 7—Noah Jackson, G, Tampa; 7A—Dan Dickel, LB, Iowa (from Denver); 7B—Freddie Scott, WR, Amherst (from Buffalo); 8—Greg Latta, TE, Morgan State; 8A—Paul Miles, RB, Bowling Green (from Denver); 10—Bob Van Duyne, G, Idaho; 10A—Glenn Ellis, DT, Elon (from Los Angeles); 11—Tim Rudnick, DB, Notre Dame; 12—Dave Simonson, T, Minnesota; 12A—Bob Bobrowski, QB, Purdue (from Washington); 13—Randy Hall, S, Idaho; 14—Ed Collins, WR, Rice; 15—Pat Kelly, LB, Richmond; 16—Dave Margavage, T, Kentucky; 17—Tim Berra, WR, Massachusetts; 17A—Buzzy Lewis, DB, Florida State (from Washington).

1975

1—Ken Huff, G, North Carolina (from Atlanta); 3—Mike Washington, DB, Alabama; 3A—Dave Pear, DT, Washington (from Chicago); 4—Marshall Johnson, RB, Houston; 4A—Paul Linford, DT, Brigham Young (from N.Y. Jets); 5—Roosevelt Leaks, FB, Texas; 6—Don Westbrook WR, Nebraska (from N.Y. Giants); 7—Kim Jones, FB, Colorado State; 7A—Steve Joachim, QB, Temple (from Chicago); 7B—Derrel Luce, LB, Baylor (from N.Y. Jets through Chicago); 8—John Bushong, DE, Western Kentucky; 8A—Greg DenBoer, TE, Michigan (from Chicago through Denver); 8B—Mario Cage, RB, Northwestern (La.) State (from Green Bay); 9—Royce McKinney, DB, Kentucky State; 10—Phil Waganheim, P, Maryland; 11—Dave Hazel, WR, Ohio State; 12—Brad Storm, LB, Iowa State; 13—John Roman, G, Idaho State; 14—Mike Smith, C, SMU; 15—John Goodie, FB, Langston; 16—Bill Malouf, WR-DB, Mississippi; 16A—Mike Evavold, DT, Macalester (from San Francisco); 16B—Bob Smith, DB, Maryland (from Oakland); 17—David McKnight, LB, Georgia; 17A—Mike Bengard, DE, Northwestern (Iowa) (from San Francisco); 17B—Frank Russell, WR, Maryland (from Oakland).

1976

1—Ken Novak, DT, Purdue; 2—Choice to Pittsburgh; 3A—Ed Simonini, LB, Texas A & M; 3B—Ron Lee, RB, West Virginia (from Tampa Bay); 4—Choice to Pittsburgh; 5A—Sanders Shiver, LB, Carson-Newman (from Chicago through Miami and Chicago); 5B—Mike Kirkland, QB, Arkansas; 6—Choice to Buffalo; 7—Choice to New Orleans through Chicago and Oakland; 8—Ricky Thompson, WR, Baylor; 9—Stu Levenick, T, Illinois; 10—Tim Baylor, DB, Morgan State; 11—Rick Gibney, DT, Georgia Tech; 12—Frank Stavroff, K, Indiana; 13—Choice to Oakland; 14—Jeremiah Cummings, DE, Albany (Ga.) State; 15—Gary Alexander, T, Clemson; 16A—Mike Fuhrman, TE, Memphis State (from Washington through Baltimore and San Francisco); 16B—Steve Ludwig, C, Miami (Fla.); 17—Choice to Oakland.

1977

1—Randy Burke, WR, Kentucky; 2—Mike Ozdowski, DE, Virginia; 6—Calvin O'Neal, LB, Michigan; 7—Blanchard Carter, T, Nevada-Las Vegas; 8—Kenneth Helms, T-C, Georgia; 9—Glen Capriola, RB, Boston College; 10—Ron Baker, G, Oklahoma State; 11—Brian Ruff, LB, The Citadel; 12—Bill Deutsch, RB, North Dakota.

1978

1—Reese McCall, TE, Auburn; 2—Mike Woods, LB, Cincinnati; 5—Frank Myers, OT, Texas A&M; 6—Ben Garry, RB, Sou. Mississippi; 7—Jeff Logan, RB, Ohio State; 8—Monte Anthony, RB, Nebraska; 9—Dave Studdard, OT, Texas; 10—Dallas Owens, DB, Kentucky; 11—Henry Mason, WR, Central Missouri; 12—Bruce Allen, P, Richmond.

COLT RECORD BOOK

COLT ATTENDANCE RECORDS

Largest Memorial Stadium Crowd—60,763 vs. Oakland in the AFC Playoff game Dec. 24, 1977.

Smallest Memorial Stadium Crowd—19,893 vs. San Francisco, Nov. 28, 1954.

Largest Road Crowd—100,202 at Los Angeles, Dec. 6, 1958.

Smallest Road Crowd—14,813 at Philadelphia (Shibe Park), Nov. 15, 1953.

Largest Regular Season Total Attendance—841,497 in 1973 (60,107 average).

Beginning against the Chicago Bears, Sept. 27, 1964 and ending in an AFC playoff game with Cincinnati, Dec. 26, 1970, the Baltimore Colts distributed tickets to all home games for 51 straight dates.

10 LARGEST CROWDS TO SEE THE COLTS PLAY

Attendance	Site	Results	Date
100,202	Los Angeles	Rams 30, Colts 28	Dec. 6, 1958
91,745*	Ann Arbor	Lions 23, Colts 20	Aug. 22, 1971
80,636	New Orleans	Colts 30, Saints 10	Oct. 19, 1969
80,628	Cleveland	Colts 34, Browns 0	Dec. 27, 1968
80,132	Cleveland	Colts 36, Browns 14	Oct. 14, 1962
80,047	Miami	Dolphins 44, Colts 0	Nov. 11, 1973
80,020	Buffalo	Bills 31, Colts 13	Oct. 14, 1973
80,010	Miami	Dolphins 16, Colts 0	Dec. 16, 1972
79,544	Cleveland	Browns 27, Colts 0	Dec. 27, 1964
79,542	Buffalo	Bills 6, Colts 0	Dec. 1, 1974

*Preseason game at University of Michigan

COLT INDIVIDUAL RECORDS

National Football League records are indicated by an asterisk. Every attempt has been made to compile as complete a table of records as possible. Errors will be corrected if documented.

RUSHING

MOST YARDS GAINED

Game: 198, Norm Bulaich vs. N.Y. Jets, Sept. 19, 1971.
194, Alan Ameche vs. Chicago, Sept. 25, 1955.
185, Lenny Moore vs. Green Bay, Oct. 28, 1956.

Season: 1200, Lydell Mitchell, 1976.
1193, Lydell Mitchell, 1975.
1159, Lydell Mitchell, 1977.
963, Lydell Mitchell, 1973.
961, Alan Ameche, 1955.

Career: 5487, Lydell Mitchell, 1972-77.
5174, Lenny More, 1956-67.
4646, Tom Matte, 1961-72.
4045, Alan Ameche, 1955-60.

MOST RUSHING ATTEMPTS

Game: *40, Lydell Mitchell at N.Y. Jets, Oct. 20, 1974
Season: 301, Lydell Mitchell, 1977.
289, Lydell Mitchell, 1976.
289, Lydell Mitchell, 1975.
253, Lydell Mitchell, 1973.
235, Tom Matte, 1969.

Career: 1391, Lydell Mitchell 1972-77
1200, Tom Matte, 1961-72.
1069, Lenny Moore, 1956-67.
964, Alan Ameche, 1955-60.

BEST RUSHING AVERAGE PER ATTEMPT

Season: (minimum 80 attempts)

7.5, Lenny Moore, 1956.

7.3, Lenny Moore, 1958.

7.1, Lenny Moore, 1961.

Career: (minimum 500 attempts)

4.8, Lenny Moore, 1956-67.

4.2, Alan Ameche, 1955-60.

4.0, John Unitas, 1956-72.

MOST TOUCHDOWNS RUSHING

Season: 16, Lenny Moore, 1964.

11, Tom Matte, 1969.

11, Lydell Mitchell, 1975.

10, Don McCauley, 1975.

Career: 63, Lenny Moore, 1956-67.

45, Tom Matte, 1961-72.

40, Alan Ameche, 1955-60.

MOST 100-YARD GAMES

Season: 5, Lydell Mitchell, 1975.

Career: 16, Lydell Mitchell, 1972-77.

7, Alan Ameche, 1955-60.

5, Lenny Moore, 1956-67.

MOST CONSECUTIVE GAMES RUSHING FOR TOUCHDOWN

* 11, Lenny Moore, 1963-64.

LONGEST RUN FROM SCRIMMAGE

80t, Tom Matte vs. St. Louis, Oct. 12, 1964.

79t, Alan Ameche vs. Chicago Bears, Sept. 25, 1955.

79t, Lenny Moore vs. Green Bay, Oct. 28, 1956.

RECEIVING

MOST PASS RECEPTIONS

Game: 13, Lydell Mitchell vs. N.Y. Jets, Dec. 15, 1974.

12, Raymond Berry at Washington, Nov. 10, 1957.

12, Raymond Berry at N.Y. Giants, Dec. 28, 1958

(NFL championship game).

12, Lydell Mitchell vs. N.Y. Jets, Nov. 28, 1976.

Season: 75, Raymond Berry, 1961.

74, Raymond Berry, 1960.

72, Lydell Mitchell, 1974.

Career: 631, Raymond Berry, 1955-67.

363, Lenny Moore, 1956-67.

320, John Mackey, 1963-71

MOST PASS RECEIVING YARDAGE

Game: 224, Raymond Berry at Washington, Nov. 10, 1957.

210, Roger Carr at N.Y. Jets, Oct. 24, 1976.

Season: 1298, Raymond Berry, 1960.

1112, Roger Carr, 1976.

974, Jimmy Orr, 1962.

959, Raymond Berry, 1959.

Career: 9275, Raymond Berry, 1955-67.

6039, Lenny Moore, 1956-67.

5859, Jimmy Orr, 1961-70.

BEST RECEPTION AVERAGE PER CATCH

Season: (minimum 25 receptions)

25.9, Roger Carr, 1976.

25.6, Jimmy Orr, 1968.

23.5, Glenn Doughty, 1973.

21.7, Jimmy Orr, 1964.

Career: (minimum 100 receptions)

23.37, Roger Carr, 1974-76.

19.3, Jimmy Orr, 1961-70.

16.64, Lenny Moore, 1956-67

16.60, Jim Mutscheller, 1954-61.

MOST TOUCHDOWN RECEPTIONS

- Game:** 3, Jim Mutscheller vs. Green Bay at Milwaukee, Oct. 13, 1957.
3, Raymond Berry at Dallas, Oct. 30, 1960.
3, Raymond Berry vs. Green Bay, Nov. 16, 1960.
3, Jimmy Orr vs. Washington, Dec. 8, 1962.
3, Jimmy Orr vs. Los Angeles, Oct. 4, 1964.
3, Roger Carr vs. Cincinnati, Sept. 19, 1976.
- Season:** 14, Raymond Berry, 1959.
11, Jimmy Orr, 1962.
11, Roger Carr, 1976.
10, Raymond Berry, 1960.
10, Jimmy Orr, 1965.
- Career:** 68, Raymond Berry, 1955-67.
50, Jimmy Orr, 1961-70.
48, Lenny Moore, 1956-67.

LONGEST PASS RECEPTION

- 90t, Roger Carr from Bert Jones vs. N.Y. Jets, Nov. 16, 1975.
89t, John Mackey from John Unitas at Los Angeles, Oct. 30, 1966.
89t, Roger Carr from Bert Jones at Buffalo, Nov. 9, 1975.

PASSING

MOST YARDS PASSING

- Game:** 401, John Unitas vs. Atlanta, Sept. 17, 1967.
397, John Unitas vs. Cleveland, Nov. 1, 1959.
385, John Unitas vs. Minnesota, Dec. 16, 1962.
385, Bert Jones vs. N.Y. Jets, Dec. 15, 1974.
- Season:** 3481, John Unitas, 1963.
3428, John Unitas, 1967.
3104, Bert Jones, 1976.
3099, John Unitas, 1960.
- Career:** 39768, John Unitas, 1956-72.
10422 Bert Jones, 1973-77.
5666, Earl Morrall, 1968-71.

MOST 300-YARDS OR MORE PASSING GAMES

- *26, John Unitas, 1956-72.

MOST PASS ATTEMPTS

- Game:** 53, Bert Jones vs. N.Y. Jets, Dec. 15, 1974.
- Season:** 436, John Unitas, 1967.
420, John Unitas, 1961.
410, John Unitas, 1963.
- Career:** 5110, John Unitas, 1956-72.
1458, Bert Jones, 1973-77.
676, Earl Morrall, 1968-71.

MOST PASS COMPLETIONS

- Game:** 36, Bert Jones vs. N.Y. Jets, Dec. 15, 1974.
- Season:** 255, John Unitas, 1967.
237, John Unitas, 1963.
229, John Unitas, 1961.
- Career:** 2796, John Unitas, 1956-72.
820, Bert Jones, 1973-77.
363, Earl Morrall, 1968-71.

MOST CONSECUTIVE PASS COMPLETIONS

- *17, Bert Jones vs. N.Y. Jets, Dec. 15, 1974.

HIGHEST PASS COMPLETION PERCENTAGE

- Game:** 85%, John Unitas at Atlanta, Nov. 12, 1967.
- Season:** (minimum 140 attempts):
60.4, Bert Jones, 1976.
59.0, Bert Jones, 1975.
58.5, John Unitas, 1967.
58.2, John Unitas, 1965.
- Career:** (minimum 140 attempts per season):
56.2, Bert Jones, 1973-77.
54.7, John Unitas, 1956-72.
53.7, Earl Morrall, 1968-71.

MOST TOUCHDOWN PASSES

Game: 5, Gary Cuzzo at Minnesota, Nov. 14, 1965.

Season: 32, John Unitas, 1959.
26, Earl Morrall, 1968.
25, John Unitas, 1960.
24, Bert Jones, 1976.

Career: 287, John Unitas, 1956-72.
71, Bert Jones, 1973-77.
47, Earl Morrall, 1968-71.

MOST CONSECUTIVE GAMES THROWING TOUCHDOWN PASS

*47, John Unitas, 1956-60.

MOST PASSES HAD INTERCEPTED

Game: 6, Fred Enke at Green Bay, Oct. 18, 1953 (24 attempts).
5, Fred Enke at Detroit, Nov. 7, 1953 (15 attempts).
5, John Unitas vs. San Francisco, Nov. 26, 1960 (30 attempts).
5, John Unitas at Green Bay, Oct. 8, 1961 (24 attempts).
5, John Unitas at Detroit, Nov. 20, 1966 (19 attempts).

Season: 24, John Unitas, 1960, 1961 and 1966.

Career: 246, John Unitas, 1956-72.

FEWEST INTERCEPTIONS, SEASON

(minimum 140 pass attempts)

6, John Unitas, 1964.
6, John Unitas, 1972.
6, Marty Domres, 1972.

LOWEST INTERCEPTION RATE

Season: 2.0, John Unitas, 1964.
2.3, Bert Jones, 1975.
2.6, Bert Jones, 1976.
2.7, John Unitas, 1958.

Career: 3.5 Bert Jones, 1973-77.
4.8, John Unitas, 1956-72.
5.4, Marty Domres, 1972-75.

HIGHEST AVERAGE PER PASS ATTEMPT

Season: 9.26, John Unitas, 1964.
9.18, Earl Morrall, 1968.
9.05, Bert Jones, 1976.
8.97, John Unitas, 1965.

Career: 7.78, John Unitas, 1956-72.
5 yr. min.: 7.15, Bert Jones, 1973-77.

HIGHEST PERCENTAGE OF TOUCHDOWNS THROWN

Season: (minimum 140 attempts):
8.7, John Unitas, 1959.
8.2, John Unitas, 1965.
8.0, John Unitas, 1957.

Career: 5.6, John Unitas, 1956-72.
5 yr. min.: 4.8, Bert Jones, 1973-77.

LONGEST PASS COMPLETION

90t, Bert Jones to Roger Carr vs. N.Y. Jets, Nov. 16, 1975.
89t, Bert Jones to Roger Carr at Buffalo, Nov. 9, 1975.
89t, John Unitas to John Mackey at Los Angeles, Oct. 30, 1966.

SCORING

MOST POINTS SCORED

Game: 24, Lenny Moore vs. Chicago Bears, Oct. 4, 1958.
24, Lenny Moore vs. Los Angeles, Oct. 16, 1960.
24, Lenny Moore vs. Minnesota, Oct. 1, 1961.
24, Lydell Mitchell vs. Buffalo, Oct. 12, 1975.

Season: 120, Lenny Moore, 1964.
109, Toni Linhart, 1976.
106, Lou Michaels, 1967.
104, Jim Martin, 1963.
104, Lou Michaels, 1964.

Career: 678, Lenny Moore, 1956-67.

586, Lou Michaels, 1965-69.
408, Raymond Berry, 1955-67.

MOST TOUCHDOWNS

Game: 4, Lenny Moore vs. Chicago Bears, Oct. 4, 1958.
4, Lenny Moore vs. Los Angeles, Oct. 16, 1960.
4, Lenny Moore vs. Minnesota, Oct. 1, 1961.
4, Lydell Mitchell vs. Buffalo, Oct. 12, 1975.

Season: 20, Lenny Moore, 1964.
15, Lenny Moore, 1961.
15, Lydell Mitchell, 1975.

Career: 113, Lenny Moore, 1956-67 (includes one fumble recovery).
68, Raymond Berry, 1955-67.
57, Tom Matte, 1961-72.

MOST POINTS AFTER TOUCHDOWN

Game: 8, Tom Fearnster vs. Los Angeles, Nov. 25, 1956.
8, Steve Myhra vs. Green Bay, Nov. 2, 1958.

Season: 53, Lou Michaels, 1964.
51, Toni Linhart, 1975.
50, Steve Myhra, 1959.

Career: 263, Lou Michaels, 1964-69.
180, Steve Myhra, 1957-61.
154, Toni Linhart, 1974-77.

MOST POINT AFTER TOUCHDOWN ATTEMPTS

Game: 8, Tom Fearnster vs. Los Angeles, Nov. 25, 1956.
8, Steve Myhra vs. Green Bay, Nov. 2, 1958.

Season: 54, Lou Michaels, 1964.
52, Steve Myhra, 1958.
52, Toni Linhart, 1975.

Career: 270, Lou Michaels, 1964-69.
190, Steve Myhra, 1957-61.
160, Toni Linhart, 1974-77.

HIGHEST CAREER COMPLETION PERCENTAGE OF PATS

(minimum 50 attempts)
97.4, Lou Michaels, 1964-69.
97.0, Jim O'Brien, 1970-72.
96.3, Toni Linhart, 1974-77.

MOST CONSECUTIVE POINTS AFTER TOUCHDOWN

103, Lou Michaels, 1964-66.

MOST FIELD GOALS

Game: 5, Lou Michaels vs. San Francisco, Sept. 25, 1966.

Season: 24, Jim Martin, 1963.
21, Steve Myhra, 1961.
21, Lou Michaels, 1966.
20, Toni Linhart, 1976.

Career: 107, Lou Michaels, 1964-69.
59, Toni Linhart, 1974-77.
52, Jim O'Brien, 1970-72.
44, Steve Myhra, 1957-61.

MOST FIELD GOAL ATTEMPTS

Season: 39, Steve Myhra, 1961.
39, Jim Martin, 1963.
39, Lou Michaels, 1966.
37, Lou Michaels, 1967.

Career: 198, Lou Michaels, 1964-69.
94, Jim O'Brien, 1970-72.
91, Steve Myhra, 1957-61.
91, Toni Linhart, 1974-77.

HIGHEST CAREER FIELD GOAL COMPLETION PERCENTAGE

(minimum 30 attempts)
64.8, Toni Linhart, 1974-78.
55.3, Jim O'Brien, 1970-72.
54.0, Lou Michaels, 1964-69.

HIGHEST SINGLE GAME COMPLETION PERCENTAGE

(minimum 5 attempts)
100.0, Lou Michaels vs. San Francisco, Sept. 25, 1966 (5 of 5).

LONGEST FIELD GOAL

56, Bert Rechichar vs. Chicago Bears, Sept. 27, 1953.

MOST CONSECUTIVE FIELD GOALS10, Jim O'Brien, 1971 (1st through 4th games).
10, Lou Michaels, 1967 (11th through 13th games).
9, George Hunt, 1973 (4th through 8th games).**MOST CONSECUTIVE GAMES SCORING**

58, Lou Michaels, 13th game of 1965 through 14th game of 1969.

MOST CONSECUTIVE GAMES SCORING A TOUCHDOWN

* 18, Lenny Moore, 1963-65.

PUNTING**MOST PUNTS****Game:** 11, Cotton Davidson at Chicago Bears, Oct. 10, 1954.
11, Joe Don Looney at San Francisco, Nov. 29, 1964.
11, David Lee at Miami, Nov. 11, 1973.
11, David Lee at New England, Oct. 19, 1975.**Season:** 86, David Lee, 1975.
82, David Lee, 1977.
72, Cotton Davidson, 1954.
71, David Lee, 1974.**Career:** 746, David Lee, 1966-77.
232, Tom Gilburg, 1961-65.
119, Cotton Davidson, 1954, 57.**MOST YARDS PUNTING****Season:** 3402, David Lee, 1975.
3142, David Lee, 1977.
2819, David Lee, 1970.
2634, David Lee, 1974.**Career:** 30506, David Lee, 1966-77.
9607, Tom Gilburg, 1961-65.
3727, Ray Brown, 1958-60.**HIGHEST PUNTING AVERAGE****Season:** 45.6, David Lee, 1966.
45.3, David Lee, 1969.
44.7, David Lee, 1970.**Career:** 41.4, Tom Gilburg, 1961-65.
40.8, David Lee, 1966-77.
39.2, Ray Brown, 1958-60.**LONGEST PUNT**

76, David Lee at N.Y. Giants, Oct. 17, 1971.

MOST PUNTS BLOCKED**Season:** 2, David Lee, 1973, 1977.
Career: 9, David Lee, 1966-77.**INTERCEPTIONS****MOST INTERCEPTIONS****Game:** 3, Bert Rechichar vs. Chicago Bears, Sept. 27, 1953.
3, Tom Keane at Philadelphia, Nov. 15, 1953.
3, Gary Glick at Washington, Nov. 26, 1961.
3, Jerry Logan, at N.Y. Jets, Oct. 18, 1970.
3, Jackie Wallace at New England, Sept. 12, 1976.
3, Lyle Blackwood vs. N.Y. Jets, Nov. 20, 1977.**Season:** 11, Tom Keane, 1953.
10, Milt Davis, 1957.
10, Lyle Blackwood, 1977.
9, Bob Boyd, 1964.
9, Bob Boyd, 1965.**Career:** 57, Bob Boyd, 1960-68.
37, Don Shinnick, 1957-68.
34, Jerry Logan, 1963-72.

MOST INTERCEPTION RETURN YARDAGE

Game: 121, Milt Davis at Chicago Bears, Nov. 17, 1957 (2 interceptions).

Season: 219, Milt Davis, 1957.
199, Andy Nelson, 1958.
185, Bob Boyd, 1964.

Career: 994, Bob Boyd, 1960-68.
518, Rick Volk, 1967-75.
410, Milt Davis, 1957-60.

HIGHEST INTERCEPTION RETURN AVERAGE

Season: (minimum 4 interceptions)
31.5, Jackie Wallace, 1975.
25.7, Rick Volk, 1968.
24.9, Andy Nelson, 1958.

Career: (minimum 25 interceptions)
17.4, Bob Boyd, 1960-68.
16.7, Rick Volk, 1967-75.
15.2, Milt Davis, 1957-60.

MOST INTERCEPTIONS RETURNED FOR TOUCHDOWNS

Season: 2, Milt Davis, 1957.
2, Jerry Logan, 1965.
2, Jerry Logan, 1970.
2, Jackie Wallace, 1975.

Career: 5, Jerry Logan, 1963-72.
4, Bob Boyd, 1960-68.
3, Andy Nelson, 1957-63.
3, Milt Davis, 1957-60.

LONGEST INTERCEPTION RETURN

94t, Rick Volk at Chicago, Oct. 8, 1967.

KICKOFF RETURNS

MOST KICKOFF RETURNS

Game: 6, Bruce Laird vs. N.Y. Jets, Sept. 24, 1972.

Season: 31, Preston Pearson, 1969.
31, Bruce Laird, 1975.
30, Howard Stevens, 1976.
29, Bruce Laird, 1972.

Career: 134, Bruce Laird, 1972-77.
62, Tom Matte, 1961-72.
49, Lenny Moore, 1956-67.

MOST KICKOFF RETURN YARDAGE

Game: 202, Lenny Lyles at San Francisco, Dec. 18, 1960.

Season: 843, Bruce Laird, 1972.
799, Bruce Laird, 1975.
707, Jim Duncan, 1970.

Career: 3372, Bruce Laird, 1972-77.
1369, Jim Duncan, 1969-71.
1367, Tom Matte, 1961-72.

BEST KICKOFF RETURN YARDAGE AVERAGE

Season: (minimum 14 returns)
35.4, Jim Duncan, 1970.
35.1, Preston Pearson, 1968.
30.7, Alvin Haymond, 1965.

Career: (minimum 30 returns)
32.5, Jim Duncan, 1969-71.
27.9, Jim Sample, 1958-60.
27.5, Buddy Young, 1953-55.

MOST KICKOFF RETURN TOUCHDOWNS

Season: 2, Lenny Lyles, 1958.
2, Preston Pearson, 1968.

Career: 2, Preston Pearson, 1967-68.
2, Jim Duncan, 1969-71.
2, Lenny Lyles, 1958, 61-69.

LONGEST KICKOFF RETURN

104t, Buddy Young at Philadelphia, Nov. 15, 1953.

PUNT RETURNS

MOST PUNT RETURNS

Game: 8, Howard Stevens vs. Tampa Bay, Oct. 3, 1976.
7, Alvin Haymond vs. Detroit, Oct. 10, 1965.
7, Alvin Haymond vs. Los Angeles, Nov. 27, 1966.

Season: 41, Alvin Haymond, 1965.
40, Alvin Haymond, 1966.
39, Howard Stevens, 1976.
36, Howard Stevens, 1975.

Career: 112, Carl Taseff, 1953-61.
109, Howard Stevens, 1975-77.
108, Alvin Haymond, 1964-67.
84, Rick Volk, 1967-75.

MOST PUNT RETURN YARDAGE

Game: 148, Carl Taseff vs. Green Bay at Milwaukee, Oct. 14, 1956.

Season: 403, Alvin Haymond, 1965.
396, Howard Stevens, 1975.
347, Alvin Haymond, 1966.

Career: 1012, Howard Stevens, 1975-77.
911, Alvin Haymond, 1964-67.
826, Carl Taseff, 1953-61.

HIGHEST PUNT RETURN AVERAGE

Season: (minimum 14 returns)
12.6, Wendell Harris, 1964.
11.8, Ron Gardin, 1970.
11.0, Howard Stevens, 1975.

Career: (minimum 30 returns):
13.5, Ron Gardin, 1970.
9.2, Howard Stevens, 1975-77.
9.2, Jerry Logan, 1963-72.

MOST PUNT RETURNS FOR TOUCHDOWNS

Season: 1, Carl Taseff, 1953.
1, Carl Taseff, 1956.
1, Jerry Logan, 1967.
1, Ron Gardin, 1970.

Career: 2, Carl Taseff, 1953-62.

LONGEST PUNT RETURN

90t, Carl Taseff vs. Green Bay at Milwaukee, Oct. 14, 1956.

MOST FAIR CATCHES

Season: 20, Ron Gardin, 1970.
20, Rick Volk, 1971.
11, Bruce Laird, 1972.

Career: 55, Rick Volk, 1967-75.
22, Alvin Haymond, 1964-67.
20, Ron Gardin, 1970.

FUMBLES

MOST FUMBLE RECOVERIES

Season: 6, Barney Poole, 1953.
6, Stan White, 1973.

LONGEST FUMBLE RETURN

64t, Stan White vs. Buffalo, Dec. 12, 1976.

OTHER MARKS

LONGEST BLOCKED FIELD GOAL RETURN

99t, Carl Taseff at Los Angeles, Dec. 12, 1959.

MOST FIELD GOALS BLOCKED

4, Bubba Smith, 1971.

MOST CONSECUTIVE GAMES PLAYED

155, Jerry Logan, 1963-72.
139, Jim Parker, 1957 to 2nd game of 1967.
138, Alex Sandusky, 1957-66.

COLT TEAM RECORDS

NET YARDS

TOTAL NET YARDS GAINED

Game: 595 at Atlanta, Nov. 12, 1967.

Season: 5236, 1976.

FEWEST NET YARDS

Game: 69 vs. Detroit, Nov. 6, 1954.

Season: 2716, 1953.

RUSHING

MOST RUSHING YARDAGE

Game: 318 vs. Green Bay, Oct. 28, 1956.

Season: 2309, 1976.

LOWEST RUSHING YARDAGE

Game: 19 vs. Los Angeles, Sept. 26, 1954.

Season: 1289, 1960.

PASSING

MOST NET PASSING YARDAGE

Game: 451 vs. Minnesota, Dec. 16, 1962.

Season: 3363, 1967.

LOWEST NET YARDS PASSING

Game: 1 vs. Buffalo, Oct. 13, 1974.

Season: 1257, 1953.

MOST PASS ATTEMPTS

Game: 54 vs. N.Y. Jets, Dec. 15, 1974.

Season: 457, 1967.

FEWEST PASS ATTEMPTS

Game: 7 at Los Angeles, Dec. 18, 1965.

Season: 266, 1955.

MOST PASS COMPLETIONS

Game: 36 vs. N.Y. Jets, Dec. 15, 1974.

Season: 265, 1967.

FEWEST PASS COMPLETIONS

Game: 3 at Los Angeles, Dec. 18, 1965.

Season: 126, 1953.

BEST COMPLETION PERCENTAGE

Season: 59.6, 1975.

59.6, 1976.

LOWEST COMPLETION PERCENTAGE

Season: 39.5, 1953.

MOST TOUCHDOWN PASSES

Game: 5 at Minnesota, Nov. 14, 1965.

Season: 33, 1954.

MOST PASSES INTERCEPTED

Game: 8 vs. N.Y. Jets, Sept. 23, 1973.

Season: 29, 1961.

FEWEST PASSES INTERCEPTED

Season: 8, 1975.

SCORING

MOST POINTS SCORED

Half: 42 vs. Los Angeles, Nov. 25, 1956.
Game: 58 vs. Buffalo, Dec. 12, 1976.
Season: 428, 1964.

MOST POINTS SCORED BY BOTH TEAMS

Game: 89, Baltimore (51) vs. Chicago Bears (38), Oct. 4, 1958.

FEWEST POINTS SCORED

Season: 131, 1954.

MOST TOUCHDOWNS

Game: 8 vs. Los Angeles, Nov. 25, 1956.
8 vs. Green Bay, Nov. 2, 1958.
Season: 54, 1964.

MOST TOUCHDOWNS PASSING

Game: 5 vs. Green Bay, Nov. 2, 1958.
5 at Dallas, Oct. 30, 1960.
5 vs. Minnesota, Dec. 16, 1962.
5 at Minnesota, Nov. 14, 1965.
5 vs. Detroit, Oct. 16, 1966.
Season: 33, 1959.

MOST TOUCHDOWNS RUSHING

Game: 5 at Buffalo, Oct. 10, 1971.
Season: 29, 1964.

MOST POINTS AFTER TOUCHDOWN

Game: 8 vs. Los Angeles, Nov. 25, 1956.
8 vs. Green Bay, Nov. 2, 1958.
Season: 53, 1964.

MOST FIELD GOALS

Game: 5 at Los Angeles, Dec. 4, 1954.
5 vs. San Francisco, Sept. 25, 1966.
Season: 24, 1963.

GREATEST MARGIN OF VICTORY

56-0 vs. Green Bay, Nov. 2, 1958.

MOST CONSECUTIVE GAMES SCORING

104, from Oct. 24, 1954 vs. Green Bay through Nov. 18, 1962 vs. Green Bay.

FIRST DOWNS

MOST FIRST DOWNS

Game: 33 vs. N.Y. Jets, Dec. 15, 1974.
Season: 301, 1976.

FEWEST FIRST DOWNS

Game: 4 at Miami, Nov. 11, 1973.
Season: 141, 1953.

INTERCEPTIONS

MOST PASS INTERCEPTIONS

Game: 7 vs. Chicago Bears, Oct. 2, 1960.
Season: 40, 1959.

FEWEST PASS INTERCEPTIONS

Season: 10, 1974.

MOST INTERCEPTION RETURN YARDAGE

Game: 144 vs. Green Bay, Nov. 2, 1958 (five interceptions).
Season: 577, 1959.

BEST INTERCEPTION PERCENTAGE

Season: 11.4, 1959.

PUNTING

MOST PUNTS

Game: 11 at Chicago Bears, Oct. 10, 1954.

11 at San Francisco, Nov. 29, 1964.

11 at Miami, Nov. 11, 1973.

11 at New England, Oct. 19, 1975.

Season: 86, 1975.

FEWEST PUNTS

Game: 0 vs. Cleveland, Nov. 1, 1959.

0 vs. Detroit, Nov. 19, 1967.

0 at San Diego, Nov. 7, 1976.

Season: 42, 1961.

MOST FAIR CATCHES

Season: *34, 1971.

PENALTIES

MOST PENALTIES

Game: 13 vs. Chicago Bears, Oct. 29, 1961.

Season: 90, 1976.

FEWEST PENALTIES

Game: 0 vs. Green Bay at Milwaukee, Sept. 10, 1966.

Season: 51, 1960.

MOST PENALTY YARDS

Game: 124 vs. Tampa Bay, Oct. 3, 1976.

Season: 823, 1963.

FEWEST PENALTY YARDS

Game: 0 vs. Green Bay at Milwaukee, Sept. 10, 1966.

Season: 483, 1973.

DEFENSIVE RECORDS

FEWEST POINTS ALLOWED

Game: 0, 17 games

Season: 140, 1971.

MOST SHUTOUTS, SEASON

3, 1968

3, 1971

MOST POINTS ALLOWED

Half: 37, vs. Chicago Bears, Nov. 25, 1962.

Game: 58 at Chicago Bears, Oct. 21, 1956.

Season: 350, 1953.

FEWEST YARDS ALLOWED—TOTAL OFFENSE

Game: 59 at Buffalo, Oct. 10, 1971.

Season: 2852, 1971.

MOST YARDS ALLOWED—TOTAL OFFENSE

Game: 597 at San Francisco, Dec. 13, 1953.

Season: 4634, 1969.

FEWEST YARDS ALLOWED RUSHING

Game: 4 at Buffalo, Oct. 10, 1971.

Season: 1113, 1971.

MOST YARDS ALLOWED RUSHING

Game: 315 at Miami, Nov. 11, 1973.

Season: 2315, 1953.

FEWEST YARDS ALLOWED PASSING (NET)

Game: 13 vs. Tampa Bay, Oct. 3, 1976.

Season: 1726, 1960.

MOST YARDS ALLOWED PASSING (NET)

Game: 490 vs. N.Y. Jets, Sept. 24, 1972.

Season: 2552, 1965.

MOST QUARTERBACK SACKS

Game: 11 at Los Angeles, Nov. 22, 1964.

Season: 59, 1975.

MOST YARDS LOST BY OPPONENT'S PASSER

Season: 496, 1975.

FEWEST FIELD GOALS ALLOWED

Season: 5, 1971.

GREATEST MARGIN OF DEFEAT

57 vs. Chicago Bears (57), Colts (0), Nov. 25, 1962.

FUMBLES**MOST FUMBLES**

Game: 5, 12 games.

Season: 35, 1963.

FEWEST FUMBLES

Season: 16, 1973.

MOST OPPONENT FUMBLES RECOVERED

Game: 5 vs. Los Angeles, Nov. 23, 1958.

Season: 27, 1953.

FEWEST FUMBLES RECOVERED (OWN & OPPONENTS)

Season: *13, 1967.

WINNING AND LOSING STREAKS**LONGEST WINNING STREAK**

11 games, Sept. 20 at Green Bay through Nov. 11, 1964 at San Francisco.

LONGEST UNDEFEATED STREAK

14 games, Dec. 18, 1966 at San Francisco through Dec. 10, 1967 vs. New Orleans.

LONGEST LOSING STREAK

7 games, last seven games of 1953

7 games, third through ninth games of 1954

MOST WINS IN A SEASON

15, 1968 (including post-season)

13, 1968 (regular season only)

TOP CAREER PERFORMANCES**RUSHING YARDAGE**

Yardage	Player	Attempts	Avg.	Long	TD	Seasons
1. 5487	Lydell Mitchell	1391	3.9	64t	27	1972-77
2. 5174	Lenny Moore	1069	4.8	79t	63	1956-67
3. 4646	Tom Matte	1200	3.9	80t	45	1961-72
4. 4045	Alan Ameche	964	4.2	79t	40	1955-60
5. 2668	Jerry Hill	706	3.8	50	22	1961, 63-70
6. 2182	Don McCauley	622	3.5	25	31	1971-77
7. 1777	John Unitas	450	4.0	34	13	1956-72
8. 1769	Tony Lorick	439	4.0	60	14	1964-67
9. 1339	L. G. Dupre	356	3.8	60	8	1955-59
10. 1276	Norm Bulaich	318	4.0	67t	12	1970-72

PASS RECEPTIONS

No.	Player	Yardage	Avg.	Long	TD	Seasons
1.	631 Raymond Berry	9275	14.7	70t	68	1955-67
2.	363 Lenny Moore	6039	16.6	82t	48	1956-67
3.	320 John Mackey	5126	16.0	89t	38	1963-71
4.	303 Jimmy Orr	5859	19.3	84	50	1961-70
5.	298 Lydell Mitchell	2523	8.4	40t	14	1972-77
6.	249 Tom Matte	2869	11.5	88t	12	1961-72
7.	219 Jim Mutscheller	3635	16.6	66t	40	1954-61
8.	188 Willie Richardson	2883	15.3	79t	24	1963-69,71
9.	174 Don McCauley	1495	8.6	44	8	1971-77
10.	159 Glenn Doughty	2647	16.6	66t	19	1972-77

PASSING YARDAGE

Yardage	Player	Comple- tions/ Attempts	Pct.	Int.	TD	Seasons
1.	39768 John Unitas	2796-5110	54.7	246	287	1956-72
2.	10422 Bert Jones	793/1458	54.3	52	71	1973-77
3.	5666 Earl Morrall	363-676	53.7	40	47	1968-71
4.	3471 Marty Domres	293-576	50.9	31	21	1972-75
5.	2820 George Shaw	210-410	51.2	31	21	1955-58
6.	1783 Gary Kerkorian	134-248	54.0	17	11	1954-56,58
7.	1391 Gary Cuozzo	105-208	50.5	9	13	1963-66
8.	1171 Fred Enke	88-196	44.9	18	8	1953-54

RECEIVING YARDAGE

Yardage	Player	Recep- tions	Avg.	Long	TD	Seasons
1.	9275 Raymond Berry	631	14.7	70t	68	1955-67
2.	6039 Lenny Moore	363	16.6	82t	48	1956-67
3.	5859 Jimmy Orr	303	19.3	84	50	1961-70
4.	5126 John Mackey	320	16.0	89t	38	1963-71
5.	3635 Jim Mutscheller	219	16.6	66t	40	1954-61
6.	2883 Willie Richardson	188	15.3	79t	24	1963-69,71
7.	2869 Tom Matte	249	11.5	88t	12	1961-72
8.	2647 Glenn Doughty	159	16.6	66t	19	1972-77
9.	2523 Lydell Mitchell	298	8.4	40t	14	1972-77
10.	1786 Tom Mitchell	133	13.4	51t	19	1968-73

SCORING

Points	Player	TDR	TDP	TDRt	FG	PAT	Seasons
1.	678 Lenny Moore	63	48	2	0	0	1956-67
2.	586* Lou Michaels	0	0	0	107	263	1964-69
3.	408 Raymond Berry	0	68	0	0	0	1955-67
4.	342 Tom Matte	45	12	0	0	0	1961-72
5.	331 Toni Linhart	0	0	0	59	154	1974-77
6.	312 Steve Myhra	0	0	0	44	180	1957-61
7.	300 Jimmy Orr	50	0	0	0	0	1961-70
8.	264 Alan Ameche	40	4	0	0	0	1955-60
9.	263 Jim O'Brien	0	2	0	52	95	1970-72
10.	240 Jim Mutscheller	40	0	0	0	0	1954-61

*Includes one safety

INTERCEPTIONS

No.	Player	Yards	Avg.	Long	TD	Seasons
1.	57 Bob Boyd	994	17.4	74	4	1960-68
2.	37 Don Shinnick	255	6.9	23	0	1957-68
3.	34 Jerry Logan	397	11.7	38t	5	1963-72
4.	32 Andy Nelson	365	11.4	69	3	1957-63
5.	31 Rick Volk	518	16.7	94t	1	1967-75
6.	27 Milt Davis	410	15.2	75t	3	1957-60
7.	24 Bert Rechichar	296	12.3	42	1	1953-59
8.	23 Stan White	325	14.1	40	2	1967-72
9.	21 Bill Pellington	248	11.8	30t	1	1953-64
10.	21 Mike Curtis	227	10.8	38t	2	1965-75

TOP SEASONAL PERFORMANCES

RUSHING YARDAGE

	Yardage	Player	Attempts	Season
1.	1200	Lydell Mitchell	289	1976
2.	1193	Lydell Mitchell	289	1975
3.	1159	Lydell Mitchell	301	1977
4.	963	Lydell Mitchell	253	1973
5.	961	Alan Ameche	213	1955
6.	909	Tom Matte	235	1969
7.	858	Alan Ameche	178	1956
8.	791	Alan Ameche	171	1958
9.	757	Lydell Mitchell	214	1974
10.	741	Norm Bulaich	152	1971
11.	679	Alan Ameche	178	1959
12.	675	Joe Perry	168	1961
13.	675	Don McCauley	178	1972

PASS RECEPTIONS

	Receptions	Player	Yardage	Season
1.	75	Raymond Berry	873	1961
2.	74	Raymond Berry	1298	1960
3.	72	Lydell Mitchell	544	1974
4.	71	Lydell Mitchell	620	1977
5.	66	Raymond Berry	959	1959
6.	63	Willie Richardson	860	1967
7.	60	Lydell Mitchell	555	1976
8.	60	Lydell Mitchell	544	1975
9.	58	Raymond Berry	739	1965
10.	56	Raymond Berry	794	1958
11.	56	Raymond Berry	786	1966

RECEIVING YARDAGE

	Yardage	Player	Receptions	Season
1.	1298	Raymond Berry	74	1960
2.	1112	Roger Carr	43	1976
3.	974	Jimmy Orr	55	1962
4.	959	Raymond Berry	66	1959
5.	938	Lenny Moore	50	1958
6.	936	Lenny Moore	45	1960
7.	873	Raymond Berry	75	1961
8.	867	Jimmy Orr	40	1964
9.	860	Willie Richardson	63	1967
10.	847	Jimmy Orr	45	1965

PASSING YARDAGE

	Yardage	Player	Completions/			Season
			Attempts	Pct.	Int. TD	
1.	3481	John Unitas	237-410	57.8	12 20	1963
2.	3428	John Unitas	255-436	58.5	16 20	1967
3.	3104	Bert Jones	207-343	60.4	9 24	1976
4.	3099	John Unitas	190-378	50.3	24 25	1960
5.	2990	John Unitas	229-420	54.5	24 16	1961
6.	2967	John Unitas	222-389	57.1	23 23	1962
7.	2909	Earl Morrall	182-317	57.4	17 26	1968
8.	2899	John Unitas	193-367	52.6	14 32	1959
9.	2824	John Unitas	158-305	51.8	6 19	1964
10.	2748	John Unitas	195-348	56.0	24 23	1966

SCORING

	Points	Player	TD	FG	PAT	Other	Season
1.	120	Lenny Moore	20	0	0	0	1964
2.	109	Toni Linhart	0	20	49	0	1976
3.	106	Lou Michaels	0	20	46	0	1967
4.	104	Jim Martin	0	24	32	0	1963
5.	104	Lou Michaels	0	17	53	0	1964
6.	102	Lou Michaels	0	18	48	0	1968
7.	101	Lou Michaels	0	17	48	Safety	1965
8.	98	Lou Michaels	0	21	35	0	1966
9.	96	Steve Myhra	0	21	33	0	1961
10.	95	Jim O'Brien	0	20	35	0	1971

PUNTING AVERAGE

	Average	Player	No.	Yards	Long	Blk	Season
1.	45.6	David Lee	49	2233	64	1	1966
2.	45.3	David Lee	57	2580	66	0	1969
3.	44.7	David Lee	63	2820	62	1	1970
4.	43.0	Tom Gilburg	42	1804	61	0	1961
5.	42.4	Joe Don Looney	32	1358	64	0	1964
6.	42.3	David Lee	49	2079	68	0	1967
7.	42.1	David Lee	57	2400	60	1	1972
8.	41.8	Dave Sherer	51	2132	60	0	1959
9.	41.8	Tom Gilburg	57	2384	62	0	1962
10.	41.8	Tom Gilburg	52	2173	64	0	1963

INTERCEPTIONS

	No.	Player	Yards	Avg.	Long	TD	Season
1.	11	Tom Keane	118	10.7	35	0	1953
2.	10	Milt Davis	219	21.9	75	2	1957
3.	10	Lyle Blackwood	163	16.3	37	0	1977
4.	9	Bob Boyd	185	20.6	47	0	1964
5.	9	Bob Boyd	78	8.7	24	1	1965
6.	8	Andy Nelson	199	24.9	69	1	1958
7.	8	Ray Brown	149	18.6	30	0	1958
8.	8	Bob Boyd	160	20.0	49	1	1968
9.	8	Charlie Stukes	95	11.9	40	0	1971
10.	8	Stan White	135	16.9	32	1	1975

TOP SINGLE GAME PERFORMANCES

100-YARD RUSHING GAMES

	Yard- age	At- tempts	Player	Opponent	Date
1.	198	22	Norm Bulaich	New York Jets	Sept. 19, 1971
2.	194	21	Alan Ameche	Chicago Bears	Sept. 25, 1956
3.	185	13	Lenny Moore	Green Bay Packers	Oct. 28, 1956
4.	178	26	Lydell Mitchell	Kansas City Chiefs	Nov. 30, 1975
5.	162	20	Alan Ameche	Los Angeles Rams	Nov. 25, 1956
6.	156	40*	Lydell Mitchell	New York Jets	Oct. 20, 1974
7.	153	21	Alan Ameche	Detroit Lions	Oct. 1, 1955
8.	151	33	Lydell Mitchell	Atlanta Falcons	Nov. 17, 1974
9.	142	26	Alan Ameche	Chicago Bears	Nov. 16, 1958
10.	142	34	Lydell Mitchell	New England Patriots	Dec. 16, 1973
11.	142	17	Lydell Mitchell	Miami Dolphins	Oct. 9, 1977
12.	136	16	George Taliaferro	Los Angeles Rams	Nov. 22, 1953
13.	136	12	Lenny Moore	Detroit Lions	Oct. 19, 1958
14.	136	28	Lydell Mitchell	Houston Oilers	Nov. 1, 1976
15.	133	22	Lydell Mitchell	New Orleans Saints	Sept. 30, 1973
16.	126	14	Tony Lorick	Chicago Bears	Nov. 8, 1964
17.	122	15	Carl Taseff	Green Bay Packers	Nov. 13, 1954
18.	120	11	Lenny Moore	Cleveland Browns	Nov. 11, 1956
19.	120	25	Alan Ameche	San Francisco 49ers	Nov. 22, 1959
20.	120	13	Tom Matte	Los Angeles Rams	Dec. 15, 1963
21.	119	23	Lydell Mitchell	New York Giants	Dec. 7, 1975
22.	118	9	Lenny Moore	Los Angeles Rams	Oct. 16, 1960
23.	117	19	John Huzvar	Detroit Lions	Nov. 7, 1953
24.	117	22	Alan Ameche	Green Bay Packers	Oct. 29, 1955
25.	117	21	Tom Matte	Washington Redskins	Nov. 2, 1969
26.	116	11	Tom Matte	New York Jets**	Jan. 12, 1969
27.	116	25	Norm Bulaich	Cincinnati Bengals***	Dec. 26, 1970
28.	115	27	Lydell Mitchell	Dallas Cowboys	Sept. 26, 1976
29.	114	8	Lenny Moore	San Francisco 49ers	Nov. 30, 1958
30.	114	32	Lydell Mitchell	Seattle Seahawks	Sept. 18, 1977
31.	112	26	Don McCauley	New York Jets	Oct. 22, 1972
32.	112	27	Lydell Mitchell	Buffalo Bills	Nov. 9, 1975
33.	111	29	Lydell Mitchell	Washington Redskins	Nov. 7, 1977
34.	110	17	Tom Matte	Detroit Lions	Nov. 19, 1967
35.	109	20	Don McCauley	New Orleans Saints	Sept. 30, 1973
36.	108	18	Alan Ameche	Cleveland Browns	Nov. 11, 1956
37.	108	15	Norm Bulaich	New York Giants	Oct. 17, 1971
38.	107	19	Lydell Mitchell	Buffalo Bills	Oct. 12, 1975
39.	106	26	Lydell Mitchell	Miami Dolphins	Nov. 23, 1975
40.	106	27	Lydell Mitchell	Cincinnati Bengals	Sept. 19, 1976
41.	104	35	Lydell Mitchell	Miami Dolphins	Dec. 9, 1973

*NFL Record

**Super Bowl III

***AFC Playoff

Career 100-Yard Games—Mitchell, 16; Ameche, 7; Moore, 5; Matte, 4; Bulaich, 3; McCauley, 2; Huzvar, Lorick, Taseff & Taliaferro, 1.

PASS RECEPTIONS

	Receptions	Yardage	Player	Opponent	Date
1.	13	82	Lydell Mitchell	New York Jets	Dec. 15, 1974
2.	12	224	Raymond Berry	Washington Redskins	Nov. 10, 1957
3.	12	178	Raymond Berry	New York Giants*	Dec. 28, 1958
4.	12	64	Lydell Mitchell	New York Jets	Nov. 28, 1976
5.	11	156	Raymond Berry	Cleveland Browns	Nov. 1, 1959
6.	11	186	Raymond Berry	Detroit Lions	Oct. 23, 1960
7.	11	184	Willie Richardson	Philadelphia Eagles	Sept. 24, 1967
8.	11	190	Eddie Hinton	Kansas City Chiefs	Sept. 28, 1970
9.	11	90	Lydell Mitchell	Denver Broncos	Nov. 10, 1974
10.	11	112	Don McCauley	Denver Broncos	Nov. 27, 1977
11.	10	149	Raymond Berry	Detroit Lions	Sept. 28, 1958
12.	10	137	Raymond Berry	Green Bay Packers	Nov. 6, 1960
13.	10	117	Raymond Berry	Detroit Lions	Dec. 4, 1960
14.	10	125	Raymond Berry	Green Bay Packers	Dec. 12, 1965
15.	10	117	Raymond Berry	Green Bay Packers	Oct. 25, 1969

*NFL Championship

PASSING YARDAGE

	Yardage	Completions/Attempts	Player	Opponent	Date
1.	401	22-32	John Unitas	Atlanta Falcons	Sept. 17, 1967
2.	397	23-41	John Unitas	Cleveland Browns	Nov. 1, 1959
3.	385	19-34	John Unitas	Minnesota Vikings	Dec. 16, 1962
4.	385	36-53	Bert Jones	New York Jets	Dec. 15, 1974
5.	376	17-24	John Unitas	Detroit Lions	Nov. 10, 1963
6.	376	33-44	John Unitas	New York Jets	Sept. 24, 1972
7.	370	17-20	John Unitas	Atlanta Falcons	Nov. 12, 1967
8.	367	25-36	John Unitas	Washington Redskins	Dec. 8, 1962
9.	357	22-40	John Unitas	Detroit Lions	Dec. 4, 1960
10.	356	16-30	John Unitas	San Francisco 49ers	Nov. 27, 1960

YEAR-BY-YEAR LEADERS

SCORING

		TD	PAT	FG	TP
1953	Bert Rechichar	3	0-0	5-12	33
1954	Gary Kerkorian	1	11-12	5-10	32
1955	Bert Rechichar	0	25-26	10-24	55
1956	Lenny Moore	9	0-0	0-0	54
1957	Lenny Moore	11	0-0	0-0	66
1958	Lenny Moore	14	0-0	0-0	84
1959	Raymond Berry	14	0-0	0-0	84
1960	Lenny Moore	13	0-0	0-0	78
1961	Steve Myhra	0	33-34	21-39	96
1962	Dick Bielski	2	25-28	11-25	70
1963	Jim Martin	0	32-35	24-39	104
1964	Lenny Moore	20	0-0	0-0	120
1965	Lou Michaels	0	48-48	17-28	101
1966	Lou Michaels	0	35-36	21-39	98
1967	Lou Michaels	0	46-48	20-37	106
1968	Lou Michaels	0	48-50	18-28	102
1969	Tom Matte	13	0-0	0-0	79
1970	Jim O'Brien	0	36-38	19-34	93
1971	Jim O'Brien	0	35-36	20-29	95
1972	Jim O'Brien	2	24-24	13-31	75
1973	George Hunt	0	22-24	16-28	70
1974	Toni Linhart	0	22-22	12-20	58
1975	Lydell Mitchell	15	0-0	0-0	90
1976	Toni Linhart	0	20-27	49-51	109
1977	Toni Linhart	0	32-35	17-26	83

RUSHING

		Yards	Attempts	Avg.	Long	TD
1953	John Huzvar	515	119	4.3	36	4
1954	Buddy Young	311	70	4.4	57	2
1955	Alan Ameche	961	213	4.5	79	9
1956	Alan Ameche	858	178	4.8	43	8

1957	Alan Ameche	493	144	3.4	49	5
1958	Alan Ameche	791	171	4.6	22	8
1959	Alan Ameche	679	178	3.8	26	7
1960	Lenny Moore	374	91	4.1	57	4
1961	Joe Perry	675	168	4.0	27	3
1962	Lenny Moore	470	106	4.4	25	2
1963	Tom Matte	541	133	4.1	31	4
1964	Lenny Moore	584	157	3.7	32	16
1965	Jerry Hill	516	147	3.5	20	5
1966	Tony Lorick	524	143	3.7	41	3
1967	Tom Matte	636	147	4.3	30	9
1968	Tom Matte	662	183	3.6	23	9
1969	Tom Matte	909	235	3.9	26	11
1970	Norm Bulaich	426	139	3.0	15	3
1971	Norm Bulaich	741	152	4.9	67	8
1972	Don McCauley	675	178	3.8	36	2
1973	Lydell Mitchell	963	253	3.8	36	2
1974	Lydell Mitchell	757	214	3.5	31	5
1975	Lydell Mitchell	1193	289	4.1	70	11
1976	Lydell Mitchell	1200	289	4.2	43	5
1977	Lydell Mitchell	1159	301	3.9	64	3

PASSING		Attempts	Comple-	Pct.	Yards	TD	Int.
1953	Fred Enke	169	71	42.0	1054	8	15
1954	Gary Kerkorian	217	117	53.9	1515	9	12
1955	George Shaw	237	119	50.2	1586	10	19
1956	John Unitas	198	110	55.6	1498	9	10
1957	John Unitas	301	172	57.1	2550	24	17
1958	John Unitas	263	136	51.7	2007	19	7
1959	John Unitas	367	193	52.6	2899	32	14
1960	John Unitas	378	190	50.3	3099	25	24
1961	John Unitas	420	229	54.5	2990	16	24
1962	John Unitas	389	222	57.1	2967	23	23
1963	John Unitas	410	237	57.8	3481	20	12
1964	John Unitas	305	158	51.8	2824	19	6
1965	John Unitas	282	164	58.2	2530	23	12
1966	John Unitas	348	195	56.0	2748	22	24
1967	John Unitas	436	255	58.5	3428	20	16
1968	Earl Morrall	317	182	57.4	2909	26	17
1969	John Unitas	327	178	54.4	2342	12	20
1970	John Unitas	321	166	51.7	2213	14	18
1971	John Unitas	176	92	52.3	942	3	9
1972	Marty Domres	222	115	51.8	1392	11	6
1973	Marty Domres	191	93	48.7	1153	9	13
1974	Bert Jones	270	143	53.0	1610	8	12
1975	Bert Jones	344	203	59.0	2483	18	8
1976	Bert Jones	343	207	60.4	3104	24	9
1977	Bert Jones	393	224	57.0	2686	17	11

PASS RECEPTIONS		No.	Yards	Avg.	Long	TD
1953	Dan Edwards	35	312	8.9	32	3
1954	Dan Edwards	40	531	13.3	42	1
1955	Jim Mutscheller	33	518	15.7	48	7
1956	Jim Mutscheller	44	715	16.3	53	6
1957	Raymond Berry	47	800	17.0	67	6
1958	Raymond Berry	56	794	14.2	54	9
1959	Raymond Berry	66	959	14.5	55	14
1960	Raymond Berry	74	1298	17.5	70	10
1961	Raymond Berry	75	837	11.6	44	0
1962	Jimmy Orr	55	974	17.7	80	11
1963	Tom Matte	48	466	9.7	49	1
1964	Raymond Berry	43	663	15.4	46	6
1965	Raymond Berry	58	739	12.7	40	7
1966	Raymond Berry	56	786	14.0	40	7
1967	Willie Richardson	63	860	13.7	31	8
1968	John Mackey	45	644	14.3	45	5
1969	Willie Richardson	43	646	15.0	39	3
1970	Eddie Hinton	47	733	15.3	40	5
1971	Tom Mitchell	33	402	12.2	35	0
1972	Tom Mitchell	40	494	12.3	34	4
1973	Glenn Doughty	26	584	22.5	66	4
1974	Lydell Mitchell	72	544	7.6	24	2
1975	Lydell Mitchell	60	544	9.1	35	4
1976	Lydell Mitchell	60	555	9.3	40	3
1977	Lydell Mitchell	71	620	8.7	38	4

KICKOFF RETURNS

		No.	Yards	Avg.	Long	TD
1953	Larry Coutre	12	318	26.5	78	0
1954	Buddy Young	13	308	23.7	30	0
1955	Bob White	14	400	28.6	54	0
1956	Billy Vessels	16	379	23.7	42	0
1957	Jack Call	14	329	23.5	45	0
1958	Lenny Lyles	11	398	36.2	103	2
1959	Johnny Sample	17	457	26.9	80	0
1960	Johnny Sample	18	519	28.8	94	1
1961	Lenny Lyles	28	672	24.0	64	0
1962	Bake Turner	20	504	25.2	37	0
1963	Tom Matte	16	331	20.7	34	0
1964	Tony Lorick	13	385	29.6	71	0
1965	Alvin Haymond	20	614	30.7	53	0
1966	Lenny Moore	18	453	25.2	54	0
1967	Lenny Moore	16	392	24.4	37	0
1968	Preston Pearson	15	527	30.4	102	2
1969	Jim Duncan	19	560	29.5	92	1
1970	Jim Duncan	20	707	35.4	99	1
1971	Charlie Pittman	14	330	23.6	37	0
1972	Bruce Laird	29	843	29.1	73	0
1973	Cotton Speyrer	17	496	29.1	101	1
1974	Bruce Laird	19	499	26.3	55	0
1975	Bruce Laird	31	799	25.8	65	0
1976	Howard Stevens	30	710	23.7	83	0
1977	Bruce Laird	24	541	22.5	35	0

PUNT RETURNS

		No.	Yards	Avg.	Long	TD	FC
1953	George Taliaferro	10	31	3.1	7	0	
1954	Buddy Young	14	60	4.3	16	0	
1955	Bert Rechichar	30	121	4.0	24	0	
1956	Carl Taseff	27	233	8.6	90	1	
1957	Bert Rechichar	22	71	3.2	22	0	
1958	Carl Taseff	29	196	6.8	33	0	
1959	Carl Taseff	15	104	6.9	25	0	
1960	Johnny Sample	14	101	7.2	26	0	
1961	Bob Boyd	18	173	9.6	46	0	
1962	Bake Turner	9	94	10.4	43	0	
1963	Jerry Logan	28	279	10.0	38	0	0
1964	Wendell Harris	17	214	12.6	39	0	5
1965	Alvin Haymond	41	403	9.8	55	0	9
1966	Alvin Haymond	40	347	8.7	64	0	8
1967	Alvin Haymond	26	155	6.0	31	0	4
1968	Rick Volk	25	198	7.9	24	0	7
1969	Rick Volk	10	58	5.8	14	0	6
1970	Ron Gardin	28	330	11.8	80	1	20
1971	Rick Volk	22	118	5.4	18	0	20
1972	Bruce Laird	34	303	8.9	42	0	11
1973	Bruce Laird	15	72	4.8	13	0	6
1974	Tim Berra	16	114	7.1	14	0	2
1975	Howard Stevens	36	396	11.0	53	0	8
1976	Howard Stevens	39	315	7.9	44	0	9
1977	Howard Stevens	34	301	8.9	24	0	6

INTERCEPTIONS


		No.	Yards	Avg.	Long	TD
1953	Tom Keane	11	118	10.7	35	0
1954	Don Shula	5	84	16.8	25	0
	Tom Keane	5	22	4.4	7	0
1955	Bert Rechichar	6	109	18.2	40	0
1956	Bert Rechichar	4	63	15.8	42	0
1957	Milt Davis	10	219	21.9	75	2
1958	Andy Nelson	8	199	24.9	69	1
	Ray Brown	8	149	18.6	30	0
1959	Milt Davis	7	119	17.0	57	1
	Don Shinnick	7	70	10.0	23	0
1960	Bob Boyd	7	132	18.9	74	0
1961	Gary Glick	4	18	4.5	10	0
1962	Bob Boyd	7	163	23.3	38	0
1963	Jim Welch	4	49	12.3	15	0
1964	Bob Boyd	9	185	20.6	47	0
1965	Bob Boyd	9	78	8.7	24	1
1966	Bob Boyd	6	114	19.0	37	1
1967	Bob Boyd	6	145	24.2	41	1
	Rick Volk	6	145	24.2	94	1

1968	Bob Boyd	8	160	20.0	49	1
1969	Rick Volk	4	36	9.0	23	0
1970	Jerry Logan	6	92	15.3	33	2
1971	Charlie Stukes	8	95	11.9	40	0
1972	Charlie Stukes	5	23	4.6	11	0
1973	Stan White	4	40	10.0	22	1
1974	Mike Curtis	3	24	8.0	11	0
1975	Stan White	8*	135	16.9	32	1
1976	Jackie Wallace	5	105	21.0	41	0
1977	Lyle Blackwood	10	163	16.3	37	0

*NFL Record (Linebackers)

PUNTING

		No.	Yards	Avg.	Long	Blk
1953	George Taliatferro	65	2437	37.5	61	0
1954	Cotton Davidson	72	2678	37.2	55	1
1955	Monte Brethauer	55	2161	39.3	56	0
1956	Bert Rechichar	33	1277	38.7	56	0
1957	Cotton Davidson	47	1663	35.4	56	0
1958	Ray Brown	41	1635	39.9	60	0
1959	Dave Sherer	51	2132	41.8	60	0
1960	Ray Brown	52	2001	38.5	55	0
1961	Tom Gilburg	42	1804	43.0	61	0
1962	Tom Gilburg	57	2384	41.8	62	0
1963	Tom Gilburg	52	2173	41.8	64	0
1964	Joe Don Looney	32	1358	42.4	64	0
1965	Tom Gilburg	54	2139	39.6	66	0
1966	David Lee	49	2233	45.6	64	1
1967	David Lee	49	2079	42.4	68	0
1968	David Lee	49	1833	39.4	59	1
1969	David Lee	57	2580	45.3	66	0
1970	David Lee	63	2820	44.7	62	1
1971	David Lee	62	2542	41.0	76	0
1972	David Lee	57	2400	42.1	60	1
1973	David Lee	62	2398	38.7	60	2
1974	David Lee	71	2634	37.1	58	1
1975	David Lee	86	3402	39.6	62	1
1976	David Lee	59	2342	39.7	56	0
1977	David Lee	82	3142	38.3	59	2



Safety Lyle Blackwood led the NFL in '77 with 10 pass interceptions.

THE LONGEST IN COLT HISTORY

RUNNING PLAYS

1. 80t, Tom Matte vs. St. Louis, Oct. 12, 1964.
2. 79t, Alan Ameche vs. Chicago Bears, Sept. 25, 1955.
3. 79t, Lenny Moore vs. Green Bay, Oct. 28, 1956.
4. 73t, Lenny Moore vs. San Francisco, Nov. 30, 1958.
5. 72t, Lenny Moore vs. Green Bay, Oct. 28, 1956.
6. 70t, Lenny Moore at Cleveland, Nov. 11, 1956.
7. 70t, Lydell Mitchell vs. Kansas City, Nov. 30, 1975.
8. 69t, Ron Lee vs. Houston, Nov. 1, 1976.
9. 67t, Norm Bulaich vs. N.Y. Jets, Sept. 19, 1971.
10. 64t, Lydell Mitchell vs. Miami, Oct. 9, 1977.

PASSING PLAYS

1. 90t, Roger Carr from Bert Jones vs. N.Y. Jets, Nov. 16, 1975.
2. 89t, John Mackey from John Unitas at Los Angeles, Oct. 30, 1966.
3. 89t, Roger Carr from Bert Jones at Buffalo, Nov. 9, 1975.
4. 88t, Tom Matte from John Unitas vs. Atlanta, Sept. 17, 1967.
5. 84, Jimmy Orr from Earl Morrall at Atlanta, Sept. 22, 1968.
6. 82t, Buddy Young from George Shaw vs. Green Bay at Milw., Oct. 8, 1955.
7. 82t, Lenny Moore from John Unitas at San Francisco, Dec. 8, 1957.
8. 80t, Lenny Moore from John Unitas vs. Detroit, Dec. 4, 1960.
9. 80t, Jimmy Orr from John Unitas at Chicago, Oct. 21, 1962.
10. 80t, Lenny Moore from John Unitas vs. Minnesota, Dec. 16, 1962.



COLT LASTS

- Kickoff returned for touchdown:** Marshall Johnson vs. Oakland (87 yards), Dec. 24, 1977.
- 100-yard rushing game:** Lydell Mitchell vs. Washington (III), Nov. 7, 1977.
- 300-yard passing game:** Bert Jones vs. New England (340 yards), Dec. 18, 1977.
- 100-yard receiving game:** Ray Chester (122) and Glenn Doughty (110) vs. New England, Dec. 18, 1977.
- Four touchdown pass game:** Bert Jones vs. Miami, Nov. 9, 1977.
- Punt returned for touchdown:** Ron Gardin vs. Miami (80), Nov. 1, 1970.
- Four field goal game:** Toni Linhart (4-6) vs. N.Y. Jets, Nov. 28, 1976.
- Three touchdown game:** Roger Carr vs. Cincinnati, Sept. 19, 1976.
- Four touchdown game:** Lydell Mitchell vs. Buffalo, Oct. 12, 1975.
- Three interception game:** Lyle Blackwood vs. N.Y. Jets, Nov. 20, 1977.
- Punt blocked for touchdown:** Ted Hendricks at Cleveland (2), Sept. 16, 1973.
- Interception returned for touchdown:** Bruce Laird vs. Oakland (61 yards), Dec. 24, 1977.
- Fumble returned for touchdown:** Bob Pratt vs. N.Y. Jets (21 yards), Nov. 20, 1977.

TOP INDIVIDUAL GAME PERFORMANCES AGAINST THE COLTS

MOST YARDS RUSHING

205, Dan Towler vs. Los Angeles, Nov. 22, 1953.

LONGEST RUN FROM SCRIMMAGE

81, Rick Casares at Chicago Bears, Oct. 16, 1955.

MOST PASS ATTEMPTS

62, Joe Namath at N.Y. Jets, Oct. 18, 1970.

MOST PASS COMPLETIONS

34, Joe Namath at N.Y. Jets, Oct. 18, 1970.

HIGHEST PASS COMPLETION PERCENTAGE

86.2, Ken Stabler vs. Oakland, Oct. 28, 1973.

MOST PASSING YARDAGE (GROSS)

496, Joe Namath vs. N.Y. Jets, Sept. 24, 1972.

LONGEST PASS PLAY

99t, Karl Sweetan to Pat Studstill vs. Detroit, Oct. 16, 1966.

MOST TOUCHDOWN PASSES

7, Joe Kapp at Minnesota, Sept. 28, 1969.

MOST PASS RECEPTIONS

12, Ed Bell at N.Y. Jets, Oct. 18, 1970.

MOST PASS RECEIVING YARDAGE

231, Dave Parks, vs. San Francisco, Oct. 3, 1965.

MOST TOUCHDOWNS SCORED

5, Jim Brown vs. Cleveland, Nov. 1, 1959.

5, Paul Hornung vs. Green Bay, Dec. 12, 1965.

MOST TOUCHDOWN PASS RECEPTIONS

3, Dave Casper vs. Oakland, Dec. 24, 1977 (AFC Playoff Game)

3, Rich Caster vs. N.Y. Jets, Sept. 24, 1972.

3, Dave Parks vs. San Francisco, Oct. 3, 1965.

3, Gary Collins at Cleveland, Dec. 27, 1964 (NFL championship game).

3, Howard Cassady at Detroit, Oct. 11, 1959.

MOST POINTS SCORED

33, Paul Hornung at Green Bay, Oct. 8, 1961 (4 TD, 6 PAT, 1 FG)

MOST FIELD GOALS

5, Curt Knight at Washington, Nov. 18, 1973.

LONGEST FIELD GOAL

52, Chester Marcol vs. Green Bay, Sept. 22, 1974.

52, John Leypoldt at Buffalo, Oct. 14, 1973.

52, Jim Martin at Detroit, Oct. 23, 1960.

MOST PASS INTERCEPTIONS

3, Rich Sowell vs. N.Y. Jets, Sept. 23, 1973.

3, Jim Kerr at Washington, Nov. 26, 1961.

3, Jim Butler vs. Pittsburgh, Nov. 3, 1957.

3, Jack Christiansen at Detroit, Nov. 7, 1953.

LONGEST INTERCEPTION RETURN

87, Dave Robinson vs. Green Bay, Dec. 12, 1965.

LONGEST KICKOFF RETURN

103, Tom Wilson vs. Los Angeles, Nov. 25, 1956.

103, Herb Adderley at Green Bay, Nov. 18, 1962.

LONGEST PUNT RETURN

74, Yale Lary vs. Detroit, Oct. 3, 1953.

COLT PRESEASON RESULTS

1953: Won 3, Lost 3

A 15	Philadelphia Eagles	7-10	L	Norfolk, Va.
A 22	Chicago Cardinals	10-7	W	Lubbock, Texas
A 26	Pittsburgh Steelers	13-6	W	Rochester, N.Y.
S 7	Cleveland Browns	21-23	L	Akron, Ohio
S 12	New York Giants	6-10	L	St. Louis, Mo.
S 20	Washington Redskins	9-3	W	Baltimore

1954: Won 4, Lost 1

A 14	Philadelphia Eagles	10-0	W	Hershey, Pa.
A 22	Pittsburgh Steelers	27-21	W	Pittsburgh
S 10	Pittsburgh Steelers	16-21	L	Tulsa, Okla.
S 15	Chicago Cardinals	20-2	W	Chicago
S 18	Washington Redskins	49-14	W	Baltimore

1955: Won 2, Lost 2, Tied 1

A 13	Philadelphia Eagles	6-21	L	Hershey, Pa.
A 30	Washington Redskins	28-28	T	Baltimore
S 6	New York Giants	14-17	L	Minneapolis, Minn.
S 10	Chicago Cardinals	24-14	W	Chicago
S 18	Pittsburgh Steelers	44-17	W	Buffalo, N.Y.

1956: Won 3, Lost 2

A 11	Philadelphia Eagles	24-13	W	Hershey, Pa.
A 20	New York Giants	10-28	L	Boston, Mass.
A 25	Pittsburgh Steelers	37-16	W	Cincinnati, Ohio
S 9	Philadelphia Eagles	14-19	L	Louisville, Ky.
S 16	Washington Redskins	21-13	W	Baltimore

1957: Won 2, Lost 2, Tied 1

A 17	Philadelphia Eagles	17-10	W	Hershey, Pa.
A 24	Chicago Bears	24-24	T	Cincinnati, Ohio
S 8	Washington Redskins	14-24	L	Baltimore
S 15	Chicago Cardinals	27-9	W	Louisville, Ky.
S 21	Chicago Cardinals	21-27	L	St. Louis, Mo.

1958: Won 2, Lost 3, Tied 1

A 16	Philadelphia Eagles	28-30	L	Hershey, Pa.
A 23	Chicago Cardinals	31-31	T	Austin, Texas
A 29	Washington Redskins	7-27	L	Baltimore
S 6	Pittsburgh Steelers	10-13	L	Buffalo, N.Y.
S 14	New York Giants	27-21	W	Baltimore
S 21	New York Giants	42-21	W	Louisville, Ky.

1959: Won 4, Lost 2

A 14	College All-Stars	29-0	W	Chicago
A 21	New York Giants	28-3	W	Dallas, Texas
A 28	Washington Redskins	23-10	W	Baltimore
S 4	Pittsburgh Steelers	30-21	W	Miami, Fla.
S 13	Philadelphia Eagles	13-35	L	Philadelphia
S 20	Chicago Cardinals	17-31	L	Louisville, Ky.

1960: Won 3, Lost 3

A 12	College All-Stars	32-7	W	Chicago
A 19	Dallas Cowboys	14-10	W	Dallas
A 26	St. Louis Cardinals	21-31	L	Charleston, S.C.
S 2	Pittsburgh Steelers	28-34	L	Miami, Fla.
S 11	Washington Redskins	30-7	W	Baltimore
S 17	Philadelphia Eagles	21-35	L	Hershey, Pa.

1961: Won 3, Lost 2

A 12	Pittsburgh Steelers	20-24	L	Roanoke, Va.
A 18	Minnesota Vikings	13-3	W	Baltimore
A 26	Washington Redskins	41-7	W	Norfolk, Va.
S 1	Dallas Cowboys	24-35	L	Norman, Okla.
S 10	New York Giants	49-20	W	New Haven, Conn.

1962: Won 3, Lost 2

A 11	Philadelphia Eagles	56-28	W	Hershey, Pa.
A 16	Washington Redskins	34-14	W	Washington, D.C.
A 25	Dallas Cowboys	24-10	W	Roanoke, Va.
S 2	Minnesota Vikings	13-24	L	Minneapolis-St. Paul
S 9	Pittsburgh Steelers	9-20	L	Pittsburgh

1963: Won 4, Lost 1

A 10	Philadelphia Eagles	26-21	W	Hershey, Pa.
A 17	Cleveland Browns	21-7	W	Cleveland
A 24	Pittsburgh Steelers	17-14	W	Atlanta, Ga.
A 31	Washington Redskins	27-21	W	Norfolk, Va.
S 7	Chicago Bears	7-14	L	New Orleans, La.

1964: Won 3, Lost 1, Tied 1

A 8	Philadelphia Eagles	28-17	W	Hershey, Pa.
A 14	Detroit Lions	28-28	T	Detroit
A 21	St. Louis Cardinals	21-30	L	St. Louis
A 27	Washington Redskins	41-14	W	Washington, D.C.
S 6	Pittsburgh Steelers	48-17	W	Canton, Ohio

1965: Won 5, Lost 0

A 14	St. Louis Cardinals	22-10	W	New Orleans, La.
A 20	Detroit Lions	23-3	W	Detroit
A 28	Pittsburgh Steelers	38-10	W	Atlanta, Ga.
S 4	Washington Redskins	33-23	W	Norfolk, Va.
S 11	Philadelphia Eagles	33-14	W	Hershey, Pa.

1966: Won 5, Lost 0

A 3	Washington Redskins	35-0	W	Washington, D.C.
A 13	Philadelphia Eagles	31-17	W	New Orleans, La.
A 19	St. Louis Cardinals	33-7	W	St. Louis
A 26	Cleveland Browns	24-17	W	Cleveland
S 1	Detroit Lions	20-0	W	Detroit

1967: Won 4, Lost 1

A 13	Boston Patriots	33-3	W	Boston
A 21	St. Louis Cardinals	5-9	L	St. Louis
A 26	Detroit Lions	14-5	W	Detroit
A 31	Washington Redskins	23-17	W	Washington, D.C.
S 9	Dallas Cowboys	33-7	W	Dallas

1968: Won 5, Lost 1

A 3	Oakland Raiders	14-12	W	Oakland
A 10	Chicago Bears	10-0	W	Birmingham, Ala.
A 16	Washington Redskins	15-13	W	Washington, D.C.
A 23	Detroit Lions	7-14	L	Detroit
A 31	Miami Dolphins	22-13	W	Miami
S 7	Dallas Cowboys	16-10	W	Dallas

1969: Won 6, Lost 0

A 2	San Diego Chargers	26-6	W	San Diego
A 9	Oakland Raiders	34-30	W	Oakland
A 15	Houston Oilers	33-29	W	Houston
A 22	Buffalo Bills	20-7	W	Buffalo
A 30	Miami Dolphins	23-10	W	Miami
S 14	Dallas Cowboys	23-7	W	Dallas

1970: Won 4, Lost 2

A 8	Oakland Raiders	33-21	W	Oakland
A 14	Kansas City Chiefs	17-3	W	Kansas City
A 22	Denver Broncos	24-7	W	Denver
A 29	Miami Dolphins	13-20	L	Miami
S 5	Detroit Lions	20-14	W	Raleigh, N.C.
S 12	Washington Redskins	14-17	L	Washington, D.C.

1971: Won 3, Lost 4

J 30	College All-Stars	24-17	W	Chicago
A 7	Kansas City Chiefs	3-10	L	Baltimore
A 14	Chicago Bears	21-13	W	Baltimore
A 22	Detroit Lions	20-23	L	Ann Arbor, Mich.
A 28	Washington Redskins	20-14	W	Washington, D.C.
S 3	Dallas Cowboys	14-27	L	Baltimore
S 11	Oakland Raiders	3-24	L	Jacksonville, Fla.

1972: Won 3, Lost 3

A 4	Washington Redskins	3-33	L	Tampa, Fla.
A 14	Oakland Raiders	0-16	L	Oakland
A 21	Kansas City Chiefs	23-17	W	Kansas City
A 26	Pittsburgh Steelers	16-13	W	Tampa, Fla.
S 1	Detroit Lions	17-24	L	Tampa, Fla.
S 10	Denver Broncos	20-13	W	Denver

1973: Won 2, Lost 4

A 4	Pittsburgh Steelers	7-34	L	Pittsburgh
A 11	Atlanta Falcons	20-34	L	Atlanta
A 18	Detroit Lions	32-28	W	Memphis, Tenn.
A 25	Washington Redskins	3-20	L	Washington, D.C.
S 1	Houston Oilers	9-20	L	Houston
S 9	Denver Broncos	17-10	W	Denver

1974: Won 1, Lost 4

A 9	Detroit Lions	3-6	L	Baltimore
A 17	Cleveland Browns	37-3	W	Tampa, Fla.
A 26	Chicago Bears	16-20	L	Baltimore
A 31	Atlanta Falcons	7-23	L	Atlanta
S 6	Washington Redskins	6-7	L	Washington, D.C.

1975: Won 2, Lost 4

A 9	Denver Broncos	23-20	W (OT)	Denver
A 16	Atlanta Falcons	3-10	L	Lincoln, Neb.
A 22	Pittsburgh Steelers	10-31	L	Baltimore
A 30	New Orleans Saints	3-27	L	New Orleans
S 8	Houston Oilers	26-21	W	Houston
S 12	Washington Redskins	10-24	L	Baltimore

1976: Won 2, Lost 4

J 31	Cleveland Browns	21-0	W	Lincoln, Neb.
A 6	Washington Redskins	20-3	W	Baltimore
A 14	Chicago Bears	14-25	L	Chicago
A 20	New Orleans Saints	20-26	L (OT)	Baltimore
A 28	Atlanta Falcons	7-21	L	Atlanta
S 2	Detroit Lions	9-24	L	Detroit

1977: Won 3, Lost 3

A 8	Denver Broncos	8-14	L	Denver
A 14	Houston Oilers	14-7	W	Houston
A 19	Minnesota Vikings	29-7	W	Baltimore
A 27	Dallas Cowboys	21-23	L	Dallas
S 2	Detroit Lions	21-10	W	Baltimore
S 10	Tampa Bay Buccaneers	0-14	L	Tampa Bay

PRESEASON SERIES RECORDS

Won 81, Lost 54, Tied 4

	Won	Lost	Tied	First Meeting
Atlanta Falcons	0	4	0	1973
Buffalo Bills	1	0	0	1969
Chicago Bears	2	3	1	1957
Cleveland Browns	4	1	0	1953
College All-Stars	3	0	0	1959
Dallas Cowboys	5	3	0	1960
Denver Broncos	4	1	0	1970
Detroit Lions	6	5	1	1964
Houston Oilers	3	1	0	1969
Kansas City Chiefs	2	1	0	1970
Miami Dolphins	2	1	0	1968
Minnesota Vikings	2	1	0	1961
New England Patriots	1	0	0	1967
New Orleans Saints	0	2	0	1975
New York Giants	4	3	0	1953
Oakland Raiders	3	2	0	1968
Philadelphia Eagles	8	5	0	1953
Pittsburgh Steelers	9	8	0	1953
St. Louis Cardinals	6	5	1	1953
San Diego Chargers	1	0	0	1969
Tampa Bay	0	1	0	1977
Washington Redskins	15	7	1	1953

COLTS ALL-TIME RESULTS

ALL-AMERICA FOOTBALL CONFERENCE

1947: Won 2, Lost 11, Tied 1 Coach: Cecil Isbell
Fourth Eastern Division

S 7	Brooklyn Dodgers	W	16-7
S 14	At San Francisco 49'ers	L	7-14
S 21	At Cleveland Browns	L	0-28
S 28	New York Yankees	L	7-21
O 5	San Francisco 49'ers	T	28-28
O 12	At Buffalo Bills	L	15-20
O 19	Los Angeles Dons	L	10-38
O 26	At Los Angeles Dons	L	0-56
N 2	At New York Yankees	L	21-35
N 7	At Chicago Rockets	L	21-27
N 16	At Brooklyn Dodgers	L	14-21
N 23	Buffalo Bills	L	14-33
N 30	Chicago Rockets	W	14-7
D 7	Cleveland Browns	L	0-42
			167-377

1948: Won 7, Lost 7 Coach: Cecil Isbell
Tied First Eastern Division

S 5	New York Yankees	W	45-28
S 10	At Chicago Rockets	L	14-21
S 16	At New York Yankees	W	27-14
S 26	Brooklyn Dodgers	W	35-20
O 5	Cleveland Browns	L	10-14
O 10	San Francisco 49'ers	L	14-56
O 15	At Los Angeles Dons	W	29-14
O 24	At San Francisco 49'ers	L	10-21
O 31	At Buffalo Bills	L	17-35
N 7	At Cleveland Browns	L	7-28
N 14	Chicago Rockets	W	38-24
N 21	Los Angeles Dons	L	14-17
N 28	At Brooklyn Dodgers	W	38-20
D 5	Buffalo Bills	W	35-15
			333-327

EASTERN DIVISION PLAYOFF GAME

D 12	Buffalo Bills	L	17-28
------	---------------	---	-------

1949: Won 1, Lost 11 Coach: Cecil Isbell (4 games)
Seventh in Conference Walt Driskill (8 games)

A 28	At San Francisco 49'ers	L	17-31
S 2	At Los Angeles Dons	L	17-49
S 11	At Cleveland Browns	L	0-21
S 16	At Chicago Hornets	L	7-35
S 25	Cleveland Browns	L	20-28
O 2	At Buffalo Bills	W	35-28
O 16	Brooklyn/New York Yankees	L	21-24
O 23	Chicago Hornets	L	7-17
O 30	At Brooklyn/New York Yankees	L	14-21
N 16	San Francisco 49'ers	L	10-28
N 20	Los Angeles Dons	L	10-21
N 27	Buffalo Bills	L	14-38
			172-341

NATIONAL FOOTBALL LEAGUE

1950: Won 1, Lost 11 Coach: Clem Crowe
Seventh in National Conference

S 17	Washington Redskins	L	14-38
S 24	Cleveland Browns	L	0-31
O 2	At Chicago Cardinals	L	13-55
O 15	Philadelphia Eagles	L	14-24
O 22	At Los Angeles Rams	L	27-70
O 29	At San Francisco 49'ers	L	14-17
N 5	Green Bay Packers	W	41-21
N 12	At Pittsburgh Steelers	L	7-17
N 19	New York Giants	L	20-55
N 26	At Washington Redskins	L	28-38
D 3	Detroit Lions	L	21-45
D 10	New York Yanks	L	14-51
			213-462

(Attendance figures are turnstile, when figure is available)

1953:	Won 3, Lost 9	Coach: Keith Molesworth
	Fifth in Western Conference	
S 27	Chicago Bears W	13-9 23,715
O 3	Detroit Lions L	17-27 25,159
O 11	at Chicago Bears W	16-14 35,316
O 18	at Green Bay Packers L	14-37 18,713
O 25	Washington Redskins W	27-17 34,031
O 31	Green Bay Packers L	24-35 33,797
N 7	at Detroit Lions L	7-17 46,508
N 15	at Philadelphia Eagles L	14-45 27,813
N 22	Los Angeles Rams L	13-21 27,268
N 29	San Francisco 49ers L	21-38 26,005
D 5	at Los Angeles Rams L	2-45 26,696
D 13	at San Francisco 49ers L	14-45 24,432
		182-350

1954:	Won 3, Lost 9	Coach: Weeb Ewbank
	Sixth Western Conference	
S 26	Los Angeles Rams L	0-48 36,215
O 2	New York Giants W	20-14 27,088
O 10	at Chicago Bears L	9-28 27,845
O 16	at Detroit Lions L	0-35 48,272
O 24	Green Bay Packers L	6-7 28,680
O 31	at Washington Redskins L	21-24 23,566
N 6	Detroit Lions L	3-27 25,287
N 13	Green Bay Packers at Milwaukee L	13-24 19,786
N 21	Chicago Bears L	13-28 23,093
N 28	San Francisco 49ers W	17-13 23,875
D 4	at Los Angeles Rams W	22-21 30,744
D 11	at San Francisco 49ers L	7-10 26,856
		131-279

1955:	Won 5, Lost 6, Tied 1	Coach: Weeb Ewbank
	Fourth Western Conference	
S 25	Chicago Bears W	23-17 36,167
O 1	Detroit Lions W	28-13 40,030
O 8	Green Bay Packers at Milwaukee W	24-20 40,199
O 16	at Chicago Bears L	10-38 40,184
O 23	Washington Redskins L	13-14 51,587
O 29	Green Bay Packers W	14-10 34,411
N 5	at Detroit Lions L	14-24 53,874
N 13	at New York Giants L	7-17 33,982
N 20	Los Angeles Rams T	17-17 41,146
N 27	San Francisco 49ers W	26-14 33,485
D 4	at Los Angeles Rams L	14-20 37,024
D 11	at San Francisco 49ers L	24-35 35,371
		214-239

1956:	Won 5, Lost 7	Coach: Weeb Ewbank
	Fourth Western Conference	
S 30	Chicago Bears W	28-21 45,221
O 6	Detroit Lions L	14-31 42,622
O 14	Green Bay Packers at Milwaukee L	33-38 24,214
O 21	at Chicago Bears L	27-58 48,364
O 28	Green Bay Packers W	28-21 40,086
N 11	at Cleveland Browns W	21-7 42,404
N 18	at Detroit Lions L	3-27 55,788
N 25	Los Angeles Rams W	56-21 40,321
D 2	San Francisco 49ers L	17-20 37,227
D 9	at Los Angeles Rams L	7-31 51,037
D 16	at San Francisco 49ers L	17-30 43,791
D 23	Washington Redskins W	19-17 32,994
		270-322

**1957: Won 7, Lost 5
Third Western Conference**

Coach: Weeb Ewbank

S 29	Detroit Lions	W	34-14	40,112
O 5	Chicago Bears	W	21-10	46,558
O 13	Green Bay Packers at Milwaukee	W	45-17	26,322
O 20	at Detroit Lions	L	27-31	55,764
O 27	Green Bay Packers	L	21-24	48,510
N 3	Pittsburgh Steelers	L	13-19	42,575
N 10	at Washington Redskins	W	21-17	33,149
N 17	at Chicago Bears	W	29-14	47,168
N 24	San Francisco 49ers	W	27-21	50,073
D 1	Los Angeles Rams	W	31-14	52,060
D 8	at San Francisco 49ers	L	13-17	59,950
D 15	at Los Angeles Rams	L	21-37	52,560

303-235

WORLD CHAMPIONS

**1958: Won 9, Lost 3
First Western Conference**

Coach: Weeb Ewbank

S 28	Detroit Lions	W	28-15	48,377
O 4	Chicago Bears	W	51-38	52,622
O 12	Green Bay Packers at Milwaukee	W	24-17	24,553
O 19	at Detroit Lions	W	40-14	55,190
O 26	Washington Redskins	W	35-10	54,403
N 2	Green Bay Packers	W	56-0	51,333
N 9	at New York Giants	L	21-24	71,164
N 16	at Chicago Bears	W	17-0	48,664
N 23	Los Angeles Rams	W	34-7	57,557
N 30	San Francisco 49ers	W	35-27	57,557
D 6	at Los Angeles Rams	L	28-30	100,202
D 14	at San Francisco 49ers	L	12-21	58,334

381-203

WORLD CHAMPIONSHIP GAME

D 28	at New York Giants	W	23-17 (OT)	64,185
------	--------------------	---	------------	--------

WORLD CHAMPIONS

**1959: Won 9, Lost 3
First Western Conference**

Coach: Weeb Ewbank

S 27	Detroit Lions	W	21-9	55,588
O 3	Chicago Bears	L	21-26	57,557
O 11	at Detroit Lions	W	31-24	54,197
O 18	at Chicago Bears	W	21-7	48,430
O 25	Green Bay Packers	W	38-21	57,557
N 1	Cleveland Browns	L	31-38	57,557
N 8	at Washington Redskins	L	24-27	32,773
N 15	Green Bay Packers at Milwaukee	W	28-24	25,521
N 22	San Francisco 49ers	W	45-14	57,557
N 29	Los Angeles Rams	W	35-21	57,557
D 5	at San Francisco 49ers	W	34-14	59,075
D 12	at Los Angeles Rams	W	45-26	65,528

374-251

WORLD CHAMPIONSHIP GAME

D 27	New York Giants	W	31-16	57,545
------	-----------------	---	-------	--------

**1960: Won 6, Lost 6
Fourth Western Conference**

Coach: Weeb Ewbank

S 25	Washington Redskins	W	20-0	53,818
O 2	Chicago Bears	W	42-7	57,808
O 9	at Green Bay Packers	L	21-35	32,150
O 16	Los Angeles Rams	W	31-17	57,808
O 23	at Detroit Lions	L	17-30	53,854
O 30	at Dallas Cowboys	W	45-7	25,500
N 6	Green Bay Packers	W	38-24	57,808
N 13	at Chicago Bears	W	24-20	48,713
N 26	San Francisco 49ers	L	22-30	57,808

1961: Won 8, Lost 6 **Coach: Weeb Ewbank**
Third Western Conference

S	17	Los Angeles Rams	W	27-24	54,259
S	24	Detroit Lions	L	15-16	54,259
O	1	Minnesota Vikings	W	34-33	54,259
O	8	at Green Bay Packers	L	7-45	38,669
O	15	at Chicago Bears	L	10-24	48,719
O	22	at Detroit Lions	W	17-14	53,016
O	29	Chicago Bears	L	20-21	57,641
N	5	Green Bay Packers	W	45-21	57,641
N	12	at Minnesota Vikings	L	20-28	38,010
N	19	St. Louis Cardinals	W	16-0	56,112
N	26	at Washington Redskins	W	27-6	41,062
D	3	San Francisco 49ers	W	20-17	57,641
D	9	at Los Angeles Rams	L	17-34	41,268
D	16	at San Francisco 49ers	W	27-24	45,517

302-307

1962: Won 7, Lost 7 **Coach: Weeb Ewbank**
Fourth Western Conference

S	16	Los Angeles Rams	W	30-27	54,796
S	23	at Minnesota Vikings	W	34-7	30,787
S	30	Detroit Lions	L	20-29	57,966
O	7	San Francisco 49ers	L	13-21	54,158
O	14	at Cleveland Browns	W	36-14	80,132
O	21	at Chicago Bears	L	15-35	49,066
O	28	Green Bay Packers	L	6-17	57,966
N	4	at San Francisco 49ers	W	22-3	44,875
N	11	at Los Angeles Rams	W	14-2	39,502
N	18	at Green Bay Packers	L	13-17	38,669
N	25	Chicago Bears	L	0-57	56,164
D	2	at Detroit Lions	L	14-21	53,012
D	8	Washington Redskins	W	34-21	56,964
D	16	Minnesota Vikings	W	42-17	53,645

293-288

1963: Won 8, Lost 6 **Coach: Don Shula**
Third Western Conference

S	15	New York Giants	L	28-37	60,029
S	22	at San Francisco 49ers	W	20-14	31,006
S	29	at Green Bay Packers	L	20-31	42,327
O	6	at Chicago Bears	L	3-10	48,998
O	13	San Francisco 49ers	W	20-3	56,962
O	20	at Detroit Lions	W	25-21	51,901
O	27	Green Bay Packers	L	20-34	60,065
N	3	Chicago Bears	L	7-17	60,065
N	10	Detroit Lions	W	24-21	59,758
N	17	at Minnesota Vikings	W	37-34	33,136
N	24	at Los Angeles Rams	L	16-17	48,555
D	1	at Washington Redskins	W	36-20	44,006
D	8	Minnesota Vikings	W	41-10	54,122
D	15	Los Angeles Rams	W	19-16	52,834

316-285

1964: Won 12, Lost 2 **Coach: Don Shula**
First Western Conference

S	13	at Minnesota Vikings	L	24-34	35,563
S	20	at Green Bay Packers	W	21-20	42,327
S	27	Chicago Bears	W	52-0	56,537
O	4	Los Angeles Rams	W	35-20	56,537
O	12	St. Louis Cardinals	W	47-27	60,213
O	18	Green Bay Packers	W	24-21	60,213
O	25	at Detroit Lions	W	34-0	57,814
N	1	San Francisco 49ers	W	37-7	60,213
N	8	at Chicago Bears	W	40-24	47,891
N	15	Minnesota Vikings	W	17-14	60,213
N	22	at Los Angeles Rams	W	24-7	72,137
N	29	at San Francisco 49ers	W	14-3	33,642
D	6	Detroit Lions	L	14-31	60,213
D	13	Washington Redskins	W	45-17	60,213

428-225

NFL CHAMPIONSHIP GAME

D 27 at Cleveland Browns L 0-27 79,544

**1965: Won 10, Lost 3, Tied 1
Tied First Western Conference**

Coach: Don Shula

S 19	Minnesota Vikings	W	35-16	56,562
S 26	Green Bay Packers at Milwaukee	L	17-20	48,130
O 3	San Francisco 49ers	W	27-24	58,609
O 10	Detroit Lions	W	31-7	60,238
O 17	at Washington Redskins	W	38-7	50,405
O 24	Los Angeles Rams	W	35-20	60,238
O 31	at San Francisco 49ers	W	34-28	45,827
N 7	at Chicago Bears	W	26-21	45,656
N 14	at Minnesota Vikings	W	41-21	47,426
N 21	Philadelphia Eagles	W	34-24	60,238
N 25	at Detroit Lions	T	24-24	55,036
D 5	Chicago Bears	L	0-13	60,238
D 12	Green Bay Packers	L	27-42	60,238
D 18	at Los Angeles Rams	W	20-17	46,636
				389-284

WESTERN CONFERENCE PLAYOFF

D 26 at Green Bay Packers L 10-13 (OT)..... 50,484

PLAYOFF BOWL

J 9 Dallas Cowboys at Miami W 35-3 65,569

**1966: Won 9, Lost 5
Second Western Conference**

Coach: Don Shula

S 10	Green Bay Packers at Milwaukee	L	3-24	48,650
S 18	at Minnesota Vikings	W	38-23	47,426
S 25	San Francisco 49ers	W	36-14	56,715
O 9	at Chicago Bears	L	17-27	47,452
O 16	Detroit Lions	W	45-14	60,238
O 23	Minnesota Vikings	W	20-17	60,238
O 30	at Los Angeles Rams	W	17-3	57,898
N 6	Washington Redskins	W	37-10	60,238
N 13	at Atlanta Falcons	W	19-7	58,850
N 20	at Detroit Lions	L	14-20	52,383
N 27	Los Angeles Rams	L	7-23	60,238
D 4	Chicago Bears	W	21-16	60,238
D 10	Green Bay Packers	L	10-14	60,238
D 18	at San Francisco 49ers	W	30-14	40,005
				314-226

PLAYOFF BOWL

J 8 Philadelphia Eagles at Miami . W 20-14 58,088

**1967: Won 11, Lost 1, Tied 2
Tied First Coastal Division**

Coach: Don Shula

S 17	Atlanta Falcons	W	38-31	56,715
S 24	at Philadelphia Eagles	W	38-6	60,755
O 1	San Francisco 49ers	W	41-7	60,238
O 8	at Chicago Bears	W	24-3	47,190
O 15	Los Angeles Rams	T	24-24	60,238
O 22	at Minnesota Vikings	T	20-20	47,693
O 29	at Washington Redskins	W	17-13	50,574
N 5	Green Bay Packers	W	13-10	60,238
N 12	at Atlanta Falcons	W	49-7	58,850
N 19	Detroit Lions	W	41-7	60,238
N 26	at San Francisco 49ers	W	26-9	44,815
D 3	Dallas Cowboys	W	23-17	60,238
D 10	New Orleans Saints	W	30-10	60,238
D 17	at Los Angeles Rams	L	10-34	77,277
				394-198

1968: Won 13, Lost 1 Coach: Don Shula
First Coastal Division

S 15	San Francisco 49ers	W	27-10	56,864
S 23	at Atlanta Falcons	W	28-20	50,428
S 29	at Pittsburgh Steelers	W	41-7	44,480
O 6	Chicago Bears	W	28-7	60,238
O 13	at San Francisco 49ers	W	42-14	32,822
O 20	Cleveland Browns	L	20-30	60,238
O 27	Los Angeles Rams	W	27-10	60,238
N 2	at New York Giants	W	26-0	62,973
N 10	at Detroit Lions	W	27-10	55,170
N 17	St. Louis Cardinals	W	27-0	60,238
N 24	Minnesota Vikings	W	21-9	60,238
D 1	Atlanta Falcons	W	44-0	60,238
D 7	at Green Bay Packers	W	16-3	50,861
D 15	at Los Angeles Rams	W	28-24	69,397

402-144

WESTERN CONFERENCE CHAMPIONSHIP GAME

D 22	Minnesota Vikings	W	24-14	60,238
------	-------------------	---	-------	--------

NFL CHAMPIONSHIP GAME

D 27	at Cleveland Browns	W	34-0	80,628
------	---------------------	---	------	--------

SUPER BOWL III

J 12	New York Jets at Miami	L	7-16	75,389
------	------------------------	---	------	--------

1969: Won 8, Lost 5, Tied 1 Coach: Don Shula
Second Coastal Division

S 21	Los Angeles Rams	L	20-27	56,864
S 28	at Minnesota Vikings	L	14-52	47,644
O 5	at Atlanta Falcons	W	21-14	57,806
O 13	Philadelphia Eagles	W	24-20	56,864
O 19	at New Orleans Saints	W	30-10	80,636
O 26	San Francisco 49ers	L	21-24	60,238
N 2	Washington Redskins	W	41-17	60,238
N 9	Green Bay Packers	W	14-6	60,238
N 16	at San Francisco 49ers	L	17-20	38,472
N 23	at Chicago Bears	W	24-21	45,455
N 30	Atlanta Falcons	W	13-6	60,238
D 7	Detroit Lions	T	17-17	60,238
D 13	at Dallas Cowboys	L	10-27	63,191
D 21	at Los Angeles Rams	W	13-7	73,326

279-268

SUPER BOWL CHAMPIONS

1970: Won 11, Lost 2, Tied 1 Coach: Don McCafferty
First Eastern Division

S 20	at San Diego Chargers	W	16-14	47,782
S 28	Kansas City Chiefs	L	24-44	53,911
O 4	at Boston Patriots	W	14-6	38,235
O 11	at Houston Oilers	W	24-20	48,050
O 18	at New York Jets	W	29-22	63,301
O 25	Boston Patriots	W	27-3	60,240
N 1	Miami Dolphins	W	35-0	60,240
N 9	Green Bay Packers at Milwaukee	W	13-10	48,063
N 15	Buffalo Bills	T	17-17	60,240
N 22	at Miami Dolphins	L	17-34	67,699
N 29	Chicago Bears	W	21-20	60,240
D 6	Philadelphia Eagles	W	29-10	60,240
D 13	at Buffalo Bills	W	20-14	34,346
D 19	New York Jets	W	35-20	60,240

321-234

AFC DIVISIONAL PLAYOFF GAME

D 26	Cincinnati Bengals	W	17-0	51,127
------	--------------------	---	------	--------

AFC CHAMPIONSHIP GAME

J 3	Oakland Raiders	W	27-17	56,368
-----	-----------------	---	-------	--------

SUPER BOWL V

J 17	Dallas Cowboys at Miami	W	16-13	79,204
------	-------------------------	---	-------	--------

1971: Won 10, Lost 4 Coach: Don McCafferty
Second Eastern Division (Wildcard)

S 19	New York Jets	W	22-0	56,458
S 26	Cleveland Browns	L	13-14	56,837
O 3	at New England Patriots	W	23-3	61,232
O 10	at Buffalo Bills	W	43-0	46,206
O 17	at New York Giants	W	31-7	62,860
O 25	at Minnesota Vikings	L	3-10	49,784
O 31	Pittsburgh Steelers	W	34-21	60,238
N 8	Los Angeles Rams	W	24-17	57,722
N 14	at New York Jets	W	14-13	63,947
N 21	at Miami Dolphins	L	14-17	75,312
N 28	at Oakland Raiders	W	37-14	54,689
D 5	Buffalo Bills	W	24-0	58,476
D 11	Miami Dolphins	W	14-3	60,238
D 19	New England Patriots	L	17-21	57,942

313-140

AFC DIVISIONAL PLAYOFF GAME

D 26	at Cleveland Browns	W	20-3	74,082
------	---------------------	---	------	--------

AFC CHAMPIONSHIP GAME

J 2	at Miami Dolphins	L	0-21	78,629
-----	-------------------	---	------	--------

1972: Won 5, Lost 9 Coaches: Don McCafferty (5 games)
Third Eastern Division John Sandusky (9 games)

S 17	St. Louis Cardinals	L	3-10	53,652
S 24	New York Jets	L	34-44	56,626
O 1	at Buffalo Bills	W	17-0	46,206
O 8	San Diego Chargers	L	20-23	55,459
O 15	Dallas Cowboys	L	0-21	58,992
O 22	at New York Jets	L	20-24	62,948
O 29	Miami Dolphins	L	0-23	60,000
N 6	at New England Patriots	W	24-17	60,999
N 12	at San Francisco 49ers	L	21-24	61,214
N 19	at Cincinnati Bengals	W	20-19	49,512
N 26	New England Patriots	W	31-0	54,907
D 3	Buffalo Bills	W	35-7	55,390
D 10	at Kansas City Chiefs	L	10-24	44,175
D 16	at Miami Dolphins	L	0-16	80,010

235-252

1973: Won 4, Lost 10 Coach: Howard Schnellenberger
Fourth Eastern Division

S 16	at Cleveland Browns	L	14-24	74,303
S 23	New York Jets	L	10-34	55,942
S 30	New Orleans Saints	W	14-10	52,293
O 7	at New England Patriots	L	16-24	57,044
O 14	at Buffalo Bills	L	13-31	78,875
O 21	at Detroit Lions	W	29-27	48,058
O 28	Oakland Raiders	L	21-34	59,008
N 4	Houston Oilers	L	27-31	52,707
N 11	at Miami Dolphins	L	0-44	60,332
N 18	at Washington Redskins	L	14-22	52,675
N 25	Buffalo Bills	L	17-24	52,250
D 2	at New York Jets	L	17-20	61,009
D 9	Miami Dolphins	W	16-3	58,446
D 16	New England Patriots	W	18-13	52,065

226-341

1974: Won 2, Lost 12 Coach: Howard Schnellenberger (3 games)
Fifth Eastern Division Joe Thomas (11 games)

S 15	at Pittsburgh Steelers	L	0-30	48,890
S 22	Green Bay Packers	L	13-20	41,252
S 29	at Philadelphia Eagles	L	10-30	64,205
O 6	at New England Patriots	L	3-42	59,502
O 13	Buffalo Bills	L	14-27	40,626
O 20	at New York Jets	W	35-20	51,745
O 27	at Miami Dolphins	L	7-17	65,868
N 3	Cincinnati Bengals	L	14-24	36,110
N 10	Denver Broncos	L	6-17	33,244
N 17	at Atlanta Falcons	W	17-7	41,278
N 24	New England Patriots	L	17-27	34,782
D 1	at Buffalo Bills	L	0-6	75,325
D 8	Miami Dolphins	L	16-17	34,420
D 15	New York Jets	L	38-45	31,651

190-329

1975: Won 10, Lost 4 **Coach: Ted Marchibroda**
First Eastern Division

S 21	at Chicago Bears	W	35-7	51,678
S 28	Oakland Raiders	L	20-31	40,657
O 5	at Los Angeles Rams	L	13-24	62,491
O 12	Buffalo Bills	L	31-38	43,904
O 19	at New England Patriots	L	10-21	51,417
O 26	at New York Jets	W	45-28	55,137
N 2	Cleveland Browns	W	21-7	35,235
N 9	at Buffalo Bills	W	42-35	77,320
N 16	New York Jets	W	52-19	52,097
N 23	at Miami Dolphins	W	33-17	61,986
N 30	Kansas City Chiefs	W	28-14	43,281
D 7	at New York Giants	W	21-0	49,863
D 14	Miami Dolphins	W	10-7 (OT)	59,398
D 21	New England Patriots	W	34-21	51,926

395-269

AFC DIVISIONAL PLAYOFF GAME

D 27	at Pittsburgh Steelers	L	10-28	49,053
------	------------------------	---	-------	--------

1976: Won 11, Lost 3 **Coach: Ted Marchibroda**
First Eastern Division

S 12	at New England	W	27-13	43,512
S 19	Cincinnati	W	28-27	50,374
S 26	at Dallas	L	27-30	64,237
O 3	Tampa Bay	W	42-17	40,053
O 10	Miami	W	28-14	58,832
O 17	at Buffalo	W	31-13	71,009
O 24	at New York Jets	W	20-0	49,768
N 1	Houston	W	38-14	60,020
N 7	at San Diego	W	37-21	42,827
N 14	New England	L	14-21	58,226
N 22	at Miami	W	17-16	62,104
N 28	New York Jets	W	33-16	44,023
D 4	at St. Louis	L	17-24	48,282
D 12	Buffalo	W	58-20	50,452

AFC DIVISIONAL PLAYOFF GAME

D 19	Pittsburgh	L	14-40	60,020
------	------------	---	-------	--------

1977: Won 10, Lost 4 **Coach: Ted Marchibroda**
First Eastern Division

S 18	at Seattle	W	29-14	58,991
S 25	at N.Y. Jets	W	20-12	43,439
O 2	Buffalo	W	17-14	49,247
O 9	Miami	W	45-28	57,829
O 16	at K. City	W	17-6	63,076
O 23	at N. England	L	3-17	60,958
O 30	Pittsburgh	W	31-21	60,255
N 7	Washington	W	10-3	57,740
N 13	at Buffalo	W	31-13	39,444
N 20	N.Y. Jets	W	33-12	50,957
N 27	at Denver	L	13-27	74,939
D 5	at Miami	L	6-17	68,977
D 11	Detroit	L	10-13	45,124
D 18	N. England	W	30-24	42,250

AFC DIVISIONAL PLAYOFF GAME

D 24	Oakland (2OT)	L	31-37	60,763
------	---------------	---	-------	--------

ALL-TIME RECORD

Regular Season:	196-132-6	.586
Post-season:	8-7	.533
Playoff Bowl:	2-0	1.000
Overall:	206-139-6	.587

ALL-TIME SERIES RECORDS

(Colts Won-Lost-Tied)

ATLANTA (8-0)

1966, 19-7 W
1967, 38-31 W
1967, 49-7 W
1968, 28-20 W
1968, 44-0 W
1969, 21-14 W
1969, 13-6 W
1974, 17-7 W

BUFFALO (10-5-1)

1970, 17-17 T
1970, 20-14 W
1971, 43-0 W
1971, 24-0 W
1972, 17-0 W
1972, 35-7 W
1973, 13-31 L
1973, 17-24 L
1974, 14-27 L
1974, 0-6 L
1975, 31-38 L
1975, 42-35 W
1976, 31-13 W
1976, 58-20 W
1977, 17-14 W
1977, 31-13 W

CHICAGO (20-13)

1953, 13-9 W
1953, 16-14 W
1954, 9-28 L
1954, 13-28 L
1955, 23-17 W
1955, 10-38 L
1956, 28-21 W
1956, 27-58 L
1957, 21-10 W
1957, 29-14 W
1958, 51-38 W
1958, 17-0 W
1959, 21-26 L
1959, 21-7 W
1960, 42-7 W
1960, 24-10 W
1961, 10-24 L
1961, 20-21 L
1962, 15-35 L
1962, 0-57 L
1963, 3-10 L
1963, 7-17 L
1964, 52-0 W
1964, 40-24 W
1965, 26-21 W
1965, 0-13 L
1966, 17-27 L
1966, 21-16 W
1967, 24-3 W
1968, 28-7 W
1969, 24-21 W
1970, 21-20 W
1975, 35-7 W

CINCINNATI (3-1)

1970, 17-0 W¹
1972, 20-19 W
1974, 14-24 L
1976, 28-27 W

¹AFC Divisional Playoff

CLEVELAND (5-5)

1956, 21-7 W
1959, 31-38 L
1962, 36-14 W
1964, 0-27 L¹
1968, 20-30 L
1968, 34-0 W
1971, 13-14 L
1971, 20-3 W²
1973, 14-24 L
1975, 21-7 W

¹NFL Championship

²AFC Divisional Playoff

DALLAS (4-3)

1960, 45-7 W
1966, 35-3 W¹
1967, 23-17 W
1969, 10-27 L
1970, 16-13 W²
1972, 0-21 L
1976, 27-30 L

¹Playoff Bowl

²Super Bowl V

DENVER (0-2)

1974, 6-17 L
1977, 13-27 L

DETROIT (15-16-2)

1953, 17-27 L
1953, 7-17 L
1954, 0-35 L
1954, 3-27 L
1955, 28-13 W
1955, 14-24 L
1956, 14-31 L
1956, 3-27 L
1957, 34-14 W
1957, 27-31 L
1958, 28-15 W
1958, 40-14 W
1959, 21-9 W
1959, 31-24 W
1960, 17-30 L
1960, 15-20 L
1961, 15-16 L
1961, 17-14 W
1962, 20-29 L
1962, 14-21 L
1963, 25-21 W
1963, 24-21 L
1964, 34-0 W
1964, 14-31 L
1965, 31-7 W
1965, 24-24 T
1966, 45-14 W
1966, 14-20 L
1967, 41-7 W
1968, 27-10 W
1969, 17-17 T
1973, 29-27 W
1977, 10-13 L

GREEN BAY (16-18)

1953, 14-37 L
1953, 24-35 L
1954, 6-7 L
1954, 13-24 L
1955, 24-20 W

1955, 14-10 W
1956, 33-38 L
1956, 28-21 W
1957, 45-17 W
1957, 21-24 L
1958, 24-17 W
1958, 56-0 W
1959, 38-21 W
1959, 28-24 W
1960, 21-35 L
1960, 38-24 W
1961, 7-45 L
1961, 45-21 W
1962, 6-17 L
1962, 13-17 L
1963, 20-31 L
1963, 20-34 L
1964, 21-20 W
1964, 24-21 W
1965, 17-20 L
1965, 27-42 L
1965, 10-13 L¹
1966, 3-24 L
1966, 10-14 L
1967, 13-10 W
1968, 16-3 W
1969, 14-6 W
1970, 13-10 W
1974, 13-20 L

¹Conference Playoff

HOUSTON (2-1)

1970, 24-20 W
1973, 27-31 L
1976, 38-14 W

KANSAS CITY (2-2)

1970, 24-44 L
1972, 10-24 L
1975, 28-14 W
1977, 17-6 W

LOS ANGELES (20-14-2)

1953, 13-21 L
1953, 2-45 L
1954, 0-48 L
1954, 22-21 W
1955, 17-17 T
1955, 14-20 L
1956, 56-21 W
1956, 7-31 L
1957, 31-14 W
1957, 21-37 L
1958, 34-7 W
1958, 28-30 L
1959, 35-21 W
1959, 45-26 W
1960, 31-17 W
1960, 3-10 L
1961, 27-24 W
1961, 17-34 L
1962, 30-27 W
1962, 14-2 W
1963, 16-17 L
1963, 19-16 W
1964, 35-20 W
1964, 24-7 W
1965, 35-20 W
1965, 20-17 W
1966, 17-3 W
1966, 7-23 L

1967, 24-24 T
 1967, 10-34 L
 1968, 27-10 W
 1968, 28-24 W
 1969, 20-27 L
 1969, 13-7 W
 1971, 24-17 W
 1975, 13-24 L

MIAMI (8-9)

1970, 35-0 W
 1970, 17-34 L
 1971, 14-17 L
 1971, 14-3 W
 1971, 0-21 L¹
 1972, 0-23 L
 1972, 0-16 L
 1973, 0-44 L
 1973, 16-3 W
 1974, 7-17 L
 1974, 16-17 L
 1975, 33-17 W
 1975, 10-7 W
 1976, 28-14 W
 1976, 17-16 W
 1977, 45-28 W
 1977, 6-17 L

¹AFC Championship

MINNESOTA (12-4-1)

1961, 34-33 W
 1961, 20-28 L
 1962, 34-7 W
 1962, 42-17 W
 1963, 37-34 W
 1963, 41-10 W
 1964, 24-34 L
 1964, 17-14 W
 1965, 35-16 W
 1965, 41-21 W
 1966, 38-23 W
 1966, 20-17 W
 1967, 20-20 T
 1968, 21-9 W
 1968, 24-14 W¹
 1969, 14-52 L
 1971, 3-10 L

¹Conference Championship

NEW ENGLAND (9-7)

1970, 14-6 W
 1970, 27-3 W
 1971, 23-3 W
 1971, 17-21 L
 1972, 24-17 W
 1972, 31-0 W
 1973, 16-24 L
 1973, 18-13 W
 1974, 3-42 L
 1974, 17-27 L
 1975, 10-21 L
 1975, 34-21 W
 1976, 27-13 W
 1976, 14-21 L
 1977, 3-17 L
 1977, 30-24 W

NEW ORLEANS (3-0)

1967, 30-10 W
 1969, 30-10 W
 1973, 14-10 W

N.Y. GIANTS (6-3)

1954, 20-14 W
 1955, 7-17 L
 1958, 21-24 L
 1958, 23-17 W¹
 1959, 31-16 W¹
 1963, 28-37 L
 1968, 26-0 W
 1971, 31-7 W
 1975, 21-0 W

¹NFL Championship

N.Y. JETS (11-5)

1968, 7-16 L¹
 1970, 29-22 W
 1970, 35-20 W
 1971, 22-0 W
 1971, 14-13 W
 1972, 34-44 L
 1972, 20-24 L
 1973, 10-34 L
 1973, 17-20 L
 1974, 35-20 W
 1974, 38-45 L
 1975, 45-28 W
 1975, 52-19 W
 1976, 20-0 W
 1976, 33-16 W
 1977, 20-12 W
 1977, 33-12 W

¹Super Bowl III

OAKLAND (2-3)

1970, 27-17 W¹
 1971, 37-14 W
 1973, 21-34 L
 1975, 20-31 L
 1977, 31-37 L²

¹AFC Championship
²AFC Playoffs

PHILADELPHIA (5-2)

1953, 14-45 L
 1965, 34-24 W
 1966, 20-14 W¹
 1967, 38-6 W
 1969, 24-20 W
 1970, 29-10 W
 1974, 10-30 L

¹Playoff Bowl

PITTSBURGH (3-4)

1957, 13-19 L
 1968, 41-7 W
 1971, 34-21 W
 1974, 0-30 L
 1975, 10-28 L¹
 1976, 14-40 L¹
 1977, 31-21 W

¹AFC Divisional Playoff

ST. LOUIS (3-2)

1961, 16-0 W
 1964, 47-27 W
 1968, 27-0 W
 1972, 3-10 L
 1976, 17-24 L

SAN FRANCISCO (21-14)

1953, 21-38 L
 1953, 14-45 L
 1954, 17-13 W
 1954, 7-10 L
 1955, 26-14 W
 1955, 24-35 L
 1956, 17-20 L
 1956, 17-30 L
 1957, 27-21 W
 1957, 13-17 L
 1958, 35-27 W
 1958, 12-21 L
 1959, 45-14 W
 1959, 34-14 W
 1960, 22-30 L
 1960, 10-34 L
 1961, 20-17 W
 1961, 27-24 W
 1962, 13-21 L
 1962, 22-3 W
 1963, 20-14 W
 1963, 20-3 W
 1964, 37-7 W
 1964, 14-3 W
 1965, 27-24 W
 1965, 34-28 W
 1966, 36-14 W
 1966, 30-14 W
 1967, 41-9 W
 1967, 26-9 W
 1968, 27-10 W
 1968, 42-14 W
 1969, 21-24 L
 1969, 17-20 L
 1972, 21-24 L

SEATTLE (1-0)

1977, 29-14

TAMPA BAY (1-0)

1976, 42-17 W

WASHINGTON (14-4)

1953, 27-17 W
 1954, 21-24 L
 1955, 13-14 L
 1956, 19-17 W
 1957, 21-17 W
 1958, 35-10 W
 1958, 35-10 W
 1959, 24-27 L
 1960, 20-0 W
 1961, 27-6 W
 1962, 34-21 W
 1963, 36-20 W
 1964, 45-17 W
 1965, 38-7 W
 1966, 37-10 W
 1967, 17-13 W
 1969, 41-17 W
 1973, 14-22 L
 1977, 10-3 W



NEW ORLEANS (3-0) SAN DIEGO (2-1)

1967, 30-10 W
 1969, 30-10 W
 1973, 14-10 W
 1970, 16-14 W
 1972, 20-23 L
 1976, 37-21 W

COLTS CORRALS

Perhaps the most unique fan group in professional sports is the Colts' Corrals, a group of associated fan clubs with a total membership in excess of 2000. They started as a single club, Corral #1, 19 years ago, and have expanded continually, with Corrals 34 and 35 being added this year.

In addition to attending all the Colts' home games and many of the road contests, the Corrals engage in numerous activities, which promote the Colts and football in the Maryland-Delaware-Pennsylvania area. They also are active in charity fund raising and for the past eight years have conducted a Veterans Day program at one of the Colt home games.

The Corrals have participated in the enshrinement of four Colts—Gino Marchetti, 1972; Jim Parker and Raymond Berry, 1973; and Lenny Moore, 1975—into the Pro Football Hall of Fame.

Probably the best known activities of the Corrals and their off-season banquets, at which they honor Colt players and coaches and the annual convention and mammoth parade.

The coordinating body of the Corrals is the Council, which meets monthly. Chairman of the 1978 Council is John Hoffman; Vice Chairman, Bill Issacson; Treasurer Jean Luckabaugh; Secretary "Loudy" Loudenslager; and Sergeant at Arms, Marcie Hamlen.

Persons desiring more information about the Corrals, should write: Colts Corrals, P.O. Box 8409, Parkville, Maryland 21234.

HARRY R. SHRIVER, P.A. Announcer

"Good afternoon, Ladies and Gentlemen. This is Harry Shriver, your Stadium announcer. . . ." These are familiar words to every Colt fan in Baltimore. For over a decade now these words have rung through Memorial Stadium and christened every Colt home game.

This will be Harry Shriver's 15th year as the Colts' Public Address Announcer. He became the Colts' "Stadium Voice" in 1964 when he was Sports Director of WFBR Radio.



Shriver is now President and General Manager of WFBR and WBKZ-FM. He is a panelist on WFBR's award-winning "Conference Call" public affairs program and for many years has served as master of ceremonies at the weekly dinner meetings of the Quarterback Club of Baltimore. Shriver was President of the Maryland-District of Columbia-Delaware Broadcasters' Association (1975-76) and served two terms as Chairman of the Baltimore Broadcasters' Coalition.

Active in civic affairs, Shriver served two years as President of The Baltimore Association for Retarded Children, two terms on the Board of Directors of the Maryland Cancer Society, and was Chairman of a State committee to study the problems of mental retardation in Maryland. He has also been actively involved with the United Fund of Central Maryland.

Shriver, whose public address job is his last remaining connection with sports, has called every home game since 1964 except one. A virus kept him from the Colts' home opener against St. Louis in 1972.

Shriver and his wife Pat and their two children live in the Pikesville area.

COLT PRONUNCIATION GUIDE

Ernie Accorsi	A-KOR-see
Dick Bielski	BEEL-skee
George Boutselis	Boots-el-lis
Joe Causin	KAW-zen
Glenn Doughty	DOW-tee
Whitey Dovell	Dough-VEL
Joe Ehrmann	ER-man
Eddie Khayat	Ki-yat
George Kunz	KOUNS
Tom MacLeod	Mc-CLOUD
Ted Marchibroda	MARCH-a-BRO-da
Mike Ozdowski	Oz-DOW-skee
Fred Schubach	SHOO-bak
Richard Szymanski	Sa-MAN-skee
Bob Terpening	TUR-pen-in
Bob Van Dyne	VAN DINE

TRAINING CAMP

For the fourth consecutive season, the Baltimore Colts will use the facilities at Goucher College in Towson, just inside the Beltway north of the city, as their training location.

Rookies are scheduled to report July 9 with veterans checking in a week later, on July 23. The camp will close in late August.

THE BALTIMORE COLTS MARCHING BAND

The Baltimore Colts Marching Band is observing its 32nd anniversary this season. Founded in 1947 for the All-America Football Conference Colts, the band remained active in 1951-52, when Baltimore was without football, and aided in the campaign to return football to the city in 1953.

The band, composed of volunteer musicians, performs annually at regular season and preseason games and prior to every kickoff. The 160 members begin rehearsals in late spring and make appearances at parades and other special events throughout the year, including the Preakness at Pimlico Race Track, where the band recently played for the 16th consecutive year.

The band is represented in the Professional Football Hall of Fame in Canton, O., by its first bass drum (donated in 1966) and a number of other original band items (1971). The band is recognized as the first in professional football to incorporate a cheerleader unit (1954).

The 1977 band staff includes: Arthur H. Schmearsal, Director; Richard E. DiStefano, Business Manager; Sam Orofino, Personnel Director; Carol Amoss, Choreographer; Marsha Bachman, Assistant Choreographer; Gil Rathel, Color Guard Captain; H. Erich Koch, Librarian; Ed Thomas, Photographer; John Ziemann, Publicity Director; Richard E. Otto, Drum Major; and Richard I. Hill, Assistant Director.

COLTS FIGHT SONG

(Words and music by Jo Lombardi and Benjamin Klasmer)

Let's go you Baltimore Colts,
And put that ball across the line.
So, drive on you Baltimore Colts,
Go in and strike like lightning bolts.
Fight, Fight, Fight.
Rear up you Colts and let's fight.
Crash through and show them your might.
For Baltimore and Maryland
You will march on to victory.

COLTS RADIO-TV NETWORK



Vince Bagli and Chuck Thompson

The Baltimore Colts 1978 Radio Network will cover a five state region plus the District of Columbia. WCBM-AM of Baltimore will serve as the flagship station for the Colts 35 station network. Veteran play by play announcer Chuck Thompson will do the broadcasts and Vince Bagli will do the color.

Thompson has been doing play by play for Baltimore teams since the late 1940s when he moved to the Monument City from Philadelphia. He began his Baltimore career doing the Baltimore Orioles of the International League and the Baltimore Colts of the All American Football Conference. Nationally recognized and nationally honored, Thompson lists his 1958 broadcast of the Colts-Giants "sudden death" NFL championship game and the seventh game of the 1960 Pirates-Yankees World Series as his most memorable assignment.

Bagli has been associated with Baltimore sports for as many years as Thompson. He has worked in both the print media and the electronic media having worked as a sportswriter for the Baltimore News American and for WBAL-Radio and TV. Twice nationally honored, Bagli is a Baltimore sports broadcasting institution.

Maryland

WAMD-AM Aberdeen 970
WNAV-AM Annapolis 1430
WCEM-AM Cambridge 1240
WESP-FM Cambridge 106.3
WCTR-AM Chestertown 1530
WCMD-AM Cumberland 1230
WEMD-AM Easton 1460
WEMD-FM Easton 96.7
WFMD-AM Frederick 930
WWMD-FM Hagerstown 104.7
WASA-AM Havre de Grace 1330
WHDG-FM Havre de Grace 103.7
WMSG-AM Oakland 1050
WMSG-FM Oakland 92.1
WETT-AM Ocean City 1590
WMJS-FM Prince Frederick 92.7
WBOC-AM Salisbury 960
WTHU-AM Thurmont 1450
WTTR-AM Westminster 1470
WTTR-FM Westminster 100.7

District of Columbia

WEAM-AM Washington 1390

Delaware

WDOV-AM Dover 1410

Pennsylvania

WCBG-AM Chambersburg 1590
WHVR-AM Hanover 1280
WSBA-AM York/Lancaster 910
WTPA-FM Harrisburg 104.1
WBRX-AM Berwick 1280

Virginia

WNOR-AM Norfolk 1230
WFIR-AM Roanoke 960
WPRW-AM Manassas 1460
WTTX-FM Appomattox 107.1

West Virginia

WCST-AM Berkeley Springs 1010
WCST-FM Berkeley Springs 93.5
WEPM-AM Martinsburg 1340

*Please Note: Because of differences in individual station formats, such as broadcast hours and other factors, stations along the network carry a various schedule of games.

The Colts Radio Network is managed by Metrocommunications of Bethesda, Maryland, President Leonard Klompus, Network Manager Larry Dietsch.



Photo by Mort Tadder

BALTIMORE MEMORIAL STADIUM

Baltimore Memorial Stadium was completed in 1954. Construction began in 1949, the final season of Baltimore's play in the All-America Football Conference, on the same site as the original Baltimore Stadium. Work continued through 1949 and the 1950 National Football League season without the Colts missing a home game.

Construction was suspended following the dissolution of the Baltimore NFL franchise in 1950, and did not resume until 1952. Work continued through the 1953 season, when the current Colt team moved to the city from Dallas.

The stadium, in its present form, was completed prior to the 1954 season with a capacity of 52,000. Additions brought the capacity up to a high of 60,240 in 1970. Comfort refinements have reduced the current capacity to 56,626 for Colt games played before conversion from the baseball configuration, and 60,763, when the football configuration is completed.

The original Baltimore Stadium was built of wood on mounds of dirt beginning in 1922. It was completed in 1924 with a seating capacity of 80,000 and officially dedicated on November 29, 1924, when 80,150 persons attended the Army-Navy game. Capacity later was reduced to 66,000.

THE QUARTERBACK CLUB OF BALTIMORE

The Quarterback Club of Baltimore meets each Monday evening after Colt home games. Every meeting is attended by a Colt player or coach, who speaks to the members and answers their questions about the past game.

Founded in 1959, the club serves to promote football in the Baltimore metropolitan area. Each year it conducts its annual Scholarship Awards Night dinner at which is presented its John Uitas Football Man of the Year, High School Coach of the Year, Most Valuable Colt Player of the Year, and Greater Baltimore High School Player of the Year, who receives a \$1000 scholarship.

The 1978 officers for the Quarterback Club include: Robert Pivec, president; Terry Kleinfeld, vice president; James Watson, treasurer; and Herb Wright, secretary.

1978 NATIONAL FOOTBALL LEAGUE SCHEDULE

(All times local)

SATURDAY, SEPTEMBER 2 (First Weekend)

1. New York Giants at Tampa Bay 8:00

SUNDAY, SEPTEMBER 3

2. Green Bay at Detroit 1:00
 3. Houston at Atlanta 1:00
 4. Kansas City at Cincinnati 1:00
 5. Los Angeles at Philadelphia 1:00
 6. Miami at New York Jets 1:00
 7. Minnesota at New Orleans 1:00
 8. Oakland at Denver(NBC) 2:00
 9. Pittsburgh at Buffalo 1:00
 10. St. Louis at Chicago 1:00
 11. San Diego at Seattle 1:00
 12. San Francisco at Cleveland 1:00
 13. Washington at New England 1:00

MONDAY, SEPTEMBER 4

14. Baltimore at Dallas(ABC) 8:00

SATURDAY, SEPTEMBER 9 (Second Weekend)

15. Detroit at Tampa Bay 8:00

SUNDAY, SEPTEMBER 10

16. Atlanta at Los Angeles 1:00
 17. Chicago at San Francisco 1:00
 18. Cincinnati at Cleveland 1:00
 19. Dallas at New York Giants 1:00
 20. Houston at Kansas City 1:00
 21. Miami at Baltimore(NBC) 4:00
 22. New England at St. Louis 1:00
 23. New Orleans vs. Green Bay at Milw. 1:00
 24. New York Jets at Buffalo 4:00
 25. Oakland at San Diego 1:00
 26. Philadelphia at Washington 1:00
 27. Seattle at Pittsburgh 1:00

MONDAY, SEPTEMBER 11

28. Denver at Minnesota(ABC) 8:00

SUNDAY, SEPTEMBER 17 (Third Weekend)

29. Buffalo at Miami 4:00
 30. Chicago at Detroit 1:00
 31. Cleveland at Atlanta 1:00
 32. Dallas at Los Angeles(CBS) 1:00
 33. Kansas City at New York Giants 1:00
 34. Oakland at Green Bay 1:00
 35. Philadelphia at New Orleans 1:00
 36. Pittsburgh at Cincinnati 1:00
 37. San Diego at Denver 2:00
 38. San Francisco at Houston 1:00
 39. Seattle at New York Jets 1:00
 40. Tampa Bay at Minnesota 1:00
 41. Washington at St. Louis 1:00

MONDAY, SEPTEMBER 18

42. Baltimore at New England(ABC) 9:00

**SUNDAY, SEPTEMBER 24
(Fourth Weekend)**

43. Atlanta at Tampa Bay 4:00
44. Baltimore at Buffalo 1:00
45. Cleveland at Pittsburgh 1:00
46. Denver at Kansas City 1:00
47. Detroit at Seattle 1:00
48. Green Bay at San Diego 1:00
49. Los Angeles at Houston 1:00
50. Miami at Philadelphia 1:00
51. New England at Oakland(ABC) 6:00
52. New Orleans at Cincinnati 1:00
53. New York Jets at Washington 1:00
54. St. Louis at Dallas(CBS) 3:00
55. San Francisco at New York Giants 4:00

MONDAY, SEPTEMBER 25

56. Minnesota at Chicago(ABC) 8:00

**SUNDAY, OCTOBER 1
(Fifth Weekend)**

57. Cincinnati at San Francisco 1:00
58. Detroit vs. Green Bay at Milw. 1:00
59. Houston at Cleveland 1:00
60. Kansas City at Buffalo 1:00
61. Los Angeles at New Orleans 1:00
62. Minnesota at Tampa Bay 1:00
63. New York Giants at Atlanta 1:00
64. Oakland at Chicago(NBC) 3:00
65. Philadelphia at Baltimore 2:00
66. Pittsburgh at New York Jets 1:00
67. St. Louis at Miami 1:00
68. San Diego at New England 1:00
69. Seattle at Denver 2:00

MONDAY, OCTOBER 2

70. Dallas at Washington(ABC) 9:00

**SUNDAY, OCTOBER 8
(Sixth Weekend)**

71. Atlanta at Pittsburgh 1:00
72. Baltimore at St. Louis 1:00
73. Buffalo at New York Jets 1:00
74. Chicago at Green Bay 1:00
75. Cleveland at New Orleans 1:00
76. Denver at San Diego 1:00
77. Houston at Oakland 1:00
78. Minnesota at Seattle 1:00
79. New York Giants at Dallas 1:00
80. Philadelphia at New England 1:00
81. San Francisco at Los Angeles(CBS) 1:00
82. Tampa Bay at Kansas City 1:00
83. Washington at Detroit 1:00

MONDAY, OCTOBER 9

84. Cincinnati at Miami(ABC) 8:30

**SUNDAY, OCTOBER 15
(Seventh Weekend)**

85.	Buffalo at Houston	1:00
86.	Dallas at St. Louis	1:00
87.	Detroit at Atlanta	1:00
88.	Kansas City at Oakland	1:00
89.	Los Angeles at Minnesota	3:00 (CBS)
90.	Miami at San Diego	1:00
91.	New England at Cincinnati	1:00
92.	New Orleans at San Francisco	1:00
93.	New York Jets at Baltimore	2:00
94.	Pittsburgh at Cleveland	1:00
95.	Seattle vs. Green Bay at Milw.	1:00
96.	Tampa Bay at New York Giants	1:00
97.	Washington at Philadelphia	1:00

MONDAY, OCTOBER 16

98.	Chicago at Denver	7:00 (ABC)
-----	-------------------	------------

**SUNDAY, OCTOBER 22
(Eighth Weekend)**

99.	Atlanta at San Francisco	1:00
100.	Chicago at Tampa Bay	1:00
101.	Cincinnati at Buffalo	1:00
102.	Cleveland at Kansas City	1:00
103.	Denver at Baltimore	4:00 (NBC)
104.	Green Bay at Minnesota	1:00
105.	Miami at New England	1:00
106.	New Orleans at Los Angeles	1:00
107.	Oakland at Seattle	1:00
108.	Philadelphia at Dallas	1:00
109.	St. Louis at New York Jets	1:00
110.	San Diego at Detroit	1:00
111.	Washington at New York Giants	1:00

MONDAY, OCTOBER 23

112.	Houston at Pittsburgh	9:00 (ABC)
------	-----------------------	------------

**THURSDAY, OCTOBER 26
(Ninth Weekend)**

113.	Minnesota at Dallas	7:30 (ABC)
------	---------------------	------------

SUNDAY, OCTOBER 29

114.	Baltimore at Miami	4:00 (NBC)
115.	Buffalo at Cleveland	1:00
116.	Denver at Seattle	1:00
117.	Detroit at Chicago	1:00
118.	Houston at Cincinnati	1:00
119.	Kansas City at Pittsburgh	1:00
120.	New York Giants at New Orleans	1:00
121.	New York Jets at New England	1:00
122.	St. Louis at Philadelphia	1:00
123.	San Diego at Oakland	1:00
124.	San Francisco at Washington	1:00
125.	Tampa Bay at Green Bay	1:00

MONDAY, OCTOBER 30

126.	Los Angeles at Atlanta	9:00 (ABC)
------	------------------------	------------

**SUNDAY, NOVEMBER 5
(Tenth Weekend)**

127.	Cincinnati at San Diego	1:00
128.	Cleveland at Houston	1:00
129.	Dallas at Miami	(CBS) 4:00
130.	Detroit at Minnesota	1:00
131.	Green Bay at Philadelphia	1:00
132.	New England at Buffalo	1:00
133.	New Orleans at Pittsburgh	1:00
134.	New York Giants at St. Louis	12:00
135.	New York Jets at Denver	2:00
136.	Oakland at Kansas City	1:00
137.	San Francisco at Atlanta	1:00
138.	Seattle at Chicago	1:00
139.	Tampa Bay at Los Angeles	1:00

MONDAY, NOVEMBER 6

140.	Washington at Baltimore	(ABC) 9:00
------	-------------------------	------------

**SUNDAY, NOVEMBER 12
(Eleventh Weekend)**

141.	Atlanta at New Orleans	1:00
142.	Baltimore at Seattle	1:00
143.	Chicago at Minnesota	(CBS) 3:00
144.	Dallas vs. Green Bay at Milw.	1:00
145.	Denver at Cleveland	1:00
146.	Houston at New England	1:00
147.	Kansas City at San Diego	1:00
148.	Miami at Buffalo	1:00
149.	New York Giants at Washington	1:00
150.	New York Jets at Philadelphia	1:00
151.	Pittsburgh at Los Angeles	(ABC) 5:00
152.	St. Louis at San Francisco	1:00
153.	Tampa Bay at Detroit	1:00

MONDAY, NOVEMBER 13

154.	Oakland at Cincinnati	(ABC) 9:00
------	-----------------------	------------

**SUNDAY, NOVEMBER 19
(Twelfth Weekend)**

155.	Atlanta at Chicago	1:00
156.	Buffalo at Tampa Bay	1:00
157.	Cincinnati at Pittsburgh	4:00
158.	Cleveland at Baltimore	2:00
159.	Detroit at Oakland	1:00
160.	Green Bay at Denver	2:00
161.	Los Angeles at San Francisco	(CBS) 1:00
162.	New England at New York Jets	1:00
163.	New Orleans at Dallas	1:00
164.	Philadelphia at New York Giants	1:00
165.	St. Louis at Washington	1:00
166.	San Diego at Minnesota	1:00
167.	Seattle at Kansas City	1:00

MONDAY, NOVEMBER 20

168.	Miami at Houston	(ABC) 8:00
------	------------------	------------

**THURSDAY, NOVEMBER 23
(Thirteenth Weekend)
(Thanksgiving Day)**

169.	Denver at Detroit	(NBC) 12:30
170.	Washington at Dallas	(CBS) 2:30

SUNDAY, NOVEMBER 26

171.	Cincinnati at Houston	1:00
172.	Los Angeles at Cleveland	1:00
173.	Minnesota at Green Bay	1:00
174.	New England at Baltimore	4:00 (NBC)
175.	New York Giants at Buffalo	1:00
176.	New York Jets at Miami	1:00
177.	New Orleans at Atlanta	1:00
178.	Philadelphia at St. Louis	1:00
179.	San Diego at Kansas City	1:00
180.	Seattle at Oakland	1:00
181.	Tampa Bay at Chicago	1:00

MONDAY, NOVEMBER 27

182.	Pittsburgh at San Francisco	6:00 (ABC)
------	-----------------------------	------------

SUNDAY, DECEMBER 3

(Fourteenth Weekend)

183.	Atlanta at Cincinnati	1:00
184.	Baltimore at New York Jets	1:00
185.	Buffalo at Kansas City	1:00
186.	Cleveland at Seattle	1:00
187.	Denver at Oakland	6:00 (ABC)
188.	Detroit at St. Louis	1:00
189.	Green Bay at Tampa Bay	1:00
190.	Los Angeles at New York Giants	1:00
191.	Miami at Washington	1:00
192.	New England at Dallas	3:00 (NBC)
193.	Philadelphia at Minnesota	1:00
194.	Pittsburgh at Houston	1:00
195.	San Francisco at New Orleans	1:00

MONDAY, DECEMBER 4

196.	Chicago at San Diego	6:00 (ABC)
------	----------------------	------------

SATURDAY, DECEMBER 9

(Fifteenth Weekend)

197.	Baltimore at Pittsburgh	1:00 (NBC)
198.	Minnesota at Detroit	4:00 (CBS)

SUNDAY, DECEMBER 10

199.	Buffalo at New England	1:00
200.	Dallas at Philadelphia	1:00
201.	Green Bay at Chicago	1:00
202.	Houston at New Orleans	1:00
203.	Kansas City at Denver	2:00
204.	New York Jets at Cleveland	1:00
205.	Oakland at Miami	4:00 (NBC)
206.	St. Louis at New York Giants	1:00
207.	Seattle at San Diego	1:00
208.	Tampa Bay at San Francisco	1:00
209.	Washington at Atlanta	1:00

MONDAY, DECEMBER 11

210.	Cincinnati at Los Angeles	6:00 (ABC)
------	---------------------------	------------

SATURDAY, DECEMBER 16

(Sixteenth Weekend)

211.	Chicago at Washington	1:00 (CBS)
212.	Pittsburgh at Denver	2:00 (NBC)

SUNDAY, DECEMBER 17

213.	Atlanta at St. Louis	1:00
214.	Buffalo at Baltimore	2:00
215.	Cleveland at Cincinnati	1:00
216.	Dallas at New York Jets	1:00
217.	Green Bay at Los Angeles	1:00
218.	Kansas City at Seattle	1:00
219.	Minnesota at Oakland	1:00 (CBS)
220.	New Orleans at Tampa Bay	1:00
221.	New York Giants at Philadelphia	1:00
222.	San Diego at Houston	3:00
223.	San Francisco at Detroit	1:00

MONDAY, DECEMBER 18

224.	New England at Miami	9:00 (ABC)
------	----------------------	------------

POSTSEASON

Sunday, December 24	NFL Wildcard Games
Saturday, December 30	AFC/NFC Divisional Playoffs
Sunday, December 31	AFC/NFC Divisional Playoffs
Sunday, January 7	AFC Championship Game
	NFC Championship Game
Sunday, January 21	Super Bowl XIII in Miami, Fla.
Monday, January 29	AFC/NFC Pro Bowl in Los Angeles



Notes

190	Atlanta at St. Louis	1:00
191	Buffalo at Baltimore	1:00
192	Cleveland at Cincinnati	1:00
193	Dallas at New York Jets	1:00
194	Green Bay at Los Angeles	1:00
195	Kansas City at Seattle	1:00
196	Minnesota at Oakland	1:00
197	New Orleans at Tampa Bay	1:00
198	New York Giants at Philadelphia	1:00
199	San Diego at Houston	1:00
200	San Francisco at Detroit	1:00

MONDAY, DECEMBER 4

201	New England at Miami	8:00
202	Philadelphia at San Francisco	1:00

POSTSEASON

203	AFC Divisional Playoffs	8:00
204	AFC Divisional Playoffs	8:00
205	AFC Divisional Playoffs	8:00
206	AFC Divisional Playoffs	8:00
207	AFC Divisional Playoffs	8:00
208	AFC Divisional Playoffs	8:00
209	AFC Divisional Playoffs	8:00
210	AFC Divisional Playoffs	8:00
211	AFC Divisional Playoffs	8:00
212	AFC Divisional Playoffs	8:00
213	AFC Divisional Playoffs	8:00
214	AFC Divisional Playoffs	8:00
215	AFC Divisional Playoffs	8:00
216	AFC Divisional Playoffs	8:00
217	AFC Divisional Playoffs	8:00
218	AFC Divisional Playoffs	8:00
219	AFC Divisional Playoffs	8:00
220	AFC Divisional Playoffs	8:00
221	AFC Divisional Playoffs	8:00
222	AFC Divisional Playoffs	8:00
223	AFC Divisional Playoffs	8:00
224	AFC Divisional Playoffs	8:00
225	AFC Divisional Playoffs	8:00
226	AFC Divisional Playoffs	8:00
227	AFC Divisional Playoffs	8:00
228	AFC Divisional Playoffs	8:00
229	AFC Divisional Playoffs	8:00
230	AFC Divisional Playoffs	8:00

MONDAY, DECEMBER 4

206	Chicago at San Diego	8:00 (ABC)
-----	----------------------	------------

SATURDAY, DECEMBER 5



197	Baltimore at Philadelphia	1:00 (NBC)
198	Minnesota at Detroit	4:00 (CBS)

SUNDAY, DECEMBER 6

199	Buffalo at New England	1:00
200	Dallas at Philadelphia	1:00
201	Green Bay at Chicago	1:00
202	Houston at New Orleans	1:00
203	Kansas City at Denver	1:00
204	New York Jets at Oakland	1:00
205	Oakland at Miami	1:00
206	St. Louis at New York Giants	1:00
207	Seattle at San Diego	1:00
208	Tampa Bay at San Francisco	1:00
209	Washington at Atlanta	1:00

MONDAY, DECEMBER 11

210	Cincinnati at Los Angeles	8:00
-----	---------------------------	------

SATURDAY, DECEMBER 12

211	Chicago at Washington	1:00
212	Pittsburgh at Denver	1:00

Notes

MEDIA INFORMATION

COLT TICKET INFORMATION

TICKET OFFICE

The Baltimore Colts Ticket Office is located at entrance E-1 of Memorial Stadium. The mailing address is: Baltimore Colts Ticket Office, Memorial Stadium, Baltimore, Maryland 21218.

Telephone: 301-243-3611

The ticket office is open Monday through Friday from 9 a.m. to 5 p.m. and from 9 a.m. to 5 p.m. on Saturdays before home games. Ticket windows open two hours before kickoff on game days.

SEASON TICKETS

Colt season tickets are priced at \$100 and \$90, which includes 10% admissions tax. Add \$1 for postage and handling. To order season tickets, interested persons should write the ticket office and include a telephone number, where they can be reached during the day, their name and address.

SINGLE GAME TICKETS

Single game tickets for the Colts 1978 pre-season games will go on sale July 24 and regular season tickets on August 21. Colt tickets may be purchased at the stadium and at all regional Ticketron locations. Tickets are priced at \$10, \$9, \$6 and \$4 including 10% admission tax.

MEDIA INFORMATION

The 1978 Baltimore Colts Media Guide has been prepared to assist the working media in its coverage of the team during the 1978 season. Contents of the media guide will be supplemented during the season through weekly mailings.

Should additional information, statistics, photographs or other materials be required, contact:

JIM HUSBANDS

Director of Public Relations

BALTIMORE COLTS

Executive Plaza III

Hunt Valley, Maryland 21031

Telephone: 301-667-4400

CREDENTIALS: Requests for press and photographers credentials should be made in writing at least 10 days before the assigned game to allow ample time for mailing. Photo editors should state if they wish to work from the sideline or the press box, since a separate credential is required for each location.

WILL CALL: Credentials which cannot be mailed will be left at the **PRESS WILL CALL** window located at gate W-4 of Memorial Stadium. Credentials for Field photographers will be picked up at gate E-2.

COPY TRANSMISSION: Sportscomm telecopiers are available for all home games. For more information on Sportscomm services contact Henry Dreier (301) 665-6331. Those providing their own telecopiers **MUST** provide their own telephones. To order telephone lines contact Richard Baer, C&P Telephone Co. (301) 393-4517.

SEAT LOCATIONS: All seats in the Memorial Stadium press box are labeled by media affiliation. Also, everyone is required to wear their credential at all times, while in Memorial Stadium.

PRIVATE NUMBERS

Publicity Office, Training Camp 296-6953
Jim Husbands, Office after 5 p.m. 667-4419

FROM ONE BIG BLUE TEAM TO ANOTHER "LET'S GO, COLTS!"



DON WHITE
Car Center
Chrysler-Plymouth
123 North Point Blvd.
Baltimore
288-3100

CRES TATE
Tate
Chrysler-Plymouth, Inc.
7 North Ritchie Hwy.
Glen Burnie
761-1560



DOUG GRIFFITH
Doug Griffith
Chrysler-Plymouth, Inc.
9213 Harford Rd.
Baltimore
661-3400

JOE HARRISON
Chrysler-Plymouth
West, Inc.
5530 Baltimore
National Pike
Catonsville
747-3535

DAN COREY
Timonium
Chrysler-Plymouth, Inc.
10300 York Road
Cockeysville
666-9600



LEN STOLER
Len Stoler
Chrysler-Plymouth, Inc.
201 Reisterstown Rd.
Pikesville
486-0700

STAN KAUFMAN
Capitol Motors, Inc.
240 West Street
Annapolis
269-1700

JOHN GILLISS
Govans
Chrysler-Plymouth, Inc.
5600 York Rd.
Baltimore
323-9000

**See your Baltimore Metro
Chrysler-Plymouth Dealer.**



CHRYSLER

Plymouth

GOOD LUCK COLTS!

**See your Baltimore Metro
Chrysler-Plymouth Dealer.**

Car Center

Chrysler-Plymouth

123 North Point Blvd.
Baltimore
288-3100

Doug Griffith

Chrysler-Plymouth

9213 Harford Rd.
Baltimore
661-3400

Len Stoler

Chrysler-Plymouth

201 Reisterstown Rd.
Pikesville
486-0700

Tate Chrysler-Plymouth

7 North Ritchie Highway
Glen Burnie
761-1560

Chrysler-Plymouth

West

5530 Balto. National Pike
Catonsville
747-3535

Timonium

Chrysler-Plymouth

10300 York Road
Cockeysville
666-9600

Capitol Motors

240 West Street

Annapolis
269-1700

Govans

Chrysler-Plymouth

5600 York Road
Baltimore
323-9000