


Indianapolis



1985 MEDIA GUIDE



\$3.00



5350 N. Keystone
Indianapolis, IN 46205



5000 N. Keystone
Indianapolis, IN 46205



Buick, Oldsmobile, Pontiac & GMC
2640 W. Main (U.S. 40)
Greenfield, IN 46140



4949 N. Keystone
Indianapolis, IN 46205

**Official
Automobile Dealer
Indianapolis**



COLTS





**INDIANAPOLIS COLTS
1985 SCHEDULE**

PRESEASON

Date	Opponent	Time
Saturday, August 10	SEATTLE SEAHAWKS	7:30 p.m.
Saturday, August 17	at Chicago Bears	6:00 p.m.
Saturday, August 24	at Denver Broncos	7:00 p.m.
Friday, August 30	CINCINNATI BENGALS	7:30 p.m.

REGULAR SEASON

Sunday, September 8	at Pittsburgh Steelers	1:00 p.m.
Sunday, September 15	at Miami Dolphins	1:00 p.m.
Sunday, September 22	DETROIT LIONS	12 noon
Sunday, September 29	at New York Jets	4:00 p.m.
Sunday, October 6	BUFFALO BILLS	12 noon
Sunday, October 13	DENVER BRONCOS	12 noon
Sunday, October 20	at Buffalo Bills	1:00 p.m.
Sunday, October 27	GREEN BAY PACKERS	1:00 p.m.
Sunday, November 3	NEW YORK JETS	4:00 p.m.
Sunday, November 10	at New England Patriots	1:00 p.m.
Sunday, November 17	MIAMI DOLPHINS	1:00 p.m.
Sunday, November 24	at Kansas City Chiefs	3:00 p.m.
Sunday, December 1	NEW ENGLAND PATRIOTS	1:00 p.m.
Sunday, December 8	at Chicago Bears	12 noon
Sunday, December 15	at Tampa Bay Buccaneers	1:00 p.m.
Sunday, December 22	HOUSTON OILERS	4:00 p.m.

NOTE: All times local to game site

INDEX

Alumni	120-124	Longest in Colts History	149
Biographies:		Records:	
Assistant Coaches	7-11	Attendance	131
Chernoff, Michael	4	Seasonal	140-141
Dowhower, Rod	5-6	Individual	131-135
Draft Choices	73-74	Career	138-139
Free Agents	75-77	Team	135-138
Irsav, Jim	4	Results:	
Irsay, Meg	14	All-time NFL Standings	163-172
Irsay, Robert	3	Preseason	150-151
Player Personnel	12-13	Regular Season	152-159
Terpening, Bob	12	Review of 1984	
Trainers	13	Game Summaries	78-89
Building the Colts	77	Statistics:	
Championship Games/		Individual	90-91; 94-96
Teams	113-119	Team	92; 97-98
Coaches—all-time	106	Roster	Insert
Colt Lasts	149	Schedule:	
Draft History	125-130	Colts	1
Durability Leaders	130	NFL	172-175
Facility	15	Series Records	160-162
Hall of Fame Colts	107-110	Stadiums	175
History of the Colts	99-106	Top Single Game Performances:	
Honors:		Colts	141-143
All Pro	111	Opponents	148
Pro Bowl	112	Travel Headquarters	14
League Contacts	Insert	Year-by-Year Leaders	144-148



DIRECTORY

INDIANAPOLIS COLTS ADMINISTRATION

Front Office

Robert Irsay President and Treasurer
 James Irsay Vice President/General Manager
 Michael G. Chernoff Vice President/General Counsel
 Bob Terpening Assistant General Manager
 Kurt Humphrey Contoller
 Pete Ward Director of Operations
 Bob Eller Director of Public Relations
 Larry Hall Ticket Manager
 Craig Kelley Assistant Director of Public Relations
 David Filar Purchasing Administrator
 Jon Scott Equipment Manager
 Marty Heckscher Cinematographer
 John Starliper Assistant Cinematographer
 Don Ferguson Photographer
 Meg Irsay Director of Cheerleading

Coaching Staff

Rod Dowhower Head Coach
 John Becker Quarterbacks
 George Catavolos Secondary
 George Hill Defensive Coordinator
 Tom Lovat Assistant Head Coach/Offensive Line
 Billie Matthews Offensive Coordinator/Running Backs
 Chip Myers Receivers
 Keith Rowen Special Teams/Assistant Offensive Line
 Steve Sidwell Defensive Line
 Rick Venturi Linebackers
 Tom Zupancic Strength and Conditioning

Personnel

Jack Bushofsky Director of Player Personnel
 Clyde Powers Director of Pro Personnel
 John Goeller College Scout
 Jackie Graves College Scout
 Brian Husted College Scout

Medical Staff

Hunter Smith Head Trainer
 Dave Hammer Assistant Trainer
 Dr. Donald Shelbourne Team Physician

Office Staff

Cathy Catellier Head Coach Secretary
 Mary Clugston Bookkeeper
 Jennifer Herron Choreographer/Office Assistant
 Sue Kelly Ticket Office
 Kathryn Martell Personnel Secretary
 Anne Phillips Public Relations Secretary
 Sally Rogers General Manager Secretary
 Beverly Slater Bookkeeper
 Kim Stillinger Receptionist
 Kristen Willsey Ticket Office
 James Bass Building and Grounds
 Norm Mueller Mail Clerk/Office Assistant

Before 8/15/85

THE INDIANAPOLIS COLTS

8/15/85 and after

P.O. Box 20600
 4900 Kessler Boulevard, E. Dr.
 Indianapolis, IN 46220
 317-252-COLT

P.O. Box 24100
 7001 W. 56th St.
 Indianapolis, IN 46254
 317-297-COLT

The Colts 1985 Media Guide was compiled by the Indianapolis Colts' Public Relations Department and is meant to serve as an information source for the media and NFL fans.
 The Colts would like to thank Western Newspaper Publishing and photographers Don Ferguson, Ron and Dave Ross and Steve Fox for their contributions. The cover design was created by Tony Utley.



INDIANAPOLIS COLTS OFFICERS

ROBERT IRSAY

President and Treasurer

"The greatest thrill I've had in football was on April 2, 1984, when I walked into the Hoosier Dome with Mayor (Bill) Hudnut in front of all those fans," says Robert Irsay of the 20,000 people who showed up to welcome the Colts to Indianapolis. "It is my intention," Irsay continues, "for the Colts to be a vital contributing member of the greater Indianapolis community."



Irsay became owner of the Colts on July 26, 1972, when he traded his recently-acquired Los Angeles Rams to Carroll Rosenbloom for the Colt franchise. Irsay had purchased the Rams from the estate of Dan Reeves.

Irsay was born on March 5, 1923, in Chicago's northern "Bucktown" section. He worked his way through the University of Illinois, where he earned a Bachelor of Science degree in mechanical engineering. While attending Illinois, he was an Illini football teammate of former Colt Alex Agase.

From 1941 to 1945, he served in the United States Marine Corps, after which he worked for a mechanical contracting company in Chicago.

In 1952 he formed the Robert Irsay Company of Skokie, Ill. After building the business into one of the largest and most respected heating, ventilating and air conditioning companies in the world, Irsay sold his company to a firm listed on the New York Stock Exchange in 1971. He remained associated with the firm until 1978 when he formed Colt Construction and Development Co., and its affiliate, Colt Developers, Co., which are diversified construction and development companies.

Irsay is an active supporter of many charitable organizations. Among those are: Riley Children's Hospital, Indianapolis Black Expo, the Mental Health Association and Cystic Fibrosis Foundation in Indianapolis; Stritch School of Medicine at Loyola University in Chicago; and the Troubled Children's Foundation Center in Hialeah, Fla. He makes further donations through the Colts as a member of NFL Properties which dedicates a major portion of its earnings to NFL Charities.

Irsay has two sons, Tom (31) and Jim (26), the club's general manager.



OFFICERS

JIM IRSAY

Vice President and General Manager

Dedication: The best description of Jim Irsay's commitment to bringing winning football to the City of Indianapolis. Irsay has been involved in all aspects of the day-to-day operation of the Colts since joining the club in January of 1982. Jim was added to the personnel department in 1983 and took over as general manager in early 1984, following the Colts move to Indianapolis. The 26-year old Irsay was instrumental in the hiring of Rod Dowhower as the Colts new head coach during the 1985 off-season.



Irsay received his bachelor's degree in broadcast journalism from Southern Methodist University, where he played linebacker for a year and a half as a walk-on, before an ankle injury ended his career. Jim was born on June 13, 1959 in Lincolnwood, Ill. He attended Loyola Academy in Wilmette, Ill., where he played golf, boxed and became an avid weight-conditioner.

Jim is an active member of the Indianapolis community and is involved with Big Brothers of Indianapolis. He is a corporate member of the Indiana Sports Corporation and he serves on the Board of Directors of the Noble Center for Retarded Citizens in Indianapolis. Jim and his wife, Meg, have two daughters, Carlie (4) and Casey (2).

MICHAEL G. CHERNOFF

Vice President and General Counsel

Since March of 1975, Michael Chernoff has been vice president and general counsel for Robert Irsay's various business concerns including the Colt football team.



The Glencoe, Ill. native received his bachelor's degree from the University of Chicago in 1956 and then stayed on at Chicago to receive his Doctor of Law degree in 1959. Chernoff was in private practice until 1974 when he became vice president and general counsel to a Fortune 500 company, one year before joining Irsay. Chernoff's legal background includes extensive work in corporate law securities, real estate and taxes. He has also played a key role in negotiating commercial, player and other contracts, including the contract which put the Colts in Indianapolis.

Chernoff, who resides in Chicago with his wife, Eunice, has three children, Susan (26), Steven (23) and Robert (16).



ROD DOWHOWER

HEAD COACH

When Rod Dowhower joined the Colts on January 28, 1985, he took the responsibility of writing new chapters of success for the Colts.

The 42-year old Dowhower has readied himself by coaching under Don Coryell, Dick Vermeil and Bill Walsh.

Dowhower began his relationship with Coryell as Coryell's quarterback at San Diego State, where he earned Small College All-America honors. Dowhower launched his coaching career under Coryell in 1966 as a quarterback and receivers coach. Coryell promoted Dowhower to offensive coordinator in 1968, a capacity where he remained for five years. During Dowhower's seven years at San Diego State, he developed quarterbacks Brian Sipe, Dennis Shaw and Don Horn. In addition, five receivers Dowhower coached collegiately were NFL starters during the 1972 season, including Isaac Curtis, Haven Moses and Ken Burrow.

Dowhower got his first taste of professional coaching as the quarterbacks and receivers coach under Coryell at St. Louis in 1973. During that season, Cardinals' quarterback Jim Hart completed a then-club record 55.6% of his passes, and five Cardinal receivers caught at least 29 passes.

Dowhower moved to UCLA in 1974 as the offensive coordinator under Dick Vermeil. The Bruins appeared in the 1976 Rose Bowl (following the 1975 season), defeating Ohio State 23-10 behind Wendell Tyler's 172 rushing yards.

Following a year as the offensive coordinator at Boise State in 1976, Dowhower joined Bill Walsh's staff at Stanford as the quarterback coach. Dowhower was promoted to the head coaching position in 1979, earning a 5-5-1 record. While at Stanford, Dowhower helped groom future NFL players such as James Lofton, Steve Dils, Turk Schonert, Guy Benjamin and Darrin Nelson.

The Denver Broncos tabbed Dowhower as their offensive coordinator in 1980 under head coach Red Miller. In 1981, he was given the additional responsibilities of receivers coach under new head coach Dan Reeves, and that year wide receiver Steve Watson responded with 60 catches, an AFC-leading 1,244 yards and 13 touchdowns.

Dowhower returned to St. Louis in 1983, as the offensive coordinator under Jim Hanifan. In 1984, the Cardinals sported the top-ranked passing attack in the NFC and the third-most productive in the entire NFL with an average of 266.4 yards per game, while averaging 130.4 yards per game on the ground. The Cardinals' offense set nine team single-season offensive records as it averaged 397 yards a game total offense for 1984. Under Dowhower's offensive scheme, quarterback Neil Lomax completed 345 of 560 passes (61.6%) for 4,619 yards and 19 touchdowns on his way to a Pro Bowl season. Wide receiver Roy Green caught 78 passes for the second consecutive year. His 1,555 reception





COACHES

yards led the NFL and earned him his second straight Pro Bowl appearance. Running back Ottis Anderson had 70 receptions, while wide receiver Pat Tilley (52) and tight end Doug Marsh (39) were among six Cardinals receivers to catch at least 26 passes in Dowhower's potent attack.

Born on April 15, 1943 in Ord, Neb., Dowhower attended Santa Barbara (CA) High School, where he played football, basketball and baseball. His football team won the CIF Championship in 1960, and Dowhower played in the North-South All-Star Game in 1961, before attending San Diego State.

In addition to his bachelor's degree from San Diego State (major in social science, minor in physical education), Dowhower earned his master's degree in history at U. S. International University. He also earned teaching credentials from the state of California.

Rod is married to the former Nancy Small of San Diego, Calif. They have two sons, Brian (14) and Deron (13).

TOM LOVAT

Assistant Head Coach/Offensive Line

Tom Lovat joins the Colts in 1985 as the assistant head coach/offensive line coach after serving as the offensive line coach for the St. Louis Cardinals since 1981.

Lovat, who has five years professional experience in the NFL with the Cardinals and Green Bay Packers among his 24 years of coaching, was the first offensive coach tabbed by Rod Dowhower.

"Tom is a veteran coach with a great deal of experience. He is an excellent technical coach, along with possessing good player relations abilities," said Dowhower. "Tom developed an outstanding offensive line in St. Louis, and he will serve in that capacity here, as well as being our assistant head coach. His is a key position in our organization. With his administrative talents, Tom will do an excellent job."

Lovat, 46, began his coaching in 1961, after his playing career as a guard and linebacker at Utah. Lovat's first collegiate job was at his alma mater in 1967 as an assistant coach. He moved to Idaho State as the offensive line coach from 1968-70, before serving for one year (1970) as the defensive coordinator of the Saskatchewan Roughriders of the Canadian Football League. Lovat returned to Utah as a defensive coach in 1972, and was named the head coach two years later. He served as the head coach at Utah from 1974-76, then joined Bill Walsh's staff at Stanford. He was a coaching member, along with Dowhower, of the Cardinals teams which defeated Georgia in the Bluebonnet Bowl and LSU in the Sun Bowl.

Lovat was born December 28, 1938 in Bingham, Utah. He is married to the former Lyn Boren of Bingham. They have three children, Johna (21), Matthew (18) and Mark (15).





JOHN BECKER

Quarterbacks

John Becker joins the Colts in 1985 as the quarterbacks coach, moving from the Buffalo Bills, where he held the same position in 1984.

Becker has coached in the league five years, including four with Philadelphia. He was in charge of the Eagles' wide receivers (1983), running backs (1981-82) and research and quality control (1981). He coached on the staff with George Hill and Billie Matthews, both new Colts coaches.



Becker began his coaching career at Crespi Carmelite High School (Encino, Calif.) in 1965, while attending Cal State-Northridge. He joined the staff at UCLA in 1970 as a freshman coach. Becker was an assistant at New Mexico State in 1971, and at the University of New Mexico (1972-73), before taking the head coaching position at Los Angeles Valley College in 1974. He compiled a three-year 17-10-1 record, then moved to the University of Oregon as the offensive coordinator. He remained there for three years before entering the NFL with Philadelphia.

"John is our quarterbacks coach, and that is his area of expertise. He worked with Dick Vermeil in Philadelphia developing the Eagles' quarterbacks before going to Buffalo and doing a great job there," said Dowhower. "John will work directly with me here in shaping our quarterbacks into our philosophy. Like all our coaches, John is a hard worker who is used to achieving success through his efforts with the players."

Becker was born February 16, 1943 in Alexandria, Va. He is married to the former Kathy Wallick of Van Nuys, Calif. They have three children, Kristine (20), Karen (19), and John (18).

GEORGE CATAVOLOS

Secondary

George Catavolos joined the Colts in May of 1984 as the defensive secondary coach, his first professional position after a successful collegiate career.

Catavolos moved to the Colts after serving as the secondary coach under Johnny Majors at Tennessee for the 1982 and 1983 seasons. Prior to 1982, Catavolos worked as the secondary coach at Kentucky from 1977-81. He was part of the staff which guided Kentucky to a 10-1 record (6-0 in the Southeastern Conference) in 1977.



Catavolos began coaching as a graduate assistant at Purdue in 1967, under Jack Mollenkopf. He worked at Purdue for two years before taking his first full-time coaching assistantship at Middle Tennessee State in 1969. Catavolos joined the Louisville coaching staff as a defensive backs coach in 1970, then landed the same position at Purdue in 1971. He coached at Purdue for six years under head coaches Bob DeMoss and Alex Agase.

Catavolos received his bachelor's and master's degree from Purdue, where he starred for the Boilermakers as a defensive back. He was co-captain for the 1967 Purdue squad which defeated



COACHES

USC, 14-13, in the Rose Bowl. He also received that year's Noble E. Kiser Award for academic excellence.

"George has done an excellent job with the Colts, coaching some of the toughest positions in football. His success as a coach is represented in a player like Nesby Glasgow. Coming into a new situation with the Colts, it was pleasing to find a coach like George already here, and I am happy to have him as part of my staff," said Dowhower.

Catavolos was born May 9, 1945 in Cleveland, Ohio. He is married to the former Tona Jones of Royal Center, Ind. They have two daughters, Lindsay Marie (2) and Stephanie Lynn (1).

GEORGE HILL

Defensive Coordinator

George Hill joins the Colts in 1985 as the defensive coordinator, after serving for the past six seasons as the linebackers coach for the Philadelphia Eagles. He was the first new appointment by Rod Dowhower to the Indianapolis staff.

"When I first thought of arranging a defensive coaching staff, I thought of George Hill. I am very pleased to be able to hire the man who was my initial choice for a coordinator," said Dowhower.

"When I was with St. Louis we faced George's defenses twice a year, and I've really built some respect for George's abilities."

Hill initiated his coaching career at Findlay (Ohio) College in 1959. From 1960-64, Hill coached at Denison University, then he moved to Cornell in 1965. He served 1966-70 as an assistant at Duke, then joined Woody Hayes' staff at Ohio State for eight seasons (1971-78) as the defensive coordinator.

Philadelphia head coach Marion Campbell stated, "I cannot think of anyone who I have ever been associated with who is more qualified to become a defensive coordinator than George Hill. He is an outstanding teacher and student of the game. He has great rapport with the players and you can count on him to make excellent decisions and adjustments during games."

Hill was born April 28, 1933 in Bay Village, Ohio. He is married to the former Cloyde Roy of Altoona, Pa. They have two children, Greg (20) and Tammy (16).



BILLIE MATTHEWS

Offensive Coordinator/Running Backs

Billie Matthews joins the Colts in 1985 as the offensive coordinator/running backs coach, moving from Philadelphia, where he coached the Eagles' running backs for the 1983 and 1984 seasons.

Matthews served in the running backs coach capacity with the San Francisco 49ers from 1979-82, including the 49ers' 1981 Super Bowl title season.

Before entering the NFL, Matthews coached at UCLA from 1971-78, where he tutored five 1,000-yard rushers, including Wendell Tyler and Theotis Brown (twice). The 54-year old Matthews also coached John Riggins and Delvin Williams at Kansas, where he was an assistant in 1970.

"Billie is a veteran coach who will bring valuable experience





to the offensive concept we want to develop here. Billie worked under Bill Walsh at San Francisco, so he is schooled thoroughly in the use of running backs in the passing attack. With that philosophy he will fit in well as our offensive coordinator," said Dowhower.

Matthews starred at Southern University (Baton Rouge, La.), where he was 37-4 as a quarterback during his career. His freshman season (1948) resulted in a 11-0 record, good for the National Black Championship.

Matthews was born March 15, 1930 in Houston, Texas. He is married to the former Gene Woods of Paris, Texas. They have four children, Jackie, Kenneth, Kennette and Karen.

CHIP MYERS

Receivers

Chip Myers joins the Colts in 1985 as the receivers coach, bringing nine years of league receiving experience and two years NFL coaching experience to Indianapolis.

Myers worked for the past two seasons at Tampa Bay as the Buccaneers' receivers coach. This past season Myers was partly responsible for a passing attack which totaled 3,907 yards for the season.

Prior to Tampa Bay, he served for three years at Illinois in the same capacity under Mike White. He began his coaching career as a special training camp assistant with the San Francisco 49ers in 1979.

Myers' playing career started with the 49ers in 1967. He played for the Cincinnati Bengals from 1969-75, where Bill Walsh was the receivers coach. Under Walsh's guidance, Myers earned Pro Bowl honors following the 1972 season.

"Chip is our receivers coach, and that includes our tight ends as well. Chip played with the Cincinnati Bengals and had Bill Walsh as an offensive assistant there. He also coached under Mike White at Illinois, experiences which make him ideal for our concepts," said Dowhower. "Last year at Tampa Bay, Chip helped coach an offense which had three receivers, James Wilder (85-685), Kevin House (76-1,005) and Gerald Carter (60-816) who caught at least 60 passes. Results like that indicate what Chip's ideas can do for your attack."

Myers was born July 9, 1945 at Panama City, Fla. He is married to the former Susie Lovatt of Cincinnati, Ohio. They have five children, Adam (17), Brian (15) and Chris (11) Bortz; Adam (11) and Elizabeth (8) Myers.



KEITH ROWEN

Special Teams/Assistant Offensive Line

Keith Rowen joins the Colts in 1985 as the special teams/assistant offensive line coach and, at 32, is the youngest member of the coaching staff. Rowen has ten years coaching experience, most recently as the running backs coach with the Cleveland Browns in 1984.

Rowen began his career as the assistant defensive line coach at Stanford from 1975-76. He moved to Cal State-Long Beach from 1977-79 as the offensive line coach, before taking the same position at





COACHES

Arizona in 1979. After five seasons at Arizona, Rowen landed his first professional job as the offensive line coach/offensive coordinator with the Boston/New Orleans Breakers from 1983-84.

"Keith is recognized as one of the brightest young coaches in football today," said former Cleveland head coach Sam Rutigliano.

A Phi Beta Kappa graduate of Stanford, with a Ph. D. from USC, Rowen has authored several articles on football, two of which, "Pass Protection" and "Utilizing the Tight End in the Passing Attack", were published by the *Athletic Journal*.

Rowen was born September 2, 1952 in New York, N.Y. He is married to the former Sheri Andrews of Laguna Beach, Calif. They have two daughters, Mandee (4) and Holly Nicole (1).

STEVE SIDWELL

Defensive Line

Steve Sidwell joins the Colts in 1985 as the defensive line coach, after serving the past three seasons as the linebackers coach with the New England Patriots.

Sidwell began coaching as a graduate assistant at his alma mater, Colorado, in 1967. He was elevated to a defensive assistant's position the following year, and remained in that position until 1973. During his five years on the Colorado staff, the Buffaloes made four bowl appearances.

In 1974, Sidwell joined Ron Meyer's staff at Nevada-Las Vegas as the defensive coordinator. He moved, in the same capacity, with Meyer to Southern Methodist University in 1976, where he remained for six seasons. He became the linebackers coach under Meyer at New England in 1982, making him, to date, a member of three different Ron Meyer staffs over the past eleven years.

"Steve will be in charge of our defensive line, and he has worked under some fine coaches in Ron Meyer, Jim Mora and Rod Rust," said Dowhower. "Steve's experience in coaching dates back about 15 years, and he spent the last three years in the NFL. He and defensive coordinator George Hill share the same philosophies, and his input will be important."

Sidwell was born August 20, 1944 in Winfield, Kan. He is married to the former Katy Pate of Denver, Co. They have two sons, Brad (15) and Scot (13).



RICK VENTURI

Linebackers

Rick Venturi joined the Colts in 1982 as the linebackers coach, making him the senior member of the coaching staff in terms of service to the club.

Venturi entered the coaching ranks as a freshman coach for Northwestern from 1968-69. He took charge of the defensive secondary there from 1970-72. Venturi spent 1973-76 handling the linebacking coaching chores at Purdue, working along with George Catavolos, the Colts' secon-





dary coach. Venturi left his Purdue post for the same position at Illinois in 1977. In 1978, Venturi landed the head coaching job at his alma mater, Northwestern, where he coached for three seasons.

"Rick has done a fine job with the Colts' linebackers, developing the unit into one of the best in the league. He has helped make my transition with the club a smooth one, and he is a big asset to the team as a coach and a person," said Dowhower.

Venturi was born February 23, 1946 in Taylorville, Ill. He is married to the former Cheri Rotello of Rockford, Ill. They have two children, Marin (14) and Jason (12).

TOM ZUPANCIC

Strength and Conditioning

Tom Zupancic joined the Colts staff in 1984 as the strength and conditioning coach. Zupancic, a fixture in Indianapolis for six years as the owner and operator of his own gymnasium, came to the club after finishing as a finalist in the 1984 U.S. Olympic Wrestling Trials.

Zupancic is a hometown product of Cathedral High School (1973) and Indiana Central University (1978), where he was a three-time Indiana State College wrestling champion and a four-year football letterman. He has worked fervently for the past eleven years as a student and teacher of power fitness. Zupancic began participating in power lifting competitions in 1974, owning an undefeated record in 48 state, regional and national exhibitions to date. From 1978 to 1983, he operated Zupancic's Gymnasium, where he taught power-lifting, body building and physical fitness.

Zupancic has been a part of four USA National Wrestling Teams to Europe. He has been a member of two USA World Teams, while also winning Canadian, AAU and USWF National Wrestling Championships. In 1980, he was an alternate to the USA Greco Roman Wrestling Olympic Team.

In addition, Zupancic set the United States record by bench pressing 551 pounds in an event earlier this year.

Zupancic is one of the most active staffers for public appearances and charities. Along with lifting demonstrations (which includes his lifting a car with his neck), he gives talks on goal setting and positive thinking at schools, prisons and charities throughout the nation.

"A good strength coach is a necessity to a team, and the Colts are lucky to have Tom in that capacity. Tom is a very successful person, and he affects players in a positive manner with his personality. That is an invaluable trait in a strength and conditioning coach because of the daily contact and relationships he has with each player," said Dowhower.

Zupancic was born September 14, 1955. He is married to the former Carrie Oldham of Shelbyville, Ind.





ADMINISTRATION

BOB TERPENING, Assistant General Manager

Bob Terpening, whose association with the Colts dates back to 1970, was promoted to assistant general manager of the club in May of 1984.

Terpening, 43, began working with the Colts in 1970 grading films during his tenure as the head football coach at Baltimore City College H.S. In 1971 he joined the New England Patriots' scouting department. In 1977 Terpening returned to the Colts as a college scout and in January of 1982 was named Director of Pro Personnel. He held that position until his elevation to assistant GM this spring.

Terpening received his bachelor's degree from Shepherd College in West Virginia and then earned his master's degree from the University of West Virginia. He also did additional graduate study at Johns Hopkins.

Terpening and his wife, Virginia, have two sons, Chris (13) and Matt (9). The family resides in Indianapolis.



JACK BUSHOFSKY, Player Personnel Director

Jack Bushofsky was named the Colts Player Personnel Director in June, 1983 and is responsible for directing the college scouting aspects of the Colts personnel department. Bushofsky served the previous four years as a college and pro personnel scout with the Tampa Bay Buccaneers. Before joining the Bucs in 1979, he worked two years as a BLESTO combine scout. The 46-year old Pittsburgh native has had an extensive career in football serving as head coach at his alma mater, Austin Peay (1973-76), assistant coach at Villanova (1968-72), and several years in the Pittsburgh high school system. After serving in the Marine Corps, he earned Little All-America honors as a guard and linebacker at Austin Peay from 1959-61 where he received a bachelor's degree in health and education and a master's degree in administration. Born October 8, 1937 in Pittsburgh, he and his wife, Mary Ann, have three children, Danielle (17), Jeffrey (15) and Bryne Marie (10).



CLYDE POWERS, Pro Personnel Director

Clyde Powers was named Pro Personnel Director on May 31, 1985. Powers joined the Colts Personnel Staff as a College Scout in January of 1982 after serving two years as an assistant coach for special assignments. While working on the Colts coaching staff, his responsibilities included on-the-field coaching, scouting the Colts' next opponent and assisting in the breakdown of offensive game films. Powers is now responsible for all personnel assessment and assists Player Personnel Director Jack Bushofsky in scouting college talent. He joined the Colts after playing six years in the NFL as a defensive back with the New York Giants and Kansas City Chiefs. He was selected in the fifth round of the 1974 draft by the Giants, where he played





for four seasons. He played the final regular season game for the Chiefs in 1978, and reported for their training camp in 1979. A knee injury ended his playing career. He was a three-year letter-winner and earned All Big-8 honors at safety in his senior year. Clyde was born on August 19, 1951 in Pascagoula, Mississippi and grew up in Lawton, Oklahoma.

PETE WARD, Director of Operations

Entering his fourth year with the Colts, Pete Ward is responsible for various operational and administrative functions. Ward joined the club in 1981 as an intern in the public relations department, and was named Administrative Assistant in 1982 following his graduation from the University of Virginia. He was named Director of Operations shortly after the Colts' arrival in Indianapolis in April, 1984. A native of New Orleans, Louisiana, Ward is single and resides in Indianapolis.



HUNTER SMITH, Head Trainer

In his third year with the Colts, Hunter Smith was named the club's head athletic trainer in June of 1984. He served as the Colts' assistant trainer during the 1983 season following a one-year stint as the head trainer at William and Mary in 1982.

Prior to joining the staff at William and Mary, Hunter served 10 years as an assistant professor in physical education and head athletic trainer at Salisbury State College. A Certified Athletic Trainer, he was one of the founding leaders of the Maryland State Certified Athletic Trainers Association. Smith earned his bachelor's degree in physical education and health from Florida State University and a master's degree in physical education from Tennessee Technological University one year later. He served on the Board of Directors of the National Athletic Trainers Association from 1982-1984. A native of Salisbury, Md., he and his wife Susan have three children, Kelly (3), Brian (1) and Kevin (1).



DAVE HAMMER, Assistant Trainer

Dave Hammer joined the Colt's training staff full-time in July of 1983. Dave served as a graduate assistant at Syracuse University from 1982-1984 under head trainer Don Lowe. Dave received his Masters Degree in Physical Education in June of 1984 after attending West Virginia University as an undergraduate 1977-1982. Hammer worked with the Colts' training staff during training camp of 1981 and part of the '82 and '83 seasons. Born in Pittsburgh, Pa. on May 10, 1959, Dave is single and resides in Indianapolis.





ADMINISTRATION/TRAVEL

JON SCOTT, Equipment Manager

Jon Scott joined the Colts in March, 1982 as assistant equipment manager and was elevated to head of the club's equipment staff in November of the same year. Before joining the Colts on a full-time basis, Scott worked as assistant equipment manager at Arizona State University for two years. His association with the Colts began when he worked as an assistant to the equipment manager during the club's 1979 and 1980 summer training camps. Scott received a bachelor's degree in Physical Education from Michigan State University in 1980, where he served as a student equipment manager for six years (1975-80). Born on December 18, 1956, Scott is a native of East Lansing, Michigan. He is single and resides in Indianapolis.



MEG IRSAY, Director of Cheerleading

Meg Irsay is entering her second season as Director of the Indianapolis Colts Cheerleaders. Meg coordinates auditions, routines and costume, along with arranging cheerleader appearances. Meg studied architecture and design at the Illinois Institute of Technology and Northern Illinois University. After her marriage to Jim Irsay, the Colts' General Manager, Meg transferred to SMU. Meg was born on March 13, 1960 in Arlington Heights, Illinois.



WHERE THE COLTS WILL BE STAYING ON THE ROAD

PRESEASON:

August 16-17	Chicago Downtown Marriott	312-836-0100
August 23-24	Denver Marriott-City Center	303-297-1300

REGULAR SEASON:

September 7-8	Pittsburgh Marriott-Greentree	412-922-8400
September 14-15	Miami Biscayne Bay Marriott	305-374-3900
September 28-29	Newark Airport Marriott	201-623-0006
October 19-20	Buffalo Hyatt Regency	716-856-1234
November 9-10	Sheraton Mansfield	617-339-9571
November 23-24	Westin Crown Center	816-474-4400
December 7-8	Chicago Downtown Marriott	312-836-0100
December 14-15	Tampa Westshore Marriott	813-876-9611



As the Colts prepare for the 1985 NFL season, the construction of a new state-of-the-art training facility is underway on the west side of Indianapolis. Scheduled for completion in August of 1985, the Colts' new facility will accommodate all of the team's in-season training needs including year-round executive offices. The Colts' new home is located on 32 acres of land just west of I-465 on 56th St. Totally funded by the Capitol Improvement Board as part of the agreement between the City of Indianapolis and the Colts at a cost of 4 million dollars, the complex features three practice fields including two natural-turf fields and one Astro Turf surface.

The 43,500 square foot structure includes spacious locker rooms, a steam room, sauna and a 12' x 12' foot sunken hydrotherapy tank. Three racquetball courts and a quarter-mile outdoor running track provides for cardiovascular exercise. A 24' x 78' training room, a 34' x 23' vestibule and lobby and a 20' x 17' working press area attests to the foresight and planning by James Architects & Engineers, Inc. of Indianapolis, while Huber, Hunt and Nichols, also of Indianapolis, will construct the facility. The Colts will move into the facility following the break of training camp in August.



ALLEGRE

2 RAUL ALLEGRE

Kicker 5-10 165
Texas
3rd Year With Colts
Trade—Dallas, 1983
Born: June 15, 1959



GAMES STARTED/PLAYED: (1983, 0/16); (1984, 0/12) Total 0/28

PRO: Entering his third season with the Colts . . . obtained from Dallas in exchange for a ninth round draft choice on August 23, 1983 (Dallas used pick to select G John Hunt) . . . was a rookie free agent with the Cowboys.

1984: Saw action in 12 games for the Colts . . . overcame early-season injuries to post a second consistent season as a kicker . . . led team in scoring (for the second consecutive year) with 47 points . . . was perfect on 14 PATs and hit eleven of 18 FGs . . . now 36-38 (.947) PATs and 41-53 (.774) FGs for career . . . FG percentage of .774 is highest of any Colts kicker (min. 40 FGs) . . . excellent kicker at all ranges . . . has hit 21-24 (.875) FGs inside 40 yards . . . is 13-18 (.772) from the 40-49 range, and 7-11 (.636) from the 50-plus yard range . . . hit three FGs from the 50-plus yard range: 52 yards at Dallas 10/28, 54 yards vs. San Diego 11/4, 52 yards vs. Miami 12/9 . . . accounted for all Colts points (44, 46 and 25-yard FGs) in a 9-5 win 11/11 at New York Jets . . . performance earned him the Pro Football Weekly's Golden Toe award for the week . . . has hit his last 17 PATs . . . missed three preseason games with a bruised heel . . . injured a hamstring after the first game of the season and missed the next four contests . . . did not hit a field goal until the eighth game of the season (10/21 vs. Pittsburgh) . . . 104 points shy of becoming a member of the team's alltime top ten scorers . . . kicked off only four times for the Colts in 1984.

CAREER NOTES: Played in all 16 games in 1983 . . . made impact as record-breaking rookie kicker . . . led Colts in scoring with 112 points, which broke the club record for most points kicking in a season (Toni Linhart, 109, 1976) . . . scoring total was second only to Lenny Moore's 120 points in 1964 . . . successful on 30 of 35 FGs for a team-record 85.7 percent . . . his 30 FGs broke old mark of 24 by Jim Martin in 1963 . . . extremely accurate at distance kicking . . . hit four of five from 50-plus yards . . . hit five of six FGs at Philadelphia 10/30 to tie Colts records set 12/14/54 and 9/25/66 . . . ranked fourth in AFC scoring . . . ranked first in AFC and third in the NFL with 30 FGs . . . converted first nine attempts and later had streak of eight . . . hit 22 of 24 PATs . . . only 50-plus yard miss was on an NFL record-breaking 64-yard attempt.

RECORDS: Most field goals in a season (30, 1983) beats Colts record of 24 by Jim Martin (1963) . . . five FGs in a game (10/30/83) ties record set 12/12/54 and 9/25/66 . . . most points scored by a placekicker (112, 1983) tops Toni Linhart's 109 in 1976 . . . 112 total ranks second to Lenny Moore's 120 points in 1964 . . . holds Colts highest career FG percentage (min. 40 FGs) at .774.

COLLEGE: Attended Texas final two years after transferring from University of Montana . . . was Longhorns' leading scorer in only two years there . . . career: 27 of 45 FGs (60 percent) and 66 of 68 PATs (97 percent) . . . holds degree in civil engineering . . . was honor student with a 3.48 grade point average.

PERSONAL: Full name is Raul Enrique Allegre . . . born in Torreon, Coahuila, Mexico . . . was a high school transfer student in Shelton, Wash., where he was introduced to football . . . played soccer, baseball and basketball . . . enjoys reading and playing the piano

ALLEGRE/ANDERSON



... one of the most active players in the community ... teams with P Rohn Stark in fight against leukemia with a corporate challenge to donate funds for each field goal he kicks during the 1985 season ... also active with the United Way campaign ... supports the Crossroads Rehabilitation Center and the Indiana School for the Blind ... single ... resides in Indianapolis.

CAREER STATISTICS SCORING

Year	G	FGM-FGA	PCT	PATs	PCT	PTs
1983	16	30-35	.857	22-24	.917	112*
1984	12	11-18	.611	14-14	1.000	47
TOTAL	28	41-53	.774	36-38	.947	159

FIELD GOAL ACCURACY RECORD

Year	1-19	20-29	30-39	40-49	50+	Total	LG
1983	0-0	5-6	11-12	10-12	4-5	30-35	55
1984	0-0	4-4	1-2	3-6	3-6	11-18	54
TOTAL	0-0	9-10	12-14	13-18	7-11	41-53	55

COLTS FGs:

1983 @NE (25,52,33); DEN (32); @BUF (28,49,45); CHI (37,47,45,33);@CIN (29,53); NE (52); BUF (36); MIA (NA); @PHI (38,39,37,42,27,30);@NYJ (42); PITT (46,46,37);@MIA (NA);@CLE (31); NYJ (26,41); @DEN (42, 55, 41, 26, 64); HOU (48, 37).
 1984 NYJ (NA); @HOU (DNP); STL (DNP); @MIA (DNP); BUF (DNP); WASH (NA); @PHIL (52); PITT (41); @DAL (52); SD (34,54); @NYJ (44,47,46,25,45); NE (35,61); @LA (NA); @BUF (28,21); MIA (52,54B); @NE (25,42B).

*Colts record for season scoring by a kicker

30 LARRY ANDERSON

Defensive Back 5-11 194
 Louisiana Tech
 4th Year With Colts, 8th in NFL
 Waivers—Pittsburgh, 1982
 Born: September 25, 1956



GAMES STARTED/PLAYED: (1978, 1/16); (1979, 0/16); (1980, 0/4); (1981, 0/16); (1982, 6/9); (1983, 6/9); (1984, 0/12) Total 13/82 Total with Colts 12/30

PRO: Entering his fourth season with the Colts, his eighth in the NFL ... joined the Colts at the start of the 1982 season (9/8) after being released by Pittsburgh ... originally selected in the fourth round by the Steelers in the 1978 draft ... played four seasons in Pittsburgh, including two Super Bowl title seasons.

1984: Saw action in 12 games for the Colts, none as a starter ... played in the first six and the final six games of the season as a punt and kickoff returner and a backup at strong safety ... ankle sprain during middle of the season caused him to spend four weeks on injured reserve ... had 22 kickoff returns for 525 yards for a team-leading 23.9 average (third in NFL) ... had two kickoff returns for 84 yards vs. New England 11/18, including a season-long 69-yarder ... had more than 50 yards in kickoff returns in six games ... was 4-82, 20.5 avg. at New England 12/16 ... was 3-72, 24.0 avg. at Buffalo 12/2 ... was 4-69, 17.3 avg. at Miami 9/23 and 2-68, 34.0 avg. vs. Miami 12/9 ... led the



ANDERSON

team with 27 punt returns for 182 yards (6.7 avg.) . . . top punt returns game came 11/11 at New York Jets (6-54, 9.0 avg.) . . . season-long return was 19 yards at the Jets . . . was 4-36, 9.0 avg. at Houston 9/9.

CAREER NOTES: Played in nine games with six starts in each of the 1982 and 1983 seasons . . . started at SS for the first three games of 1983 before breaking foot, then recovered in time to start final three games . . . led team in punt returns with 20 for 138 yards (6.9 avg.) . . . ranked third on team in kickoff returns with 18 for 309 yards (17.2 avg.) . . . recorded 24 tackles, 10 unassisted, on special teams coverage . . . snared one interception vs. Jets 12/4 . . . recovered two fumbles, including a 41-yard TD return vs. Denver 9/11 . . . started at SS in final six games of 1982 season . . . recorded 35 tackles, 24 unassisted during 1982 . . . led club with 27 kickoff returns for 517 yards (19.5 avg.) . . . had eight punts returns for 54 yards . . . had club's longest kickoff return (33 yards vs. Patriots 9/12) and punt return (28 yards vs. Green Bay 12/19) of the season . . . played in all 16 games with Steelers in 1981 . . . played sparingly as reserve cornerback but saw extensive action as dual return specialist . . . averaged 10.4 yards on punt returns in 1981, the first season he performed those duties . . . ranked 5th in AFC, 11th in NFL with 10.4 avg. . . . averaged 22.3 yards on 37 kickoff returns during 1981 campaign . . . played in only four games in 1980 because of knee injury . . . had 63-yard kickoff return in 1980 opener vs. Houston (9/7) before injuring knee . . . returned to lineup at Buffalo 11/23, but rib and kidney injury caused him to miss three more games . . . returned five kickoffs for career-high 123 yards in 1980 finale at San Diego (12/22) . . . 27.1 kickoff return average in 1980 ranked him second in league, but 14 returns were not enough to qualify him among leaders . . . played in all 16 games in 1979 . . . averaged 21.5 yards on 34 kickoff returns . . . had first career interception vs. Buffalo 12/16 . . . returned five kickoffs for 162 yards (32.4 avg.) vs. Rams in Super Bowl XIV (1/20/80), a Super Bowl record . . . had four returns of 37 yards or more to give Steelers excellent field position . . . two returns led to Steelers scores . . . played in all 16 games as rookie in 1978 . . . started one contest . . . established himself as return specialist by breaking Steelers' single-season records for kickoff returns (37) and yardage (930).

RECORDS: Finished four-year Pittsburgh career as Steelers alltime leader in kickoff returns (122) and kickoff return yardage (2,866) . . . his 23.5 career kickoff return average ranks fifth on Steelers' alltime list . . . holds three Super Bowl records for kickoff returns, including most career (8), most, game (five vs. Rams 1/20/80) and most yards career (207).

COLLEGE: Four-year starter at defensive back for Louisiana Tech . . . began career as walk-on . . . earned Southland Conference Defensive Player of the Year honors as a senior . . . also selected All-America Third-Team by AP . . . played in the 1978 Independence Bowl in final season . . . two-time all-conference selection . . . holds degree in physical education and social studies.

PERSONAL: Full name is Lawrence Andrew Anderson . . . born in Monroe, La. . . attended Neville High School in Monroe . . . lettered in football and track . . . sprint relay hurdler . . . member of state champion football team in 1973 . . . works in college football clinics during offseason . . . also works with the March of Dimes and coaches little league baseball . . . he and wife, Bobbie, reside with their children, Rhonda and Kelvin, in Shreveport, La.

CAREER STATISTICS

KICKOFF RETURNS

PUNT RETURNS

Year	G	No.	Yds.	Avg.	LG	TD	No.	Yds.	Avg.	LG	TD	FC
1978 Pitt.	16	37	930	25.1	95t	1						
1979 Pitt.	16	34	732	21.5	44	0						
1980 Pitt.	4	14	379	27.1	63	0						
1981 Pitt.	16	37	825	22.3	35	0	20	208	10.4	33	0	8

ANDERSON/BAILEY



1982	9	27	517	19.1	33	0	8	54	6.8	28	0	3
1983	9	18	309	17.2	26	0	20	138	6.9	20	0	4
1984	12	22	525	23.9	69	0	27	182	6.7	19	0	7
TOTAL	82	189	4217	22.3	95t	1	75	582	7.7	33	0	22

INTERCEPTIONS

Year	No.	Yds.	Avg.	LG	TD
1980 Pitt.	2	35	17.5	18	0
1981 Pitt.	1	49	49.0	49	0
1982	2	25	12.5	25	0
1983	1	0	0	0	0
1984	None				

TOTAL	6	109	18.2	49	0
--------------	----------	------------	-------------	-----------	----------

POST SEASON KICKOFF RETURN TOTALS: 16-387-24.2-45-0

CAREER BEST KICKOFF RETURNS

Number: 5 vs. Cleveland 9/24/78, at San Diego 12/22/80
 Yards: 123 at San Diego 12/22/80
 Longest: 95t at Cleveland 9/24/78

PUNT RETURNS

Number: 7 vs. Denver 9/11/83
 Yards: 66 vs. Denver 9/11/83
 Longest: 33 at Atlanta 11/15/81

POST SEASON SINGLE-GAME KICKOFF RETURN BEST: 5-162-32.4-45-0 (Super Bowl XIV)

61 DON BAILEY

Center 6-4 257
 Miami
 2nd Year With Colts, 2nd in NFL
 Free Agent—1984
 Born: March 24, 1961



**GAMES STARTED/PLAYED: (1983, IR); (1984, 0/10) Total 0/10
 Total with Colts 0/10**

PRO: Entering his second season with the Colts, his second in the NFL . . . was originally drafted by Denver in the eleventh round of the 1983 draft . . . was waived during the final week of Denver's training camp . . . signed with Tampa Bay on October 25, 1983 and was on the active roster for one game, then spent the remainder of the season on injured reserve . . . released by Tampa Bay during training camp and joined the Colts on October 10, 1984.

1984: Saw action in 10 games for the Colts, none as a starter . . . listed as a backup behind Ray Donaldson, who has games started streak of 57 and a consecutive games played streak of 73 . . . saw action as long-snapper on punts . . . excellent strength and athletic ability provides team with valuable depth at center.

COLLEGE: Attended University of Miami (FL), where he saw extensive duty at center . . . four-year letterman who played every down at center for the Hurricanes during the 1981 and 1982 seasons . . . made every placekick snap for four years and also deep snapped on punts . . . played in Japan Bowl . . . squats 525 and bench presses 400 . . . physical education major.

PERSONAL: Full name is William Donald Bailey . . . born in Miami, Fla. . . . attended Miami-Hialeah Lakes High School . . . selected second-team all-city as a senior . . . enjoys fishing and karate . . . single . . . resides in North Miami.



72 KARL BALDISCHWILER

Tackle 6-5 267
Oklahoma
2nd Year With Colts, 7th in NFL
Trade—Detroit, 1983
Born: January 19, 1956



GAMES STARTED/PLAYED: (1978, 15/16); (1979, 16/16); (1980, 16/16); (1981, 16/16); (1982, 5/9); (1983, 14/14) Total 82/87 Total with Colts 14/14

PRO: Originally selected during the seventh round of the 1978 draft by Miami, the 178th selection overall . . . was traded to Detroit in August 1978 for the Lions' tenth round pick in the 1979 draft (Dolphins used pick to select S Jerome Stanton) . . . was traded to the Colts on July 28, 1983 for the Colts' seventh round pick in 1984 (Lions chose LB Jimmie Carter) . . . sat out the 1984 season with a neck injury . . . gained medical clearance and resigned with the Colts on April 16, 1985.

CAREER NOTES: Saw action as a starter in the first 14 games in 1983, before suffering a neck injury in practice and missing the final two games of the season, the only games he missed in his six-year career . . . missed starting assignment 11/21/82 at Chicago to snap a streak of 65 consecutive starts . . . was a starter since the second game of the 1978 season . . . played during playoff game at Washington 1/8/83 . . . was instrumental performer on line which helped Detroit win league rushing honors (2,795 yards) in 1981.

COLLEGE: Earned All-Big Eight and All-America Honorable Mention honors by AP as a senior . . . three-year starter on teams which beat Michigan in the 1976 Orange Bowl, Wyoming in the 1977 Fiesta Bowl and lost to Arkansas in the 1978 Orange Bowl . . . helped Sooners' offensive attack average 329 yards per game rushing in 1977 . . . was a senior co-captain.

PERSONAL: Full name is John Karl Baldischwiler . . . born in Okmulgee, Okla. . . attended Okmulgee High School . . . earned all-state honors . . . was a national 10-year-old Punt, Pass & Kick winner in 1965 . . . Baldischwiler and his wife, Debbie, have one son, Matt (4) . . . they reside in Oklahoma City, Okla.

81 PAT BEACH

Tight End 6-4 243
Washington State
3rd Year With Colts
Draft—6, 1982
Born: December 28, 1958



GAMES STARTED/PLAYED: (1982, 1/9); (1983, 2/16); (1984, IR) Total 3/25

PRO: Entering his third season with the Colts . . . was the Colts' sixth-round pick in the 1982 draft.

1984: Suffered a dislocation to his left ankle during preseason training and a stress fracture during training camp which required



surgery and caused him to spend the season on injured reserve . . . injury snapped his streak of 25 consecutive games played . . . had not missed a league game until his injury.

CAREER NOTES: Played in all 16 games for the Colts in 1983, two as a starter . . . started the last two games of the season when TE Tim Sherwin was slowed by a neck injury . . . saw action as a second tight end in double tight end formations . . . also was deep snapper on punts . . . caught five passes for 56 yards (11.2 avg.) and one touchdown . . . played in all nine games in 1982, one as a starter . . . started opener 9/12 vs. New England . . . caught four passes for 45 yards and one touchdown . . . caught first career touchdown pass (four yards) vs. Cincinnati 12/5 . . . led punt coverage team with five solo tackles.

COLLEGE: Lettered four years at Washington State . . . caught 63 passes for 936 yards and five touchdowns . . . started three years, and was a senior co-captain . . . had 17 receptions for 230 yards (13.5 avg.) during his final season . . . earned All-America First-Team honors from the Sporting News, and All-America Second-Team recognition from NEA . . . played in the 1982 East-West Shrine Classic . . . top season came as a sophomore with 23 catches for 354 yards (15.4 avg.) . . . missed most of his freshman season with a broken hand . . . played in the 1981 Holiday Bowl . . . english and economics major.

PERSONAL: Full name is Patrick Jesse Beach . . . born in Grant's Pass, Oregon . . . attended Pullman (Wash.) High School . . . lettered in football, basketball and track . . . was football All-America Honorable Mention as a senior . . . also placed second in discus and third in javelin events in the state meet as a senior . . . enjoys working with children in the community including visits to Riley Children's Hospital, the Children's Museum and various elementary schools in Indianapolis . . . also active with the Indiana Society to Prevent Blindness . . . single . . . resides in Indianapolis.

**CAREER STATISTICS
RECEIVING**

Year	G	No.	Yds.	Avg.	LG	TD
1982	9	4	45	11.3	17	1
1983	16	5	56	11.2	16	1
1984		Injured	Reserve			
TOTAL	25	9	101	11.2	17	2

48 MARK BELL

Tight End 6-5 246
 Colorado State
 3rd Year With Colts, 6th in NFL
 Free Agent—1983
 Born: August 30, 1957



GAMES STARTED/PLAYED: (1979, 1/16); (1980, 0/16); (1981, IR); (1982, 1/9); (1983, 0/7); (1984, 0/16) Total 2/64 Total with Colts 0/23

PRO: Entering his third season with the Colts, his sixth in the NFL . . . joined the Colts on October 25, 1983 after being released by Seattle on August 25, 1983 . . . originally taken in fourth round of 1979 draft by Seattle . . . was drafted as a tight end, but switched to defensive end after 1981 training camp . . . made switch back to tight end during the 1984 campaign.



BELL/BIASUCCI

1984: Saw action in all 16 games for the Colts in 1984, none as a starter . . . mainly saw duty as a special teamer . . . also saw action in short yardage situations . . . played on both kickoff and punt coverage units . . . totaled four tackles, two unassisted, on the kickoff coverage team.


CAREER NOTES: Played in seven games with the Colts in 1983 as defensive end . . . saw most of his action in passing situations . . . played in all nine games of 1982 for Seattle . . . started season finale against Denver at defensive tackle . . . missed entire 1981 season with knee injury suffered in training camp . . . saw first regular season action on the defensive line in 1982 after switching from tight end in training camp of 1981 . . . played in 32 straight games at tight end in 1979 and 1980, starting one before missing the 1981 season . . . caught three passes for 33 yards as a tight end.

COLLEGE: Caught 26 passes as a senior for 328 yards (12.6 avg.) and three touchdowns . . . had career-high seven receptions vs. Air Force in 1978 . . . selected for Senior Bowl and Blue-Gray game . . . had 34 career catches for 470 yards (13.8-yard avg.) . . . four-year letterman . . . led team in receiving as a senior . . . business major.

PERSONAL: Full name is Mark Elvin Bell . . . born April 8, 1958 in Wichita, Kansas . . . attended Bishop Carroll High School . . . lettered in football, basketball, baseball and golf . . . played tight end and defensive end . . . identical twin brother, Mike, is defensive end for Kansas City Chiefs . . . works youth football camp with brother in Wichita, and works for father's floor covering business during offseason . . . active in Easter Seals and March of Dimes . . . enjoys golf and hunting . . . single . . . resides in Wichita.

5 DEAN BIASUCCI

Kicker 6-0 188
Western Carolina
2nd Year With Colts
Free Agent—1984
Born: July 25, 1962



GAMES STARTED/PLAYED: (1984, 0/15) Total 0/15

PRO: Entering his second season with the Colts . . . joined the Colts on September 7, 1984 as a free agent . . . signed as a free agent with Atlanta prior to the 1984 training camp . . . was released by the Falcons before the season.

1984: Saw action in 15 games for the Colts . . . signed with the Colts during the second week of the season . . . was the Colts' placekicker while Raul Allegre was injured from the second through the sixth games, and remained as the team's kickoff man through the remainder of the season . . . hit three of five field goal attempts and 13 of 14 PATs to rank fourth on the team in scoring . . . hit field goals of 21 and 50 yards 9/16 vs. St. Louis . . . also had a 43-yarder 9/30 vs. Buffalo . . . only missed attempts came from the 50-plus range . . . distinguished himself as an excellent deep kicker on kickoffs . . . 19 of his 54 kickoffs (35.2%) were touchbacks . . . had five other kickoffs returned out of the end zone . . . had only eight kickoffs returned past the 30-yard line . . . opponents' average field position on kickoffs returned was the 25-yard line.

COLLEGE: Outstanding collegiate kicker at Western Carolina . . . finished career as the leading scorer in Southern Conference history



with 280 points . . . hit 57 of 93 field goals and 109 of 113 PATs . . . set conference marks by scoring 94 points during his senior season and by hitting five field goals in a 37-3 win against Mars Hill in 1982 . . . also set a conference mark with 18 field goals during his senior season . . . earned All-Southern Conference First-Team honors in each of his final three seasons . . . excellent deep kicker who had 80 percent of his kickoffs result in touchbacks.
PERSONAL: Full name is Dean Biasucci . . . born in Niagara Falls, N.Y. . . . attended Miramar High School in Miramar, Fla. . . . single . . . resides in Miramar.

85 MATT BOUZA

Wide Receiver 6-3 211
 California
 4th Year With Colts
 Free Agent—1982
 Born: April 8, 1958



GAMES STARTED/PLAYED: (1981, 0/1); (1982, 9/9); (1983, 11/11); (1984, 4/16) Total 24/37 Total with Colts 24/36

PRO: Entering his fourth season with the Colts . . . joined the Colts on May 15, 1982 . . . originally signed as free agent by San Francisco on May 8, 1981 . . . was released by the 49ers on August 31, 1981 . . . re-signed by San Francisco one day later and played one game before being released on September 9, 1981.

1984: Saw action in 16 games for the Colts, four as a starter . . . ranked third on the team in receptions (22) and reception yardage (270) . . . 12.3 reception average ranked fifth among Colts receivers . . . top game came at Dallas 10/28 (5-47-9.4) . . . caught passes in eleven games . . . had two four-game streaks (10/14-11/4, 11/25-12/16) where he caught passes . . . reception average was in double figures in eight games . . . had 22-yard receptions 9/16 vs. St. Louis and 11/4 vs. San Diego for his longest of the season . . . fielded six punts for the Colts, returning three for 17 yards (5.7 avg.).

CAREER NOTES: Started the first eleven games and led the team in receptions at that point in 1983 before separating shoulder 10/30 at Philadelphia and missing the final five games of the season . . . finished fourth on the team with career-high 25 receptions for 385 yards (15.4) . . . best effort vs. Chicago 9/25 with six receptions for 83 yards . . . had five games with three or more receptions . . . started all nine games during 1982 season . . . led team in receptions (22) and reception yardage (287) . . . tied for team lead in touchdowns (two) and scoring (12 points) . . . best performance came vs. New England 9/12 (6-76-12.7) . . . caught at least one pass in every game except season finale against Miami 1/2/83 . . . returned two punts (no yards) and three kickoffs (31 yards).

HONORS: Selected to the 1982 NFL Rookie All-Star team by Football Digest.

COLLEGE: A freshman walk-on who lettered four seasons at California . . . named to All-PAC-10 Second-Team as junior and senior . . . totaled 103 receptions for 1,482 yards during final two years . . . caught seven passes for 114 yards and one touchdown in Garden State Bowl vs. Temple . . . selected to play in 1980 Hula Bowl and Japan Bowl . . . earned political science degree at Berkeley.

PERSONAL: Full name is Matthew Kyle Bouza . . . born in San Jose, Calif. . . . attended Jesuit High School in Sacramento, Calif.



BOUZA/BRACELIN

. . . played baseball, basketball and football . . . was All-City and All-Northern California quarterback and defensive back as junior and senior . . . works in commercial real estate during off-season . . . also involved in March of Dimes Charities . . . member of the FIC Sports Council which is headed by San Diego Chargers kicker Rolf Benirschke . . . enjoys water and snow skiing as well as motocross . . . Bouza and his wife, Marianne, reside in Orinda, California.

CAREER STATISTICS

Year	RECEIVING						PUNT RETURNS					
	G	No.	Yds.	Avg.	LG	TD	No.	Yds.	Avg.	LG	TD	FC
1982	9	22	287	13.0	34	2	2	0	0.0	0	0	5
1983	11	25	385	15.4	26	0						
1984	16	22	270	12.3	22	0	3	17	5.7	11	0	3
TOTAL	36	69	942	13.7	34	2	5	17	3.4	11	0	8

CAREER BEST RECEIVING

Receptions: 6 vs. New England 9/12/82
6 vs. Chicago 9/25/83
Yards: 83 vs. Chicago 9/25/83
Longest: 34 vs. New England 9/12/82

52 GREG BRACELIN

Linebacker 6-1 210
California
4th Year With Colts, 6th in NFL
Waivers—L.A. Raiders, 1982
Born: April 16, 1957



GAMES STARTED/PLAYED: (1980, 0/12); (1981, 0/15); (1982, 6/9); (1983, 16/16); (1984, 5/15) Total 27/67 Total with Colts 27/40

PRO: Entering his fourth season with the Colts, his sixth in the NFL . . . joined the Colts on August 3, 1982 after being waived by the L.A. Raiders . . . originally drafted by Denver in the ninth round of the 1980 draft . . . played the 1980 season with Denver . . . released after the third preseason game on August 25, 1981 . . . signed as free agent by the Raiders on August 27, 1981, then released during the same training camp . . . re-signed after the first game of the 1981 regular season and played the remainder of campaign with the Raiders.

1984: Saw action in 15 games for the Colts, six as a starter . . . started the first six games of the season before injuring a groin vs. Washington 10/7 and missing the following game 10/14 at Philadelphia . . . had 19 tackles, 15 unassisted . . . credited with two sacks (14 yards), four quarterback pressures and five passes defended . . . top game came 9/23 at Miami with five unassisted tackles . . . had four solo stops 9/16 vs. St. Louis . . . hampered for three games later in the season with a severe ankle sprain . . . mobility allows him to play either outside linebacker position . . . recorded three unassisted tackles on the kickoff coverage team and four tackles, one unassisted, on the punt coverage team to rank seventh on the Colts' special teams tackles chart.




CAREER NOTES: Started all 16 games during 1983 season . . . played LOLB spot, after playing on right side in 1982 . . . was fifth-leading tackler with 89 . . . also totaled three interceptions, five and one-half sacks, four loss-tackles, six QB pressures and four passes defended . . . forced three fumbles . . . played in nine games, six as a starter, on the right side during the 1982 season . . . was fifth in tackles with 57 despite playing only two-thirds of the season . . . tied for second on the Colts with two sacks . . . returned his first career interception 31 yards 12/26 at San Diego . . . played in 15 games with the Raiders in 1981 . . . served as a backup at all four linebacking positions.

COLLEGE: Four-year letterman at University of California . . . converted from strong safety to linebacker before sophomore year and became starter . . . had three career interceptions . . . earned All-PAC-10 and All-West Coast honors . . . played in the Garden State Bowl and the Japan Bowl . . . holds degree in social science.

PERSONAL: Full name is Gregory Lee Bracelin . . . born in Lawrence, Kansas . . . attended DeAnza High School in Richmond, Calif. . . . earned three letters each in football and basketball and four in baseball . . . played quarterback, running back and defensive back for football team . . . rushed for 1,096 yards as a senior and was tabbed a prep All-America . . . was a forward in basketball and catcher in baseball . . . active in the Special Olympics in his area . . . was nominee for Colts' NFL Man of the Year in 1984 . . . enjoys water and snow skiing . . . Bracelin and his wife, Teri, reside with their sons, Rick and Dallas, in Littleton, Colorado.

45 JAMES BURROUGHS

Cornerback 6-1 192
Michigan State
4th Year With Colts
Draft—3; 1982
Born: January 21, 1958



GAMES STARTED/PLAYED: (1982, 5/8); (1983, 16/16); (1984, 5/6) Total 26/30

PRO: Entering his fourth season with the Colts . . . drafted in the third round of the 1982 draft . . . was the 57th pick overall.

1984: Saw action in six games for the Colts, five as a starter . . . started the first four and sixth games of the season . . . suffered a severe ankle sprain 10/7 vs. Washington and did not return for rest of season . . . spent the last six weeks of the season on injured reserve . . . tied for second with cornerback Tate Randle for leadership among Colts defenders with career-high three interceptions (for nine yards) . . . had two interceptions vs. St. Louis 9/16 and the other vs. Buffalo 9/30 . . . totaled 21 tackles, 16 unassisted, and seven passes defended . . . ranked third on team in passes defended . . . recorded two unassisted tackles on kickoff coverage team.

CAREER NOTES: Started all 16 games at left cornerback during the 1983 season . . . recorded 74 tackles, 56 unassisted . . . credited with one loss-tackle and nine passes defended . . . intercepted two passes (at Jets 11/6, vs. Houston 12/18) . . . also recovered a fumble at Jets . . . played in eight games as a rookie in 1982, five as a starter . . . returned first NFL interception 94 yards for a touchdown at Minnesota 12/12, tying a Colts record for the longest interception return . . . chalked up 20 tackles for the season.



BURROUGHS/BUTLER

HONORS: Named to the 1982 NFL Rookie All-Star Team by Football Digest.

COLLEGE: Lettered four years at Michigan State . . . recorded 119 tackles and seven interceptions during career . . . earned All-America honors from Sporting News and Football News as a senior . . . played in the East-West Shrine Game and the Senior Bowl . . . blocked three punts while at MSU . . . had best game in 1981 against Big Ten champion Iowa with 10 tackles, one interception and two pass deflections . . . majored in secondary education.

PERSONAL: Full name is James Edward Burroughs . . . born in Pahokee, Florida . . . attended Pahokee High School . . . lettered twice in football and three times each in basketball and track . . . was member of same high school football team as New Orleans Saints' All-Pro linebacker Rickey Jackson . . . led football team to No. 1 state ranking and captained state championship basketball team . . . active in community affairs . . . Burroughs has a son, James, Jr., and resides in West Palm Beach, Fla.

CAREER STATISTICS

INTERCEPTIONS

Year	No.	Yds.	Avg.	LG	TD
1982	1	94	94.0	94t	1
1983	2	8	4.0	8	0
1984	3	9	3.0	6	0
TOTAL	6	113	18.8	94t	1

80 RAY BUTLER

Wide Receiver 6-3 197

Southern Cal

6th Year With Colts

Draft—4, 1980

Born: June 28, 1956



GAMES STARTED/PLAYED: (1980, 16/16); (1981, 16/16); (1982, 9/9); (1983, 7/11); (1984, 15/16) Total 63/68

PRO: Entering his sixth season with the Colts . . . was a fourth-round draft selection in the 1980 draft.

1984: Saw action as a starter in 15 of 16 games . . . led team in receptions (43) and reception yardage (664), more than quadrupling his receptions and tripling his yardage total from the 1983 season . . . capped a 17-point fourth quarter and provided the season's highlight with memorable 54-yard touchdown reception off a pass tipped by a Pittsburgh defender 10/21 in the final minute of play for a 17-16 Colts win . . . had individual and team season-long 74-yard scoring reception vs. San Diego 11/4 . . . also had 54-yard catch at New England 12/16 . . . led all Colts receivers with five touchdowns . . . had best year since 1981, when he caught 46 passes for 832 yards and nine touchdowns . . . top scoring game in 1984 came at Houston 9/9 (5-74, 2 TDs) . . . also tallied vs. Buffalo 9/30 . . . receiving yardage accounted for 35 percent of the Colts' passing attack and for 20 percent of the team's total offense . . . caught passes in the first eight and final seven games of the season . . . only game where he failed to catch a pass came 10/28 at Dallas, his only missed starting assignment . . . was only Colts receiver to catch passes in fifteen games . . . averaged double figures for reception yardage in 14



games . . . had four games where he averaged more than 20.0 yards per reception . . . caught at least three passes in nine different games . . . top receiving game came vs. Buffalo 9/30 (6-60) . . . top yardage and average came vs. San Diego (3-94, 31.3) . . . 15.4 reception average tied TE Tim Sherwin for team leadership . . . was lowest reception average of his career . . . needs 69 catches and 324 reception yards to move into Colts' top ten career list in those categories.

CAREER NOTES: Played in eleven games, seven as starter in 1983 . . . a separated shoulder and broken arm hampered playing time . . . had started first 43 games of his career until injury sat him down . . . caught 10 passes for 207 yards (20.7 avg.) and three TDs . . . had 60-yard reception at New England 9/4 and 52-yard snare vs. Buffalo 10/16 . . . led team in reception average . . . started all nine games in 1982 . . . caught 17 passes for 268 yards and two touchdowns, while leading team with 15.8 avg. . . . caught passes in fifteen games (missed against Buffalo 11/28) . . . had 53-yard TD grab at Miami 9/19, the team's longest of season . . . started all 16 games in 1981 . . . his totals (46-832, 9 TDs) remain his career highs . . . led the club that year in receiving yardage and the TD receptions . . . ranked third on team with 54 points . . . had first 100-yard game of career vs. Miami 9/27 . . . started all 16 games as rookie in 1980 . . . was top AFC rookie receiver with 34 catches for 574 yards (16.9) and two touchdowns . . . was best performance of any rookie receiver in Colts history . . . first score was 15-yard reception against Pittsburgh 9/14.

HONORS: Selected to NFL All-Rookie Team in 1980 by UPI, Professional Football Writers Association, Pro Football Weekly and Football Digest.

RECORDS: Ranks third in club history in reception average per catch (min. 25 receptions) with a 17.0 yard average.

COLLEGE: Played two years at Southern Cal . . . transferred from Wharton County (Texas) Junior College . . . caught 28 passes for 406 yards at Southern Cal . . . was 21-292 as a senior . . . also returned punts and kickoffs . . . career average of 10.1 yards on punt returns and 19.7 yards on kickoff returns . . . played on Trojans' Rose Bowl teams in 1978 and 1979 . . . caught 35 passes and scored nine TDs as a sophomore at Wharton . . . speech major.

PERSONAL: Full name is Raymond Leonard Butler . . . born in Port Larace, Texas . . . attended Sweeney High School . . . earned All-America honors in football, first-team All-District in basketball and track . . . enjoys basketball, softball and pool . . . Butler and his wife, Anna, reside in Lake Jackson, Texas.

CAREER STATISTICS

RECEIVING

Year	G	No.	Yds.	Avg.	LG	TD
1980	16	34	574	16.9	42	2
1981	16	46	832	18.0	67t	9
1982	9	17	268	15.8	53t	2
1983	11	10	207	20.7	60	3
1984	16	43	664	15.4	74t	6
Total	68	150	2545	17.0	74t	22

CAREER BEST

Receptions: 7 vs. St. Louis 11/22/81
Yards: 145 vs. Miami 9/27/81
Longest: 74t vs. San Diego 11/4/84



CALL/COOKS

73 KEVIN CALL

Tackle 6-7 289
 Colorado State
 2nd Year With Colts
 Draft—5B, 1984
 Born: November 13, 1961



GAMES STARTED/PLAYED: (1984, 0/16) Total 0/16

PRO: Entering his second season with the Colts . . . was the club's second selection in the fifth round of the 1984 draft . . . was the 130th selection overall.

1984: Saw action in all 16 games for the Colts, none as a starter . . . listed as a backup at both tackle positions on the offensive line . . . experienced pass blocker from collegiate career may fit into club's new offensive scheme.

COLLEGE: Four-year starter at Colorado State where he earned AP All-America Honorable Mention and All-WAC First-Team honors as senior . . . was All-WAC Honorable Mention as sophomore and junior . . . referred to by one scouting service as "a mini-mountain in the midst of the Rockies" for his imposing size . . . combined speed, size, strength and agility with technique at his tackle position . . . blocking skills helped Colorado State finish second in the WAC, sixth in Division 1-A, in passing offense, while aiding the team to set 45 school and two NCAA marks in 1983 . . . was Playboy preseason All-Far West . . . played in Blue-Gray Game . . . majored in industrial construction management.

PERSONAL: Full name is Kevin Bradley Call . . . born in Boulder, Colo. . . . attended Fairview High School where he was a prep All-America as a senior . . . held school and state shot put record (69 feet) and discus record (171 feet) at Fairview . . . enjoys golf, basketball and slow-pitch softball . . . Call and his wife, Shelly, reside in Fort Collins, Colo.

98 JOHNNIE COOKS

Linebacker 6-4 283
 Mississippi State
 4th Year With Colts
 Draft—1A, 1982
 Born: November 23, 1958



GAMES STARTED/PLAYED: (1982, 8/9); (1983, 11/16); (1984, 13/16) Total 32/41

PRO: Entering his fourth season with the Colts . . . was the Colts' first selection in the first round of the 1982 draft, the second pick overall . . . joined Archie Manning (1971 draft, New Orleans) as the highest draft choice out of the state of Mississippi.

1984: Saw action in all 16 games for the Colts, 13 as a starter . . . started first four games at right end in a voluntary move while DE Donnell Thompson was out of action . . . started final nine games at LOLB position . . . led team with eleven and one-half sacks for a team-leading 103 yards, including 10 sacks in the



team's final six games . . . ranked ninth on the Colts tackle chart with 54, 34 unassisted . . . also recorded eleven quarterback pressures, four loss-tackles (25 yards) and three passes defended . . . had four and one-half sacks (28 yards) at L.A. Raiders 11/25 . . . had two and one-half sacks vs. New England 11/18 and two sacks at New England 12/18 . . . had solo sacks 9/9 at Houston and at New York Jets 11/11 . . . top tackles game came vs. New York Jets 9/2 with seven tackles, three unassisted . . . had four unassisted tackles in three different games. . . . was voted defensive player of the year by the Colts' fan club, the Thundering Herd.

CAREER NOTES: Played in 16 games, eleven as a starter, at the LILB position for the Colts in 1983 . . . credited with 67 tackles, 52 unassisted, to rank ninth on the squad . . . opened the season in dramatic fashion with a game-winning 52-yard fumble return for a touchdown in overtime at New England 9/4 . . . credited with five sacks for 33 yards and one interception vs. Pittsburgh 11/13 for 15 yards . . . best effort was eleven tackles, nine unassisted vs. Chicago 9/25 . . . played in all nine games in 1982, eight as a starter . . . started first two games at ROLB position before moving to the inside position for the rest of the season . . . ranked fourth on the team, second among linebackers, with 63 tackles, 44 unassisted . . . had one sack (nine yards) and a fumble recovery . . . best effort came vs. Cincinnati 12/5 with 12 tackles, nine unassisted.

HONORS: Named to 1982 NFL All-Rookie Team by PFWA.

COLLEGE: Lettered four years at Mississippi State . . . was Bulldogs' top tackler for his last three seasons . . . recorded 376 tackles, 241 unassisted during career . . . selected All-America First-Team by AP, NEA, Football Writers, Sporting News and Football news as a senior . . . played in 1982 Hula Bowl and Olympia Gold Bowl . . . redshirted in 1979 after suffering knee injury in season opener vs. Memphis State . . . was defensive MVP in 1981 Hall of Fame Bowl, a 10-0 victory over Kansas . . . had career-high 24 tackles vs. Auburn as a junior . . . also played in 1980 Sun Bowl . . . holds degree in physical education.

PERSONAL: Full name is Johnnie Earl Cooks . . . born in Leland, Miss. . . . attended Leland High School . . . lettered in football and basketball . . . Cooks and his wife, Maggie Jo, reside in Leland.

38 EUGENE DANIEL

Cornerback 6-0 179
Louisiana State
2nd Year With Colts
Draft—8, 1984
Born: May 4, 1961



GAMES STARTED/PLAYED: (1984, 13/15) Total 13/15

PRO: Was the Colts' tenth round selection in the 1984 draft . . . was the 210th selection overall.

1984: Saw action in 15 games for the Colts, 13 as a starter . . . stepped into the right cornerback position and solidified that spot for the club by picking off a team-high six passes for 25 yards was tied with Kansas City's Kevin Ross for most interceptions by a rookie . . . his total accounted for one-third of the team's thefts, and was twice as many as his nearest teammate . . . had two interceptions (for seven yards) in his professional debut 9/2



DANIEL/DAVIS

vs. New York Jets . . . had solo swipes 9/30 vs. Buffalo, 11/25 at L.A. Raiders, 12/2 at Buffalo and 12/9 (for 18 yards) at Miami . . . was also credited with 14 passes defended . . . ranked eighth on the team tackle chart, second among defensive backs, with 62, 45 unassisted, . . . had five games where he totaled at least six tackles, with a season-high eleven tackles, eight unassisted, 12/16 at New England . . . totaled five tackles, two unassisted, on punt coverage team and one tackle on kickoff coverage team.

COLLEGE: Four-year player at LSU . . . signed originally as a quarterback out of high school, but was converted into a defensive back . . . was LSU's seventh-leading tackler in 1983 with 66 . . . had four interceptions for 22 yards . . . had 156 career tackles as a Tiger . . . played on LSU's 1982 Orange Bowl team . . . holds degree in marketing.

PERSONAL: Full name is Eugene Daniel . . . born in Baton Rouge, La. . . . attended Robert E. Lee High School . . . has 4.48 speed . . . single . . . resides in Baton Rouge, La.

CAREER STATISTICS INTERCEPTIONS

Year	No.	Yds.	Avg.	LG	TD
1984	6	25	4.2	18	0

27 PRESTON DAVIS

Cornerback 5-11 180
Baylor
2nd Year With Colts
Free Agent—1984
Born: March 10, 1962



GAMES STARTED/PLAYED: (1984, 8/12) Total 8/12

PRO: Joined the Colts as a free agent on September 18, 1984.

1984: Saw action in 12 games for the Colts, eight as a starter, the final eight games of the season . . . from the left corner position he picked off his only pass of the season 1 1/4 vs. San Diego and returned it three yards . . . despite playing only 12 games, Davis chalked up 50 tackles, 41 unassisted, to rank eleventh on the team, fourth among defensive backs . . . his 41 solo tackles ranked ninth on the Colts . . . also credited with six passes defended and one loss-tackle (two yards).

COLLEGE: Four-year player at Baylor University, where he played left cornerback . . . started seven games as a sophomore and all games his final two years . . . totaled 147 tackles, 122 unassisted, during his career . . . had three interceptions, 14 passes defended and one fumble recovery as a junior in 1982 . . . was named the AP Southwestern Conference Defensive Player of the Week during Baylor's 24-17 win over Arkansas in 1982 . . . tabbed Baylor's defensive MVP after senior season.

PERSONAL: Full name is Preston Davis . . . born in Lubbock, Texas . . . attended Estacado High School in Lubbock . . . played cornerback . . . single . . . resides in Waco, Texas.



33 CURTIS DICKEY

Running Back 6-1 220
 Texas A&M
 6th Year With Colts
 Draft—1-A, 1980
 Born: November 27, 1956



GAMES STARTED/PLAYED: (1980, 5/15); (1981, 15/15); (1982, 6/8); (1983, 16/16); (1984, 9/10) Total 51/64

PRO: Entering his sixth season with the Colts . . . was the Colts' first selection in the opening round of the 1980 college draft . . . was the fifth player selected overall.

1984: Saw action in 10 games for the Colts, nine as a starter . . . was slowed throughout the season by inflammation in knee joints which caused him to miss six games, including five of the last six games of the season . . . spent the last week of the season on injured reserve . . . underwent arthroscopic surgery during the offseason and is healthy for 1985 . . . ranked second in rushing on the team, 19th in the AFC, with 131 carries for 523 yards (4.0 avg.) and three touchdowns . . . teamed with RB Randy McMillan to form the only running back tandem in the NFL which boasts rushers who have each rushed for more than 2,400 yards and caught more than 100 passes while operating out of the same backfield . . . top game came 9/16 vs. St. Louis (23-121, 1 TD) . . . that game marked his sixth 100-yard game as a pro, his third-highest game rushing total . . . 23 carries tied his personal mark for most attempts in a game . . . also threw a 63-yard TD pass to wide receiver Tracy Porter vs. St. Louis . . . games at Houston 9/9 (22-84, 1 TD) and at Miami 9/23 (15-77) were other top games . . . had season-long run of 30 yards 9/30 vs. Buffalo . . . carried the ball at least 10 times in seven of his 10 games, more than 20 times twice . . . ranked sixth on the team in receptions (14) and eighth in reception yardage (135) . . . top receiving game came 11/4 vs. San Diego (5-48) . . . missed games 10/21 at Philadelphia, 11/11 at Jets, 11/18 vs. New England and 12/2-16 at Buffalo, vs. Miami and at New England . . . now ranked fifth in team history in rushing with 3,456 yards for his five-year career . . . stands 589 yards behind Alan Ameche (fourth) and 1,190 yards behind Tom Matte (third) . . . 791 rushing attempts place him fifth in team career standings, 173 carries behind Ameche . . . also poised to enter among top Colts scorers . . . he needs 61 points to become the ninth-leading scorer in Colts history, ahead of Jim O'Brien (263 points) and Ameche (264 points) . . . has averaged 691.2 yards rushing for each of his professional seasons, the second-highest seasonal average (min. 3,000 rushing yards) of any Colt back in history (Lydell Mitchell, 914.5, 1972-77) . . . 4.4-yard average ranks him second behind Lenny Moore's 4.8 average in Colts history (min. 440 attempts) . . . has caught passes in 49 of his 64 league games (76%) . . . was voted by fans as the Colts' 1984 NFL/Miller Man of the Year.

CAREER NOTES: Started all 16 games for the Colts in 1983 . . . led the club in rushing and receiving yardage . . . rushed for more than 1,000 yards for the first time in his NFL career with 1,122 yards on 254 attempts (4.4 avg.) . . . ranked fifth in the AFC and 12th in the NFL in rushing . . . top game came 12/4 vs. Jets (18-123) . . . was 23-110 vs. Houston 12/18 . . . carried the ball more than 15 times in 10 games . . . ranked fourth in the AFC, ninth in the NFL, with 1,605 total yards . . . played in eight games, six as a starter, in 1982 . . . ranked third on the club with 232 rushing yards on 66 carries . . . tied for second on the team with 21 catches for 228 yards, making him the team leader with 460 yards total offense . . . started in 15 games in 1981 . . .



DICKEY

led the team for the second consecutive season with 779 yards (11th in the AFC) on 164 carries (4.8 avg.) . . . had career-high 130 yards vs. Dallas 12/6 and 115 yards at Denver 9/20 . . . had career-long 67-yard TD run vs. Dallas . . . was the Colts' leading scorer with 60 points . . . had seven rushing and three receiving scores to tie for fifth in the AFC . . . ranked fourth on the team with 37 catches for 419 yards . . . had a career-high eleven receptions for 88 yards 10/11 vs. Cincinnati . . . played in 15 games, five as a starter, in 1980 . . . was the Colts' leading rusher with 800 yards (seventh in AFC) on 176 carries (4.5 avg.) . . . was second on the team in scoring with 78 points . . . 13 touchdowns, eleven rushing, tied him for AFC scoring lead (not counting kick scoring) . . . scoring totals set the Colts rookie record for rushing TDs and total TDs . . . had string of seven consecutive games (11/2-12/14) where he scored at least one TD rushing . . . had first 100-yard game in his first starting assignment 11/12 at New England (16-102, 2 TDs) . . . scored first career TD vs. Jets 9/28 . . . returned four kickoffs for 86 yards (21.5 avg.).

RECORDS: Ranks as fifth-leading rusher in Colts history with 3,456 yards on 791 carries . . . his 691.2-yard seasonal rushing average ranks second among alltime Colts rushers (min. 3,000 yards), behind Lydell Mitchell (914.5, 1972-77) . . . his 4.4-yard average ranks second only to Lenny Moore's 4.8 average in Colts history (min. 440 attempts) . . . established Colts rookie records in 1980 with 13 TDs, eleven rushing . . . his eleven rushing TDs tied him with Tom Matte (1969) and Lydell Mitchell (1975) for the second-highest total of rushing TDs in a single season . . . his 800 yards rushing in 1980 was the second-highest rookie total in Colts history behind Alan Ameche's 961 yards in 1955 . . . joined Ameche (1955) and Norm Bulaich (1970) as the only players to lead the Colts in rushing as rookies . . . joined Lydell Mitchell (1975-77) as the only Colts to rush for more than 1,000 yards in a season . . . 1,122 totals ranks fourth, behind Mitchell's totals, on the Colts' single-season individual rushing highs.

COLLEGE: Alltime leading rusher at Texas A&M, where he earned All-America honors . . . gained 3,703 yards on 697 carries (5.3 avg.) . . . finished collegiate career as second leading rusher in Southwestern Conference history . . . scored 32 career TDs, 31 rushing, as a four-year starter . . . caught 42 passes for 496 yards (11.8 avg.) during career . . . rushed for 1,146 yards on 205 carries (5.6 avg.) as a senior . . . best game came in 1978 Hall of Fame Bowl vs. Iowa State when he gained 276 yards on 34 rushes . . . was 34-230 rushing vs. TCU in 1978 . . . was 31-184, 3 TDs in 1979 game at Penn State . . . three-time NCAA indoor 60-yard dash champion, including a NCAA-record-tying 6.12 time . . . physical education major.

PERSONAL: Full name is Curtis Raymond Dickey . . . born in Madisonville, Texas . . . attended Bryan High School, where he was a two-time All-America at running back . . . set 32 school records with world class speed . . . has run a 4.26 40-yard dash and a 9.2 100-yard dash . . . his 10.05 mark in the 100-meters in only 0.1 seconds off the world record (9.95) . . . active in off-season boys club work in Bryan, Texas . . . Dickey and his wife Sheila have one daughter, Courtney (2).

CAREER STATISTICS

Year	RUSHING						RECEIVING				
	G	No.	Yds.	Avg.	LG	TD	No.	Yds.	Avg.	LG	TD
1980	15	176	800	4.5	51t	11	25	204	8.2	32	2
1981	15	164	779	4.8	67t	7	37	419	11.3	50	3
1982	8	66	232	3.5	25	1	21	228	10.9	34	0
1983	16	254	1122	4.4	56	4	24	483	20.1	72t	3
1984	9	131	523	4.0	30	3	14	135	9.6	33	0
TOTAL	64	791	3456	4.4	67t	26	121	1469	12.1	72t	8



**CAREER BEST
RUSHING**

Carries:	23	vs. Houston 12/18/83
	23	vs. St. Louis 9/16/84
Yards:	130	vs. Dallas 12/6/81
Longest:	67t	vs. Dallas 12/6/81
TDs:	2	at Kansas City 11/2/80
		at New England 11/23/80
		vs. Buffalo 11/30/80
		vs. Dallas 12/6/81

RECEIVING

Receptions:	11	vs. Cincinnati 10/11/81
Yards:	88	vs. Cincinnati 10/11/81
Longest:	72t	at Buffalo 9/18/83
TDs:	1	(eight games)

100 YARD RUSHING GAMES

102	at New England 11/23/80	(16-102-6.4-28t-2)
115	at Denver 9/20/81	(12-115-9.6-63-1)
130	vs. Dallas 12/6/81	(15-130-8.7-67t-2)
123	vs. N.Y. Jets 12/4/83	(18-123-6.8-56-0)
110	vs. Houston 12/18/83	(23-110-4.8-18-0)
121	vs. St. Louis 9/16/84	(23-121-5.2-15-1)

GAME-BY-GAME CAREER RUSHING AND RECEIVING STATISTICS

1980 Opponent	RUSHING					RECEIVING				
	No.	Yds.	Avg.	LG	TD	No.	Yds.	Avg.	LG	TD
at New York Jets										
Pittsburgh		DNP					DNP			
at Houston	4	2	0.5	2	0	0	0	0	0	0
New York Jets	15	94	6.8	24	0	3	33	11.0	14	0
at Miami	21	69	3.3	23	1	1	5	5.0	5	0
at Buffalo	11	28	2.5	7	0	1	1	1.0	1t	1
New England	0	0	0	0	0	0	0	0	0	0
St. Louis	10	54	5.4	13	0	0	0	0	0	0
at Kansas City	3	6	2.0	4	0	0	0	0	0	0
Cleveland	9	68	7.6	51t	2	1	3	3.0	3	0
at Detroit	14	87	6.2	14	1	1	12	12.0	12	0
at New England*	8	20	2.5	8	1	0	0	0	0	0
Buffalo*	16	102	6.4	28t	2	3	39	13.0	32	0
at Cincinnati*	17	61	3.6	18t	2	2	25	12.5	18	0
Miami*	11	52	4.7	23	1	5	43	8.6	22t	1
Kansas City*	18	92	5.1	38t	1	5	33	6.6	13	0
	19	65	3.4	11	0	3	16	3.2	7	0
TOTAL	176	800	4.5	51t	11	25	204	8.2	32	2

1981 Opponent	RUSHING					RECEIVING				
	No.	Yds.	Avg.	LG	TD	No.	Yds.	Avg.	LG	TD
at New England*	22	80	3.6	22	1	3	31	10.3	16	0
Buffalo*	14	35	2.5	8	0	3	30	10.0	17	0
at Denver*	12	115	9.6	63	1	1	13	13.0	13	0
Miami*	13	77	6.0	28	1	5	65	13.0	32	1
at Buffalo*	10	78	7.8	25	0	3	80	26.6	50	0
Cincinnati*	13	19	1.5	4	0	11	88	8.0	13	0
San Diego*	6	32	5.3	14	0	3	17	5.6	8	1
at Cleveland*	14	36	2.6	11	0	3	24	8.0	18	1
at Miami*	9	31	3.5	13	0	2	25	12.5	20	0
New York Jets*	2	9	4.5	8	0	0	0	0	0	0
at Philadelphia*	6	17	2.8	7	1	2	44	22.0	34	0
St. Louis*	2	48	24.0	36	1	0	0	0	0	0
at New York Jets							DNP			
Dallas*	15	130	8.7	67t	2	1	2	2.0	2	0
at Washington*	17	56	3.3	16	0	0	0	0	0	0
New England*	9	16	1.8	4	0	0	0	0	0	0
TOTAL	164	779	4.8	67t	7	37	419	11.3	50	3

1982 Opponent	RUSHING					RECEIVING				
	No.	Yds.	Avg.	LG	TD	No.	Yds.	Avg.	LG	TD
New England*	8	23	2.9	10	0	1	5	5.0	5	0
at Miami	0	0	0	0	0	0	0	0	0	0
at New York Jets	7	20	2.9	6	0	3	42	14.0	26	0
at Buffalo	3	0	0	6	0	1	25	25.0	25	0
Cincinnati*	12	66	5.5	25	0	2	19	9.5	15	0
at Minnesota*	13	42	3.0	12	0	2	14	7.0	13	0



DICKEY/DONALDSON

Green Bay*	10	39	3.9	9	0	5	42	8.4	17	0
at San Diego*	5	8	1.6	4	1	4	31	7.7	13	0
Miami*	8	34	4.3	9	0	3	50	16.6	34	0
TOTAL	66	232	3.5	25	1	21	228	10.9	34	0
1983	RUSHING					RECEIVING				
Opponent	No.	Yds.	Avg.	LG	TD	No.	Yds.	Avg.	LG	TD
at New England*	17	72	4.2	12	0	3	32	10.1	12	0
Denver*	12	42	3.5	11	0	1	27	27.0	27	0
at Buffalo*	18	80	4.4	33t	1	2	79	39.5	72t	1
Chicago*	20	74	3.7	16	0	2	55	27.5	31	0
at Cincinnati*	17	64	3.8	13	1	2	23	11.5	14	0
New England*	16	74	4.6	9*	0	1	68	68.0	68t	1
Buffalo*	8	68	8.5	32	0	0	0	0	0	0
Miami*	14	62	4.4	9	0	1	12	12.0*	12	0
at Philadelphia*	17	76	4.5	24	0	0	0	0	0	0
at New York Jets*	18	48	2.7	11	1	2	36	18.0	25t	1
Pittsburgh*	14	58	4.1	23	1	4	45	11.3	27	0
at Miami*	9	41	4.6	13	0	2	40	20.0	25	0
at Cleveland*	14	38	2.7	8	0	1	11	11.0	11	0
New York Jets*	18	123	6.8	56	0	3	55	18.3	43	0
at Denver*	19	92	4.8	29	0	0	0	0	0	0
Houston*	23	110	4.8	18	0	0	0	0	0	0
TOTAL	254	1122	4.4	56	4	24	483	20.1	72t	3
1984	RUSHING					RECEIVING				
Opponent	No.	Yds.	Avg.	LG	TD	No.	Yds.	Avg.	LG	TD
New York Jets*	12	40	3.3	7	1	1	4	4.0	4	0
at Houston*	22	84	3.8	9	1	2	27	13.5	20	0
St. Louis*	23	121	5.2	15	1	1	9	9.0	9	0
at Miami*	15	77	5.1	15	0	2	6	3.0	10	0
Buffalo*	14	72	5.1	30	0	1	8	8.0	8	0
Washington*	2	3	1.5	4	0					
at Philadelphia		DNP					DNP			
Pittsburgh	9	30	3.3	14	0	0	0	0	0	0
at Dallas*	10	29	2.9	7	0	1	0	0	0	0
San Diego*	8	26	3.3	15	0	5	48	9.6	15	0
at New York Jets		DNP					DNP			
New England		DNP					DNP			
at L.A. Raiders*	16	41	2.6	11	0	1	33	33.0	33	0
at Buffalo		DNP					DNP			
Miami		DNP					DNP			
at New England		IR					IR			
TOTAL	131	523	4.0	30	3	14	135	9.6	33	0

* Games started

53 RAY DONALDSON

Center 6-4 269
 Georgia
 6th Year With Colts
 Draft—2A, 1980
 Born: May 18, 1958



GAMES STARTED/PLAYED: (1980, 0/16); (1981, 16/16); (1982, 9/9); (1983, 16/16); (1984, 16/16) Total 57/73

PRO: Entering his sixth season with the Colts . . . was the Colts' first selection in the second round of the 1980 draft . . . was the 32nd player selected overall, the second center and fourth offensive lineman taken overall.



1984: Saw action as a starter in all 16 games for the Colts . . . extended his consecutive games started streak to 57, tied with running back Randy McMillan for the team lead . . . has played in 73 consecutive games, second to Barry Krauss (88) on the Colts . . . has been the anchor of the offensive line which has allowed running backs McMillan and Curtis Dickey to become one of the league's top rushing tandems . . . deep snapper on Colts field goal squad.

CAREER NOTES: Started in all 16 games . . . was selected to the 1983 Pro Bowl as first alternate . . . started all nine games in 1982 . . . became Colts' starting center in 1981, his second year as a pro . . . established himself as a consistent, solid performer . . . recorded one tackle and one assist on punt coverage team . . . played in all 16 games as a rookie . . . also served as backup center and guard . . . had seven tackles and two assists in kickoff coverage to rank second on the club . . . was part of the wedge on kickoff return team.

HONORS: Named first alternate in the 1983 Pro Bowl.

COLLEGE: Earned All-America honors from the Sporting News, Associated Press and the Newspaper Enterprise Association . . . played in East-West Shrine Game and the Senior Bowl in 1980 . . . switched from linebacker to center as a sophomore . . . education major.

PERSONAL: Full name is Raymond Canute Donaldson . . . born in Rome, Georgia . . . attended East Rome High School . . . single . . . resides in Rome during offseason.

65 ELLIS GARDNER

Tackle/Guard 6-5 250
 Georgia Tech
 2nd Year With Colts, 3rd in NFL
 Free Agent—1984
 Born: September 16, 1961



GAMES STARTED/PLAYED: (1983, 0/8); (1984, 0/9) Total 0/17
 Total with Colts 0/17

PRO: Entering his second season with the Colts, his third in the NFL . . . joined the Colts as a free agent on September 12, 1984 . . . was originally selected on the sixth round of the 1983 draft by Kansas City . . . was released by the Chiefs prior to the start of the 1984 season.

1984: Saw action in nine games with the Colts, none as a starter . . . joined the team during the third week of the season . . . played in the next nine games for the Colts before spending the final four weeks of the season on injured reserve with a minor back injury . . . saw limited action on an offensive line which featured four players who started at least 13 games . . . natural tackle who can play guard.

CAREER NOTES: Played in eight games for Kansas City in 1983 . . . saw most extensive action at L.A. Raiders 10/9 when he played for most of the second half.

COLLEGE: Three-year starter and four-year letterman at Georgia Tech . . . named to CoSIDA Academic All-America Team as a senior and was a three-time All-Atlantic Coast Conference Academic honoree . . . National engineering honor society of Tau Beta Pi named him a Laureate in 1983, as one of the nation's top col-



GARDNER/GLASGOW

legians in athletics on the basis of academics, campus service, leadership and athletic achievement . . . played in the 1983 Japan Bowl . . . also lettered in wrestling . . . holds degree in electrical engineering with a minor in engineering management.

PERSONAL: Full name is Ellis Peniston Gardner . . . born in Chattanooga, Tenn. . . attended McCallie High School in Chattanooga . . . named All-State in football, wrestling and track . . . selected the area's outstanding athlete as a senior . . . graduated Cum Laude in 1979 with 23 hours of college credit . . . one of the most active players in the Indianapolis community . . . includes American Heart Association, Riley Children's Hospital, various school visits, working with the underprivileged and the Cerebral Palsy foundation . . . enjoys camping and hiking . . . Gardner and his wife, Kathy, reside in Indianapolis.

25 NESBY GLASGOW

Free Safety 5-10 180
Washington
7th Year With Colts
Draft—8B, 1979
Born: April 15, 1957



GAMES STARTED/PLAYED: (1979, 4/15); (1980, 16/16); (1981, 13/14); (1982, 9/9); (1983, 15/16); (1984, 16/16) Total 73/86

PRO: Entering his seventh season with the Colts . . . was the Colts' second selection in the eighth round of the 1979 draft.

1984: Started all 16 games for the Colts . . . was one of only three defensive players, the only secondary member, to start all games . . . ranked third on the team tackle chart with 134, 88 unassisted . . . was the first time in four seasons he did not lead team in that category . . . was one of three Colts to surpass the 100 tackle mark . . . his lone interception came during fourth quarter of game 11/11 at Jets in Colts territory to preserve 9-5 win . . . also credited with 14 passes defensed, two fumbles caused and one fumble recovered . . . reached double figures in tackles in six games . . . top tackles game came 10/28 at Dallas with 17 tackles, five unassisted . . . had 12 tackles, nine unassisted vs. Buffalo 9/30 . . . had eleven tackles, eight unassisted 11/25 at Raiders . . . had 10 tackles 10/7 vs. Washington, 10/21 vs. Pittsburgh and at New England 12/16 . . . named hard-nose player of the year by the Thundering Herd, a local fan club . . . has started the last 30 games, the second time he has had a consecutive start streak reach 30 games . . . has played in the Colts' past 41 games . . . has totaled 652 tackles, 475 unassisted, during his career, an average of 109 tackles, 79 unassisted per season . . . 73 percent of his tackles for his career have been solos.

CAREER NOTES: Played in all 16 games during 1983 season, 15 as a starter . . . missed starting assignment 9/11 vs. Denver . . . was the Colts' top tackler for the third consecutive year with 97, 55 unassisted . . . had 16 tackles, 14 unassisted at Miami 11/20 . . . totaled three interceptions (35 yards) . . . also forced two fumbles and had one sack . . . started three games at strong safety . . . started all nine games in 1982 . . . started two games at strong safety . . . led team with 103 tackles, 66 unassisted . . . had at least eleven tackles in seven contests . . . returned four punts for 24 yards . . . saw action in 14 games, 13 as a starter, in 1981 . . . started three games at left cornerback . . . totaled team-leading



116 tackles, 104 unassisted . . . had two interceptions, one sack and two fumble recoveries . . . was a 16-game starter in 1980 . . . ranked second on the team with 149 tackles, 117 unassisted . . . had career-high 18 tackles against Cincinnati 12/7 . . . was second on the club with four interceptions . . . led the Colts in kickoff and punt returns, while also playing on kickoff coverage team . . . played 16 games in 1979 . . . started final four games at free safety . . . had 53 tackles, 45 unassisted . . . set Colts season marks in punt returns (44), kickoff returns (50) and kickoff return yardage (1,126) . . . nine punt returns at Kansas City 9/2 set a team record . . . 75-yard return at New England 11/18 was the first punt returned for a score by a Colts player since 1970 (Ron Gardin) . . . 1,478 combined punt and kickoff return yards ranked him first in the AFC.

RECORDS: 50 kickoff returns in 1979 broke Marshall Johnson's record of 41 set in 1978 . . . 1,126 kickoff return yards broke Johnson's 1978 mark of 927 . . . 44 punt returns surpassed Alvin Haymond's record of 41 set in 1965 . . . nine punt returns beat Howard Stevens' total of eight set vs. Tampa Bay in 1976 . . . is one of only four Colts to return a punt for a score . . . ranks second in Colts history in career kickoff returns (83) and kickoff return yardage (1,869).

COLLEGE: Four-year letterman at Washington . . . was team captain . . . had career totals of 169 tackles, five interceptions and a 6.8-yard average for 83 punt returns . . . led PAC-8 in punt returns as a senior with a 9.2-yard average . . . had a 73-yard punt return vs. Stanford in 1977 . . . earned AP All-America Third-Team honors as a senior . . . named to All-West Coast and All-PAC-10 First-Team squads as a junior and senior . . . was teammate of Warren Moon on Washington's Rose Bowl champion team in 1977 . . . played in the Hula Bowl and the Senior Bowl.

PERSONAL: Full name is Nesby Lee Glasgow . . . born in Los Angeles, Calif. . . lettered in football and track . . . active with Save-A-Heart Foundation, March of Dimes, the United Way, VA Hospitals, People of Vision and area youth organizations . . . he and his wife, Dona, have two sons, Nesby and Brandon . . . they reside in Indianapolis.

CAREER STATISTICS

Year	PUNT RETURNS						KICKOFF RETURNS					
	G	No.	Yds.	Avg.	LG	TD	FC	No.	Yds.	Avg.	LG	TD
1979	16	44	352	8.0	75t	1	11	50	1126	22.5	58	0
1980	16	23	187	8.1	20	0	15	33	743	22.5	44	0
1981	14							1	35	35.0	35	0
1982	9	4	24	6.0	8	0	5					
1983	16	1	9	9.0	9	0	1					
1984	16	7	79	11.3	35	0	2					
TOTAL	87	79	651	8.2	75t	1	34	84	1904	22.7	58	0

INTERCEPTIONS

Year	G	No.	Yds.	Avg.	LG	TD
1979	16	1	-1	-1.0	-1	0
1980	16	4	65	16.3	29	0
1981	14	2	35	17.5	31	0
1982	9					
1983	16	3	35	11.7	18	0
1984	16	1	8	8.0	8	0
TOTAL	87	11	142	12.9	31	0

CAREER BEST PUNT RETURNS

Number: 9 at Kansas City 9/2/79
Yards: 75 at New England 11/18/79 (1 ret.)
Long: 75 at New England 11/18/79



GLASGOW/HATHAWAY/HENRY

KICKOFF RETURNS

Number: 7 at New England 11/18/79
 Yards: 140 vs. Houston 10/14/79
 Long: 58 vs. Houston 10/14/79

INTERCEPTIONS

Number: 1 (11 games)
 Yards: 30 at New England 9/6/81
 Long: 30 at New England 9/6/81

58 STEVE HATHAWAY

Linebacker 6-4 238
 West Virginia
 2nd Year With Colts
 Draft—12, 1984
 Born: April 26, 1962



GAMES STARTED/PLAYED: (1984, 1/6) Total 1/6

PRO: Entering his second year with the Colts . . . was drafted in the twelfth round by the Colts in the 1984 draft . . . was the 317th selection in the draft.

1984: Saw action in six games for the Colts, one as a starter . . . sprained a knee during the seventh game of the season and spent the last nine weeks of the season on injured reserve . . . made only start of the season 10/7 vs. Washington, the week prior to his injury . . . totaled five tackles, two unassisted . . . also forced one fumble and recovered one fumble . . . had five tackles on punt and kickoff coverage teams.

COLLEGE: Three-year letterman at outside linebacker at West Virginia . . . was projected by some pro scouts as a defensive end . . . nominated the team's defensive MVP as a senior . . . earned UPI and AP All-East First-Team honors and was AP All-America Honorable Mention . . . recorded 85 tackles, 61 unassisted, 15 quarterback sacks and seven loss-tackles during his senior season . . . played in the 1981 Peach Bowl, 1982 Gator Bowl and 1983 Hall of Fame Bowl . . . business and economics major.

PERSONAL: Full name is Steven Francis Hathaway . . . born in Queens, N.Y. . . . attended Beaver Area High School in Beaver, Pa. . . . made all-conference, All-Western Pennsylvania and All-State as tight end and defensive end as a senior captain . . . enjoys hunting, fishing and skiing . . . single . . . attends West Virginia and resides in Morgantown while finishing degree work.

88 BERNARD HENRY

Wide Receiver 6-0 185
 Arizona State
 4th Year With Colts
 Free Agent—1982
 Born: April 9, 1960



GAMES STARTED/PLAYED: (1982, 0/7); (1983, 7/15); (1984, 0/14) Total 7/36



PRO: Entering his fourth season with the Colts . . . joined the Colts as a free agent on May 10, 1982.

1984: Saw action in 14 games for the Colts, none as a starter . . . missed games 9/23 at Miami and 10/14 at Philadelphia . . . caught eleven passes for 139 yards (12.6 avg.) and two touchdowns . . . tied for second on the club in touchdown receptions, fourth in reception average, seventh in yardage and tied for eighth in receptions . . . was tied for sixth on the club in scoring . . . caught passes in five different games . . . top game came 12/16 at New England with four catches for (12.8 avg.) . . . had a 19-yard scoring reception at New England . . . other score came vs. Patriots 11/18 (13 yards) . . . had two catches for 35 yards 10/21 vs. Pittsburgh . . . reception average was in double figures in four of the five games in which he caught passes.

CAREER NOTES: Played in 15 games for the Colts, seven as a starter, in 1983 . . . led the team in receptions with 30 for 416 yards (13.9 avg.) and a club-leading four touchdown receptions . . . had eight catches for 169 yards, including a 40-yard TD, 12/11 at Denver . . . had two touchdown snares among his four receptions at New England 9/4, the team's season high for touchdown receptions in a game . . . played in six games as a rookie . . . had four of his seven receptions 12/26 at San Diego (for 66 yards).

COLLEGE: Four-year letterman at Arizona State . . . caught 74 passes for 1,023 yards during career . . . had 39 receptions for 647 yards as a senior, leading the PAC-10 with eight touchdown receptions . . . criminal justice major.

PERSONAL: Full name is Bernard Henry . . . born in Los Angeles, Calif. . . . attended Fremont High School . . . lettered three years in football and earned All-City honors as a senior . . . holds school single-season records for receptions (68), reception yardage (1,000) and touchdowns (16) . . . single . . . resides in Los Angeles.

CAREER STATISTICS

Year	G	No.	Yds.	Avg.	LG	TD
1982	6	7	110	15.7	23	0
1983	15	30	416	13.9	40t	4
1984	14	11	139	12.6	19t	2
TOTAL	35	48	665	13.9	40t	6

CAREER BEST

Number:	8 at Denver 12/11/83
Yards:	169 at Denver 12/11/83
Longest:	40t at Denver 12/11/83
TDs:	2 at New England 9/4/83

75 CHRIS HINTON

Guard/Tackle 6-4 286
Northwestern
3rd Year With Colts
Trade—Denver, 1983
Born: July 31, 1961



GAMES STARTED/PLAYED: (1983, 15/16); (1984, 6/6) Total 21/22

PRO: Entering his third season with the Colts . . . acquired by the



HINTON/HUMISTON

Colts on May 2, 1983, along with QB Mark Herrmann and Denver's first round draft pick (used to take OT Ron Solt), for QB John Elway . . . selected by Denver as the fourth player taken in the 1983 draft.

1984: Saw action in six games for the Colts, all as a starter, before suffering a right ankle sprain and broken fibula vs. Washington 10/7 . . . placed on injured reserve, where he spent the rest of the season . . . injury broke a streak of 21 consecutive starts and 22 consecutive games played . . . only missed starting assignment prior to the injury was the first game of the 1983 season . . . underwent rigorous offseason rehabilitation and is expected to regain his 1983 Pro Bowl form.

CAREER NOTES: Was the first rookie starter on AFC Pro Bowl offensive line since the 1970 AFL-NFL merger with his performance during the 1983 season . . . left side of line became the Colts' strength as the ground attack ranked first in the AFC, second in the NFL, with a 168.4-yards per game average . . . possesses outstanding speed, strength and size . . . bench presses 450 pounds and squats more than 600 . . . named to three All-Rookie teams, UPI's AFC All-Star Team and Pro Football Writers All-Star Team.

HONORS: 1983 AFC Pro Bowl Starter, UPI NFL All-Rookie Team, Football Digest NFL All-Rookie Team, UPI AFC All-Star Second-Team, Pro Football Writers All-AFC, Pro Football Writers All-Rookie Team.

COLLEGE: Four-year letterman at Northwestern . . . played for a year and a half each at linebacker and tight end before switching to left tackle in senior year . . . selected All-America First-Team by Sporting News, All-America Second-Team by UPI and NEA, All-America Honorable Mention by AP and All-Big Ten First-Team . . . chosen Wildcats' MVP by teammates . . . named to the 1982 All-America Strength Team . . . played in 1983 Blue-Gray Game and Senior Bowl . . . explosive off the ball and can dominate at the point of attack . . . entered college at 218 pounds and bulked up to 272 without hurting 4.8 speed in the 40 . . . was Northwestern's starting tight end as a junior . . . caught 19 passes for 265 yards (13.9 avg.) . . . was 5-83 at Michigan for top receiving game . . . started six games as an OLB in sophomore year and four as a tight end . . . recorded 38 tackles during linebacking duty . . . had season-high eleven stops vs. Purdue . . . recorded 46 tackles in six-game starting stint at OLB as a freshman . . . captained Wildcats as a senior.

PERSONAL: Full name is Christopher Jerrod Hinton . . . born in Chicago, Ill. . . attended Phillips High School (Chicago) . . . earned All-City, All-State and All-America Honorable Mention football honors . . . also lettered three times in wrestling and once each in basketball and track . . . member of National Honor Society . . . active in Adopt-A-Family program, and Special Olympics . . . holds degree in sociology during offseason . . . he and his wife, Carol, reside in Indianapolis and are very active in the community.

57 MIKE HUMISTON

Linebacker 6-3 238
Weber State
3rd Year With Colts, 4th in NFL
Free Agent—1982
Born: January 8, 1959



GAMES STARTED/PLAYED: (1981, 0/16); (1982, 0/7); (1983,



IR); (1984, 1/16) Total 1/39 Total with Colts 1/23

PRO: Entering his third season with the Colts, his fourth in the NFL . . . joined the Colts as a free agent on September 15, 1982, three days after the start of the season . . . originally signed as a free agent by Buffalo on May 10, 1981 . . . played one season with the Bills before being released during their 1982 training camp.

1984: Saw action in all 16 games for the Colts, one as a starter . . . made only start 10/14 at Philadelphia . . . totaled eight tackles, five unassisted, forced one fumble and recovered one fumble . . . valuable special teamer who ranks among the top league headhunters . . . totaled 36 tackles (17, 10 unassisted, on kickoff coverage team; 19, 10 unassisted, on punt coverage team) to lead the team in special team stops . . . caused two fumbles and recovered another on special teams . . . also credited with a safety vs. Buffalo 9/30 . . . has the ability to play both inside linebacking positions.

CAREER NOTES: Spent the 1983 season on injured reserve with an ankle sprain . . . played in seven games during 1982 season . . . received limited action at reserve inside linebacker, but was a solid special teamer . . . recorded 12 tackles, eleven unassisted, as a linebacker, eight tackles, two unassisted, on special teams . . . played in all 16 games with Buffalo in 1981 . . . credited with 24 tackles, 14 unassisted, while playing linebacker . . . had six tackles vs. Philadelphia 9/17.

COLLEGE: Lettered three years at Weber State after playing one season at Shasta Junior College . . . played outside linebacker . . . earned AP College All-Conference First-Team honors as a senior . . . selected the Defensive MVP of the Big Sky Conference after final season when he averaged 12.6 tackles per game . . . had five pass deflections and two interceptions . . . earned All-Conference Second-Team honors as a junior . . . totaled 152 tackles, 66 unassisted, as a sophomore and a junior . . . holds degree in criminal justice.

PERSONAL: Full name is Michael David Humiston . . . born in Oceanside, Calif. . . . attended Anderson High School in Anderson, Calif. . . . lettered in football, basketball and baseball . . . earned all-league honors in each sport . . . enjoys running, racquetball, hunting and fishing . . . is a member of the reserve police force in Chico, Calif. during the offseason . . . he and his wife, Debbie, have a son, Ben (6), and a daughter, Danielle (3), and reside in Chico.

29 MARK KAFENTZIS

Safety 5-10 185

Hawaii

3rd Year With Colts, 4th in NFL

Free Agent—1983

Born: June 30, 1958



GAMES STARTED/PLAYED: (1982, 0/9); (1983, 1/15); (1984, 14/16) Total 15/40 Total with Colts 15/31

PRO: Entering his third season with the Colts, his fourth in the NFL . . . joined the Colts as a free agent on September 7, 1983 (the second week of the season) . . . was waived the final day of the Browns' 1983 training camp . . . was Cleveland's eighth pick in the 1982 draft.

1984: Played in all 16 games for the Colts, 14 as a starter . . . only games which he did not start were the opener 9/2 vs. New York Jets and finale 12/16 at New England . . . has played in all 31 games since joining the Colts . . . provided the team's only



KAFENTZIS/KIRCHNER

defensive touchdown of the season when he intercepted a pass 9/30 vs. Buffalo and returned it 59 yards for a score . . . his return ranked him second on the team in interception return yardage . . . ranked seventh on the Colts tackle chart, second among defensive backs, with 79 tackles, 56 unassisted . . . also credited with five passes defended, three fumbles forced, two loss-tackles and a fumble recovery . . . ranked third among special teamers with 17 tackles, nine unassisted . . . also forced one fumble on special teams . . . joined Nesby Glasgow (16 starts) and Eugene Daniel (13 starts) as consistent performers in the secondary.

CAREER NOTES: Played in all 15 games that he was signed with the club in 1983 . . . started game 10/30 at Philadelphia at strong safety . . . recorded 16 tackles, seven unassisted . . . saw action in prevent defense situations . . . hard-hitter who pulled duty on punt, punt return, kickoff, kickoff return and field goal block units . . . credited with 21 tackles, eleven unassisted, on kickoff coverages and seven tackles, five unassisted, on punt coverages to rank third in special teams tackles . . . played in all nine games as a rookie with the Browns in 1982, totaling the most tackles for a non-starting player with 14, 12 unassisted . . . also forced a fumble in a 10-9 victory over Pittsburgh 12/9.

COLLEGE: Earned All-America honors at Columbia Basin Junior College as a punt returner . . . transferred to Hawaii and was red-shirted during his first season (1979) . . . played safety during 1980 and 1981 seasons, totaling 58 tackles, nine loss-tackles (for 54 yards), three fumble recoveries, one interception and one forced fumble . . . possess 4.45 speed in the 40.

PERSONAL: Full name is Mark Kevin Kafentzis . . . born in Richland, Wash. . . attended Richland High School . . . won nine letters in football, wrestling and track . . . won city long jump championship . . . has a personal best of 23'3" . . . has 12 brothers and sisters . . . one of four siblings who have played at Hawaii . . . active supporter of Riley Children's Hospital in Indianapolis . . . Kafentzis and his wife, Lisa, reside in Indianapolis with their son, Landon Koel.

63 MARK KIRCHNER

Tackle 6-3 261
Baylor
2nd Year With Colts, 3rd in NFL
Free Agent—1984
Born: October 19, 1959



GAMES STARTED/PLAYED: (1983, 0/8); (1984, 1/12) Total 1/20
Total with Colts 1/12

PRO: Joined the Colts on September 12, 1984 as a free agent . . . was released by the Kansas City Chiefs in 1984 . . . was a 1983 seventh-round pick by the Pittsburgh Steelers.

1984: Saw action in 12 games for the Colts, one as a starter . . . joined the team for the third game of the season . . . did not play in the third or fifth games, but saw action every other week of season . . . made first professional start 11/25 at L.A. Raiders.

CAREER NOTES: Played three games with Pittsburgh in 1983 and five games with Kansas City during the same season.

COLLEGE: Attended Baylor University, where he was a three-year starter and four-year letterman . . . was an offensive captain as a senior . . . capable pulling guard who played in the Blue-Gray Game, but was projected by pro scouts as a tackle . . . first earned starting status as a freshman . . . majority of playing time came



at right guard . . . All-Southwest Conference Second-Team in his final two seasons . . . holds degree in accounting.

PERSONAL: Full name is Mark Steven Kirchner . . . born in Pasadena, Texas . . . attended Deer Park (Texas) High School . . . played on offensive and defensive lines . . . Kirchner and his wife, Lynn, reside in Houston.

55 BARRY KRAUSS

Linebacker 6-3 247
Alabama
7th Year With Colts
Draft—1, 1979
Born: March 17, 1957



GAMES STARTED/PLAYED: (1979, 6/15); (1980, 9/16); (1981, 13/16); (1982, 8/9); (1983, 16/16); (1984, 16/16) Total 68/88

PRO: Entering his seventh season with the Colts . . . was the Colts' first pick in the 1979 draft . . . was the sixth player selected overall.

1984: Saw action as a starter in all 16 games for the Colts . . . was the second consecutive season he has started every game, giving him 37 consecutive starts and a team-high 88 consecutive games played streak . . . 37 straight starts ranks him third on the team in that category . . . has appeared in more games than any other active Colt . . . was the Colts' leading tackler with 175, 130 unassisted, a 90 percent increase in tackles over his 1983 total . . . also recorded three interceptions (20 yards), two loss-tackles, two fumble recoveries, one sack (eight yards) and a pass defensed . . . totaled double digits in tackles in eleven games . . . top game came 11/25 at L.A. Raiders with 18 tackles, (13 solo-5 assisted) . . . had 15 tackles (10-5) at New England 12/16 . . . 14 stops (7-7) vs. Buffalo 9/30 . . . 13 tackles (6-7 and 11-2) vs. San Diego 11/4 and at New York Jets 11/11 . . . 12 tackles (9-3) vs. New England 11/18 . . . eleven tackles (11-0, 8-3 and 9-2) vs. Washington 10/7, at Philadelphia 10/14 and vs. Miami 12/9 . . . 10 tackles (9-1 and 10-0) vs. Jets 9/2 and vs. Pittsburgh 10/21 . . . had consecutive games (Washington-Philadelphia-Pittsburgh, 10/7-21) where he recorded at least 10 tackles, and consecutive games (Jets-New England-Raiders, 11/11-25) where he totaled at least 12 tackles . . . low game came at Houston 9/9 with three solo stops . . . also totaled four tackles on punt coverage team . . . selected All-AFC East by Pro Magazine . . . selected Colts' MVP by Thundering Herd, a Colts fan club in Indianapolis.

CAREER NOTES: Started all 16 games during the 1983 season . . . tied for third on the club with 92 tackles, 61 unassisted . . . was tied with Vernon Maxwell for most tackles by Colts linebackers . . . had five or more tackles in eleven games . . . played in nine games in 1982, eight as a starter . . . did not start at Buffalo 11/28 . . . ranked second on team, first among the linebackers, with 70 tackles, 47 unassisted . . . credited with six or more tackles in six games, plus two quarterback sacks (28 yards) . . . scored only career touchdown on five-yard pass reception after a mishandled field goal placement at Miami 9/19 . . . played in all 16 games in 1981, 13 as a starter . . . started five games at LLB and eight games at RLB . . . ranked fifth on the team with 94 tackles, 79 unassisted . . . had one interception and two fumble recoveries . . . played in 16 games in 1980, nine as a starter . . . recorded 69 tackles, 52 unassisted . . . played in 15 games, six as a starter, in 1979 . . . totaled 69 tackles, 52 unassisted.



KRAUSS/MAXWELL

COLLEGE: Played for Paul (Bear) Bryant at Alabama . . . earned All-America First-Team honors from the Sporting News, Second-Team honors from AP, UPI and College and Pro Football Weekly . . . selected All-SEC First-Team by AP and UPI, with UPI naming him SEC Defensive Player of the Year . . . MVP of the 1979 Sugar Bowl, a 14-7 Alabama win over Penn State for the national title . . . made a fourth-down goal line stop of Matt Suhey in the fourth quarter to preserve the championship . . . named to the SEC Team of the 1970's . . . MVP of the 1976 Liberty Bowl against UCLA as a freshman . . . had 246 tackles, 135 unassisted, for his career . . . education major.

PERSONAL: Full name is Richard Barry Krauss . . . born in Pompano Beach, Fla. . . attended Pompano Beach High School . . . earned All-America honors as a fullback and linebacker as a senior . . . captained the football team his final season and was named Player of the Year in his conference and area . . . also lettered in baseball and track . . . active in Special Olympics, March of Dimes, Big Brothers and Big Sisters, Riley Children's Hospital, Junior/Senior Olympics and is Colts' "Crunchman of the Year," which benefits Riley . . . was Colts' 1983 NFL Man of the Year . . . Krauss and his wife, Amy, reside with their daughter, Ashley, in Indianapolis.



Barry Krauss is the most durable Colt with 88 consecutive games played

56 VERNON MAXWELL

Linebacker 6-2 225
Arizona State
3rd Year With Colts
Draft—2, 1983
Born: October 25, 1961



GAMES STARTED/PLAYED: (1983, 16/16); (1984, 15/16)
Total 31/32

PRO: Entering his third season with the Colts . . . selected in the second round of the 1983 draft . . . was the 29th player selected overall.

1984: Saw action in all 16 games, 15 as a starter . . . missed start 10/7 vs. Washington, snapping a streak of 21 consecutive starts . . . has played in all 32 games since joining the team . . . ranked tenth on the team with 53 tackles, 39 unassisted . . . ranked second on the team in sacks with eight and one-half for 57 yards . . . also totaled nine and one-half quarterback pressures, four loss-tackles, two fumbles forced, one fumble recovered and one pass defended . . . recorded sack participations in nine different games, with a high of two sacks (17 yards) vs. Buffalo 9/30 . . . 6.7-yard sack average ranked third on team (min. 5 sacks) . . . has 7.5-yard sack average for his 19.5 career sacks . . . top tackles game came 10/28 at Dallas with eleven, eight unassisted . . . had at least six tackles in five games.

CAREER NOTES: Started all 16 games for the Colts in 1983 . . .



solid debut earned him NFL's Defensive Rookie of the Year Award by AP . . . tied for third on the club with 92 tackles, with a team-leading 68 unassisted . . . had 14 tackles, eleven unassisted, vs. New England 9/4 . . . led the Colts in sacks with eleven for 90 yards . . . recorded six sacks in first three games . . . rookie season opener at New England included 14 tackles, two sacks (15 yards), two fumbles forced and one fumble recovered . . . followed that performance with a three-sack (32 yards) game 9/11 vs. Denver . . . explosive tackler with agility for open field tackles and size for working inside . . . forced six fumbles during the season . . . ranked second on the club with 17 quarterback pressures . . . also totaled six passes defensed (tops among the linebackers, second on the team), two fumbles recovered and two loss-tackles . . . performed on the punt return team.

HONORS: Associated Press NFL Defensive Rookie of the Year . . . UPI NFL All-Rookie Team . . . Football Digest NFL All-Rookie Team . . . Pro Football Writers NFL Defensive Rookie of the Year . . . Pro Football Writers All-Rookie Team . . . NFLPA AFC Defensive Rookie of the Year . . . CPFN All-Pro Second-Team.

COLLEGE: Became known as "the straw that stirs the drink" for the Arizona State defense . . . recorded 337 tackles, 178 unassisted, during his four-year career . . . three-time All-PAC-10 selection . . . one of four finalists for 1982 Lombardi Trophy . . . Sun Devils' Defensive MVP as senior after leading club in fumbles forced (five), sacks (12) and loss-tackles (seven) . . . recorded 99 tackles, 59 solos, as a senior . . . named All-America First-Team by NEA, Football Coaches, Football Writers, Walter Camp and Sporting News . . . played in the 1983 Hula Bowl . . . finished with 91 tackles as a junior and was second on the team with nine sacks . . . earned All-America Second-Team honors (CPFN) and All-America Honorable Mention by AP . . . ranked third with 114 tackles and forced a school-record 10 fumbles as a sophomore . . . had career-high 21 tackles vs. Houston in the season opener . . . named ABC-TV/Chevrolet Player of the Game for outstanding play in 44-7 defeat of Arizona (eight tackles, one forced fumble, one recovered fumble, one interception and a blocked and recovered punt for a score) . . . business major.

PERSONAL: Full name is Vernon Leroy Maxwell . . . born in Birmingham, Ala. . . attended Verbum Dei High School in Los Angeles . . . defensive All-America in football . . . set 100- and 200-yard dash marks in 1-A competition . . . single . . . resides in Carson, Calif.

32 RANDY MCMILLAN

Running Back 6-1 222
Pittsburgh
5th Year With Colts
Draft—1A, 1981
Born: December 17, 1958



GAMES STARTED/PLAYED: (1981, 16/16); (1982, 9/9); (1983, 16/16); (1984, 16/16) Total 57/57

PRO: Entering his fifth season with the Colts . . . was the Colts' first selection in the first round of the 1981 draft . . . was the 12th player selected overall.

1984: Saw action as a starter in all 16 games for the Colts . . . was the fourth consecutive year he has started every game, giving him a 57-game starting streak (tied with center Ray Donaldson



MCMILLAN

for high on the team) . . . ranks third on the team with 57 consecutive games played . . . led the team in rushing attempts (163), yardage (705) and average (4.3, min. 30 att.) . . . five rushing scores led the team and tied his personal high for touchdowns in a season . . . best game came 9/30 vs. Buffalo (16-114-7.1, 2 TDs) . . . ranked third on the team in scoring with 30 points . . . averaged more than four yards per carry and had at least eleven rushing attempts in nine games . . . 4.3-yard avg. marked career high . . . accounted for 35 percent of the team's rushing total . . . passed Tony Lorick (1,769), John Unitas (1,777) and Joe Washington (2,342) to rank as the team's eighth alltime leading rusher with 2,409 yards (611 att., 3.9 avg.) . . . needs 259 yards to move past Don McCauley (2,627) and Jerry Hill (2,668) into sixth-place in Colts' career rushing . . . combined with Curtis Dickey to form the only current NFL rushing tandem which boasts backs who have each rushed for 2,400 yards and caught 100 passes while operating out of the same backfield . . . ranked fourth on the squad in receptions (19) and receiving yardage (201) . . . 10.6-yard receiving average led Colts' running backs, and marked first time in career his reception average was in double figures . . . caught passes in 13 games, including a nine-game receiving streak 9/30 to 11/25 . . . had season-long reception of 44 yards 10/28 at Dallas . . . 906 yards total offense represented 20 percent of the team's offensive output . . . was the second time in four-year career he has led the team in rushing and the Colts' backs in receptions . . . needs 16 rushing attempts to move past Joe Washington into eighth place in Colts career rushing attempts standings . . . needs 89 rushes to become the eighth Colts back to have 700 career attempts . . . selected Colts' offensive player of the year by Thundering Herd, a Colts fan club in Indianapolis.

CAREER NOTES: Started all 16 games during 1983 . . . rushed for a career-high 802 yards on 198 carries (4.1 avg.) . . . ranked second on team in rushing, 10th in AFC . . . paired with Curtis Dickey to form AFC's top rushing team, second in the NFL . . . best game came 10/30 at Philadelphia (19-109-5.7, 1 TD) . . . score at Eagles came on a 39-yard run . . . gained 50 or more yards in seven contests and scored a team-high five rushing touchdowns . . . caught 24 passes for 195 yards (8.1 avg.), but missed 1,000-yard total offense mark with his 997 total yards from scrimmage . . . started all nine games in 1982 . . . led club with 305 yards on 101 rushes, 16th among AFC rushers . . . caught 15 passes for 90 yards (6.0 avg.) . . . started all 16 games as a rookie in 1981 . . . was second on the club with 149 carries for 597 yards (4.0 avg.), 17th among conference rushers . . . pro debut totals were 16 rushes for 146 yards, 2 TDs at New England (9/6) . . . was top performance by a Colts runner all season and was the ninth-best effort in Colts history . . . was second-best rookie debut (Alan Ameche, 194 yards vs. Chicago 9/25/55) . . . led the team and set the Colts' rookie record with 50 receptions for 466 yards (9.3 avg.) . . . had season-high eleven catches vs. New York Jets 11/8 . . . totaled 1,063 yards from scrimmage as a rookie.

RECORDS: Established Colts rookie record in 1981 with 50 pass receptions . . . 1,063 yards total offense (597 rushing, 466 receiving) was second-highest ever by a Colts rookie (Ameche, 1,102 yards, 1955) . . . 146-yard rushing debut was second-best in team history behind Ameche's 194 yards vs. Chicago 9/25/55 . . . needs 259 rushing yards to move into sixth-place in Colts career rushing, ahead of Don McCauley (2,627) and Jerry Hill (2,668) . . . needs 16 rushing attempts to move past Joe Washington into eighth place in career rushing attempts . . . needs 89 attempts to become the eighth Colts back to have 700 career attempts.

COLLEGE: Played two seasons at Pittsburgh after spending two years at Harford (Md.) Community College . . . leading rusher in both seasons at Pitt. . . gained 1,494 yards on 331 carries and scored 19 TDs . . . had 33 career receptions for 399 yards . . . earned All-America Honorable Mention honors from AP as a senior . . . rushed for career-best 141 yards in Panthers debut as a junior vs. Kansas . . . accounted for 207 yards total offense (114

MCMILLAN/MIDDLETON



rushing, 93 receiving) and three TDs vs. Penn State in 1979 . . . scored two TDs in 1981 Gator Bowl . . . was Junior College All-America at Harford CC . . . rushed for 1,589 yards and 20 TDs over two seasons . . . led club to 20-0 record . . . college win-loss record was 42-2 . . . physical education major.

PERSONAL: Full name is Lewis Lorando McMillan . . . born in Havre de Grace, Md. . . . attended North Harford High School in Jarrettsville, Md. . . . earned All-State honors in football . . . lettered in football, basketball and track . . . has worked with the March of Dimes and served as Colts' 1982 United Way spokesman . . . enjoys hunting, reading and travel . . . single . . . resides in Timonium, Md.

CAREER STATISTICS

Year	RUSHING						RECEIVING				
	G	No.	Yds.	Avg.	LG	TD	No.	Yds.	Avg.	LG	TD
1981	16	149	597	4.0	42	3	50	466	9.3	31	1
1982	9	101	305	3.0	13	1	15	90	6.0	17	0
1983	16	198	802	4.1	39t	5	24	195	8.1	25	1
1984	16	163	705	4.3	31	5	19	201	10.6	44	0
TOTAL	57	611	2409	3.9	42	14	108	952	8.8	44	2

CAREER BEST

RUSHING

Carries: 21 vs. Chicago 9/25/83
Yards: 146 at New England 9/6/81
Longest: 42 at New England 9/6/81
TDs: 2 at New England 9/6/81
 at Cincinnati 10/2/83
 vs. Buffalo 9/30/84

RECEIVING

Receptions: 11 vs. N.Y. Jets 11/8/81
Yards: 78 at Miami 11/1/81
Longest: 44 at Dallas 10/28/84
TDs: 1 vs. N.Y. Jets 11/8/81
 at Cleveland 11/27/83

100 YARD RUSHING GAMES

146 at New England 9/6/81 (16-146-9.1-42-2)
 109 at Philadelphia 10/30/83 (19-109-5.7-39t-1)
 114 vs. Buffalo 9/30/84 (16-114-7.1-31-2)

43 FRANK MIDDLETON

Running Back 5-11 201
 Florida A&M
 2nd Year With Colts
 Free Agent—1984
 Born: October 28, 1960



GAMES STARTED/PLAYED: (1984, 5/16) Total 5/16

PRO: Entering his second year with the Colts . . . joined the Colts as a free agent during training camp in 1984 . . . signed with Seattle during 1983 training camp . . . released before the first 1983 preseason game.

1984: Saw action in all 16 games for the Colts, five as a starter . . . ranked third on the team in rushing attempts (92) and rushing yardage (275) . . . carried the ball in 10 games . . . had more than 13 carries in three games . . . was 13-62-4.8 vs. Pittsburgh 10/21 . . . was 16-74-4.8 at New England 12/16 . . . recorded the team's season high for rushing attempts in a game with 31 car-



MIDDLETON/MILLS

ries for 73 yards (2.4 avg.) 11/11 at New York Jets . . . Colts were 2-1 in games where he carried the ball more than 10 times . . . ranked fifth on the team with 15 receptions (112 yards, 7.5 avg.) . . . only rushing score came 9/2 vs. Jets (three-yard run) . . . caught a 14-yard TD pass from Art Schlichter 12/2 at Buffalo . . . was only Colts player to score by both rush and pass during the season . . . also returned one kickoff for eleven yards.

COLLEGE: Four-year player at Florida A&M . . . rushed for 803 yards on 137 carries (5.9 avg.) and 13 touchdowns as a senior . . . totaled 1,925 yards on 363 attempts (5.3 avg.) for his career . . . physical education major.

PERSONAL: Full name is Franklin Middleton, Jr. . . . born in Savannah, Ga. . . . attended Sol C. Johnson High School in Savannah . . . played tailback . . . single . . . resides in Atlanta, Ga.

CAREER STATISTICS

Year	RUSHING						RECEIVING				
	G	No.	Yds.	Avg.	LG	TD	No.	Yds.	Avg.	LG	TD
1984	16	92	275	3.0	20	1	15	112	7.5	16	1

76 JIM MILLS

Tackle 6-9 281
Hawaii
3rd Year With Colts
Draft—9A, 1983
Born: September 31, 1961



GAMES STARTED/PLAYED: (1983, 7/7); (1984, 13/14) Total 20/21

PRO: Entering his third year with the Colts . . . was the Colts' first pick in the ninth round of the 1983 draft . . . was the 225th player selected overall.

1984: Saw action in 14 games, 13 as a starter . . . missed action 9/9 at Houston and 9/30 vs. Buffalo . . . played but did not start in 9/2 opener vs. New York Jets . . . slowed by knee problem during early part of the season . . . was one of four offensive linemen on the squad who started at least 13 games.

CAREER NOTES: Played and started in seven games during the 1983 season . . . was placed on injured reserve after game vs. Miami 10/23 . . . spent the remainder of the season on injured reserve . . . missed game 10/16 vs. Buffalo due to knee injury . . . showed solid line talent during his seven starts . . . made the UPI All-Rookie Team.

HONORS: UPI 1983 All-Rookie Team.


COLLEGE: Starter for two and one-half seasons at offensive tackle for Hawaii . . . earned All-WAC Second-Team honors as a senior . . . described as a solid run blocker with raw ability as a pass blocker . . . played tight end and defensive tackle as a freshman while participating in every game . . . caught three passes and credited with four tackles . . . played with Colts' Mark Kafentzis at Hawaii.

PERSONAL: Full name is James Anthony Mills . . . born in Vancouver, British Columbia, Canada . . . attended Richmond High School in Canada . . . was the club's top receiver and tackler . . . enjoys racquetball . . . single . . . resides in Indianapolis during the offseason.



23 ALVIN MOORE

Running Back 5-11 190
 Arizona State
 3rd Year With Colts
 Draft—7, 1983
 Born: May 3, 1959



GAMES STARTED/PLAYED: (1983, 0/15); (1984, 2/13) Total 2/28

PRO: Entering his third season with the Colts . . . was the Colts' seventh selection in the 1983 draft . . . was the 141st selection overall.

1984: Saw action in 13 games for the Colts, two as a starter . . . started games 10/14 at Philadelphia and 12/2 at Buffalo . . . ranked sixth on the team with 127 rushing yards and fourth on the squad with 38 attempts (3.3 avg.) . . . top game came vs. Washington 10/7 (9-31-3.4, 1 TD) . . . also tallied an eight-yard fourth-quarter scoring run 10/21 vs. Pittsburgh in a Colts come-from-behind win . . . caught nine passes for 52 yards (5.8 avg.) . . . had three catches for 22 yards, including a season-long 12-yarder, 11/18 vs. New England . . . returned two kickoffs for 19 yards.

CAREER NOTES: Played in 15 games for the Colts in 1983, none as a starter . . . missed season opener 9/4 at New England . . . ranked fourth on the club with 57 carries for 205 yards (3.6 avg.) . . . had career-high 13 rushes for 37 yards at Philadelphia 10/30 . . . caught six passes for 38 yards (6.3 avg.) . . . returned two kickoffs for 40 yards.

COLLEGE: Five-year man at Arizona State . . . sat out the 1980 season . . . rushed for 1,462 yards on 334 carries (4.4 avg.) and scored eight touchdowns as a Sun Devil . . . caught 36 passes for 337 yards . . . rushed for 412 yards and caught 15 passes for 176 yards as a senior . . . caught a career-long 70-yard pass as a senior for a TD . . . gained a collegiate high 448 yards (94 carries, 4.8 avg.) as a freshman . . . threw a 54-yard TD pass vs. Arizona as a freshman in 1978 . . . broadcasting major.

PERSONAL: Full name is Alvin Moore . . . born in Randolph, Ariz. . . attended Coolidge High School . . . lettered in football, track and basketball . . . set single-season school records with 2,200 yards rushing and 36 TDs as a senior . . . earned All-America and Player-of-the-Year honors . . . had school record 9.7 clocking in the 100-yard dash . . . related to NFLers Leroy and Dewey Selmon . . . resides in Tempe, Ariz.

CAREER STATISTICS

Year	RUSHING						RECEIVING				
	G	No.	Yds.	Avg.	LG	TD	No.	Yds.	Avg.	LG	TD
1983	15	57	205	3.6	13	1	6	38	6.3	16	0
1984	13	38	127	3.3	18	2	9	52	5.8	12	0
TOTAL	28	95	332	3.5	18	3	15	90	6.0	16	0



93 CLIFF ODOM

Linebacker 6-2 235
Texas-Arlington
4th Year With Colts, 5th in NFL
Waivers—L.A. Raiders, 1982
Born: August 15, 1958



GAMES STARTED/PLAYED: (1980, 0/8); (1981, DNP); (1982, 2/8); (1983, 5/15); (1984, 16/16) Total 23/47 Total with Colts 23/39

PRO: Entering his fourth season with the Colts . . . joined the Colts on August 11, 1982, after being waived by the Raiders . . . placed on procedural recall waivers by the Colts on September 6, 1982 and was reclaimed one day later after clearing waivers . . . originally selected on the third round of the 1980 draft by Cleveland . . . played the 1980 season with the Browns before being released during the 1981 training camp . . . signed as a free agent by the Raiders in March of 1982 and was released during the 1982 training camp.

1984: Saw action in all 16 games for the Colts, all as a starter . . . joined LB Barry Krauss and FS Nesby Glasgow as the team's only defensive players who started all the games . . . ranked second on the team in tackles with 152, 110 unassisted, almost 100 more tackles than he had in 1983 . . . had five loss-tackles, four sacks (37 yards), three quarterback pressures and a pass defended . . . four sacks ranked him third among Colt linebackers . . . top sack game came 12/16 at New England with two (20 yards) . . . had at least six tackles in 15 games (9/9 at Houston was only game with fewer) . . . reached double figures in tackles during six games . . . top game came 9/30 vs. Buffalo with 16 tackles (11 solo, five assisted) . . . had 15 tackles (12-3) at Dallas 10/28 . . . 14 tackles (11-3, twice) at Jets 11/11 and at Buffalo 12/2 . . . 13 tackles (9-4) 11/25 at L.A. Raiders and 10 tackles (8-2) at Philadelphia 10/14 . . . had 57 percent more tackles during 1984 alone than he had in his previous career totals heading into the season.

CAREER NOTES: Played in 15 games in 1983, five as a starter . . . started last four games at inside linebacker . . . amassed 67 tackles, 52 unassisted, with an additional 19 tackles on special teams . . . played in eight contests, two as a starter, in 1982 . . . started at inside linebacker at Miami 9/19 but moved to right outside linebacker for 11/21 start at New York Jets . . . recorded 30 tackles, 21 unassisted . . . finished season as backup to Greg Bracelin at ROLB . . . did not play professional football in 1981 . . . spent first eight games of the 1980 season on the Cleveland Browns' active roster before sustaining a knee injury and going on injured reserve for the remainder of his rookie season.

HONORS: Recipient of Ed Block Courage Award in 1984.

COLLEGE: Lettered four years at Texas-Arlington . . . named to the All-Southland Conference Second-Team and selected Conference Defensive Player of the Year as a senior . . . team captain during final season . . . team's leading tackler as a junior . . . led club in tackles as a senior until sidelined by a chipped thigh bone . . . management major.

PERSONAL: Full name is Clifton Louis Odom . . . born in Beaumont, Texas . . . attended French High School in Beaumont . . . earned All-District honors as a linebacker and led team to district championship as a senior . . . hobbies include fishing, hunting and basketball . . . working towards degree during offseason . . . he and wife, Cynthia, reside in Arlington, Texas.



60 GARY PADJEN

Linebacker 6-2 241
 Arizona State
 4th Year With Colts
 Free Agent—1982
 Born: July 2, 1958



GAMES STARTED/PLAYED: (1982, 3/8); (1983, 0/16); (1984, 0/16) Total 3/40

PRO: Entering his fourth season with the Colts . . . joined the Colts as a free agent on March 15, 1982 . . . originally selected on the eleventh round of the 1980 draft by Dallas . . . released by the Cowboys during 1980 training camp . . . signed as a free agent by the Redskins in April of 1981 . . . released during the 1981 training camp.

1984: Saw action in 16 games for the Colts, none as a starter . . . listed as a backup at left and right inside linebacker positions . . . excellent special teamer for the Colts . . . played on the kickoff and punt coverage teams, ranking second on the squad with 27 special teams tackles . . . had 10 tackles, four unassisted, on kickoff coverages, and 17 tackles, eight unassisted, on punt coverages.

CAREER NOTES: Played in all 16 games for the Colts in 1983 . . . top special team tackler with 30 stops, 22 unassisted . . . recorded 14 solos and six assists on kickoff team . . . had four unassisted tackles at Philadelphia 10/30 . . . recorded at least one tackle in 14 of 16 contests on special teams . . . captured bench and leg press title during the 1984 training camp . . . captained special teams and received game balls three times for outstanding effort . . . played in eight of nine contests mainly as a reserve inside linebacker and on special teams in 1982 . . . missed game 9/19 at Miami . . . started games 9/12 vs. New England, 11/21 at New York Jets and 11/28 at Cleveland . . . had 19 tackles, 12 unassisted, for the season.

COLLEGE: Lettered four years at Arizona State . . . started at middle linebacker during last three seasons . . . top tackler on the team as a senior with 123 stops to earn All-PAC-10 honors . . . team captain for final three seasons . . . converted to linebacker after playing middle guard during freshman season . . . played in 1977 Fiesta Bowl and 1978 Garden State Bowl . . . holds degree in business.

PERSONAL: Full name is Gary Anthony Paden . . . born in Salt Lake City, Utah . . . attended Kearns High School in Utah . . . earned All-America honors in football . . . state shot put champion . . . state wrestler runnerup . . . involved in Indianapolis community events including Special Olympics, Indiana Leukemia Council and Brian Piccolo Cancer Research Center . . . enjoys snow and water skiing, karate and flying . . . single . . . resides in Indianapolis.



18 MIKE PAGEL

Quarterback 6-2 200
Arizona State
4th Year With Colts
Draft—4, 1982
Born: September 13, 1960



GAMES STARTED/PLAYED: (1982, 9/9); (1983, 15/15); (1984, 9/11) Total 33/35

PRO: Entering his fourth season with the Colts . . . originally selected on the fourth round of the 1982 draft . . . was the first player selected on the fourth round, the 84th player taken overall.

1984: Saw action in eleven games for the Colts, nine as a starter . . . started first seven games of season, plus games 10/28 at Dallas and 11/11 at New York Jets . . . completed 114 of 212 passes (53.8%) for 1,426 yards and eight touchdowns and a 71.8 rating . . . threw eight interceptions and was sacked 28 times for 201 yards . . . one of most memorable performances came during the second half of the game 10/21 vs. Pittsburgh . . . completed 13 of 17 passes for 178 yards, including a season-long 54-yard scoring toss to Ray Butler to cap a 17-point fourth quarter in a 17-16 Colts win . . . was 15-20-215 yards, 3 TDs at Houston 9/9 in a 35-21 Colts win . . . performance at Houston earned him AFC Offensive Player of the Week honors, and it represented his season highs for single-game passing yardage, and most touchdowns passing in a game . . . was 17-26-199 yards 9/2 vs. New York Jets . . . was the starter in all Colts victories, except Pittsburgh, where he came off the bench to lead a late rally . . . completed more than 50 percent of his passes in five games . . . ranked fourth on the team, fifth among AFC quarterbacks, with 149 rushing yards (26 att., 5.7 avg.) . . . had one-yard touchdown rush 9/9 at Houston for his only score of the season . . . ranks as the fourth-leading passer in Colts history with 5,060 yards . . . needs 607 yards to move past Earl Morrall for third place . . . ranks third in Colts career passing attempts (761), seventh in career completions (383) and fourth in career touchdown passes (25) . . . has 6.8-yard career rushing average for his 99 attempts.

CAREER NOTES: Played and started in 15 games in 1983 . . . missed game 11/20 at Miami . . . had best season of career as a second-year starter . . . completed 163 of 328 passes (49.7%) for 2,353 yards . . . threw for 12 TDs and had 17 interceptions . . . ranked 13th in the AFC with a 64.0 rating . . . threw for a career-high 292 yards in 9/4 opener at New England (17 of 31, 2 TDs) . . . threw at least one TD pass in eleven contests . . . most completions (19) came 9/25 vs. Chicago . . . longest TD pass was career-long 72-yard connection with Curtis Dickey 9/18 at Buffalo . . . finished third on team, second among AFC quarterbacks, with 441 rushing yards (54 att.) . . . ranked 27th among AFC rushers . . . had career-long 33-yard run vs. Chicago . . . gained at least 30 yards rushing in six games, at least 50 yards in three contests . . . was sacked 40 times for 278 yards . . . started all nine games in 1982 . . . completed 111 of 221 passes for 1,281 yards, five TDs and seven interceptions . . . finished 11th among AFC passers with 62.4 rating . . . 3.2 interception percentage was third-best in the AFC and tied for fifth-lowest in the NFL . . . was 17-34-230 yards for top yardage effort 11/21 at New York Jets . . . was 23-29-211 yards vs. Green Bay 12/19 . . . 53-yard scoring toss to Ray Butler at Miami 9/19 was his first TD pass . . . rushed 19 times for 82 yards.

COLLEGE: Lettered four years at Arizona State, started final two years . . . set seven ASU records including career marks for at-



tempts (786) and completions (405) . . . set single-season standards in 1980 for attempts (334), completions (184), percentage (55.1) and fewest interceptions (nine) . . . first passer in ASU history to pass for more than 2,000 yards in consecutive seasons (1980-81) . . . threw a record 137 passes without an interception as a junior . . . had best game ever by a PAC-10 quarterback when he threw for 466 yards and seven TDs in a 62-36 defeat of Stanford in 1981 . . . Sun Devils' MVP as a senior when he threw for 2,484 yards and school record 29 TDs . . . earned All-America Honorable Mention honors from AP, Sporting News and Football News . . . played in 1978 Garden State Bowl and 1982 East-West Shrine Classic and Olympia Gold Bowl . . . was reserve outfielder on ASU baseball team from 1980-82 . . . 1981 baseball team won the national championship.

PERSONAL: Full name is Michael Jonathan Pagel . . . born in Douglas, Ariz. . . . attended Washington High School in Phoenix, Ariz. . . . lettered in football, baseball and basketball as a quarterback, shortstop and guard, respectively . . . named Arizona Player of the Year as a senior while quarterbacking football team to the state finals . . . studying geography and secondary education at ASU during offseason . . . Pagel and his wife, Sheri, reside in Chandler, Ariz.

CAREER STATISTICS

Year	G	PASSING						RUSHING				
		Att-Comp	Yds.	Pct.	Int.	LG	TD	No.	Yds.	Avg.	LG	TD
1982	9	221-111	1281	50.2	7	53t	5	19	82	4.3	32	1
1983	15	328-163	2353	49.7	17	72t	12	54	441	8.2	33	0
1984	11	212-114	1426	53.8	8	54t	8	26	149	5.7	23	1
TOTAL	35	761-388	5060	51.0	32	72t	25	99	672	6.8	33	2

CAREER BEST

PASSING

Attempts: 39 vs. Green Bay 12/19/82
 Completions: 23 vs. Green Bay 12/19/82
 Yards: 292 at New England 9/4/83
 Longest: 72t at Buffalo 9/18/83
 TDs: 3 at Houston 9/9/84

RUSHING

Carries: 7 at Denver 12/11/83
 at Houston 9/9/84
 Yards: 67 vs. Buffalo 10/16/83
 Longest: 33 vs. Chicago 9/25/83

78 STEVE PARKER

Defensive End 6-3 .262
 Eastern Illinois
 3rd Year With Colts
 Free Agent—1983
 Born: September 21, 1959



GAMES STARTED/PLAYED: (1983, 15/16); (1984, 1/9) Total 16/25

PRO: Entering his third season with the Colts . . . signed as a free agent on May 31, 1983 . . . played with the Hamilton Tiger Cats of the CFL.

1984: Saw action in nine games for the Colts, one as a starter . . . made only start 9/30 vs. Buffalo . . . missed first game of



PARKER/PORTER

the season with an injury . . . hurt knee in late season practice and did not play in final four games . . . spent last three weeks of season on injured reserve . . . totaled five tackles and one sack (six yards).

CAREER NOTES: Played in all 16 games for the Colts, starting the last 15 in 1983 . . . ranked sixth on the club with 84 tackles, 39 unassisted . . . had 12-tackle game, eight unassisted, at Buffalo 9/18 . . . also had 10 tackles, five unassisted, vs. Denver 9/11 . . . credited with 12 quarterback pressures, five and one-half loss-tackles (17 yards) and one sack (nine yards) . . . led the club with three fumble recoveries, including two at Philadelphia 10/30 . . . caused and recovered a fumble vs. Denver . . . played for Hamilton of the CFL 1981-82.

COLLEGE: Lettered for two seasons at Eastern Illinois (1978, 1980) . . . transferred from Triton College in River Grove, Ill. . . . played on NCAA Division II championship team in 1978 . . . recorded 38 tackles, one quarterback sack and a fumble recovery . . . earned All-Conference Second-Team honors as an offensive guard in 1980, after a year of ineligibility . . . awarded ABC-TV/Chevrolet Player of the Game honor in semi-final victory over Northern Alabama in 1980 as an offensive guard . . . studied psychology and international marketing.

PERSONAL: Full name is Steven Royce Parker . . . born in Evanston, Ill. . . . attended Evanston Township High School, where he lettered in football . . . single . . . resides in Indianapolis.

87 TRACY PORTER

Wide Receiver 6-2 195
Louisiana State
3rd Year With Colts, 5th in NFL
Trade—Detroit, 1983
Born: June 1, 1959



GAMES STARTED/PLAYED: (1981, 0/12); (1982, 0/8); (1983, 7/16); (1984, 12/16) Total¹19/52 Total with Colts 19/32

PRO: Entering his third season with the Colts, his fifth in the NFL . . . joined the Colts on August 29, 1983 in trade with Detroit for the Colts' tenth round pick in the 1984 draft (Lions chose DB William Frizzell) . . . originally drafted on the fourth round by Detroit in 1981.

1984: Saw action in all 16 games for the Colts, 12 as a starter . . . did not start final three games of season or 10/28 at Dallas . . . ranked second on the club with 39 receptions for 590 yards (15.1 avg.) and two touchdowns . . . caught passes in 14 games . . . turned in Colts' only 100-yard receiving game of the season with four catches for 120 yards (30.0 avg.), including a career-long 63-yard scoring reception from Curtis Dickey 9/16 vs. St. Louis . . . had top receptions game 9/2 at Houston (6-91-15.2, 1 TD) . . . caught 14 passes in the first three games of the season, and snagged four or more passes in six games . . . 10/28 at Dallas and 12/16 at New England where the only games which he did not catch a pass . . . reception average was in double figures in 12 games, and was higher than 15.0 in six games, higher than 20.0 in three games . . . had receptions of at least 20 yards in nine games . . . caught four passes vs. New York Jets 9/2 (51 yards, 12.8), vs. Buffalo 9/30 (47 yards, 11.8), vs. New England 11/18 (63 yards, 15.8) and 11/25 at L.A. Raiders (43 yards, 10.8).

CAREER NOTES: Played in all 16 games for the Colts in 1983, starting the final seven . . . ranked second on the club with 28



receptions for 384 yards (13.7 avg.) . . . caught four passes for 71 yards at Cleveland 9/25 for top game . . . also caught four passes vs. Chicago 9/25 for 38 yards . . . caught three passes at New England 9/4 (43 yards, 14.3), vs. Pittsburgh 11/13 (41 yards, 13.6) and 12/11 at Denver (32 yards, 8.0) . . . had season-long 38-yard reception at New York Jets 11/6 . . . played in eight games for Detroit in 1983 . . . earned only starting assignment during his Detroit career in Lions' NFC playoff game at Washington 1/9/82 . . . caught two passes for 31 yards at Washington . . . had nine receptions for 124 yards (13.8 avg.) for the season . . . played in 12 games in 1981 . . . caught three passes for 63 yards (21.0 avg.) and one touchdown . . . had 27-yard TD reception vs. Minnesota 12/9/81.

COLLEGE: Attended LSU, where he was converted from a halfback to a receiver after his sophomore season . . . had 38 receptions for 674 yards (17.7 avg.) and four touchdowns . . . averaged 22.7-yards per catch as a senior . . . excellent punt returner . . . had a career-long 52-yard return vs. Mississippi in 1979 to set up a score in a come-from-behind LSU win . . . rated by pro scouts as one of the top 28 players in the country as a senior . . . played in the Sun Bowl as a freshman, the Liberty Bowl as a sophomore and Tangerine Bowl as a junior . . . captained the Tigers as a senior, when they went 7-4 . . . named to the Southeastern Conference All-Scholastic Team in 1980 and 1981 . . . holds degree in finance.

PERSONAL: Full name is Tracy Randolph Porter . . . born in Baton Rouge, La. . . attended Southern Lab High School in Baton Rouge, where he played football for his father, Carl Porter . . . with 4.4 speed, played quarterback, halfback and wide receiver . . . works in banking business during offseason . . . enjoys hunting, fishing and racquetball . . . Is spokesman for the Cystic Fibrosis Foundation of Indianapolis . . . Porter and his wife, Teri, have a daughter, Jasmine, (4) . . . they reside in Baton Rouge.

CAREER STATISTICS

RECEIVING

Year	G	No.	Yds.	Avg.	LG	TD
1981 Det.	12	3	63	21.0	27t	1
1982 Det.	8	9	124	13.8	23	0
1983	16	28	384	13.7	38	0
1984	16	39	590	15.1	63t	2
TOTAL	52	79	1161	14.7	63t	3

CAREER BEST

Receptions:	6 at Houston 9/9/84
Yards:	120 vs. St. Louis 9/16/84
Longest:	63t vs. St. Louis 9/16/84
TDs:	1 (3 games)

21 GEORGE RADACHOWSKY

Defensive Back 5-11 178
 Boston College
 2nd Year With Colts
 Trade—L.A. Rams, 1984
 Born: September 7, 1962



GAMES STARTED/PLAYED: (1984, 0/16) Total 0/16
PRO: Entering his second season with the Colts . . . joined the



RADACHOWSKY/RANDLE

Colts on a trade with the Los Angeles Rams on August 27, 1984 (Rams used Colts eleventh pick to select QB Doug Flutie) . . . originally was selected on the seventh round of the 1984 draft by the Rams.

1984: Saw action in 16 games for the Colts, none as a starter . . . spent the season as a backup to 16-game starter Nesby Glasgow at free safety . . . credited with 13 tackles, eight unassisted . . . also totaled two loss-tackles and one pass defended . . . valuable special teamer who ranked third on the club in coverage tackles with 16, 14 unassisted . . . had nine tackles, seven solos, on the kickoff unit and seven solos on punt coverage unit . . . also forced one fumble and stopped a fake field goal.

COLLEGE: Four-year player at Boston College . . . played cornerback for the Eagles . . . intercepted 14 passes during his career, and claimed All-East Second-Team honors . . . played in the East-West Shrine Classic and the Japan Bowl after his senior season . . . played centerfield on the Boston College baseball team in 1981.

PERSONAL: Full name is George Joseph Radachowsky, Jr. . . . born in Danbury, Conn. . . . attended Danbury High School . . . possesses 4.6 speed in the 40 . . . single . . . resides in Danbury.

35 TATE RANDLE

Safety 6-0 196
Texas Tech
3rd Year With Colts, 4th in NFL
Free Agent—1983
Born: August 15, 1959



GAMES STARTED/PLAYED: (1982, 0/7); (1983, 6/10); (1984, 7/16) Total 13/33 Total with Colts 13/26

PRO: Entering his third season with the Colts, his fourth in the NFL . . . joined the Colts as a free agent on October 11, 1983 . . . originally selected by Miami on the eighth round of the 1982 draft . . . placed on waivers by Miami and was picked up by Houston on September 9, 1982 . . . released by the Oilers on September 21, 1983.

1984: Saw action in 16 games for the Colts, seven as a starter . . . listed as a backup at both corners . . . tied for second on the team with three interceptions despite not starting in any of the final six games of the season . . . led the team in interception return yardage (66 yards) . . . returned first interception of the season 54 yards 9/16 vs. St. Louis to set up a touchdown . . . was the team's second-longest interception return of the season . . . marked the second straight year he has had the club's longest non-scoring interception return . . . intercepted a pass 10/7 vs. Pittsburgh in the Colts' end zone with Pittsburgh ahead 13-0 (the Colts rallied for a 17-16 win) . . . credited with 39 tackles, 28 unassisted . . . also had six passes defended and seven special teams tackles, two unassisted.

CAREER NOTES: Played in final ten games of the 1983 season, the last five as a starter at right cornerback . . . also started at the right corner at Philadelphia 10/30 . . . credited with 23 tackles, 17 unassisted, and six passes defended . . . best efforts came against his old team, Houston (12/18), with six solos and one assist . . . saw action on punt, punt return and kickoff units . . . had five special team tackles . . . snared one interception and returned it 41 yards, the longest non-scoring return of the season for the Colts.



COLLEGE: Recorded 14 career interceptions at Texas Tech . . . captained the Red Raiders as a senior . . . had 73 tackles, 43 unassisted, and three interceptions his final season . . . earned All-SWC First-Team honors in 1980 and 1981 . . . played in the Blue-Gray Game and the Olympia Bowl . . . holds degree in physical education and health.

PERSONAL: Full name is Ernest Tate Randle . . . born in Fredricksburg, Texas . . . attended Fort Stockton High School in Fort Stockton, Texas . . . All-State selection at quarterback . . . intercepted 25 passes as a defensive back during prep career . . . also lettered in basketball and track . . . enjoys hunting and working with horses . . . works on his ranch during the offseason . . . Tate and his wife, Gail, reside in Odessa, Texas.

10 ART SCHLICHTER

Quarterback 6-3 210
Ohio State
3rd Year With Colts
Draft—1B, 1982
Born: April 25, 1960



GAMES STARTED/PLAYED: (1982, 0/3); (1984, 5/9) Total 5/12

PRO: Entering his third season with the Colts . . . sat out the 1983 season with a league imposed suspension before being reinstated June 22, 1984 . . . was the Colts' second pick in the first round of the 1982 draft . . . was the fourth player taken overall . . . pick was obtained from the Los Angeles Rams, along with a second round choice (punter Rohn Stark), in exchange for quarterback Bert Jones in a deal consummated on April 27, 1982.

1984: Saw action in nine games for the Colts, five as a starter . . . started the final five games of the season . . . completed 62 of 140 passes (44.3%) for 702 yards and three touchdowns . . . suffered seven interceptions and was sacked 23 times (for 170 yards) . . . achieved a 46.2 rating . . . was 16-32-188 yards vs. New England 11/18 . . . completed a 13-yard pass to Bernard Henry for his first professional scoring toss, while also running 13 yards for his first career score . . . matched his yardage high by going 15-28-188 yards and one TD 12/16 at New England . . . connected with Henry on a 19-yard scoring play, and he hit Ray Butler with a 54-yard pass . . . other TD pass was 14-yard toss to Frank Middleton 12/2 at Buffalo . . . saw action 9/23 at Miami, 10/7 vs. Washington, 10/14 at Philadelphia and 11/11 at New York Jets . . . ranked fifth on the club with 19 rushes for 145 yards (7.6 avg.) and one TD . . . 7.6 avg. was highest among Colts rushers . . . had season and career-long rush of 22 yards 11/18 vs. New England . . . also had 21-yard rush 11/11 at New York Jets . . . had 7.4-yard rushing average for his 20 career rushes.

CAREER NOTES: Played in three games for the Colts in 1982 . . . completed 17 of 37 passes for 197 yards . . . top game came 12/26 at San Diego (6-9-65 yards) . . . was 6-18-103 yards vs. New England 9/12 . . . longest completion was a 29-yarder vs. Miami 1/2/83 . . . suffered two interceptions and three sacks (for 35 yards).

COLLEGE: Four-year starter at Ohio State . . . holds virtually every school passing record . . . started all 48 games at quarterback during career . . . Buckeyes compiled a 36-11-1 record and won two Big-10 championships during his career . . . made four bowl appearances . . . threw for school record 7,547 yards with 50



SCHLICHTER/SCOTT

TD passes . . . rushed for 1,303 yards and scored 35 touchdowns . . . total offense figure of 8,850 yards, also a school record . . . named All-America Second-Team by UPI and Football News, All-America Honorable Mention by AP and the Sporting News . . . passed for 2,392 yards as a senior . . . was the Big-10 Player of the Year as a senior . . . selected MVP in the 1982 Olympia Gold Bowl . . . played in the 1982 Hula Bowl . . . threw for 458 yards on 31 of 53 attempts vs. Florida State for top collegiate game . . . bowl appearances include the Gator Bowl (205 yards passing, 2 TDs rushing) as a freshman, the Rose Bowl (297 yards passing) as a sophomore, the Fiesta Bowl (302 yards passing, 3 TDs) as a junior and the Liberty Bowl (159 yards passing, 2 TDs) as a senior . . . also played two years of basketball, lettering as a freshman . . . communications major.

PERSONAL: Full name is Arthur Ernest Schlichter . . . born in Fayette County, Ohio . . . attended Miami Trace (Ohio) High School . . . never lost a game as the starting quarterback . . . won 12 letters . . . single . . . resides in Indianapolis.

CAREER STATISTICS

Year	G	PASSING					RUSHING				
		Att-Comp	Yds.	Pct.	Int.	LG TD	No.	Yds.	Avg.	LG TD	
1982	3	37-17	197	46.0	3	29 0	1	3	3.0	3 0	
1984	9	140-62	702	44.3	7	54 3	19	145	7.6	22 1	
TOTAL	12	177-79	899	44.6	10	54 3	20	148	7.4	22 1	

CAREER BEST

PASSING

Attempts: 32 vs. New England 11/18/84
Completions: 18 vs. New England 11/18/84
Yards: 188 vs. New England 11/18/84, at New England 11/18/84
Longest: 54 at New England 12/9/84
TDs: 1 (three games)

RUSHING

Carries: 5 at Buffalo 12/2/84
Yards: 59 vs. New England 11/18/84
Longest: 22 vs. New England 11/18/84

95 CHRIS SCOTT

Defensive End 6-5 253
 Purdue
 2nd Year With Colts
 Draft—3, 1984
 Born: December 11, 1961



GAMES STARTED/PLAYED: (1984, 2/15) Total 2/15

PRO: Entering his second season with the Colts . . . was drafted by the Colts on the third round of the 1984 draft . . . was the 66th player selected overall.

1984: Saw action in 15 games for the Colts, two as a starter . . . started 10/7 vs. Washington and 10/14 at Philadelphia . . . missed game 12/2 at Buffalo . . . slated as backup at right defensive end and nose tackle . . . totaled 27 tackles, 15 unassisted . . . also



had three quarterback pressures and one loss-tackle during his playing time . . . has size, strength and speed to develop into a fine pass rusher.

COLLEGE: Attended Purdue University . . . caught pro scouts' eyes with impressive performances against Bill Roberts (Ohio State) and Stephan Humphries (Michigan) . . . showed dramatic development as a lineman during his career . . . totaled 119 tackles, 57 unassisted during his career . . . earned All-Big-10 honors as a senior . . . caused three fumbles and recovered two fumbles during his senior year . . . communications major.

PERSONAL: Full name is Christopher Sterling Scott . . . born in Berea, Ohio . . . attended Berea High School. . . possesses 4.7 speed in the 40 and can bench press 390 pounds . . . was the Colts' first in-state draft selection since moving to Indianapolis . . . Chris and his wife Annette reside in Indianapolis.

83 TIM SHERWIN

Tight End 6-6 245
Boston College
5th Year With Colts
Draft—4, 1981
Born: May 4, 1958



GAMES STARTED/PLAYED: (1981, 2/16); (1982, 8/9); (1983, 14/15); (1984, 8/16) Total 32/56

PRO: Entering his fifth season with the Colts . . . was the Colts' fourth-round draft selection in the 1981 draft.

1984: Saw action in all 16 games for the Colts, eight as a starter . . . started the first two, the ninth and the final five games of the season . . . tied for eighth among Colts receivers, second among tight ends, with eleven receptions for 169 yards (15.4 avg.) . . . 15.4-yard average tied WR Ray Butler for the team lead . . . reception average was a career high, and marked the third time in four seasons that he averaged double figures . . . caught passes in eight games, including a six-game streak to end the season . . . top game came 9/2 vs. New York Jets with two receptions for 33 yards (16.5 avg.) . . . was 2-29-14.5 avg. 11/11 at Jets . . . 2-14-7.0 avg. at Raiders 11/25 . . . reception average was in double figures in six of the eight games in which he caught passes . . . had 26-yard catch 12/16 at New England to match 26-yarder vs. Jets for his season-long reception . . . ranked sixth on special teams with 10 tackles, five unassisted.

CAREER NOTES: Played in 15 games, 14 as a starter, before being slowed by an injury in 1983 . . . saw limited action in week no. 15 at Denver 12/11 and sat out finale 12/18 vs. Houston . . . ranked third on the team with 25 catches and fifth on the Colts with 358 reception yards (14.3 avg.) . . . caught at least one pass in every start . . . recorded seven tackles on punt coverage team . . . played in all nine games in 1982, eight as a starter . . . missed start in opener against New England 9/12 . . . tied for second on the team with 21 receptions and 280 reception yards . . . caught career-high six passes for 68 yards at San Diego 12/26 . . . had career-high 92 yards on five receptions at New York Jets 11/21 . . . caught passes in seven games . . . had career-long 33-yard reception at Jets . . . played in all 16 games in 1981 . . . started in first two games of the season . . . hampered by shoulder injury throughout the season, he saw duty mainly in double tight end set and on special teams.

COLLEGE: Lettered four years at tight end at Boston College . . .



SHERWIN/B. SMITH

had 78 receptions for 1,055 yards and three touchdowns for his career . . . was the Eagles' leading receiver as a senior with 29 catches for 371 yards (12.8 avg.) . . . ranked fourth on the school career reception list . . . played in the East-West Shrine Classic and the Senior Bowl in 1981 . . . holds degree in sociology.

PERSONAL: Full name is Timothy Thomas Sherwin . . . born in Troy, N.Y. . . . attended Watervliet (N.Y.) High School . . . lettered in football, basketball and baseball . . . active in youth football clinics . . . counsels on drug and alcohol abuse, is active in Crime Stoppers program . . . is a deputy on the Indianapolis Sheriffs Dept. during offseason . . . Sherwin and his wife, Janice, reside with their son, Jason, in Indianapolis.

CAREER STATISTICS RECEIVING

Year	G	No.	Yds.	Avg.	LG	TD
1981	16	2	19	9.5	11	0
1982	9	21	280	13.3	33	0
1983	15	25	358	14.3	30	0
1984	16	11	169	15.4	26	0
TOTAL	56	59	826	14.0	33	0

CAREER BEST

Receptions: 6 at San Diego 12/26/82
Yards: 92 at N.Y. Jets 11/21/82
Longest: 33 at N.Y. Jets 11/21/82

91 BYRON SMITH

Defensive End 6-5 264
California
2nd Year With Colts
Draft—3 (Supplemental), 1984
Born: December 21, 1962



GAMES STARTED/PLAYED: (1984, 0/3) Total 0/3

PRO: Entering his second season with the Colts . . . was the Colts' third-round pick in the 1984 NFL supplemental draft . . . was the 66th pick overall, the 10th defensive lineman chosen . . . joined the Colts on November 28, 1984 . . . played with the Oakland Invaders (USFL) and the Saskatchewan Roughriders (CFL) during those 1984 campaigns.

1984: Saw action in three games for the Colts, none as a starter . . . joined the club 11/28/84 and participated in each of the final three games on the defensive line . . . was with the Colts for a two-week tryout earlier in the season.

COLLEGE: Attended the University of California at Berkeley . . . saw extensive action as a senior, when he totaled 54 tackles, 25 unassisted . . . also credited with three and one-half sacks and eight loss-tackles . . . was a starter as a senior . . . also started the final game of his freshman season against Stanford . . . totaled 29 tackles as a junior in 1982 and eleven tackles as a sophomore . . . four-year letterman . . . used on run down situations as a junior . . . built himself up from 215 pounds as a freshman to current playing weight of 264.

PERSONAL: Full name is Byron Keith Smith . . . born in Los Angeles, Calif. . . . attended Canoga Park High School in Inglewood, Calif. . . . led team to 9-2 record and the city-championships as a senior . . . earned All-City, All-Conference and All-West Valley honors as a senior . . . resides in Inglewood, Calif.



86 PHIL SMITH

Wide Receiver 6-3 188
 San Diego State
 3rd Year With Colts
 Draft—4, 1983
 Born: April 28, 1960



GAMES STARTED/PLAYED: (1983, 0/1); (1984, 0/16) **Total 0/17 PRO:** Entering his third season with the Colts . . . was the Colts' fourth-round selection in the 1983 draft . . . was the 85th selection overall.

1984: Saw action in all 16 games for the Colts, none as a starter . . . saw occasional duty at wide receiver when Colts employed a multiple-receiver set . . . main duty came on kickoff return unit . . . returned a team-high 32 kickoffs for 651 yards (20.3 avg.) and one touchdown . . . ranked behind Larry Anderson (23.9 avg.) in kickoff return average for the Colts . . . touchdown came on 96-yard return vs. St. Louis 9/16 . . . was one yard shy of matching the longest return in the league during the season . . . was the first kickoff returned for a score by a Colts player since Joe Washington's 90-yard return at New England 9/18/78 . . . had at least 50 yards in kickoff returns in five games . . . top kickoff return game came vs. Cardinals (6-162-27.0 avg., 1 TD) . . . was 5-88-17.6 avg. at Dallas 10/28 . . . 6-85-14.2 avg. vs. Washington 10/7 . . . 4-66-16.5 avg. vs. New England 11/18.

CAREER NOTES: Played in first game of the season, but did not participate during the rest of the season . . . placed on the reserve/non-football injury list on 11/2/83 with sinus problems for which he had surgery during the preseason.

COLLEGE: Was a walk-on quarterback during his first two years at San Diego State . . . converted to WR/KR for final two years . . . had 15.4 avg. and scored four touchdowns during career, including snagging 26 passes for 355 yards as a senior . . . was 5-102 with a 52-yard TD against Oklahoma State in 1981 . . . had 28 catches for 476 yards (17.0 avg.) as a junior . . . caught a pass in every game, and had two receptions in nine of eleven contests . . . had 25.0-yard kickoff return average . . . earned All-Conference honors as a senior . . . captained Aztecs as a senior . . . offered partial scholarship to UCLA as a receiver, but chose San Diego State for the opportunity to play quarterback . . . holds degree in public administration.

PERSONAL: Full name is Phillip Keith Smith . . . born in Los Angeles, Calif. . . . attended Junipero Serra High School in Gardena, Calif. . . . lettered in football (quarterback) and basketball (guard) . . . working towards a double degree in business management and public administration during the off season . . . single . . . resides in Compton, Calif.

CAREER STATISTICS

KICKOFF RETURNS

Year	No.	Yds.	Avg.	LG	TD
1984	32	651	20.3	96t	1

CAREER BEST

KICKOFF RETURNS

Number:	6	vs. St. Louis 9/16/84, vs. Washington 10/7/84
Yards:	162	vs. St. Louis 9/16/84
Longest:	96t	vs. St. Louis 9/16/84
TDs:	1	vs. St. Louis 9/16/84



SOLT/STARK

66 RON SOLT

Guard 6-3 285
 Maryland
 2nd Year With Colts
 Draft—1B, 1984
 Born: May 19, 1962



GAMES STARTED/PLAYED: (1984, 16/16) Total 16/16

PRO: Entering his second season with the Colts . . . was the Colts' second pick in the first round of the 1984 draft . . . the Colts received the choice from Denver (with guard Chris Hinton and quarterback Mark Herrmann) in the John Elway deal in 1983 . . . was the 19th choice overall and the second of five offensive linemen to be picked in the first round.

1984: Saw action as a starter in all 16 games for the Colts . . . was one of three Colts offensive players (running back Randy McMillan and center Ray Donaldson) to start every game for the Colts . . . gained valuable experience at a critical position, and his experiences should solidify the position for the Colts in 1985 . . . joined Donaldson, LG Ben Utt and RT Jim Mills as linemen who each started at least 13 games for the Colts . . . explosive drive blocker who stays low and delivers a solid initial blow.

HONORS: Selected to the UPI NFL All-Rookie Team . . . PFW All-Rookie Team . . . PFWA All-Rookie Team . . . Football Digest Rookie All-Star Team.

COLLEGE: Attended University of Maryland . . . outstanding performer who was one of the nation's top honored linemen . . . selected NEA, Sporting News and Football News Second-Team All-America . . . was AP and UPI Honorable Mention All-America . . . First-Team All-ACC, and was ACC Lineman of the Week for his performance against Vanderbilt as a senior . . . also received Maryland's Jim Tatum Award as the outstanding interior offensive lineman as a senior . . . played in Senior Bowl.

PERSONAL: Full name is Ronald Matthew Solt . . . born in Wilkes-Barre, Pa. . . attended Coughlin High School . . . captained squad as an offensive guard and defensive tackle . . . earned three letters each in football, wrestling and track . . . was district champ in wrestling in 1980 . . . bench presses 450 pounds . . . single . . . resides in College Park, Md.

3 ROHN STARK

Punter 6-3 195
 Florida State
 4th Year With Colts
 Draft—2A, 1982
 Born: May 4, 1959



GAMES STARTED/PLAYED: (1982, 0/9); (1983, 0/16); (1984, 0/16) Total 0/41

PRO: Entering his fourth season with the Colts . . . was the second player drafted in the second round by the Colts in the 1982 draft . . . was the 34th player selected overall.



1984: Played in all 16 games . . . finished tied for second in NFL punting with Miami P Reggie Roby (44.7) behind league leader Jim Arnold (44.9) of Kansas City . . . 98 punts for season tied him with Arnold for league leadership . . . had 47 more punts than Roby . . . angled 21 punts inside opponents' 20-yard line (T6th in NFL) . . . forced 15 fair catches . . . had seven touchbacks (T6th in NFL) . . . set team yardage record with 4,383 yardage total, surpassing his own record of 4,124 set in 1983 . . . was 14 yards behind Arnold's 4,397 total . . . 72-yard punt at Miami 9/23 was season and career-long . . . ranked third in league in net average (37.2) . . . rose from ninth in league punting after week no. 2 to first after week no. 5 . . . led league in punting from fifth to eleventh week of season, while ranking second in net average from sixth through twelfth week . . . 47-yard avg. after first game was season's highest average . . . kept avg. above 46-yard mark for five weeks, above 45-yard mark for nine weeks . . . was 5-47.0 (55 LG) vs. Jets 9/2 . . . 8-50.0 (72 LG) at Miami 9/23 . . . 7-47.9 (57 LG) at Dallas 10/28 . . . 8-47.4 (69 LG) at Buffalo 12/2 . . . most punts in a game came 11/25 at Raiders (10-44.4, 63 LG) . . . 35 of 98 punts (36%) were not returned . . . 14 of 88 (16%) exceeded 55 yards . . . had five punts travel at least 60 yards . . . nailed three punts inside the 20-yard line vs. Washington and at Raiders, four at Buffalo . . . had 62 punts returned for 600 yards (9.7 avg.), the second-highest return yardage total in the league . . . had only two games during season in which he did not have a punt travel more than 50 yards . . . short punt of 1984, 15 yards, came at Philadelphia 10/14 . . . doubles as holder for placements . . . has never had a punt blocked in pro or collegiate career.

CAREER NOTES: Played in all 16 games in 1983 . . . led the entire league with a 45.3-yard average . . . punted 91 times for 4,124 yards . . . had eight punts travel at least 60 yards, with longest being 68-yarder at Denver 12/11 . . . had 67-yarder at Buffalo 9/18 . . . had 62 and 65-yarders vs. Denver 9/11, and 60 and 62-yarders at Miami 11/20 . . . had 29 punts of at least 50 yards . . . set a team record with 4,124 yards punting, and 45.3-yard average matched David Lee's mark set in 1969, the second-highest in team history . . . ranked fourth in NFL with 36.3 net average . . . played in all nine games as a rookie in 1982 . . . averaged 44.4 yards on 46 punts to rank second in NFL . . . averaged better than 44.0 yards per punt in six of nine contests . . . had 17 punts exceeding 50 yards . . . had 50.8 yard avg. for five punts 12/26 at San Diego.

HONORS: 1982—Selected to UPI AFC All-Star Second-Team . . . PFWA All-Rookie Team . . . PFWA All-Rookie Team . . . Football Digest Rookie All-Star Team . . . 1983—AP All-Pro First-Team . . . Football Digest All-Pro First-Team . . . UPI AFC All-Star Second-Team . . . Pro Bowl First Alternate . . . NEA All-Pro Second-Team . . . 1984—AP All-Conference Second-Team . . . NEA All-NFL Second-Team . . . College and Pro Football Newsweekly All-Pro Second-Team . . . UPI All-AFC Second-Team.

COLLEGE: Lettered four years at Florida State . . . consensus All-America First-Team during final two seasons . . . averaged school record 46.0 yards per punt as a senior to rank second in Division 1-A . . . played in the 1982 Japan Bowl and the Olympia Gold Bowl . . . averaged 45.2 as a junior, third in Division 1-A . . . had 244 punts for 10,418 yards (42.6 avg.) for career . . . had 51.1 average for eight punts vs. Nebraska in 1980 . . . became only punter ever honored as UPI's Southeast Defensive Player of the Week when he averaged 48.1 yards on seven punts in 36-22 win over Pittsburgh in 1980 . . . longest punt was 72-yarder as a freshman . . . finished eighth in the NCAA decathlon as a senior . . . average decathlon total was 7600, world class is 8000 . . . nominated for Academic All-America honors in 1980 . . . holds degree in finance.

PERSONAL: Full name is Rohn Taylor Stark . . . born in Minneapolis, Minn. . . attended Pine River (Minn.) High School . . . lettered in football, baseball, basketball and track . . . has amateur pilot's



STARK/THOMPSON

license . . . hobbies include golf, bowling, fishing and water skiing . . . Stark and his wife, Ann, reside in Indianapolis with their son Rohn, Jr.

CAREER STATISTICS

Year	No.	Yds.	Avg.	TB	In 20	LG	BL
1982 . . .	46	2044	44.4	12	8	60	0
1983 . . .	91	4124*	45.3	9	20	68	0
1984 . . .	98*	4383#	44.7	7	21	72	0
TOTAL	235	10551	44.9#	28	49	72	0

*NFL Leader
#Colt record

YARDAGE BREAKDOWN

Year	10-19	20-39	40-49	50-59	60-69	70-79
1982 . . .	1	10	18	16	1	0
1983 . . .	—	29	33	21	8	0
1984 . . .	1	28	37	27	4	1
TOTAL	2	67	88	64	13	1

CAREER BEST-SINGLE GAME

Most Punts: 10 vs. Denver 9/11/83
10 at LA Raiders 11/25/84

Most Punting Yardage: 462 at Denver 12/11/83

Longest Punt: 72 at Miami 9/23/84

Inside 20: 4 at Miami 11/20/83

99 DONNELL THOMPSON

Defensive End 6-5 263
North Carolina
5th Year With Colts
Draft—1B, 1981
Born: October 27, 1958



GAMES STARTED/PLAYED: (1981, 12/13); (1982, 9/9); (1983, 13/14); (1984, 10/10) Total 44/46

PRO: Entering his fifth season with the Colts . . . was the Colts' second selection in the first round of the 1981 draft . . . pick was obtained from Minnesota in exchange for the Colts' two second-round selections and a fifth-round choice in the 1981 draft (Minnesota selected RB's Mardye McDole and Jarvis Redwine and DE Wendell Ray).

1984: Saw action in 10 games for the Colts, all as a starter . . . missed the first four games of the season while serving a club-imposed suspension . . . missed the next two games with a non-football related injury . . . rebounded to rank sixth on the club with 80 tackles, 50 unassisted . . . placed fourth on the Colts with four sacks (29 yards) . . . also credited with 25 quarterback pressures, six loss-tackles and one pass defended . . . high game for sacks came 11/11 at New York with two (13 yards) . . . also recorded sacks 10/14 at Philadelphia and 12/9 vs. Miami . . . reached double figures in tackles in four games . . . had eleven tackles, six unassisted, in three different games (10/28 at Dallas, 11/25 at L.A. Raiders and 12/9 vs. Miami) . . . had 10 tackles, seven unassisted, 12/16 at New England.

CAREER NOTES: Played in 14 games, 13 as a starter in 1983 . . . started first nine games and final four games . . . played but



did not start at Miami 11/20 . . . seventh-leading tackler on the team with 70 stops, 38 unassisted, four sacks (27 yards), 15 quarterback pressures and two and one-half loss-tackles . . . nailed Patriots QB Steve Grogan for a safety 10/9 to preserve a 12-7 Colts win . . . started all games at left defensive end in 1982 . . . ranked first among defensive linemen, third on the team, with 77 tackles, 36 unassisted . . . had career-high 16 tackles, eleven unassisted, at Buffalo 11/28 . . . ranked third on the team with one and one-half sacks . . . played in 13 games as a rookie, 12 as a starter . . . missed three games due to a knee injury sustained during the season opener . . . had 50 tackles, 42 unassisted . . . tied for the team lead with three forced fumbles.

COLLEGE: Started for three seasons at North Carolina . . . credited with 213 tackles and 14 quarterback sacks . . . had 87 tackles and five sacks to earn All-America Third-Team by Football News and All-America Honorable Mention by AP and UPI . . . voted All-ACC First-Team . . . played in Liberty Bowl as a freshman, the Gator Bowl as a junior and the Bluebonnet Bowl as a senior . . . recreation major.

PERSONAL: Full name is Lawrence Donnell Thompson . . . born in Lumberton, N.C. . . . attended Lumberton High School . . . achieved All-America recognition in football and lettered in basketball . . . enjoys racquetball, fishing and monopoly . . . assists the American Lung Association during the offseason . . . Thompson and his wife, Stacey, reside in Chapel Hill, N.C.

64 BEN UTT

Guard 6-4 267
Georgia Tech
4th Year With Colts
Free Agent—1982
Born: June 13, 1959



GAMES STARTED/PLAYED: (1982, 3/9); (1983, 8/16); (1984, 15/16) Total 26/41

PRO: Entering his fourth season with the Colts . . . joined the Colts as a free agent on January 18, 1982 . . . originally signed as a free agent with Dallas in 1981 and was released from the Cowboys' training camp that year.

1984: Saw action in all 16 games for the Colts, 15 as a starter . . . only missed starting assignment came 11/25 at L.A. Raiders . . . joined center Ray Donaldson and right guard Ron Solt as 16-game performers on the line . . . has professional experience playing at both guard positions . . . has not missed a game since joining the team in 1982 . . . tied with four other Colts with a consecutive games played streak of 41.

CAREER NOTES: Played in all 16 games, eight as a starter in 1983 . . . started first game of the season at left guard . . . started the eighth through the 14th games at right guard . . . served as a reserve guard and third tight end for the remainder of the season . . . played in all nine games in 1982, three as a starter . . . started first three contests at left tackle and the third game at left guard . . . was a reserve guard and center for the rest of the season . . . was one of two free agents to make the club on the offensive line after an impressive training camp.

COLLEGE: Four-year letterman at Georgia Tech . . . was captain as a senior . . . played in the 1980 Blue-Gray Game and the Senior Bowl . . . named to preseason All-Atlantic Coast Conference



UTT/VIRKUS/WHITE

Honorable Mention before his senior season . . . began career as a defensive end in 1977 . . . switched to the offensive line midway through the 1978 campaign because of injuries to other players . . . holds degree in industrial management.

PERSONAL: Full name is Benjamin Michael Utt . . . born in Pindole, Calif. . . . attended Vidalia High School . . . lettered in football and track . . . earned All-State honors in football . . . works in business community during offseason. . . Utt and his wife, Beth, reside in Indianapolis.

94 SCOTT VIRKUS

Defensive End 6-5 248
San Francisco CC
1st Year With Colts, 2nd in NFL
Free Agent—1984
Born: September 7, 1959



GAMES STARTED/PLAYED: (1983, 0/15); (1984, 0/1) Total with Colts 0/1

PRO: Entering his first year with the Colts, his second in the NFL . . . signed with the Colts December 11, 1984 . . . originally signed as a free agent with Buffalo on May 12, 1983.

1984: Saw action in one game for the Colts . . . signed the week of the season finale 12/16 at New England . . . played on special teams, but credited with no tackles.

CAREER NOTES: Joined the Buffalo Bills as a free agent prior to the 1983 season . . . played in 15 games for the Bills, none as a starter . . . saw action mainly on special teams, but did play some at linebacker in passing situations . . . originally a tight end with good speed when he joined the Bills, was switched to defense before training camp.

COLLEGE: Attended San Francisco City College for his sophomore season, after spending his first year at Purdue . . . set a school record as a sophomore with a 99-yard TD reception as a tight end . . . selected All-Golden Gate Conference during his second collegiate season.

PERSONAL: Full name is Scott Virkus . . . born in Rochester N.Y. . . . attended Greece Olympia High School in Rochester, N.Y. . . . played one year with the North Tonawanda Cougars, a Buffalo-area semi-pro club . . . single . . . resides in Rochester.

92 BRAD WHITE

Defensive Tackle 6-2 260
Tennessee
2nd Year With Colts, 5th in NFL
Free Agent—1984
Born: October 18, 1958



GAMES STARTED/PLAYED: (1981, 0/16); (1982, 0/9); (1983, 0/16); (1984, 2/15) Total 2/56 Total with Colts 2/15

PRO: Entering his second season with the Colts, his fifth in the NFL . . . joined the Colts on August 30, 1984 after being released



by Tampa Bay . . . originally was selected on the twelfth round of the 1981 draft by Tampa Bay.

1984: Saw action in 15 games for the Colts, two as a starter . . . had starting assignments in the final two games of the season 12/9 vs. Miami and 12/16 at New England . . . those were the only starts of his career . . . missed the season opener 9/2 vs. New York Jets, breaking a consecutive games played streak of 41 . . . totaled 39 tackles, 13 unassisted, nine quarterback pressures and two sacks (16 yards) . . . also credited with four tackles on the kickoff coverage team.

CAREER NOTES: Played in 16 games for Tampa Bay in 1983, all as a backup to DT David Logan . . . had 19 tackles . . . totaled three tackles and three quarterback pressures 11/27 vs. Houston while playing at right end . . . saw action in all nine games in 1982, including the playoff game 1/9/83 at Dallas . . . credited with 10 tackles as a rookie 16-game participant in 1981 . . . also had two quarterback pressures and a field goal deflection at Philadelphia 10/25 . . . saw action in playoff game at Dallas.

COLLEGE: Three-year starter at Tennessee . . . topped the Vols in sacks all three seasons (seven in 1978 and 1979, five in 1980) . . . had five loss-tackles and two fumbles forced in 1980 . . . had eleven tackles vs. Georgia in 1980 . . . totaled 245 tackles for his career . . . had career-high 15 tackles and a fumble recovery to set up the winning score vs. Kentucky in 1979 . . . bulked up from 215 pounds to his current weight while at Tennessee . . . played in the East-West Game and the Japan Bowl . . . industrial education major.

PERSONAL: Full name is Bradley Dee White . . . born in Rexburg, Idaho . . . attended Skyline High School in Idaho Falls, Idaho . . . was All-State football selection and was state wrestling champion . . . enjoys hunting and cooking . . . works during the off-season for a company specializing in T-shirts and other promotional items . . . single . . . resides in Knoxville.

39 NEWTON WILLIAMS

Fullback 5-10 219
 Arizona State
 2nd Year With Colts, 3rd in NFL
 Waivers—San Francisco, 1983
 Born: May 10, 1959



GAMES STARTED/PLAYED: (1982, 0/16); (1983, 0/16); (1984, IR); Total 0/22 Total with Colts 0/16

PRO: Entering his second season with the Colts, his third in the NFL . . . joined the Colts on August 18, 1983 on waivers from San Francisco . . . originally selected on the fifth round of the 1982 draft by the 49ers.

1984: Spent the entire season on injured reserve . . . incurred a severe ankle sprain in the preseason game vs. New York Giants 8/11.

CAREER NOTES: Played in all 16 games for the Colts in 1983 . . . saw action as a reserve fullback and on kickoff, kickoff return and punt coverage teams . . . carried the ball 28 times for 77 yards (2.8 avg.) . . . carried the ball in 13 contests . . . rushed six times for 36 yards at Cleveland 11/27, including a season-long 13-yard run . . . caught four passes for 46 yards, including two for 32 yards against the Browns . . . played in six games for the 49ers during the 1982 season . . . finished the season on injured reserve due to a shoulder fracture . . . played on special teams and recorded three solo tackles.



N. WILLIAMS/V. WILLIAMS

COLLEGE: Lettered four years at Arizona State . . . gained 1,172 yards rushing and 255 yards receiving during career . . . led Sun Devils in rushing in 1979 with 438 yards . . . ranked third in total yardage behind Mark Malone and Robert Weathers that season . . . played both tailback and fullback . . . played in the Fiesta Bowl in 1977 and the Garden State Bowl in 1980 . . . also a member of the track team . . . cleared 6'8" in the high jump . . . holds degree in telecommunications.

PERSONAL: Full name is Newton Williams . . . born in Charlotte, N.C. . . . attended North Mecklenburgh High School . . . lettered three years each in football, basketball and track . . . set school high jump record (6'8") . . . timed at 4.59 in the 40 . . . active with Riley Children's Hospital in Indianapolis . . . single . . . resides in Charlotte, N.C.

CAREER STATISTICS

RUSHING

RECEIVING

Year	G	No.	Yds.	Avg.	LG	TD	No.	Yds.	Avg.	LG	TD
1983	16	28	77	2.8	13	0	4	46	11.5	19	0

CAREER BEST

RUSHING

Carries: 6 at Cleveland 11/27/83
Yards: 36 at Cleveland 11/27/83
Longest: 13 at Cleveland 11/27/83

RECEIVING

Number: 2 at Cleveland 11/27/83
Yards: 32 at Cleveland 11/27/83
Longest: 19 at Cleveland 11/27/83

40 VAUGHN WILLIAMS

Defensive Back 6-2 193
 Stanford
 2nd Year With Colts
 Free Agent—1984
 Born: December 14, 1961



GAMES STARTED/PLAYED: (1984, 1/10) Total 1/10

PRO: Entering his second year with the Colts . . . joined the Colts on October 10, 1984.

1984: Saw action in 10 games for the Colts, one as a starter . . . started the season finale 12/16 at New England . . . listed as a backup at strong safety . . . totaled 20 tackles, 10 unassisted, along with two quarterback pressures . . . saw special teams duty on the punt and kickoff coverage teams . . . credited with five special teams tackles.

COLLEGE: Four-year letterman at Stanford . . . earned All-PAC-10 First-Team honors as a sophomore (at strong safety) and junior (at free safety), All-PAC-10 Second-Team honors as a senior (at strong safety) . . . totaled 258 tackles for his career, including a team-high 94, 63 unassisted, as a junior . . . intercepted three passes during his junior year, with a 35-yard TD return vs. Arizona . . . led the Cardinals as a senior with four interceptions . . . tabbed preseason All-America by Sporting News heading into his senior season.

PERSONAL: Full name is Vaughn Aaron Williams . . . born in Greeley, Colo. . . . attended General Washington High School in Denver, Colo. . . . played defensive back . . . selected prep All-



America by Parade Magazine and Carnation after senior season in 1979 . . . earned All-City, All-Metro and All-State honors in 1979 . . . single . . . resides in Auburn, Wash.

96 BLAISE WINTER

Defensive End 6-3 262
Syracuse
2nd Year With Colts
Draft—2, 1984
Born: January 31, 1962



GAMES STARTED/PLAYED: (1984, 15/16) Total 15/16

PRO: Entering his second season with the Colts . . . was drafted by the Colts on the second round of the 1984 draft . . . was the Colts' third pick of the draft and was the 35th selection in the draft overall.

1984: Saw action in all 16 games for the Colts, 15 as a starter at right end . . . missed starting assignment 10/14 at Philadelphia . . . ranked fourth on the team tackle chart and first among linemen with 92 stops, 48 unassisted . . . totaled 18 quarterback pressures, two sacks (eleven yards), one fumble recovered and one pass defended . . . had at least six tackles in seven games . . . had 13 tackles, eight unassisted, 12/2 at Buffalo . . . had 10 tackles, six unassisted, in 9/2 opener vs. New York Jets . . . sacks came 9/9 at Houston and 12/16 at New England.

HONORS: 1984 UPI NFL All-Rookie Team, Pro Football Writers All-Rookie Team, Pro Football Weekly All-Rookie Team, Football Digest Rookie All-Star Team, Named Colts' Rookie of the Year by the Thundering Herd, a Colt fan club in Indianapolis.

COLLEGE: Attended Syracuse University . . . took charge of leadership duties as a senior co-captain . . . totaled 74 tackles, 45 unassisted, and five sacks . . . had top outing vs. West Virginia with 12 tackles and two sacks . . . earned AP All-East Honorable Mention honors after heading into his final season as a Playboy and Street and Smith's Preseason All-East selection . . . played in the Blue-Gray Game . . . physical education major.

PERSONAL: Full name is Blaise Winter . . . born in Blauvelt, N.Y. . . . attended Tappan Zee High School . . . lettered four years in football and track . . . also participated in track and basketball . . . favorite hobby is lifting weights . . . is spokesman for the Cystic Fibrosis Foundation in Indianapolis . . . single . . . resides in Blauvelt, NY.

69 LEO WISNIEWSKI

Nose Tackle 6-1 257
Penn State
3rd Year With Colts
Draft—2A, 1982
Born: November 6, 1959



GAMES STARTED/PLAYED: (1982, 7/7); (1983, 14/15); (1984, 14/14) Total 35/36

PRO: Entering his third season with the Colts . . . was the Colts' first selection in the second round of the 1982 draft.

1984: Saw action as a starter in 14 games for the Colts . . . missed



WISNIEWSKI/WONSLEY

the final two games on injured reserve . . . suffered knee injury 12/2 at Buffalo, but is healthy for 1985 . . . ranked fifth on the team with 88 tackles, 51 unassisted . . . had seven and one-half sacks (57 yards) to rank third on the squad . . . 8.1-yard sack average was among the team leaders . . . also credited with 22 quarterback pressures and three loss-tackles . . . top sack game came 11/11 at New York Jets with three for 28 yards in a 9-5 Colts win . . . selected the AFC Defensive Player of the Week for his game at New York by Pro Football Weekly . . . had two and one-half sacks for 17 yards 11/18 vs. New England . . . had solo sacks 10/14 at Philadelphia (10 yards) and 11/25 at L.A. Raiders (eight yards) . . . credited with 12 tackles, seven unassisted, 11/25 at L.A. Raiders for top tackles game . . . had eleven tackles, six unassisted, 9/2 vs. New York Jets . . . had at least six tackles in seven games.

CAREER NOTES: Played in 15 games, 14 as a starter in 1983 . . . missed game 9/25 vs. Chicago with strained knee . . . missed start vs. Houston in 12/18 finale, the only game he has played in as a Colt that he did not start . . . recorded 95 tackles, 50 unassisted, to rank second on the team, first among defensive linemen . . . had at least one tackle in every game . . . had two games (9/11 vs. Denver, 10/16 vs. Buffalo) where he totaled 13 tackles . . . had seven games where he had at least eight tackles . . . credited with five sacks (41 yards), five loss-tackles and 18 quarterback pressures . . . had two sacks for 20 yards 11/6 at New York Jets . . . caused one fumble and recovered two . . . occasionally dropped back into a linebacking position during a blitz . . . started seven games in 1982 . . . spent first two games on injured reserve with a knee injury sustained in training camp . . . finished second among defensive linemen, sixth on the team, with 52 tackles, 32 unassisted . . . had career-high 15 tackles, eleven unassisted, 12/19 vs. Green Bay . . . led the team with two and one-half sacks.

HONORS: Named to the 1982 NFL All-Rookie Team by Pro Football Weekly and Professional Football Writers of America . . . voted AFC Defensive Player of the Week for his three-sack game 11/11/84 at New York Jets by Pro Football Weekly.

COLLEGE: Lettered for three seasons at Penn State . . . had 102 tackles and eleven sacks during his career . . . earned AP All-America Honorable Mention and AP All-East First-Team honors as a senior . . . played in the 1982 Hula Bowl and Japan Bowl . . . was a senior defensive co-captain . . . recipient of Penn State's Ridge Riley Award for loyalty and dedication . . . played in the Liberty Bowl as a sophomore, the Fiesta Bowl as a junior and senior . . . holds degree in speech communications.

PERSONAL: Full name is Leo Joseph Wisniewski . . . born in Hancock, Mich. . . attended Fox Chapel High School near Pittsburgh, Pa. . . earned All-America honors as a senior . . . was a state wrestling champion in the heavyweight division . . . also lettered in track (shotput) . . . active in community outreach with Pro Athletes for Christ . . . works with Mutual Security Life as a agent during the offseason . . . Wisniewski and his wife, Cindy, reside in Tampa, Fla.

34 GEORGE WONSLEY

Running Back 6-0 212
Mississippi State
2nd Year With Colts
Draft—4B, 1984
Born: November 23, 1960



GAMES STARTED/PLAYED: (1984, 0/14) Total 0/14



PRO: Entering his second season with the Colts . . . was the Colts' second pick in the fourth round of the 1984 draft (choice from Seattle for WR Roger Carr in 1981) . . . was the Colts' sixth pick, the 103rd in the draft overall.

1984: Saw action in 14 games for the Colts, none as a starter . . . missed games 10/14 at Philadelphia and 10/28 at Dallas after a severe ankle sprain 10/7 vs. Washington . . . rushed 37 times for 111 yards (3.0 avg.) . . . top game came 11/11 at New York Jets with 14 carries for 41 yards (2.9) . . . was 7-21-3.0 vs. Miami 12/9 . . . had season-long run of 13 yards 11/4 vs. San Diego . . . caught nine passes for 47 yards (5.2 avg.) . . . caught three passes vs. San Diego (10 yards) and 11/18 vs. New England (17 yards) . . . season-long 17-yard reception came 9/9 at Houston.

COLLEGE: Ran from potent wishbone formation while attending Mississippi State . . . used to great extent as a blocking back for Michael Haddix (Philadelphia's no. 1 choice in 1983) . . . developed into bruising blocker who also rushed for 815 yards on 179 carries (4.5 avg.) and seven touchdowns during career . . . also caught 28 passes for 265 yards (9.5 avg.) and returned 10 kickoffs for 153 yards (15.3 avg.) as a Bulldog . . . played with Colts' Johnnie Cooks while at Mississippi State . . . four-year letterman . . . education major.

PERSONAL: Full name is George Ivory Wonsley . . . born in Moss Point, Miss. . . attended Moss Point High School . . . has eight brothers and two sisters . . . brother of Washington Redskins RB Otis Wonsley . . . rushed for 2,412 yards during final two prep seasons, earning All-Gulf Coast, All-State and All-America honors . . . once teamed with brothers George and Nathan to comprise offensive backfield in high school . . . excellent blocker who also possesses a 40-inch vertical jump . . . pursuing degree during off-season . . . single . . . resides in Moss Point, Miss.

CAREER STATISTICS

Year	RUSHING						RECEIVING					
	G	No.	Yds.	Avg.	LG	TD	No.	Yds.	Avg.	LG	TD	
1984	14	37	111	3.0	13	0	9	47	5.2	17	0	

CAREER BEST

RUSHING

Carries: 14 at New York Jets 11/11/84
Yards: 41 at New York Jets 11/11/84
Longest: 13 vs. San Diego 11/4/84

RECEIVING

Number: 3 vs. San Diego 11/4/84, vs. New England 11/18/84
Yards: 17 at Houston 9/9/84, vs. New England 11/18/84
Longest: 17 at Houston 9/9/84

47 DAVE YOUNG

Tight End 6-5 240
 Purdue
 3rd Year With Colts, 4th in NFL
 Free Agent—1983
 Born: February 9, 1959



GAMES STARTED/PLAYED: (1981, 0/11); (1983, 0/6); (1984, 9/13) Total 9/30 Total with Colts 9/14



YOUNG

PRO: Entering his third season with the Colts, his fourth in the NFL . . . joined the Colts as a free agent on November 23, 1983 . . . originally selected by the New York Giants on the second round of the 1981 draft . . . spent one year with the Giants before being released just prior to the 1982 season . . . was picked up by Buffalo in the spring of 1983, after a brief stint with New England . . . spent five games with the Bills before being waived on October 5, 1983.

1984: Saw action in 13 games with the Colts, nine as a starter . . . was the first season in his career he had starting assignments . . . responded with 14 receptions for 164 yards (11.7 avg.) and two touchdowns . . . ranked sixth on the club in reception yards and average, tied for sixth (first among Colts tight ends) in receptions . . . top game came 9/23 at Miami with four catches for 46 yards and one touchdown . . . had five-yard TD reception from Mike Pagel . . . had three-yard scoring catch the previous week (9/16) vs. St. Louis . . . had three receptions vs. St. Louis (40 yards, 13.3) and 10/21 vs. Pittsburgh (39 yards, 23.0) . . . had season-long reception of 28 yards at Miami . . . reception average was in double figures in four of the six games in which he caught passes.

CAREER NOTES: Played in the season finale vs. Houston 12/18 for only games with the Colts in 1983 . . . was with Buffalo for the first five games of 1983, but did not catch a pass . . . picked up by the Colts in late November as the third tight end after the team went with two at the beginning of the season . . . appeared in eleven games with the Giants as a rookie . . . had five catches (49 yards, 9.8) during the regular season . . . caught two passes for 15 yards during the playoffs at San Francisco . . . scored only touchdown as a Giant against Atlanta on a two-yard toss from Phil Simms . . . blocked two field goals as a special teamer . . . slowed during the year with injuries to both thumbs.

COLLEGE: Consensus All-America at Purdue where he led the nation with 67 receptions for 917 yards (13.7 avg.) and eight touchdowns . . . was the first tight end to lead the country in receiving . . . teamed with former Colts QB Mark Herrmann to set school marks for career receptions (177), reception yardage (2,274) and touchdown receptions (26) . . . had a 12.8-yard reception average during his career . . . caught a school-record 12 passes for 172 yards vs. Michigan State as a senior . . . caught passes in 41 straight games, one game short of the NCAA record . . . played in the Japan Bowl and the Hula Bowl . . . was a member of Purdue's Peach, Liberty, and Bluebonnet Bowl squads during his career . . . communications major.

PERSONAL: Full name is David Joseph Young . . . born in Akron, Ohio . . . attended East High School in Akron . . . was an All-County and All-League pick . . . football team captain, and lettered in basketball . . . Young and his wife, Denice, reside in Indianapolis with their son, Dave, Jr.

CAREER STATISTICS

Year	G	No.	Yds.	Avg.	LG	TD
1981-NY Giants	11	5	49	9.8	10	1
1983-Buffalo/Colts	6					
1984	13	14	164	11.7	28	2
Total	30	19	213	11.2	28	3

CAREER BEST

RECEIVING

Number: 4 at Miami 9/23/84
 Yards: 46 at Miami 9/23/84
 Longest: 28 at Miami 9/23/84



PROFILES OF COLTS 1985 DRAFT SELECTIONS

DUANE BICKETT LB **Draft 1-(5th overall)**
6-5 **232** **Southern California**

Described by USC defensive coordinator Artie Gigantino as "a player who ranks along with Chip Banks as the finest linebackers ever to play at USC" . . . entered college as a tight end, but was a two-year starter at OLB, ILB and DT . . . totaled 291 tackles, eight sacks (63 yards), 19 loss-tackles and six interceptions (48 yards) for his career . . . had 151 tackles, six sacks, 10 loss-tackles and an interception during his senior year, when he earned UPI and Sporting News first-team All-America honors . . . also gained All-America recognition from AP (third-team), NEA and Football Writers . . . gained All-PAC-10 first-team honors, and was selected the conference's Defensive Player of the Year . . . played in the Hula and Japan Bowls . . . won USC Defensive Player of the Game honors in 1983 for his six-tackle performance against Notre Dame . . . was a three-time PAC-10 All-Academic choice and a two-time CoSIDA Academic team pick . . . holds 3.67 grade point average in business accounting . . . born December 1, 1962 in Los Angeles, Calif. . . . enjoys skiing and surfing . . . full name: Duane Clair Bickett.

DON ANDERSON CB **Draft 2-(32nd overall)**
5-10 **196** **Purdue**

Started at cornerback during his final three seasons . . . tied Purdue's career interception record with eleven, including three in 1984 . . . had five interceptions (37 yards) in 1982 and three (23 yards) in 1983 . . . totaled 147 tackles, 122 unassisted, and 30 passes broken up during his career . . . earned UPI honorable mention All-Big Ten honors in 1984 . . . was member of the Boilermakers' track team . . . was a 60-yard indoors specialist and he ran the 100- and 200-meter dashes outdoors . . . criminology major . . . born July 8, 1963 in Detroit, Mich.

ANTHONY YOUNG S **Draft 3-(61st overall)**
5-11 **187** **Temple**

Talents as a defensive back and a punt returner give him a chance to provide a great impact with the Colts . . . set school record with 20 interceptions (returned a total of 232 yards) . . . credited with 213 career tackles, 117 unassisted : . . had 77 tackles, 36 unassisted, in 1984 . . . had five interceptions (23 yards) in 1984, five interceptions (53 yards) in 1983 and six swipes (111 yards) in 1982 . . . returned 74 punts for 715 yards and three touchdowns during his career . . . earned AP second-team All-America honors in 1984 . . . born October 8, 1963 in Pemberton, N.J.

WILLIE BROUGHTON DE **Draft 4-(88th overall)**
6-5 **245** **Miami**

Saw action in every position along the defensive line for Miami in 1984 . . . used mainly at both middle guard and tackle during his career . . . recorded 62 career tackles, 42 unassisted, five sacks and six loss-tackles . . . top tackles game in 1984 came against Michigan with seven . . . business management major . . . born September 9, 1964 in Fort Pierce, Fla. . . full name: Willie Lee Broughton.



1985 DRAFT

ROGER CARON OT Draft 5-(117th overall)
6-5 270 Harvard

Three-year starter who earned first-team Division 1-AA All-America honors from the AFCVA and AP . . . was the cornerstone on the offensive line which helped Harvard average 251 yards rushing per game in 1984 . . . bench presses more than 400 pounds, and he bulked up from 225 pounds in 1982 to current playing weight . . . named first-team All-New England by AP in 1984 and first-team All-Ivy League in 1983 and 1984. . . full name: Roger Eugene Caron.

JAMES HARBOUR WR Draft 7-(173rd overall)
6-0 200 Mississippi

Fifth-year senior in 1984 at Ole Miss . . . caught 24 passes for 362 yards (15.1 avg.) . . . totaled 81 receptions for 1,170 yards (14.4 avg.) and two touchdowns . . . top game in 1984 came against Mississippi State with five catches for 86 yards . . . top receptions year came in 1982 with 35 for 512 yards (14.6 avg.) . . . law enforcement major . . . born November 10, 1962 in Meridian, Miss. . . . full name: James Edward Harbour.

RICKY NICHOLS WR Draft 8-(200th overall)
5-10 180 East Carolina

Receiver with 4.3 speed who turned in his finest season in 1984 with 28 receptions for 513 yards (18.3 avg.) and four touchdowns . . . totaled 65 catches for 1,206 yards (19.1 avg.) and 10 touchdowns during his career . . . rushed seven times for 83 yards (10.2 avg.), and returned nine kickoffs for 205 yards (22.8 avg.) at East Carolina . . . born July 27, 1962 in Norfolk, Va. . . . full name: Ricky Antonio Nichols.

MARK BOYER TE Draft 9-(229th overall)
6-4 232 Southern California

Starting tight end for USC during 1984, after spending the rest of his career as a backup to Fred Cornwell (now with Dallas) . . . was a fifth-year senior . . . led USC in minutes played in 1984 . . . caught 15 passes for 113 yards (7.5 avg.) in 1984, 24 passes for 173 yards and four touchdowns during his career . . . PAC-10 All-Academic selection in 1984 . . . business major . . . full name: Mark Hearn Boyer.

ANDRE PINESETT DT Draft 10-(256th overall)
6-2 245 Cal State-Fullerton

Lineman with 4.7 speed who totaled 163 tackles during his career . . . notched 38 tackles, 30 unassisted, 10 loss-tackles (74 yards) and two pass deflections in 1984 . . . starter throughout most of his career . . . had 72 tackles and 14 loss-tackles (69 yards) in 1983 . . . business major . . . born July 25, 1961 in Los Angeles, Calif. . . . full name: Andre Tyrone Pinesett.

DAVID BURNETTE OT Draft 12-(312th overall)
6-6 278 Central Arkansas

Two-year starter at Central Arkansas, after transferring from the University of Arkansas . . . recorded 77 tackles, three sacks, four loss-tackles and one blocked punt in 1984 . . . earned AP Small College and NAIA first-team All-America honors in 1984 . . . also selected All-Arkansas Intercollegiate Conference and All-NAIA District 17 . . . was the first player in school history to gain two different All-America nominations in the same season . . . full name: David Lynn Burnette.



PROFILES OF COLTS 1985 FREE AGENTS

WR-CARL AIKENS (6-1, 187, Northern Illinois) . . . led Mid-American Conference in 1984 with 36 receptions for 758 yards and six TDs . . . totaled 67 receptions for 1,337 yards and nine TDs for career . . . full name: Carl Kenneth Aikens . . . **QB-PHIL BASSO (6-1, 175, Liberty Baptist)** . . . was nation's fifth-leading passer, second in Division II, by completing 250 of 426 passes for 3,226 yards and 24 TDs in 1984 . . . hit on 416 of 772 tosses for 5,410 yards and 33 TDs for career . . . two-year starter who engineered a 1984 27-14 upset of NAIA champion Carson-Newman with a 441-yard, three-TD passing performance . . . full name: Phillip Alfred Basso . . . **G-DREW BLACKBURN (6-4, 265, Mississippi College)** . . . two-year starter . . . earned second-team All-Gulf Coast Conference honors in 1984 . . . full name: Andrew David Blackburn . . . **C-PHIL BROMLEY (6-2, 256, Florida)** . . . had 32 career starts, including 22 consecutively at Florida . . . earned Football News and AP second-team All-America honors in 1984 . . . first-team All-SEC by AP as junior and senior . . . graded highest of any Florida lineman in 1982 game against USC when he faced All-American George Achica . . . full name: Phillip Eugene Bromley . . . **FB-MARK BROOKS (6-0, 235, Notre Dame)** . . . had 34 rushes for 131 yards and three TDs in 1984 . . . career totals include 123 rushes for 533 yards and six TDs and 13 receptions for 90 yards . . . full name: Mark Anthony Brooks . . . **RB-ORLANDO BROWN (5-10, 200, Indiana)** . . . had 250 rushing attempts for 1,068 yards and 12 TDs and 68 receptions for 514 yards and 12 TDs during career . . . scored three TDs in a game on three occasions . . . missed at least three games in each of final three seasons due to injuries . . . **TE-NICK CRNKOVICH (6-3, 238, Wabash)** . . . three-year starter who caught 104 passes for 1,216 yards and nine TDs . . . full name: Nicholas Mark Crnkovich . . . **FB-RICK DWENGER (5-10, 217, Indiana State)** . . . totaled 92 rushes for 372 yards and four TDs in 1984 . . . had 220 rushes for 904 yards and five TDs for career . . . full name: Ricky Michael Dwenger . . . **LB-GEFF GANDY (6-2, 238, Baylor)** . . . led team in senior year with 137 tackles, 63 unassisted, and two interceptions . . . career totals include 269 tackles, 132 unassisted, five loss-tackles, three interceptions and three kicks blocked . . . full name: Geff Lee Gandy . . . **WR-RANDY GRANT (5-11, 175, Illinois)** . . . caught 41 passes for 680 yards and eight TDs in 1984 . . . career totals include 50 catches for 778 yards and eight TDs . . . also returned 10 punts . . . starter as a senior . . . **LB-JAMES GROSS (6-1, 230, Maryland)** . . . two-year starter at OLB . . . totaled 138 tackles, five sacks, nine loss-tackles and one interception . . . also played on defensive line . . . bench presses 395 pounds . . . full name: James Duane Gross . . . **DB-NEIL HARRIS (6-0, 195, Nebraska)** . . . three-year starter who played at both corners . . . totaled 80 tackles, 59 unassisted, eleven pass defenses and one interception . . . played in Orange Bowl in 1983 and 1984 and Sugar Bowl in 1985 . . . full name: Neil Anthony Harris . . . **LB-LAMONTE HUNLEY (6-2, 235, Arizona)** . . . earned third-team and honorable mention All-America honors from the Football News and AP, respectively, in 1984 by notching 168 tackles, 72 unassisted, three sacks, four loss-tackles and eleven pass defenses . . . also gained All-PAC-10 first-team honors in his second year as a starter . . . career totals include 400 tackles,



FREE AGENTS

183 unassisted, 17 pass defenses and one interception . . . full name: Kenneth LaMonte Hunley . . . **LB-ORLANDO LOWRY (6-4, 230, Ohio State)** . . . two-year starter at OLB . . . totaled 127 tackles, 61 unassisted, eight loss-tackles, two sacks and one interception . . . full name: Orlando Dewey Lowry . . . **NT-JAMES MERRITTS (6-3, 264, West Virginia)** . . . was member of Cleveland's training camp in 1984 . . . played two years at Connecticut before playing final two years at West Virginia . . . played in 1984 Hall of Fame Bowl and earned All-East honorable mention honors . . . traded from Oakland (USFL) to Memphis during 1985 season full name: James Clystis Merritts . . . **CB-CARLTON PEOPLES (6-0, 181, Tennessee)** . . . had tryout with Seattle in 1983 . . . also had tryouts with Memphis and Chicago (USFL) in 1984 and Orlando in 1985 . . . two-year starter who totaled 128 tackles, 97 unassisted, six interceptions, five loss-tackles at Tennessee . . . full name: Carlton Wayne Peoples . . . **DE-ROBERT POLES (6-5, 275, Boston College)** . . . was in camp with Colts in 1984 . . . had tryouts with Seattle in 1983 and Portland (USFL) in 1984 . . . earned AP honorable mention All-America and All-East honors as junior and senior . . . totaled 169 tackles during final two seasons . . . full name: Robert James Poles . . . nicknamed "Junior" . . . **LB-ED RICHARDSON (6-2, 225, Clemson)** . . . played in 42 games, five as a starter, at Clemson . . . totaled 149 tackles, 67 unassisted, five passes broken up, two interceptions and two fumbles caused . . . full name: Edwin Raynard Richardson . . . **TE-CLEO SIMMONS (6-3, 235, Jackson State)** . . . played in eleven games with Dallas in 1983 as a special teamer and reserve tight end, after signing as a free agent . . . two-year starter at Jackson State, where he earned 1982 first-team All-SWAC honors and caught 54 passes for 894 yards and eight TDs during career . . . **C-IAN SINCLAIR (6-4, 253, Miami)** . . . fifth-year senior who started two years on offensive line . . . entered Miami as a tight end, but added 30 pounds and anchored Hurricanes offensive line . . . experienced pass blocker from a Kosar-led attack . . . native Canadian who was selected in the second round of the 1984 CFL draft by Montreal . . . full name: Ian Charles Sinclair . . . **S-ERIC SMITH (5-10, 186, SMU)** . . . totaled 198 tackles, 144 unassisted, eight interceptions, six loss-tackles and two fumble recoveries during career . . . full name: Blane Eric Smith . . . **WR-MARK SMITH (6-0, 180, North Carolina)** . . . caught 87 passes for 1,434 yards and 14 TDs during career . . . also returned 44 kickoffs for 902 yards and rushed 22 times for 90 yards . . . full name: Mark Anthony Smith . . . **RB-GARFIELD TAYLOR (6-1, 198, Kansas)** . . . had 1984 tryout with Miami . . . had 251 rushes for 1,037 yards and eleven TDs at Kansas also caught 20 passes for 158 yards and one TD . . . had 728 rushing yards (six TDs) and 14 receptions for 108 yards in 1981 . . . full name: Garfield Ernest Taylor . . . **LB-JEFF TOOTLE (6-2, 230, Mesa College)** . . . was in camp with Colts in 1984 until final cut . . . full name: Jeffery Edward Tootle . . . **CB-GENE UNDERWOOD (5-11, 175, Cal Poly-SLO)** . . . had tryout with Seattle in 1984 . . . two-year starter who totaled 104 tackles, 54 unassisted, seven interceptions and 16 pass defenses at Cal Poly . . . lettered two years in basketball, three years in track . . . full name: Gene Renea Underwood . . . **DB-TIM WASHINGTON (5-11, 187, Fresno State)** . . . totaled 54 tackles, 42 unassisted, and three interceptions in 1981 . . . returned 12 kickoffs for 235 yards during career . . . full name: Timothy Bernard Washington . . . **WR-OLIVER WILLIAMS (6-3, 195, Illinois)** . . . played under Colts' receivers coach Chip Myers at Illinois . . . caught 73 passes for 1,333 yards and 12 TDs during career . . . played in 1982



Liberty Bowl and 1984 Rose Bowl . . . full name: Oliver Lavell Williams . . . **QB-STEVE WRAY (6-2, 215, Franklin College)** . . . joined Seattle in 1983 as a free agent and spent entire season on injured reserve . . . completed 594 of 1,230 passes for 8,124 yards and 62 TDs during career . . . led all Division II players in total offense in 1981 and 1982 . . . full name: Stephen Joseph Wray . . . **LB-RON ZIOLKOWSKI (6-1, 230, James Madison)** . . . starter at fullback as a sophomore, starter at linebacker for final two seasons . . . had 73 rushes for 279 yards and two TDs in 1981 . . . totaled 182 tackles, 103 unassisted, and one interception during career . . . full name: Ronald Charles Ziolkowski.

BUILDING THE COLTS

YEAR	DRAFT	TRADE	FREE AGENTS/ WAIVERS
1979	Barry Krauss (1) Nesby Glasgow (8a)		
1980	*Curtis Dickey (1a) Ray Butler (4) Ray Donaldson (2a)		
1981	Randy McMillan (1a) Donnell Thompson (1b) Tim Sherwin (4)		
1982	Johnie Cooks (1a) Art Schlichter (1b) *Leo Wisniewski (2a) Rohn Stark (2b) *James Burroughs (3) Mike Pagel (4) *Pat Beach (6)		Larry Anderson— (Pittsburgh) Matt Bouza Greg Bracelin— (LA Raiders) Bernard Henry Mike Humiston Cliff Odom— (LA Raiders) Gary Padjen Ben Utt
1983	Vernon Maxwell (2) Phil Smith (4) Alvin Moore (7) Jim Mills (9a)	Raul Allegre (Dallas) Karl Baldischwiler (Detroit) *Chris Hinton (Denver) Tracy Porter (Detroit)	Mark Bell Mark Kafentzis *Steve Parker Tate Randle *Newton Williams— (San Francisco) Dave Young
1984	Ron Solt (1b) Blaise Winter (2) Chris Scott (3) George Wonsley (4b) Kevin Call (5b) Eugene Daniel (8) *Steve Hathaway (12)	George Radachowsky— (LA Rams)	Don Bailey Dean Biasucci Preston Davis *Ellis Gardner Mark Kirchner Frank Middleton Byron Smith Scott Virkus Brad White Vaughn Williams

*denotes on injured reserve at conclusion of the 1984 season



1984 REVIEW

1984 SEASON REVIEW

Preseason (Won 1, Lost 3)

Date	Opponent	Colts-Opp.	Record	Attendance
8/ 4	Miami	3-24 L	0- 1	37,559
8/11	NEW YORK GIANTS	26-20 W	1- 1	60,236
8/18	Denver	0-31 L	1- 2	68,951
8/25	Green Bay	17-34 L	1- 3	54,979

Regular Season (Won 4, Lost 12)

9/ 2	NEW YORK JETS	14-23 L	0- 1	60,398
9/ 9	Houston	35-21 W	1- 1	43,820
9/16	ST. LOUIS	33-34 L	1- 2	60,274
9/23	Miami	7-44 L	1- 3	55,413
9/30	BUFFALO	31-17 W	2- 3	60,032
10/ 7	WASHINGTON	7-35 L	2- 4	60,012
10/14	Philadelphia	7-16 L	2- 5	50,277
10/21	PITTSBURGH	17-16 W	3- 5	60,026
10/28	Dallas	3-22 L	3- 6	58,724
11/ 4	SAN DIEGO	10-38 L	3- 7	60,143
11/11	New York Jets	9- 5 W	4- 7	51,066
11/18	NEW ENGLAND	17-50 L	4- 8	60,009
11/25	L.A. Raiders	7-21 L	4- 9	40,289
12/ 2	Buffalo	15-21 L	4-10	20,693
12/ 9	MIAMI	17-35 L	4-11	60,411
12/16	New England	10-16 L	4-12	22,383

HOME GAMES IN CAPS

Total Home Attendance 481,305
Average Home Attendance 60,163

WEEK ONE: New York Jets 23, Colts 14

September 2, 1984

Hoosier Dome 60,398

3:00 p.m.

Five turnovers, including four lost fumbles, three of which led to New York scores, contributed to a 23-14 defeat to the Jets before a packed house in the first regular-season game in the Hoosier Dome.

Scoring Summary

C (2-4:11)—Dickey 3 yard run (Allegre kick); 84 yards in 13 plays; Colts 7, Jets 0
J (2-14:53)—Shuler 13 yard pass from Ryan (Leahy kick); 79 yards in 11 plays; Colts 7, Jets 7

J (3-5:45)—Leahy 29 yard field goal; 16 yards in 9 plays; Jets 10, Colts 7

J (3-13:09)—Shuler 8 yard pass from Ryan (kick failed); 55 yards in 8 plays; Jets 16, Colts 7

C (4-4:54)—Middleton 3 yard run (Allegre kick); 5 yards in 3 plays; Jets 16, Colts 14

J (4-13:25)—Buttle recovers fumble, runs for 4 yard touchdown (Leahy kick); 4 yards in 1 play; Jets 23, Colts 14

Jets	0	7	9	7	23
Colts	0	7	0	7	14

Team Statistics	Jets	Colts
First Downs	23	19
Rushes/Yards	45/184	30/122
Net Passing Yards	153	172
Total Net Yards	337	294
Passing (A-C-I)	29-14-2	26-17-1
Sacks-Yards	4-27	1-10
Punts-Avg.	3-47.0	5-47.0
Fumbles/Lost	2/1	4/4
Penalties	6-55	6-58
Time of Possession	35:14	24:46

Individual Leaders

Rushing—Jets: McNeil 29-112; Hector 6-23; Walker 3-30; Paige 3-6
Colts: Dickey 12-40; McMillan 8-32; Pagel 4-43; Moore 4-2

WHAT TO LOOK FOR IN 1985

Colts

★ remaining among the winningest teams in the NFL since 1953. The Colts have won 226 league games during that 32-year span. Only Cleveland (257) and the Los Angeles Rams (239) have won more games during that time period.

Mike Pagel

★ passing for the 607 yards he needs to move ahead of Earl Morrall as the third-leading passer in Colts history.
★ completing at least 50 percent of his passes for the third time in his four-year career.

Curtis Dickey and Randy McMillan

★ building on their status as one of the finest backfield tandems in the NFL. Each back has rushed for more than 2,400 yards and caught at least 100 passes while operating from the same backfield, the only duo in the league to accomplish that feat.

Curtis Dickey

★ rushing for the 591 yards he needs to pass Alan Ameche and the 1,192 yards he needs to pass Tom Matte as the Colts' third-highest career rusher.
★ getting 176 rushing attempts to move past Ameche into third-place in Colts career attempts.
★ having two 100-yard games to pass Ameche for second-place in the Colts' career 100-yard games.
★ continuing to catch passes in 76 percent of his league games.

Randy McMillan

★ rushing for the 219 yards he needs to pass Don McCauley and the 260 yards he needs to pass Jerry Hill as the Colts sixth alltime leading career rusher.
★ getting the 89 rushing attempts to become the seventh Colts player to have 700 career attempts.

Raul Allegre

★ continuing to build on his .774 field goal percentage rate, the highest of any Colts kicker in history (min. 40 FGs).
★ getting the four FGs he needs to pass Steve Myhra and 12 FGs he needs to pass Jim O'Brien for second place in Colts career FGs.

INDIANAPOLIS COLTS ALPHABETICAL ROSTER — TRAINING CAMP 1985

NUMERICAL ROSTER

No.	Name	POS.	HT.	WT.	NFL EXP.	BIRTHDATE	COLLEGE	RESIDENCE	HOW ACQ.
35W	Aikens, Carl	WR	6-1	187	R	6/ 5/62	Northern Illinois	Chicago, IL	FA-85
2W	Alles, Raul	K	5-10	165	3	6/15/59	Purdue	Austin, TX	TR-83
36B	Anderson, Don	CB	5-10	185	R	7/ 8/63	Texas	West Lafayette, IN	D2-85
30B	Anderson, Larry	SS	5-11	194	8	9/25/56	Louisiana Tech	Shreveport, LA	W-82
8W	Basso, Phil	QB	6-1	175	R	4/27/61	Liberty Baptist	Hialeah, FL	FA-85
61W	Bailey, Don	C	6-4	257	2	3/24/61	Miami	Miami, FL	FA-84
72W	Baldschwieler, Karl	OT	6-5	260	7	1/19/56	Oklahoma	Oklahoma City, OK	TR-83
81W	Beach, Pat	TE	6-4	243	3	12/18/59	Washington State	Indianapolis, IN	FA-85
48W	Bell, Mark	T	6-5	246	6	7/30/57	Colorado State	Wichita, KS	FA-83
5W	Biasucci, Dean	K	6-0	188	2	7/25/62	West Carolina	Miramar, FL	FA-84
50B	Bickett, Duane	LB	6-5	232	R	12/ 1/62	Southern Carolina	Los Angeles, CA	D1-85
62W	Blackburn, Drew	G	6-4	265	R	3/3/62	Mississippi College	Decatur, MS	FA-85
85W	Bouza, Matt	WR	6-3	209	4	4/ 8/59	California	Orcutt, CA	FA-82
46W	Boyer, Mark	TE	6-4	232	R	9/16/62	Southern California	Huntington, CA	D9-85
52B	Bracelin, Greg	LB	6-1	216	6	4/16/62	California	Aurora, CO	W-82
54W	Bromley, Phil	C	6-2	255	R	11/18/62	Florida	Jackson, MI	FA-85
29W	Brooks, Merf	FB	6-0	235	R	5/15/63	Notre Dame	Cincinnati, OH	FA-85
68B	Broughton, Willie	DE	6-5	245	R	9/ 9/64	Indiana	Fort Pierce, FL	D4-85
20W	Brown, Orlando	RB	5-0	200	1	12/31/62	Miami	Memphis, TN	FA-85
71B	Brown, Ray	DE	6-4	260	1	8/28/61	Clemson	Rome, GA	FA-85
79W	Burnette, David	OT	6-6	278	R	3/24/61	Central Arkansas	Conway, AS	D12-85
45B	Burroughs, James	CB	6-1	187	4	1/21/58	Michigan State	Pahokee, FL	D3-82
80W	Butler, Ray	WR	6-3	197	6	6/28/56	Southern California	Lake Jackson, TX	D4-80
73W	Call, Kevin	OT	6-7	289	2	11/13/61	Colorado State	Fort Collins, CO	D5b-84
74W	Caron, Roger	OT	6-5	270	R	6/ 3/62	Harvard	Boston, MA	D5-85
98B	Cooks, Johnie	LB	6-4	243	4	11/23/58	Mississippi State	Leland, MS	D1a-82
41W	Crnkovich, Nick	TE	6-3	238	4	4/ 7/63	Wabash	Highland, IN	FA-85
38B	Daniel, Eugene	CB	5-11	179	2	5/ 4/61	Louisiana State	Baton Rouge, LA	D8-84
27B	Davis, Preston	CB	5-11	180	2	3/10/62	Baylor	Waco, TX	FA-84
33W	Dickey, Curtis	RB	6-0	222	6	11/27/58	Texas A&M	Bryan, TX	D1a-80

1B	Wyatt Henderson	CB
1W	Bryan Myers	P
2W	Raul Allegre	K
3W	Rohn Stark	K
5W	Dean Biasucci	K
8W	Phil Basso	QB
10W	Art Schlichter	QB
12W	Steve Wray	QB
18W	Mike Pagel	QB
20B	Carlton Peoples	CB
20W	Orlando Brown	RB
21B	George Radachowsky	DB
21W	Ricky Nichols	WR
23B	Neil Harris	DB
23W	Alvin Moore	RB
25B	Nesby Glasgow	S
25W	Garfield Taylor	S
26B	Eric Smith	S
27B	Preston Davis	CB
27W	Rick Dwenger	FB
28W	Mark Smith	WR
29B	Mark Kafentzis	S
29W	Mark Brooks	FB
30B	Larry Anderson	SS
30W	Randy Grant	WR
31B	Tim Washington	DB
31W	James Harbour	WR
32W	Randy McMillan	FB
33W	Curtis Dickey	RB
34W	Gene Underwood	CB
34W	Gene Underwood	CB

NATIONAL FOOTBALL LEAGUE

410 Park Ave., New York, N.Y. 10022
(212) 758-1500

Commissioner	Pete Rozelle
Executive Director	Don Weiss
Counsel to the Commissioner	Jay Moyer
Director of Operations	Jan Van Duser
Director of Administration	Joe Rhein
Director of Public Relations	Jim Heffernan
Broadcast Coordinator	Val Pinchbeck, Jr.
Director of Security	Warren Welsh
Director of Personnel	Joel Bussert
Supervisor of Officials	Art McNally
AFC President	Lamar Hunt
Asst. to AFC President	Al Ward
NFC President	Wellington Mara
Asst. to NFC President	Bill Granholm
NFL Director of Information	Joe Brown
AFC Director of Information	Pete Abitante
NFC Director of Information	Dick Maxwell

NFL PUBLIC RELATIONS DIRECTORS American Football Conference

Buffalo	L. Budd Thalman	(716) 648-1800
Cincinnati	Al Heim	(513) 621-3550
Cleveland	Kevin Byrne	(216) 696-5555
Denver	Jim Saccamono	(303) 296-1982
Houston	Bob Hyde	(713) 977-9111
Kansas City	Bob Sprenger	(816) 924-9300
Los Angeles Raiders	Tom Grimes	(213) 322-3451
Miami	Chip Namias	(305) 576-1000
New England	David Wintergrass	(617) 543-7911
New York Jets	Frank Ramos	(212) 421-6600
Pittsburgh	Joe Gordon	(412) 323-1200
San Diego	Rick Smith	(619) 280-2111
Seattle	Gary Wright	(206) 827-9777

National Football Conference

Atlanta	Charlie Dayton	(404) 588-1111
Chicago	Ken Valdiserri	(312) 295-6600
Dallas	Doug Todd	(214) 369-8000
Detroit	George Heddeleston	(313) 335-4131
Green Bay	Lee Remmel	(414) 494-2351
Los Angeles Rams	Pete Donovan	(714) 535-7267
Minnesota	Merrill Swanson	(612) 828-6500
New Orleans	Greg Suit	(504) 733-6147
New York Giants	Ed Croke	(201) 935-8111
Philadelphia	Ed Wisneski	(215) 463-2500
St. Louis	Mike Menchel	(314) 421-0777
San Francisco	Jerry Walker	(415) 365-3420
Tampa Bay	Rick Odioso	(813) 870-2700
Washington	Charlie Taylor	(703) 471-9100

Other Public Relations Contacts

Elias Sports Bureau	Seymour Siwoff	(212) 869-1530
Management Council	Jim Miller	(212) 832-2260
Hall of Fame	Don Smith	(216) 456-8207
ABC-TV	Irv Brodsky	(212) 887-6397
NBC-TV	Thomas Merritt	(212) 664-2014
CBS-TV	Jay Rosenstein	(212) 975-6664

INDIANAPOLIS COLTS ALPHABETICAL ROSTER—TRAINING CAMP 1985

NUMERICAL ROSTER

No.	Name	POS.	HT.	WT.	NFL EXP.	BIRTHDATE	COLLEGE	RESIDENCE	HOW ACQ.
35W	Aikens, Carl	WR	6-1	187	R	6/ 5/62	Northern Illinois	Chicago, IL	FA-85
2W	Allegre, Raul	K	5-10	165	3	6/15/59	Texas	Austin, TX	TR-83
36B	Anderson, Don	CB	5-10	185	R	7/ 8/63	Purdue	West Lafayette, IN	D2-85
30B	Anderson, Larry	SS	5-11	194	8	9/25/56	Louisiana Tech	Shreveport, LA	W-82
8W	Basso, Phil	QB	6-1	175	R	4/27/61	Liberty Baptist	Hialeah, FL	FA-85
61W	Bailey, Don	C	6-4	257	2	3/24/61	Miami	Miami, FL	FA-84
72W	Baldischwiler, Karl	OT	6-5	260	7	1/19/56	Oklahoma	Oklahoma City, OK	TR-83
81W	Beach, Pat	TE	6-4	243	3	12/18/59	Washington State	Indianapolis, IN	D6-82
48W	Bell, Mark	TE	6-5	246	6	8/30/57	Colorado State	Wichita, KS	FA-83
5W	Biasucci, Dean	K	6-0	188	2	7/25/62	West Carolina	Miramar, FL	FA-84
50B	Bickett, Duane	LB	6-5	232	R	12/ 1/62	Southern Carolina	Los Angeles, CA	D1-85
62W	Blackburn, Drew	G	6-4	265	R	3/31/62	Mississippi College	Decatur, MS	FA-85
85W	Bouza, Matt	WR	6-3	209	4	4/ 8/59	California	Orinda, CA	FA-82
46W	Boyer, Mark	TE	6-4	232	R	9/16/62	Southern California	Huntington, CA	D9-85
52B	Bracelin, Greg	LB	6-1	216	6	4/16/57	California	Aurora, CO	W-82
54W	Bromley, Phil	C	6-2	255	R	11/18/62	Florida	Jackson, MI	FA-85
29W	Brooks, Mark	FB	6-0	235	R	5/15/63	Notre Dame	Cincinnati, OH	FA-85
68B	Broughton, Willie	DE	6-5	245	R	9/ 9/64	Miami	Fort Pierce, FL	D4-85
20W	Brown, Orlando	RB	5-10	200	1	12/31/62	Indiana	Memphis, TN	FA-85
71B	Brown, Ray	DE	6-4	260	1	8/28/61	Clemson	Rome, GA	FA-85
79W	Burnette, David	OT	6-6	278	R	3/24/61	Central Arkansas	Conway, AS	D12-85
45B	Burroughs, James	CB	6-1	187	4	1/21/58	Michigan State	Pahokee, FL	D3-82
80W	Butler, Ray	WR	6-3	197	6	6/28/56	Southern California	Lake Jackson, TX	D4-80
73W	Call, Kevin	OT	6-7	289	2	11/13/61	Colorado State	Fort Collins, CO	D5B-84
74W	Caron, Roger	OT	6-5	270	R	6/ 3/62	Harvard	Boston, MA	D5-85
98B	Cooks, Johnie	LB	6-4	243	4	11/23/58	Mississippi State	Leland, MS	D1a-82
41W	Crnkovich, Nick	TE	6-3	238	R	4/ 7/63	Wabash	Highland, IN	FA-85
38B	Daniel, Eugene	CB	5-11	179	2	5/ 4/61	Louisiana State	Baton Rouge, LA	D8-84
27B	Davis, Preston	CB	5-11	180	2	3/10/62	Baylor	Waco, TX	FA-84
33W	Dickey, Curtis	RB	6-0	222	6	11/27/58	Texas A&M	Bryan, TX	D1a-80
53W	Donaldson, Ray	C	6-4	273	6	5/17/58	Georgia	Rome, GA	D2a-80
27W	Dwenger, Rick	FB	5-10	217	R	5/12/61	Indiana State	Columbus, IN	FA-85
54B	Gandy, Geff	LB	6-2	238	1	5/ 1/60	Baylor	Boerne, TX	FA-85
65W	Gardner, Ellis	OG	6-5	250	3	9/16/61	Georgia Tech	Indianapolis, IN	FA-84
25B	Glasgow, Nesby	S	5-10	180	7	4/15/57	Washington	Indianapolis, IN	D8a-79
30W	Grant, Randy	WR	5-11	175	R	6/ 2/63	Illinois	Livermore, CA	FA-85
53B	Gross, James	LB	6-1	230	1	11/ 7/61	Maryland	College Park, MD	FA-85
31W	Harbour, James	WR	6-0	190	R	11/10/62	Mississippi	Oxford, MS	D7-85
23B	Harris, Neil	DB	6-0	195	R	2/12/62	Nebraska	Lincoln, NB	FA-85
58B	Hathaway, Steve	LB	6-4	238	2	4/26/62	West Virginia	Morgantown, WV	D12-84
1B	Henderson, Wyatt	CB	5-10	183	2	11/10/56	Fresno State	Los Angeles, CA	FA-85
88W	Henry, Bernard	WR	6-1	180	4	4/ 9/60	Arizona State	Los Angeles, CA	FA-82
75W	Hinton, Chris	G	6-4	283	3	7/31/61	Northwestern	Robbins, IL	TR-83
57B	Humiston, Mike	LB	6-3	240	5	1/ 8/59	Weber State	Tumwater, WA	FA-82
48B	Hunley, LaMonte	LB	6-2	235	R	1/31/63	Arizona	Tucson, AZ	FA-85
29B	Kafentzis, Mark	S	5-10	200	4	6/30/58	Hawaii	Indianapolis, IN	FA-83
63W	Kirchner, Mark	OT	6-3	261	3	10/19/59	Baylor	Indianapolis, IN	FA-84
55B	Krauss, Barry	LB	6-3	249	7	3/17/57	Alabama	Indianapolis, IN	D1-79
59B	Lowry, Orlando	LB	6-4	230	R	8/14/61	Ohio State	Shaker Heights, OH	FA-85
56B	Maxwell, Vernon	LB	6-2	238	3	10/25/61	Arizona State	Carson, CA	D2-83
32W	McMillan, Randy	FB	6-0	212	5	12/17/58	Pittsburgh	Timonium, MD	D1a-81
97B	Merritts, James	NT	6-3	264	1	3/22/64	West Virginia	Hollidaysburg, PA	FA-85
43W	Middleton, Frank	RB	5-11	201	2	10/28/60	Florida A&M	Tallahassee, FL	FA-84
76W	Mills, Jim	OT	6-9	281	3	9/23/61	Hawaii	Vancouver, B.C.	D9a-83
23W	Moore, Alvin	RB	6-0	198	3	5/30/59	Arizona State	Casa Grande, AZ	D7-83
21W	Nichols, Ricky	WR	5-10	180	R	7/27/62	East Carolina	Chesapeake, VA	D8-85
37W	O'Brien, Chuck	WR	5-9	178	R	9/17/61	Eastern New Mexico	Bakersfield, CA	FA-85
93B	Odom, Cliff	LB	6-2	235	5	9/15/58	Texas-Arlington	Arlington, TX	W-82
90B	Padjen, Gary	LB	6-2	241	4	7/ 2/58	Arizona State	Indianapolis, IN	FA-82
18W	Pagel, Mike	QB	6-2	205	4	9/13/60	Arizona State	Phoenix, AR	D4-82
78B	Parker, Steve	DE	6-3	262	3	9/21/59	Eastern Illinois	Toronto, ONT.	FA-83
20B	Peoples, Carlton	CB	6-0	181	R	11/ 9/60	Tennessee	Memphis, TN	FA-85
67B	Pinesett, Andre	DE	6-2	245	R	7/25/61	Cal. St.-Fullerton	Los Angeles, CA	D10-85
79B	Poles, Robert	DE	6-5	275	1	2/24/61	Boston College	Rochester, NY	FA-85
87W	Porter, Tracy	WR	6-2	202	5	6/ 1/59	Louisiana State	Baton Rouge, LA	TR-83
21B	Radachowsky, George	DB	5-11	178	2	9/ 7/62	Boston College	Danbury, CT	TR-84
35B	Randle, Tate	S	6-0	196	4	8/15/59	Texas Tech	Lubbock, TX	FA-83
60B	Richardson, Ed	LB	6-2	225	R	11/ 9/61	Clemson	Thomasville, NC	FA-85
10W	Schlichter, Art	QB	6-3	210	3	4/25/60	Ohio State	Indianapolis, IN	D1b-82
95B	Scott, Chris	DE	6-5	253	2	12/11/61	Purdue	Indianapolis, IN	D3-84
83W	Sherwin, Tim	TE	6-6	245	5	5/ 4/58	Boston College	Indianapolis, IN	D4-81
49W	Simmons, Cleo	TE	6-3	235	2	10/21/60	Jackson State	Richardson, TX	FA-85
51W	Sinclair, Ian	C	6-4	253	R	7/22/60	Miami	Miami, FL	FA-85
91B	Smith, Byron	DE	6-5	264	2	12/21/62	California	Los Angeles, CA	FA-85
26B	Smith, Eric	S	5-10	186	1	12/22/59	Southern Methodist	Houston, TX	FA-85
28W	Smith, Mark	WR	6-0	180	R	4/ 4/62	North Carolina	Fayetteville, NC	FA-85
86W	Smith, Phil	WR	6-3	188	3	4/28/61	San Diego State	Compton, CA	D4-83
66W	Solt, Ron	OG	6-3	275	2	5/19/62	Maryland	Wilkes-Barre, PA	D1b-84
3W	Stark, Rohn	P	6-3	203	4	6/ 4/59	Florida State	Indianapolis, IN	D2b-82
25W	Taylor, Garfield	RB	6-1	198	1	2/ 3/61	Kansas	Miami, FL	FA-85
99B	Thompson, Donnell	LB	6-5	263	5	10/27/58	North Carolina	Chapel Hill, NC	D1b-81
49B	Toolte, Jeff	DE	6-2	230	1	8/29/62	Mesa Collage	Aurora, CO	FA-85
34B	Underwood, Gene	CB	5-11	175	1	1/ 6/61	Cal Poly-SLO	Merced, CA	FA-85
64W	Utt, Ben	OG	6-5	280	4	6/13/59	Georgia Tech	Indianapolis, IN	FA-82
94B	Virkus, Scott	DE	6-5	248	3	9/ 7/59	San Francisco CC	Rochester, NY	FA-84
31B	Washington, Tim	DB	5-11	187	R	11/ 7/59	Fresno State	Fresno, CA	FA-85
92B	White, Brad	OT	6-2	260	5	8/18/58	Tennessee	Knoxville, TN	FA-84
39W	Williams, Newton	FB	5-10	219	3	5/19/59	Arizona State	Charlotte, NC	W-83
36W	Williams, Oliver	WR	6-3	195	1	10/17/60	Illinois	Los Angeles, CA	FA-85
40B	Williams, Vaughn	DB	6-2	193	2	12/14/61	Stanford	Auburn, WA	FA-84
96B	Winter, Blaise	DE	6-3	262	2	1/31/62	Syracuse	Blauvelt, NY	D2-84
69B	Wisniewski, Leo	NT	6-1	259	4	11/ 6/59	Penn State	Tampa, FL	D2a-82
34W	Wonsley, George	RB	6-0	212	2	11/23/60	Mississippi State	Moss Point, MS	D4b-84
12W	Wray, Steve	QB	6-2	215	1	1/29/60	Franklin (Ind.)	Plainfield, IN	FA-85
37B	Young, Anthony	SS	6-0	187	R	10/ 8/63	Temple	Philadelphia, PA	D3-85
47W	Young, Dave	TE	6-5	243	4	2/ 9/59	Purdue	Indianapolis, IN	FA-83
51B	Ziolkowski, Ron	LB	6-1	230	1	4/ 5/62	James Madison	Pittsburgh, PA	FA-85
1B	Wyatt Henderson	CB							
1W	Bryan Myers	P							
2W	Raul Allegre	K							
3W	Rohn Stark	P							
5W	Dean Biasucci	K							
8W	Phil Basso	QB							
10W	Art Schlichter	QB							
12W	Steve Wray	QB							
18W	Mike Pagel	QB							
20B	Carlton Peoples	CB							
20W	Orlando Brown	RB							
21B	George Radachowsky	DB							
21W	Ricky Nichols	DB							
23B	Neil Harris	WR							
23W	Alvin Moore	RB							
25B	Nesby Glasgow	S							
25W	Garfield Taylor	RB							
26B	Eric Smith	S							
27B	Preston Davis	CB							
27W	Rick Dwenger	FB							
28W	Mark Smith	WR							
29B	Mark Kafentzis	S							
29W	Mark Brooks	FB							
30B	Larry Anderson	SS							
30W	Randy Grant	WR							
31B	Tim Washington	DB							
31W	James Harbour	WR							
32W	Randy McMillan	FB							
33W	Curtis Dickey	RB							
34B	Gene Underwood	CB							
34W	George Wonsley	RB							
35B	Tate Randle	S							
35W	Carl Aikens	WR							
36B	Don Anderson	CB							
36W	Oliver Williams	WR							
37B	Anthony Young	SS							
37W	Chuck O'Brien	WR							
38B	Eugene Daniel	CB							

IMPORTANT DATES

1985

March 31-April 2	Quarterback School I
April 2-5	Mini-Camp I
April 30	NFL Draft
May 12-14	Quarterback School II
May 15-17	Mini-Camp II
June 1-3	Quarterback School III (including centers, running backs and receivers)
July 19	Quarterbacks, rookies, free agents, injured veterans report to training camp (Anderson College)
July 26	Veterans report to training camp
August 9-10	First Weekend of preseason games
August 20	Roster cut to 60 players
August 23	Break training camp
August 27	Roster cut to 50 players
August 30-31	Fourth weekend of preseason games
September 2	Roster cut to 45 players
September 8	Regular season opens
October 15	Trading deadline
December 22	Regular season finale
December 29	Wild Card games

1986

January 4-5	Divisional Playoffs
January 12	AFC & NFC Championship games
January 26	Super Bowl XX at New Orleans, LA
February 2	Pro Bowl at Honolulu, Hawaii

TRAINING CAMP INFORMATION

The Colts will hold their 1985 training camp at Anderson College in Anderson, Indiana. The college is located on 3rd Street (left) off of Scatterfield Road (109 By-Pass) which may be reached off Interstate 69. The Colts' public relations office will be located on the first floor of Smith Dormitory on the right hand side of 3rd Street. The public relations staff may be reached at (317) 649-2200.



Passing—Jets: Ryan 29-14-163-2-2

Colts: Pagel 26-17-199-0-1

Receiving—Jets: Gaffney 5-73; Walker 3-39; Shuler 3-30

Colts: Porter 4-51; Butler 3-34; McMillan 2-39; Sherwin 2-33

WEEK TWO: Colts 35, Houston 21

September 9, 1984

Astrodome 45,820

3:00 p.m.

The Colts turned in an impressive performance against pass-happy Houston, as QB Mike Pagel was awarded the AFC's Offensive Player of the Week. Pagel passed for 215 yards and three touchdowns while completing 15 of 20 passes. Pagel also rushed for a six-pointer, while the Colts defense held off a passing barrage (23 of 43, 365 yards) by sacking QB Warren Moon of the Oilers four times.

Scoring Summary

H (1-7:19)—Campbell 2 yard run (Kempf kick); 74 yards in 9 plays; Oilers 7, Colts 0

C (2-2:07)—Pagel 1 yard run (Biasucci kick); 70 yards in 5 plays; Oilers 7, Colts 7

H (2-6:20)—Campbell 15 yard run (Kempf kick); 80 yards in 8 plays; Oilers 14, Colts 7

C (2-9:05)—Dickey 9 yard run (Biasucci kick); 70 yards in 8 plays; Oilers 14, Colts 14

C (2-13:48)—Butler 31 yard pass from Pagel (Biasucci kick); 85 yards in 7 plays;

Colts 21, Oilers 14

C (3-9:13)—Butler 14 yard pass from Pagel (Biasucci kick); 39 yards in 8 plays;

Colts 28, Oilers 14

H (4-4:08)—Campbell 1 yard run (Kempf kick); 74 yards in 10 plays; Colts 28, Oilers 21

C (4-9:02)—Porter 33 yard pass from Pagel (Biasucci kick); 70 yards in 9 plays;

Colts 35, Oilers 21

Colts	0	21	7	7	35
Oilers	7	7	0	7	21

Team Statistics	Oilers	Colts
First Downs	24	24
Rushes/Yards	20/72	48/168
Net Passing Yards	343	215
Total Net Yards	415	383
Passing (A-C-I)	43-23-0	20-15-0
Sacks-Yards	0-0	4-22
Punts-Avg.	6-37.2	5-38.8
Fumbles/Lost	2/1	0/0
Penalties	7-77	6-58
Time of Possession	28:13	31:47

Individual Leaders

Rushing—Colts: Dickey 22-84; McMillan 14-46; Pagel 7-26

Oilers: Campbell 15-44; Moriarty 3-20; Moon 2-8

Passing—Colts: Pagel 20-15-215-3-0

Oilers: Moon 43-23-365-0-0

Receiving—Colts: Porter 6-91; Butler 5-74; Dickey 2-27

Oilers: Holston 7-98; Smith 6-102; Williams 3-63

WEEK THREE: St. Louis 34, Colts 33

September 16, 1984

Hoosier Dome 60,274

12:00 Noon

The Colts came up one point short against a tough St. Louis team when PK Neil O'Donoghue booted a 46-yard field goal with seven seconds remaining to stake the Cards to a 34-33 action-packed victory. RB Curtis Dickey rushed for 121 yards on 23 carries and WR Tracy Porter snared four passes for 120 yards, both Colts season highs. The Colts snared three Neil Lomax passes, including two by CB James Burroughs. WR/KOR Phil Smith returned a kickoff 96 yards for a TD, the first KOR for a touchdown by a Colt since Joe Washington returned one 90 yards on September 18, 1978.

Scoring Summary

C (1-13:30)—Dickey 10 yard run (Biasucci kick); 71 yards in 9 plays; Colts 7, Cardinals 0

StL (2-2:49)—Anderson 10 yard run (O'Donoghue kick); 24 yards in 2 plays; Colts 7, Cardinals 7

StL (2-7:48)—L. Smith 25 yard interception return (O'Donoghue kick); 25 yards in 1 play; Cardinals 14, Colts 7



1984 REVIEW

- C (2-9:37)—Porter 63 yard pass from Dickey (Biasucci kick); 85 yards in 3 plays; Colts 14, Cardinals 14
 C (2-14:54)—Biasucci 21 yard field goal; 77 yards in 6 plays; Colts 17, Cardinals 14
 C (3-11:23)—Biasucci 50 yard field goal; 67 yards in 14 plays; Colts 20, Cardinals 14
 StL (3-14:55)—O'Donoghue 47 yard field goal; 45 yards in 7 plays; Colts 20, Cardinals 17
 C (3-15:00)—P. Smith 96 yard kickoff return; (kick failed); 96 yards in 1 play; Colts 26, Cardinals 17
 StL (4-1:22)—Green 47 yard pass from Lomax (O'Donoghue kick); 76 yards in 3 plays; Colts 26, Cardinals 24
 C (4-7:39)—Young 5 yard pass from Pagel (Biasucci kick); 4 yards in 3 plays; Colts 33, Cardinals 24
 StL (4-11:32)—Green 56 yard pass from Lomax (O'Donoghue kick); 80 yards in 2 plays; Colts 33, Cardinals 31
 StL (4-14:53)—O'Donoghue 46 yard field goal; 43 yards in 7 plays; Cardinals 34, Colts 33

Cardinals	0	14	3	17	34
Colts	7	10	9	7	33

Team Statistics	Cardinals	Colts
First Downs	19	22
Rushes/Yards	26/132	38/189
Net Passing Yards	265	210
Total Net Yards	397	399
Passing (A-C-I)	39-16-3	26-12-2
Sacks-Yards	4-26	1-5
Punts-Avg.	6-42.8	6-44.7
Fumbles/Lost	3/0	4/1
Penalties	8-60	7-50
Time of Possession	28:05	31:55

Individual Leaders

- Rushing—Cardinals: Anderson 23-119; Ferrell 3-13
 Colts: Dickey 23-121; McMillan 11-40; Pagel 2-21; Wonsley 2-7
 Passing—Cardinals: Lomax 39-16-270-2-3
 Colts: Pagel 25-11-173-1-2; Dickey 1-1-63-1-0
 Receiving—Cardinals: Green 8-183; Anderson 4-32; Tilley 2-33; Marsh 2-22
 Colts: Porter 4-120; Young 3-40; Bouza 2-43; Butler 1-15; Moore 1-9; Dickey 1-9

WEEK FOUR: Miami 44, Colts 7

September 23, 1984

Orange Bowl 55,415

4:00 p.m.

The Colts dropped to 1-3 on the year as the Miami Dolphins scored 37 unanswered points following a 7-7 deadlock, en route to a 44-7 victory. Dolphin WR Mark Duper caught seven passes for 173 yards and two touchdowns. RB Curtis Dickey of the Colts led all rushers with 77 yards on 15 carries. P Rohn Stark boomed a 72-yard punt, the longest of his career. But the Dolphins defense clamped-down in the second half, as the Colts could manage only 23 yards of total offense.

Scoring Summary

- D (1-12:02)—P. Johnson 1 yd. run (Von Schamann kick); 82 yards in 12 plays; Dolphins 7, Colts 0
 C (2-2:17)—Young 5 yard pass from Pagel (Biasucci kick); 80 yards in 13 plays; Dolphins 7, Colts 7
 D (2-2:41)—Duper 80 yard pass from Marino (kick failed); 80 yards in 2 plays; Dolphins 13, Colts 7
 D (2-7:39)—Von Schamann 27 yard field goal; 14 yards in 5 plays; Dolphins 16, Colts 7
 D (2-14:01)—Duper 5 yard pass from Marino (Von Schamann kick); 62 yards in 10 plays; Dolphins 23, Colts 7
 D (3-5:07)—McNeal 11 yard interception return (Von Schamann kick); 11 yards in 1 play; Dolphins 30, Colts 7
 D (3-14:12)—Bennett 4 yard run (Von Schamann kick); 31 yards in 2 plays; Dolphins 37, Colts 7
 D (4-5:03)—Bennett 1 yard run (Von Schamann kick); 56 yards in 10 plays; Dolphins 44, Colts 7

Colts	0	7	0	0	7
Dolphins	7	16	14	7	44

Team Statistics	Dolphins	Colts
First Downs	23	15

1984 REVIEW



Rushes/Yards	40/139	30/152
Net Passing Yards	260	71
Total Net Yards	399	223
Passing (A-C-I)	30-15-0	24-11-3
Sacks-Yards	6-43	0-0
Punts-Avg.	3-53.0	8-50.0
Fumbles/Lost	3/1	1/1
Penalties	1-5	5-49
Time of Possession	33:06	26:54

Individual Leaders

Rushing—Dolphins: Carter 16-68; Bennett 7-36; P. Johnson 11-20; Nathan 3-13; Moore 1-3; Strock 1-0; Marino 1-(1)
 Colts: Dickey 15-77; McMillan 13-67; Schlichter 1-7; Middleton 1-1
 Passing—Dolphins: Marino 29-14-257-2-0; Strock 1-1-3-0-0
 Colts: Pagel 15-8-104-1-2; Schlichter 9-3-10-0-1
 Receiving—Dolphins: Duper 7-173; Cefalo 2-23; Nathan 2-17; Rose 2-13; Bennett 1-20; Jensen 1-14
 Colts: Young 4-46; Butler 3-36; Porter 2-26; Dickey 2-6

WEEK FIVE: Colts 31, Buffalo 17

September 30, 1984

Hoosier Dome 60,032

12:00 Noon

The Colts posted their first victory in Indianapolis with a 21-point second half blitz to defeat the Bills 31-17. FB Randy McMillan led the charge by gaining 108 of his 114 rushing yards after intermission, including 10 and 31-yard scoring runs. QB Mike Pagel opened the scoring with a 7-yard toss to Ray Butler, the fourth consecutive game in which he threw a touchdown pass. S Mark Kafentzis closed out the scoring with a 59-yard interception return, the lone scoring theft by the Colts in 1984.

Scoring Summary

C (1-8:19)—Butler 7 yard pass from Pagel (Biasucci kick); 76 yards in 11 plays; Colts 7, Bills 0
 B (2-2:02)—Danelo 23 yard field goal; 60 yards in 13 plays; Colts 7, Bills 3
 B (2-7:05)—Dufek 11 yard run (Danelo kick); 75 yards in 6 plays; Bills 10, Colts 7
 C (2-14:57)—Biasucci 43 yard field goal; 55 yards in 4 plays; Bills 10, Colts 10
 B (3-6:07)—Dennard, 4 yard pass from Dufek (Danelo kick); 29 yards in 9 plays; Bills 17, Colts 10
 C (3-13:37)—McMillan 10 yard run (Biasucci kick); 67 yards in 5 plays; Bills 17, Colts 17
 C (4-5:24)—McMillan 31 yard run (Biasucci kick); 96 yards in 7 plays; Colts 24, Bills 17
 C (4-8:22)—Kafentzis 59 yard interception return (Biasucci kick); 59 yards in 1 play; Colts 31, Bills 17

Bills	0	10	7	0	17
Colts	7	3	7	14	31

Team Statistics	Bills	Colts
First Downs	23	21
Rushes/Yards	39/179	34/188
Net Passing Yards	169	142
Total Net Yards	348	330
Passing (A-C-I)	35-15-3	23-14-0
Sacks-Yards	1-10	5-35
Punts-Avg.	5-50.0	5-46.6
Fumbles/Lost	0/0	1/1
Penalties	7-55	7-45
Time of Possession	34:32	25:28

Individual Leaders

Rushing—Bills: Bell 29-144; Neal 9-24; Dufek 1-11
 Colts: McMillan 16-114; Dickey 14-72; Pagel 3-9; P. Smith 1-7
 Passing—Bills: Dufek 35-15-204-1-3; Kofler 0-0-0-0-0
 Colts: Pagel 23-14-152-1-0
 Receiving—Bills: Franklin 5-91; Dennard 3-37; Brookins 2-32; Dawkins 2-27
 Colts: Butler 6-60; Porter 4-47; McMillan 2-28; Young 1-9; Dickey 1-8.

WEEK SIX: Washington 35, Colts 7

October 7, 1984

Hoosier Dome 60,012

12:00 Noon

A close game in the first quarter soon turned in the Redskins' favor when WR Art Monk hauled in three touchdown receptions to give the defending



1984 REVIEW

NFC Champions a 28-7 halftime lead. The Colts penetrated Washington territory only once after their first quarter score, and were outgained 446 to 186 for the game. The Redskins controlled the ball for 39:16 to the Colts' 20:44. WR Ray Butler caught four passes for 56 yards, and RB Alvin Moore, subbing for an injured Curtis Dickey, rushed nine times for 31 yards.

Scoring Summary

R (1-5:59)—Monk 10 yard pass from Theismann (Moseley kick); 42 yards in 4 plays; Redskins 7, Colts 0
 C (1-11:40)—A. Moore 2 yard run (Allegre kick); 19 yards in 4 plays; Redskins 7, Colts 7
 R (2-5:28)—Monk 48 yard pass from Theismann (Moseley kick); 74 yards in 5 plays; Redskins 14, Colts 7
 R (2-13:06)—Riggins 1 yard run (Moseley kick); 84 yards in 8 plays; Redskins 21, Colts 7
 R (2-14:23)—Monk 16 yard pass from Theismann (Moseley kick); 28 yards in 5 plays; Redskins 28, Colts 7
 R (3-11:10)—McGrath 11 yard pass from Theismann (Moseley kick); 56 yards in 13 plays; Redskins 35, Colts 7

Redskins	7	21	7	0	35
Colts	7	0	0	0	7

Team Statistics	Redskins	Colts
First Downs	25	12
Rushes/Yards	49/178	20/71
Net Passing Yards	268	115
Total Net Yards	446	186
Passing (A-C-I)	22-18-1	29-11-2
Sacks-Yards	5-39	1-6
Punts-Avg.	3-33.6	7-47.9
Fumbles/Lost	3/1	0/0
Penalties	7-48	1-8
Time of Possession	39:16	20:44

Individual Leaders

Rushing—Redskins: Riggins 19-94; Griffin 14-44; Kane 13-40; Theismann 1-4; Hart 2- (-4)
 Colts: A. Moore 9-31; McMillan 7-19; Schlichter 1-10; Wonsley 1-8; Dickey 2-3
 Passing—Redskins: Theismann 20-17-267-4-1; Hart 2-1-7-0-0
 Colts: Pagel 23-10-140-0-2; Schlichter 6-1-14-0-0
 Receiving—Redskins: Monk 8-141; McGrath 7-82; Didier 1-37; Warren 1-7; Kane 1-7
 Colts: Butler 4-56; Porter 2-44; Young 2-36; McMillan 2-14; Moore 1-4

WEEK SEVEN: Philadelphia 16, Colts 7

October 14, 1984

Veterans Stadium 50,277

1:00 p.m.

Missing starting RB Curtis Dickey and OT Chris Hinton, the Colts' rushing attack, ranked first in the AFC entering the contest, totaled 127 yards in a 16-7 loss to Philadelphia. Eagles QB Ron Jaworski turned in a 194-yard passing performance in the first half to stake his team to a 13-0 lead. RB Randy McMillan had the only Colts' score, a 1-yard run in the fourth quarter. McMillan rushed for 75 yards on 16 carries. For the third consecutive game the Colts controlled the ball at least nine minutes less than did their opposition.

Scoring Summary

E (1-13:31)—Quick 6 yard pass from Jaworski (McFadden kick); 65 yards in 11 plays; Eagles 7, Colts 0
 E (2-4:51)—McFadden 34 yard field goal; 66 yards in 9 plays; Eagles 10, Colts 0
 E (2-14:50)—McFadden 32 yard field goal; 34 yards in 10 plays; Eagles 13, Colts 0
 C (4-2:33)—McMillan 1 yard run (Allegre kick); 58 yards in 7 plays; Eagles 13, Colts 7
 E (4-12:45)—McFadden 33 yard field goal; 51 yards in 9 plays, Eagles 16, Colts 7

Colts	0	0	0	7	7
Eagles	7	6	0	3	16

Team Statistics	Eagles	Colts
First Downs	19	13
Rushes/Yards	27/49	33/127
Net Passing Yards	252	72
Total Net Yards	301	199
Passing (A-C-I)	43-29-1	22-11-1
Sacks-Yards	5-30	2-17
Punts-Avg.	5-43.0	7-43.1

1984 REVIEW



Fumbles/Lost	3/2	4/1
Penalties	5-29	5-44
Time of Possession	36:02	23:58

Individual Leaders

Rushing—Eagles: Montgomery 10-19; Oliver 6-16; M. Williams 10-15; Pisarcik 1- (-1)
Colts: McMillan 16-75; Moore 6-20; Middleton 7-14; Pagel 4-18
Passing—Eagles: Jaworski 29-21-194-1-1; Pisarcik 14-8-75-0-0
Colts: Pagel 18-8-89-0-0; Schlichter 4-3-13-0-1
Receiving—Eagles: Quick 7-86; Montgomery 4-47; Spagnola 7-46; Oliver 4-39;
Jackson 4-35; M. Williams 3-16
Colts: Butler 2-27; Middleton 3-25; Bouza 3-23; Porter 1-16; McMillan
1-9; Moore 1-2

WEEK EIGHT: Colts 17, Pittsburgh 16

October 21, 1984

Hoosier Dome 60,026

12:00 Noon

“Good things come to those who hustle,” are words attributed to Pittsburgh coach Chuck Noll when he recalls Franco Harris’ Immaculate Reception in 1972. Those words were never so true when WR Ray Butler scored in the last minute of play off a deflected pass to give the Colts a dramatic 17-16 win over Noll’s Steelers. The 54-yard score capped a 17-point fourth quarter for the Colts, as they moved on drives of 57, 77 and 80 yards for their third win of the season.

Scoring Summary

S (1-5:40)—Anderson 53 yard field goal; 21 yards in 6 plays; Steelers 3, Colts 0
S (2-4:16)—Lipps 62 yard pass from Woodley (Anderson kick); 74 yards in 3 plays;
Steelers 10, Colts 0
S (2-14:46)—Anderson 25 yard field goal; 61 yards in 10 plays; Steelers 13, Colts 0
C (4-2:38)—Allegre 41 yard field goal; 57 yards in 16 plays; Steelers 13, Colts 3
C (4-9:20)—Moore 8 yard run (Allegre kick); 77 yards in 8 plays; Steelers 13,
Colts 10
S (4-13:25)—Anderson 43 yard field goal; 3 yards in 5 plays; Steelers 16; Colts 10
C (4-14:26)—Butler 54 yard pass from Pagel (Allegre kick); 80 yards in 5 plays;
Colts 17, Steelers 16

Steelers	3	10	0	3	16
Colts	0	0	0	17	17

Team Statistics	Steelers	Colts
First Downs	18	21
Rushes/Yards	32/127	32/127
Net Passing Yards	283	174
Total Net Yards	410	301
Passing (A-C-I)	30-14-1	31-18-1
Sacks-Yards	6-61	1-5
Punts-Avg.	6-43.7	7-47.4
Fumbles/Lost	0/0	1/0
Penalties	11-106	7-54
Time of Possession	27:22	32:38

Individual Leaders

Rushing—Steelers: Pollard 20-81; Erenberg 8-30; Abercrombie 2-7; Woodley 1-7;
Veals 1-2
Colts: Middleton 13-62; Dickey 9-30; Moore 3-13; Wonsley 3-6; McMillan
3-6; Pagel 1-10.
Passing—Steelers: Woodley 27-12-212-1-1; Malone 3-2-71-0-0
Colts: Herrmann 13-5-57-0-1; Pagel 17-13-178-1-0; Moore 1-0-0-0-0
Receiving—Steelers: Stallworth 5-101; Thompson 2-72; Lipps 1-62; Erenberg 3-24;
Pollard 2-12; Garrity 1-12
Colts: Butler 3-79; Young 3-39; Henry 2-35; Middleton 5-30; Bouza 2-26;
Porter 1-13; Sherwin 1-9; Moore 1-4

WEEK NINE: Dallas 22, Colts 3

October 28, 1984

Texas Stadium 58,724

12:00 Noon

The Colts’ offense sputtered for the third time in four games, getting only eight first downs (three via penalty) in the entire game. QB Mike Pagel exited the game at the half with a sprained thumb. Mark Herrmann quarterbacked the remainder of the game. After allowing two first half touchdowns, the Colts’ defense stiffened and did not allow the Cowboys in the end zone again, despite having the Cowboys begin two second half drives inside the Colts’ 30-yard line as a result of turnovers. K Raul Allegre



1984 REVIEW

connected on a 52-yard field goal, one of two field goals he made from that distance during the season.

Scoring Summary

D (2-5:07)—Hill 38 yard pass from White (Septien kick); 64 yards in 5 plays; Cowboys 7, Colts 0
 D (2-14:51)—Cosbie 5 yard pass from White (kick failed); 75 yards in 6 plays; Cowboys 13, Colts 0
 D (3-11:34)—Septien 19 yard field goal; 13 yards in 6 plays; Cowboys 16, Colts 0
 D (4-0:03)—Septien 19 yard field goal; 20 yards in 6 plays; Cowboys 19, Colts 0
 D (4-2:51)—Septien 24 yard field goal; 44 yards in 4 plays; Cowboys 22, Colts 0
 C (4-4:31)—Allegre 52 yard field goal; 34 yards in 6 plays Cowboys 22, Colts 3

Colts	0	0	0	3	3
Cowboys	0	13	3	6	22

Team Statistics	Cowboys	Colts
First Downs	27	8
Rushes/Yards	39/135	24/73
Net Passing Yards	262	82
Total Net Yards	397	155
Passing (A-C-I)	32-21-0	22-9-2
Sacks-Yards	3-20	0-0
Punts-Avg.	4-37.0	6-47
Fumbles/Lost	2/2	3/2
Penalties	6-63	9-106
Time of Possession	37:27	22:33

Individual Leaders

Rushing—Cowboys: Dorsett 24-104; Newsome 8-21; Springs 5-5; J. Jones 2-5
 Colts: McMillan 12-43; Dickey 9-22; Pagel 2-4; Middleton 1-4
 Passing—Cowboys: D. White 32-21-262-2-0
 Colts: Pagel 10-3-29-0-0; Herrmann 11-6-73-0-1; Stark 1-0-0-0-1
 Receiving—Cowboys: Hill 8-125; Cosbie 4-49; Renfro 3-35;
 Newsome 2-20; Dorsett 1-11; Donley 1-9; Carmichael 1-7; Springs 1-6
 Colts: McMillan 3-55; Bouza 5-47; Dickey 1-0

WEEK TEN: San Diego 38, Colts 10

November 4, 1984

Hoosier Dome 60,143

1:00 p.m.

Five turnovers proved costly to the Colts as the Chargers used them for three scores en route to a 38-10 win in the Hoosier Dome. In his fourth NFL start, QB Mark Herrmann completed 18 of 32 passes for 222 yards, but suffered four interceptions. He teamed with WR Ray Butler on a 74-yard touchdown play in the second quarter. K Raul Allegre connected on a season-long 54-yard field goal in the third quarter. Chargers QB Dan Fouts hit on 27 of 38 passes for 283 yards and three scores, including nine tosses for 119 yards to WR Charlie Joiner.

Scoring Summary

S (1-13:11)—Jackson 2 yard run (Benirschke kick); 67 yards in 7 plays; Chargers 7, Colts 0
 S (2-0:03)—Benirschke 23 yard field goal; -3 yards in 4 plays; Chargers 10, Colts 0
 C (2-1:43)—Butler 74 yard pass from Herrmann (Allegre kick); 85 yards in 5 plays; Chargers 10, Colts 7
 S (2-7:24)—Joiner 7 yard pass from Fouts (Benirschke kick); 78 yards in 11 plays; Chargers 17, Colts 7
 S (3-5:07)—Morris 1 yard run (Benirschke kick); 1 yard in 1 play; Chargers 24, Colts 7
 C (3-11:17)—Allegre 54 yard field goal; 54 yards in 10 plays; Chargers 24, Colts 10
 S (4-2:48)—Chandler 20 yard pass from Fouts (Benirschke kick); 93 yards in 11 plays; Chargers 31, Colts 10
 S (4-13:04)—McGee 2 yard pass from Fouts (Benirschke kick); 57 yards in 9 plays; Chargers 38, Colts 10

Chargers	7	10	7	14	38
Colts	0	7	3	0	10

Team Statistics	Chargers	Colts
First Downs	24	13
Rushes/Yards	33/119	22/90
Net Passing Yards	283	205
Total Net Yards	402	295
Passing (A-C-I)	38-27-2	32-18-4
Sacks-Yards	2-17	0-0

1984 REVIEW



Punts-Avg.	2-54.5	3-45.6
Fumbles/Lost	1/0	4/1
Penalties	8-50	5-35
Time of Possession	35:28	24:32

Individual Leaders

Rushing—Chargers: Jackson 23-71; McGee 6-45; Thomas 1-2; James 1-1; Morris 2-0
Colts: McMillan 11-52; Dickey 8-26; Wonsley 2-15; P. Smith 1- (-3)

Passing—Chargers: Fouts 38-27-283-3-2
Colts: Herrmann 32-18-222-1-4

Receiving—Chargers: Joiner 9-119; Bendross 3-44; Chandler 4-42;
Egloff 5-36; Jackson 3-35; James 1-4; McGee 2-3
Colts: Butler 3-94; Dickey 5-48; Bouza 2-38; Porter 2-29;
Wonsley 3-10; Henry 1-7; McMillan 1-2; D. Young 1- (-6)

WEEK ELEVEN: Colts 9, New York Jets 5

November 11, 1984

Giants Stadium 51,066

1:00 p.m.

The Colts notched their second road victory of the season on the strength of their defense, which limited the Jets to 143 yards of total offense for a 9-5 win in the rain in Giants Stadium. Three Raul Allegre field goals (44, 46, and 25 yards) were all the scoring the Colts needed on the afternoon. RB Frank Middleton (31-73) led a Colts ground attack which totaled 153 yards. A ball-controlled Indianapolis offense featured no turnovers and 36:02 minutes of possession time. NT Leo Wisniewski had three of the team's six sacks of Jets quarterbacks. The sacks marked an individual game high for any Colt in 1984, and a career high for Wisniewski.

Scoring Summary

C (1-7:49)—Allegre 44 yard field goal; 54 yards in 14 plays; Colts 3, Jets 0
J (2-6:02)—Safety, high snap through end zone; Colts 3, Jets 2
C (2-14:46)—Allegre 46 yard field goal; 22 yards in 6 plays; Colts 6, Jets 2
J (3-6:46)—Leahy 27 yard field goal; 63 yards in 11 plays; Colts 6, Jets 5
C (4-4:47)—Allegre 25 yard field goal; 56 yards in 11 plays; Colts 9, Jets 5

Colts	3	3	0	3	9
Jets	0	2	3	0	5

Team Statistics	Jets	Colts
First Downs	7	11
Rushes/Yards	24/78	57/153
Net Passing Yards	65	50
Total Net Yards	143	203
Passing (A-C-I)	28-12-1	15-6-0
Sacks-Yards	1-8	6-51
Punts-Avg.	9-39.4	7-39.7
Fumbles/Lost	1/1	3/0
Penalties	2-15	2-15
Time of Possession	23:58	36:02

Individual Leaders

Rushing—Jets: Hector 15-71; Barber 5-5; O'Brien 2-2; Ryan 2-0
Colts: Middleton 31-73; Wonsley 14-41; Schlichter 3-23; McMillan 7-16;
Stark 2-0

Passing—Jets: Ryan 15-7-66-0-0; O'Brien 13-5-50-0-1
Colts: Pagel 12-4-37-0-0; Schlichter 3-2-21-0-0

Receiving—Jets: Shuler 6-58; Walker 2-26; Jones 1-17;
Barber 2-12; Dennison 1-3
Colts: Sherwin 2-29; Butler 2-19; Porter 2-10

WEEK TWELVE: New England 50, Colts 17

November 18, 1984

Hoosier Dome 60,009

1:00 p.m.

The Colts gave up a season-high 50 points to the New England Patriots, as their record dropped to 4-8. Patriots QB Tony Eason threw four touchdown passes, three in the first half to H-Back Derrick Ramsey, who totaled eight receptions for 104 yards for the game. QB Art Schlichter used his first professional start to record his first touchdown (13-yard run) and his first touchdown pass (13 yards to WR Bernard Henry). The Colts defense piled up six sacks for the second consecutive game, two and one-half each to NT Leo Wisniewski and LB Johnie Cooks.

Scoring Summary

P (1-7:41) Ramsey 4 yard pass from Eason (Franklin kick); 38 yards in 4 plays; Patriots 7, Colts 0.



1984 REVIEW

- P (1-10:54) Safety, Middleton tackled by R. James in end zone; -3 yards in 1 play; Patriots 9, Colts 0
 P (1-14:07) Ramsey 25 yard pass from Eason (Franklin kick); 54 yards in 8 plays; Patriots 16, Colts 0
 C (2-5:17) Schlichter 13 yard run (Allegre kick); 78 yards in 8 plays; Patriots 16, Colts 7
 P (2-11:56) Ramsey 26 yard pass from Eason (Franklin kick); 51 yards in 7 plays; Patriots 23, Colts 7
 C (2-13:45) Allegre 35 yard field goal; 59 yards in 9 plays; Patriots 23, Colts 10
 P (2-14:57) Franklin 28 yard field goal; 52 yards in 7 plays; Patriots 26, Colts 10
 P (3-6:56) Morgan 12 yard pass from Eason (Franklin kick); 54 yards in 9 plays; Patriots 33, Colts 10
 P (4-0:51) Franklin 40 yard field goal; 40 yards in 10 plays; Patriots 36, Colts 10
 P (4-9:50) Tatupu 1 yard run (Franklin kick); 59 yards in 9 plays; Patriots 43, Colts 10
 C (4-12:45) Henry 13 yard pass from Schlichter (Allegre kick); 80 yards in 9 plays; Patriots 43, Colts 17
 P (4-14:14) Tatupu 20 yard run (Franklin kick); 58 yards in 4 plays; Patriots 50, Colts 17

Patriots	16	10	7	17	50
Colts	0	10	0	7	17

Team Statistics	Patriots	Colts
First Downs	26	17
Rushes/Yards	27/117	28/137
Net Passing Yards	260	129
Total Net Yards	377	266
Passing (A-C-I)	43-30-0	32-16-1
Sacks-Yards	7-59	6-44
Punts-Avg.	6-47.2	6-35.9
Fumbles/Lost	0/0	4/0
Penalties	4-35	7-83
Time of Possession	33:39	26:21

Individual Leaders

- Rushing—Patriots: Tatupu 8-40; C. James 11-38; Collins 7-36; Eason 1-3
 Colts: Schlichter 4-59; McMillian 12-52; Middleton 8-14; Moore 2-11; Wonsley 2-1
 Passing—Patriots: Eason 42-29-291-4-0; Kerrigan 1-1-13-0-0
 Colts: Schlichter 32-16-188-1-1
 Receiving—Patriots: Ramsey 8-104; Dawson 5-53; Morgan 4-50; Hawthorne 2-24; C. James 3-17; Collins 3-16; Weathers 1-13; Fryar 1-9; Starring 1-8; C. Jones 1-6; Tatupu 1-4
 Colts: Porter 4-63; Henry 2-26; Butler 1-25; Moore 3-22; Sherwin 1-21; Wonsley 3-17; Middleton 1-12; McMillan 1-2

WEEK THIRTEEN: Los Angeles Raiders 21, Colts 7

November 25, 1984 Los Angeles Memorial Coliseum 40,289 1:00 p.m.

The Colts defense recorded six sacks for the third consecutive game, but the Raiders got six sacks themselves for a hard-hitting 21-7 win at the Coliseum. The Colts netted only 158 yards total offense against a stingy Raiders defense. LB Johnnie Cooks had 4½ sacks (seven for the past two games), while NT Leo Wisniewski had another to bring his total to 6½ for past three games. LB Barry Krauss had 18 tackles, 13 unassisted, while LB Cliff Odom had 13 tackles, nine unassisted, in outstanding defensive performances. Rookie CB Eugene Daniel intercepted his fourth pass of the season to regain team leadership in that category.

Scoring Summary

- R (1-5:02) Christensen 7 yard pass from Wilson (Bahr kick); 15 yards in 3 plays; Raiders 7, Colts 0
 R (2-8:42) Casper 1 yard pass from Wilson (Bahr kick); 61 yards in 8 plays; Raiders 14, Colts 0
 C (3-9:18) McMillan 1 yard run (Allegre kick); 1 yard in 1 play; Raiders 14, Colts 7
 R (4-1:42) Wilson 14 yard run (Bahr kick); 80 yards in 14 plays; Raiders 21, Colts 7

Colts	0	0	7	0	7
Raiders	7	7	0	7	21

Team Statistics	Raiders	Colts
First Downs	21	10
Rushes/Yards	42/177	29/77
Net Passing Yards	106	81
Total Net Yards	283	158

1984 REVIEW



Passing (A-C-I)	23-13-2	27-10-1
Sacks-Yards	6-44	6-40
Punts-Avg.	8-39.8	10-44.4
Fumbles/Lost	1/1	2/1
Penalties	10-102	7-41
Time of Possession	33:52	26:08

Individual Leaders

Rushing—Raiders: Allen 18-110; Hawkins 12-45; Wilson 4-13; King 5-11; Willis 2-2; Pruitt 1- (-4)
 Colts: Dickey 16-41; Schlichter 4-20; McMillan 9-16

Passing—Raiders: Wilson 23-13-146-2-2
 Colts: Schlichter 27-10-125-0-1

Receiving—Raiders: Christensen 6-77; Barnwell 4-46; Casper 2-14; Allen 1-9
 Colts: Porter 4-43; Dickey 1-33; Butler 1-16; Sherwin 2-14; Bouza 1-12; McMillan 1-7

WEEK FOURTEEN: Buffalo 21, Colts 15

December 2, 1984

Rich Stadium 20,693

1:00 p.m.

The Colts spotted the Bills three first quarter touchdowns, then shut them out the rest of the way before falling short in a comeback effort, 21-15. Playing without RB Curtis Dickey and FB Randy McMillan, who each had an ankle injury, the Colts offense totaled 116 yards on the ground and 125 through the air. RB Alvin Moore led Indianapolis rushers with 35 yards on seven carries. Five different Colts caught two passes, with WR Ray Butler the leading gainer with 28 yards. The Colts defense clamped down on the Bills, allowing only 85 yards total offense for the final three periods. Three lost fumbles hindered the comeback effort, including one in the final two minutes of the game.

Scoring Summary

B (1-4:11) Bell 7 yard run (Nelson kick); 35 yards in 5 plays; Bills 7, Colts 0
 B (1-12:21) Hunter 18 yard pass from Dufek (Nelson kick); 89 yards in 10 plays; Bills 14, Colts 0
 B (1-15:00) Franklin 64 yard pass from Dufek (Nelson kick); 70 yards in 3 plays; Bills 21, Colts 0
 C (2-1:07) Safety, Humiston tackled Wilson in end zone; Bills 21, Colts 2
 C (2-13:14) Middleton 14 yard pass from Schlichter (Allegre kick); 37 yards in 6 plays; Bills 21, Colts 9
 C (3-5:51) Allegre 28 yard field goal; 40 yards in 10 plays; Bills 21, Colts 12
 C (4-5:12) Allegre 21 yard field goal; 19 yards in 8 plays; Bills 21, Colts 15

Colts	0	9	3	3	15
Bills	21	0	0	0	21

Team Statistics	Bills	Colts
First Downs	15	13
Rushes/Yards	41/104	31/116
Net Passing Yards	155	125
Total Net Yards	259	241
Passing (A-C-I)	22-11-1	28-11-1
Sacks-Yards	2-10	1-9
Punts-Avg.	7-38.6	8-47.4
Fumbles/Lost	2/1	3/3
Penalties	9-65	9-69
Time of Possession	33:07	26:53

Individual Leaders

Rushing—Bills: Bell 30-83; Neal 6-25; Brookins 1-11; Riddick 1- (-1); Kofler 1- (-7); Dufek 2- (-7)
 Colts: Moore 7-35; McMillan 7-30; Schlichter 5-21; Wonsley 7-21; Middleton 5-9

Passing—Bills: Dufek 22-11-164-2-1
 Colts: Schlichter 28-11-135-1-1

Receiving—Bills: Franklin 3-82; Hunter 4-51; Dennard 1-15; Bell 2-11; Mosley 1-5
 Colts: Butler 2-28; Middleton 2-26; Sherwin 1-25; Bouza 2-20; Henry 2-20; Porter 2-16

WEEK FIFTEEN: Miami 35, Colts 17

December 9, 1984

Hoosier Dome 60,411

1:00 p.m.

A 17-7 first half dominated by the Colts spurred thoughts of an upset, but Dolphin QB Dan Marino tossed four touchdown passes in the second half for a 35-17 Miami win. Marino passed for 404 yards, the first time



1984 REVIEW

an opposing quarterback surpassed that mark against the Colts since 1981. QB Mike Pagel, subbing for a sidelined Art Schlichter, drove the Colts 64 yards for their first touchdown. Following a 52-yard Raul Allegre field goal, Pagel led the Colts on a 95-yard, 19-play drive, culminating on a six-yard Randy McMillan run, for the halftime lead. McMillan led Colts rushers with 73 yards on eleven carries. LB Barry Krauss and DE Donnell Thompson led the Colts with eleven tackles apiece, and CB Eugene Daniel intercepted his sixth pass of the season. This was the final game for head coach Frank Kush.

Scoring Summary

- C (1-9:01) Butler 5 yard pass from Pagel (Allegre kick); 64 yards in 9 plays; Colts 7, Dolphins 0
 D (1-13:03) Bennett 2 yard run (Von Schamann kick); 85 yards in 10 plays; Colts 7, Dolphins 7
 C (2-1:39) Allegre 52 yard field goal; 32 yards in 10 plays; Colts 10, Dolphins 7
 C (2-13:03) McMillan 6 yard run (Allegre kick); 95 yards in 19 plays; Colts 17, Dolphins 7
 D (3-3:57) Moore 2 yard pass from Marino (Von Schamann kick); 80 yards in 6 plays; Colts 17, Dolphins 14
 D (3-12:46) Hardy 2 yard pass from Marino (Von Schamann kick); 76 yards in 12 plays; Dolphins 21, Colts 17
 D (4-4:41) Cefalo 25 yard pass from Marino (Von Schamann kick); 57 yards in 6 plays; Dolphins 28, Colts 17
 D (4-14:36) Clayton 7 yard pass from Marino (Von Schamann kick); 57 yards in 12 plays; Dolphins 35, Colts 17

Dolphins	7	0	14	14	35
Colts	7	10	0	0	17

Team Statistics	Dolphins	Colts
First Downs	29	20
Rushes/Yards	27/75	33/170
Net Passing Yards	387	90
Total Net Yards	462	260
Passing (A-C-I)	41-29-1	26-12-2
Sacks-Yards	3-28	2-17
Punts-Avg.	2-39.0	3-44.3
Fumbles/Lost	4/1	2/0
Penalties	3-15	6-45
Time of Possession	30:44	29:16

Individual Leaders

- Rushing—Dolphins: Bennett 9-34; Carter 14-32; P. Johnson 3-5; Nathan 1-4
 Colts: McMillan 11-73; Middleton 16-74; Pagel 3-18; Wonsley 3-5
 Passing—Dolphins: Marino 41-29-404-4-1
 Colts: Pagel 23-11-110-1-1; Schlichter 3-1-8-0-1
 Receiving—Dolphins: Clayton 9-127; Moore 5-87; D. Johnson 1-42; Duper 3-41;
 Cefalo 2-39; Nathan 5-33; Hardy 3-21; Jensen 1-14
 Colts: Butler 4-33; McMillan 3-28; Porter 1-21; Bouza 2-18; Sherwin 1-12;
 Middleton 1-6

WEEK SIXTEEN: New England 16, Colts 10

December 16, 1984

Sullivan Stadium 22,383

1:00 p.m.

Playing under interim head coach Hal Hunter, the Colts once again fell behind only to have a comeback effort fall points short. The Colts trailed 13-0 at the half, the fourth time during the season they trailed by that deficit at halftime, before going on a 10-point streak to tighten the game. Raul Allegre hit a 25-yard field goal on the Colts' first possession in the second half to cap a 85-yard drive. WR Bernard Henry then scored on a nine-yard pass from QB Art Schlichter to make the score 13-10, Pats. New England answered with a late field goal for the final margin. Schlichter hit 15 of 28 passes for 188 yards. Henry caught four tosses for 51 yards. LB Barry Krauss led the team with 15 tackles, 10 unassisted, the eleventh time this season he recorded 10 or more tackles.

Scoring Summary

- P (1-14:02) Franklin 21 yard field goal; 32 yards in 13 plays; Patriots 3, Colts 0
 P (2-6:16) Dawson 3 yard pass from Eason (Franklin kick); 6 yards in 2 plays; Patriots 10, Colts 0
 P (2-13:58) Franklin 34 yard field goal; 72 yards in 14 plays; Patriots 13, Colts 0
 C (3-9:58) Allegre 25 yard field goal; 85 yards in 12 plays; Patriots 13, Colts 3



C (3-11:30) Henry 19 yard pass from Schlichter (Allegre kick); 9 yards in 3 plays; Patriots 13, Colts 10
 P (4-14:10) Franklin 36 yard field goal; 35 yards in 9 plays; Patriots 16, Colts 10

Colts	0	0	10	0	10
Patriots	3	10	0	3	16

Team Statistics	Patriots	Colts
First Downs	19	13
Rushes/Yards	49/179	21/65
Net Passing Yards	60	174
Total Net Yards	235	239
Passing (A-C-I)	17-11-0	28-15-1
Sacks-Yards	3-14	7-63
Punts-Avg.	5-38.6	5-44.8
Fumbles/Lost	2/1	1/1
Penalties	4/33	6/38
Time of Possession	38:49	21:11

Individual Leaders

Rushing—Patriots: C. James 30-138; Tatupu 12-44; Collins 5-10; Eason 1- (-1); Starring 1- (-16)
 Colts: McMillan 7-31; Middleton 8-19; Wonsley 2-8; Schlichter 1-5; Moore 3-2

Passing—Patriots: Eason 17-11-123-1-0
 Colts: Schlichter 28-15-188-1-1

Receiving—Patriots: Tatupu 3-39; Ramsey 2-31; Jones 1-21; Morgan 2-20; Dawson 2-9; Starring 1-3
 Colts: Henry 4-51; Butler 3-68; Sherwin 1-26; Bouza 2-23; McMillan 2-11; Moore 1-6; Middleton 2-3

1984 SEASON LONG GAINERS

LONGEST SCORING RUN FROM SCRIMMAGE

Colts: 31 yards Randy McMillan vs. Buffalo 9/30
 Opp: 20 yards Mosi Tatupu at New England 11/18

LONGEST NON-SCORING RUN FROM SCRIMMAGE

Colts: 30 yards Curtis Dickey vs. Buffalo 9/30
 Opp: 30 yards Buford McGee vs. San Diego 11/4

LONGEST SCORING PASS COMPLETION

Colts: 74 yards Mark Herrmann to Ray Butler vs. San Diego 11/4
 Opp: 64 yards Joe Dufek to Byron Franklin at Buffalo 12/2

LONGEST NON-SCORING PASS COMPLETION

Colts: 54 yards Art Schlichter to Ray Butler at New England 12/16
 Opp: 59 yards Mark Malone to Weegie Thompson vs. Pittsburgh 10/21

LONGEST SCORING INTERCEPTION RETURN

Colts: 59 yards Mark Kafentzis vs. Buffalo 9/30
 Opp: 26 yards Leonard Smith vs. St. Louis 9/16

LONGEST NON-SCORING INTERCEPTION RETURN

Colts: 54 yards Tate Randle vs. St. Louis 9/16
 Opp: 50 yards Glenn Blackwood at Miami 9/23

LONGEST NON-SCORING PUNT RETURN

Colts: 35 yards Nesby Glasgow vs. Buffalo 9/30
 Opp: 38 yards Greg Pruitt at L.A. Raiders 11/25

LONGEST NON-SCORING KICKOFF RETURN

Colts: 69 yards Larry Anderson vs. New England 11/18
 Opp: 45 yards Bobby Humphery vs. New York Jets 9/2

LONGEST PUNT

Colts: 72 yards Rohn Stark at Miami 9/23
 Opp: 66 yards Reggie Roby at Miami 9/23

LONGEST SUCCESSFUL FIELD GOAL

Colts: 54 yards Raul Allegre vs. San Diego 11/4
 Opp: 53 yards Gary Anderson vs. Pittsburgh 10/21

LARGEST GAME ATTENDANCE

Colts: 60,411 vs. Miami 12/2
 Opp: 58,724 at Dallas 10/28



STATISTICS

1984 INDIVIDUAL

RUSHING

	No.	Yds.	Avg.	LG	TD
McMillan	163	705	4.3	31T	5
Dickey	131	523	4.0	30	3
Middleton	92	275	3.0	20	1
Pagel	26	149	5.7	23	1
Schlichter	19	145	7.6	22	1
Moore	38	127	3.3	18	2
Wonsley	37	111	3.0	13	0
Stark	2	0	0.0	0	0
Smith, P.	2	-10	-5.0	-3	0
COLTS TOTAL	510	2025	4.0	31T	13
Opp. Total	559	2007	3.6	30	16

PUNTING

	No.	Yds.	Avg.	TB	In 20	LG	Blk.
Stark	98	4383	44.7	7	21	72	0
COLTS TOTAL	98	4383	44.7	7	21	72	0
Opp. Total	80	3363	42.0	8	29	66	0

PUNT RETURNS

	No.	FC	Yds.	Avg.	LG	TD
Anderson	27	7	182	6.7	19	0
Glasgow	7	2	79	11.3	35	0
Bouza	3	3	17	5.7	11	0
Padjen	1	0	0	0.0	0	0
COLTS TOTAL	38	12	278	7.3	35	0
Opp. Total	62	15	600	9.7	38	0

KICKOFF RETURNS

	No.	Yds.	Avg.	LG	TD
Anderson	22	525	23.9	69	0
Smith, P.	32	651	20.3	96T	1
Kafentzis	5	69	13.8	22	0
Wonsley	4	52	13.0	20	0
Moore	2	19	9.5	10	0
Hathaway	1	2	2.0	2	0
Radachowsky	1	0	0	0	0
Middleton	1	11	11.0	11	0
Sherwin	1	2	2.0	2	0
COLTS TOTAL	69	1331	19.3	96T	1
Opp. Total	42	849	20.2	45	0

FIELD GOALS

Allegre—11-18 (52), (41), (52), (34, 54), (44, 47, 46, 25, 45), (35, 61), (28, 21), (52, 54), (25, 42) Games 1, 7-16
 Biasucci—3-5 (21, 50,) (55) (52, 43) Games 2-6

PASSING

	Att.	Comp.	Yards	Pct.	Avg./Att.
Pagel	212	114	1426	53.8	6.7
Schlichter	140	62	702	44.3	5.0
Herrmann	56	29	352	51.8	6.3
Dickey	1	1	63	100.0	63.0
Moore	1	0	0	0.0	0.0
Stark	1	0	0	0.0	0.0
COLTS TOTAL	411	206	2543	50.1	6.2
Opp. Total	515	298	3890	57.9	7.6

STATISTICS



RECEIVING

	No.	Yds.	Avg.	LG	TD
Butler	43	664	15.4	74T	6
Porter	39	590	15.1	63T	2
Bouza	22	270	12.3	22	0
McMillan	19	201	10.6	44	0
Middleton	15	112	7.5	16	1
Young	14	164	11.7	28	2
Dickey	14	135	9.6	33	0
Sherwin	11	169	15.4	26	0
Henry	11	139	12.6	19T	2
Moore	9	52	5.8	12	0
Wonsley	9	47	5.2	17	0

COLTS TOTAL	206	2543	12.3	74T	13
Opp. Total	298	3890	13.1	80T	31

INTERCEPTIONS

	No.	Yds.	Avg.	LG	TD
Daniel	6	25	4.2	18	0
Randle	3	66	22.0	54	0
Krauss	3	20	6.7	18	0
Burroughs	3	9	3.0	6	0
Kafentzis	1	59	59.0	59T	1
Glasgow	1	8	8.0	8	0
Davis	1	3	3.0	3	0

COLTS TOTAL	18	190	10.6	59T	1
Opp. Total	22	423	19.2	50	2

SCORING

	TDR	TDP	TDR	PAT	FG	S	TP
Allegre				14-14	11-18		47
Butler		6					36
McMillan	5						30
Biasucci				13-14	3-5		22
Dickey	3						18
Henry		2					12
Middleton	1	1					12
Moore	2						12
Porter		2					12
Young		2					12
Kafentzis			1				6
Pagel	1						6
Schlichter	1						6
Smith			1				6
Humiston						1	2

COLTS TOTAL	13	13	2	27-28	14-23	1	239
Opp. Total	16	31	3	47-50	21-23	2	414

SCORE BY PERIODS

	1	2	3	4	OT	Total
COLTS TOTAL	31	87	46	75		239
Opp. Total	92	143	74	105		414

TD	Pct. TD	Int.	Pct. Int.	LG	Lost/Att.	Rating
8	3.8	8	3.8	54T	28/201	71.8
3	2.1	7	5.0	54	23/170	46.2
1	1.8	6	10.7	74T	7/65	37.8
1	100.0	0	0.0	63T	0/0	158.3
0	0.0	0	0.0	0	0/0	—
0	0.0	1	100.0	0	0/0	—
13	3.2	22	5.4	74T	58/436	57.9
31	6.0	18	3.5	80T	42/320	87.3



STATISTICS

1984 TEAM

	Colts	Opponent				
TOTAL FIRST DOWNS	255	343				
Rushing	115	124				
Passing	117	194				
Penalty	23	25				
3rd Down: Made/Att.	65/215 30.2%	97/229 42.4%				
4th Down: Made/Att.	15/24 62.5%	8/17 47.0%				
TOTAL NET YARDS	4132	5577				
Avg. Per Game	258.3	348.6				
Total Plays	979	1116				
Avg. Per Play	4.2	5.0				
NET YARDS RUSHING	2025	2007				
Avg. Per Game	126.6	125.4				
Total Rushes	510	559				
NET YARDS PASSING	2107	3570				
Avg. Per Game	131.7	223.1				
Tackled/Yards Lost	58/436	42/320				
Gross Yards	2543	3890				
Attempts/Completions	411-206	515-298				
Pct of Completions	50.1%	57.9%				
Had Intercepted	22	18				
PUNTS/AVERAGE	98/44.7	80/42.0				
NET PUNTING AVG.	37.2	36.6				
PENALTIES/YARDS	95/798	98/813				
FUMBLES/LOST	35/17	29/13				
TOUCHDOWNS	28	50				
Rushing	13	16				
Passing	13	31				
Returns	2	3				
SCORE BY PERIODS	1	2	3	4	OT	Total
COLTS TOTAL	31	87	46	75	-	239
Opp. Total	92	143	74	105	-	414



Cornerback Eugene Daniel's six interceptions led the club in pick-offs and earned him a berth on UPI's all-rookie team.



1984 DEFENSIVE

TACKLES	TOTAL TACKLES	SOLO TACKLES	ASSISTS	SACKS-YDS
Krauss	175	130	45	1.8
Odom	152	110	42	3-31
Glasgow	134	88	46	0
Winter	92	48	44	2-11
Wisniewski	88	51	37	7-57
Thompson	80	50	30	4-29
Kafentzis	79	56	23	0
Daniel	62	45	17	0
Cooks	54	34	20	11½-103
Maxwell	53	39	14	8½-57
Davis	50	41	9	0
Randle	39	28	11	0
White	39	13	26	2-16
Scott	27	15	12	0
Burroughs	21	16	5	0
Williams	20	10	10	0
Bracelin	19	15	4	2-14
Radachowsky	13	8	5	0
Humiston	8	5	3	0
Hathaway	5	2	3	0
Parker	5	2	3	1-6
Anderson	4	4	0	0

CAUSED FUMBLES: Kafentzis-3 Glasgow-2 Maxwell-2 Cooks-2 Bracelin-1 Hathaway-1 Humiston-1 Odom-1

RECOVERED FUMBLES: Krauss-2 Glasgow-1 Hathaway-1 Humiston-1 Kafentzis-1 Maxwell-1 Odom-1 Randle-1 Winter-1

1984 SPECIAL TEAMS

PLAYERS	KICKOFFS		PUNTS		TOTAL
	TACKLES	ASSISTS	TACKLES	ASSISTS	
Humiston	10	7	10	9	36
Padjen	4	6	8	9	27
Kafentzis	3	2	6	6	17
Radachowsky	7	2	7	0	16
Wonsley	8	2	1	3	14
Sherwin	0	0	5	5	10
Bracelin	3	0	1	3	7
Randle	1	3	1	2	7
Anderson	3	0	3	0	6
Bailey	0	0	3	3	6
Daniel	0	1	2	3	6
Williams	2	1	0	2	5
†Hathaway	0	2	0	3	5
Bell	2	2	0	0	4
Krauss	0	0	3	1	4
White	2	2	0	0	4
Feasel	0	0	0	3	3
Burroughs	2	0	0	0	2
Stark	0	0	2	0	2
Allegre	1	0	0	0	1
Biasucci	0	1	0	0	1

CAUSED FUMBLES: Humiston-2 Kafentzis-1 Radachowsky-1

RECOVERED FUMBLES: Bailey-1 Humiston-1

SAFETY: Humiston-1

FAKE FIELD GOAL: Radachowsky-Tackle, Cooks-Assist

BLOCKED FIELD GOAL: Humiston-Tackle, Bell-Tackle



STATISTICS

1984 GAME-BY-GAME INDIVIDUAL RUSHING

(CARRIES — YARDS — AVG. — LG — TD)

Opponent	McMillan	Dickey	Middleton	Pagel	Schlichter	Moore	Wonsley
9/ 2 NYJ	8- 32-4.0- 9-0	12- 40-3.3- 7-1	2- 5-2.5- 3-1	4- 43-10.8-23-0		4- 2-0.5- 1-0	
9/ 9 @Hou	14- 46-3.3-10-0	22- 84-3.8- 9-1		7- 26- 3.7-13-1		2- 6-3.0- 4-0	3- 6-2.0- 3-0
9/16 ST. L.	11- 40-3.6-10-0	23-121-5.2-15-1		2- 21-10.5-21-0		2- 7-3.5- 4-0	
9/23 @Mia	13- 67-5.2-13-0	15- 77-5.1-15-0	1- 1-1.0- 1-0		1- 7- 7.0- 7-0		
9/30 BUFF	16-114-7.1-31-2	14- 72-5.1-30-0		3- 9- 3.0- 6-0	1- 10-10.0-10-0		1- 8-8.0- 8-0
10/ 7 WASH	7- 19-2.7- 5-0	2- 3-1.5- 4-0				9- 31-3.4-11-1	
10/14 @Phil	16- 75-4.7-12-1		7- 14-2.0- 7-0	4- 18- 4.5- 7-0		6- 20-3.3- 8-0	
10/21 PITT	3- 6-2.0- 3-0	9- 30-3.3-14-0	13- 62-4.8-15-0	1- 10-10.0-10-0		3- 13-4.3- 8-1	3- 6-2.0- 3-0
10/28 @Dal	11- 36-3.3- 9-0	10- 29-2.9- 7-0	1- 4-4.0- 4-0	2- 4- 2.0- 2-0			
11/ 4 S.D.	11- 52-4.7-23-0	8- 26-3.3-15-0					2- 15-7.5-13-0
11/11 @NYJ	7- 16-2.3- 5-0	DND	31- 73-2.4- 7-0	0- 0- 0.0- 0-0	3- 23- 7.7-21-0	0- 0-0.0- 0-0	14- 41-2.9-10-0
11/18 N.E.	12- 52-4.3-28-0	DND	8- 14-1.8- 4-0		4- 59-14.8-22-1	2- 11-5.5- 6-0	2- 1-0.5- 2-0
11/25 @Raid	9- 16-1.8- 5-1	16- 41-2.6-11-0			4- 20- 5.0- 8-0		
12/ 2 @Buff	7- 30-4.3- 7-0		5- 9-1.8- 8-0		5- 21- 4.2- 8-0	7- 35-4.3- 7-0	7- 21-3.0- 7-0
12/ 9 MIA	11- 73-6.6-12-1		16- 74-4.6-20-0	3- 18- 6.0-14-0			3- 5-1.7- 4-0
12/16 @N.E.	7- 31-4.4-15-0		8- 19-2.4- 6-0		1- 5- 5.0- 5-0	3- 2-0.7- 4-0	2- 8-4.0- 7-0
TOTAL	163-705-4.3-31-5	131-523-4.0-30-3	92-275-3.0-20-1	26-149- 5.7-23-1	19-145- 7.6-22-1	38-127-3.3-11-2	37-111-3.0-13-0

P. Smith 9/ 2 NYJ1-(-7)-(-7.0)-(-7)-0

11/ 4 SD1-(-3)-(-3.0)-(-3)-0

Stark 11/11 @NYJ2-0-0.0-0-0

1984 GAME-BY-GAME INDIVIDUAL RECEIVING

(RECEPTIONS — YARDS — LG — TD)

Opponent	Butler	Porter	Bouza	McMillan	Middleton	Dickey	Young	Henry	Sherwin	Moore	Wonsley
9/ 2 NYJ ..	3- 34-15-0	4- 51-20-0	1- 20-20-0	2- 39-21-0	1- 10-10-0	1- 4- 4-0			2- 33-26-0	1- 5- 5-0	2- 3- 8-0
9/ 9 @Hou ..	5- 74-31-2	6- 91-33-1		1- 6- 6-0		2- 27-20-0					1-17-17-0
9/16 ST. L. .	1- 15-15-0	4-120-63-1	2- 43-22-0			1- 9- 9-0	3- 40-18-1			1- 9- 9-0	
9/23 @Mia .	3- 36-17-0	2- 26-19-0				2- 6-10-0	4- 46-28-1				
9/30 BUFF ..	6- 60-25-1	4- 47-20-0		2- 28-22-0		1- 8- 8-0	1- 9- 9-0				
10/ 7 WASH .	4- 56-16-0	2- 44-29-0		2- 14-12-0			2- 36-22-0			1- 4- 4-0	
10/14 @Phil. .	2- 27-15-0	1- 16-16-0	3- 23-12-0	1- 9- 9-0	3- 25-13-0			2- 35-19-0	1- 9- 9-0	1- 2- 2-0	
10/21 PITT ..	3- 79-54-1	1- 13-13-0	2- 26-18-0		5- 30-16-0		3- 39-18-0			1- 4- 4-0	
10/28 @Dal ..			5- 47-15-0	3- 55-44-0		1- 0- 0-0					
11/ 4 S.D. . .	3- 94-74-1	2- 29-22-0	2- 38-22-0	1- 2- 2-0		5- 48-15-0	1-(-6)-(-6)-0	1- 7- 7-0			3-10- 4-0
11/11 @NYJ . .	2- 19-15-0	2- 10- 5-0							2- 29-16-0		
11/18 N.E. . . .	1- 25-25-0	4- 63-22-0		1- 2- 2-0	1- 12-12-0			2- 26-13-1	1- 21-21-0	3-22-12-0	3-17-14-0
11/25 @Raid .	1- 16-16-0	4- 43-24-0	1- 12-12-0	1- 7- 7-0		1- 33-33-0			2- 14- 8-0		
12/ 2 @Buff .	2- 28-15-0	2- 16-12-0	2- 20-11-0		2- 26-14-1			2- 20-11-0	1- 25-25-0		
12/ 9 MIA . . .	4- 33-10-1	1- 21-21-0	2- 18-12-0	3- 28-15-0	1- 6- 6-0				1- 12-12-0		
12/16 @N.E. .	3- 68-54-0		2- 23-15-0	2- 11-11-0	2- 3- 7-0			4- 51-19-1	1- 26-26-0	1- 6- 6-0	
TOTAL	43-664-74-6	39-590-63-2	22-270-22-0	19-201-44-0	15-112-16-1	14-135-33-0	14-164-28-2	11-139-19-2	11-169-26-0	9-52-12-0	9-47-17-0

STATISTICS





STATISTICS

1984 GAME-BY-GAME PASSING

(ATT. — COMP. — PCT. — YARDS — LG — INT. — SACKS/YDS. — TD)

Opponent	Page	Schlichter	Herrmann
9/ 2 NYJ	26- 17-65.4- 199-26-1- 4/ 27-0		
9/ 9 @Hou	20- 15-75.0- 215-33-0- 0/ 0-3		
9/16 ST. L.	25- 11-44.0- 173-22-2- 4/ 26-1		
9/23 @Mia	15- 8-53.3- 104-28-2- 4/ 30-1	9- 3-33.3- 10- 7-1- 2/ 13-0	
9/30 BUFF	23- 14-60.9- 152-25-0- 1/ 10-1		
10/ 7 WASH	23- 10-43.5- 140-29-2- 3/ 17-0	6- 1-16.7- 14-14-0- 2/ 22-0	
10/14 @Phil	18- 8-89.9- 89-16-0- 5/ 30-0	4- 3-75.0- 13- 6-1- 0/ 0-0	
10/21 PITT	17- 13-76.5- 178-54-0- 3/ 28-1		13- 5-38.5- 57-18-1-3/33-0
10/28 @Dal	10- 3-30.0- 29-15-0- 1/ 5-0		11- 6-54.5- 73-44-1-2/15-0
11/ 4 S.D.			32-18-56.3-222-74-4-2/17-1
11/11 @NYJ	12- 4-30.0- 37-15-0- 0/ 0-0	3- 2-66.6- 21-16-0- 1/ 8-0	
11/18 N.E.		32-16-50.0-188-25-1- 7/ 59-1	
11/25 @Raid		27-10-37.0-125-33-1- 6/ 44-0	
12/ 2 @Buff		28-11-39.3-135-25-1- 2/ 10-1	
12/ 9 MIA	23- 11-47.8- 110-21-1- 3/ 28-1	3- 1-33.3- 8- 8-1- 0/ 0-0	
12/16 @N.E.		28-15-53.6-188-54-1- 3/ 14-1	
TOTAL	212-114-53.8-1426-54-8-28/201-8	140-62-44.4-702-54-7-23/170-3	56-29-51.8-352-74-6-7/65-1

Dickey 9/16 St. L. 1-1-100.0-63-63-0-0/0-1
 Stark 10/28 @Dal 1-0- 0.0- 0- 0-0/0-0

1984 GAME-BY-GAME — TEAM

OFFENSE

Opponents	FIRST DOWNS			NET OFF		RUSHING		PASSING		Att.	Comp.	TD	Int	PEN No-Yds.	PUNTS No/Avg		
	T	R	P	Pen.	T	PL	T	Att	Net							Sacks	Gross
9/ 2 New York Jets	19	6	11	2	294	60	122	30	172	4/27	199	26	17	0	1	6-58	5/47.0
9/ 9 at Houston	25	12	10	3	383	68	168	48	215	0/0	215	20	15	3	0	6-48	5/38.8
9/16 St. Louis	22	11	10	1	399	68	189	38	210	4/26	236	26	12	2	2	7-50	6/44.7
9/23 at Miami	15	9	5	1	223	60	152	30	71	6/43	114	24	11	1	3	5-49	8/50.0
9/30 Buffalo	21	11	8	2	330	58	188	34	142	1/10	152	23	14	1	0	7-45	5/46.6
10/ 7 Washington	12	2	8	2	186	54	71	20	115	5/39	154	29	11	0	2	1- 8	7/47.9
10/14 at Philadelphia	13	6	6	1	199	60	127	33	72	5/30	102	22	11	0	1	5-44	7/43.1
10/12 Pittsburgh	21	8	11	2	301	69	127	32	174	6/61	235	31	18	1	1	7-54	7/47.4
10/28 at Dallas	9	3	3	3	155	49	73	24	82	3/20	102	22	9	0	2	9-106	6/47.5
11/ 4 San Diego	13	5	7	1	295	56	90	22	205	2/17	222	32	18	1	4	5-35	3/45.6
11/11 at New York Jets	11	8	3	0	203	73	153	57	50	1/8	58	15	6	0	0	2-15	7/39.7
11/18 New England	17	6	10	1	266	67	137	28	129	7/59	188	32	16	1	1	7-83	6/35.7
11/25 at L.A. Raiders	10	4	4	2	158	62	77	29	81	6/44	125	27	10	0	1	7-41	10/44.4
12/ 2 Buffalo	13	8	5	0	241	61	116	31	125	2/10	135	28	11	1	1	9-69	8/47.4
12/ 9 Miami	21	13	7	1	260	62	170	33	90	3/28	118	26	12	1	2	6-45	3/44.3
12/16 at New England	13	4	8	1	239	52	65	21	174	3/41	188	28	15	1	1	6-38	5/44.8
TOTAL	255	115	117	23	4132	979	2025	510	2107	58/463	2543	411	206	13	22	95-798	98/44.7





STATISTICS

DEFENSE

Opponents	FIRST DOWNS			NET OFF		RUSHING		PASSING			Att. Comp.	TD	Int	PEN No-Yds.	PUNTS No/Avg	
	T	R	P	T	PL	T	Att	Net	Sacks	Gross						
9/ 2 New York Jets	23	12	10	308	73	155	43	153	1/10	163	29	14	2	2	6-55	3/47.0
9/ 9 at Houston	24	7	16	415	67	72	20	343	4/22	365	43	23	0	0	7-77	6/37.2
9/16 St. Louis	19	5	13	397	66	132	26	265	1/5	270	39	16	2	3	8-60	6/42.8
9/23 at Miami	24	11	11	399	70	139	40	260	0/0	260	30	15	2	0	1-5	3/53.0
9/30 Buffalo	23	13	9	348	79	179	39	169	4/31	204	35	15	1	3	7-55	5/50.0
10/ 7 Washington	25	15	10	446	72	178	49	268	1/6	274	22	18	4	1	7-48	3/33.6
10/14 at Philadelphia	19	3	15	301	72	49	27	252	2/17	269	43	29	1	1	5-29	5/43.0
10/21 Pittsburgh	18	6	11	410	62	127	32	283	1/5	278	30	14	1	1	11-106	6/43.7
10/28 at Dallas	27	8	15	397	71	135	39	262	0/0	262	32	21	2	0	6-63	4/37.3
11/ 4 San Diego	24	6	17	402	71	119	33	283	0/0	283	38	27	3	2	8-50	2/54.5
11/11 at New York Jets	7	2	5	143	57	78	24	65	6/51	116	28	12	0	1	2-15	9/39.4
11/18 New England	26	3	20	377	76	117	27	260	6/44	304	43	30	4	0	4-35	6/47.2
11/25 at L.A. Raiders	21	12	7	283	71	177	42	106	6/40	146	23	13	2	2	10-102	8/39.8
12/ 2 at Buffalo	15	7	5	259	64	104	41	155	1/9	164	22	11	2	1	9-65	7/38.6
12/ 9 Miami	29	2	23	462	70	75	27	387	2/17	404	41	29	4	1	3-15	2/39.0
12/16 at New England	19	12	7	235	73	175	49	60	7/63	123	17	11	1	0	4-33	5/38.6
TOTAL	343	124	194	5577	1116	2007	559	3570	42/320	3890	515	298	31	18	98-813	80/42.0



HISTORY OF THE COLTS

Professional football came to Indianapolis March 29, 1984, Colts owner Robert Irsay having moved the historic NFL franchise from Baltimore to Indianapolis—the friendly heart of the midwest.

From the onset, the relationship between the Colts and City of Indianapolis proved to be exceptional, as the Hoosier Dome was filled to capacity and the citizens of the community were treated to professional football at its finest—the National Football League.

The roots of the franchise go back to December 28, 1946, when the bankrupt Miami Seahawks of the All-America Football Conference were purchased and relocated in Baltimore by a group headed by Bob Rodenberg. As the result of a contest in Baltimore, won by Charles Evans of Middle River, Md., the team was renamed the "Colts."

On September 7, 1947, wearing green and silver uniforms, the Colts under Head Coach Cecil Isbell (formerly an All-American player and coach at Purdue University) won their initial AAFC game, 16-7, over the Brooklyn Dodgers. The team concluded its inaugural season before a record Baltimore crowd of 51,583 losing to the New York Yankees, 21-7. The Colts finished the year with a 2-11-1 record good for a fourth place finish in the Eastern Division.

The Colts completed the 1948 season with a 7-8 record, tying the Buffalo Bills for the division title. The Colts compiled a 1-11 slate in 1949. The All-America Football Conference and the National Football League merged in 1950 and the Colts became a member of the NFL. After posting a 1-11 record for the second consecutive year, the franchise was dissolved by the league on January 18, 1951 because of its failing financial condition.

After two full seasons without professional football, NFL Commissioner Bert Bell challenged the franchise in December of 1952 to sell 15,000 season tickets within six weeks in order to re-enter the NFL. That 15,000-ticket quota was reached in four weeks and three days.

On January 23, 1953, under the principal ownership of Carroll Rosenbloom, the NFL's Dallas team franchise was moved to Baltimore where, keeping the "Colts" nickname, the Texan team colors of blue and white were inherited.

Before their first NFL season, the "new" Baltimore Colts engineered one of the biggest trades in sports history. In a deal with the Cleveland Browns involving 15 players, Baltimore received 10 Browns in exchange for five Colts. Among the players who came to Baltimore in the deal were Don Shula, Bert Rechichar, Carl Taseff and Art Spinney. These players helped the Colts open the 1953 NFL season with a 13-9 upset of the Chicago Bears in a game where Bert Rechichar set a then-NFL record with a 56-yard field goal.

In 1954, the Colts hired Weeb Ewbank as head coach. Ewbank would guide the Colts for the next nine seasons (the longest tenure of any Colt head coach) and lead the club to its first divisional and world championships.

On November 30, 1958, the Colts clinched their first Western Division title with a 35-27 win over San Francisco before a record home sellout crowd of 57,557. Four weeks later, Baltimore won its first World Championship, downing the New York Giants, 23-17, in the fabled "sudden-death" overtime contest at Yankee



HISTORY

Stadium. The Colts repeated as champion in 1959, clinching their second Western Division crown and defeating the Giants, 31-16 in Baltimore for the World Title.

In January 1963, Don Shula replaced Weeb Ewbank as the team's third head coach since 1953. During the 1963 campaign, quarterback John Unitas led the Colts offense to eight team records and set a then-NFL individual passing mark of 237 completions. The Colts won a club record eleven consecutive games in 1964, enroute to clinching their third Western Conference title and first under Shula. During that campaign, Raymond Berry caught his 506th career pass and Lenny Moore scored 20 touchdowns, both NFL records at the time. The following year, Baltimore tied Green Bay for the Western Conference title. With halfback Tom Matte quarterbacking the club because of injuries to John Unitas and Gary Cuozzo, the Colts lost a controversial 13-10 "sudden-death" playoff contest to the Packers.

Under Shula, Baltimore made its first Super Bowl appearance in 1968. The club finished first in the Coastal Division with a 13-1 mark then defeated Minnesota, 24-14, in the Western Conference Championship game and blanked Cleveland, 34-0, for the NFL Championship. The team went on to face the American Football League Champion New York Jets in Super Bowl III, losing a 16-7 upset.

In May of 1969, the NFL merged with the AFL and Baltimore, Pittsburgh and Cleveland joined the old AFL teams to form the American Football Conference of the NFL. For the 1970 season, the Colts were situated in the Eastern Division of the AFC and on September 20, the club won its first AFC game, 16-14 over San Diego. In mid-December, Baltimore clinched its first Eastern Division Championship with a 20-14 win at Buffalo, then defeated Cincinnati and Oakland in the playoffs to win the AFC Championship. On January 17, 1971, the Colts defeated the Dallas Cowboys in Super Bowl V, 16-13, on Jim O'Brien's 32-yard field goal with five seconds remaining in the game.

In July, 1972, the Colts came under new ownership as Robert Irsay acquired the club from Carroll Rosenbloom in exchange for the Los Angeles Rams.

In 1974, two young Colt stars established NFL records as runningback Lydell Mitchell carried the ball 40 times against the New York Jets at Shea Stadium and quarterback Bert Jones completed 17 consecutive passes against the same Jet club later in the season. Mitchell set another mark that season, winning the league pass receiving title with 72 receptions.

In 1975, Mitchell would continue his record-setting pace by becoming the first running back in Colt history to rush for 1,000 yards, gaining 1,193 yards on 289 carries.

After posting a 2-12 record in 1974, Baltimore's fortunes began to change with the hiring of Ted Marchibroda as head coach in February, 1975. Marchibroda led the Colts to three consecutive Eastern Division titles before posting back-to-back 5-11 seasons in 1978-79.

The Colts named Mike McCormack to replace Marchibroda as head coach in January, 1980. Shortly thereafter, the Club moved its headquarters to a new \$5 million office/training complex in Owings Mills, Maryland. The Colts improved to a 7-9 record in 1980 before recording a 2-14 slate in 1981.

On December 21, 1981, the Colts named Frank Kush to replace McCormack as Head Coach. In addition, Club owner Robert Irsay announced the appointment of Ernie Accorsi as General Manager on May 16, 1982.



Under Kush's guidance, the Colts recorded their first winning preseason record (3-2) since 1970. After two weeks of regular season play, a players' strike resulted in the loss of seven games per team from the 1982 schedule and each team played a nine game schedule. The Colts finished the season with a record of 0-8-1.

The Colts received the first selection in the April 26, 1983 NFL draft and selected Stanford quarterback John Elway. Six days later on May 2, the Colts traded Elway to Denver in exchange for the Broncos' 1983 first round choice, offensive tackle Chris Hinton, along with quarterback Mark Herrmann and Denver's first round choice in the 1983 NFL draft.

In 1983, the Colts forged the biggest turnaround in NFL history for a team that had gone winless the previous season. The 1983 Colts were 6-4 after week 10 and then went 7-9 on the season. The Chris Hinton acquisition proved successful as the rookie earned a starting berth at offensive guard for the AFC in the Pro Bowl. The Colts' running game came together as Curtis Dickey and Randy McMillan combined for just shy of 2,000 yards rushing to rank first in the AFC and second in the NFL.

Following the 1984 season, President Robert Irsay and General Manager Jim Irsay appointed former St. Louis Cardinals offensive coordinator Rod Dowhower as the newest head coach of the Colts. With a proven track record of offensive ingenuity, Dowhower promises to install a potent attack using a multiple offensive set.

In more than 30 years of National Football League competition, the Colts have posted a 226-206-7 record, including three World Championships and 10 Conference or Divisional titles. The Colts' regular season victory total of 226 is the third highest of any NFL club over the last three decades.

The success of the Colt franchise is exemplified by the number of Colts who have been inducted into the Pro Football Hall of Fame. A total of six players have been selected for enshrinement including Raymond Berry, Art Donovan, Gino Marchetti, Lenny Moore, Jim Parker, John Unitas and Head Coach Weeb Ewbank.

HISTORICAL HIGHLIGHTS

December 28, 1946—Bankrupt Miami Seahawks franchise of All-America Football Conference is moved to Baltimore. Bob Rodenberg heads purchasing group and team renamed Colts via fan contest.

February 10, 1947—Cecil Isbell named head coach.

September 7, 1947—Colts win inaugural AAFC game, defeating Brooklyn Dodgers 16-7 before 27,418 fans at Baltimore Stadium.

September 28, 1947—New York Yankees defeat Colts 21-7 before a then-record Baltimore crowd of 51,583. Colts place fourth in Eastern Division with 2-11-1 record, while drawing 199,661 fans.

Spring, 1948—Colts reorganize with over 200 stockholders. Jake Embry named president and Walt Driskill, general manager.

December 12, 1948—Buffalo Bills win playoff game for Eastern Division title in Baltimore 28-17 in game marked by near riot. Colts finish 7-8 under Isbell. Dick



HISTORY

Barwegen named all-league guard and attendance totals 244,502.

Spring, 1949—Driskill succeeds Embry as president, while continuing as general manager.

Fall, 1949—Isbell fired after first four games and Driskill named coach. Team finishes seventh in Eastern Division with 1-11 record. Barwegen again named all-league.

December 9, 1949—National Football League and AAFC reach "peace" agreement and Colts enter NFL for 1950 season.

December 18, 1949—Abraham Watner named Colts' president.

Spring, 1950—Clem Crowe named head coach.

December 10, 1950—Colts conclude 1-11 season with 15-14 defeat to Yanks at Yankee Stadium. Yanks will later become the Baltimore Colts.

January 18, 1951—Watner withdraws franchise and is paid \$50,000 for players by NFL.

December 3, 1952—Commissioner Bert Bell, addressing Advertising Club, issues challenge to Colts fans to sell 15,000 season tickets in six weeks to re-enter NFL.

December 8, 1952—Ticket drive officially begins with quota reached in four weeks, three days.

January 11, 1953—Carroll Rosenbloom, with 52 per cent control, heads ownership group including William F. Hilgenberg, Zanvyl Krieger, Thomas Mullan, Sr., and R. Bruce Livie.

January 23, 1953—Dallas Texan franchise moved to Baltimore, Don Kellett named president and general manager and Keith Molesworth, head coach.

March 25, 1953—Baltimore and Cleveland put together one of the biggest deals in sports history, a trade which involved 15 players. The Colts acquired 10 ex-Browns in exchange for five Colts. Players acquired by the Colts were quarterback Harry Agganis, tackle Dick Batten, end Gern Nagler, halfback Bert Rechichar, guard Ed Sharkey, tackle Stu Sheetz, halfback Don Shula, end Art Spinney, halfback Carl Taseff and guard Elmer Willhoite. Going to the Browns were linebacker Tom Catlin, tackle Don Colo, guard Hershel Forrester, tackle Mike McCormack and halfback John Pettibon.

September 27, 1953—Colts upset Chicago Bears 13-9 in NFL opener at Memorial Stadium before 23,715 fans.

Spring, 1954—Weeb Ewbank named head coach.

February 4, 1957—Carroll Rosenbloom named president.

November 2, 1958—Colts record club's first shootout, 56-0 over Green Bay Packers, to win sixth straight game and also set club record for largest margin of victory.

November 16, 1958—Colts defeat Chicago 17-0, marking first shootout for Bears in 149 games.

November 30, 1958—Colts clinch first Western Division title 35-27 over San Francisco before second straight record home sellout crowd of 57,557.

December 28, 1958—Colts defeat New York Giants 23-17



at Yankee Stadium in "sudden death" game for World Championship.

- December 12, 1959**—Colts score 24 fourth quarter points to rally from 10-point deficit and defeat Los Angeles 45-26 at the Coliseum for second Western Division championship.
- December 27, 1959**—Colts beat New York Giants 31-16 in Baltimore for second straight World Championship.
- December 11, 1960**—Touchdown passing streak by John Unitas snapped by Los Angeles at NFL record 47 games.
- January 8, 1963**—Don Shula relieves Weeb Ewbank as team's third head coach since 1953. Gino Marchetti and Bill Pellington later named first player-coaches.
- December 15, 1963**—John Unitas concludes season with eight team and one then-NFL record of 237 completions.
- January 20, 1964**—Carroll Rosenbloom purchases all remaining stock to gain full ownership.
- November 22, 1964**—Colts win club record 10th straight game, 24-7 over Rams in Los Angeles, to clinch third Western Conference title.
- December 13, 1964**—Raymond Berry catches 506th career pass against Washington and Lenny Moore scores 20th touchdown of season, both NFL records at the time.
- December 27, 1964**—Browns defeat Colts 27-0 in NFL title game in Cleveland.
- December 26, 1965**—Packers edge Colts 13-10 in "sudden death" playoff for Western Conference crown. Tom Matte quarterbacks club in absence of injured John Unitas and Gary Cuozzo.
- June 8, 1966**—NFL and American Football League announce merger for 1970.
- January 23, 1967**—Don Kellett retires and Joe Campanella succeeds as general manager.
- February 15, 1967**—Joe Campanella, Colts GM passes away.
- March 17, 1967**—Publicity Director Harry Hulmes named general manager.
- November 5, 1967**—Colts score two late touchdowns to defeat world champion Packers 13-10 and snap five-game series losing string.
- December 17, 1967**—Unbeaten in 13 games (11-0-2), Colts drop final game of season in Los Angeles 34-10 to miss playoffs.
- August 3, 1968**—Art Donovan becomes first Colt to be inducted into Pro Football Hall of Fame.
- December 8, 1968**—Colts win Coastal Division title by virtue of Chicago's 17-16 win over Los Angeles. Colts defeated Green Bay 16-3 day before.
- December 22, 1968**—Colts defeat Minnesota 24-14 for Western Conference crown.
- December 29, 1968**—Colts shutout Cleveland 34-0 for NFL championship and first title since 1958-59.
- January 12, 1969**—New York Jets defeat Colts 16-7 in Super Bowl III at Orange Bowl.



HISTORY

- May 17, 1969**—Baltimore, Pittsburgh, and Cleveland join old AFL teams to form American Football Conference as NFL realigns.
- January 6, 1970**—Don Klosterman named general manager.
- April 3, 1970**—Don McCafferty succeeds Don Shula as head coach. Schula quit to become head coach of Miami Dophins.
- September 20, 1970**—Baltimore wins first AFC game, 16-14 over San Diego, in realigned NFL.
- December 13, 1970**—Colts clinch Eastern Division Championship with 20-14 win at Buffalo.
- December 26, 1970**—Colts win AFC Divisional Playoff game with Cincinnati Bengals, 17-0.
- January 3, 1971**—Colts defeat Oakland 27-17 to win AFC championship.
- January 17, 1971**—Colts win first AFC-NFC Super Bowl 16-13 over Dallas on Jim O'Brien's 32-yard field goal with five seconds to play at Orange Bowl.
- March 18, 1971**—Steve Rosenbloom named president and Carroll Rosenbloom, chairman of the board.
- January 2, 1972**—Miami defeats Baltimore 21-0 in AFC title game at Orange Bowl. Colts qualified for playoffs as wild card team and defeated Cleveland 20-3 in AFC playoffs.
- July 26, 1972**—Robert Irsay acquires Colts from Carroll Rosenbloom in exchange for Los Angeles Rams. Joe Thomas named Vice President and General Manager.
- July 29, 1972**—Gino Marchetti inducted into Pro Football Hall of Fame, joining Art Donovan.
- October 16, 1972**—John Sandusky replaced Don McCafferty as head coach after fifth game of season.
- January 22, 1973**—John Unitas goes to San Diego.
- February 14, 1973**—Howard Schnellenberger named head coach.
- July 28, 1973**—Raymond Berry and Jim Parker inducted into Pro Football Hall of Fame.
- September 29, 1974**—Joe Thomas replaces Howard Schnellenberger as head coach.
- October 20, 1974**—Lydell Mitchell establishes NFL single game record of 40 carries (156 yards) in 35-20 win over New York Jets at Shea Stadium.
- December 15, 1974**—Bert Jones completes NFL record 17 consecutive passes and Lydell Mitchell wins league pass catching title with 72 receptions, record then for running backs.
- January 15, 1976**—Ted Marchibroda named head coach.
- August 2, 1975**—Lenny Moore inducted into Pro Football Hall of Fame.
- December 7, 1975**—Lydell Mitchell rushes 119 yards against New York Giants at Shea Stadium to become first Colt running back to rush for 1,000 yards in a season.
- December 14, 1975**—Colts defeat Miami 10-7 on Toni Linhart's 31-yard field goal with 2:16 left to play in overtime.
- December 21, 1975**—Colts complete greatest turnaround season in NFL history with ninth straight win,



defeating New England 34-21 at Memorial Stadium to finish 10-4 and win Eastern Division title.

- December 12, 1976**—Baltimore, for the second consecutive year, captured the AFC Eastern Division Championship after defeating Buffalo 58-20 in last home game of regular season.
- January 25, 1977**—Colts name Dick Szymanski, former Club director of Pro Personnel as General Manager; Ernie Accorsi, a former Colt PR Director, named to the post of Assistant General Manager.
- November 20, 1977**—Lydell Mitchell breaks Lenny Moore's career rushing record of 5174 yds. Mitchell ended the '77 season with 5487 yds.
- December 18, 1977**—Colts defeat New England in the season finale 30-24 to clinch their third consecutive AFC Eastern Divisional title with a 10-4 record. The Colts winning TD came on a 88 yard drive, the longest in Colts history.
- July 29, 1978**—Weeb Ewbank inducted into the Pro Football Hall of Fame.
- March 28, 1979**—Ground breaking ceremonies held at new training facility site in Owings Mills, Md.
- July 28, 1979**—John Unitas inducted into the Pro Football Hall of Fame.
- December 16, 1979**—Joe Washington sets team record with 82 receptions to lead NFL.
- January 16, 1980**—Mike McCormack named Head Coach.
- February 26, 1980**—Grand opening of new Colts training complex.
- May 2, 1981**—Over 14,000 fans visit Colts training complex during first-ever open house.
- December 21, 1981**—Frank Kush named Head Coach.
- May 16, 1982**—Ernie Accorsi named General Manager.
- September 20, 1982**—After two weeks of regular season play, the NFL Players Association called a players' strike at 12:00 midnight (ET). It was the first in-season work stoppage in league history. The regular season resumed on Sunday and Monday, November 20-21. Eight weekends of the 16-week regular season were not played as scheduled. A ninth weekend of 14 games was rescheduled and played on Sunday and Monday, January 2-3, 1983. A total of 98 games were erased by the strike.
- April 26, 1983**—Colts select Stanford QB-John Elway with the first pick in the 1983 NFL draft.
- May 2, 1983**—Colts trade John Elway to Denver in exchange for Broncos' 1983 number one draft choice, OT-Chris Hinton, along with QB-Mark Herrmann and Denver's first round selection in the 1984 NFL draft.
- December 18, 1983**—Colts complete season at 7-9, marking the biggest turnaround in NFL history for a team that had gone winless the previous season.
- March 28, 1984**—Colts moved to Indianapolis.
- April 18, 1984**—Indianapolis Colts tickets offered for sale. Over-whelming response yields 143,000 season ticket requests in two weeks.



HISTORY/ALL-TIME COACHES

April 26, 1984—Jim Irsay named general manager.

December 13, 1984—Hal Hunter named interim head coach

January 28, 1985—Rod Dowhower named head coach

COLTS ALLTIME HEAD COACHES/ASSISTANTS

HEAD COACH	YEARS	RECORD	ASSISTANTS
Cecil Isbell	1947-49	9-23-1	Nick Campofreda; Don Edmunds; Andy Hewlett; Joel Hunt; John Taylor (1947); Tom Stidman (1947-48); Lou Defilippo (1948); Bill Conkright; Walter Driskill; Mike Michalske; Charles O'Rourke (1949)
* 1 Walter Driskill	1949	1- 7	
Clem Crowe	1950	1-11	Joel Hunt; Wayne Milner; Rocco Pirro
Keith Molesworth	1953	3-9	Otis Douglas; Ray Richards; Nick Wasyluk
Weeb Ewbank	1954-62	61-52-1	Russ Murphy; Joe Thomas (1954); Frank Cumiskey; Charles Winner (1954-62); Tom Hughes (1955); Frank Lauterbur (1955-56); Herman Ball (1956-62); John Bridgers; Bob Shaw (1957-58); Don McCafferty; John Sandusky (1959-62)
Don Shula	1963-69	75-26-4	Gino Marchetti; Jim Mutscheller; Bill Pellington (1963); Charles Winner (1963-65); Don McCafferty; John Sandusky (1963-69); Bill Arnsparger; Dick Bielski (1964-69); Chuck Noll (1966-68); Bob Boyd (1969)
Don McCafferty	1970-72	26-11-1	Lou Rymkus (1970); Dick Bielski; Bob Boyd; Hank Bullough; John Idzik; John Sandusky (1970-72); Bob (Red) Miller (1971-72)
* 2 John Sandusky	1972	4- 5	
Howard Schnellenberger	1973-74	4-13	Ray Callahan; Bobby Franklin; Dick Voris (1973); Pete McCulley; George Sefcik; George Young (1973-74); Don Doll; Frank Lauterbur, Jerry Smith (1974)
* 3 Joe Thomas	1974	2- 9	
Ted Marchibroda	1975-79	41-36	Pete McCulley; Jerry Smith (1975-76); Frank Lauterbur (1975-77); Whitey Dovell (1975-78); Maxie Baughan; George Boutselis (1975-79); Dick Bielski; Ed Khayat (1977-79); Ralph Hawkins (1978); John Symank; Ernie Zwahlen (1979)
Mike McCormack	1980-81	9-23	Clyde Powers (1980); Dick Bielski; George Boutselis; John Idzik; Ed Khayat; John Symank; Joe Vitt; Chuck Weber; Ray Wietecha (1980-81); Bob Boyd (1981)
Frank Kush	1982-84	11-28-1	Bud Carson (1982); Bob Valsente (1982-83); Zeke Bratkowski; Gunther Cunningham; Hal Hunter; Richard Mann; Roger Theder; Rick Venturi; Mike Westhoff (1982-84); George Catavolos; Tom Zupancic (1984)
* 4 Hal Hunter	1984	0- 1	
Rod Dowhower	1985		John Becker; George Catavolos; George Hill; Tom Lovat; Billie Matthews; Chip Myers; Keith Rowen; Steve Sidwell; Rick Venturi; Tom Zupancic (1985)

* 1 Succeeded Isbell for last eight games

* 2 Succeeded McCafferty for last nine games

* 3 Succeeded Schnellenberger for last eleven games

* 4 Succeeded Kush for last game



HALL OF FAME COLTS

RAYMOND BERRY, End, 6-2, 187, SMU

Retired in 1967 as the leading pass receiver in NFL history (now ranks second) with 631 receptions...selected as a "future" choice in the 20th round of the 1954 draft by the Colts... named all-pro three times (1958-60) and played in five Pro Bowl games...led NFL in receiving in 1958-60...holds NFL championship game records for yardage (178) and receptions (12), which he set in the 1958 "sudden death" title game against the New York Giants...last career touchdown reception came against Dallas at Memorial Stadium on December 3, 1967 and covered five yards...born February 27, 1933 in Corpus Christi, Texas...attended Paris (Texas) High School...inducted in the Hall of Fame, July 28, 1973.



Year - Team	GP	No.	Yds.	Avg.	LG	TD
1955 - Balt	12	13	205	15.8	45	0
1956 - Balt	12	37	601	16.2	54	2
1957 - Balt	12	47	800	17.0	67t	6
1958 - Balt	12	56	794	14.2	54	9
1959 - Balt	12	66	959	14.5	55t	14
1960 - Balt	12	74	1298	17.5	70t	10
1961 - Balt	12	75	873	11.6	44	0
1962 - Balt	14	51	687	13.5	37	3
1963 - Balt	9	44	703	16.0	64t	3
1964 - Balt	12	43	663	15.4	46	6
1965 - Balt	14	58	739	12.7	40	7
1966 - Balt	14	56	789	14.0	40t	7
1967 - Balt	7	11	167	15.1	40	1
TOTALS	153	631	9278	14.7	70t	68

ART DONOVAN, Defensive Tackle, 6-3, 265, Boston College

The first Colt to enter the Hall of Fame, Donovan was inducted August 3, 1968...played from 1953-61 with the current Colt franchise and with Baltimore in 1950, the New York Yanks, 1951, and Dallas Texans, 1952...all-pro 1954-57 and played in the Pro Bowl game five times...one of the most popular Colts of all time...attended Notre Dame for one year, entered the Marines during World War II, and switched to Boston College after his service discharge...lettered four years (1946-49) as a tackle and was named All-East in 1948-49...reported to training camp in 1962, but announced his retirement at age 37, before the season opened...he was honored and his jersey number, 70, retired in an emotional ceremony at Memorial Stadium on September 16, 1962...attended St. Michael High School in New York City, where he was born June 5, 1925 in the Bronx...lives with his family in Towson, Maryland.





HALL OF FAME

WEBB EWBANK, Head Coach 1954-62

Ewbank led the Colts to consecutive World Championships in 1958 and 1959...defeated the N.Y. Giants 23-17 in sudden death overtime thriller called "the greatest game ever played" ...beat the Giants again in '59 31-16 to win second world title...had a career mark of 59-52-1 in 9 seasons with Colts...left Baltimore in '62 to become head coach of the N.Y. Jets...led the Jets to a Super Bowl Championship in '68 defeating the Colts 16-7 in Super Bowl III...had a career coaching record in New York of 71-77-6, giving him a career record of 130-129-7 for 20 years in the NFL/AFL...his 4-1 postseason mark gives him 134 career victories to rank 10th on the all-time list...is the only coach in NFL history to win world championships in both the NFL and AFL...nine years as head coach of the Colts is the longest coaching tenure in Colts history...born in Richmond, Indiana on May 6, 1907...attended Richmond High School where he was a three sport-star...graduated from Miami of Ohio in 1928...Coached basketball for 13 years at Miami...coached with Paul Brown at the naval base at Great Lakes...rejoined Brown in '49 as the Cleveland Browns tackle coach...joined the Colts in 1954 succeeding Keith Molesworth.



GINO MARCHETTI, Defensive End, 6-4, 245, San Francisco

Marchetti, acclaimed as the greatest defensive end in pro football history during the 1969 NFL 50th anniversary, was inducted into the Hall of Fame on July 29, 1972...named all-pro nine consecutive seasons (1956-64) and played in every Pro Bowl game from 1954 through 1964, with the exception of the 1958 game, which he missed with a broken ankle suffered in the "sudden death" championship game against the New York Giants...announced retirement after the 1963 season, in which he also served as an assistant coach, but reconsidered and played in 1964...retired again following the 1964 season, but returned to play in four games in 1966, when the Colts suffered heavy injuries in the defensive line...played his final game on December 18, 1966 in San Francisco...fought in the "Battle of the Bulge" during World War II at the age of 18, after graduating from Antioch (Calif.) High School...was a 1951 All-West Coast tackle selection at San Francisco and played in the East-West and College All-Star games...born January 2, 1927 in Smithers, West Virginia...makes his home with his family in Devon, Pa.



Raymond Berry was inducted into the Hall of Fame in 1973

HALL OF FAME



LENNY MOORE, Running Back & Flanker, 6-1, 190, Penn State

Moore entered the Hall of Fame on August 2, 1975...retired in 1967 with 12,451 combined net yards in a 12-year career to rank 9th among the all-time NFL leaders...he gained 5174 yards rushing and 6039 yards on 363 receptions along with 1180 yards on kickoff returns and 56 yards on punt returns...scored 678 points on 113 touchdowns with stretches of 18 straight games scoring at least one touchdown and 11 straight scoring at least one touchdown rushing; both are NFL records...gained All America honors at Penn State and was the number one draft pick of the Colts in 1956...was named 1956 Rookie of the Year...selected Comeback Player of the Year and Most Valuable Player in 1964, when he scored 20 touchdowns, after many thought his career had ended...born November 25, 1933 in Reading, Pa., and attended Reading High School...lives with his wife and children in Baltimore.



Year - Team	RUSHING						RECEIVING				
	GP	No.	Yds.	Avg.	LG	TD	No.	Yds.	Avg.	LG	TD
1956 - Balt	12	86	649	7.5	79t	8	11	102	9.3	27	1
1957 - Balt	12	98	488	5.0	55t	3	40	687	17.2	82t	7
1958 - Balt	12	82	598	7.3	73t	7	50	938	18.8	77t	7
1959 - Balt	12	92	422	4.6	31t	2	47	846	18.0	71	6
1960 - Balt	12	91	374	4.1	57t	4	45	936	20.8	80t	9
1961 - Balt	13	92	648	7.0	54t	7	49	728	14.9	72t	8
1962 - Balt	10	106	470	4.4	25	2	18	215	11.9	80t	2
1963 - Balt	7	27	136	5.0	25t	2	21	288	13.7	34	2
1964 - Balt	14	157	584	3.7	32t	16	21	472	22.5	74t	3
1965 - Balt	12	133	464	3.5	28t	5	27	414	15.3	52t	3
1966 - Balt	13	63	209	3.3	18	3	21	260	12.4	36	0
1967 - Balt	14	42	132	3.1	21	4	13	153	11.8	37	0
TOTALS	143	1069	5174	4.8	79t	63	363	6039	16.6	82t	48

Kick-Off Returns: 49 - 1180 - 24.1 - 92t - 1
 Punt Returns: 14 - 56 - 4.0 - 15 - 0

JIM PARKER, Guard and Tackle, 6-3, 272, Ohio State

A member of both the Professional and National Football Foundation Halls of Fame...the Colts first draft pick in 1957, after twice being named All-America (1955-56) as a guard at Ohio State...winner of the 1956 Outland Trophy as the nation's outstanding lineman...also played linebacker collegiately...his 1954 team won the Rose Bowl and the national championship...named to the modern all-time All-America college football team in 1969, which was selected as part of the 100th anniversary of college football...was all-pro eight consecutive seasons (1958-65) and played in the Pro Bowl following each of those seasons...started as the left tackle for the Colts, was moved in 1962 to left guard, and back to tackle in 1966...announced retirement near end of the 1967 season in which he only played in three games because of a leg injury...played in 139 consecutive games, the second longest string in Colt history...streak ended when he missed the Colts game with San Francisco at Memorial Stadium on Oct. 10, 1967...born April 3, 1934 in Macon, Georgia and attended Scott High School in Toledo, Ohio...lives with his family in Baltimore.





HALL OF FAME



JOHN UNITAS, QB, 6-1, 196, Louisville
1973 was the end of an era in the NFL. John Unitas, the greatest quarterback ever to put on shoulder pads, retired. After 18 years, Unitas left the game with a helmet full of records.

He was the first quarterback to pass for more than 40,000 yards. His NFL records include most consecutive seasons leading the league in touchdown passes (4) and most consecutive games with a TD pass (47), a feat that rivals Joe

DiMaggio's 56 game hitting streak.

He ended his career ranked number one in NFL history in six categories: most passes attempted (5,186), most passes completed (2,830), most yards gained passing (40,239), most seasons 3,000 yards or more passing (3), most games with 300 yards or more passing (26) and most touchdown passes (290).

He also set several post-season marks including highest career completion percentage (62.9) and most yards gained in championship play (1,177).

In his 17 seasons with the Colts, he established 22 records. During his stay in Baltimore, Unitas was named the NFL's Most Valuable Player three times and played in 10 Pro Bowls, the most ever by a Colt. He was 5 times named All-Pro.

With Unitas calling signals, the Colts won World Championships in 1958 and 1959 and the Super Bowl title in 1970.

Unitas opened his quarterbacking career with the Colts throwing an interception for a TD to J.C. Caroline of the Bears on October 21, 1956. He ended his career with the Colts by throwing a TD to Eddie Hinton on December 3, 1972. Between those two passes he provided an entire generation of football fans with memories and moments that they will never forget.

- 1956 Called the "Cinderella Kid" sets NFL mark for completion percentage by a rookie 55.6%
- 1957 Throws for 2,550 yds and 24 TDs and is named NFL MVP.
- 1958 Led Colts to 23-17 overtime win against N.Y. Giants for World Championship.
- 1959 Throws record 32 TDs and leads team to second World Championship
- 1960 Streak of 47 consecutive games with a TD pass ends. Sets an NFL record of 3,099 yds passing.
- 1963 Completes 237 passes for NFL record.
- 1964 Named the NFL's MVP, had only 6 of 305 pass attempts intercepted.
- 1966 Tops NFL record for career TDs with 232 and most yards gained passing 29,539.
- 1967 Leads the team to a 11-1-2 record and wins his third MVP award in the NFL.
- 1969 Named the NFL's greatest quarterback in honor of the 50th Anniversary of the league. Named the player of the decade by the Associated Press.
- 1970 Leads the team to its first AFC championship. Suffers a rib injury in the first half of the Colts 16-13 Super Bowl win over the Dallas Cowboys.
- 1973 Career ends with 40,239 yds passing on 5,186 attempts and 2,830 completions with 290 TDs, all NFL records.

Year - Team	Att.	Comp.	Yards	Pct.	TD	Int
1956 - Balt.	198	110	1498	55.6	9	10
1957 - Balt.	301	172	2550	57.1	24	17
1958 - Balt.	263	136	2007	51.7	19	7
1959 - Balt.	367	193	2899	52.6	32	14
1960 - Balt.	378	190	3099	50.3	25	24
1961 - Balt.	420	229	2990	54.5	16	24
1962 - Balt.	389	222	2967	57.1	23	23
1963 - Balt.	410	237	3481	57.8	20	12
1964 - Balt.	305	158	2824	51.8	19	6
1965 - Balt.	282	164	2530	58.2	23	12
1966 - Balt.	348	195	2748	56.0	22	24
1967 - Balt.	436	255	3428	58.5	20	16
1968 - Balt.	32	11	139	34.4	2	4
1969 - Balt.	327	178	2342	54.4	12	20
1970 - Balt.	321	166	2213	51.7	14	18
1971 - Balt.	176	92	942	52.3	3	9
1972 - Balt.	157	88	1111	56.1	4	6
1973 - S.D.	76	34	471	44.7	3	7
TOTALS	5186	2830	40239	54.6	290	253



RETIRED COLTS JERSEYS

19	Johnny Unitas	70	Art Donovan
22	Buddy Young	77	Jim Parker
24	Lenny Moore	82	Raymond Berry
	89	Gino Marchetti	

ALL-PRO COLTS

First-team selections only.

- 1953—Tom Keane, HB
 1954—Art Donovan, DT
 1955—Alan Ameche, FB; Art Donovan, DT; Bert Rechichar, HB
 1956—Art Donovan, DT; Gino Marchetti, DE
 1957—Milt Davis, DHB; Art Donovan, DT; Gino Marchetti, DE; John Unitas, QB
 1958—Raymond Berry, WR; Gene Lipscomb, DT; Gino Marchetti, DE; Lenny Moore, RB; Jim Parker, T; John Unitas, QB
 1959—Raymond Berry, WR; Gene Lipscomb, DT; Gino Marchetti, DE; Lenny Moore, RB; Andy Nelson, DHB; Jim Parker, T; Art Spinney, G; John Unitas, QB
 1960—Raymond Berry, WR; Gene Lipscomb, DT; Gino Marchetti, DE; Lenny Moore, RB; Jim Parker, T
 1961—Gino Marchetti, DE; Lenny Moore, RB; Jim Parker, T
 1962—Gino Marchetti, DE; Jim Parker, G-T
 1963—Gino Marchetti, DE; Jim Parker, G
 1964—Bob Boyd, DHB; Gino Marchetti, DE; Lenny Moore, RB; Jim Parker, G; John Unitas, QB; Bob Vogel, T
 1965—Bob Boyd, DHB; Jimmy Orr, FI; Jim Parker, G; John Unitas, QB; Bob Vogel, T
 1966—Bob Boyd, DHB; John Mackey, TE
 1967—John Mackey, TE; Willie Richardson, FI; John Unitas, QB; Bob Vogel, T
 1968—Bob Boyd, DHB; Mike Curtis, LB; John Mackey, TE; Earl Morrall, QB; Bob Vogel, T; Rick Volk, S
 1969—David Lee, P
 1970—David Lee, P; Jerry Logan, S; Bubba Smith, DE; Rick Volk, S
 1971—Ted Hendricks, LB; Bubba Smith, DE; Rick Volk, S
 1975—George Kunz, T
 1976—John Dutton, DE; Bert Jones, QB
 1983—Rohn Stark, P

Colts punter Rohn Stark earned All-Pro honors in 1983.





PRO BOWL COLTS

PRO BOWL COLTS

Selections are listed by seasons and not by the year in which the Pro Bowl game was played. () Pro Bowl Outstanding Players*

- 1953—Dick Barwegen, Art Donovan, Tom Keane, George Taliaferro
1954—Art Donovan, Gino Marchetti, Buddy Young
1955—Alan Ameche, Art Donovan, Gino Marchetti, Bert Rechichar, Dick Szymanski
1956—Alan Ameche, Art Donovan, Gino Marchetti, Lenny Moore, Bert Rechichar *
1957—Alan Ameche, Art Donovan, Gino Marchetti, Jim Mutscheller, Bert Rechichar, John Unitas
1958—Alan Ameche, Raymond Berry, Don Joyce, Gene Lipscomb, Lenny Moore, Jim Parker, John Unitas
1959—Raymond Berry, Gene Lipscomb *, Gino Marchetti, Lenny Moore, Jim Parker, Art Spinney, John Unitas *
1960—Gino Marchetti, Lenny Moore, Andy Nelson, Jim Parker, Art Spinney, John Unitas *
1961—Raymond Berry, Gino Marchetti, Lenny Moore, Jim Parker, John Unitas
1962—Raymond Berry, Gino Marchetti, Jim Parker, Dick Szymanski, John Unitas
1963—Raymond Berry, John Mackey, Gino Marchetti*, Jim Parker, John Unitas *
1964—Raymond Berry, Bobby Boyd, Gino Marchetti, Lenny Moore, Jim Parker, Dick Szymanski, Bob Vogel, John Unitas
1965—Jerry Logan, John Mackey, Jim Parker, Bob Vogel
1966—Ordell Braase, Lenny Lyles, John Mackey, John Unitas
1967—Ordell Braase, John Mackey, Fred Miller, Willie Richardson, John Unitas, Bob Vogel, Rick Volk
1968—Bob Boyd, Mike Curtis, John Mackey, Tom Matte, Earl Morrall, Willie Richardson, Bob Vogel
1969—Tom Matte, Fred Miller, Rick Volk
1970—Mike Curtis, Jerry Logan, Bubba Smith
1971—Norm Bulaich, Bill Curry, Mike Curtis, Ted Hendricks, Jerry Logan, Bubba Smith, Bob Vogel, Rick Volk
1972—Bill Curry, Ted Hendricks; Bruce Laird
1973—Ted Hendricks
1974—Mike Curtis
1975—John Dutton, George Kunz, Lydell Mitchell
1976—Roger Carr, John Dutton, Bert Jones, George Kunz, Toni Linhart, Lydell Mitchell
1977—Mike Barnes, John Dutton, George Kunz, Toni Linhart, Lydell Mitchell
1979—Joe Washington
1983—Chris Hinton

Chris Hinton was the first rookie offensive lineman selected to start in the Pro Bowl.





COLTS CHAMPIONSHIP GAMES

**NFL CHAMPIONSHIP
DEC. 28, 1958 YANKEE STADIUM**

BALTIMORE 23, NEW YORK 17—Quarterback Johnny Unitas took the Colts 80 yards in 13 plays, the last a one-yard carry by Alan Ameche through the right side of the Giant line at 8 minutes, 15 seconds of sudden death overtime. The regulation game ended 17-17 when Baltimore's Steve Myhra booted a 20-yard field goal seconds from the gun. It has been called "the greatest game ever played" and the 64,185 who watched it at Yankee Stadium agree.

Baltimore 0 14 0 3 6—23

New York 3 0 7 7 0—17

NY—FG Summerall 36

Balt—Ameche 2 plunge (Myhra kick)

Balt—Berry 15 pass from Unitas (Myhra kick) ..

NY—Triplet 1 plunge (Summerall kick)

NY—Gifford 15 pass from Conerly (Summerall kick)

Balt—FG Myhra 20

Balt—Ameche 1 plunge (No conversion attempted)

Passing

Balt—Unitas (26-40-349), 1 TD, 1 Int, L-60

NY—Conerly (10-14-187), 1 TD, 0 Int, L-67

Rushing

Balt—Ameche (14-65), Dupre (11-30),

Moore (8-23)

NY—Gifford (12-60), Webster (12-24)

Receiving

Balt—Berry (12-178), Moore (6-101), Mutscheller (3-46)

NY—Rote (2-76), Schnelker (2-63)

**NFL CHAMPIONSHIP
DEC. 27, 1959 BALTIMORE MEMORIAL STADIUM**

BALTIMORE 31, NEW YORK 16—The Giants led 9-7 after three periods by virtue of three field goals by Pat Summerall, but Baltimore's crack defensive backfield took charge in the final quarter, three times making interceptions that resulted in scores. Colt quarterback Johnny Unitas scored one TD and passed for two before a home crowd of 57,545 in Memorial Stadium.

New York 3 3 3 7—16

Baltimore 7 0 0 24—31

Balt—Moore 59 pass from Unitas (Myhra kick)

NY—FG Summerall 23

NY—FG Summerall 37

NY—FG Summerall 22

Balt—Unitas 4 run (Myhra kick)

Balt—Richardson 12 pass from Unitas (Myhra kick)

Balt—Sample 42 intercepted pass (Myhra kick)

Balt—FG Myhra 25

NY—Schnelker 32 pass from Conerly (Summerall kick)

Passing

Balt—Unitas (18-29-264), 2 TDs, 0 Int, L-59

NY—Conerly (16-35-232), 0 TDs, 2 Int, L-48

Rushing

Balt—Ameche (9-31), Sommer (6-15), Pricer (4-14),

NY—Gifford (9-50), Triplet (5-37), Webster (8-25)

Receiving

Balt—Moore (3-126), Berry (5-68), Mutscheller (5-40)

NY—Schnelker (9-175), Rote (2-41), King (4-17)

**NFL CHAMPIONSHIP
DEC. 27, 1964 CLEVELAND STADIUM**

CLEVELAND 27, BALTIMORE 0—Both teams drew blanks in the first half but the Browns nailed down the World Championship with a 17-point third quarter. Quarterback Frank Ryan and fullback Jim Brown made the Cleveland attack click, as it rolled up 20 first downs to Baltimore's 11 and outgained the Colts, 339 to 171 yards. Ryan completed 11 of 18 passes for 206 yards and three touchdowns—all to end Gary Collins from distances of 18, 42 and 51 yards, while the brilliant Brown bulled for 114 yards on 27 shots as Cleveland controlled the ball. Attendance was 79,544.

Baltimore 0 0 0 0—0

Cleveland 0 0 17 10—27

Clev—FG Groza 43

Clev—Collins 18 pass from Ryan (Groza kick)

Clev—Collins 42 pass from Ryan (Groza kick)

Clev—Collins 51 pass from Ryan (Groza kick)

Clev—FG Groza 3

Passing

Balt—Unitas (12-20-96) 0 TDs, 2 Int, L-23

Clev—Ryan (11-18-206) 3 TDs, 1 Int, L-51

Rushing

Balt—Moore (9-40), Hill (9-31), Unitas (6-30)

Clev—Brown (27-114), L-46, Green (10-29)

Receiving

Balt—Berry (3-38), Orr (2-31), Lorick (3-18)

Clev—Collins (5-130), Brown (3-37), Brewer (2-26)



CHAMPIONSHIP GAMES

NFL WESTERN DIVISION PLAYOFF DEC. 26, 1965 LAMBEAU FIELD

GREEN BAY 13, BALTIMORE 10—A courageous effort by the undermanned Colts was doomed by a pair of Don Chandler field goals—one with 1:58 remaining from 22 yards to tie the score and a second of 25 yards to conclude 13:39 of "sudden-death" action. The Colts had jumped ahead 7-0, after 21 seconds of play when Don Shinnick scooped up Bill Anderson's fumble and trudded 25 yards to the end zone. They protected their edge tenaciously until the finish as Tom Matte went the route at quarterback, rushing for 57 yards and passing for 40. Zeke Bratkowski, subbing for the injured Bart Starr, completed 22 of 39 aerials for 248 yards. The Packers ran 80 plays to the Colts' 59 and led in first downs, 23-9. Attendance was 50,484.

Baltimore 7 3 0 0 0-10
Green Bay 0 0 7 3 3-13
Balt—Shinnick 25 fumble return (Michaels kick)
Balt—FG Michaels 15
GB—Hornung 1 run (Chandler kick)
GB—FG Chandler 22
GB—FG Chandler 25

Passing

Balt—Matte (2-12-40), 0 TDs, 0 Int, L-16
GB—Bratkowski (22-39-248), 0 TDs, 2 Int, L-33

Rushing

Balt—Matte (17-57), Hill (16-57), Moore (12-33)
GB—Taylor (23-60), Hornung (10-33), Pitts (3-14)

Receiving

Balt—Mackey (3-25), Moore (2-15)
GB—Anderson (8-78), Dowler (5-50), Hornung (4-42)
Dale (3-63)

NFL PLAYOFF DEC. 22, 1968 BALTIMORE MEMORIAL STADIUM

BALTIMORE 24, MINNESOTA 14—It was a cold, rainy day when the Colts tucked away the Western Conference championship of the National Football League. Just as they had done earlier in the season, the Vikings provided some uncomfortable moments after the Colts managed to obtain a big lead. It wasn't until late in the first half that the Colts were able to nab a 7-0 lead on Earl Morrall's pass to Tom Mitchell after Willie Richardson's diving catch of a 33-yard aerial put the ball at the three. John Mackey's touchdown reception and Mike Curtis' 60-yard return of a fumble made it 21-0 after three quarters. Viking quarterback Joe Kapp refused to give up and fired TD passes to Bill Martin and Bill Brown before time ran out on him. Attendance was 60,238.

Minnesota 0 0 0 14-14
Baltimore 0 7 14 3-24
Balt—Mitchell 3 pass from Morrall (Michaels kick)
Balt—Mackey 49 pass from Morrall (Michaels kick)
Balt—Curtis 60 fumble return (Michaels kick)
Minn—Martin 1 pass from Kapp (Cox kick)
Balt—FG Michaels 33
Minn—Brown 7 pass from Kapp (Cox kick)

Passing

Balt—Morrall (13-22-280), 2 TDs, 1 Int, L-49
Minn—Kapp (26-44-287), 2 TDs, 2 Int

Rushing

Balt—Matte (14-31), Hill (8-10)
Minn—Kapp (10-52), Brown (10-30)

Receiving

Balt—Richardson (6-148), Mackey (3-92), Orr (2-36)
Minn—Brown (8-82), Washington (5-95), Beasley (5-69)

NFL CHAMPIONSHIP DEC. 27, 1968 CLEVELAND STADIUM

BALTIMORE 34, CLEVELAND 0—After a scoreless first period, Baltimore's Tom Matte scored two of his record-tying three touchdowns in a 17-point Colts' second quarter. Meanwhile, the capacity crowd of 80,628 at Cleveland Stadium saw the Browns held scoreless for only the second time in the club's history as the Colts registered their fourth shutout of the season.

Baltimore 0 17 7 10-34
Cleveland 0 0 0 0-0
Balt—FG Michaels 28
Balt—Matte 1 run (Michaels kick)
Balt—Matte 12 run (Michaels kick)
Balt—Matte 2 run (Michaels kick)
Balt—FG Michaels 10
Balt—T. Brown 4 run (Michaels kick)

Passing

Balt—Morrall (11-25-269) 0 TDs, 1 Int, L-38
Clev—Nelson (11-26-132) 0 TDs, 2 Int, L-22, Ryan (2-6-19)

Rushing

Balt—Matte (17-88), L-12, Hill (11-60), T. Brown (5-18)
Clev—Kelly (13-28), Harraway (6-26)

Receiving

Balt—Richardson (3-78), Mackey (2-34), Orr (2-33)
Clev—Morin (3-41), Harraway (4-40), Warfield (2-30)

CHAMPIONSHIP GAMES



SUPER BOWL III

JAN. 12, 1969 MIAMI ORANGE BOWL

NEW YORK JETS 16, BALTIMORE 7—At Miami Orange Bowl Stadium, attendance 75,337. Jets' quarterback Joe Namath "guaranteed" victory on the Thursday before the game, then went out and led the AFL to its first Super Bowl victory over a Baltimore team that had lost one of 16 games all season. Namath, chosen the outstanding player, completed 17 of 28 passes for 206 yards and directed a steady attack that dominated the NFL champions after the Jet defense had intercepted Colt quarterback Earl Morrall three times in the first half. The Jets had 337 total yards, including 121 yards rushing by Matt Snell. John Unitas, who had missed most of the season with a sore elbow, came off the bench and led Baltimore to its only touchdown late in the fourth quarter after New York led 16-0.

New York (AFL) 0 7 6 3—16
 Baltimore (NFL) 0 0 0 7—7
 NY—Snell 4 run (Turner kick)
 NY—FG Turner 32
 NY—FG Turner 30
 NY—FG Turner 9
 Balt—Hill 1 run (Michaels kick)

Passing

Balt—Morrall (6-17-71) 0 TDs, 3 Int, L-30
 Unitas (11-24-110) 0 TDs, 1 Int, L-21
 NY—Namath (17-28-206) 0 TD, 0 Int, L-39
 Parilli (0-1-0)

Rushing

Balt—Matte (11-116), L-58, Hill (9-29), L-12
 NY—Snell (30-121), L-12, Boozer (10-29)

Receiving

Balt—Richardson (6-58), Orr (3-42), Mackey (3-35)
 NY—Sauer (8-133), Snell (4-40)

AFC PLAYOFF

DEC. 26, 1970 BALTIMORE MEMORIAL STADIUM

BALTIMORE 17, CINCINNATI 0—Attendance 51,127. John Unitas connected with TD passes to Roy Jefferson and Ed Hinton in the first and fourth quarters and led the Colts into the AFC title game by defeating Cincinnati. The Baltimore defense came through on a cold, windy day and limited Cincinnati to 63 yards rushing and 76 yards passing. Norm Bulaich, Colts' rookie rusher, picked up 116 yards on 25 carries. Jim O'Brien, Colts' rookie kicker and leading scorer, connected with a 44-yard FG, missed one from the same distance. A 49-yard FG try by Horst Muhlmann was blocked by Ray May. Mike Curtis, Colts' middle linebacker, made the game's only interception, picking off one of Virgil Carter's fourth-period passes, to set up an eventual final Colt score.

Cincinnati 0 0 0 0—0
 Baltimore 7 3 0 7—17
 Balt—Jefferson 45 pass from Unitas (O'Brien kick)
 Balt—FG O'Brien 44
 Balt—Hinton 53 pass from Unitas (O'Brien kick)

Passing

Balt—Unitas (6-17-145), 2 TDs, 0 Int, L-53
 Cin—Carter (7-20-64), 0 TDs, 1 Int, L-29
 Wyche (1-1-29), 0 TDs, 1 Int

Rushing

Balt—Bulaich (25-116), Nowatzke (10-25)
 Cin—Robinson (5-25), Phillips (10-12)

Receiving

Balt—Hinton (3-86), Jefferson (2-51)
 Cin—Myers (4-66), Phillips (2-12)

AFC CHAMPIONSHIP

JAN. 3, 1971 BALTIMORE MEMORIAL STADIUM

BALTIMORE 27, OAKLAND 17—At Memorial Stadium, Baltimore, Md., attendance 56,368. Johnny Unitas' passing and play calling, and the running of rookie Norm Bulaich, powered the Colts to the first AFC Championship. Bulaich scored twice and Unitas picked up 245 yards on 11 completions, with his key one coming in the fourth quarter on a 68-yard touchdown reception by Ray Perkins out of a formation of four wide receivers. George Blanda (who at 43 became the oldest player to perform in a title game when he replaced injured Daryle Lamonica in the second period) threw TD passes to Fred Biletnikoff and Warren Wells, but was intercepted three times. Ed Hinton caught five passes for the Colts for 115 yards.

Oakland 0 3 7 7—17
 Baltimore 3 7 10 7—27
 Balt—FG O'Brien 16
 Balt—Bulaich 2 run (O'Brien kick)
 Oak—FG Blanda 48
 Oak—Biletnikoff 38 pass from Blanda (Blanda kick)
 Balt—FG O'Brien 23
 Balt—Bulaich 11 run (O'Brien kick)
 Oak—Wells 15 pass from Blanda (Blanda kick)
 Balt—Perkins 68 pass from Unitas (O'Brien kick)

Passing

Balt—Unitas (11-30-245), 1 TD, 0 Int, L-68
 Oak—Lamonica (1-4-6), 0 TD, 0 Int
 Blanda (17-32-271), 2 TDs, 3 Int, L-38

Rushing

Balt—Bulaich (22-71), Nowatzke (8-32)
 Oak—Dixon (10-51), C. Smith (9-44)

Receiving

Balt—Hinton (5-115), Perkins (2-80), Jefferson (3-36)
 Oak—Wells (5-108), Biletnikoff (5-92)



CHAMPIONSHIP GAMES

SUPER BOWL V

JAN. 17, 1971 MIAMI ORANGE BOWL

BALTIMORE 16, DALLAS 13—At Miami Orange Bowl Stadium, attendance 79,204. Colts' rookie Jim O'Brien climaxed one of the zaniest professional football games ever played by lofting a 32-yard field goal through the Orange Bowl uprights with five seconds left in regulation time to give Baltimore a 16-13 Super Bowl win. The brutal defensive struggle resulted in 11 turnovers, which prevented a fluid, artistic performance but contributed to the drama of the contest. Dallas nearly put the game away early in the third period when, leading 13-6, the Cowboys recovered Jim Duncan's fumble on the 2nd half kickoff and zipped to the Colts' two in five plays. Duane Thomas, however, fumbled on the next play. Rick Volk provided Baltimore with the opportunity to tie halfway through the fourth period when he intercepted Craig Morton on the Dallas 33 and returned it to the three. Tom Nowatzke punctured into the end zone and after O'Brien's PAT it was 13-13. Mike Curtis intercepted another Morton pass on the Dallas 41 in the final minute and ran it back to the 28. The Colts stopped the clock with nine seconds left in the game and O'Brien made history. Morton's desperation pass on the final play of the game was intercepted by Jerry Logan.

Baltimore (AFC) . . . 0 6 0 10-16
Dallas (NFC) 3 10 0 0-13
Dall—FG Clark 14
Dall—FG Clark 30
Balt—Mackey 75 pass from Unitas
(O'Brien kick blocked)
Dall—Thomas 7 pass from Morton (Clark kick)
Balt—Nowatzke 2 run (O'Brien kick)
Balt—FG O'Brien 32

Passing
Balt—Unitas (3-8-88), 1 TD, 2 Int, L-75
Morrall (7-15-147), 1 Int, L-65, Havrilak (1-1-25)
Dall—Morton (12-26-127), 1 TD, 3 Int, L-41
Rushing
Balt—Nowatzke (10-33), Bulaich (18-28)
Dall—Garrison (12-65), Thomas (18-37)
Receiving
Balt—Jefferson (3-52), Mackey (2-80)
Dall—Reeves (5-46), Thomas (4-21)

AFC PLAYOFF

DEC. 26, 1971 CLEVELAND STADIUM

BALTIMORE 20, CLEVELAND 3—Attendance 74,082. Don Nottingham, playing for the injured Norm Bulaich, scored two TDs and rushed for 92 yards while Baltimore's strong defense dominated play in a 20-3 Colt victory over the Cleveland Browns that sent Baltimore into the AFC finals. Jim O'Brien added two field goals for the Colts and Don Cockroft, who had two kicks blocked by Bubba Smith, produced the Brown's only points. Rick Volk intercepted two of Bill Nelsen's passes and Charlie Stukes picked off a third. John Unitas went all the way, blending the strong running of Nottingham with passes to his favorite target, tight end Tom Mitchell, who caught 5 for 73 yards.

Baltimore 0 14 3 3-20
Cleveland 0 0 3 0-3
Balt—Nottingham 1 run (O'Brien kick)
Balt—Nottingham 7 run (O'Brien kick)
Cle—FG Cockroft 14
Balt—FG O'Brien 42
Balt—FG O'Brien 15

Passing
Balt—Unitas (13-21-143), 0 TDs, 1 Int, L-26
Cle—Nelsen (9-21-104), 0 TDs, 3 Int, L-39
Phipps (3-6-27), 0 TDs, 0 Int, L-13
Rushing
Balt—Nottingham (23-92), Matte (16-26)
Cle—Kelly (14-49), Scott (8-25)
Receiving
Balt—Mitchell (5-73), Matte (3-22), Hinton (2-30)
Cle—Scott (5-41), Kelly (4-24)

AFC CHAMPIONSHIP

JAN. 2, 1972 MIAMI ORANGE BOWL

MIAMI 21, BALTIMORE 0—At Orange Bowl, attendance 75,629. The Colts, playing without their starting running backs Norm Bulaich and Tom Matte, still managed to compile 302 total yards to Miami's 286 but were damaged by the Dolphins' big plays—Bob Griese to Paul Warfield 75-yard pass for TD in first period and Dick Anderson's 62-yard interception return for a TD in the third quarter. Larry Csonka carried five yards to a fourth quarter touchdown for Miami. John Unitas completed 20 of 36 passes for 224 yards but Colts were shutout for the first time since Dec. 5, 1965 (0-13 by Chicago Bears). Another big play for Miami was stopping Colts fourth and one attempt at Dolphins' nine-yard line when lead was 7-0.

Baltimore 0 0 0 0-0
Miami 7 0 7 7-21
Mia—Warfield 75 pass from Griese (Yepremian kick)
Mia—Anderson 62 interception return (Yepremian kick)
Mia—Csonka 5 run (Yepremian kick)

Passing
Balt—Unitas (20-36-224) 0 TDs, 3 Int, L-27
Mia—Griese (4-8-158) 1 TD, 1 Int, L-75
Rushing
Balt—McCauley (15-50), Nottingham (11-33)
Mia—Kick (18-66), Csonka (15-63)
Receiving
Balt—Hinton (6-98), Nottingham (4-26)
Mia—Warfield (2-125), Twilley (2-33)

CHAMPIONSHIP GAMES



AFC PLAYOFF

DEC. 27, 1975 THREE RIVERS STADIUM

PITTSBURGH 28, BALTIMORE 10—Attendance 49,053. The Colts were able to keep the game close with the defending Super Bowl champions until the final period even without the services of starting QB Bert Jones. Jones sustained a severe bruise to his throwing arm on the Colts first offensive series and was unable to return to action until the fourth quarter. Backup QB Marty Domres generated a second quarter score with a 5-yard TD toss to Glenn Doughty. The Colts trailed 14-10 after three quarters before Pittsburgh QB Terry Bradshaw scored on a 2-yard run midway through the final period. Steelers LB Andy Russell iced the victory in the final two minutes when he returned a Jones fumble 93 yards for a score.

Baltimore 0 7 3 0—10
 Pittsburg 7 0 7 14—28
 Pitts—Harris 8 run (Gerela kick)
 Balt—Doughty 5 pass from Domres (Linhart kick)
 Balt—FG Linhart 21
 Pitts—Bleier 7 run (Gerela kick)
 Pitts—Bradshaw 2 run (Gerela kick)
 Pitts—Russell 93 fumble recovery (Gerela kick)

Passing

Balt—Jones (6-11-91), 0 TD, 0 Int, L-58
 Domres (2-11-9), 1 TD, 2 Int, L-5
 Pitts—Bradshaw (8-13-103), 0 TD, 2 Int, L-34

Rushing

Balt—Mitchell (26-63), Domres (4-17)
 Pitts—Harris (27-153), Bleier (12-28)

Receiving

Balt—Mitchell (4-20), Doughty (2-63)
 Pitts—Lewis (3-65), Swann (2-15)

AFC PLAYOFF

DEC. 19, 1976 BALTIMORE MEMORIAL STADIUM

PITTSBURGH 40, BALTIMORE 14—Attendance 60,020. The Colts were playing "catch-up" ball all afternoon as the Steelers struck early and often. On the third play of the game, Pittsburgh stunned the Colts defense with a 76 yard TD bomb from Terry Bradshaw to Frank Lewis. Baltimore countered with a first quarter Bert Jones TD pass to Roger Carr covering 17 yards but it would be the Colts only score until the final period. A 60 yard kickoff return by Theo Bell and a 50 yard Franco Harris burst from scrimmage were key plays in building the Steelers 26-7 halftime lead. The Pittsburgh offense amassed 526 total yards as Bradshaw threw for 264 and Harris picked up 132 on the ground.

Pittsburgh 9 17 0 14—40
 Baltimore 7 0 0 7—14
 Pitts—Lewis 76 pass from Bradshaw (kick failed)
 Pitts—FG Gerela 45
 Balt—Carr 17 pass from Jones (Linhart kick)
 Pitts—Harrison 1 run (Gerela kick)
 Pitts—Swann 29 pass from Bradshaw (Gerela kick)
 Pitts—FG Gerela 25
 Pitts—Swann 11 pass from Bradshaw (Gerela kick)
 Balt—Leaks 1 run (Linhart kick)
 Pitts—Harrison 10 run (Mansfield kick)

Passing

Balt—Jones (11-25-144), 1 TD, 2 Int, L-25
 Pitts—Bradshaw (14-18-264) 3 TDs, 0 Int, L-76
 Kruczek (5-6-44), 0 TD, 0 Int, L-15

Rushing

Balt—Mitchell (16-55), Leaks (4-12)
 Pitts—Harris (18-132), Fuqua (11-54), Harrison (10-40)

Receiving

Balt—Mitchell (5-42), Chester (3-42), Carr (2-35)
 Pitts—Swann (5-77), Harrison (4-37), Lewis (2-103)

AFC PLAYOFF

DEC. 24, 1977 BALTIMORE MEMORIAL STADIUM

OAKLAND 37, BALTIMORE 31—Attendance 60,763. In one of the longest football games ever played, the Colts and Raiders needed six quarters to decide the winner of their AFC playoff game. An Errol Mann 22 yard FG with only 26 seconds left in regulation time put the game into overtime tied at 31. After a scoreless fifth quarter, Oakland ended the game when Ken Stabler hit TE Dave Casper for a 10 yard score. The lead changed hands nine times throughout the game. The Colts had some outstanding individual efforts in all facets of the game. On offense, Ron Lee came off the bench to rush for 46 yards on 11 carries and two TDs. Defensively, Bruce Laird intercepted two passes and returned one 61 yards for a TD. On special teams, Marshall Johnson raced 87 yards with a kickoff for a score.

Oakland 7 0 14 10 0 6—37
 Baltimore 0 10 7 14 0 0—31
 Oak—Davis 30 run (Mann kick)
 Balt—Laird 61 int ret (Linhart kick)
 Balt—FG Linhart 36
 Oak—Casper 8 pass from Stabler (Mann kick)
 Balt—Johnson 87 KO ret (Linhart kick)
 Oak—Casper 10 pass from Stabler (Mann kick)
 Balt—Lee 1 run (Linhart kick)
 Oak—Banaszak 1 run (Mann kick)
 Balt—Lee 13 run (Linhart kick)
 Oak—FG Mann 22
 Oak—Casper 10 pass from Stabler (no PAT)

Passing

Balt—Jones (12-26-164), 0 TD, 0 Int, L-30
 Oak—Stabler (21-40-345), 3 TD, 2 Int, L-42

Rushing

Balt—Mitchell (23-67), Lee (11-46), Leaks (8-35)
 Oak—Van Eeghen (19-76), Davis (16-48), Banaszak (11-37)

Receiving

Balt—Mitchell (3-39), Scott (2-45), Lee (2-22)
 Oak—Biletnikoff (7-88), Branch (6-113), Casper (4-70)



CHAMPIONSHIP ROSTERS

COLTS WORLD CHAMPIONSHIP TEAMS

1958

Won 9 - Lost 3

(* — starter)

No.	Name	Pos.	Ht.	Wt.	Age	NFL Exp.	College
*35	Ameche, Alan	FB	6-1	220	25	4	Wisconsin
*82	Berry, Raymond	E	6-2	190	25	4	S.M.U.
81	Braase, Ordell	E	6-4	215	26	2	South Dakota
*17	Brown, Raymond	QB-HB	6-2	195	22	1	Mississippi
25	Call, John	HB	6-1	200	23	2	Colgate
*20	Davis, Milt	HB	6-1	190	29	2	U.C.L.A.
21	DeCarlo, Art	HB	6-2	196	27	4	Georgia
*70	Donovan, Art	T	6-3	270	33	9	Boston College
*45	Dupre, L. G.	HB	5-11	190	26	4	Baylor
*83	Joyce, Don	E	6-3	255	29	8	Tulane
78	Krouse, Ray	T	6-3	275	31	8	Maryland
*76	Lipscomb, Gene	T	6-6	288	27	6	Miller (Detroit) HS
26	Lyles, Leonard	HB	6-2	198	22	1	Louisville
*89	Marchetti, Gino	E	6-4	240	31	7	San Francisco
*24	Moore, Lenny	HB	6-1	190	25	3	Penn State
*84	Mutscheller, Jim	E	6-1	215	28	5	Notre Dame
65	Myhra, Steve	G	6-1	235	24	2	North Dakota
*80	Nelson, Andy	HB	6-1	180	25	2	Memphis State
*50	Nutter, Madison	C	6-4	235	27	5	V.P.I.
*77	Parker, Jim	T	6-3	270	24	2	Ohio State
*36	Pellington, Bill	LB	6-2	230	31	6	Rutgers
79	Plunkett, Sherman	T	6-4	265	25	1	Maryland State
*60	Preas, George	T	6-2	245	25	4	V.P.I.
31	Pricer, Billy	FB	5-10	210	23	2	Oklahoma
44	Rechichar, Bert	HB	6-1	210	28	7	Tennessee
47	Sample, John	HB	6-1	203	21	1	Maryland State
*68	Sandusky, Alex	G	6-3	235	26	5	Clarion
*55	Sanford, Leo	LB	6-1	230	29	8	Louisiana Tech
14	Shaw, George	QB	6-0	190	25	4	Oregon
*66	Shinnick, Don	LB	6-0	230	23	2	U.C.L.A.
41	Simpson, Jackie	HB	5-10	180	24	1	Florida
*63	Spinney, Art	G	6-1	230	31	7	Boston College
*23	Taseff, Carl	HB	5-11	190	30	7	John Carroll
64	Thurston, Fred	G	6-1	245	25	1	Valparaiso
*19	Unitas, John	QB	6-1	190	25	3	Louisville

Coaching Staff: Wilbur C. (Weeb) Ewbank, Head Coach; Charles Winner, Backfield Coach; Herman Ball, Offensive Line Coach; John Bridgers, Defensive Line Coach; Bob Shaw, End Coach.

1959

Won 9 - Lost 3

No.	Name	Pos.	Ht.	Wt.	Age	NFL Exp.	College
*35	Ameche, Alan	FB	6-1	217	26	5	Wisconsin
*82	Berry, Raymond	E	6-2	190	26	5	S.M.U.
81	Braase, Ordell	E	6-4	242	27	3	South Dakota
17	Brown, Raymond	HB	6-2	195	23	2	Mississippi
85	Cook, Ed	E	6-4	240	24	2	Maryland
*20	Davis, Milt	HB	6-1	190	30	3	U.C.L.A.
*70	Donovan, Art	T	6-3	270	34	10	Boston College
25	Hawkins, Alex	HB	6-1	190	22	1	South Carolina
*83	Joyce, Don	E	6-3	255	30	9	Tulane
78	Krouse, Ray	T	6-3	275	32	9	Maryland
43	Lewis, Harold	HB	6-1	195	23	1	Houston
*76	Lipscomb, Gene	T	6-6	288	28	7	Miller (Detroit) HS
*89	Marchetti, Gino	E	6-4	240	32	8	San Francisco
64	Matuszak, Marv	LB	6-2	232	28	6	Tulsa
*24	Moore, Lenny	HB	6-1	190	26	4	Penn State
*84	Mutscheller, Jim	E	6-1	215	29	6	Notre Dame
65	Myhra, Steve	G-LB	6-1	235	25	3	North Dakota
*80	Nelson, Andy	HB	6-1	180	26	3	Memphis State
*50	Nutter, Madison	C	6-4	235	28	6	V.P.I.
*77	Parker, Jim	T	6-3	270	25	3	Ohio State
*36	Pellington, Bill	LB	6-2	230	32	7	Rutgers
79	Plunkett, Sherman	T	6-4	265	26	2	Maryland State
*60	Preas, George	T	6-2	245	26	5	V.P.I.
31	Pricer, Billy	FB	5-10	210	24	3	Oklahoma
44	Rechichar, Bert	E-LB	6-1	210	29	8	Tennessee
87	Richardson, Jerry	E	6-3	185	23	1	Wofford
47	Sample, John	HB	6-1	203	22	2	Maryland State
*68	Sandusky, Alex	G	6-3	235	27	6	Clarion
86	Sherer, Dave	E	6-3	210	22	1	S.M.U.
*66	Shinnick, Don	LB	6-0	230	24	3	U.C.L.A.
41	Simpson, Jackie	HB	5-10	180	25	2	Florida
*26	Sommer, Mike	HB	5-11	190	25	2	George Washington
*63	Spinney, Art	G	6-1	230	32	8	Boston College
*52	Szymanski, Dick	LB-C	6-3	230	27	4	Notre Dame
*23	Taseff, Carl	HB	5-11	190	31	8	John Carroll
*19	Unitas, John	QB	6-1	190	26	4	Louisville

Coaching Staff: Wilbur C. (Weeb) Ewbank, Head Coach; Charles Winner, Backfield Coach; Herman Ball, Offensive Line Coach; John Sandusky, Defensive Line Coach; Don McCafferty, End Coach.

CHAMPIONSHIP ROSTERS



1970

Won 11 - Lost 2 - Tied 1

No.	Name	Pos.	Ht.	Wt.	Age	NFL Exp.	College
14	Mira, George	QB	5-11	190	28	7	Miami
15	Morrall, Earl	QB	6-2	206	36	15	Michigan State
17	Havrilak, Sam	RB	6-2	195	22	2	Bucknell
*19	Unitas, John	QB	6-1	196	37	15	Louisville
*20	Logan, Jerry	S	6-1	190	29	8	W. Texas State
*21	Volk, Rick	S	6-3	195	25	4	Michigan
25	Curtis, Tom	S	6-1	196	22	1	Michigan
27	Perkins, Ray	WR	6-0	183	28	4	Alabama
28	Orr, Jimmy	WR	5-11	185	34	13	Georgia
29	Maliska, Paul	DB	6-1	190	22	1	Florida
30	Gardin, Ron	CB	5-11	180	25	1	Arizona
*32	Curtis, Mike	LB	6-2	232	26	6	Duke
*33	Hinton, Ed	WR	6-0	200	23	2	Oklahoma
*34	Nowatzke, Tom	RB	6-3	230	27	6	Indiana
*35	Duncan, Jim	CB	6-2	200	24	2	Maryland State
*36	Bulaich, Norm	RB	6-1	218	23	1	T.C.U.
40	Maitland, Jack	RB	6-1	210	21	1	Williams
42	Maxwell, Tom	CB	6-2	195	23	2	Texas A&M
45	Hill, Jerry	RB	5-11	217	30	10	Wyoming
*47	Stukes, Charlie	CB	6-3	212	26	4	Maryland State
49	Lee, David	K	6-4	230	26	5	Louisiana Tech
*50	Curry, Bill	C	6-2	235	27	6	Georgia Tech
51	Grant, Bob	LB	6-2	225	23	3	Wake Forest
52	Nichols, Robbie	LB	6-3	220	24	1	Tulsa
54	Goode, Tom	C	6-3	245	31	9	Mississippi State
55	McCullers, Dale	LB	6-1	215	23	2	Florida State
*56	May, Ray	LB	6-1	230	25	4	So. California
60	Wright, George	DT	6-3	260	22	1	Sam Houston
61	Johnson, Cornelius	G	6-2	245	27	3	Virginia Union
*62	Ressler, Glenn	G	6-3	250	27	6	Penn State
67	Larson, Lynn	T	6-4	254	22	1	Kansas State
68	Nelson, Dennis	T	6-5	260	24	1	Illinois State
*71	Sullivan, Dan	G-T	6-3	250	30	9	Boston College
*72	Vogel, Bob	T	6-5	250	28	8	Ohio State
73	Ball, Sam	T	6-4	240	26	5	Kentucky
*74	Smith, Billy Ray	DT	6-4	250	35	12	Arkansas
*75	Williams, John	G	6-3	256	24	3	Minnesota
*76	Miller, Fred	DT	6-3	250	30	8	L.S.U.
*78	Smith, Bubba	DE	6-7	295	25	4	Michigan State
80	O'Brien, Jim	K-WR	6-0	195	22	1	Cincinnati
81	Newsome, Billy	DE	6-4	240	21	1	Grambling
*83	Hendricks, Ted	LB	6-7	215	22	2	Miami
84	Mitchell, Tom	TE	6-2	215	26	4	Bucknell
*85	Hilton, Roy	DE	6-6	240	27	6	Jackson State
*87	Jefferson, Roy	WR	6-2	195	26	6	Utah
*88	Mackey, John	TE	6-2	224	28	8	Syracuse

Coaching Staff: Don McCafferty, Head Coach; John Sandusky, Defensive Line Coach; Dick Bielski, Offensive End Coach; Bob Boyd, Defensive Backfield Coach; Hank Bullough, Linebacker Coach; John Idzik, Offensive Backfield Coach; Lou Rymkus, Offensive Line Coach.

THE FAMILY TREE

Franchise

Years	Club Name	Home Field
1944-48	Bost Yanks (Founded by Kate Smith and Ted Collins)	Fenway Park
1949	New York Bulldogs	Polo Grounds
1950-51	New York Yanks	Yankee Stadium
1952	Dallas Texans	Cotton Bowl
1953-83	Baltimore Colts	Memorial Stadium
1984-	Indianapolis Colts	Hoosier Dome



ALUMNI

The following compilation of Colts alumni includes every player who has ever appeared in a Colts uniform during a regular season National Football League game since 1953. Errors will be corrected if documented.

Coaches

Arnsperger, Bill—Miami (O.)	1964-69	Miller, Red—Western Illinois	1971-72
Ball, Herman—Davis-Elkins	1956-62	Molesworth, Keith—Monmouth	1953
Baughan, Maxie—Georgia Tech	1975-79	Murphy, Russ—Davidson	1954
Bielski, Dick—Maryland	1964-72, 77-81	Mutscheller, Jim—Notre Dame	1963
Boutselis, George—North Carolina	1975-81	Noll, Chuck—Dayton	1966-67
Boyd, Bob—Oklahoma	1969-72, 81	Pellington, Bill—Rutgers	1963
Bratkowski, Zeke—Georgia	1982-84	Powers, Clyde—Oklahoma	1980
Bridgers, John—Auburn	1957-58	Richards, Ray—Nebraska	1953
Bullough, Hank—Michigan State	1970-72	Rymkus, Lou—Notre Dame	1970
Callahan, Ray—Kentucky	1973	Sandusky, John—Villanova	1959-72
Carson, Bud—N. Carolina	1982	Schnellenberger, Howard— Kentucky	1973-74
Cumiskey, Frank—Ohio State	1954-56	Sefcik, George—Notre Dame	1973
Cunningham, Gunther—Oregon	1982-84	Shaw, Bob—Ohio State	1957-58
Doll, Don—USC	1974	Shula, Don—John Carroll	1963-69
Douglas, Otis—Wm. & Mary	1953	Smith, Jerry—Wisconsin	1974-76
Dovell, Whitey—Maryland	1975-78	Symank, John—Florida	1979-81
Ewbank, Weeb—Miami (O.)	1954-62	Szymanski, Dick—Notre Dame	1974
Franklin, Bobby—Mississippi	1973	Theder, Roger—W. Michigan	1982-84
Hawkins, Ralph—Maryland	1978	Thomas, Joe—Ohio Northern	1954, 74
Hughes, Tom—Purdue	1955	Valesente, Bob—Ithaca	1982-83
Hunter, Hal—Pittsburgh	1982-84	Venturi, Rick—Northwestern	1982-84
Idzik, John—Maryland	1970-72, 80-81	Voris, Dick—San Jose State	1973
Khayat, Ed—Tulane	1977-81	Wasylik, Nick—Ohio State	1953
Kush, Frank—Michigan State	1982-84	Weber, Chuck—West Chester State	1980-81
Lauterbur, Frank—Mt. Union	1955-56, 74-77	Westhoff, Mike—Wichita State	1982-84
Mann, Richard—Arizona State	1982-84	Wietecha, Ray—Northwestern	1980-81
Marchetti, Gino—USF	1963	Winner, Charlie—Washington	1954-55
Marchibroda, Ted—St. Bonaventure	1975-79	Young, George—Bucknell	1970, 73
McCafferty, Don—Ohio State	1960-72	Zupancic, Tom—Indiana Central	1984
McCormack, Mike—Kansas	1980-81	Zwahlen, Ernie—Oregon St.	1979
McCulley, Pete—Louisiana Tech	1973-76		

Players

Abramowitz, Sid (T) Tulsa	1983	Bieick, Tom (B) Georgia	1956
Agase, Alex (G) Illinois	1953	Bouza, Matt (WR) California	1982-84
Allegre, Raul (K) Texas	1983-84	Boyd, Bob (DB) Oklahoma	1960-68
Allen, Gerald (B) Omaha	1966	Braase, Ordell (DE) S. Dakota	1957-68
Alley, Don (F) Adams St.	1967	Bracelin, Greg (LB) California	1982-84
Alston, Mack (TE) UMS	1977-80	Bragg, Mike (P) Richmond	1980
Ameche, Alan (B) Wisconsin	1955-60	Braziel, Larry (DB) USC	1979-81
Amman, Richard (DE) Florida State	1972-73	Brethauer, Monte (E) Oregon	1953-55
Anderson, Kim (DB) Arizona St.	1980-84	Brown, Barry (E) Florida	1966-67
Anderson, Larry (DB) Louisiana Tech	1982-84	Brown, Ed (QB) USF	1965
Andrews, John (TE) Indiana	1973-74	Brown, Ray (DB) Mississippi	1958-60
Austin, Ocie (DB) Utah St.	1968-69	Brown, Timmy (RB) Ball State	1968
Averno, Sisto (G) Muhlenberg	1953-54	Bryan, Walter (B) Texas Tech	1955
Bailey, Don (C) Miami	1984	Bulaich, Norm (RB) TCU	1970-72
Bailey, Elmer (WR) Minnesota	1982	Burke, Randy (WR) Kentucky	1978-81
Bailey, Jim (DT) Kansas	1970-74	Burkett, Jack (LB) Auburn	1961-66
Baker, Ron (OG) Oklahoma State	1978-79	Burroughs, James (CB) Michigan State	1982-84
Baldischwiler, Karl (T) Oklahoma	1983	Butler, Ray (WR) USC	1980-84
Baldwin, Bob (B) Clemson	1966-67	Call, Jack (B) Colgate	1957-58
Ball, Sam (T) Kentucky	1966-70	Call, Kevin (OT) Colorado State	1984
Ballard, Quinton (NT) Elon	1983	Campanella, Joe (T) Ohio St.	1953-57
Barnes, Ernie (NT) Miss. St.	1983	Campbell, John (LB) Minnesota	1969
Barnes, Mike (DE) Miami (Fla.)	1973-81	Carr, Roger (WR) Louisiana Tech	1974-81
Barwegen, Dick (G) Purdue	1953-54	Cheatham, Ernie (T) Loyola LA	1954
Baylor, Tim (DB) Morgan State	1976-78	Cherry, Stan (LB) Morgan State	1973
Beach, Pat (TE) Washington State	1982-83	Chester, Raymond (TE) Morgan State	1973-77
Bell, Mark (DE) Colorado State	1983-84	Cheyunski, Jim (LB) Syracuse	1975-76
Berra, Tim (WR) Massachusetts	1974	Chrovich, Dick (T) Miami (O)	1955-56
Berry, Raymond (E) SMU	1955-67	Clemens, Bob (B) Pitt	1962
Bertuca, Tony (LB) Cal-State Chico	1974	Cogdill, Gail (E) Washington St.	1968
Beutler, Tom (LB) Toledo	1971	Cole, Terry (RB) Indiana	1968-69
Biasucci, Dean (K) Western Carolina	1984	Collett, Elmer (G) SF State	1973-77
Bielski, Dick (E) Maryland	1962-63	Colteryahn, Lloyd (E) Maryland	1954-56
Bighead, Jack (E) Pepperdine	1954	Colvin, Jim (T) Houston	1960-63
Blackwood, Lyle (S) TSU	1977-80	Conjar, Larry (B) Notre Dame	1969-70
Blandin, Ernie (T) Tulane	1953		
Blue, Forrest (C) Auburn	1975-78		



- Cook, Fred (DE) So. Mississippi . . . 1974-80
 Cooke, Ed (E) Maryland 1959
 Cooks, Johnie (LB) Mississippi
 State 1982-84
 Coutre, Larry (B) Notre Dame 1953
 Craddock, Nate (RB) Parsons 1963
 Crosby, Cleveland (DE) Arizona 1982
 Crouch, Terry (OG) Oklahoma 1982
 Cuozzo, Gary (QB) Virginia 1963-66
 Curry, Bill (C) George Tech 1967-72
 Curtis, Mike (LB) Duke 1965-75
 Curtis, Tom (DB) Michigan 1970-71
 Daniel, Eugene (CB) LSU 1984
 Davidson, Cotton (QB) Baylor 1954, 57
 Davis, Milt (DB) UCLA 1957-60
 Davis, Norman (G) Grambling 1967
 Davis, Preston (CB) Baylor 1984
 Davis, Ted (LB) Georgia Tech 1964-66
 DeCarlo, Art (E) Georgia 1957-60
 Delaney, Jeff (S) Pittsburgh 1982
 DeRoo, Brian (WR) Redlands Univ. 1979-81
 DelBello, Jack (B) Miami (Fla.) 1953
 Dickel, Dan (LB) Iowa 1974-77
 Dickey, Curtis (RB) Texas A&M 1980-84
 Diehl, John (T) Virginia 1961-64
 Dilts, Bucky (P) Georgia 1979
 Dixon, Zachary (RB) Temple 1980-82
 Domres, Marty (QB) Columbia 1972-75
 Donaldson, Ray (C) Georgia 1980-84
 Donovan, Art (DT)
 Boston Coll. 1953-61
 Doughty, Glenn (WR) Michigan 1972-79
 Drougas, Tom (T) Oregon 1972-73
 Duncan, James (DB) Md. St. 1969-71
 Dunlap, Len (DB) N. Tex. St. 1971
 Dunn, Perry Lee (RB) Mississippi 1969
 Dupre, L. G. (RB) Baylor 1955-59
 Durham, Steve (DE) Clemson 1982
 Dutton, John (DE) Nebraska 1974-78
 Ecklund, Brad (C) Oregon 1953
 Edmunds, Randy (LB) Georgia Tech 1972
 Edwards, Dan (E) Georgia 1953-54
 Eggers, Doug (LB) S. Dakota St. 1954-57
 Ehrmann, Joe (DT) Syracuse 1973-80
 Embree, Mel (E) Pepperdine 1953
 Enke, Fred (QB) Arizona 1953-54
 Feagin, Wiley (G) Houston 1961-62
 Feamster, Tom (T) Florida St. 1956
 Feasel, Grant (C)
 Abilene Christian 1983-84
 Federspiel, Joe (LB) Kentucky 1981
 Felts, Bob (B) Florida A&M 1965
 Fernandes, Ron (DE)
 Eastern Michigan 1976-79
 Fields, Greg (DE) Grambling 1979-80
 Finnin, Tom (DT) Detroit 1953-56
 Flowers, Bernie (E) Purdue 1956
 Flowers, Dick (B) Northwestern 1953
 Foley, Tim (DT) Notre Dame 1981
 Foote, Chris (C) USC 1980-81
 Franklin, Cleveland (RB) Baylor 1981-82
 Franklin, Willie (WR) Oklahoma 1972
 Fultz, Mike (DT) Nebraska 1981
 Ganas, Rusty (DT) S. Carolina 1971
 Gardin, Ron (DB) Arizona 1970-71
 Gardner, Ellis (OL) Georgia Tech 1984
 Garrett, Mike (P) Georgia 1981
 Garry, Ben (RB) So. Mississippi 1979-80
 Gaubatz, Dennis (LB) LSU 1965-69
 George, Ed (T) Wake Forest 1975
 Gilburg, Tom (T) Syracuse 1961-65
 Ginn, Hubert (RB) Florida A&M 1973
 Glasgow, Nesby (DB) Washington 1979-84
 Glick, Gary (B) Colo. A&M 1961
 Golsteyn, Jerry (QB) Northern Illinois 1979
 Goode, Tom (C) Mississippi St. 1970
 Grant, Bob (LB) Wake Forest 1968-70
 Gregory, Ken (E) Whittier 1961
 Green, Anthony (DT) N. Carolina State 1981
 Griffin, Wade (T) Mississippi 1977-81
 Griggs, Perry (KR) Troy State 1977
 Grimm, Dan (G) Colorado 1969
 Gross, Lee (C) Auburn 1979
 Hall, Randy (CB) Idaho 1974, 76
 Hardeman, Don (RB) Texas A&I 1978-79
 Harness, Jim (B) Mississippi St. 1956
 Harold, George (B) Allen 1966-67
 Harris, Joe (LB) Georgia Tech 1982
 Harris, Wendell (DB) LSU 1962-65
 Harrison, Bob (B) Ohio U 1961
 Harrison, Dwight (DB) Texas
 A&I 1978-79
 Hart, Jeff (T) Oregon State 1979-83
 Hatchett, Derrick (CB) Texas 1980-83
 Hathaway, Steve (LB)
 West Virginia 1984
 Havrilak, Sam (B) Bucknell 1969-73
 Hawkins, Alex (B)
 South Carolina 1955-65, 67-68
 Haymond, Alvin (DB) Southern U 1964-67
 Heimkreiter, Steve (LB) Notre Dame 1980
 Hemphill, Darryl (FS) W. Texas State 1982
 Hendricks, Ted (LB) Miami (Fla.) 1969-73
 Henry, Bernard (WR) Arizona State 1982-84
 Henry, Steve (DB) Emporia State 1981
 Hepburn, Lonnie (CB)
 Texas So. 1971-72
 Hermann, John (B) UCLA 1956
 Herrmann, Mark (QB) Purdue 1983-84
 Herosian, Brian (S) Connecticut 1973
 Hickman, Dallas (LB) California 1981
 Hill, Jerry (RB) Wyoming 1961, 63-70
 Hilton, Roy (DE) Jackson St. 1965-73
 Hinton, Chris (G/T) Northwestern 1983-84
 Hinton, Chuck (DT) N. Carolina Col. 1972
 Hinton, Ed (WR) Oklahoma 1969-72
 Hoaglin, Fred (C) Pitt 1973
 Horn, Dick (B) Stanford 1958
 Hudson, Nat (OG) Georgia 1982
 Huff, Ken (G) N. Carolina 1975-82
 Hugasian, Henry (B) Stanford 1955
 Humiston, Mike (LB) Weber State 1983-84
 Humm, David (QB) Nebraska 1981-82
 Hunt, George (K) Tennessee 1973
 Hunter, James (NT) USC 1982
 Huzvar, John (RB) Pitt 1953-54
 Hyde, Glenn (QT) Pittsburgh 1982
 Jackson, Ken (G) Texas 1953-57
 James, Tommy (B) Ohio St. 1956
 Jefferson, Roy (WR) Utah 1970
 Jenkins, Fletcher (DE)
 Washington 1982
 Johnson, Cornelius (G)
 Va. Union 1968-72
 Johnson, Gary Don (DT) Baylor 1980
 Johnson, Greg (DT) Florida State 1977
 Johnson, Marshall (WR)
 Houston 1975-78
 Jones, Bert (QB) LSU 1973-81
 Jones, Ricky (LB) Tuskegee 1980-83
 Joyce, Don (DE) Tulane 1954-60
 Justin, Sid (CB) Long Beach St. 1982
 Kaczmarek, Mike (LB) Southern Ill. 1973
 Kafentzis, Mark (S) Hawaii 1983-84
 Kalmanir, Tom (B) Nevada 1953
 Keane, Tom (DB) W. Virginia 1953-54
 Kennedy, Jimmie (TE)
 Colorado State 1975-77
 Kerkanian, Garry (QB)
 Stanford 1954-56, 58
 Kern, Rex (DB) Ohio State 1971-73
 Kirchiro, Bill (G) Maryland 1962
 Kirchner, Mark (OT) Baylor 1984
 Kirkland, Mike (QB) Arkansas 1976-78
 Kirouac, Lou (T) Boston Coll. 1964
 Koman, Bill (G) North Carolina 1956



ALUMNI

- Kostelnik, Ron (T) Cincinnati 1969
Kovac, Ed (B) Cincinnati 1960
Krahl, Jim (DT) Texas Tech. 1979-80
Krauss, Barry (LB) Alabama 1979-84
Krouse, Ray (DE) Maryland 1958
Kunz, George (T)
Notre Dame 1975-77, 80
Laird, Bruce (DB)
American International 1972-81
Landry, Greg (QB) Massachusetts 1979-81
Langas, Bob (E) Wayne 1954
Lange, Bill (G) Dayton 1953
LaPointe, Ron (TE) Penn St. 1980
Larson, Lynn (T) Kansas St. 1971-72
Laskey, Bill (LB) Michigan 1971-72
Leaks, Roosevelt (RB) Texas 1975-79
Leberman, Bob (B) Syracuse 1954
Lee, David (P) Louisiana Tech. ... 1966-78
Lee, Monte (C) Texas 1965
Lee, Ron (RB) West Virginia 1976-78
Lesane, Jimmy (B) Virginia 1954
Lewis, Harold (B) Houston 1959
Lewis, Joe (T) Compton 1961
Linhart, Toni (K) Austria Tech. ... 1974-79
Linne, Aubrey (E) TCU 1961
Lipscomb, Gene (DT) Miller H.S. 1956-60
Little, Jack (T) Texas A&M 1953-54
Lockett, J.W. (B) Okla. Central ... 1963
Logan, Jerry (DB)
W. Texas State 1963-72
Looney, Joe Don (RB) Oklahoma ... 1964
Lorick, Tony (RB) Arizona St. 1964-67
Luce, Derral (LB) Baylor 1975-78
Lyles, Lenny (DB) Louisville 1958, 61-69
Mackey, Dee (E) E. Texas St. 1961-62
Mackey, John (TE) Syracuse 1963-72
MacLeod, Tom (LB) Minnesota 1974-78
Maitland, Jack (RB) Williams 1970
Maples, Butch (C) Baylor 1963
Marchetti, Gino (DE) USF 1953-64, 66
Marshall, Greg (DT) Oregon St. ... 1978
Martin, Jim (K) Notre Dame 1963
Matte, Tom (RB) Ohio St. 1961-72
Matusak, Marv (B) Tulsa 1959-61
Mauck, Carl (LB) So. Illinois 1969
Maxwell, Tom (B) Texas A&M 1969-70
Maxwell, Vernon (LB)
Arizona State 1983-84
May, Ray (LB) USC 1970-72
Mayo, Ron (TE) Morgan State 1974
McCall, Reese (TE) Auburn 1978-82
McCauley, Don (RB) N. Carolina 1971-81
McHan, Lamar (QB) Arkansas 1961-63
McMillan, Chuck (B) John Carroll ... 1954
McMillan, Randy (RB) Pittsburgh 1981-84
McPhail, Buck (RB) Oklahoma 1953
Mummelaar, Dale (G) Wyoming 1966-67
Mendenhall, Ken (C) Oklahoma 1971-80
Metcalf, Bo (FB) Baylor 1984
Michaels, Lou (DE, K) Kentucky 1964-69
Middleton, Frank (RB) Florida A & M 1984
Mike-Mayer, Steve (K) Maryland 1979-80
Mildren, Jack (S) Oklahoma 1972-73
Miller, Dan (K) Miami (Fla.) 1982
Miller, Fred (DT) LSU 1963-72
Mills, Jim (T) Hawaii 1983-84
Mioduszewski, Ed (B) Wm. & Mary 1953
Mitchell, Lydell (RB) Penn State 1972-77
Mitchell, Tom (TE) Bucknell 1968-73
Mooney, Ed (LB) Texas Tech 1972-73
Moore, Alvin, (RB) Arizona State 1983-84
Moore, Henry (B) Arkansas 1957
Moore, Jimmy (G) Ohio State 1981
Moore, Lenny (RB) Penn State 1956-67
Morrall, Earl (QB) Michigan St. ... 1968-71
Morrison, Don (OT) Texas-Arl 1978
Mosier, John (TE) Kansas 1972
Moss, Roland (RB, TE) Toledo 1969
Mumphord, Lloyd (CB) Texas So. 1975-78
Munsey, Nelson (CB) Wyoming 1972-77
Murtha, Greg (OT) Minnesota 1982
Mutscheller, Jim (E) Notre Dame 1954-61
Myers, Bob (T) Ohio St. 1955
Myhra, Steve (LB, K) N. Dakota 1957-61
Neal, Dan (C) Kentucky 1973-74
Nelson, Andy (DB) Memphis St. 1957-63
Nelson, Dennis (T) Illinois State 1970-74
Nettles, Doug (CB) Vanderbilt 1974-79
Newsome, Billy (DE) Grambling 1970-72
Nichols, Robbie (LB) Tulsa 1970-71
Nottingham, Don (RB)
Kent State 1971-73
Novak, Ken (DT) Purdue 1976-77
Nowatzke, Tom (RB) Indiana 1970-72
Nutter, Buzz (C) VPI 1954-60, 65
Nyers, Dick (B) Indiana Central 1956-57
Oatis, Victor (WR) N.W. Louisiana 1983
O'Brien, Jim (K, WR) Cincinnati 1970-72
O'Dell, Stu (LB) Indiana 1978
Odum, Cliff (LB) Texas 1982-84
O'Neal, Calvin (LB) Michigan 1978
Oldham, Ray (S)
Middle Tennessee State 1973-77
Olds, Bill (RB) Nebraska 1973-75
Orduna, Joe (RB) Nebraska 1974
Orr, Jimmy (E) Georgia 1961-70
Orvis, Herb (DT) Colorado 1979-81
O'Steen, Dwayne (DB) San Jose St. 1982
Owens, Luke (T) Kent St. 1957
Owens, R. C. (E) Coll. of Idaho 1962
Ozdowski, Mike (DE) Virginia 1978-81
Padjen, Gary (LB) Arizona State 1982-84
Pagel, Mike (QB) Arizona State 1982-84
Parker, Jim (T, G) Ohio St. 1957-67
Parker, Steve (DE) Eastern Illinois 1983-84
Patera, Jack (LB) Oregon 1955-57
Pear, Dave (DT) Washington 1975
Pearson, Preston (RB) Illinois 1967-68
Pellington, Bill (LB) Rutgers 1953-64
Pepper, Gene (G) Mississippi 1954
Perkins, Ray (WR) Alabama 1967-71
Perry, Joe (RB) Compton 1961-62
Peterson, Ted (OT) Eastern Illinois 1984
Peterson, Gerald (T) Texas 1956
Petties, Neal (E) San Diego St. ... 1964-66
Pinkney, Reggie (DB) East Carolina 1979-81
Pittman, Charlie (RB) Penn St. 1971
Plunkett, Sherm (T) Md. St. 1958-60
Poole, Barney (E) Army, Mississippi 1953
Porter, Ricky (RB) Slippery Rock, Pa. 1983
Porter, Ron (LB) Idaho 1967-69
Porter, Tracy (WR) LSU 1983-84
Pratt, Robert (G) N. Carolina 1974-81
Preas, George (T) VPI 1955-65
Pricer, Billy (RB) Oklahoma 1957-60
Pyle, Palmer (G) Michigan St. 1960-63
Raba, Bob (TE) Maryland 1980
Radachowsky, George (DB) Boston
College 1984
Radosevich, George (C) Pitt 1954-56
Raiff, Jim (G) Dayton 1954
Randle, Tate (CB) Texas Tech 1983-84
Raymond, Gerry (OG) Boston College 1982
Rechichar, Bert (DB, K) Tenn. 1953-59
Reece, Geoff (C) Washington St. ... 1978
Reed, Mark (QB)
Moorhead St., Minn 1983
Reese, Guy (T) SMU 1964-65
Renfro, Dean (B) N. Texas St. 1955
Ressler, Glenn (G) Penn St. 1965-74
Rhodes, Danny (LB) Arkansas 1974
Richardson, Jerry (E) Wofford 1959-60
Richardson, Willie (WR)
Jackson St. 1963-69, 71
Riley, Butch (LB) Texas A&I 1969
Robinson, Chas. (G) Morgan State 1954

ALUMNI



Robinson, Glenn (DE) Oklahoma St.	1975	Taliaferro, George (B) Indiana	1953-54
Rowe, David (DT) Penn St.	1978	Taseff, Carl (B) John Carroll	1953-61
Rudnick, Tim (DB) Notre Dame	1974	Taylor, David (T) Catawba	1973-79
Saiter, Bryant (DB) Pittsburgh	1976	Taylor, Hosea (DE) Houston	1981, 83
Sample, John (DB) Maryland St.	1958-60	Taylor, Jim Bob (QB) Georgia Tech	1983
Sandusky, Alex (G) Clarion	1954-66	Thomas, Jesse (B) Michigan St.	1955-57
Sanford, Leo (C) Louisiana Tech	1958	Thomas, Spencer (DB) Washburn	1976
Satterwhite, Howard (WR-KR)		Thompson, Arland (OG) Baylor	1982
Sam Houston State	1977	Thompson, Aundra (WR)	
Saul, Bill (LB) Penn St.	1962-63	East Texas State	1983
Schlichter, Art (QB) Ohio State	1982, 84	Thompson, Don (DE) Richmond	1962-63
Schmiesing, Joe (DT-DE)		Thompson, Donnell (DE) N. Carolina	1981-84
New Mexico State	1973	Thompson, Norm (DB) Utah	1977-79
Scott, Chris (DE) Purdue	1984	Thompson, Ricky (WR) Baylor	1976-77
Scott, Freddie (WR) Amherst	1974-77	Thurston, Fred (G) Valparaiso	1958
Sharkey, Ed (G) Duke, Nevada	1953	Toth, Zollie (RB) LSU	1953-54
Shaw, George (QB) Oregon	1955-58	Tongue, Marco (CB) Bowie St.	1983
Shere, Dave (E) SMU	1959	Troup, Bill (QB) S. Carolina	1974, 76-78
Sherwin, Tim (TE) Boston College	1981-84	Turner, Bake (E) Texas Tech.	1962
Shields, Burrell (B) John Carroll	1955	Unitas, John (QB) Louisville	1956-72
Shields, Lebron (G) Tennessee	1960	Utt, Ben (OG) Georgia Tech	1982-84
Shinners, John (G) Xavier	1972	Van Divier, Randy (T) Washington	1981
Shinnick, Don (LB) UCLA	1957-68	Van Duynne, Bob (G) Idaho	1974-80
Shiver, Sanders (LB)		Varty, Mike (LB) Northwestern	1975
Carson-Newman	1976-83	Venuto, Jay (QB) Wake Forest	1981
Shlapak, Boris (K) Michigan St.	1972	Vessels, Billy (RB) Oklahoma	1956
Shula, Don (DB) John Carroll	1953-56	Virkus, Scott (DE) San Francisco CC.	1984
Shula, David (WR) Dartmouth	1981	Vogel, Bob (T) Ohio St.	1963-72
Siani, Mike (WR) Villanova	1978-80	Volk, Rick (DB) Michigan	1967-75
Simmons, Dave (LB) North Carolina	1982	Waechter, Henry (DE) Nebraska	1983-84
Simonini, Ed (LB) Texas A&M	1976-81	Wallace, Jackie (S) Arizona	1975-76
Simonson, Dave (T) Minnesota	1974	Ward, Jim (QB) Gettysburg	1967-69
Simpson, Jack (B) Florida	1958-60	Washington, Joe (RB) Oklahoma	1978-80
Sims, Marvin (RB) Clemson	1980-81	Welch, Jim (B) SMU	1960-67
Sinnot, John (OT) Brown	1982	White, Brad (DT) Tennessee	1984
Smith, Billy Ray (T) Arkansas	1961-70	White, Bob (B) Stanford	1955
Smith, Bubba (DE) Michigan St.	1967-71	White, Stan (LB) Ohio State	1972-79
Smith, Byron (DE) California	1984	Wikerson, Daryl (DE) Houston	1981
Smith, Ed (LB) Vanderbilt	1980-81	Williams, John (G) Minnesota	1969-71
Smith, Holden (WR) California	1982	Williams, Kendall (CB) Arizona State	1983
Smith, Ollie (WR) Tennessee State	1973-74	Williams, Kevin (WR) USC	1981
Smith, Phil (WR) San Diego State	1983-84	Williams, Newton (RB) Arizona State	1983
Smith, Zeke (LB) Auburn	1960	Williams, Steve (DT) Western Car.	1974
Smolinski, Mark (B) Wyoming	1961-62	Williams, Vaughn (DB) Stanford	1984
Solt, Ron (OG) Maryland	1984	Wilson, Butch (E) Alabama	1963-67
Sommer, Mike (RB)		Windauer, Bill (DT) Iowa	1973-74
George Washington	1959-61	Wingate, Elmer (E) Maryland	1953
Speyner, Cotton (WR) Texas	1972-74	Winkler, Jim (T) Texas A&M	1953
Spinney, Art (G)		Winter, Blaise (DE) Syracuse	1984
Boston Coll.	1953-60	Wisniewski, Leo (NT) Penn State	1982-84
Stanback, Harry (DE) N. Carolina	1982	Womble, Royce (RB)	
Stark, Rohn (P) Florida State	1982-84	N. Texas State	1954-57
Stevens, Howard (RB) Louisville	1975-77	Wonsley, George (RB) Mississippi State	1984
Stone, Avatus (B) Syracuse	1958	Wood, Mike (K) S.E. Missouri	1981-82
Stonebreaker, Steve (LB)		Woods, Mike (LB) Cincinnati	1979-81
Detroit	1964-66	Wright, George (DT) Houston	1970-71
Strofolino, Mike (LB) Villanova	1965	Wright, Johnnie (RB) S.C.-Columbus	1982
Stukes, Charles (DB) Md. St.	1967-72	Wright, Steve (T) Northern Iowa	1983-84
Stynchula, Andy (T) Penn St.	1966-67	Yohn, Dave (C) Gettysburg	1962
Sullivan, Dan (G, T)		Young, Buddy (B) Illinois	1953-55
Boston College	1962-72	Young, Dave (TE) Purdue	1983-84
Szymanski, Dick (C, LB)		Young, Dick (B) Chattanooga	1955-56
Notre Dame	1955, 57-68	Zabel, Steve (LB) Oklahoma	1979
Tabor, Tom (DT) Baylor	1982		

The following players and coaches were members of the Baltimore Colts teams that played in the All American Football Conference and then in the NFL during the 1947-1950 seasons.

Coaches

Campofreda, Nick—W. Md.	1947	Driskill, Walter—Colorado	1949
Conkright, Bill—Oklahoma	1949	Edmonds, Don—Indiana	1947
Crow, Clem—Notre Dame	1950	Hewlett, Andy—Davidson	1947
Defilippo, Lou—Fordham	1948	Hunt, Joel—Texas A&M	1947



ALUMNI

Isbell, Cecil—Purdue 1947-49
 Michalske, Mike—Penn State 1949
 Miner, Wayne—Notre Dame 1950
 O'Rourke, Chas.—Boston College 1949

Pirro, Rocco—Catholic U. 1950
 Stidham, Tom—Haskell 1947-48
 Taylor, John—Ohio State 1947

Players

Akins, Frank (B) Washington St. 1947
 Artoo, Lee (T) Santa Clara Claif. 1948
 Averno, Sisto (G) Muhlenberg 1950
 Barwegen, Dick (G) Purdue 1948-49
 Baumgartner, Bill (E) Minnesota 1947
 Bechotol, Hub (E) Texas 1947-49
 Benson, Warren (C) Minnesota 1949
 Berezney, Pete (T) Notre Dame 1948
 Black, John (B) Mississippi State 1947
 Blanda, George (QB) Kentucky 1950
 Blandin, Ernie (T) Tulane 1948-50
 Blount, Lamar (E) Mississippi State 1947
 Brown, Hardy (LB) Tulsa 1950
 Buksar, George (B) Purdue, USF 1950
 Burk, Adrian (QB) Baylor 1950
 Campbell, Leon (B) Arkansas 1950
 Case, Ernie (B) UCLA 1947
 Castiglia, Jim (B) Georgetown 1947
 Coleman, Herb (C) Notre Dame 1948
 Collins, Albin (B) LSU 1950
 Colo, Don (T) Brown 1950
 Cooper, Ken (C) Vanderbilt 1949-50
 Corley, Elbert (C) Mississippi State 1948
 Cowan, Bob (C) Indiana 1949
 Crisler, Hal (E) San Jose State 1950
 Cure, Armand (B) Rhode Island 1947
 Davis, Lamar (E) Ga. Tech. 1947-49
 Dellerba, Spiro (B) Ohio State 1948-49
 Donovan, Art (DT) Boston College 1950
 Dudish, Andy (B) Georgia 1947
 Faunce, Everett (B) Minnesota 1949
 Filchock, Frank (B) Indiana 1950
 Fletcher, Oliver (E) USC 1950
 Fowler, Aubrey (B) Arkansas 1948
 French, Barry (G) Purdue 1947-50
 Galvin, John (B) Purdue 1947
 Gambino, Lucien (B) Maryland 1948-49
 Garrett, Bill (G) Miss. St. 1948-49
 Getchell, Gorham (E) Temple 1947
 Gillory, Byron (B) Texas 1949
 Grain, Ed (G) Penn. 1947-48
 Graves, George (G) Marquette 1948
 Grossman, Rex (B) Indiana 1948-50
 Handley, Dick (C) Fresno State 1947
 Hekkers, George (T) Wisconsin 1947
 Hillenbrand, Bill (B) Indiana 1947-48
 Jagade, Harry (B) Indiana 1949
 Jenkins, Jon (T) Dartmouth 1949-50
 Jensen, Bob (E) Iowa State 1950
 Jones, Ralph (E) Alabama 1947
 Kasap, Mike (T) Ill & Purdue 1947
 Kelley, Bob (B) Notre Dame 1949
 King, Ed (G) Boston College 1950
 Kingery, Wayne (B) LSU 1949
 Kissell, Vito (B) Holy Cross 1950
 Klug, Al (T) Marquette 1947-48
 Kodba, Joe (C) Purdue 1947
 Konetsky, Floyd (E) Florida 1947
 Landerigan, Jim (T)
 Holy Cross-Dartmouth 1947
 Leicht, Jake (B) Oregon 1948-49

Leonard, Bill (E) Notre Dame 1949
 Lio, Augie (G) Georgetown 1947
 Livingston, Bob (B) Notre Dame 1950
 Madar, Elmer (E) Michigan 1947
 Maggioli, Achille (B) Notre Dame 1950
 Marino, Vic (G) Ohio State 1947
 Maves, Earl (B) Wisconsin 1948
 Mayne, Lew (B) Texas 1948
 Mazzanti, Gino (B) Arkansas 1950
 McCormick, Len (C) Baylor 1948
 Mellus, John (E) Villanova 1947-49
 Mertes, Bus (B) Iowa 1947-48
 Meyer, Gil (E) Wake Forest 1947
 Mobley, Ruby (B) Hardin-Simmons 1947
 Murray, Earl (G) Purdue 1950
 Mutryn, Chet (B) Xavier 1950
 Nelson, Bob (C) Baylor 1950
 Nemeth, Steve (B) Notre Dame 1947
 Nolander, Don (C) Minnesota 1947
 North, John (E) Vanderbilt 1948-50
 Nowaskey, Bob (DE) Washington 1948-50
 Oristaglio, Bob (E) Penn 1950
 O'Rourke, Chas. (B) Boston College 1948-49
 Owens, Jim (E) Oklahoma 1950
 Page, Paul (B) SMU 1949
 Perina, Bob (B) Princeton 1950
 Perpich, George (T) Georgetown 1947
 Pfohl, Bob (B) Purdue 1948-49
 Phillips, Mike (C) W. Maryland 1947
 Poole, Oliver (E) Mississippi 1948
 Prewitt, Felto (C) Tulsa 1949
 Rich, Herb (B) Vanderbilt 1950
 Ruthstrom, Ralph (B) SMU 1949
 Salata, Paul (E) USC 1950
 Schweder, John (G) Penn 1950
 Schwenk, Bud (B) Wash. U. 1947
 Sidorik, Alex (T) Miss. St. 1948-49
 Sigurdson, Sig (E) Lutheran 1947
 Simmons, Jack (G) Detroit 1948
 Sinkwich, Frank (B) Georgia 1947
 Smith, Joe (E) Texas Tech 1948
 Spaniel, Frank (B) Notre Dame 1950
 Spavital, Jim (B) Okla. A&M 1950
 Spinney, Art (G) Boston College 1950
 Sruill, Jim (T) Rice 1948-49
 Stewart, Ralph (C) Missouri-N. D. 1948
 Stone, Bill (B) Bradley 1949-50
 Sylvester, John (B) Temple 1948
 Terrell, Ray (B) Mississippi 1947
 Tilman, Alonzo (C) Oklahoma 1949
 Tittle, Y.A. (QB) LSU 1948-50
 Trebotich, Ivan (B) St. Mary's 1947
 Vacanti, Sam (B) Nebraska 1948-49
 Vardian, John (B) Ft. Pierce 1947-48
 Wedemeyer, Herman (B) St. Mary's 1949
 Williams, Joel (C) Texas 1950
 Williams, Windell (E) Rice 1948
 Wright, John (B) Maryland 1947
 Yokas, Frank (G) Great Lakes NTS 1947
 Zalejski, Ernie (B) Notre Dame 1950
 Zorich, George (G) Northwestern 1947



THE COLTS DRAFT STORY

COLTS FIRST ROUND DRAFT CHOICES

- | | |
|---|--|
| 1953—Billy Vessels, HB, Oklahoma | 1972—Tom Drougas, T, Oregon |
| 1954—Cotton Davidson, QB, Baylor | 1973—Bert Jones, QB, LSU |
| 1955—George Shaw, QB, Oregon
(bonus) | Joe Ehrmann, DT, Syracuse |
| Alan Ameche, FB, Wisconsin | 1974—John Dutton, DE, Nebraska |
| 1956—Lenny Moore, HB, Penn State | Roger Carr, WR, Louisiana Tech |
| 1957—Jim Parker, T, Ohio State | 1975—Ken Huff, G, North Carolina |
| 1958—Lenny Lyles, HB, Louisville | 1976—Ken Novak, DT, Purdue |
| 1959—Jackie Burkett, C-LB, Auburn | 1977—Randy Burke, WR, Kentucky |
| 1960—Ron Mix, T, Southern Cal | 1978—Reese McCall, TE, Auburn |
| 1961—Tom Matte, HB, Ohio State | 1979—Barry Krauss, LB, Alabama |
| 1962—Wendell Harris, HB, LSU | 1980—Curtis Dickey, RB, Texas A&M |
| 1963—Bob Vogel, T, Ohio State | Derrick Hatchett, DB, Texas |
| 1964—Marv Woodson, HB, Indiana | 1981—Randy McMillan, RB, Pittsburgh |
| 1965—Mike Curtis, FB-LB, Duke | Donnell Thompson, DE, North Carolina |
| 1966—Sam Ball, T, Kentucky | 1982—Johnie Cooks, LB, Mississippi St. |
| 1967—Bubba Smith, T, Michigan State | Art Schlichter, QB, Ohio State |
| 1968—John Williams, G, Minnesota | 1983—John Elway, QB, Stanford |
| 1969—Eddie Hinton, FL, Oklahoma | 1984—Leonard Coleman, CB, Vanderbilt |
| 1970—Norm Bulaich, RB, TCU | Ron Solt, OG, Maryland |
| 1971—Don McCauley, RB, N. Carolina | 1985—Duane Bickett, LB, Southern Cal |
| Leonard Dunlap, DB, N. Texas St. | |

1953

1—Billy Vessels, HB, Oklahoma; 2—Bernie Flowers, E, Purdue; 3—Buck McPhail, FB, Oklahoma; 4—Tom Catlin, C, Oklahoma; 5—Jack Little, T, Texas A&M; 6—Jim Sears, HB, USC; 7—Bill Athey, G, Baylor; 8—Jim Prewett, T, Tulsa; 9—Bob Blair, TE, TCU; 10—John Cole, HB, Arkansas; 11—Gene Rossi, HB, Cincinnati; 12—Kaye Vaughn, G, Tulsa; 13—Bobby Moorhead, HB, Georgia Tech; 14—Frank Continetti, G, George Washington; 15—Buddy Sutton, HB, Arkansas; 16—Jim Currin, E, Dayton; 17—George Rambour, T, Dartmouth; 18—LeRoy Labat, HB, LSU; 19—Bill Powell, HB, California; 20—Pete Russo, T, Indiana; 21—Frank Kirby, T, Bucknell; 22—Merlin Gish, C, Kansas; 23—Mike Housepian, G, Tulane; 24—Monte Brethauer, E, Oregon; 25—Joe Szombathy, E, Syracuse; 26—Scott Prescott, C, Minnesota; 27—Ray Graves, HB, Texas A&M; 28—Joe Sabol, HB, UCLA; 29—Jack Alessandrini, G, Notre Dame; 30—Tom Roche, T, Northwestern.

1954

1—Cotton Davidson, QB, Baylor; 2—Larry Grigg, B, Oklahoma U.; 4—Thomas Allman, B, W. Virginia; 5—Don Ellis, B, Texas A&M; 7—Glenn Turner, B, Georgia Tech; 8—Dennis McCotter, G, Detroit U.; 9—Robert Adams, G, Shippensburg St. Tchrs.; 10—Robert Schoonmaker, B, Missouri; 11—Robert Leberman, B, Syracuse; 12—Donald Chelf, T, Iowa; 13—David McMillan, B, John Carroll; 14—Ordell Braase, T, S. Dakota State; 15—Joseph D'Agostino, G, Florida; 16—Alex Sandusky, C, Clarion St. Tchrs.; 17—Thomas Adkins, C, Kentucky; 18—Richard Shinault, B, Texas Western; 19—Charles Wenzlau, C, Miami (Ohio); 20—Raymond Berry, E, S.M.U.; 21—Robert Lade, G, Nebraska St. Tchrs.; 22—Robert Meyer, T, Ohio State; 23—Leon Hardeman, B, Georgia Tech; 24—Donald Kerlin, B, Concordia; 25—Pepper Rodgers, B, Georgia Tech; 26—Jesus Esparza, T, New Mexico A&M; 27—William Sennett, C, George Tech; 28—Raymond Ecstrom, C, Westminster; 29—Claude Talianferro, B, Illinois; 30—Patrick Abruzzi, B, Rhode Island.

1955

Bonus Pick—George Shaw, QB, Oregon; 1—Alan Ameche, B, Wisconsin; 2—Richard Szymanski, C, Notre Dame; 3—L. G. Dupre, B, Baylor; 4—Jack Patera, G, Oregon (Traded by New York); 5—George Preas, G, V.P.I.; 6—Leo Lewis, B, Lincoln University (Missouri); 7—Frank McDonald, C, Miami (Florida); 8—Dale Meinert, G, Oklahoma A&M; 9A—Walter Bryan, B, Texas Tech; 9B—William Evans, G, Miami (Ohio) (Traded by New York); 11—Emil Radik, B, Omaha; 12—Dick Cherovich, T, Miami (Ohio); 13—Pat Abbruzzi, B, Rhode Island; 14—John Lee, B, Georgia Tech; 15—Gerald Peterson, T, Texas; 16—Dick Laswell, T, T.C.U.; 17—Wesley Clark, T, Mississippi Southern; 18—Charles Shepherd, B, North Texas State; 19—James Cobb, T, Abilene Christian; 20—Charles Cianciola, C, Lawrence College; 21—Nick Manych, C, Michigan State Normal; 22—Jerry Welch, B, South Dakota State; 23—Dick McNamara, B, Minnesota; 24—Alex Esquivel, B, Mexico City College (Mexico); 25—Richard Grann, T, Rhode Island; 26—Marion Minker, T, Bucknell;



DRAFT HISTORY

27—James Locke, T, V.P.I.; 28—Robert Myers, T, Ohio State; 29—Bill Waters, T, Austin College.

1956

1—Lenny Moore, HB, Penn State; 2—Dick Donlin, E. Hamline; 3—Bob Pascal, HB, Duke; 4—B.C. Inabinet, T, Clemson; 5—Herb Gray, E, Texas; 6—Dan Schmidt, HB, Texas Tech; 7—Bill Waters, T, Austin; 8—Bill Koman, G, North Carolina; 9—John Lewis, E, Michigan State; 10—Gene Scott, HB, Centre; 11—Dennis Shaw, E, N. Texas State; 12—Steve Myhra, G, North Dakota; 13—Jack Hill, HB, Utah State; 14—Ted Schwanger, HB, Tennessee Poly; 15—John Polzer, LB, Virginia; 16—Gene Hendrix, HB, Drake; 17—Bill Dannenhauer, E, Emporia; 18—Earl Looman, G, Stetson; 19—Bob Fyvie, T, Lafayette; 20—Bob Hill, FB, Jackson; 21—Jim Harness, HB, Mississippi State; 22—Pat Del Vicaro, G, Mississippi Southern; 23—Al Stephenson, T, Idaho State; 24—Bobby Fox, HB, E, Texas State; 25—Bradley Mills, HB, Kentucky; 26—Jim Lohr, G, S. E. Missouri; 27—Herb Hartwell, HB, Virginia; 28—John Shearer, QB, Shepherd; 29—Jim Rusher, E, Kansas State; 30—Terry Sweeney, HB, Middle Tenn. State.

1957

1—Jim Parker, T, Ohio State; 2—Don Shinnick, LB, UCLA; 3—Luke Owens, T, Kent State; 4—Jackie Simpson, HB, Florida; 5—Ron Underwood, HB, Arkansas; 6—Bill Pricer, FB, Oklahoma; 7—Reuben Saage, HB, Baylor; 8—Jack Harmon, HB, East Oregon State; 9—Robert White T, Otterbein; 10—Joe Grisham, E, Austin Peay; 11—Andy Nelson, QB, Memphis State; 12—Don Simonc, T, Tennessee Poly; 13—John Call, HB, Colgate; 14—Joe Guido, HB, Youngstown; 15—Hall Whitley, C, Texas A. & I.; 16A—Joe Cannavino, HB, Ohio State (in trade for fullback Charles Shepard); 16B—Ed Preelock, T, Kansas; 17—Dan Wisniewski, G, Pittsburgh; 18—Jim Villa, HB, Allegheny; 19—Charles Frochle, T, St. John's of Minn.; 20—Walt Livingstone, HB, Heidelberg; 21—Owen Mulholland, HB, Houston; 22—Chet Van Atta, LB, Kansas; 23—Connie Baird, E, Hardin-Simmons; 24—Harwood Hoeft, E, South Dakota State; 25—Harlon Geach, T, College of Idaho; 26—Joe Unitas, T, Louisville; 27—Len DeMalon, LB, St. Vincent's of Pennsylvania; 28—Walt Schnelker, T, Colorado; 29—Bob Rasmussen, G, Minnesota; 30—Bob Bailey, E, Thiel.

1958

1—Leonard Lyles, HB, Louisville; 2—Bob Stransky, HB, Colorado; 3—Joe Nicely, G, West Virginia; 4—Les Walters, E, Penn State; 5—Raymond Brown, QB-HB, Mississippi; Bob Taylor, E, Vanderbilt; 7—John Sample, HB, Maryland State (in trade from Pittsburgh); John Diehl, T, Virginia; 8—Floyd Peters, G, San Francisco State; 9—Harold Bullard, FB, Lenoir Rhyne; 10—Ray Schamber, HB, South Dakota; 11—Bobby Jordon, HB, V. M. I.; 12—Tommy Addison, T, South Carolina; 13—Jerry Richardson, E, Wofford; 14—Ken Hall, HB-FB, Texas A. & M.; 15—Les Carney, HB, Ohio; 16—Arch Matsos, G-LB, Michigan State; 17—James Reese, QB, Minnesota; 18—Dale Lloyd, C, Georgia; 19—Tim Murnen, G, Bowling Green; 20—Tom Forrestal, QB, Navy; 21—Jim Faulk, HB, Texas Christian; 22—Bob McKee, E, Monmouth; 23—Phil Parslow, HB, UCLA; 24—Bobby Sandlin, HB, Tennessee; 25—Jim Roundtree, HB, Florida; 26—Bob Grimes, G, Central Michigan; 27—George Dintiman, HB, Lock Haven Teachers; 28—Jim Murphy, T, East Tennessee State Teachers; 29—Doug Padgett, E, Duke; 30—Gary Lund, G, Utah State.

1959

1—Jackie Burkett, C, LB, Auburn; 2—Dave Sherer, E, S.M.U.; 3—Traded to Detroit for Ray Krouse; 4—Zeke Smith, G, LB, Auburn; 5—Hanson Churchwell, G, LB, Mississippi; 6—Palmer Pyle, T, Michigan State; 7—Harold Lewis, HB, Houston; 8—Tom Coffey, HB, West Texas State; 9—Tom Brown, G, Minnesota; 10—Don Stewart, E, S.M.U.; 11—Tom Stephens, HB, Syracuse; 12—Richard Wood, QB, Auburn; 13—Rudy Smith, G-T, Mississippi; 14—Fredie Burket, HB, Southeastern Oklahoma; 15—Ted Foret, T, Auburn; 16—Morris Keller, T, Clemson; 17—Leroy Bergen, T, South Dakota State; 18—Opie Bandy, E-LB, Tulsa; 19—Milton Crain, C-LB, Mississippi; 20—Paul Balonick, C-LB, North Carolina State; 21—John Hirstein, FB, Michigan; 22—Lonny Leatherman, T, T.C.U.; 23—Bob Davis, HB, Houston; 24—Bob Nonogratz, G-LB, Army; 25—Ed Kieffer, HB, Syracuse; 26—Rene Lorio, HB, Mississippi Southern; 27—Thurman Terry, T, Rice University; 28—Fred Long, FB, Iowa; 29—Perry McGriff, E, Florida; 30—Blair Weese, FB, West Virginia Tech.

1960

1—Ron Mix, T, U.S.C.; 2—Don Floyd, T, T.C.U.; 2—Marvin Terrell, G, Mississippi (selection obtained in trade with New York for George Shaw); 3—Jim Welch, HB, S.M.U.; 4—Geerhard Schwedes, HB, Syracuse; 5—Marvin Laster, HB, T.C.U.; 6—Al Bansavage, G, U.S.C.; 7—Harry Beabout, T, Purdue; 8—Jim Colvin, T, Houston; 9A—Bob Hall, T, Kent State; 9B—Don Perkins, HB, New Mexico (selection obtained in trade with Philadelphia for Jimmy Carr); 10A—Ernest Barnes, C, North Carolina College; 10B—Bobby Boyd, QB, Oklahoma (selection obtained in trade with Washington for Hanson Churchwell); 11—Bob Wehking, C, Florida; 12—Bill Bucek, HB, Rice; 13—Jim Nemeth, C, South Carolina; 14—Dale Johanson, T, Augustana College; 15—Larry Grantham, E, Mississippi; 16—George Boynton, HB, East Texas State; 17—Jim Beaver, T, Florida; 18—Dan Sheeham, T, Chattanooga; 19—Bill Carpenter, E, Army; 20—Bob Hogue, T, Shepherd.



1961

1—Tom Matte, HB, Ohio State; 2—Tom Gilburg, T, Syracuse; 3—Jerry Hill, HB, Wyoming; 4—Ken Gregory, E, Whittier; 5A—Ron Osborne, T, Clemson; 5B—Ed Dyas, FB, Auburn; 6—Don Kern, HB, V.M.I.; 7—Ike Grimsley, HB, Michigan State; 8—Paul Terhes, QB, Bucknell; 9—Pete Nicklas, T, Baylor; 10—Bob Clemens, HB, Pitt; 11—Ralph White, T, Bowling Green; 12—Dick Reynolds, T, North Carolina State; 13—Dallas Garber, FB, Marietta; 14—Bob Hunt, T, S.M.U.; 15—E. A. Sims, E, New Mexico State; 16—Tom Weisner, FB, Wisconsin; 17—Steve Jastrzembki, E, Pitt; 18—Wilson Allison, T, Baylor; 19—Joe Novsek, T, Tulsa; 20—Al Kimbrough, HB, Northwestern.

1962

1—Wendell Harris, HB, Louisiana State; 2—Bill Saul, LB, Penn State; 3—Dan Sullivan, T, Boston College; 4—Jim Dillard, HB, Oklahoma State; 5—Jerry Croft, G, Bowling Green; 6—Traded to Green Bay; 7—Fred Miller, T, Louisiana State (future); 8—Pete Brokaw, HB, Syracuse; 9A—Roy Walker, FB, Purdue; 9B—Walt Rappold, QB, Duke; 10—Fred Moore, T, Memphis State; 11—Scott Tyler, HB, Miami, Ohio; 12—Bake Turner, HB, Texas Tech; 13—Charles Holmes, FB, Maryland State; 14—Stinson Jones, HB, V.M.I.; 15—Joe Monte, G, Furman; 16—Ray Abruzzese, HB, Alabama; 17—Bill Knocke, HB, Fresno State; 18—Mel Rideout, QB, Richmond; 19—Fred Gillett, HB, Los Angeles State; 20—Herm McKee, HB, Washington State.

1963

1—Bob Vogel, T, Ohio State; 2A—John Mackey, E-HB, Syracuse; 2B—Butch Wilson, FB, Alabama; 3—Traded to St. Louis; 4A—Jerry Logan, HB, West Texas State; 4B—Harlow Fullwood, T, Virginia Union; 5—Bill Ventura, E, Richmond; 6—Jerry Cook, HB, Texas; 7—Willie Richardson, E, Jackson State; 8—Dave Hayes, FB, Penn State; 9—Don Trull, QB, Baylor; 10—Bill Siekierski, G, Missouri; 11—Winston Hill, T, Texas Southern; 12—Butch Maples, C, Baylor; 13—Paul Watters, T, Miami, Ohio; 14—Neil Petties, E, San Diego State; 15—Leon Mavity, HB, Colorado; 16—Dick Quast, E, Memphis State; 17—Kern Carson, HB, San Diego State; 18—Luther Woodruff, T, North Carolina A & T; 19—Steve Berzansky, FB, West Virginia; 20—D. L. Hurd, E, San Francisco State.

1964

1—Marv Woodson, HB, Indiana; 2—Tony Lorick, HB, Arizona State; 3—Traded to Green Bay; 4—Ted Davis, LB, Georgia Tech; 5—Ed Lothamer, T, Michigan State; 6—Jim Mazurek, T, Syracuse; 7—Ken Sugarman, T, Whitworth; 8—John Williamson, LB, Louisiana Tech; 9—Vince Turner, HB, Missouri; 10—Traded to Detroit; 11—John Paglio, T, Syracuse; 12—Ken Graham, HB, Washington State; 13—Charlie Parker, T, Southern Mississippi; 14—John Case, E, Clemson; 15—Larry Kramer, T, Nebraska; 16—Roger Lopes, FB, Michigan State; 17—Don Green, HB, Susquehanna; 18—Alvin Haymond, HB, Southern U; 19—Owen Dejanovich, T, Arizona State (Flag-staff); 20—John Butler, FB, San Diego State.

1965

1—Mike Curtis, FB-LB, Duke; 2—Ralph Neely, T, Oklahoma; 3A—Traded to San Francisco; 3B—Glenn Ressler, G, Penn State (from Vikings); 4A—Dave Johnson, HB, San Jose State; 4B—Martin Schottenheimer, LB, Pitt (from Redskins); 5—John McGuire, E, Syracuse; 6A—Al Atkinson, T, Villanova; 6B—Bob Felts, HB, Florida A&M (from Giants); 7—John Kolocek, T, Corpus Christi; 8—Roosevelt Davis, T, Tennessee A&I; 9—Tom Bleick, HB, Georgia Tech; 10—George Harold, HB, Allen U; 11—Lamar Richardson, E, Fisk U; 12—Ted Radosovich, G, Cincinnati; 13—Bruce Airheart, HB, North Dakota State; 14—Jerry Fishman, LB, Maryland; 15—Roy Hilton, E, Jackson State; 16—Steve Tensi, QB, Florida State; 17—Rick Reichardt, E, Wisconsin; 18—Charley King, HB, Purdue; 19—Barry Brown, E-LB, Florida; 20—George Haffner, QB, McNeese State; Raymond Johnson, C, Prairie View (from Washington).

1966

1—Sam Ball, T, Kentucky; 2—Butch Allison, G, Missouri; 3—Rick Kestner, E, Kentucky; 4A—Rod Sherman, FL, Southern California (from Cowboys); 4B—Hoyle Granger, FB, Mississippi State; 5—Traded to Cowboys; 6—Stas Moliszewski, LB, Princeton; 7A—Dave Ellis, T, North Carolina State (from 49ers); 7B—Ray Perkins, FL, Alabama; 8A—Gerald Allen, HB, Omaha (from Vikings); 8B—Jack White, QB, Penn State; 9—Gerald Gross, HB, Auburn; 10—Claude Brownlee, DE, Benedict; 11—Eric Crabtree, HB, Pittsburgh; 12—Jim Carter, G, Tennessee A&I; 13—Bob Hadrick, E, Purdue; 14—Jim Ward, QB, Gettysburg; 15—Lee Garner, LB, Mississippi; 16—Rod Steward, E, Duke; 17—Randy Matson, T, Texas A&M (found ineligible for drafting); 18—Ed Toner, T, Massachusetts; 19—Ken Duke, FB, Morgan State; 20—Tom Carr, T, Morgan State.



DRAFT HISTORY

1967

1A—Bubba Smith, DE, Michigan State (from Saints); 1B—Jim Detwiler, HB, Michigan; 2—Rick Volk, DB, Michigan; 3A—Norman Davis, G, Grambling (from Saints); 3B—Leon Ward, LB, Oklahoma State; 4—Charles Stukes, DB, Maryland State; 5—Ron Porter, LB, Idaho (from Falcons); 6—Terry Southall, QB, Baylor; 7—Bo Rein, FL, Ohio State; 8A—Lee Anderson, DT, Bishop (from Cardinals); 8B—Cornelius Johnson, T, Virginia Union; 9—Ron Kirkland, HB, Nebraska; 10—Leigh Gilbert, FB, Northern Illinois; 11—Herman Reid, T, St. Augustine's; 12A—Preston Pearson, DB, Illinois (from Steelers); 12B—J. B. Christian, G, Oklahoma State; 13—Marc Allen, DT, West Texas State; 14—Pat Conley, LB, Purdue; 15—Bob Wade, DB, Morgan State; 16—Don Alley, FL, Adams State; 17—Traded to Saints.

1968

1—John Williams, T, Minnesota; 2—Bob Grant, LB, Wake Forest; 3—Rich O'Hara, E, Northern Arizona; 4—James Duncan, DB, Maryland State; 5—Paul Elzey, LB, Toledo; 6—Traded to Atlanta; 7—Anthony Andrews, HB, Hampton Institute; 8—Tommy Davis, DT, Tennessee A&I; 9—Terry Cole, FB, Indiana; 10A—Ocie Austin, DB, Utah State; 10B—Ed Tomlin, FB, Hampton Institute; 11—Bill Pickens, G, Houston; 12—James Jackson, DT, Jackson State; 13—Howie Tennebar, G, Kent State; 14—Charles Mitchell, TE, Alabama State; 15—Jeff Beaver, QB, North Carolina; 16—Walt Blackledge, FL, San Jose State; 17—Ray Pederson, G, State College of Iowa.

1969

1—Ed Hinton, FL, Oklahoma; 2A—Ted Hendricks, LB, Miami; 2B—Tom Maxwell, DB, Texas A&M; 3—Dennis Nelson, T, Illinois State; 4—Jackie Stewart, FB, Texas Tech; 5—King Dunlap, DT, Tenn. A&I; 6—Bill Fortier, G, Louisiana State; 7A—Gary Fleming, LB, Stanford; 7B—Roland Moss, RB, Toledo; 8—Sam Havrilak, DB, Bucknell; 9A—George Wright, DT, Sam Houston; 9B—Larry Good, QB, Georgia Tech; 10—Marion Griffin, TE, Purdue; 11—Ken Delaney, T, Akron; 12—Butch Riley, LB, Texas A&I; 13—Carl Mauck, LB, So. Ill; 14—Dave Bartlett, LB, Colorado; 15—George Thompson, DB, Marquette; 16—Jim McMillan, FL, The Citadel; 17—Joe Cowan, FL, Johns Hopkins.

1970

1—Norm Bulaich, RB, TCU; 2—Jim Bailey, DT, Kansas; 3A—Jim O'Brien, K-WR Cincinnati; 3B—Ara Person, TE, Morgan State; 4—Steve Smear, DT, Penn State; 5—Bilby Newsome, DE, Grambling; 6—Ron Gardin, FL, Arizona; 7—Gordon Slade, QB, Davidson; 8—Bob Bouley, T, Boston College; 9—Barney Harris, CB, Texas A&M; 10—Dick Palmer, LB, Kentucky; 11—George Edwards, RB, Fairmont St. (W. Va.); 12—Don Burrell, FL, Angelo St.; 13—Dave Polak, LB, Bowling Green; 14—Tom Curtis, S, Michigan; 15—Phillip Gary, DE, Kentucky State; 16—Jack Maitland, RB, Williams; 17—Alvin Pearman, RB, Colgate.

1971

1A—Don McCauley, RB, North Carolina (awarded from Miami); 1B—Leonard Dunlap, DB, North Texas State; 2—Bill Atessis, DT, Texas; 3—Karl Douglas, QB, Texas A&I; 4—Traded to Pittsburgh; 5—John Andrews, TE, Indiana; 6—Ken Frith, DT, Northeast Louisiana; 7—Gordon Bowdell, WR, Michigan State; 8—Willie Bogan, DB, Dartmouth; 9—Bill Burnett, RB, Arkansas; 10—Rex Kern, QB, Ohio State; 11—Dave Jones, LB, Baylor; 12A—Bob Wuensch, T, Texas (from Pittsburgh); 12B—Bill Triplett, WR, Michigan State; 13—Tom Neville, LB, Yale; 14—Mike Mikolayunas, RB, Davidson; 15—Mike Hogan, LB, Michigan State; 16—Rich Harrington, DB, Houston; 17—Don Nottingham, RB, Kent State.

1972

1—Tom Drougas, T, Oregon; 2A—Jack Mildren, S, Oklahoma (from Oakland); 2B—Glenn Doughty, WR, Michigan (from Washington); 2C—Lydell Mitchell, RB, Penn State; 4—Eric Allen, WR, Michigan State; 5—Don Croft, DT, Texas El Paso; 6—Bruce Laird, S, American International; 7—John Sykes, RB, Morgan State; 8A—Al Qualls, LB, Oklahoma (from San Diego); 8B—Van Brownson, QB, Nebraska; 9—Gary Hambell, DT, Dayton; 10—Dave Schilling, RB, Oregon State; 11—Fred DeBernardi, DE, Texas El Paso; 12—Gary Theiler, TE, Tennessee; 13—Herb Washington, WR, Michigan State; 14—John Morris, C, Missouri Valley; 15—Robin Parkhouse, LB, Alabama; 16—Gary Wichard, QB, C. W. Post; 17—Stan White, LB, Ohio State.

DRAFT HISTORY



1973

1A—Bert Jones, QB, Louisiana State (from New Orleans); 1B—Joe Ehrmann, DT, Syracuse; 2—Mike Barnes, DE, Miami; 3A—Bill Olds, RB, Nebraska (from Denver through Houston); 3B—Jamie Rotella, LB, Tennessee; 4A—Gery Palmer, T, Kansas (from Chicago through Philadelphia); 4B—Ollie Smith, WR, Tennessee State (from San Diego); 5—David Taylor, G, Catawba; 8A—Ray Oldham, DB, Middle Tennessee (from San Diego); 8B—Bill Windauer, G, Iowa; 11—Dan Neal, C, Kentucky; 12—Bernard Thomas, DE, Western Michigan; 13—Tom Pierantozzi, QB, West Chester; 14—Ed Williams, RB, West Virginia; 15—Jackie Brown, DB, South Carolina; 16—Marty Januskiewicz, RB, Syracuse; 17—Guy Falkenhagen, T, Northern Michigan.

1974

1A—John Dutton, DE, Nebraska; 1B—Roger Carr, WR, Louisiana Tech (from Los Angeles); 2A—Fred Cook, DE, Southern Mississippi; 2B—Ed Shuttlesworth, RB, Michigan (from Philadelphia); 3A—Glenn Robinson, LB, Oklahoma State; 3B—Robert Pratt, G, North Carolina (from Denver); 4—Tony Bell, S, Bowling Green; 5—Doug Nettles, CB, Vanderbilt (from Minnesota); 6—Danny Rhodes, LB, Arkansas (from New England); 7A—Noah Jackson, G, Tampa; 7B—Dan Dickel, LB, Iowa (from Denver); 7C—Freddie Scott, WR, Amherst (from Buffalo); 8A—Greg Latta, TE, Morgan State; 8B—Paul Miles, RB, Bowling Green (from Denver); 10A—Bob Van Duyne, G, Idaho; 10B—Glenn Ellis, DT, Elon (from Los Angeles); 11—Tim Rudnick, DB, Notre Dame; 12A—Dave Simonson, T, Minnesota; 12B—Bob Bobrowski, QB, Purdue (from Washington); 13—Randy Hall, S, Idaho; 14—Ed Collins, WR, Rice; 15—Pat Kelly, LB, Richmond; 16—Dave Margavage, T, Kentucky; 17A—Tim Berra, WR, Massachusetts; 17B—Buzzy Lewis, DB, Florida State (from Washington).

1975

1—Ken Huff, G, North Carolina (from Atlanta); 3A—Mike Washington, DB, Alabama; 3B—Dave Pear, DT, Washington (from Chicago); 4A—Marshall Johnson, RB, Houston; 4B—Paul Linford, DT, Brigham Young (from N.Y. Jets); 5—Roosevelt Leaks, FB, Texas; 6—Don Westbrook, WR, Nebraska (from N.Y. Giants); 7A—Kim Jones, FB, Colorado State; 7B—Steve Joachim, QB, Temple (from Chicago); 7C—Derrel Luce, LB, Baylor (from N.Y. Jets through Chicago); 8A—John Bushong, DE, Western Kentucky; 8B—Greg DenBoer, TE, Michigan (from Chicago through Denver); 8C—Mario Cage, RB, Northwestern (La.) State (from Green Bay); 9—Royce McKinney, DB, Kentucky State; 10—Phil Waganheim, P, Maryland; 11—Dave Hazel, WR, Ohio State; 12—Brad Storm, LB, Iowa State; 13—John Roman, G, Idaho State; 14—Mike Smith, C, SMU; 15—John Goodie, FB, Langston; 16A—Bill Malouf, WR-DB, Mississippi; 16B—Mike Evavold, DT, Macalester (from San Francisco); 16C—Bob Smith, DB, Maryland (from Oakland); 17A—David McKnight, LB, Georgia; 17B—Mike Bengard, DE, Northwestern (Iowa) (from San Francisco); 17C—Frank Russell, WR, Maryland (from Oakland).

1976

1—Ken Novak, DT, Purdue; 2—Choice to Pittsburgh; 3A—Ed Simonini, LB, Texas A & M; 3B—Ron Lee, RB, West Virginia (from Tampa Bay); 4—Choice to Pittsburgh; 5A—Sanders Shiver, LB, Carson-Newman (from Chicago through Miami and Chicago); 5B—Mike Kirkland, QB, Arkansas; 6—Choice to Buffalo; 7—Choice to New Orleans through Chicago and Oakland; 8—Ricky Thompson, WR, Baylor; 9—Stu Levenick, T, Illinois; 10—Tim Baylor, DB, Morgan State; 11—Rick Gibney, DT, Georgia Tech; 12—Frank Stavroff, K, Indiana; 13—Choice to Oakland; 14—Jeremiah Cummings, DE, Albany (Ga.) State; 15—Gary Alexander, T, Clemson; 16A—Mike Fuhrman, TE, Memphis State (from Washington through Baltimore and San Francisco); 16B—Steve Ludwig, C, Miami (Fla.); 17—Choice to Oakland.

1977

1—Randy Burke, WR, Kentucky; 2—Mike Ozdowski, DE, Virginia; 6—Calvin O'Neal, LB, Michigan; 7—Blanchard Carter, T, Nevada-Las Vegas; 8—Kenneth Helms, T-C, Georgia; 9—Glen Capriola, RB, Boston College; 10—Ron Baker, G, Oklahoma State; 11—Brian Ruff, LB, The Citadel; 12—Bill Deutsch, RB, North Dakota.

1978

1—Reese McCall, TE, Auburn; 2—Mike Woods, LB, Cincinnati; 5—Frank Myers, OT, Texas A&M; 6—Ben Garry, RB, Sou. Mississippi; 7—Jeff Logan, RB, Ohio State; 8—Monte Anthony, RB, Nebraska; 9—Dave Studdard, OT, Texas; 10—Dallas Owens, DB, Kentucky; 11—Henry Mason, WR, Central Missouri; 12—Bruce Allen, P, Richmond.



DRAFT HISTORY

1979

1—Barry Krauss, LB, Alabama; 3—Kim Anderson, DB, Arizona State; 5—Larry Braziel, DB, USC; 6—Jim Moore, OT, Ohio State; 8A—Steve Heimkretter, LB, Notre Dame; 8B—Nesby Glasgow, DB, Washington; 9—Russ Henderson, P, Virginia; 10—Steven Stephens, TE, Oklahoma State; 11—John Priestner, LB, Western Ontario; 12—Charles Green, WR, Kansas State.

1980

1A—Curtis Dickey, HB, Texas A&M; 1B—Derrick Hatchett; DB, Texas; 2A—Ray Donaldson, C, Georgia; 2B—Tim Foley, OT, Notre Dame; 3—No Choice; 4—Ray Butler, WR, U.S.C.; 5—No Choice; 6—Chris Foote, C, U.S.C.; 7—Wesley Roberts, DE, Texas Christian; 8—Ken Walter, OT, Texas Tech; 9—Mark Bright, FB, Temple; 10—Larry Stewart, OT, Maryland; 11—Ed Whitley, TE, Kansas State; 12A—Randy Bielski, K, Towson State; 12B—Marvin Sims, FB, Clemson.

1981

1A—Randy McMillan, FB, Pittsburgh; 1B—Donnell Thompson, DT, North Carolina; 3—Randy Van Divier, OT, Washington; 4—Tim Sherwin, TE, Boston College; 6—Bubba Green, DT, North Carolina State; 7—Obed Ariri, K, Clemson; 8A—Ken Sitton, S, Oklahoma; 8B—Hosea Taylor, DT, Houston; 9—Tim Gooch, DE, Kentucky; 10A—Gregg Gerken, LB, North Arizona Univ; 10B—Trent Bryant, CB, Arkansas; 11—Holden Smith, WR, California; 12—Eric Scoggins, LB, U.S.C.

1982

1A—Johnnie Cooks, LB, Mississippi State; 1B—Art Schlichter, QB, Ohio State; 2A—Leo Wisniewski, NT, Penn State; 2B—Rohn Stark, P, Florida State; 3—James Burroughs, CB, Michigan State; 4—Mike Pagel, QB, Arizona State; 5—Terry Crouch, OG, Oklahoma; 6—Pat Beach, TE, Washington State; 7—Fletcher Jenkins, NT, Washington; 8—Tony Loia, OG, Arizona State; 9—Tony Berryhill, C, Clemson; 10—Tom Derry, S, Widener; 11—Lamont Meacham, CB, Western Kentucky; 12—Johnny Wright, RB, South Carolina

1983

1—John Elway, QB, Stanford; 2—Vernon Maxwell, LB, Arizona State; 3—George Achica, NT, U.S.C.; 4—Phil Smith, WR, San Diego State; 5—Sid Abramowitz, OT, Tulsa; 6—Grant Feasel, C, Abilene Christian; 7—Alvin Moore, RB, Arizona State; 8—Selection traded to Denver; 9A—Jim Mills, OT, Hawaii; 9B—Chris Rose, OT, Stanford; 10—Ronald Hopkins, CB, Murray State; 11—Jim Bob Taylor, QB, Georgia Tech; 12—Carl Williams, WR, Texas Southern.

1984

1A—Leonard Coleman, CB, Vanderbilt; 1B—Ron Solt; OG, Maryland; 2—Blaise Winter, DT, Syracuse; 3—Chris Scott, DT, Purdue; 4A—Craig Curry, S, Texas; 4B—George Wonsley, RB, Mississippi State; 5A—Golden Tate, WR, Tennessee State; 5B—Kevin Call, OT, Colorado State; 6—Dwight Beverly, RB, Illinois; 8—Eugene Daniel, CB, Louisiana State; 11—Bob Stowe, OT, Illinois; 12—Steve Hathaway, DE, West Virginia.

1985

1—Duane Bickett, LB, Southern California; 2—Don Anderson, CB, Purdue; 3—Anthony Young, S, Temple; 4—Willie Broughton, DE, Miami (Fla.); 5—Roger Caron, OT, Harvard; 6—No selection, (traded to Dallas, who selected DE-Kurt Ploeger); 7—James Harbour, WR, Mississippi; 8—Ricky Nichols, WR, East Carolina; 9—Mark Boyer, TE, Southern California; 10—Andre Pinesett, DT, Cal State-Fullerton; 11—No selection, (traded to LA Rams, who selected QB-Doug Flutie); 12—David Burnette, OT, Central Arkansas.

COLTS DURABILITY LEADERS

Consecutive Games Played		Consecutive Games Started	
Barry Krauss	88	Ray Donaldson	57
Ray Donaldson	73	Randy McMillan	57
Randy McMillan	58	Barry Krauss	37
Nesby Glasgow	41	Nesby Glasgow	30
Johnnie Cooks	41	Cliff Odom	20
Rohn Stark	41	Ron Solt	16
Ben Utt	41	Donnell Thompson	10
Gary Padjen	39	Vernon Maxwell	10



COLTS ATTENDANCE RECORDS

- Largest Home Crowd — *61,479 vs. Pittsburgh, Nov. 13, 1983
 '60,411 vs. Miami, Dec. 9, 1984
- Smallest Home Crowd—16,941 vs. Kansas City, Dec. 21, 1980
- Largest Road Crowd—100,202 at Los Angeles, Dec. 6, 1958
- Smallest Road Crowd—14,813 at Philadelphia (Shibe Park),
 Nov. 15, 1953.
- Largest Regular Season Total Attendance—841,497 in 1973
 (60,107 average)
- Largest Regular Season Home Attendance—'481,305 in 1984
 (60,163 average)

* Baltimore

' Indianapolis

10 LARGEST CROWDS TO SEE THE COLTS PLAY

Attendance	Site	Results	Date
100,202	Los Angeles	Rams 30, Colts 28	Dec. 6, 1958
91,745*	Ann Arbor	Lions 23, Colts 20	Aug. 22, 1971
80,638	Detroit	Colts 10, Lions 9	Nov. 16, 1980
80,636	New Orleans	Colts 30, Saints 10	Oct. 19, 1969
80,628	Cleveland	Colts 34, Browns 0	Dec. 27, 1968
80,132	Cleveland	Colts 36, Browns 14	Oct. 14, 1962
80,047	Miami	Dolphins 44, Colts 0	Nov. 11, 1973
80,020	Buffalo	Bills 31, Colts 13	Oct. 14, 1973
80,010	Miami	Dolphins 16, Colts 0	Dec. 16, 1972
79,544	Cleveland	Browns 27, Colts 0	Dec. 27, 1964

*Preseason game at University of Michigan

COLTS INDIVIDUAL RECORDS

National Football League records are indicated by an asterisk. Every attempt has been made to compile as complete a table of records as possible. Errors will be corrected if documented. Since the Colts joined the NFL in 1953, the league has increased the number of games played each season from 12 in 1953 to the current 16 in 1978. Here are the dates that the league increased the number of games played each season:

1953-60 12 games 1961-77 14 games 1978-84 16 games

Note: The 1982 NFL regular season was reduced from 16 games to nine games because of a players' strike.

SERVICE

Most Seasons

- 17 (John Unitas, 1956-1972)
- 13 (Raymond Berry, 1955-1967)
 (David Lee, 1966-1978)
 (Dick Szymanski, 1955, 1957-1968)
 (Gino Marchetti, 1953-1964, 1966)
- 12 (Lenny Moore, 1956-1967)
 (Don Shinnick, 1957-1968)
 (Ordell Braase, 1957-1968)

Most Games Played

- 221 (John Unitas, 1956-1972)
- 188 (David Lee, 1966-1978)
- 164 (Don Shinnick, 1957-1968)
- 164 (Ordell Braase, 1957-1968)

Most Consecutive Games Played

- 155 (Jerry Logan, 1963-1972)
- 139 (Jim Parker, 1957 to 2nd game of 1967)
- 138 (Alex Sandusky, 1957-1966)

SCORING

Most Points Scored

- Game 24 (Lenny Moore vs. Chicago Bears, Oct. 4, 1958)
- 24 (Lenny Moore vs. Los Angeles, Oct. 16, 1960)
- 24 (Lenny Moore vs. Minnesota, Oct. 1, 1961)
- 24 (Lydell Mitchell vs. Buffalo, Oct. 12, 1975)
- Season 120 (Lenny Moore, 1964)

- 112 (Raul Allegre, 1983)
- 109 (Toni Linhart, 1976)
- 106 (Lou Michaels, 1967)
- Career 678 (Lenny Moore, 1956-1967)
- 586 (Lou Michaels, 1965-1969)
- 408 (Raymond Berry, 1955-1967)

Most Consecutive Games Scoring

- 62 (Lou Michaels, 13th game of 1965 through 14th game of 1969)



RECORDS

Most Touchdowns

Game	4 (Lenny Moore vs. Chicago Bears, Oct. 4, 1958)
	4 (Lenny Moore vs. Los Angeles, Oct. 16, 1960)
	4 (Lenny Moore vs. Minnesota, Oct. 1, 1961)
	4 (Lydeil Mitchell vs. Buffalo, Oct. 12, 1975)
Season	20 (Lenny Moore, 1964)
	15 (Lenny Moore, 1961)
	15 (Lydeil Mitchell, 1975)
Career	113 (Lenny Moore, 1956-1967) (Includes one fumble recovery.)
	68 (Raymond Berry, 1956-1967)
	57 (Tom Matte, 1961-1972)

Most Consecutive Games Scoring a Touchdown

*14 (Lenny Moore, 1964-1965)

Most Points after Touchdown

Game	8 (Tom Feamster vs. Los Angeles, Nov. 25, 1956)
	8 (Steve Myhra vs. Green Bay, Nov. 2, 1958)
Season	53 (Lou Michaels, 1964)
	51 (Toni Linhart, 1975)
	50 (Steve Myhra, 1959)
Career	263 (Lou Michaels, 1964-1969)
	184 (Toni Linhart, 1974-1979)
	180 (Steve Myhra, 1957-1961)

Most Consecutive Points after Touchdown

103 (Lou Michaels, 1964-1966)

Most Points after Touchdown Attempts

Game	8 (Tom Feamster vs. Los Angeles, Nov. 25, 1956)
	8 (Steve Myhra vs. Green Bay, Nov. 2, 1958)
Season	54 (Lou Michaels, 1964)
	52 (Steve Myhra, 1958)
	52 (Toni Linhart, 1975)
Career	270 (Lou Michaels, 1964-1969)
	195 (Toni Linhart, 1974-1979)
	190 (Steve Myhra, 1957-1961)

Highest Career Percentage of PATs

(Minimum 50 attempts)	97.4 (Lou Michaels, 1964-1969)
	97.0 (Jim O'Brien, 1970-1972)
	94.7 (Steve Myhra 1957-61)
	93.7 (Steve Mike-Mayer, 1979-1980)

Most Field Goals

Game	5 (Lou Michaels vs. San Francisco, Sept. 25, 1966)
	5 Raul Allegre at Philadelphia, Oct. 30, 1983)
Season	30 (Raul Allegre, 1983)
	24 (Jim Martin, 1963)
	21 (Steve Myhra, 1961)
	21 (Lou Michaels, 1966)
Career	107 (Lou Michaels, 1964-1969)
	72 (Toni Linhart, 1974-1979)
	52 (Jim O'Brien, 1970-1972)

Most Consecutive Successful Field Goals

11 (Jim O'Brien, 1971, 1st through 5th games)
10 (Lou Michaels, 1967, 11th through 13th games)

Most Field Goal Attempts

Season	39 (Steve Myhra, 1961)
	39 (Jim Martin, 1963)
	39 (Lou Michaels, 1966)
Career	198 (Lou Michaels, 1964-1969)
	119 (Toni Linhart, 1974-1979)
	94 (Jim O'Brien, 1970-1972)
Highest Career Field Goal Percentage (Minimum 30 attempts)	
	77.4 (Raul Allegre, 1983-84, 41-53)
	60.5 (Toni Linhart, 1974-1979, 72-119)
	55.3 (Jim O'Brien, 1970-1972, 52-94)
	54.0 (Lou Michaels, 1964-1969, 107-198)
	100.0 (Steve Mike-Mayer vs. N.Y. Jets, Sept. 28, 1980, 5 of 5)

Highest Single Game Conversion Percentage (Minimum 5 attempts)

100.0 (Lou Michaels vs. San Francisco, Sept. 25, 1966 (5 of 5))

Longest Field Goal

58 (Dan Miller at San Diego, Dec. 26, 1982)
56 (Bert Rechichar vs. Chicago Bears, Sept. 27, 1953)

Most Field Goals Blocked

4 (Bubba Smith, 1971)

Longest Blocked Field Goal Return

99t (Carl Taseff at Los Angeles, Dec. 12, 1959)

RUSHING

MOST RUSHING ATTEMPTS

Game	*40 (Lydeil Mitchell at N.Y. Jets, Oct. 20, 1974, 156 yds.)
	35 (Lydeil Mitchell vs. Miami, Dec. 9, 1973, 104 yds.)
	34 (Lydeil Mitchell vs. New England, Dec. 16, 1973, 142 yds.)
	34 (Lydeil Mitchell vs. New England, Dec. 21, 1975, 98 yds.)
Season	301 (Lydeil Mitchell, 1977)
	289 (Lydeil Mitchell, 1976)
	289 (Lydeil Mitchell, 1975)
Career	1391 (Lydeil Mitchell, 1972-1977)
	1200 (Tom Matte, 1961-1972)
	1069 (Lenny Moore, 1956-1967)

Most Rushing Yardage

Game	198 (Norm Bulaich vs. N. Y. Jets, Sept. 19, 1971)
	194 (Alan Ameche vs. Chicago, Sept. 25, 1955)
	185 (Lenny Moore vs. Green Bay, Oct. 28, 1956)
Season	1200 (Lydeil Mitchell, 1976)
	1193 (Lydeil Mitchell, 1975)
	1159 (Lydeil Mitchell, 1977)
	1122 (Curtis Dickey, 1983)
Career	5487 (Lydeil Mitchell, 1972-1977)
	5174 (Lenny Moore, 1956-1967)
	4646 (Tom Matte, 1961-1972)

Best Rushing Average Per Attempt

Season	(Minimum 80 attempts)
	7.5 (Lenny Moore, 1956)
	7.3 (Lenny Moore, 1958)
	7.1 (Lenny Moore, 1961)
Career	(Minimum 500 attempts)
	4.8 (Lenny Moore, 1956-1967)

4.4 (Curtis Dickey, 1980-1984)
4.2 (Alan Ameche, 1955-1960)
4.0 (John Unitas, 1956-1972)

Most Touchdowns Rushing

Game	3 (Alan Ameche at Milwaukee, Oct. 13, 1957)
	3 (Lenny Moore vs. Los Angeles, Oct. 16, 1960)
	3 (Tom Matte at Cleveland, Dec. 29, 1968)
	3 (Tom Matte vs. Washington, Nov. 2, 1969)
	3 (Don McCauley at Miami, Nov. 23, 1975)
Season	16 (Lenny Moore, 1964)
	11 (Tom Matte, 1969)
	11 (Lydeil Mitchell, 1975)
	11 (Curtis Dickey, 1980)
Career	63 (Lenny Moore, 1956-1967)
	45 (Tom Matte, 1961-1972)
	40 (Alan Ameche, 1955-1960)

Most Consecutive Games Rushing for Touchdown

*11 (Lenny Moore, 1963-1964)

Most 100-Yard Games

Season	5 (Lydeil Mitchell, 1975)
Career	16 (Lydeil Mitchell, 1972-1977)
	7 (Alan Ameche, 1955-1960)
	6 (Curtis Dickey, 1980-1984)
	5 (Lenny Moore, 1956-1967)
	5 (Curtis Dickey, 1980-1983)

Longest Run from Scrimmage

80t (Tom Matte vs. St. Louis, Oct. 12, 1964)
79t (Alan Ameche vs. Chicago, Sept. 25, 1955)
79t (Lenny Moore vs. Green Bay, Oct. 28, 1956)



RECEIVING

Most Pass Receptions

Game	13 (Joe Washington at Kansas City, Sept. 2, 1979)
	13 (Lydell Mitchell vs. N.Y. Jets, Dec. 15, 1974)
	12 (Raymond Berry at Washington, Nov. 10, 1957)
	12 (Raymond Berry at N.Y. Giants, Dec. 28, 1958) (NFL Championship game)
	12 (Lydell Mitchell vs. N.Y. Jets, Nov. 28, 1976)
Season	82 (Joe Washington, 1979)
	75 (Raymond Berry, 1961)
	74 (Raymond Berry, 1960)
	72 (Lydell Mitchell, 1974)
Career	631 (Raymond Berry, 1955-1967)
	363 (Lenny Moore, 1956-1967)
	333 (Don McCauley, 1971-1981)

Most Consecutive Games, Pass Receptions

43 (Lenny Moore, Nov. 10, 1957 at Washington through Dec. 18, 1960 at San Francisco)
38 (Raymond Berry, Dec. 28, 1958 at N.Y. Giants through Oct. 1, 1961 vs. Minnesota)
37 (Jimmy Orr, Oct. 20, 1963 at Detroit through Dec. 12, 1965 vs. Green Bay)

Most Pass Receiving Yardage

Game	224 (Raymond Berry at Washington, Nov. 10, 1957)
	210 (Roger Carr at N.Y. Jets, Oct. 24, 1976)
Season	1298 (Raymond Berry, 1960)
	1112 (Roger Carr, 1976)
	974 (Jimmy Orr, 1962)
Career	9275 (Raymond Berry, 1955-1967)
	6039 (Lenny Moore, 1956-1967)
	5859 (Jimmy Orr, 1961-1970)

Best Reception Average Per Catch

Season	(Minimum 25 receptions)
	25.9 (Roger Carr, 1976)
	25.6 (Jimmy Orr, 1968)
	23.5 (Glenn Doughty, 1973)
Career	(Minimum 100 receptions)
	19.3 (Jimmy Orr, 1961-1970)
	18.5 (Roger Carr, 1974-1981)
	17.0 (Ray Butler, 1980-84)

Most Touchdown Receptions

Game	3 (Jim Mutscheller vs. Green Bay at Milwaukee, Oct. 13, 1957)
	3 (Raymond Berry at Dallas, Oct. 30, 1960)
	3 (Raymond Berry vs. Green Bay, Nov. 16, 1960)
	3 (Jimmy Orr vs. Washington, Dec. 8, 1962)
	3 (Jimmy Orr vs. Los Angeles, Oct. 4, 1964)
	3 (Roger Carr vs. Cincinnati, Sept. 19, 1976)
Season	14 (Raymond Berry, 1959)
	11 (Jimmy Orr, 1962)
	11 (Roger Carr, 1976)
Career	68 (Raymond Berry, 1955-1967)
	50 (Jimmy Orr, 1961-1970)
	48 (Lenny Moore, 1956-1967)

Most Consecutive Games, Touchdown Receptions

5 (Raymond Berry, Nov. 15, 1959 vs Green Bay at Milwaukee through Dec. 12, 1959 at Los Angeles)
5 (Jimmy Orr, Dec. 2, 1962 at Detroit through Sept. 22, 1963 at San Francisco)
4 (By many players)

Most 100-Yard Games

Season	6 (Raymond Berry, 1960)
	5 (Lenny Moore, 1958)
	4 (Raymond Berry, 1958)
	4 (Raymond Berry, 1959)
	4 (Lenny Moore, 1959)
	4 (Lenny Moore, 1960)
	4 (Jimmy Orr, 1962)
Career	23 (Raymond Berry, 1955-1967)
	19 (Lenny Moore, 1956-1967)
	18 (Jimmy Orr, 1961-1970)

Longest Pass Reception

90t (Roger Carr from Bert Jones vs. N.Y. Jets, Nov. 16, 1975)
89t (John Mackey from John Unitas at Los Angeles, Oct. 30, 1966)
89t (Roger Carr from Bert Jones at Buffalo, Nov. 9, 1975)

PASSING

Most Pass Attempts

Game	53 (Bert Jones vs. N.Y. Jets, Dec. 15, 1974, 36 comp.)
	49 (Greg Landry at N.Y. Jets, Dec. 2, 1979, 29 comp.)
	46 (Bert Jones at Denver, Nov. 27, 1977, 27 comp.)
Season	459 (Greg Landry, 1979)
	446 (Bert Jones, 1980)
	436 (John Unitas, 1967)
Career	5110 (John Unitas, 1956-1972)
	2464 (Bert Jones, 1973-1981)
	761 (Mike Pagel, 1982-1984)

Most Pass Completions

Game	36 (Bert Jones vs. N.Y. Jets, Dec. 15, 1974, 53 att.)
	29 (Greg Landry vs. N.Y. Jets, Dec. 2, 1979, 49 att.)
	27 (Bert Jones vs. Denver, Nov. 27, 1977, 46 att.)
	27 (Bert Jones vs. Cleveland, Nov. 9, 1980, 39 att.)
Season	270 (Greg Landry, 1979)
	255 (John Unitas, 1967)
	248 (Bert Jones, 1980)
Career	2796 (John Unitas, 1956-1972)
	1382 (Bert Jones, 1973-1981)
	388 (Mike Pagel, 1982-1984)

Most Consecutive Pass Completions

17 (Bert Jones vs. N.Y. Jets, Dec. 15, 1974)
12 (John Unitas vs. Atlanta, Nov. 27, 1967)

Highest Pass Completion Percentage

Game	92.3 (Bert Jones vs. Kansas City, Nov. 30, 1975)
	(13-12-145)-1TD

Most Pass Attempts

Season	(Minimum 140 attempts)
	60.4 (Bert Jones, 1976)
	59.1 (Greg Landry, 1979)
	59.0 (Bert Jones, 1975)
Career	(Minimum 140 attempts per season)
	59.1 (Greg Landry, 1979)
	56.1 (Bert Jones, 1973-1981)
	54.7 (John Unitas, 1956-1972)

Most Yards Passing

Game	401 (John Unitas vs. Atlanta, Sept. 17, 1967)
	397 (John Unitas vs. Cleveland, Nov. 1, 1959)
	385 (John Unitas vs. Minnesota, Dec. 16, 1962)
Season	3481 (John Unitas, 1963)
	3428 (John Unitas, 1967)
	3134 (Bert Jones, 1980)
Career	39768 (John Unitas, 1956-1972)
	17663 (Bert Jones, 1973-1981)
	5666 (Earl Morrall, 1968-1971)

Most 300-Yards or More Passing Games

26 (John Unitas, 1956-1972)

Highest Average Per Pass Attempt

Season	9.26 (John Unitas, 1964)
	9.18 (Earl Morrall, 1968)
	9.05 (Bert Jones, 1976)
Career	7.78 (John Unitas, 1956-1972)
5 yr. min.	7.16 (Bert Jones, 1973-1981)

Most Touchdown Passes

Game	5 (Gary Cuozzo at Minnesota, Nov. 14, 1965)
Season	32 (John Unitas, 1959)
	26 (Earl Morrall, 1968)
	25 (John Unitas, 1960)



RECORDS

Career 28½ (John Unitas, 1956-1972)
122 (Bert Jones, 1973-1981)
47 (Earl Morrall, 1968-1971)

Most Consecutive Games Throwing Touchdown Pass

*47 (John Unitas, 1956-1960)

Highest Percentage of Touchdowns Thrown

Season (Minimum 140 attempts)
8.7 (John Unitas, 1959)
8.2 (John Unitas, 1965)
8.0 (John Unitas, 1957)
Career 5.6 (John Unitas, 1956-1972)
5 yr. min. 5.0 (Bert Jones, 1973-1981)

Most Passes Had Intercepted

Game 6 (Fred Enke at Green Bay, Oct. 18, 1953, 24 attempts)
5 (Fred Enke at Detroit, Nov. 7, 1953, 15 attempts)
5 (John Unitas vs. San Francisco, Nov. 26, 1960, 30 attempts)
5 (John Unitas at Green Bay, Oct. 8, 1961, 24 attempts)
5 (John Unitas at Detroit, Nov. 20, 1966, 19 attempts)

5 (Bill Troup vs. Miami, Sept. 10, 1978, 33 attempts)
Season 24 (John Unitas, 1960, 1961 and 1966)

Career 246 (John Unitas, 1956-1972)

Fewest Interceptions

Season (Minimum 140 pass attempts)
6 (John Unitas, 1964)
6 (John Unitas, 1972)
6 (Marty Domres, 1972)

Lowest Interception Rate

Season 2.0 (John Unitas, 1964)
2.3 (Bert Jones, 1975)
2.6 (Bert Jones, 1976)
Career 3.9 (Bert Jones, 1973-1981)
4.8 (John Unitas, 1956-1972)
5.4 (Marty Domres, 1972-1975)

Longest Pass Completion

90t (Bert Jones to Roger Carr vs. N.Y. Jets, Nov. 16, 1975)
89t (Bert Jones to Roger Carr at Buffalo, Nov. 9, 1975)
89t (John Unitas to John Mackey at Los Angeles, Oct. 30, 1966)

PUNTING

Most Punts

Game 12 (David Lee vs Oakland, Dec. 24, 1977, AFC Playoffs)
11 (Cotton Davidson at Chicago Bears, Oct. 10, 1954)
11 (Joe Don Looney at San Francisco, Nov. 29, 1964)
11 (David Lee at Miami, Nov. 11, 1973)
11 (David Lee at New England, Oct. 19, 1975)
Season 99 (Bucky Dilts, 1979)
98 (Rohn Stark, 1984)
92 (David Lee, 1978)
Career 838 (David Lee, 1966-1978)
235 (Rohn Stark, 1982-1984)
232 (Tom Gilburg, 1961-1965)

Career 34019 (David Lee, 1966-1978)
10551 (Rohn Stark, 1982-1984)
9607 (Tom Gilburg, 1961-1965)

Highest Punting Average

Season 45.6 (David Lee, 1966)
45.3 (David Lee, 1969)
45.3 (Rohn Stark, 1983)
Career 45.0 (Rohn Stark, 1982-1983)
41.4 (Tom Gilburg, 1961-1965)
40.6 (David Lee, 1966-1978)

Longest Punt

76 (David Lee at N.Y. Giants, Oct. 17, 1971)

Most Punts Blocked

Season 2 (David Lee, 1973, 1977, 1978)
2 (Bucky Dilts, 1979)
2 (Mike Bragg, 1980)
Career 11 (David Lee, 1966-1978)

Most Yards Punting

Season 4383 (Rohn Stark, 1984)
4124 (Rohn Stark, 1983)
3657 (Bucky Dilts, 1979)

INTERCEPTIONS

Most Interceptions

Game 3 (Bert Rechichar vs. Chicago Bears, Sept. 27, 1953)
3 (Tom Keane at Philadelphia, Nov. 15, 1953)
3 (Gary Glick at Washington, Nov. 26, 1961)
3 (Jerry Logan at N.Y. Jets, Oct. 18, 1970)
3 (Jackie Wallace at New England, Sept. 12, 1976)
3 (Lyle Blackwood vs. N.Y. Jets, Nov. 20, 1977)
Season 11 (Tom Keane, 1953)
10 (Milt Davis, 1957)
10 (Lyle Blackwood, 1977)
9 (Bob Boyd, 1964)
9 (Bob Boyd, 1965)
Career 57 (Bob Boyd, 1960-1968)
37 (Don Shinnick, 1957-1968)
34 (Jerry Logan, 1963-1972)

Career 994 (Bob Boyd, 1960-1968)
518 (Rick Volk, 1967-1975)
410 (Milt Davis, 1957-1960)

Highest Interception Return Average

Season (Minimum 4 interceptions)
36.5 (Lyle Blackwood, 1978)
31.5 (Jackie Wallace, 1975)
25.7 (Rick Volk, 1968)
Career (Minimum 25 interceptions)
17.4 (Bob Boyd, 1960-1968)
16.7 (Rick Volk, 1967-1975)
15.2 (Milt Davis, 1957-1960)

Most Interceptions Returned for Touchdowns

Season 2 (Milt Davis, 1957)
2 (Jerry Logan, 1965)
2 (Jerry Logan, 1970)
2 (Jackie Wallace, 1975)
2 (Lyle Blackwood, 1978)
Career 5 (Jerry Logan, 1963-1972)
4 (Bob Boyd, 1960-1968)
3 (Andy Nelson, 1957-1963)
3 (Milt Davis, 1957-1960)

Longest Interception Return

94t (Rick Volk at Chicago, Oct. 8, 1967)
94t (James Burroughs at Minnesota, Dec. 12, 1982)

KICKOFF RETURNS

Most Kickoff Returns

Game 7 (Nesby Glasgow at New England, Nov. 18, 1979)
6 (Bruce Laird vs. N.Y. Jets, Sept. 24, 1972)
6 (Nesby Glasgow vs. Kansas City Dec. 20, 1980)

6 (Zachary Dixon at Washington, Dec. 13, 1981)
6 (Zachary Dixon vs. Miami, Jan. 2, 1983)
Season 50 (Nesby Glasgow, 1979)
41 (Marshall Johnson, 1978)
36 (Zachary Dixon, 1981)

RECORDS



Career 137 (Bruce Laird, 1972-1979)
84 (Nesby Glasgow, 1979-1981)
62 (Tom Matte, 1961-1972)
62 (Larry Anderson, 1982-1984)

Most Kickoff Return Yardage

Game 202 (Lenny Lyles at San Francisco, Dec. 18, 1960)
Season 1126 (Nesby Glasgow, 1979)
927 (Marshall Johnson, 1978)
843 (Bruce Laird, 1972)
Career 3406 (Bruce Laird, 1972-1979)
1904 (Nesby Glasgow, 1979-1981)
1369 (Jim Duncan, 1969-1971)

Best Kickoff Return Average

Season (minimum 14 returns)
35.4 (Jim Duncan, 1970)

Career 30.7 (Alvin Haymond, 1965)
(minimum 30 returns)
32.5 (Jim Duncan, 1969-1971)
27.9 (Jim Sample, 1958-1960)
27.5 (Buddy Young, 1953-1955)

Most Kickoff Return Touchdowns

Season 2 (Lenny Lyles, 1958)
2 (Preston Pearson, 1968)
Career 2 (Preston Pearson, 1967-1968)
2 (Jim Duncan, 1969-1971)
2 (Lenny Lyles, 1958, 1961-1969)

Longest Kickoff Return

104t (Buddy Young at Philadelphia, Nov. 15, 1953)

PUNT RETURNS

Most Punt Returns

Game 9 (Nesby Glasgow at Kansas City, Sept. 2, 1979)
8 (Howard Stevens vs. Tampa Bay, Oct. 3, 1976)
Season 44 (Nesby Glasgow, 1979)
41 (Alvin Haymond, 1965)
40 (Alvin Haymond, 1966)
Career 112 (Carl Taseff, 1953-1961)
109 (Howard Stevens, 1975-1977)
108 (Alvin Haymond, 1964-1967)
84 (Rick Volk, 1967-1975)

Most Punt Return Yardage

Game 148 (Carl Taseff vs. Green Bay at Milwaukee, Oct. 14, 1956)
Season 403 (Alvin Haymond, 1965)
396 (Howard Stevens, 1975)
352 (Nesby Glasgow, 1979)
Career 1012 (Howard Stevens, 1975-1977)
911 (Alvin Haymond, 1964-1967)
826 (Carl Taseff, 1953-1961)

Highest Punt Return Average

Season (minimum 14 returns)
12.6 (Wendell Harris, 1964)

11.8 (Ron Gardin, 1970)
11.0 (Howard Stevens, 1975)
Career (minimum 30 returns)
13.5 (Ron Gardin, 1970)
9.2 (Howard Stevens, 1975-1977)
9.2 (Jerry Logan, 1963-1972)

Most Punt Returns for Touchdowns

Season 1 (Carl Taseff, 1953)
1 (Carl Taseff, 1956)
1 (Jerry Logan, 1967)
1 (Ron Gardin, 1970)
1 (Nesby Glasgow, 1979)
Career 2 (Carl Taseff, 1953-1962)

Longest Punt Return

90t (Carl Taseff vs. Green Bay at Milwaukee, Oct. 14, 1956)

Most Fair Catches

Season 20 (Ron Gardin, 1970)
20 (Rick Volk, 1971)
15 (Nesby Glasgow, 1980)
Career 55 (Rick Volk, 1967-1975)
26 (Nesby Glasgow, 1979-1980, 1982)
22 (Alvin Haymond, 1964-1967)

FUMBLES

Most Fumble Recoveries

Season 6 (Barney Poole, 1953)
6 (Stan White, 1973)

Longest Fumble Return

64t (Stan White vs. Buffalo, Dec. 12, 1976)
52t (Johnnie Cooks at New England, Sept. 4, 1983)

COLTS TEAM RECORDS

GAMES WON

Most Wins in a Season

15 1968 (including post-season)
13 1968 (regular season only)

Most Consecutive Wins

11 (Sept. 20, 1964 at Green Bay to Nov. 29, 1964 vs. San Francisco)

Most Consecutive Wins at Home

9 (Nov. 2, 1975 vs. Cleveland to

Nov. 1, 1976 vs. Houston)

Most Consecutive Wins on the Road

8 (Sept. 22, 1968 at Atlanta to Dec. 29, 1968 at Cleveland)

Most Consecutive Games Without Defeat

15 (Dec. 18, 1966 at San Francisco to Dec. 10, 1967 vs. New Orleans)

GAMES LOST

Most Games Lost in a Season

14 (1981)

Most Consecutive Games Lost

14 (Sept. 13, 1981 vs. Buffalo to Dec. 13, 1981 at Washington)

Most Consecutive Games Lost at Home

9 (Sept. 22, 1974 vs. Green Bay to Oct. 12, 1975 vs. Buffalo)

Most Consecutive Games Lost on the Road

12 (Sept. 20, 1981 at Denver to Dec. 26, 1982 at San Diego)

TIE GAMES

Most Tie Games in a Season

2 (1967)

Most Consecutive Tie Games

2 (Oct. 15, 1967 vs. Los Angeles to Oct. 22, 1967 at Minnesota)



RECORDS

SCORING

Most Points Scored

Half 42 (vs. Los Angeles, Nov. 25, 1956)
 Game 58 (vs. Buffalo, Dec. 12, 1976)
 Season 428 (1964)

Most Points by Opponent

Half 37 (vs. Chicago, Nov. 25, 1962)
 37 (at New England, Nov. 23, 1980)
 Game 58 (at Chicago, Oct. 21, 1956)
 Season 533 (1981)

Fewest Points Scored

Season 113 (1982)
 131 (1954)

Fewest Points by Opponent

Season 140 (1971)

Most Points Scored, Both Teams

Game 89 (Baltimore (51) vs. Chicago (38),
 Oct. 4, 1958)

Fewest Points Scored, Both Teams

Game 6 (Buffalo (6) vs. Baltimore (0),
 Dec. 1, 1974)

Most Shutouts

Season 3 (1968)
 3 (1971)

Most Shutouts by Opponent

Season 3 (1972)

Most Consecutive Shutouts by Opponent

2 (Sept. 4, 1978 at Dallas to
 Sept. 10, 1978 vs. Miami)
 2 (Nov. 21, 1982 at N.Y. Jets to
 Nov. 28, 1982 at Buffalo)

Most Touchdowns

Game 8 (vs. Los Angeles, Nov. 25, 1956)
 8 (vs. Green Bay, Nov. 2, 1958)
 Season 54 (1964)

Most Touchdowns by Opponent

Game 8 (vs. Chicago, Nov. 25, 1962)
 Season 54 (1978)

Fewest Touchdowns

Season 12 (1982)
 14 (1954)

Fewest Touchdowns by Opponent

Season 16 (1968)

Most Touchdowns Rushing

Game 5 (at Buffalo, Oct. 10, 1971)
 Season 29 (1964)

Fewest Touchdowns Rushing

Season 4 (1982)
 4 (1954)

Most Touchdowns Rushing by Opponent

Game 5 (at Green Bay, Oct. 18, 1953)
 5 (vs. Cleveland, Nov. 1, 1959)

Season 5 (at Green Bay, Oct. 8, 1961)
 21 (1978)
 21 (1953)

Fewest Touchdowns Rushing by Opponent

Season 5 (1967)

Most Touchdowns Passing

Game 5 (vs. Green Bay, Nov. 2, 1958)
 5 (at Dallas, Oct. 30, 1960)
 5 (vs. Minnesota, Dec. 16, 1962)
 5 (at Minnesota, Nov. 14, 1965)
 5 (vs. Detroit, Oct. 16, 1966)
 Season 33 (1959)

Fewest Touchdowns Passing

Season 6 (1982)
 9 (1954)
 9 (1974)

Most Touchdowns Passing by Opponent

Game 7 (at Minnesota, Sept. 28, 1969)
 Season 37 (1981)

Fewest Touchdowns Passing by Opponent

Season 8 (1960)

Most Points After Touchdown

Game 8 (vs. Los Angeles, Nov. 25, 1956)
 8 (vs. Green Bay, Nov. 2, 1958)
 Season 53 (1964)

Fewest Points After Touchdown

Season 11 (1982)
 12 (1954)

Most Points After Touchdown by Opponent

Game 6 (vs. Chicago, Nov. 25, 1962)
 Season 53 (1978)

Most Field Goals

Game 5 (at Los Angeles, Dec. 4, 1954)
 5 (vs. San Francisco, Sept. 25,
 1966)
 5 (at Philadelphia, Oct. 30, 1983)
 Season 30 (1983)

Most Field Goals by Opponent

Game 5 (at Washington, Nov. 18, 1973)
 Season 23 (1973)

Fewest Field Goals by Opponent

Season 5 (1971)

Greatest Margin of Victory

56 (Baltimore (56) vs. Green Bay
 (0), Nov. 2, 1958)

Greatest Margin of Defeat

57 (Chicago (57) vs. Baltimore (0),
 Nov. 25, 1962)

Most Consecutive Games Scoring

104 (Oct. 24, 1954 vs. Green Bay to
 Nov. 18, 1962 at Green Bay)

FIRST DOWNS

Most First Downs

Game 33 (vs. N.Y. Jets, Dec. 15, 1974)
 Season 327 (1980)

Most First Downs by Opponent

Game 34 (at Philadelphia, Nov. 15, 1981)
 Season 406 (1981)

Fewest First Downs

Game 4 (at Miami, Nov. 11, 1973)
 Season 141 (1953)

Fewest First Downs by Opponent

Game 3 (vs. San Francisco, Nov. 22,
 1959)
 Season 166 (1971)

Most First Downs, Both Teams

Game 57 (vs. N.Y. Jets, Dec. 15, 1974)

Fewest First Downs, Both Teams

Game 21 (at Chicago, Oct. 10, 1954)
 21 (at Chicago, Nov. 16, 1958)
 21 (at Miami, Nov. 11, 1973)

Most First Downs Rushing

Game 18 (at Detroit Oct. 19, 1958)
 Season 146 (1983)

Fewest First Downs Rushing

Game 0 (vs. Los Angeles, Nov. 27, 1966)
 Season 62 (1954)
 62 (1982)

Most First Downs Rushing by Opponent

Game 19 (vs. Miami, Oct. 29, 1972)
 19 (vs. Dallas, Dec. 6, 1981)
 Season 162 (1981)

Fewest First Downs Rushing by Opponent

Game 0 (vs. Chicago, Oct. 5, 1957)
 0 (vs. San Francisco, Oct. 13,
 1963)
 0 (at Buffalo, Oct. 10, 1971)
 Season 60 (1971)

Most First Downs Passing

Game 22 (vs. N.Y. Jets, Dec. 15, 1974)
 Season 174 (1980)

Fewest First Downs Passing

Game 1 (at Cleveland, Sept. 16, 1973)
 Season 79 (1973)

Most First Downs Passing by Opponent

Game 24 (at Minnesota, Sept. 28, 1969)
 Season 214 (1981)

Fewest First Downs Passing by Opponent

Game 2 (at Atlanta, Nov. 12, 1967)
 2 (vs. St. Louis, Sept. 17, 1972)
 Season 95 (1971)

Most First Downs by Penalty

Season 32 (1979)

Most First Downs by Penalty by Opponent

Season 38 (1980)

RECORDS



NET YARDS

Most Net Yards Gained

Game 595 (at Atlanta, Nov. 12, 1967)
Season 5236 (1976)

Fewest Net Yards Gained

Game 69 (vs. Detroit, Nov. 6, 1954)
Season 2483 (1982)
2716 (1953)

Most Net Yards Gained by Opponent

Game 597 (at San Francisco, Dec. 13, 1953)
Season 6793 (1981)

Fewest Net Yards Gained by Opponent

Game 59 (at Buffalo, Oct. 10, 1971)
Season 2852 (1971)

RUSHING

Most Rushing Attempts

Game 60 (vs. San Francisco, Nov. 22, 1959)
Season 617 (1977)

Fewest Rushing Attempts

Game 14 (at Dallas, Dec. 13, 1969)
Season 293 (1982)
340 (1960)

Most Rushing Attempts by Opponent

Game 66 (vs. Dallas, Dec. 6, 1981)
Season 663 (1978)

Fewest Rushing Attempts by Opponent

Game 11 (at Buffalo, Oct. 10, 1971)
Season 335 (1959)

Most Yards Gained Rushing

Game 318 (vs. Green Bay, Oct. 28, 1956)
Season 2695 (1983)

Fewest Yards Gained Rushing

Game 19 (vs. Los Angeles, Sept. 26, 1954)
Season 1044 (1982)
1289 (1960)

Most Yards Gained Rushing by Opponent

Game 354 (vs. Dallas, Dec. 6, 1981)
Season 3010 (1978)

Fewest Yards Gained Rushing by Opponent

Game 4 (at Buffalo, Oct. 10, 1971)
Season 1113 (1971)

PASSING

Most Passes Attempted

Game 54 (vs. N.Y. Jets, Dec. 15, 1974)
Season 550 (1979)

Fewest Passes Attempted

Game 7 (at Los Angeles, Dec. 18, 1965)
Season 266 (1955)

Most Passes Attempted by Opponent

Game 48 (vs. St. Louis, Nov. 17, 1968)
Season 508 (1968)

Fewest Passes Attempted by Opponent

Game 8 (at Miami, Jan. 2, 1972) (AFC Championship)
Season 281 (1953)

Most Passes Attempted, Both Teams

Game 98 (at Minnesota, Sept. 28, 1969)
Season 970 (1981)

Fewest Passes Attempted, Both Teams

Game 28 (at Buffalo, Oct. 14, 1973)

Most Passes Completed

Game 36 (vs. N.Y. Jets, Dec. 15, 1974)
Season 313 (1979)

Fewest Passes Completed

Game 3 (at Los Angeles, Dec. 18, 1965)
3 (at Buffalo, Nov. 28, 1982)
Season 126 (1953)

Most Passes Completed by Opponent

Game 36 (at Minnesota, Sept. 28, 1969)

Season 300 (1981)

Fewest Passes Completed by Opponent

Game 3 (vs. Buffalo, Dec. 17, 1978)
Season 144 (1960)

Highest Completion Percentage

Season 59.6 (1975)

Lowest Completion Percentage

Season 39.5 (1953)

Most Yards Gained Passing

Game 451 (vs. Minnesota, Dec. 16, 1962)
Season 3363 (1967)

Fewest Yards Gained Passing

Game 1 (vs. Buffalo, Oct. 13, 1974)
Season 1257 (1953)

Most Yards Gained Passing by Opponent

Game 496 (vs. N.Y. Jets, Sept. 24, 1972)
Season 4128 (1981)

Fewest Yards Gained Passing by Opponent

Game 13 (vs. Tampa Bay, Oct. 3, 1976)
Season 1726 (1960)

Most Quarterback Sacks

Game 11 (at Los Angeles, Nov. 22, 1964)
Season 59 (1975)

Most Quarterback Sacks by Opponent

Game 12 (vs. St. Louis, Oct. 26, 1980)
Season 58 (1984)

INTERCEPTIONS

Most Passes Had Intercepted

Game 8 (vs. N.Y. Jets, Sept. 23, 1973)
Season 30 (1978)

Fewest Passes Had Intercepted

Season 8 (1975)

Most Interceptions, Both Teams

Game 9 (at Philadelphia, Nov. 15, 1953);
9 (at N.Y. Jets, Oct. 18, 1970)
9 (vs. N.Y. Jets, Sept. 23, 1973)

Most Passes Intercepted By

Game 7 (at Los Angeles, Dec. 4, 1954)
7 (vs. Chicago, Oct. 2, 1960)
Season 40 (1959)

Fewest Passes Intercepted By

Season 5 (1982)
8 (1975)

Most Interception Return Yardage

Game 144 (vs. Green Bay, Nov. 2, 1958)
(5 interceptions)
Season 577 (1959)

Fewest Interception Return Yardage

Season 87 (1974)

Most Interception Return Yardage by Opponent

Game 162 (at Denver, Nov. 27, 1977)
Season 529 (1978)

Fewest Interception Return Yardage by Opponent

Season 117 (1983)
129 (1982)

Most Touchdowns by Interception

Game 3 (at Pittsburgh, Sept. 29, 1968)
Season 5 (1959)

Most Touchdowns by Interception by Opponent

Game 2 (vs. N.Y. Jets, Sept. 23, 1973)
Season 4 (1973)

Most Touchdowns by Interception, Both Teams

Game 3 (at Pittsburgh, Sept. 29, 1968)
Season 7 (1959)

Best Interception Percentage

Season 11.4 (1959)



RECORDS

PUNTING

Most Punts

Game 13 (vs. Oakland, Dec. 24, 1977)
(AFC Playoffs)
Season 101 (1979)

Most Punts by Opponent

Game 11 (vs. N.Y. Jets, Sept. 19, 1971)
11 (at Kansas City, Sept. 2, 1979)

Fewest Punts

Game 0 (vs. Cleveland, Nov. 1, 1959)
0 (vs. Detroit, Nov. 19, 1967)
0 (at San Diego, Nov. 7, 1976)
Season 42 (1961)

Fewest Punts by Opponent

Game 0 (at San Francisco, Dec. 13,
1953)
0 (vs. Green Bay, Nov. 6, 1960)
Season 20 (1967)

Highest Punting Average

Season 45.6 (1966)

Highest Punting Average by Opponent

Season 41.6 (1983)

Most Fair Catches

Season 34 (1971)

PUNT RETURNS

Most Punt Returns

Season 61 (1965)

Most Punt Returns by Opponent

Season 87 (1965)

Most Punt Return Yardage

Season 502 (1962)

Most Punt Return Yardage by Opponent

Season 642 (1983)

Most Touchdowns by Punt Return

Game 1 (vs. Green Bay, Oct. 31, 1953)
1 (at Green Bay, Oct. 14, 1956)
1 (vs. Detroit, Nov. 19, 1967)
1 (vs. Miami, Nov. 1, 1970)
1 (at New England, Nov. 18, 1979)
Season 1 (5 year tie)

Most Touchdowns by Punt Returns by Opponent

Game 1 (10 game tie)
Season 2 (1956)

KICKOFF RETURNS

Most Kickoff Returns

Season 143 (1981)

Most Kickoff Returns by Opponent

Season 82 (1968)

Most Kickoff Return Yardage

Season 1,640 (1981)

Most Kickoff Return Yardage by Opponent

Season 1,668 (1976)

Most Touchdowns by Kickoff Returns

Game 1 (11 game tie)
Season 2 (1958, 1968)

Most Touchdowns by Kickoff Returns by Opponent

Game 1 (12 game tie)
Season 2 (1977)

PENALTIES

Most Penalties

Game 16 (at Denver Dec. 11, 1983)
Season 137 (1979)

Fewest Penalties

Game 0 (at Green Bay (at Milwaukee),
Sept. 10, 1966)
Season 51 (1960)

Most Penalties by Opponent

Game 17 (vs. Pittsburgh, Oct. 30, 1977)
Season 114 (1975)

Most Penalty Yards

Game 153 (at Buffalo, Sept. 18, 1983)
Season 1239 (1979)

Fewest Penalty Yards

Game 0 (at Green Bay (at Milwaukee),
Sept. 10, 1966)
Season 433 (1982)
483 (1973)

Most Penalty Yards by Opponent

Game 148 (vs. Chicago, Nov. 21, 1954)
Season 996 (1978)

FUMBLES

Most Fumbles

Game 7 (vs. Miami, Oct. 23, 1983)
Season 38 (1978)

Fewest Fumbles

Season 16 (1973)

Most Fumbles by Opponent

Game 8 (at New England, Oct. 7, 1973)
Season 39 (1953)
39 (1978)

Most Fumbles Lost

Game 5 (at Detroit, Oct. 20, 1957)
5 (at Green Bay, Sept. 29, 1963)

Fewest Fumbles Lost

Season 8 (1967)

Most Fumbles Recovered

Game 5 (vs. Los Angeles, Nov. 23, 1958)
Season 27 (1953)

Fewest Fumbles Recovered, Both Teams

Season 13 (1967)

TOP CAREER PERFORMANCES

RUSHING YARDAGE

	Yardage	Player	Attempts	Avg.	Long	TD	Seasons
1.	5487	Lydell Mitchell	1391	3.9	64t	27	1972-77
2.	5174	Lenny Moore	1069	4.8	79t	63	1956-67
3.	4646	Tom Matte	1200	3.9	80t	45	1961-72
4.	4045	Alan Ameche	964	4.2	79t	40	1955-60
5.	3456	Curtis Dickey	791	4.4	67t	26	1980-84
6.	2668	Jerry Hill	706	3.8	50	22	1961, 63-70
7.	2627	Don McCauley	770	3.4	36	40	1971-81
8.	2409	Randy McMillan	611	4.0	42	14	1981-84
9.	2342	Joe Washington	626	3.7	29	5	1978-80
10.	1777	John Unitas	450	4.0	34	13	1956-72

RECORDS



PASS RECEPTIONS

No.	Player	Yardage	Avg.	Long	TD	Seasons
1.	631 Raymond Berry	9275	14.7	70t	68	1955-67
2.	363 Lenny Moore	6039	16.6	82t	48	1956-67
3.	333 Don McCauley	3026	9.1	44	17	1971-81
4.	320 John Mackey	5126	16.0	89t	38	1963-71
5.	303 Jimmy Orr	5859	19.3	84	50	1961-70
6.	298 Lydell Mitchell	2523	8.4	40t	14	1972-77
7.	254 Roger Carr	4690	18.5	90t	29	1974-81
8.	249 Tom Matte	2869	11.5	88t	12	1961-72
9.	219 Jim Mutscheller	3635	16.6	66t	40	1954-61
10.	219 Glenn Doughty	3547	16.2	66t	24	1972-79

PASSING YARDAGE

Yardage	Player	Completions/ Attempts	Pct.	Int.	TD	Seasons
1.	39768 John Unitas	2796-5110	54.7	246	387	1956-72
2.	17663 Bert Jones	1382-2464	56.1	97	122	1973-81
3.	5666 Earl Morrall	363-676	53.7	40	47	1968-71
4.	5060 Mike Pagel	388-761	51.0	32	25	1982-84
5.	3471 Marty Domres	293-576	50.9	31	21	1972-75
6.	3402 Greg Landry	308-533	57.8	19	17	1979-81
7.	2820 George Shaw	210-410	51.2	31	21	1955-58
8.	1999 Bill Troup	162-316	51.3	23	10	1976-78
9.	1783 Gary Kerkorian	134-248	54.0	17	11	1954-56, 58
10.	1391 Gary Cuozzo	105-208	50.5	9	13	1963-66

RECEIVING YARDAGE

Yardage	Player	Receptions	Avg.	Long	TD	Seasons
1.	9275 Raymond Berry	631	14.7	70t	68	1955-67
2.	6039 Lenny Moore	363	16.6	82t	48	1956-67
3.	5859 Jimmy Orr	303	19.3	84	50	1961-70
4.	5126 John Mackey	320	16.0	89t	38	1963-71
5.	4690 Roger Carr	254	18.5	90t	29	1974-81
6.	3635 Jim Mutscheller	219	16.6	66t	40	1954-61
7.	3547 Glenn Doughty	219	16.2	66t	24	1972-79
8.	3026 Don McCauley	333	9.1	44	17	1971-81
9.	2883 Willie Richardson	188	15.3	79t	24	1963-69, 71
10.	2869 Tom Matte	249	11.5	88t	12	1961-72

SCORING

Points	Player	TDR	TDP	TDrt	FG	PAT	Seasons
1.	678 Lenny Moore	63	48	2	0	0	1956-67
2.	586* Lou Michaels	0	0	0	107	263	1964-69
3.	408 Raymond Berry	0	68	0	0	0	1955-67
4.	394 Toni Linhart	0	0	0	70	184	1974-79
5.	348 Don McCauley	40	17	1	0	0	1971-81
6.	342 Tom Matte	45	12	0	0	0	1961-72
7.	312 Steve Myhra	0	0	0	44	180	1957-61
8.	300 Jimmy Orr	0	50	0	0	0	1961-70
9.	264 Alan Ameche	40	4	0	0	0	1955-60
10.	263 Jim O'Brien	0	2	0	52	95	1970-72

*Includes one safety

INTERCEPTIONS

No.	Player	Yards	Avg.	Long	TD	Seasons
1.	57 Bob Boyd	994	17.4	74	4	1960-68
2.	37 Don Shinnick	255	6.9	23	0	1957-68
3.	34 Jerry Logan	397	11.7	38t	5	1963-72
4.	32 Andy Nelson	365	11.4	69	3	1957-63
5.	31 Rick Volk	518	16.7	94t	1	1967-75
6.	27 Milt Davis	410	15.2	75t	3	1957-60
7.	25 Stan White	348	13.9	40	2	1972-79
8.	24 Bert Rechichar	296	12.3	42	1	1953-59
9.	21 Bill Pellington	248	11.8	30t	1	1953-64
10.	21 Mike Curtis	227	10.8	38t	2	1965-75



RECORDS

TOP SEASONAL PERFORMANCES

RUSHING YARDAGE

	Yardage	Player	Attempts	Season
1.	1200	Lydell Mitchell	289	1976
2.	1193	Lydell Mitchell	289	1975
3.	1159	Lydell Mitchell	301	1977
4.	1122	Curtis Dickey	254	1983
5.	963	Lydell Mitchell	253	1973
6.	961	Alan Ameche	213	1955
7.	956	Joe Washington	240	1978
8.	909	Tom Matte	235	1969
9.	884	Joe Washington	242	1979
10.	858	Alan Ameche	178	1956

PASS RECEPTIONS

	Receptions	Player	Yardage	Season
1.	82	Joe Washington	750	1979
2.	75	Raymond Berry	873	1961
3.	74	Raymond Berry	1298	1960
4.	72	Lydell Mitchell	544	1974
5.	71	Lydell Mitchell	620	1977
6.	66	Raymond Berry	959	1959
7.	63	Willie Richardson	860	1967
8.	61	Roger Carr	924	1980
9.	60	Lydell Mitchell	555	1976
10.	60	Lydell Mitchell	544	1975

RECEIVING YARDAGE

	Yardage	Player	Receptions	Season
1.	1298	Raymond Berry	74	1960
2.	1112	Roger Carr	43	1976
3.	974	Jimmy Orr	55	1962
4.	959	Raymond Berry	66	1959
5.	938	Lenny Moore	50	1958
6.	936	Lenny Moore	45	1960
7.	924	Roger Carr	61	1980
8.	873	Raymond Berry	75	1961
9.	867	Jimmy Orr	40	1964
10.	860	Willie Richardson	63	1967

PASSING YARDAGE

	Yardage	Player	Completions/				Season
			Attempts	Pct.	Int.	TD	
1.	3481	John Unitas	237-410	57.8	12	20	1963
2.	3428	John Unitas	255-436	58.5	16	20	1967
3.	3134	Bert Jones	248-446	55.6	21	23	1980
4.	3104	Bert Jones	207-343	60.4	9	24	1976
5.	3099	John Unitas	190-378	50.3	24	25	1960
6.	3094	Bert Jones	244-426	57.3	20	21	1981
7.	2990	John Unitas	229-420	54.5	24	16	1961
8.	2967	John Unitas	222-389	57.1	23	23	1962
9.	2932	Greg Landry	270-457	59.1	15	15	1979
10.	2909	Earl Morrall	182-317	57.4	17	26	1968

RECORDS



SCORING

	Points	Player	TD	FG	PAT	Other	Season
1.	120	Lenny Moore	20	0	0	0	1964
2.	112	Raul Allegre	0	30	22	0	1983
3.	109	Toni Linhart	0	20	49	0	1976
4.	106	Lou Michaels	0	20	46	0	1967
5.	104	Jim Martin	0	24	32	0	1963
6.	104	Lou Michaels	0	17	53	0	1964
7.	102	Lou Michaels	0	18	48	0	1968
8.	101	Lou Michaels	0	17	48	Safety	1965
9.	98	Lou Michaels	0	21	35	0	1966
10.	96	Steve Myhra	0	21	33	0	1961

PUNTING AVERAGE

	Average	Player	No.	Yards	Long	Blk	Season
1.	45.6	David Lee	49	2233	64	1	1966
2.	45.3	David Lee	57	2580	66	0	1969
3.	45.3	Rohn Stark	91	4124	68	0	1983
4.	44.7	David Lee	63	2820	62	1	1970
5.	44.7	Rohn Stark	98	4383	72	0	1984
6.	44.4	Rohn Stark	46	2044	60	0	1982
7.	43.0	Tom Gilburg	42	1804	61	0	1961
8.	42.4	Joe Don Looney	32	1358	64	0	1964
9.	42.3	David Lee	49	2079	68	0	1967
10.	42.1	David Lee	57	2400	60	1	1972

INTERCEPTIONS

	No.	Player	Yards	Avg.	Long	TD	Season
1.	11	Tom Keane	118	10.7	35	0	1953
2.	10	Milt Davis	219	21.9	75	2	1957
3.	10	Lyle Blackwood	163	16.3	37	0	1977
4.	9	Bob Boyd	185	20.6	47	0	1964
5.	9	Bob Boyd	78	8.7	24	1	1965
6.	8	Andy Nelson	199	24.9	69	1	1958
7.	8	Ray Brown	149	18.6	30	0	1958
8.	8	Bob Boyd	160	20.0	49	1	1968
9.	8	Charlie Stukes	95	11.9	40	0	1971
10.	8	Stan White	135	16.9	32	1	1975

TOP SINGLE GAME PERFORMANCES

100-YARD RUSHING GAMES

	Yard- age	At- tempts	Player	Opponent	Date
1.	198	22	Norm Bulaich	New York Jets	Sept. 19, 1971
2.	194	21	Alan Ameche	Chicago Bears	Sept. 25, 1955
3.	185	13	Lenny Moore	Green Bay Packers	Oct. 28, 1956
4.	178	26	Lydell Mitchell	Kansas City Chiefs	Nov. 30, 1975
5.	162	20	Alan Ameche	Los Angeles Rams	Nov. 25, 1956
6.	156	40	Lydell Mitchell	New York Jets	Oct. 20, 1974
7.	153	21	Alan Ameche	Detroit Lions	Oct. 1, 1955
8.	151	33	Lydell Mitchell	Atlanta Falcons	Nov. 17, 1974
9.	146	16	Randy McMillan	New England Patriots	Sept. 6, 1981
10.	142	26	Alan Ameche	Chicago Bears	Nov. 16, 1958
11.	142	34	Lydell Mitchell	New England Patriots	Dec. 16, 1973
12.	142	17	Lydell Mitchell	Miami Dolphins	Oct. 9, 1977
13.	136	16	George Taliaferro	Los Angeles Rams	Nov. 22, 1953
14.	136	12	Lenny Moore	Detroit Lions	Oct. 19, 1958
15.	136	28	Lydell Mitchell	Houston Oilers	Nov. 1, 1976



RECORDS

16.	133	22	Lydell Mitchell	New Orleans Saints	Sept. 30, 1973
17.	130	15	Curtis Dickey	Dallas Cowboys	Dec. 6, 1981
18.	126	14	Tony Lorick	Chicago Bears	Nov. 8, 1964
19.	126	20	Joe Washington	Miami Dolphins	Oct. 29, 1978
20.	123	18	Curtis Dickey	New York Jets	Dec. 4, 1983
21.	122	15	Carl Taseff	Green Bay Packers	Nov. 13, 1954
22.	121	23	Curtis Dickey	St. Louis Cardinals	Sept. 16, 1984
23.	120	11	Lenny Moore	Cleveland Browns	Nov. 11, 1956
24.	120	25	Alan Ameche	San Francisco 49ers	Nov. 22, 1959
25.	120	13	Tom Matte	Los Angeles Rams	Dec. 15, 1963
26.	119	23	Lydell Mitchell	New York Giants	Dec. 7, 1975
27.	118	9	Lenny Moore	Los Angeles Rams	Oct. 16, 1960
28.	117	19	John Huzvar	Detroit Lions	Nov. 7, 1953
29.	117	22	Alan Ameche	Green Bay Packers	Oct. 29, 1955
30.	117	21	Tom Matte	Washington Redskins	Nov. 2, 1969
31.	116	11	Tom Matte	New York Jets**	Jan. 12, 1969
32.	116	25	Norm Bulaich	Cincinnati Bengals***	Dec. 26, 1971
33.	115	12	Curtis Dickey	Denver Broncos	Sept. 20, 1981
34.	115	27	Lydell Mitchell	Dallas Cowboys	Sept. 26, 1976
35.	114	8	Lenny Moore	San Francisco 49ers	Nov. 30, 1958
36.	114	32	Lydell Mitchell	Seattle Seahawks	Sept. 18, 1977
37.	114	16	Randy McMillan	Buffalo Bills	Sept. 30, 1984
38.	112	26	Don McCauley	New York Jets	Oct. 22, 1972
39.	112	27	Lydell Mitchell	Buffalo Bills	Nov. 9, 1975
40.	111	29	Lydell Mitchell	Washington Redskins	Nov. 7, 1977
41.	110	17	Tom Matte	Detroit Lions	Nov. 19, 1967
42.	110	23	Curtis Dickey	Houston Oilers	Dec. 18, 1983
43.	109	20	Don McCauley	New Orleans Saints	Sept. 30, 1973
44.	109	19	Randy McMillan	Philadelphia Eagles	Oct. 30, 1983
45.	108	18	Alan Ameche	Cleveland Browns	Nov. 11, 1956
46.	108	15	Norm Bulaich	New York Giants	Oct. 17, 1971
47.	107	19	Lydell Mitchell	Buffalo Bills	Oct. 12, 1975
48.	106	22	Joe Washington	Cincinnati Bengals	Nov. 4, 1979
49.	106	27	Lydell Mitchell	Cincinnati Bengals	Sept. 19, 1976
50.	104	35	Lydell Mitchell	Miami Dolphins	Dec. 9, 1973
51.	102	16	Curtis Dickey	New England Patriots	Nov. 23, 1980

*NFL Record **Super Bowl III ***AFC Playoff

Career 100-Yard Games—Mitchell, 16; Ameche, 7; Dickey, 6; Moore, 5; Matte, 4; McMillan, 3; Bulaich, 3; McCauley, 2; Washington, 2; Huzvar, 1; Lorick, 1; Taseff, 1; Talianferro, 1.

RECEIVING YARDAGE

Yard-age	Receptions	Player	Opponent	Date	
1.	224	12	Raymond Berry	Washington Redskins	Nov. 10, 1957
2.	210	5	Roger Carr	New York Jets	Oct. 2, 1976
3.	198	6	Roger Carr	Cincinnati Bengals	Sept. 19, 1976
4.	195	4	Raymond Berry	Dallas Cowboys	Oct. 30, 1960
5.	190	11	Ed Hinton	Kansas City Chiefs	Sept. 28, 1970
6.	187	6	Roger Carr	New England Patriots	Sept. 18, 1978
7.	186	11	Raymond Berry	Detroit Lions	Oct. 23, 1960
8.	184	11	Willie Richardson	Philadelphia Eagles	Sept. 24, 1967
9.	181	6	Lenny Moore	New York Giants	Nov. 9, 1958
10.	180	6	Lenny Moore	San Francisco 49ers	Dec. 8, 1957

Career 100-Yard Games—Berry, 23; Moore, 19; Orr, 18; Carr, 10; Mackey, 7; Doughty, 6; Mutscheller, 6; W. Richardson, 5; Chester, 3; Hinton, 3; Mitchell, 2; Washington, 2; Butler, 1; Henry 1; Porter, 1.



PASSING YARDAGE

	Yard- age	Comple- tions/ Attempts	Player	Opponent	Date
1.	401	22-32	John Unitas	Atlanta Falcons	Sept. 17, 1967
2.	397	23-41	John Unitas	Cleveland Browns	Nov. 1, 1959
3.	385	19-34	John Unitas	Minnesota Vikings	Dec. 16, 1962
4.	385	36-53	Bert Jones	New York Jets	Dec. 15, 1974
5.	376	17-24	John Unitas	Detroit Lions	Nov. 10, 1963
6.	376	33-44	John Unitas	New York Jets	Sept. 24, 1972
7.	370	17-20	John Unitas	Atlanta Falcons	Nov. 12, 1967
8.	367	25-36	John Unitas	Washington Redskins	Dec. 8, 1962
9.	357	20-27	Bert Jones	Miami Dolphins	Sept. 27, 1981
10.	357	22-40	John Unitas	Detroit Lions	Dec. 4, 1960

Career 300-Yard Games—Unitas, 27; Jones, 8; Morrall, 2; Landry, 1.

PASS RECEPTIONS

	Recep- tions	Yard- age	Player	Opponent	Date
1.	13	130	Joe Washington	Kansas City Chiefs	Sept. 2, 1979
2.	13	82	Lydell Mitchell	New York Jets	Dec. 15, 1974
3.	12	224	Raymond Berry	Washington Redskins	Nov. 10, 1957
4.	12	178	Raymond Berry	New York Giants*	Dec. 28, 1958
5.	12	64	Lydell Mitchell	New York Jets	Nov. 28, 1976
6.	11	156	Raymond Berry	Cleveland Browns	Nov. 1, 1959
7.	11	186	Raymond Berry	Detroit Lions	Oct. 23, 1960
8.	11	184	Willie Richardson	Philadelphia Eagles	Sept. 24, 1967
9.	11	190	Eddie Hinton	Kansas City Chiefs	Sept. 28, 1970
10.	11	90	Lydell Mitchell	Denver Broncos	Nov. 10, 1974
11.	11	112	Don McCauley	Denver Broncos	Nov. 27, 1977
12.	11	88	Curtis Dickey	Cincinnati Bengals	Oct. 11, 1981
13.	11	68	Randy McMillan	New York Jets	Nov. 8, 1981

*NFL Championship

Career Games 10 Receptions or More—Berry, 9; Mitchell, 3; McCauley, 3; Washington, 3; Hinton, 1; Richardson, 1; Dickey, 1; McMillan, 1.





RECORDS

YEAR-BY-YEAR LEADERS

SCORING

		TD	PAT	FG	TP
1953	Bert Rechichar	3	0- 0	5-12	33
1954	Gary Kerkorian	1	11-12	5-10	32
1955	Bert Rechichar	0	25-26	10-24	55
1956	Lenny Moore	9	0- 0	0- 0	54
1957	Lenny Moore	11	0- 0	0- 0	66
1958	Lenny Moore	14	0- 0	0- 0	84
1959	Raymond Berry	14	0- 0	0- 0	84
1960	Lenny Moore	13	0- 0	0- 0	78
1961	Steve Myhra	0	33-34	21-39	96
1962	Dick Bielski	2	25-28	11-25	70
1963	Jim Martin	0	32-35	24-39	104
1964	Lenny Moore	20	0- 0	0- 0	120
1965	Lou Michaels	0	48-48	17-28	101
1966	Lou Michaels	0	35-36	21-39	98
1967	Lou Michaels	0	46-48	20-37	106
1968	Lou Michaels	0	48-50	18-28	102
1969	Tom Matte	13	0- 0	0- 0	79
1970	Jim O'Brien	0	36-38	19-34	93
1971	Jim O'Brien	0	35-36	20-29	95
1972	Jim O'Brien	2	24-24	13-31	75
1973	George Hunt	0	22-24	16-28	70
1974	Toni Linhart	0	22-22	12-20	58
1975	Lydell Mitchell	15	0- 0	0- 0	90
1976	Toni Linhart	0	49-51	20-27	109
1977	Toni Linhart	0	32-35	17-26	83
1978	Toni Linhart	0	27-31	8-17	51
1979	Steve Mike-Mayer	0	28-29	11-20	61
1980	Steve Mike-Mayer	0	43-46	12-23	79
1981	Curtis Dickey	10	0- 0	0- 0	60
1982	Mike Wood	0	6- 6	6-10	24
1983	Raul Allegre	0	22-24	30-35	112
1984	Raul Allegre	0	14-14	11-18	47

RUSHING

	Yards	Attempts	Avg.	Long	TD	
1953	John Huzvar	515	119	4.3	36	4
1954	Buddy Young	311	70	4.4	57	2
1955	Alan Ameche	961	213	4.5	79	9
1956	Alan Ameche	858	178	4.8	43	8
1957	Alan Ameche	493	144	3.4	49	5
1958	Alan Ameche	791	171	4.6	22	8
1959	Alan Ameche	679	178	3.8	26	7
1960	Lenny Moore	374	91	4.1	57	4
1961	Joe Perry	675	168	4.0	27	3
1962	Lenny Moore	470	106	4.4	25	2
1963	Tom Matte	541	133	4.1	31	4
1964	Lenny Moore	584	157	3.7	32	16
1965	Jerry Hill	516	147	3.5	20	5
1966	Tony Lorick	524	143	3.7	41	3
1967	Tom Matte	636	147	4.3	30	9
1968	Tom Matte	662	183	3.6	23	9
1969	Tom Matte	909	235	3.9	26	11
1970	Norm Bulaich	426	139	3.0	15	3
1971	Norm Bulaich	741	152	4.9	67	8
1972	Don McCauley	675	178	3.8	36	2
1973	Lydell Mitchell	963	253	3.8	36	2
1974	Lydell Mitchell	757	214	3.5	31	5
1975	Lydell Mitchell	1193	289	4.1	70	11
1976	Lydell Mitchell	1200	289	4.2	43	5
1977	Lydell Mitchell	1159	301	3.9	64	3
1978	Joe Washington	956	240	4.0	29	0
1979	Joe Washington	884	242	3.6	26	4
1980	Curtis Dickey	800	176	4.5	51t	11
1981	Curtis Dickey	779	164	4.8	67t	7
1982	Randy McMillan	305	101	3.0	13	1
1983	Curtis Dickey	1122	254	4.4	56	4
1984	Randy McMillan	705	163	4.3	31	5

RECORDS



PASSING

		Attempts	Comple- tions	Pct.	Yards	TD	Int.
1953	Fred Enke	169	71	42.0	1054	8	15
1954	Gary Kerkorian	217	117	53.9	1515	9	12
1955	George Shaw	237	119	50.2	1586	10	19
1956	John Unitas	198	110	55.6	1498	9	10
1957	John Unitas	301	172	57.1	2550	24	17
1958	John Unitas	263	136	51.7	2007	19	7
1959	John Unitas	367	193	52.6	2899	32	14
1960	John Unitas	378	190	50.3	3099	25	24
1961	John Unitas	420	229	54.5	2990	16	24
1962	John Unitas	389	222	57.1	2967	23	23
1963	John Unitas	410	237	57.8	3481	20	12
1964	John Unitas	305	158	51.8	2824	19	6
1965	John Unitas	282	164	58.2	2530	23	12
1966	John Unitas	348	195	56.0	2748	22	24
1967	John Unitas	436	255	58.5	3428	20	16
1968	Earl Morrall	317	182	57.4	2909	26	17
1969	John Unitas	327	178	54.4	2342	12	20
1970	John Unitas	321	166	51.7	2213	14	18
1971	John Unitas	176	92	52.3	942	3	9
1972	Marty Domres	222	115	51.8	1392	11	6
1973	Marty Domres	191	93	48.7	1153	9	13
1974	Bert Jones	270	143	53.0	1610	8	12
1975	Bert Jones	344	203	59.0	2483	18	8
1976	Bert Jones	343	207	60.4	3104	24	9
1977	Bert Jones	393	224	57.0	2686	17	11
1978	Bill Troup	296	154	52.0	1882	10	21
1979	Greg Landry	457	270	59.1	2932	15	15
1980	Bert Jones	446	248	55.6	3134	23	21
1981	Bert Jones	426	244	57.3	3094	21	20
1982	Mike Pagel	221	111	50.2	1281	5	7
1983	Mike Pagel	328	163	49.7	2353	12	17
1984	Mike Pagel	212	114	53.8	1426	8	8

PASS RECEPTIONS

		No.	Yards	Avg.	Long	TD
1953	Dan Edwards	35	312	8.9	32	3
1954	Dan Edwards	40	531	13.3	42	1
1955	Jim Mutscheller	33	518	15.7	48	7
1956	Jim Mutscheller	44	715	16.3	53	6
1957	Raymond Berry	47	800	17.0	67	6
1958	Raymond Berry	56	794	14.2	54	9
1959	Raymond Berry	66	959	14.5	55	14
1960	Raymond Berry	74	1298	17.5	70	10
1961	Raymond Berry	75	837	11.6	44	0
1962	Jimmy Orr	55	974	17.7	80	11
1963	Tom Matte	48	466	9.7	49	1
1964	Raymond Berry	43	663	15.4	46	6
1965	Raymond Berry	58	739	12.7	40	7
1966	Raymond Berry	56	786	14.0	40	7
1967	Willie Richardson	63	860	13.7	31	8
1968	John Mackey	45	644	14.3	45	5
1969	Willie Richardson	43	646	15.0	39	3
1970	Eddie Hinton	47	733	15.3	40	5
1971	Tom Mitchell	33	402	12.2	35	0
1972	Tom Mitchell	40	494	12.3	34	4
1973	Glenn Doughty	26	584	22.5	66	4
1974	Lydell Mitchell	72	544	7.6	24	2
1975	Lydell Mitchell	60	544	9.1	35	4
1976	Lydell Mitchell	60	555	9.3	40	3
1977	Lydell Mitchell	71	620	8.7	38	4
1978	Joe Washington	45	377	8.4	33	1
1979	Joe Washington	82	750	9.1	43t	3
1980	Roger Carr	61	924	15.1	43	5
1981	Randy McMillan	50	466	9.3	31	1
1982	Matt Bouza	22	287	13.0	34	2
1983	Bernard Henry	30	416	13.9	40t	4
1984	Ray Butler	43	664	15.4	74t	6



RECORDS

KICKOFF RETURNS

		No.	Yards	Avg.	Long	TD
1953	Larry Coutre	12	318	26.5	78	0
1954	Buddy Young	13	308	23.7	30	0
1955	Bob White	14	400	28.6	54	0
1956	Billy Vessels	16	379	23.7	42	0
1957	Jack Call	14	329	23.5	45	0
1958	Lenny Lyles	11	398	36.2	103t	2
1959	Johnny Sample	17	457	26.9	80	0
1960	Johnny Sample	18	519	28.8	94	1
1961	Lenny Lyles	28	672	24.0	64	0
1962	Bake Turner	20	504	25.2	37	0
1963	Tom Matte	16	331	20.7	34	0
1964	Tony Lorick	13	385	29.6	71	0
1965	Alvin Haymond	20	614	30.7	53	0
1966	Lenny Moore	18	453	25.2	54	0
1967	Lenny Moore	16	392	24.4	37	0
1968	Preston Pearson	15	527	30.4	102t	2
1969	Jim Duncan	19	560	29.5	92	1
1970	Jim Duncan	20	707	35.4	99	1
1971	Charlie Pittman	14	330	23.6	37	0
1972	Bruce Laird	29	843	29.1	73	0
1973	Cotton Speyrer	17	496	29.1	101t	1
1974	Bruce Laird	19	499	26.3	55	0
1975	Bruce Laird	31	799	25.8	65	0
1976	Howard Stevens	30	710	23.7	83	0
1977	Bruce Laird	24	541	22.5	35	0
1978	Marshall Johnson	41	927	22.6	57	0
1979	Nesby Glasgow	50	1126	22.5	58	0
1980	Nesby Glasgow	33	743	22.5	44	0
1981	Zachary Dixon	36	737	20.5	46	0
1982	Larry Anderson	27	517	19.1	33	0
1983	Kendall Williams	20	490	24.5	90	0
1984	Phil Smith	32	651	20.3	96t	1

PUNT RETURNS

		No.	Yards	Avg.	Long	TD	FC
1953	George Talianferro	10	31	3.1	7	0	
1954	Buddy Young	14	60	4.3	16	0	
1955	Bert Rechichar	30	121	4.0	24	0	
1956	Carl Taseff	27	233	8.6	90	1	
1957	Bert Rechichar	22	71	3.2	22	0	
1958	Carl Taseff	29	196	6.8	33	0	
1959	Carl Taseff	15	104	6.9	25	0	
1960	Johnny Sample	14	101	7.2	26	0	
1961	Bob Boyd	18	173	9.6	46	0	
1962	Bake Turner	9	94	10.4	43	0	
1963	Jerry Logan	28	279	10.0	38	0	0
1964	Wendell Harris	17	214	12.6	39	0	5
1965	Alvin Haymond	41	403	9.8	55	0	9
1966	Alvin Haymond	40	347	8.7	64	0	8
1967	Alvin Haymond	26	155	6.0	31	0	4
1968	Rick Volk	25	198	7.9	24	0	7
1969	Rick Volk	10	58	5.8	14	0	6
1970	Ron Gardin	28	330	11.8	80	1	20
1971	Rick Volk	22	118	5.4	18	0	20
1972	Bruce Laird	34	303	8.9	42	0	11
1973	Bruce Laird	15	72	4.8	13	0	6
1974	Tim Berra	16	114	7.1	14	0	2
1975	Howard Stevens	36	396	11.0	53	0	8
1976	Howard Stevens	39	315	7.9	44	0	9
1977	Howard Stevens	34	301	8.9	24	0	6
1978	Marshall Johnson	25	143	5.7	17	0	10
1979	Nesby Glasgow	44	352	8.0	75t	1	11
1980	Nesby Glasgow	23	187	8.1	20	0	15
1981	David Shula	10	50	5.0	11	0	7
1982	Larry Anderson	8	54	6.8	28	0	4
1983	Larry Anderson	20	138	6.9	20	0	4
1984	Larry Anderson	27	182	6.7	19	0	7

RECORDS



INTERCEPTIONS

		No.	Yards	Avg.	Long	TD
1953	Tom Keane	11	118	10.7	35	0
1954	Don Shula	5	84	16.8	25	0
	Tom Keane	5	22	4.4	7	0
1955	Bert Rechichar	6	109	18.2	40	0
1956	Bert Rechichar	4	63	15.8	42	0
1957	Milt Davis	10	219	21.9	75	2
1958	Andy Nelson	8	199	24.9	69	1
	Ray Brown	8	149	18.6	30	0
1959	Milt Davis	7	119	17.0	57	1
	Don Shinnick	7	70	10.0	23	0
1960	Bob Boyd	7	132	18.9	74	0
1961	Gary Glick	4	18	4.5	10	0
1962	Bob Boyd	7	163	23.3	38	0
1963	Jim Welch	4	49	12.3	15	0
1964	Bob Boyd	9	185	20.6	47	0
1965	Bob Boyd	9	78	8.7	24	1
1966	Bob Boyd	6	114	19.0	37	1
1967	Bob Boyd	6	145	24.2	41	1
	Rick Volk	6	145	24.2	94	1
1968	Bob Boyd	8	160	20.0	49	1
1969	Rick Volk	4	36	9.0	23	0
1970	Jerry Logan	6	92	15.3	33	2
1971	Charlie Stukes	8	95	11.9	40	0
1972	Charlie Stukes	5	23	4.6	11	0
1973	Stan White	4	40	10.0	22	1
1974	Mike Curtis	3	24	8.0	11	0
1975	Stan White	8*	135	16.9	32	1
1976	Jackie Wallace	5	105	21.0	41	0
1977	Lyle Blackwood	10	163	16.3	37	0
1978	Norm Thompson	6	52	8.7	31	0
1979	Sanders Shiver	4	85	21.2	52	0
	Lyle Blackwood	4	63	15.8	27	0
	Larry Braziel	4	49	12.2	31	1
1980	Bruce Laird	5	71	14.2	18	0
1981	Bruce Laird	8	59	19.7	24	0
	Larry Braziel	8	35	11.7	27	0
1982	Kim Anderson	2	25	12.5	25	0
1983	Derrick Hatchett	4	36	9.0	25	0
1984	Eugene Daniel	6	25	4.2	18	0

*NFL Record (Linebackers)

PUNTING

		No.	Yards	Avg.	Long	Blk
1953	George Taliaferro	65	2437	37.5	61	0
1954	Cotton Davidson	72	2678	37.2	55	1
1955	Monte Brethauer	55	2161	39.3	56	0
1956	Bert Rechichar	33	1277	38.7	56	0
1957	Cotton Davidson	47	1663	35.4	56	0
1958	Ray Brown	41	1635	39.9	60	0
1959	Dave Sherer	51	2132	41.8	60	0
1960	Ray Brown	52	2001	38.5	55	0
1961	Tom Gilburg	42	1804	43.0	61	0
1962	Tom Gilburg	57	2384	41.8	62	0
1963	Tom Gilburg	52	2173	41.8	64	0
1964	Joe Don Looney	32	1358	42.4	64	0
1965	Tom Gilburg	54	2139	39.6	66	0
1966	David Lee	49	2233	45.6	64	1
1967	David Lee	49	2079	42.4	68	0
1968	David Lee	49	1833	39.4	59	1
1969	David Lee	57	2580	45.3	66	0
1970	David Lee	63	2820	44.7	62	1
1971	David Lee	62	2542	41.0	76	0
1972	David Lee	57	2400	42.1	60	1
1973	David Lee	62	2398	38.7	60	2
1974	David Lee	71	2634	37.1	58	1
1975	David Lee	86	3402	39.6	62	1
1976	David Lee	59	2342	39.7	56	0
1977	David Lee	82	3142	38.3	59	2
1978	David Lee	92	3513	38.2	67	2
1979	Bucky Dilts	99	3657	36.9	53	2



RECORDS

1980	Mike Bragg	82	3203	39.1	59	2
1981	Mike Garrett	78	3071	39.4	57	0
1982	Rohn Stark	46	2044	44.4	60	0
1983	Rohn Stark	93	4124	45.3*	68	0
1984	Rohn Stark	98	4383	44.7	68	0

*Led NFL

<p align="center">TOP INDIVIDUAL GAME PERFORMANCES AGAINST THE COLTS</p>

MOST YARDS RUSHING

205, Dan Towler vs. Los Angeles, Nov. 22, 1953.

LONGEST RUN FROM SCRIMMAGE

81, Rick Casares at Chicago Bears, Oct. 16, 1955.

MOST PASS ATTEMPTS

62, Joe Namath at N.Y. Jets, Oct. 18, 1970.

MOST PASS COMPLETIONS

34, Joe Namath at N.Y. Jets, Oct. 18, 1970.

HIGHEST PASS COMPLETION PERCENTAGE

86.2, Ken Stabler vs. Oakland, Oct. 28, 1973.

MOST PASSING YARDAGE (GROSS)

496, Joe Namath vs. N.Y. Jets, Sept. 24, 1972.

LONGEST PASS PLAY

99t, Karl Sweetan to Pat Studstill vs. Detroit, Oct. 16, 1966.

MOST TOUCHDOWN PASSES

7, Joe Kapp at Minnesota, Sept. 28, 1969.

MOST PASS RECEPTIONS

12, Ed Bell at N.Y. Jets, Oct. 18, 1970.

MOST PASS RECEIVING YARDAGE

231, Dave Parks vs. San Francisco, Oct. 3, 1965.

MOST TOUCHDOWNS SCORED

5, Jim Brown vs. Cleveland, Nov. 1, 1959.

5, Paul Hornung vs. Green Bay, Dec. 12, 1965.

MOST TOUCHDOWN PASS RECEPTIONS

3 (12 times) most recently

Art Monk vs. Washington, 10/7/84

Derrick Ramsey vs. New England, 11/18/84

Mark Clayton vs. Miami, 12/2/84

MOST POINTS SCORED

33, Paul Hornung at Green Bay, Oct. 8, 1961 (4 TD, 6 PAT, 1FG).

MOST FIELD GOALS

5, Curt Knight at Washington, Nov. 18, 1973.

LONGEST FIELD GOAL

52, Chester Marcol vs. Green Bay, Sept. 22, 1974.

52, John Leypoldt at Buffalo, Oct. 14, 1973.

52, Jim Martin at Detroit, Oct. 23, 1960.

MOST PASS INTERCEPTIONS

3, Rich Sowell vs. N.Y. Jets, Sept. 23, 1973.

3, Jim Kerr at Washington, Nov. 26, 1961.

3, Jim Butler vs. Pittsburgh, Nov. 3, 1957.

3, Jack Christiansen at Detroit, Nov. 7, 1953.

LONGEST INTERCEPTION RETURN

87, Dave Robinson vs. Green Bay, Dec. 12, 1965.

LONGEST KICKOFF RETURN

103, Tom Wilson vs. Los Angeles, Nov. 25, 1956.

103, Herb Adderley at Green Bay, Nov. 18, 1962.

LONGEST PUNT RETURN

80, Stanley Morgan at New England, Nov. 18, 1979.



THE LONGEST IN COLTS HISTORY

RUNNING PLAYS

1. 80t, Tom Matte vs. St. Louis, Oct. 12, 1964.
2. 79t, Alan Ameche vs. Chicago Bears, Sept. 25, 1955.
3. 79t, Lenny Moore vs. Green Bay, Oct. 28, 1956.
4. 73t, Lenny Moore vs. San Francisco, Nov. 30, 1958.
5. 72t, Lenny Moore vs. Green Bay, Oct. 28, 1956.
6. 70t, Lenny Moore at Cleveland, Nov. 11, 1956.
7. 70t, Lydell Mitchell vs. Kansas City, Nov. 30, 1975.
8. 69t, Ron Lee vs. Houston, Nov. 1, 1976.
9. 67t, Norm Bulaich vs. N.Y. Jets, Sept. 19, 1971.
10. 67t, Curtis Dickey vs. Dallas, Dec. 6, 1981.

PASSING PLAYS

1. 90t, Roger Carr from Bert Jones vs. N.Y. Jets, Nov. 16, 1975.
2. 89t, John Mackey from John Unitas at Los Angeles, Oct. 30, 1966.
3. 89t, Roger Carr from Bert Jones at Buffalo, Nov. 9, 1975.
4. 88t, Tom Matte from John Unitas vs. Atlanta, Sept. 17, 1967.
5. 84, Jimmy Orr from Earl Morrall at Atlanta, Sept. 22, 1968.
6. 82t, Buddy Young from George Shaw vs. Green Bay at Milw., Oct. 8, 1955.
7. 82t, Lenny Moore from John Unitas at San Francisco, Dec. 8, 1957.
8. 80t, Lenny Moore from John Unitas vs. Detroit, Dec. 4, 1960.
9. 80t, Jimmy Orr from John Unitas at Chicago, Oct. 21, 1962.
10. 80t, Lenny Moore from John Unitas vs. Minnesota, Dec. 16, 1962.

COLT LASTS

- 100 Yard Rushing Game:** Randy McMillan vs Buffalo, 114 yards, 9/30/84.
- 100 Yard Receiving Game:** Tracy Porter vs St. Louis, 120 yards, 9/16/84.
- 300 Yard Passing Game:** Bert Jones vs Cincinnati (310 yds 30/22) Oct. 11, 1981.
- 4 TDs Passing:** Bert Jones vs Miami (Doughty 3,5; Chester 19; McCauley 34) Oct. 9, 1977.
- 4 TDs Rushing & Receiving:** Lydell Mitchell vs Buffalo (6R,11R, 25P,23P) Oct. 12, 1975.
- 3 TDs Rushing:** Don McCauley @ Miami (1R,1R,1R) Nov. 23, 1975.
- 3 TDs Receiving:** Roger Carr vs Cincinnati (68,22,65) Sept. 19, 1976.
- 5 FG Game:** Raul Allegre at Philadelphia (38,39,37,42,30) Oct. 30, 1983.
- 3 Interception Game:** Lyle Blackwood vs NY Jets (37,5,22) Nov. 20, 1977.
- Interception Return for TD:** Mark Kafentzis vs Buffalo, 59 yards, 9/30/84.
- Kickoff Return for TD:** Phil Smith vs St. Louis, 96 yards, 9/16/84.
- Punt Return for TD:** Nesby Glasgow @ New England (75 yds) Nov. 17, 1979.
- Fumble Return for TD:** Johnnie Cooks vs Denver (52 yds) Sept. 11, 1983.
- Blocked Punt for TD:** Larry Braziel @ Cleveland (17 yds) Sept. 16, 1979.



RESULTS

COLTS PRESEASON RESULTS

PRESEASON SERIES RECORDS

Won 92, Lost 72, Tied 4

	Won	Lost	Tied	First Meeting
Atlanta Falcons	1	6	0	1973
Buffalo Bills	1	0	0	1969
Chicago Bears	3	3	1	1957
Cleveland Browns	4	2	0	1953
College All-Stars	3	0	0	1959
Dallas Cowboys	5	3	0	1960
Denver Broncos	4	2	0	1970
Detroit Lions	8	5	1	1964
Green Bay Packers	1	1	0	1980
Houston Oilers	4	1	0	1969
Kansas City Chiefs	2	1	0	1970
Los Angeles Raiders	3	2	0	1968
Miami Dolphins	2	2	0	1968
Minnesota Vikings	3	2	0	1961
New England Patriots	1	0	0	1967
New Orleans Saints	0	3	0	1975
New York Giants	7	5	0	1953
Philadelphia Eagles	9	7	0	1953
Pittsburgh Steelers	9	9	0	1953
St. Louis Cardinals	6	5	1	1953
San Diego Chargers	1	0	0	1969
Seattle Seahawks	0	1	0	1981
Tampa Bay Buccaneers	0	2	0	1977
Washington Redskins	15	10	1	1953

1953: Won 3, Lost 3

8/15 Phil. at Norfolk	7-10
8/22 Chi. Card. at Lubbock	10-7
8/26 Pitt. at Rochester	13-6
9/7 Cleve. at Akron	21-23
9/12 NYG at St. Louis	7-10
9/20 Wash. at Balt.	9-3

1954: Won 4, Lost 1

8/14 Phil. at Hershey	10-0
8/22 Pitt. at Pitt.	27-21
9/10 Pitt. at Tulsa	16-21
8/15 Chi. Card. at Chi.	20-2
8/15 Wash. at Balt.	49-14

1955: Won 2, Lost 2, Tied 1

8/13 Phil. at Hershey	6-21
Fort Bel. at Westminster	61-0
8/30 Wash. at Balt.	28-28
9/6 NYG at Minn.	14-17
9/18 Pitt. at Buffalo	44-17

1956: Won 3, Lost 2

8/11 Phil. at Hershey	24-13
8/20 NYG at Boston	10-28
8/25 Pitt. at Cincinnati	37-16
9/9 Phil. at Louisville	14-19
9/16 Wash. at Balt.	21-13

1957: Won 2, Lost 2, Tied 1

8/17 Phil. at Hershey	17-10
8/24 Chi. Bears at Cincinnati	24-24
9/8 Wash. at Balt.	14-24
9/15 Chi. Card. at Louisville	27-9
9/21 Chi. Card. at St. Louis	21-27

1958: Won 2, Lost 3, Tied 1

8/16 Phil. at Hershey	28-30
8/23 Chi. Card. at Austin	31-31
8/29 Wash. at Balt.	7-27
9/6 Pitt. at Buffalo	10-13
9/14 NYG at Balt.	7-10
9/21 NYG at Louisville	42-21

1959: Won 4, Lost 2

8/14 Coll. All-Stars at Chi.	29-0
8/21 NYG at Dallas	28-3
8/28 Wash. at Balt.	23-10

9/4 Pitt. at Miami	30-21
9/13 Phil. at Phil.	13-35
9/20 Chi. Card. at Louisville	17-31

1960: Won 3, Lost 3

8/12 Coll. All-Stars at Chi.	32-7
8/19 Dall. at Dall.	14-10
8/26 St. L. at Charleston	7-10
9/2 Pitt. at Miami	28-34
9/11 Wash. at Balt.	30-7
9/17 Phil. at Hershey	21-35

1961: Won 3, Lost 2

8/12 Pitt. at Roanoke	20-24
8/18 Minn. at Balt.	13-3
8/26 Wash. at Norfolk	41-10
9/1 Dall. at Norman	24-35
9/10 NYG at New Haven	49-20

1962: Won 3, Lost 2

8/11 Phil. at Hershey	56-28
8/16 Wash. at Wash.	34-14
8/25 Dall. at Roanoke	24-10
9/2 Minn. at Minn.	13-24
9/9 Pitt. at Pitt.	9-20

1963: Won 4, Lost 1

8/10 Phil. at Hershey	26-21
8/17 Cleve. at Cleve.	21-7
8/24 Pitt. at Atlanta	17-14
8/31 Wash. at Norfolk	27-21
9/7 Chi. at New Orleans	7-14

1964: Won 3, Lost 1, Tied 1

8/8 Phil. at Hershey	28-17
8/14 Det. at Det.	28-28
8/21 St. L. at St. L.	21-30
8/27 Wash. at Wash.	41-14
9/6 Pitt. at Canton	48-17

1965: Won 5, Lost 0

9/10 Chi. Card. at Chi.	7-10
8/14 St. L. at New Orleans	22-10
8/20 Det. at Det.	23-3
8/28 Pitt. at Atlanta	38-10
9/4 Wash. at Norfolk	33-23
9/11 Phil. at Hershey	33-14

RESULTS



1966: Won 5, Lost 0

8/3	Wash. at Wash.	35-0
8/13	Phil. at New Orleans	31-17
8/19	St. L. at St. L.	33-7
8/26	Cleve. at Cleve.	24-17
9/1	Det. at Det.	20-0
9/10	Chi. Card. at Chi.	7-10

1967: Won 4, Lost 1

8/13	Bos. at Bos.	33-3
8/21	St. L. at St. L.	5-9
8/26	Det. at Det.	14-5
8/31	Wash. at Wash.	23-17
9/9	Dall. at Dall.	33-7

1968: Won 5, Lost 1

8/3	Oak. at Oak.	14-12
8/10	Chi. at Birmingham	10-0
8/16	Wash. at Wash.	15-13
8/23	Det. at Det.	7-14
8/31	Mia. at Mia.	22-13
9/7	Dall. at Dall.	16-10

1969: Won 6, Lost 0

8/2	S.D. at S.D.	26-6
8/9	Oak. at Oak.	34-30
8/15	Hous. at Hous.	33-29
8/22	Buf. at Buf.	20-7
8/30	Mia. at Mia.	23-10
9/14	Dall. at Dall.	23-7

1970: Won 4, Lost 2

8/8	Oak. at Oak.	33-21
8/14	K.C. at K.C.	17-3
8/22	Den. at Den.	24-7
8/29	Mia. at Mia.	13-20
9/5	Det. at Raleigh	20-14
9/12	Wash. at Wash.	14-17

1971: Won 3, Lost 4

7/30	Coll. All-Stars at Chi.	24-17
8/7	K.C. at Balt.	3-10
8/14	Chi. at Balt.	21-13
8/22	Det. at Ann Arbor	20-23
8/28	Wash. at Wash.	20-14
9/3	Dall. at Balt.	14-27
9/11	Oak. at Jacksonville	3-24

1972: Won 3, Lost 3

8/4	Wash. at Tampa	3-33
8/14	Oak. at Oak.	0-16
8/21	K.C. at K.C.	23-17
8/26	Pitt. at Tampa	16-13
9/1	Det. at Tampa	17-24
9/10	Den. at Den.	20-13

1973: Won 2, Lost 4

8/4	Pitt. at Pitt.	7-34
8/11	Atl. at Atl.	20-34
8/18	Det. at Memphis	32-28
8/25	Wash. at Wash.	3-20
9/1	Hous. at Hous.	9-20
9/9	Den. at Den.	17-10

1974: Won 1, Lost 4

8/9	Det. at Balt.	3-6
8/17	Cleve. at Tampa	37-3

8/26	Chi. at Balt.	16-20
8/31	Atl. at Atl.	7-23
9/6	Wash. at Wash.	6-7

1975: Won 2, Lost 4

8/9	Den. at Den.	23-20
8/16	Atl. at Lincoln	3-10
8/22	Pitt. at Balt.	10-31
8/30	N.O. at N.O.	3-27
9/8	Hous. at Hous.	26-21
9/12	Wash. at Balt.	10-24

1976: Won 2, Lost 4

1/31	Cleve. at Lincoln	21-0
8/6	Wash. at Balt.	20-3
8/14	Chi. at Chi.	14-25
8/20	N. O. at Balt.	20-26
8/28	Atl. at Atl.	7-21
9/2	Det. at Det.	9-24

1977: Won 3, Lost 3

8/8	Den. at Den.	8-14
8/14	Hous. at Hous.	14-7
8/19	Minn. at Balt.	29-7
8/27	Dall. at Dall.	21-23
9/2	Det. at Balt.	21-10
9/10	T. B. at Tampa	0-14

1978: Won 1, Lost 3

8/5	Pitt. at Balt.	10-22
8/12	T. B. at Tampa	12-23
8/18	Wash. at Balt.	16-17
8/26	Det. at Det.	13-7

1979: Won 2, Lost 2

8/3	Phil. at Balt.	17-14
8/11	Cleve. at Cleve.	3-24
8/17	Phil. at Phil.	17-31
8/24	Det. at Balt.	17-7

1980: Won 2, Lost 2

8/9	Wash. at Balt.	3-13
8/16	G. B. at Mil.	17-3
8/22	NYG at Balt.	37-20
8/29	Atl. at Atl.	35-51

1981: Won 0, Lost 4

8/8	N.O. at N.O.	23-24
8/15	NYG at E. Rutherford	17-20
8/22	Wash. at Balt.	7-13
8/28	Seattle at Seattle	17-31

1982: Won 3, Lost 2

8/7	Minn. at Canton	14-30
8/14	NYG at Balt.	19-14
8/21	Atl. at Tempe	34-3
8/28	Pitt. at Pitt.	15-37
9/4	Chi. at Chi.	26-17

1983: Won 2, Lost 2

8/4	Hous. at Hous.	15-0
8/13	Minn. at Minn.	10-7
8/20	NYG at Rutherford	14-27
8/26	Atl. at Atl.	7-10

1984: Won 1, Lost 3

8/4	Mia. at Mia.	3-24
8/11	NYG at Ind.	26-20
8/18	Den. at Den.	0-31
8/25	G.B. at G.B.	17-34



RESULTS

COLTS ALL-TIME RESULTS

ALL-AMERICA FOOTBALL CONFERENCE

1947: Won 2, Lost 11, Tied 1 Coach: Cecil Isbell
Fourth Eastern Division

S 7	Brooklyn Dodgers	W	16-7
S 14	at San Francisco 49ers	L	7-14
S 21	at Cleveland Browns	L	0-28
S 28	New York Yankees	L	7-21
O 5	San Francisco 49ers	T	28-28
O 12	at Buffalo Bills	L	15-20
O 19	Los Angeles Dons	L	10-38
O 26	at Los Angeles Dons	L	0-56
N 2	at New York Yankees	L	21-35
N 7	at Chicago Rockets	L	21-27
N 16	at Brooklyn Dodgers	L	14-21
N 23	Buffalo Bills	L	14-33
N 30	Chicago Rockets	W	14-7
D 7	Cleveland Browns	L	0-42
			167-377

1948: Won 7, Lost 7 Coach: Cecil Isbell
Tied First Eastern Division

S 5	New York Yankees	W	45-28
S 10	at Chicago Rockets	L	14-21
S 16	at New York Yankees	W	27-14
S 26	Brooklyn Dodgers	W	35-20
O 5	Cleveland Browns	L	10-14
O 10	San Francisco 49ers	L	14-56
O 15	at Los Angeles Dons	W	29-14
O 24	at San Francisco 49ers	L	10-21
O 31	at Buffalo Bills	L	17-35
N 7	at Cleveland Browns	L	7-28
N 14	Chicago Rockets	W	38-24
N 21	Los Angeles Dons	L	14-17
N 28	at Brooklyn Dodgers	W	38-20
D 5	Buffalo Bills	W	35-15
			333-327

EASTERN DIVISION PLAYOFF GAME

D 12	Buffalo Bills	L	17-28
------	---------------	---	-------

1949: Won 1, Lost 11 Coach: Cecil Isbell (4 games)
Seventh in Conference Walt Driskill (8 games)

A 28	at San Francisco 49ers	L	17-31
S 2	Los Angeles Dons	L	17-49
S 11	at Cleveland Browns	L	0-21
S 16	at Chicago Hornets	L	7-35
S 25	Cleveland Browns	L	20-28
O 2	at Buffalo Bills	W	35-28
O 16	BrooklynNew York Yankees	L	21-24
O 23	Chicago Hornets	L	7-17
O 30	at BrooklynNew York Yankees	L	14-21
N 16	San Francisco 49ers	L	10-28
N 20	Los Angeles Dons	L	10-21
N 27	Buffalo Bills	L	14-38
			172-341

NATIONAL FOOTBALL LEAGUE

1950: Won 1, Lost 11 Coach: Clem Crowe
Seventh in National Conference

S 17	Washington Redskins	L	14-38
S 24	Cleveland Browns	L	0-31
O 2	at Chicago Cardinals	L	13-55
O 15	Philadelphia Eagles	L	14-24
O 22	at Los Angeles Rams	L	27-70
O 29	at San Francisco 49ers	L	14-17
N 5	Green Bay Packers	W	41-21
N 12	at Pittsburgh Steelers	L	7-17
N 19	New York Giants	L	20-55
N 26	at Washington Redskins	L	28-38
D 3	Detroit Lions	L	21-45
D 10	New York Yanks	L	14-51
			213-462

(All attendance figures are tickets distributed because turnstile figures not used before 1974)

1953: Won 3, Lost 9 Coach: Keith Molesworth
Fifth in Western Conference

S 27	Chicago Bears	W	13-9	23,715
O 3	Detroit Lions	L	17-27	25,159
O 11	at Chicago Bears	W	16-14	35,316
O 18	at Green Bay Packers	L	14-37	18,713
O 25	Washington Redskins	W	27-17	34,031
O 31	Green Bay Packers	L	24-35	33,797
N 7	at Detroit Lions	L	7-17	46,508
N 15	at Philadelphia Eagles	L	14-45	27,813
N 22	Los Angeles Rams	L	13-21	27,268
N 29	San Francisco 49ers	L	21-38	26,005
D 5	at Los Angeles Rams	L	2-45	26,696
D 13	at San Francisco 49ers	L	14-45	24,432
			182-350	

RESULTS



1954: Won 3, Lost 9 Sixth Western Conference

Coach: Weeb Ewbank

S 26	Los Angeles Rams	L	0-48	36,215
O 2	New York Giants	W	20-14	27,088
O 10	at Chicago Bears	L	9-28	27,845
O 16	at Detroit Lions	L	0-35	48,272
O 24	Green Bay Packers	L	6-7	28,680
O 31	at Washington Redskins	L	21-24	23,566
N 6	Detroit Lions	L	3-27	25,287
N 13	Green Bay Packers at Milwaukee	L	13-24	19,786
N 21	Chicago Bears	L	13-28	23,093
N 28	San Francisco 49ers	W	17-13	23,875
D 4	at Los Angeles Rams	W	22-21	30,744
D 11	at San Francisco 49ers	L	7-10	26,856
				131-279

1955: Won 5, Lost 6, Tied 1 Fourth Western Conference

Coach: Weeb Ewbank

S 25	Chicago Bears	W	23-17	36,167
O 1	Detroit Lions	W	28-13	40,030
O 8	Green Bay Packers at Milwaukee	W	24-20	40,199
O 16	at Chicago Bears	L	10-38	40,184
O 23	Washington Redskins	L	13-14	51,587
O 29	Green Bay Packers	W	14-10	34,411
N 5	at Detroit Lions	L	14-24	53,874
N 13	at New York Giants	L	7-17	33,982
N 20	Los Angeles Rams	T	17-17	41,146
N 27	San Francisco 49ers	W	26-14	33,485
D 4	at Los Angeles Rams	L	14-20	37,024
D 11	at San Francisco 49ers	L	24-35	35,371
				214-239

1956: Won 5, Lost 7 Fourth Western Conference

Coach: Weeb Ewbank

S 30	Chicago Bears	W	28-21	45,221
O 6	Detroit Lions	L	14-31	42,622
O 14	Green Bay Packers at Milwaukee	L	33-38	24,214
O 21	at Chicago Bears	L	27-58	48,364
O 28	Green Bay Packers	W	28-21	40,086
N 11	at Cleveland Browns	W	21-7	42,404
N 18	at Detroit Lions	L	3-27	55,788
N 25	Los Angeles Rams	W	56-21	40,321
D 2	San Francisco 49ers	L	17-20	37,227
D 9	at Los Angeles Rams	L	7-31	51,037
D 16	at San Francisco 49ers	L	17-30	43,791
D 23	Washington Redskins	W	19-17	32,994
				270-322

1957: Won 7, Lost 5 Third Western Conference

Coach: Weeb Ewbank

S 29	Detroit Lions	W	34-14	40,112
O 5	Chicago Bears	W	21-10	46,558
O 13	Green Bay Packers at Milwaukee	W	45-17	26,322
O 20	at Detroit Lions	L	27-31	55,764
O 27	Green Bay Packers	L	21-24	48,510
N 3	Pittsburgh Steelers	L	13-19	42,575
N 10	at Washington Redskins	W	21-17	33,149
N 17	at Chicago Bears	W	29-14	47,168
N 24	San Francisco 49ers	W	27-21	50,073
D 1	Los Angeles Rams	W	31-14	52,060
D 8	at San Francisco 49ers	L	13-17	59,950
D 15	at Los Angeles Rams	L	21-37	52,560
				303-235

WORLD CHAMPIONS

1958: Won 9, Lost 3 First Western Conference

Coach: Weeb Ewbank

S 28	Detroit Lions	W	28-15	48,377
O 4	Chicago Bears	W	51-38	52,622
O 12	Green Bay Packers at Milwaukee	W	24-17	24,553
O 19	at Detroit Lions	W	40-14	55,190
O 26	Washington Redskins	W	35-10	54,403
N 2	Green Bay Packers	W	56-0	51,333
N 9	at New York Giants	L	21-24	71,164
N 16	at Chicago Bears	W	17-0	48,664
N 23	Los Angeles Rams	W	34-7	57,557
N 30	San Francisco 49ers	W	35-27	57,557
D 6	at Los Angeles Rams	L	28-30	100,202
D 14	at San Francisco 49ers	L	12-21	58,334
				381-203

WORLD CHAMPIONSHIP GAME

D 28	at New York Giants	W	23-17 (OT)	64,185
------	--------------------	---	------------	--------



RESULTS

WORLD CHAMPIONS

1959: Won 9, Lost 3 **Coach: Weeb Ewbank**
First Western Conference

S 27	Detroit Lions	W	21-9	55,588
O 3	Chicago Bears	L	21-26	57,557
O 11	at Detroit Lions	W	31-24	54,197
O 18	at Chicago Bears	W	21-7	48,430
O 25	Green Bay Packers	W	38-21	57,557
N 1	Cleveland Browns	L	31-38	57,557
N 8	at Washington Redskins	L	24-27	32,773
N 15	Green Bay Packers at Milwaukee	W	28-24	25,521
N 22	San Francisco 49ers	W	45-14	57,557
N 29	Los Angeles Rams	W	35-21	57,557
D 5	at San Francisco 49ers	W	34-14	59,075
D 12	at Los Angeles Rams	W	45-26	65,528
			374-251	

WORLD CHAMPIONSHIP GAME

D 27 New York Giants W 31-16 57,545

1960: Won 6, Lost 6 **Coach: Weeb Ewbank**
Fourth Western Conference

S 25	Washington Redskins	W	20-0	53,818
O 2	Chicago Bears	W	42-7	57,808
O 9	at Green Bay Packers	L	21-35	32,150
O 16	Los Angeles Rams	W	31-17	57,808
O 23	at Detroit Lions	L	17-30	53,854
O 30	at Dallas Cowboys	W	45-7	25,500
N 6	Green Bay Packers	W	38-24	57,808
N 13	at Chicago Bears	W	24-20	48,713
N 26	San Francisco 49ers	L	22-30	57,808
D 4	Detroit Lions	L	15-20	57,808
D 11	at Los Angeles Rams	L	3-10	75,461
D 18	at San Francisco 49ers	L	10-34	57,269
			288-234	

1961: Won 8, Lost 6 **Coach: Weeb Ewbank**
Third Western Conference

S 17	Los Angeles Rams	W	27-24	54,259
S 24	Detroit Lions	L	15-16	54,259
O 1	Minnesota Vikings	W	34-33	54,259
O 8	at Green Bay Packers	L	7-45	38,669
O 15	at Chicago Bears	L	10-24	48,719
O 22	at Detroit Lions	W	17-14	53,016
O 29	Chicago Bears	L	20-21	57,641
N 5	Green Bay Packers	W	45-21	57,641
N 12	at Minnesota Vikings	L	20-28	38,010
N 19	St. Louis Cardinals	W	16-0	56,112
N 26	at Washington Redskins	W	27-6	41,062
D 3	San Francisco 49ers	W	20-17	57,641
D 9	at Los Angeles Rams	L	17-34	41,268
D 16	at San Francisco 49ers	W	27-24	45,517
			302-307	

1962: Won 7, Lost 7 **Coach: Weeb Ewbank**
Fourth Western Conference

S 16	Los Angeles Rams	W	30-27	54,796
S 23	at Minnesota Vikings	W	34-7	30,787
S 30	Detroit Lions	L	20-29	57,966
O 7	San Francisco 49ers	L	13-21	54,158
O 14	at Cleveland Browns	W	36-14	80,132
O 21	at Chicago Bears	L	15-35	49,066
O 28	Green Bay Packers	L	6-17	57,966
N 4	at San Francisco 49ers	W	22-3	44,875
N 11	at Los Angeles Rams	W	14-2	39,502
N 18	at Green Bay Packers	L	13-17	38,669
N 25	Chicago Bears	L	0-57	56,164
D 2	at Detroit Lions	L	14-21	53,012
D 8	Washington Redskins	W	34-21	56,964
D 16	Minnesota Vikings	W	42-17	53,645
			293-288	

1963: Won 8, Lost 6, **Coach: Don Shula**
Third Western Conference

S 15	New York Giants	L	28-37	60,029
S 22	at San Francisco 49ers	W	20-14	31,006
S 29	at Green Bay Packers	L	20-31	42,327
O 6	at Chicago Bears	L	3-10	48,998
O 13	San Francisco 49ers	W	20-3	56,962
O 20	at Detroit Lions	W	25-21	51,901
O 27	Green Bay Packers	L	20-34	60,065
N 3	Chicago Bears	L	7-17	60,065
N 10	Detroit Lions	W	24-21	59,758
N 17	at Minnesota Vikings	W	37-34	33,136
N 24	at Los Angeles Rams	L	16-17	48,555
D 1	at Washington Redskins	W	36-20	44,006
D 8	Minnesota Vikings	W	41-10	54,122
D 15	Los Angeles Rams	W	19-16	52,834
			316-285	

RESULTS



1964: Won 12, Lost 2 First Western Conference

Coach: Don Shula

S 13	at Minnesota Vikings	L	24-34	35,563
S 20	at Green Bay Packers	W	21-20	42,327
S 27	Chicago Bears	W	52-0	56,537
O 4	Los Angeles Rams	W	35-20	56,537
O 12	St. Louis Cardinals	W	47-27	60,213
O 18	Green Bay Packers	W	24-21	60,213
O 25	at Detroit Lions	W	34-0	57,814
N 1	San Francisco 49ers	W	37-7	60,213
N 8	at Chicago Bears	W	40-24	47,891
N 15	Minnesota Vikings	W	17-14	60,213
N 22	at Los Angeles Rams	W	24-7	72,137
N 29	at San Francisco 49ers	W	14-3	33,642
D 6	Detroit Lions	L	14-31	60,213
D 13	Washington Redskins	W	45-17	60,213
			428-225	

NFL CHAMPIONSHIP GAME

D 27	at Cleveland Browns	L	0-27	79,544
------	---------------------	---	------	--------

1965: Won 10, Lost 3, Tied 1 Tied First Western Conference

Coach: Don Shula

S 19	Minnesota Vikings	W	35-16	56,562
S 26	Green Bay Packers at Milwaukee	L	17-20	48,130
O 3	San Francisco 49ers	W	27-24	58,609
O 10	Detroit Lions	W	31-7	60,238
O 17	at Washington Redskins	W	38-7	50,405
O 24	Los Angeles Rams	W	35-20	60,238
O 31	at San Francisco 49ers	W	34-28	45,827
N 7	at Chicago Bears	W	26-21	45,656
N 14	at Minnesota Vikings	W	41-21	47,426
N 21	Philadelphia Eagles	W	34-24	60,238
N 25	at Detroit Lions	T	24-24	55,036
D 5	Chicago Bears	L	0-13	60,238
D 12	Green Bay Packers	L	27-42	60,238
D 18	at Los Angeles Rams	W	20-17	46,636
			389-284	

WESTERN CONFERENCE PLAYOFF

D 26	at Green Bay Packers	L	10-13 (OT)	50,484
------	----------------------	---	------------	--------

PLAYOFF BOWL

J 9	Dallas Cowboys at Miami	W	35-3	65,569
-----	-------------------------	---	------	--------

1966: Won 9, Lost 5 Second Western Conference

Coach: Don Shula

S 10	Green Bay Packers at Milwaukee	L	3-24	48,650
S 18	at Minnesota Vikings	W	38-23	47,426
S 25	San Francisco 49ers	W	36-14	56,715
O 9	at Chicago Bears	L	17-27	47,452
O 16	Detroit Lions	W	45-14	60,238
O 23	Minnesota Vikings	W	20-17	60,238
O 30	at Los Angeles Rams	W	17-3	57,898
N 6	Washington Redskins	W	37-10	60,238
N 13	at Atlanta Falcons	W	19-7	58,850
N 20	at Detroit Lions	L	14-20	52,383
N 27	Los Angeles Rams	L	7-23	60,238
D 4	Chicago Bears	W	21-16	60,238
D 10	Green Bay Packers	L	10-14	60,238
D 18	at San Francisco 49ers	W	30-14	40,005
			314-226	

PLAYOFF BOWL

J 8	Philadelphia Eagles at Miami	W	20-14	58,088
-----	------------------------------	---	-------	--------

1967: Won 11, Lost 1, Tied 2 Tied First Coastal Division

Coach: Don Shula

S 17	Atlanta Falcons	W	38-31	56,715
S 24	at Philadelphia Eagles	W	38-6	60,755
O 1	San Francisco 49ers	W	41-7	60,238
O 8	at Chicago Bears	W	24-3	47,190
O 15	Los Angeles Rams	T	24-24	60,238
O 22	at Minnesota Vikings	T	20-20	47,693
O 29	at Washington Redskins	W	17-13	50,574
N 5	Green Bay Packers	W	13-10	60,238
N 12	at Atlanta Falcons	W	49-7	58,850
N 19	Detroit Lions	W	41-7	60,238
N 26	at San Francisco 49ers	W	26-9	44,815
D 3	Dallas Cowboys	W	23-17	60,238
D 10	New Orleans Saints	W	30-10	60,238
D 17	at Los Angeles Rams	L	10-34	77,277
			394-198	



RESULTS

1968: Won 13, Lost 1 First Coastal Division

Coach: Don Shula

S 15	San Francisco 49ers	W	27-10	56,864
S 23	at Atlanta Falcons	W	28-20	50,428
S 29	at Pittsburgh Steelers	W	41-7	44,480
O 6	Chicago Bears	W	28-7	60,238
O 13	at San Francisco 49ers	W	42-14	32,822
O 20	Cleveland Browns	L	20-30	60,238
O 27	Los Angeles Rams	W	27-10	60,238
N 2	at New York Giants	W	26-0	62,973
N 10	at Detroit Lions	W	27-10	55,170
N 17	St. Louis Cardinals	W	27-0	60,238
N 24	Minnesota Vikings	W	21-9	60,238
D 1	Atlanta Falcons	W	44-0	60,238
D 7	at Green Bay Packers	W	16-3	50,861
D 15	at Los Angeles Rams	W	28-24	69,397

402-144

WESTERN CONFERENCE CHAMPIONSHIP GAME

D 22	Minnesota Vikings	W	24-14	60,238
------	-------------------	---	-------	--------

NFL CHAMPIONSHIP GAME

D 27	at Cleveland Browns	W	34-0	80,628
------	---------------------	---	------	--------

SUPER BOWL III

J 12	New York Jets at Miami	L	7-16	75,389
------	------------------------	---	------	--------

1969: Won 8, Lost 5, Tied 1 Second Coastal Division

Coach: Don Shula

S 21	Los Angeles Rams	L	20-27	56,864
S 28	at Minnesota Vikings	L	14-52	47,644
O 5	at Atlanta Falcons	W	21-14	57,806
O 13	Philadelphia Eagles	W	24-20	56,864
O 19	at New Orleans Saints	W	30-10	80,636
O 26	San Francisco 49ers	L	21-24	60,238
N 2	Washington Redskins	W	41-17	60,238
N 9	Green Bay Packers	W	14-6	60,238
N 16	at San Francisco 49ers	L	17-20	38,472
N 23	at Chicago Bears	W	24-21	45,455
N 30	Atlanta Falcons	W	13-6	60,238
D 7	Detroit Lions	T	17-17	60,238
D 13	at Dallas Cowboys	L	10-27	63,191
D 21	at Los Angeles Rams	W	13-7	73,326

279-268

SUPER BOWL CHAMPIONS

1970: Won 11, Lost 2, Tied 1 First Eastern Division

Coach: Don McCafferty

S 20	at San Diego Chargers	W	16-14	47,782
S 28	Kansas City Chiefs	L	24-44	53,911
O 4	at Boston Patriots	W	14-6	38,235
O 11	at Houston Oilers	W	24-20	48,050
O 18	at New York Jets	W	29-22	63,301
O 25	Boston Patriots	W	27-3	60,240
N 1	Miami Dolphins	W	35-0	60,240
N 9	Green Bay Packers at Milwaukee	W	13-10	48,063
N 15	Buffalo Bills	T	17-17	60,240
N 22	at Miami Dolphins	L	17-34	67,699
N 29	Chicago Bears	W	21-20	60,240
D 6	Philadelphia Eagles	W	29-10	60,240
D 13	at Buffalo Bills	W	20-14	34,346
D 19	New York Jets	W	35-20	60,240

321-234

AFC DIVISIONAL PLAYOFF GAME

D 26	Cincinnati Bengals	W	17-0	51,127
------	--------------------	---	------	--------

AFC CHAMPIONSHIP GAME

J 3	Oakland Raiders	W	27-17	56,368
-----	-----------------	---	-------	--------

SUPER BOWL V

J 17	Dallas Cowboys at Miami	W	16-13	79,204
------	-------------------------	---	-------	--------

1971: Won 10, Lost 4 Second Eastern Division (Wildcard)

Coach: Don McCafferty

S 19	New York Jets	W	22-0	56,458
S 26	Cleveland Browns	L	13-14	56,837
O 3	at New England Patriots	W	23-3	61,232
O 10	at Buffalo Bills	W	43-0	46,206
O 17	at New York Giants	W	31-7	62,860
O 25	at Minnesota Vikings	L	3-10	49,784
O 31	Pittsburgh Steelers	W	34-21	60,238
N 8	Los Angeles Rams	W	24-17	57,722
N 14	at New York Jets	W	14-13	63,947
N 21	at Miami Dolphins	L	14-17	75,312
N 28	at Oakland Raiders	W	37-14	54,689
D 5	Buffalo Bills	W	24-0	58,476
D 11	Miami Dolphins	W	14-3	60,238
D 19	New England Patriots	L	17-21	57,942

313-140

RESULTS



AFC DIVISIONAL PLAYOFF GAME

D 26 at Cleveland Browns W 20-3 74,082

AFC CHAMPIONSHIP GAME

J 2 at Miami Dolphins L 0-21 78,629

1972: Won 5, Lost 9

Coaches: Don McCafferty (5 games)

Third Eastern Division

John Sandusky (9 games)

S 17	St. Louis Cardinals	L	3-10	53,652
S 24	New York Jets	L	34-44	56,626
O 1	at Buffalo Bills	W	17-0	46,206
O 8	San Diego Chargers	L	20-23	55,459
O 15	Dallas Cowboys	L	0-21	58,992
O 22	at New York Jets	L	20-24	62,948
O 29	Miami Dolphins	L	0-23	60,000
N 6	at New England Patriots	W	24-17	60,999
N 12	at San Francisco 49ers	L	21-24	61,214
N 19	at Cincinnati Bengals	W	20-19	49,512
N 26	New England Patriots	W	31-0	54,907
D 3	Buffalo Bills	W	35-7	55,390
D 10	at Kansas City Chiefs	L	10-24	44,175
D 16	at Miami Dolphins	L	0-16	80,010
				235-252

1973: Won 4, Lost 10

Coach: Howard Schnellenberger

Fourth Eastern Division

S 16	at Cleveland Browns	L	14-24	74,303
S 23	New York Jets	L	10-34	55,942
S 30	New Orleans Saints	W	14-10	52,293
O 7	at New England Patriots	L	16-24	57,044
O 14	at Buffalo Bills	L	13-31	78,875
O 21	at Detroit Lions	W	29-27	48,058
O 28	Oakland Raiders	L	21-34	59,008
N 4	Houston Oilers	L	27-31	52,707
N 11	at Miami Dolphins	L	0-44	60,332
N 18	at Washington Redskins	L	14-22	52,675
N 25	Buffalo Bills	L	17-24	52,250
D 2	at New York Jets	L	17-20	61,009
D 9	Miami Dolphins	W	16-3	58,446
D 16	New England Patriots	W	18-13	52,065
				226-341

1974: Won 2, Lost 12

Coach: Howard Schnellenberger (3 games)

Fifth Eastern Division

Joe Thomas (11 games)

S 15	at Pittsburgh Steelers	L	0-30	48,890
S 22	Green Bay Packers	L	13-20	41,252
S 29	at Philadelphia Eagles	L	10-30	64,205
O 6	at New England Patriots	L	3-42	59,502
O 13	Buffalo Bills	L	14-27	42,089
O 20	at New York Jets	W	35-20	51,745
O 27	at Miami Dolphins	L	7-17	65,868
N 3	Cincinnati Bengals	L	14-24	40,037
N 10	Denver Broncos	L	6-17	37,959
N 17	at Atlanta Falcons	W	17-7	41,278
N 24	New England Patriots	L	17-27	38,971
D 1	at Buffalo Bills	L	0-6	75,325
D 8	Miami Dolphins	L	16-17	43,553
D 15	New York Jets	L	38-45	38,168
				190-329

1975: Won 10, Lost 4

Coach: Ted Marchibroda

First Eastern Division

S 21	at Chicago Bears	W	35-7	51,678
S 28	Oakland Raiders	L	20-31	41,023
O 5	at Los Angeles Rams	L	13-24	62,491
O 12	Buffalo Bills	L	31-38	45,791
O 19	at New England Patriots	L	10-21	51,417
O 26	at New York Jets	W	45-28	55,137
N 2	Cleveland Browns	W	21-7	37,285
N 9	at Buffalo Bills	W	42-35	77,320
N 16	New York Jets	W	52-19	54,006
N 23	at Miami Dolphins	W	33-17	61,986
N 30	Kansas City Chiefs	W	28-14	44,151
D 7	at New York Giants	W	21-0	49,863
D 14	Miami Dolphins	W	10-7 (OT)	60,548
D 21	New England Patriots	W	34-21	50,801
				395-269

AFC DIVISIONAL PLAYOFF GAME

D 27 at Pittsburgh Steelers L 10-28 49,053

1976: Won 11, Lost 3

Coach: Ted Marchibroda

First Eastern Division

S 12	at New England Patriots	W	27-13	43,512
S 19	Cincinnati Bengals	W	28-27	50,621
S 26	at Dallas Cowboys	L	27-30	64,237
O 3	Tampa Bay Buccaneers	W	42-17	43,105
O 10	Miami Dolphins	W	28-14	60,020
O 17	at Buffalo Bills	W	31-13	71,009
O 24	at New York Jets	W	20-0	49,768
N 1	Houston Oilers	W	38-14	60,020
N 7	at San Diego Chargers	W	37-21	42,827
N 14	New England Patriots	L	14-21	60,020
N 22	at Miami Dolphins	W	17-16	62,104
N 28	New York Jets	W	33-16	46,938
D 4	at St. Louis Cardinals	L	17-24	48,282
D 12	Buffalo Bills	W	58-20	53,729
				417-246



RESULTS

AFC DIVISIONAL PLAYOFF GAME

D 19 Pittsburgh Steelers L 14-40 60,020

1977: Won 10, Lost 4
First Eastern Division

Coach: Ted Marchibroda

S 18	at Seattle Seahawks	W	29-14	58,991
S 25	at New York Jets	W	20-12	43,439
O 2	Buffalo Bills	W	17-14	49,247
O 9	Miami Dolphins	W	45-28	57,829
O 16	at Kansas City Chiefs	W	17-6	63,076
O 23	at New England Patriots	L	3-17	60,958
O 30	Pittsburgh Steelers	W	31-21	60,763
N 7	Washington Redskins	W	10-3	60,763
N 13	at Buffalo Bills	W	31-13	39,444
N 20	New York Jets	W	33-12	52,014
N 27	at Denver Broncos	L	13-27	74,939
D 5	at Miami Dolphins	L	6-17	68,977
D 11	Detroit Lions	L	10-13	45,124
D 18	New England Patriots	W	30-24	60,763
				295-221

AFC DIVISIONAL PLAYOFF GAME

D 24 Oakland Raiders L 31-37 (2 OT) 60,763

1978: Won 5, Lost 11
Fifth Eastern Division

Coach: Ted Marchibroda

S 4	at Dallas Cowboys	L	0-38	65,053
S 10	Miami Dolphins	L	0-42	47,730
S 18	at New England Patriots	W	34-27	57,284
S 24	at Buffalo Bills	L	17-24	55,270
O 1	Philadelphia Eagles	L	14-17	50,314
O 8	at St. Louis Cardinals	W	30-17	47,479
O 15	New York Jets	L	10-33	48,136
O 22	Denver Broncos	W	7-6	58,857
O 29	at Miami Dolphins	L	8-26	53,524
N 6	Washington Redskins	W	21-17	60,762
N 12	at Seattle Seahawks	W	17-14	61,905
N 19	Cleveland Browns	L	24-45	49,570
N 26	New England Patriots	L	14-35	49,404
D 3	at New York Jets	L	16-24	50,248
D 9	at Pittsburgh Steelers	L	13-35	41,957
D 17	Buffalo Bills	L	14-21	40,420
				239-421

1979: Won 5, Lost 11
Fifth Eastern Division

Coach: Ted Marchibroda

S 2	at Kansas City Chiefs	L	0-14	50,943
S 9	Tampa Bay Buccaneers	L	26-29 OT	39,756
S 16	at Cleveland Browns	L	10-13	73,889
S 23	at Pittsburgh Steelers	L	13-17	49,483
S 30	Buffalo Bills	L	13-31	37,927
O 7	New York Jets	W	10-8	37,789
O 14	Houston Oilers	L	16-28	50,990
O 21	at Buffalo Bills	W	14-13	51,599
O 28	New England Patriots	W	31-26	47,042
N 4	Cincinnati Bengals	W	38-28	41,299
N 11	at Miami Dolphins	L	0-19	58,226
N 18	at New England Patriots	L	21-50	61,297
N 25	Miami Dolphins	L	24-28	45,862
D 2	at New York Jets	L	17-30	60,372
D 9	Kansas City Chiefs	L	7-10	37,226
D 16	at New York Giants	W	31-7	76,671
				271-351

1980: Won 7, Lost 9
Fourth Eastern Division

Coach: Mike McCormack

S 7	at New York Jets	W	17-14	54,932
S 14	Pittsburgh Steelers	L	17-20	57,340
S 21	at Houston Oilers	L	16-21	50,815
S 28	New York Jets	W	35-21	35,533
O 5	at Miami Dolphins	W	30-17	55,212
O 12	at Buffalo Bills	W	17-12	74,853
O 19	New England Patriots	L	21-37	55,346
O 26	St. Louis Cardinals	L	10-17	36,305
N 2	at Kansas City Chiefs	W	31-24	56,112
N 9	Cleveland Browns	L	27-28	48,304
N 16	at Detroit Lions	W	10-9	80,638
N 23	at New England Patriots	L	21-47	61,297
N 30	Buffalo Bills	W	28-24	39,880
D 7	at Cincinnati Bengals	L	33-34	43,991
D 14	Miami Dolphins	L	14-24	30,564
D 21	Kansas City Chiefs	L	28-38	29,936
				355-387

RESULTS



1981: Won 2, Lost 14 Fourth Eastern Division

Coach: Mike McCormack

S 6	at New England Patriots	W	29-28	49,997
S 13	Buffalo Bills	L	3-35	45,772
S 20	at Denver Broncos	L	10-28	74,804
S 27	Miami Dolphins	L	28-31	42,452
O 4	at Buffalo Bills	L	17-23	77,811
O 11	Cincinnati Bengals	L	19-41	35,881
O 18	San Diego Chargers	L	14-43	48,679
O 26	at Cleveland Browns	L	28-42	78,986
N 1	at Miami Dolphins	L	10-27	46,061
N 8	New York Jets	L	14-41	36,373
N 15	at Philadelphia Eagles	L	13-38	72,200
N 22	St. Louis Cardinals	L	24-35	32,782
N 29	at New York Jets	L	0-25	53,593
D 6	Dallas Cowboys	L	13-37	60,586
D 13	at Washington Redskins	L	14-38	55,045
D 20	New England Patriots	W	23-21	34,127
				259-533

1982: Won 0, Lost 8, Tied 1 Fourteenth American Conference

Coach: Frank Kush

S 12	New England Patriots	L	13-24	39,055
S 19	at Miami Dolphins	L	20-24	51,999
S 26	New York Jets			Cancelled
O 3	at Detroit Lions			Cancelled
O 10	Buffalo Bills			Cancelled
O 17	at Cleveland Browns			Cancelled
O 24	Miami Dolphins			Postponed to 1/2/83
O 31	Tampa Bay Buccaneers			Cancelled
N 7	at New England Patriots			Cancelled
N 14	Oakland Raiders			Cancelled
N 21	at New York Jets	L	0-37	46,970
N 28	at Buffalo Bills	L	0-20	33,985
D 5	Cincinnati Bengals	L	17-20	23,598
D 12	at Minnesota Vikings	L	10-13	53,981
D 19	Green Bay Packers	T	20-20	25,920
D 26	at San Diego Chargers	L	26-44	49,711
J 2(83)	Miami Dolphins	L	7-34	19,073
				113-236

1983: Won 7, Lost 9 Fourth Eastern Division

Coach: Frank Kush

S 4	at New England Patriots	W	29-23(OT)	45,526
S 11	Denver Broncos	L	10-17	52,613
S 18	at Buffalo Bills	L	23-28	40,937
S 25	Chicago Bears	W	22-19(OT)	35,708
O 2	at Cincinnati	W	34-31	48,104
O 9	New England Patriots	W	12-7	37,013
O 16	Buffalo Bills	L	7-30	39,765
O 23	Miami Dolphins	L	7-21	45,768
O 30	at Philadelphia Eagles	W	22-21	59,150
N 6	at New York Jets	W	17-4	53,323
N 13	Pittsburgh Steelers	L	13-24	61,479
N 20	at Miami Dolphins	L	0-37	54,482
N 27	at Cleveland Browns	L	23-41	65,812
D 4	New York Jets	L	6-10	35,462
D 11	at Denver Broncos	L	19-21	74,854
D 18	Houston Oilers	W	20-10	27,934
				264-354

1984: Won 4, Lost 12 Fourth Eastern Division

Coach: Frank Kush (15 games)
Hal Hunter (1 game)

S 2	New York Jets	L	14-23	60,398
S 9	at Houston Oilers	W	35-21	43,820
S 16	St. Louis Cardinals	L	33-34	60,274
S 23	at Miami Dolphins	L	7-44	55,413
S 30	Buffalo Bills	W	31-17	60,032
O 7	Washington Redskins	L	7-35	60,012
O 14	at Philadelphia Eagles	L	7-16	50,277
O 21	Pittsburgh Steelers	W	17-16	60,026
O 28	at Dallas Cowboys	L	3-22	58,724
N 4	San Diego Chargers	L	10-38	60,143
N 11	at New York Jets	W	9-5	51,066
N 18	New England Patriots	L	17-50	60,009
N 25	at Los Angeles Raiders	L	7-21	40,289
D 2	at Buffalo Bills	L	15-21	20,693
D 9	Miami Dolphins	L	17-35	60,411
D 16	at New England Patriots	L	10-16	22,383
				239-414

RECORD SINCE 1953

Regular Season:	226-206-7	.523
Post-Season:	8-7	.533
Playoff Bowl:	2-0	1.000
Overall:	236-213-7	.536



RESULTS

ALL-TIME SERIES RECORDS

(Colts Won-Lost-Tied)

(* Home Games)

ATLANTA (8-0)

1966, 19-7 W
 1967, 38-31 W*
 1967, 49-7 W
 1968, 28-20 W
 1968, 44-0 W*
 1969, 21-14 W
 1969, 13-6 W*
 1974, 17-7 W

1962, 15-35 L
 1962, 0-57 L*
 1963, 3-10 L
 1963, 7-17 L*
 1964, 52-0 W*
 1964, 40-24 W
 1965, 26-21 W
 1965, 0-13 L*
 1966, 17-27 L
 1966, 21-16 W*
 1967, 24-3 W
 1968, 28-7 W*
 1969, 24-21 W
 1970, 21-20 W*
 1975, 35-7 W
 1983, 22-19 W**

1981, 13-37 L*
 1984, 3-22 L
¹Playoff Bowl
²Super Bowl V

BUFFALO (14-14-1)

1970, 17-17 T*
 1970, 20-14 W
 1971, 43-0 W
 1971, 24-0 W*
 1972, 17-0 W
 1972, 35-7 W*
 1973, 13-31 L
 1973, 17-24 L*
 1974, 14-27 L*
 1974, 0-6 L
 1975, 31-38 L*
 1975, 42-35 W
 1976, 31-13 W
 1976, 58-20 W*
 1977, 17-14 W*
 1977, 31-13 W
 1978, 17-24 L
 1978, 14-21 L*
 1979, 13-31 L*
 1979, 14-13 W
 1980, 17-12 W
 1980, 28-24 W*
 1981, 3-35 L*
 1981, 17-23 L
 1982, 0-20 L
 1983, 23-28 L
 1983, 7-30 L*
 1984, 31-17 W*
 1984, 15-21 L

¹Overtime

CINCINNATI (5-4)

1970, 17-0 W¹*
 1972, 20-19 W
 1974, 14-24 L*
 1976, 28-27 W*
 1979, 38-28 W*
 1980, 33-34 L
 1981, 19-41 L*
 1982, 17-20 L*
 1983, 34-31 W

¹AFC Divisional Playoff

CLEVELAND (5-10)

1956, 21-7 W
 1959, 31-38 L*
 1962, 36-14 W
 1964, 0-27 L¹
 1968, 20-30 L*
 1968, 34-0 W¹
 1971, 13-14 L*
 1971, 20-3 W²
 1973, 14-24 L
 1975, 21-7 W*
 1978, 24-45 L*
 1979, 10-13 L
 1980, 27-28 L*
 1981, 28-42 L
 1983, 23-41 L

¹NFL Championship

²AFC Divisional Playoff

CHICAGO (21-13)

1953, 13-9 W*
 1953, 16-14 W
 1954, 9-28 L
 1954, 13-28 L*
 1955, 23-17 W*
 1955, 10-38 L
 1956, 28-21 W*
 1956, 27-58 L
 1957, 21-10 W*
 1957, 29-14 W
 1958, 51-38 W*
 1958, 17-0 W
 1959, 21-26 L*
 1959, 21-7 W
 1960, 42-7 W*
 1960, 24-10 W
 1961, 10-24 L
 1961, 20-21 L*

DENVER (1-5)

1974, 6-17 L*
 1977, 13-27 L
 1978, 7-6 W*
 1981, 10-28 L
 1983, 10-17 L*
 1983, 19-21 L

DETROIT (16-16-2)

1953, 17-27 L*
 1953, 7-17 L
 1954, 0-35 L
 1954, 3-27 L*
 1955, 28-13 W*
 1955, 14-24 L
 1956, 14-31 L*
 1956, 3-27 L
 1957, 34-14 W*
 1957, 27-31 L
 1958, 28-15 W*
 1958, 40-14 W
 1959, 21-9 W*
 1959, 31-24 W
 1960, 17-30 L
 1960, 15-20 L*
 1961, 15-16 L*
 1961, 17-14 W
 1962, 20-29 L*
 1962, 14-21 L
 1963, 25-21 W
 1963, 24-21 W*
 1964, 34-0 W
 1964, 14-31 L*
 1965, 31-7 W*
 1965, 24-24 T
 1966, 45-14 W*
 1966, 14-20 L
 1967, 41-7 W*
 1968, 27-10 W
 1969, 17-17 T*
 1973, 29-27 W
 1977, 10-13 L*
 1980, 10-9 W

GREEN BAY (16-18-1)

1953, 14-37 L
 1953, 24-35 L*
 1954, 6-7 L*
 1954, 13-24 L
 1955, 24-20 W
 1955, 14-10 W*
 1956, 33-38 L
 1956, 28-21 W*

DALLAS (4-6)

1960, 45-7 W
 1966, 35-3 W¹
 1967, 23-17 W*
 1969, 10-27 L
 1970, 16-13 W²
 1972, 0-21 L*
 1976, 27-30 L
 1978, 0-38 L



1957, 45-17 W
 1957, 21-24 L*
 1958, 24-17 W
 1958, 56-0 W*
 1959, 38-21 W*
 1959, 28-24 W
 1960, 21-35 L
 1960, 38-24 W*
 1961, 7-45 L
 1961, 45-21 W*
 1962, 6-17 L*
 1962, 13-17 L
 1963, 20-31 L
 1963, 20-34 L*
 1964, 21-20 W
 1964, 24-21 W*
 1965, 17-20 L
 1965, 27-42 L*
 1965, 10-13 L¹
 1966, 3-24 L
 1966, 10-14 L*
 1967, 13-10 W*
 1968, 16-3 W
 1969, 14-6 W*
 1970, 13-10 W
 1974, 13-20 L*
 1982, 20-20 T*

¹Conference Playoff

HOUSTON (4-3)

1970, 24-20 W
 1973, 27-31 L*
 1976, 38-14 W*
 1979, 16-28 L*
 1980, 16-21 L
 1983, 20-10 W*
 1984, 35-21 W

KANSAS CITY (3-5)

1970, 24-44 L*
 1972, 10-24 L
 1975, 28-14 W*
 1977, 17-6 W
 1979, 0-14 L
 1979, 7-10 L*
 1980, 31-24 W
 1980, 28-38 L*

L.A. RAIDERS (2-4)

1970, 27-17 W¹*
 1971, 37-14 W
 1973, 21-34 L*
 1975, 20-31 L*
 1977, 31-37 L²*
 1984, 7-21 L

¹AFC Championship

²AFC Playoffs

L.A. RAMS (20-14-2)

1953, 13-21 L*
 1953, 2-45 L
 1954, 0-48 L*
 1954, 22-21 W
 1955, 17-17 T*
 1955, 14-20 L
 1956, 56-21 W*

¹AFC Championship

MINNESOTA (12-5-1)

1961, 34-33 W*
 1961, 20-28 L
 1962, 34-7 W

1956, 7-31 L
 1957, 31-14 W*
 1957, 21-37 L
 1958, 34-7 W*
 1958, 28-30 L
 1959, 35-21 W*
 1959, 45-26 W
 1960, 31-17 W*
 1960, 3-10 L
 1961, 27-24 W*
 1961, 17-34 L
 1962, 30-27 W*
 1962, 14-2 W
 1963, 16-17 L
 1963, 19-16 W*
 1964, 35-20 W*
 1964, 24-7 W
 1965, 35-20 W*
 1965, 20-17 W
 1966, 17-3 W
 1966, 7-23 L*
 1967, 24-24 T*
 1967, 10-34 L
 1968, 27-10 W*
 1968, 28-24 W
 1969, 20-27 L*
 1969, 13-7 W
 1971, 24-17 W*
 1975, 13-24 L

MIAMI (9-22)

1970, 35-0 W*
 1970, 17-34 L
 1971, 14-17 L
 1971, 14-3 W*
 1971, 0-21 L¹
 1972, 0-23 L*
 1972, 0-16 L
 1973, 0-44 L
 1973, 16-3 W*
 1974, 7-17 L
 1974, 16-17 L*
 1975, 33-17 W
 1975, 10-7 W*
 1976, 28-14 W*
 1976, 17-16 W
 1977, 45-28 W*
 1977, 6-17 L
 1978, 0-42 L*
 1978, 8-26 L
 1979, 0-19 L
 1979, 24-28 L*
 1980, 30-17 W
 1980, 14-24 L*
 1981, 28-31 L*
 1981, 10-27 L
 1982, 20-24 L
 1982, 7-34 L*
 1983, 7-21 L*
 1983, 0-37 L
 1984, 7-44 L
 1984, 17-35 L*

1962, 42-17 W*
 1963, 37-34 W
 1963, 41-10 W*
 1964, 24-34 L
 1964, 17-14 W*
 1965, 35-16 W*
 1965, 41-21 W
 1966, 38-23 W
 1966, 20-17 W*
 1967, 20-20 T
 1968, 21-9 W*
 1968, 24-14 W¹*
 1969, 14-52 L
 1971, 3-10 L
 1982, 10-13 L

¹Conference Championship

NEW ENGLAND (15-14)

1970, 14-6 W
 1970, 27-3 W*
 1971, 23-3 W
 1971, 17-21 L*
 1972, 24-17 W
 1972, 31-0 W*
 1973, 16-24 L
 1973, 18-13 W*
 1974, 3-42 L
 1974, 17-27 L*
 1975, 10-21 L
 1975, 34-21 W*
 1976, 27-13 W
 1976, 14-21 L*
 1977, 3-17 L
 1977, 30-24 W*
 1978, 34-27 W
 1978, 14-35 L*
 1979, 31-26 W*
 1979, 21-50 L
 1980, 21-37 L*
 1980, 21-47 L
 1981, 29-28 W
 1981, 23-21 W*
 1982, 13-24 L*
 1983, 29-23 W¹
 1983, 12-7 W*
 1984, 17-50 L*
 1984, 10-16 L

¹Overtime

NEW ORLEANS (3-0)

1967, 30-10 W*
 1969, 30-10 W
 1973, 14-10 W*

N.Y. GIANTS (7-3)

1954, 20-14 W*
 1955, 7-17 L
 1958, 21-24 L
 1958, 23-17 W¹
 1959, 31-16 W¹*
 1963, 28-37 L*
 1968, 26-0 W
 1971, 31-7 W
 1975, 21-0 W
 1979, 31-7 W

¹NFL Championship



RESULTS

N.Y. JETS (16-14)

1968, 7-16 L¹
 1970, 29-22 W
 1970, 35-20 W*
 1971, 22-0 W*
 1971, 14-13 W
 1972, 34-44 L*
 1972, 20-24 L
 1973, 10-34 L*
 1973, 17-20 L
 1974, 35-20 W
 1974, 38-45 L*
 1975, 45-28 W
 1975, 52-19 W*
 1976, 20-0 W
 1976, 33-16 W*
 1977, 20-12 W
 1977, 33-12 W*
 1978, 10-33 L*
 1978, 16-24 L
 1979, 10-8 W*
 1979, 17-30 L
 1980, 17-14 W
 1980, 35-21 W*
 1981, 14-41 L*
 1981, 0-25 L
 1982, 0-37 L
 1983, 17-14 W
 1983, 6-10 L*
 1984, 14-23 L*
 1984, 9-5 W

¹Super Bowl III

PHILADELPHIA (6-5)

1953, 14-45 L
 1965, 34-24 W*
 1966, 20-14 W¹
 1967, 38-6 W
 1969, 24-20 W*
 1970, 29-10 W*
 1974, 10-30 L
 1978, 14-17 L*
 1981, 13-38 L
 1983, 22-21 W
 1984, 7-16 L

¹Playoff Bowl

PITTSBURGH (4-8)

1957, 13-19 L*
 1968, 41-7 W

1971, 34-21 W*
 1974, 0-30 L
 1975, 10-28 L¹
 1976, 14-40 L^{1*}
 1977, 31-21 W*
 1978, 13-35 L
 1979, 13-17 L
 1980, 17-20 L*
 1983, 13-24 L*
 1984, 17-16 W*

¹AFC Divisional Playoff

ST. LOUIS (4-5)

1961, 16-0 W*
 1964, 47-27 W*
 1968, 27-0 W*
 1972, 3-10 L*
 1976, 17-24 L
 1978, 30-17 W
 1980, 10-17 L*
 1981, 24-35 L*
 1984, 33-34 L*

SAN DIEGO (2-4)

1970, 16-14 W
 1972, 20-23 L*
 1976, 37-21 W
 1981, 14-43 L*
 1982, 26-44 L
 1984, 10-38 L*

SAN FRANCISCO (21-14)

1953, 21-38 L*
 1953, 14-45 L
 1954, 17-13 W*
 1954, 7-10 L
 1955, 26-14 W*
 1955, 24-35 L
 1956, 17-20 L*
 1956, 17-30 L
 1957, 27-21 W*
 1957, 13-17 L
 1958, 35-27 W*
 1958, 12-21 L
 1959, 45-14 W*
 1959, 34-14 W
 1960, 22-30 L*
 1960, 10-34 L
 1961, 20-17 W*

1961, 27-24 W
 1962, 13-21 L*
 1962, 22-3 W
 1963, 20-14 W
 1963, 20-3 W*
 1964, 37-7 W*
 1964, 14-3 W
 1965, 27-24 W*
 1965, 34-28 W
 1966, 36-14 W*
 1966, 30-14 W
 1967, 41-7 W*
 1967, 26-9 W
 1968, 27-10 W*
 1968, 42-14 W
 1969, 21-24 L*
 1969, 17-20 L
 1972, 21-24 L

SEATTLE (2-0)

1977, 29-14 W
 1978, 17-14 W

TAMPA BAY (1-1)

1976, 42-17 W*
 1979, 26-29 L*

WASHINGTON (15-16)

1953, 27-17 W*
 1954, 21-24 L
 1955, 13-14 L*
 1956, 19-17 W*
 1957, 21-17 W
 1958, 35-10 W*
 1959, 24-27 L
 1960, 20-0 W*
 1961, 27-6 W
 1962, 34-21 W*
 1963, 36-20 W
 1964, 45-17 W*
 1965, 38-7 W
 1966, 37-10 W*
 1967, 17-13 W
 1969, 41-17 W*
 1973, 14-22 L
 1977, 10-3 W*
 1978, 21-17 W*
 1981, 14-38 L
 1984, 7-35 L*

COLTS AMONG NFL'S BEST

Since the Colts joined the NFL in 1953, the team has won 226 regular season games, lost 206 and tied 7. Only the Cleveland Browns and the Los Angeles Rams have won more games during that 29-year period. The Browns have 257-173-9 record while the Rams have posted a 239-184-14 mark.

TOP RECORDS SINCE 1953

Cleveland Browns	257-173-9
Los Angeles Rams	239-184-14
Pittsburgh Steelers	226-203-10
COLTS	226-206-7
Dallas Cowboys	223-126-6



NATIONAL FOOTBALL LEAGUE STANDINGS

1953

Western Conference

	W	L	T	Pct.
Detroit	10	2	0	.833
San Francisco	9	3	0	.750
Los Angeles	8	3	1	.727
Chicago Bears	3	8	1	.263
Baltimore	3	9	0	.250
Green Bay	2	9	1	.182

Eastern Conference

	W	L	T	Pct.
Cleveland	11	1	0	.917
Philadelphia	7	4	1	.636
Washington	6	5	1	.545
Pittsburgh	6	6	0	.500
N.Y. Giants	3	9	0	.250
Chicago Cardinals	1	10	1	.091

World Championship Game—DETROIT 17, Cleveland 16.

1954

Western Conference

	W	L	T	Pct.
Detroit	9	2	1	.818
Chicago Bears	8	4	0	.667
San Francisco	7	4	1	.636
Los Angeles	6	5	1	.545
Green Bay	4	8	0	.333
Baltimore	3	9	0	.250

Eastern Conference

	W	L	T	Pct.
Cleveland	9	3	0	.750
Philadelphia	7	4	1	.636
N.Y. Giants	7	5	0	.583
Pittsburgh	5	7	0	.417
Washington	3	9	0	.250
Chicago Cardinals	2	10	0	.167

World Championship Game—CLEVELAND 56, Detroit 10.

1955

Western Conference

	W	L	T	Pct.
Los Angeles	8	3	1	.727
Chicago Bears	8	4	0	.667
Green Bay	6	6	0	.500
Baltimore	5	6	1	.455
San Francisco	4	8	0	.333
Detroit	3	9	0	.250

Eastern Conference

	W	L	T	Pct.
Cleveland	9	2	1	.818
Washington	8	4	0	.667
N.Y. Giants	6	5	1	.545
Philadelphia	4	7	1	.364
Chicago Cardinals	4	7	1	.364
Pittsburgh	4	8	0	.333

World Championship Game—Cleveland 38, LOS ANGELES 14.

1956

Western Conference

	W	L	T	Pct.
Chicago Bears	9	2	1	.818
Detroit	9	3	0	.750
San Francisco	5	6	1	.455
Baltimore	5	7	0	.417
Green Bay	4	8	0	.333
Los Angeles	4	8	0	.333

Eastern Conference

	W	L	T	Pct.
N.Y. Giants	8	3	1	.727
Chicago Cardinals	7	5	0	.583
Washington	6	6	0	.500
Cleveland	5	7	0	.417
Pittsburgh	5	7	0	.417
Philadelphia	3	8	1	.273

World Championship Game—N.Y. GIANTS 47, Chicago Bears 7.

1957

Western Conference

	W	L	T	Pct.
Detroit	8	4	0	.667
San Francisco	8	4	0	.667
Baltimore	7	5	0	.583
Los Angeles	6	6	0	.500
Chicago Bears	5	7	0	.417
Green Bay	3	9	0	.250

Eastern Conference

	W	L	T	Pct.
Cleveland	9	2	1	.818
N.Y. Giants	7	5	0	.583
Pittsburgh	6	6	0	.500
Washington	5	6	1	.455
Philadelphia	4	8	0	.333
Chicago Cardinals	3	9	0	.250

Western Conference Playoff—Detroit 31, SAN FRANCISCO 27.

World Championship Game—DETROIT 59, Cleveland 14.

1958

Western Conference

	W	L	T	Pct.
Baltimore	9	3	0	.750
Chicago Bears	8	4	0	.667
Los Angeles	8	4	0	.667
San Francisco	6	6	0	.500
Detroit	4	7	1	.364
Green Bay	1	10	1	.091

Eastern Conference

	W	L	T	Pct.
N.Y. Giants	9	3	0	.750
Cleveland	9	3	0	.750
Pittsburgh	7	4	1	.636
Washington	4	7	1	.364
Chicago Cardinals	2	9	1	.182
Philadelphia	2	9	1	.182

Eastern Conference Playoff—N.Y. GIANTS 10, Cleveland 0.

World Championship Game—Baltimore 23, N.Y. GIANTS 17. (sudden death).



RESULTS

1959

Western Conference

	W	L	T	Pct.
Baltimore	9	3	0	.750
Chicago Bears	8	4	0	.667
Green Bay	7	5	0	.583
San Francisco	7	5	0	.583
Detroit	3	8	1	.273
Los Angeles	2	10	0	.167

Eastern Conference

	W	L	T	Pct.
N.Y. Giants	10	2	0	.833
Cleveland	7	5	0	.583
Philadelphia	7	5	0	.583
Pittsburgh	6	5	1	.545
Washington	3	9	0	.250
Chicago Cardinals	2	10	0	.167

World Championship Game—BALTIMORE 31, N.Y. Giants 16.

1960

Western Conference

	W	L	T	Pct.
Green Bay	8	4	0	.667
Detroit	7	5	0	.583
San Francisco	7	5	0	.583
Baltimore	6	6	0	.500
Chicago Bears	5	6	1	.455
Los Angeles	4	7	1	.364
Dallas	0	11	1	.000

Eastern Conference

	W	L	T	Pct.
Philadelphia	10	2	0	.833
Cleveland	8	3	1	.727
N.Y. Giants	6	4	2	.600
St. Louis Cardinals	6	5	1	.545
Pittsburgh	5	6	1	.455
Washington	1	9	2	.100

Playoff Bowl—Detroit 17, Cleveland 16, at Miami.

NFL Championship Game—PHILADELPHIA 17, Green Bay 13.

AFL Championship Game—HOUSTON 24, Los Angeles 16.

1961

Western Conference

	W	L	T	Pct.
Green Bay	11	3	0	.786
Detroit	8	5	1	.615
Baltimore	8	6	0	.571
Chicago Bears	8	6	0	.571
San Francisco	7	6	1	.538
Los Angeles	4	10	0	.286
Minnesota	3	11	0	.214

Eastern Conference

	W	L	T	Pct.
N.Y. Giants	10	3	1	.769
Philadelphia	10	4	0	.714
Cleveland	8	5	1	.615
St. Louis Cardinals	7	7	0	.500
Pittsburgh	6	8	0	.429
Dallas	4	9	1	.308
Washington	1	12	1	.077

Playoff Bowl—Detroit 38, Philadelphia 10, at Miami.

NFL Championship Game—GREEN BAY 37, N.Y. Giants 0.

AFL Championship Game—Houston 10, SAN DIEGO 3.

1962

Western Conference

	W	L	T	Pct.
Green Bay	13	1	0	.929
Detroit	11	3	0	.786
Chicago Bears	9	5	0	.643
Baltimore	7	7	0	.500
San Francisco	6	8	0	.429
Minnesota	2	11	1	.154
Los Angeles	1	12	1	.077

Eastern Conference

	W	L	T	Pct.
N.Y. Giants	12	2	0	.857
Pittsburgh	9	5	0	.643
Cleveland	7	6	1	.538
Washington	5	7	2	.417
Dallas	5	8	1	.385
St. Louis Cardinals	4	9	1	.308
Philadelphia	3	10	1	.231

Playoff Bowl—Detroit 17, Pittsburgh 10, at Miami.

NFL Championship Game—Green Bay 16, N.Y. GIANTS 7.

AFL Championship Game—Dallas 20, HOUSTON 17, (sudden death).

1963

Western Conference

	W	L	T	Pct.
Chicago Bears	11	1	2	.917
Green Bay	11	2	1	.846
Baltimore	8	6	0	.571
Detroit	5	8	1	.385
Minnesota	5	8	1	.385
Los Angeles	5	9	0	.357
San Francisco	2	12	0	.143

Eastern Conference

	W	L	T	Pct.
N.Y. Giants	11	3	0	.786
Cleveland	10	4	0	.714
St. Louis Cardinals	9	5	0	.643
Pittsburgh	7	4	3	.636
Dallas	4	10	0	.286
Washington	3	11	0	.214
Philadelphia	2	10	2	.167

Playoff Bowl—Green Bay 40, Cleveland 23, at Miami.

NFL Championship—CHICAGO 14, N.Y. Giants 10.

AFL Championship—SAN DIEGO 51, Boston 10.

1964

Western Conference

	W	L	T	Pct.
Baltimore	12	2	0	.857
Green Bay	8	5	1	.615
Minnesota	8	5	1	.615
Detroit	7	5	2	.583
Los Angeles	5	7	2	.417
Chicago Bears	5	9	0	.357
San Francisco	4	10	0	.286

Eastern Conference

	W	L	T	Pct.
Cleveland	10	3	1	.769
St. Louis Cardinals	9	3	2	.750
Philadelphia	6	8	0	.429
Washington	6	8	0	.429
Dallas	5	8	1	.385
Pittsburgh	5	9	0	.357
N.Y. Giants	2	10	2	.167

Playoff Bowl—St. Louis 24, Green Bay 17, at Miami.

NFL Championship Game—CLEVELAND 27, Baltimore 0.

AFL Championship Game—BUFFALO 20, San Diego 7.

RESULTS



1965

Western Conference

	W	L	T	Pct.
Green Bay	10	3	1	.769
Baltimore	10	3	1	.769
Chicago Bears	9	5	0	.643
San Francisco	7	6	1	.538
Minnesota	7	7	0	.500
Detroit	6	7	1	.462
Los Angeles	4	10	0	.286

Eastern Conference

	W	L	T	Pct.
Cleveland	11	3	0	.786
Dallas	7	7	0	.500
N. Y. Giants	7	7	0	.500
Washington	6	8	0	.429
Philadelphia	5	9	0	.357
St. Louis Cardinals	5	9	0	.357
Pittsburgh	2	12	0	.143

Western Conference Playoff—GREEN BAY 13, **Baltimore 10**, (sudden death).

Playoff Bowl—**Baltimore 35**, Dallas 3, at Miami.

NFL Championship Game—GREEN BAY 23, Cleveland 12.

AFL Championship Game—Buffalo 23, SAN DIEGO 0.

1966

Western Conference

	W	L	T	Pct.
Green Bay	12	2	0	.857
Baltimore	9	5	0	.643
Los Angeles	8	6	0	.571
San Francisco	6	6	2	.500
Chicago	5	7	2	.417
Detroit	4	9	1	.308
Minnesota	4	9	1	.308

Eastern Conference

	W	L	T	Pct.
Dallas	10	3	1	.769
Cleveland	9	5	0	.643
Philadelphia	9	5	0	.643
St. Louis	8	5	1	.615
Washington	7	7	0	.500
Pittsburgh	5	8	1	.385
Atlanta	3	11	0	.214
N. Y. Giants	1	12	1	.077

Playoff Bowl—**Baltimore 20**, Philadelphia 14, at Miami.

NFL Championship Game—Green Bay 34, DALLAS 27.

AFL Championship Game—Kansas City 31, BUFFALO 7.

Super Bowl I—Green Bay (NFL) 35, Kansas City (AFL) 10, at Los Angeles.

1967

Western Conference

Coastal Division

	W	L	T	Pct.
Los Angeles	11	1	2	.917
Baltimore	11	1	2	.917
San Francisco	7	7	0	.500
Atlanta	1	12	1	.077

Central Division

	W	L	T	Pct.
Green Bay	9	4	1	.692
Chicago	7	6	1	.538
Detroit	5	7	2	.417
Minnesota	3	8	3	.273

Eastern Conference

Century Division

	W	L	T	Pct.
Cleveland	9	5	0	.643
New York	7	7	0	.500
St. Louis	6	7	1	.462
Pittsburgh	4	9	1	.308

Capitol Division

	W	L	T	Pct.
Dallas	9	5	0	.643
Philadelphia	6	7	1	.462
Washington	5	6	3	.455
New Orleans	3	11	0	.214

NFL Championship Game—GREEN BAY 21, Dallas 17.

AFL Championship Game—OAKLAND 40, Houston 7.

Super Bowl II—Green Bay (NFL) 33, Oakland (AFL) 14, at Miami.

1968

Western Conference

Coastal Division

	W	L	T	Pct.
Baltimore	13	1	0	.929
Los Angeles	10	3	1	.769
San Francisco	7	6	1	.538
Atlanta	2	12	0	.143

Central Division

	W	L	T	Pct.
Minnesota	8	6	0	.571
Chicago	7	7	0	.500
Green Bay	6	7	1	.462
Detroit	4	8	2	.333

Eastern Conference

Century Division

	W	L	T	Pct.
Cleveland	10	4	0	.714
St. Louis	9	4	1	.692
New Orleans	4	9	1	.308
Pittsburgh	2	11	1	.154

Capitol Division

	W	L	T	Pct.
Dallas	12	2	0	.857
New York	7	7	0	.500
Washington	5	9	0	.357
Philadelphia	2	12	0	.143

NFL Playoff—**BALTIMORE 24**, Minnesota 14.

NFL Championship Game—**Baltimore 34**, CLEVELAND 0.

AFL Championship Game—NEW YORK 27, Oakland 23.

Super Bowl III—New York (AFL) 16, **Baltimore (NFL) 7**, at Miami.

1969

Western Conference

Coastal Division

	W	L	T	Pct.
Los Angeles	11	3	0	.785
Baltimore	8	5	1	.615
Atlanta	6	8	0	.429
San Francisco	4	8	2	.333

Eastern Conference

Century Division

	W	L	T	Pct.
Cleveland	10	3	1	.769
New York	6	8	0	.429
St. Louis	4	9	1	.308
Pittsburgh	1	13	0	.071



RESULTS

Central Division

Capitol Division

	W	L	T	Pct.
Minnesota	12	2	0	.857
Detroit	9	4	1	.692
Green Bay	8	6	0	.571
Chicago	1	13	0	.071

	W	L	T	Pct.
Dallas	11	2	1	.846
Washington	7	5	2	.583
New Orleans	5	9	0	.357
Philadelphia	4	9	1	.308

NFL Championship Game—MINNESOTA 27, Cleveland 7.

AFL Championship Game—Kansas City 17, OAKLAND 7.

Super Bowl IV—Kansas City (AFL) 23, Minnesota (NFL) 7, at New Orleans.

1970

American Conference

National Conference

Eastern Division

Eastern Division

	W	L	T	Pct.
Baltimore	11	2	1	.846
*Miami	10	4	0	.714
N.Y. Jets	4	10	0	.286
Buffalo	3	10	1	.231
Boston	2	12	0	.143

	W	L	T	Pct.
Dallas	10	4	0	.714
N.Y. Giants	9	5	0	.643
St. Louis	8	5	1	.615
Washington	6	8	0	.429
Philadelphia	3	10	1	.231

Central Division

Central Division

	W	L	T	Pct.
Cincinnati	8	6	0	.571
Cleveland	7	7	0	.500
Pittsburgh	5	9	0	.357
Houston	3	10	1	.231

	W	L	T	Pct.
Minnesota	12	2	0	.857
*Detroit	10	4	0	.714
Chicago	6	8	0	.429
Green Bay	6	8	0	.429

Western Division

Western Division

	W	L	T	Pct.
Oakland	8	4	2	.667
Kansas City	7	5	2	.583
San Diego	5	6	3	.455
Denver	5	8	1	.385

	W	L	T	Pct.
San Francisco	10	3	1	.769
Los Angeles	9	4	1	.714
Atlanta	4	8	2	.333
New Orleans	2	11	1	.179

*Qualified for playoffs as best runnerup in conference.

AFC Playoffs—BALTIMORE 17, Cincinnati 0;
OAKLAND 21, Miami 14.

NFC Playoffs—DALLAS 5, Detroit 0;
San Francisco 17, MINNESOTA 14.

AFC Championship Game—BALTIMORE 27,
Oakland 17.

NFC Championship Game—Dallas 17,
SAN FRANCISCO 10.

Super Bowl V—Baltimore 16, Dallas 13, at Miami.

1971

American Conference

National Conference

Eastern Division

Eastern Division

	W	L	T	Pct.
Miami	10	3	1	.769
*Baltimore	10	4	0	.714
N.Y. Jets	6	8	0	.429
New England	6	8	0	.429
Buffalo	1	13	0	.071

	W	L	T	Pct.
Dallas	11	3	0	.786
*Washington	9	4	1	.692
Philadelphia	6	7	1	.462
St. Louis	4	9	1	.308
N.Y. Giants	4	10	0	.286

Central Division

Central Division

	W	L	T	Pct.
Cleveland	9	5	0	.643
Pittsburgh	6	8	0	.429
Houston	4	9	1	.308
Cincinnati	4	10	0	.286

	W	L	T	Pct.
Minnesota	11	3	0	.786
Detroit	7	6	1	.538
Chicago	6	8	0	.429
Green Bay	4	8	2	.333

Western Division

Western Division

	W	L	T	Pct.
Kansas City	10	3	1	.769
Oakland	8	4	2	.667
San Diego	6	8	0	.429
Denver	4	9	1	.308

	W	L	T	Pct.
San Francisco	9	5	0	.643
Los Angeles	8	5	1	.615
Atlanta	7	6	1	.538
New Orleans	4	8	2	.333

*Qualified for playoffs as best runnerup in conference.

AFC Playoffs—Miami 27, KANSAS CITY, 24;
Baltimore 20, CLEVELAND 3.

NFC Playoffs—Dallas 20, MINNESOTA 12;
SAN FRANCISCO 24, Washington 20.

AFC Championship Game—MIAMI 21,
Baltimore 0.

NFC Championship Game—DALLAS 14,
San Francisco 3.

Super Bowl VI—Dallas 24, Miami 3, at New Orleans

1972

American Conference

National Conference

Eastern Division

Eastern Division

	W	L	T	Pct.
Miami	14	0	0	1.000
New York Jets	7	7	0	.500
Baltimore	5	9	0	.357
Buffalo	4	9	1	.321
New England	3	11	0	.214

	W	L	T	Pct.
Washington	11	3	0	.786
*Dallas	10	4	0	.714
New York Giants	8	6	0	.571
St. Louis	4	9	1	.321
Philadelphia	2	11	1	.179

RESULTS



Central Division

	W	L	T	Pct.
Pittsburgh	11	3	0	.786
*Cleveland	10	4	0	.714
Cincinnati	8	6	0	.571
Houston	1	13	0	.071

Western Division

	W	L	T	Pct.
Oakland	10	3	1	.750
Kansas City	8	6	0	.571
Denver	5	9	0	.429
San Diego	4	9	1	.321

*Qualified for playoffs as best runnerup in Conference.

AFC Playoffs—PITTSBURGH 13,
Oakland 7; MIAMI 20, Cleveland 14.

AFC Championship—Miami 21,
PITTSBURGH 17.

Super Bowl VII—Miami 14, Washington 7, at Los Angeles.

Central Division

	W	L	T	Pct.
Green Bay	10	4	0	.714
Detroit	8	5	1	.607
Minnesota	7	7	0	.500
Chicago	4	9	1	.321

Western Division

	W	L	T	Pct.
San Francisco	8	5	1	.607
Atlanta	7	7	0	.500
Los Angeles	6	7	1	.464
New Orleans	2	11	1	.179

NFC Playoffs—Dallas 30,
SAN FRANCISCO 28; WASHINGTON 16,
Green Bay 3.

NFC Championship—WASHINGTON 26,
Dallas 3.

1973

American Conference

Eastern Division

	W	L	T	Pct.
Miami	12	2	0	.857
Buffalo	9	5	0	.643
New England	5	9	0	.357
Baltimore	4	10	0	.286
N.Y. Jets	4	10	0	.286

Central Division

	W	L	T	Pct.
Cincinnati	10	4	0	.714
*Pittsburgh	10	4	0	.714
Cleveland	7	5	2	.571
Houston	1	13	0	.071

Western Division

	W	L	T	Pct.
Oakland	9	4	1	.679
Denver	7	5	2	.571
Kansas City	7	5	2	.571
San Diego	2	11	1	.179

*Qualified for playoffs as best runnerup in Conference.

AFC Playoffs—OAKLAND 33, Pittsburgh 14;
MIAMI 34, Cincinnati 16.

AFC Championship—MIAMI 27,
Oakland 10.

Super Bowl VII—Miami 24, Minnesota 7, at Houston (Rice Stadium).

National Conference

Eastern Division

	W	L	T	Pct.
Dallas	10	4	0	.714
*Washington	10	4	0	.714
Philadelphia	5	8	1	.393
St. Louis	4	9	1	.321
N.Y. Giants	2	11	1	.179

Central Division

	W	L	T	Pct.
Minnesota	12	2	0	.857
Detroit	6	7	1	.464
Green Bay	5	7	2	.429
Chicago	3	11	0	.214

Western Division

	W	L	T	Pct.
Los Angeles	12	2	0	.857
Atlanta	9	5	0	.643
New Orleans	5	9	0	.357
San Francisco	5	9	0	.357

NFC Playoffs—MINNESOTA 27,
Washington 20; DALLAS 27,
Los Angeles 16.

NFC Championship—Minnesota 27,
DALLAS 10.

1974

American Conference

Eastern Division

	W	L	T	Pct.
Miami	11	3	0	.786
*Buffalo	9	5	0	.643
New England	7	7	0	.500
N.Y. Jets	7	7	0	.500
Baltimore	2	12	0	.143

Central Division

	W	L	T	Pct.
Pittsburgh	10	3	1	.750
Cincinnati	7	7	0	.500
Houston	7	7	0	.500
Cleveland	4	10	0	.286

Western Division

	W	L	T	Pct.
Oakland	12	2	0	.857
Denver	7	6	1	.536
Kansas City	5	9	0	.357
San Diego	5	9	0	.357

*Qualified for playoff as wildcard entry.

AFC Playoffs—OAKLAND 28, Miami 26;
PITTSBURGH 32, Buffalo 14.

AFC Championship—Pittsburgh 24,
OAKLAND 13.

Super Bowl IX—Pittsburgh 16, Minnesota 6, at New Orleans (Sugar Bowl).

National Conference

Eastern Division

	W	L	T	Pct.
St. Louis	10	4	0	.714
*Washington	10	4	0	.714
Dallas	8	6	0	.571
Philadelphia	7	7	0	.500
N.Y. Giants	2	12	0	.143

Central Division

	W	L	T	Pct.
Minnesota	10	4	0	.714
Detroit	7	7	0	.500
Green Bay	6	8	0	.429
Chicago	4	10	0	.286

Western Division

	W	L	T	Pct.
Los Angeles	10	4	0	.714
San Francisco	6	8	0	.429
New Orleans	5	9	0	.357
Atlanta	3	11	0	.214

NFC Playoffs—MINNESOTA 30, St. Louis 14;
LOS ANGELES 19, Washington 10.

NFC Championship—MINNESOTA 14,
Los Angeles 10.



RESULTS

1975

American Conference

Eastern Division

	W	L	T	Pct.
Baltimore	10	4	0	.714
Miami	10	4	0	.714
Buffalo	8	6	0	.571
New England	3	11	0	.214
N. Y. Jets	3	11	0	.214

Central Division

	W	L	T	Pct.
Pittsburgh	12	2	0	.857
*Cincinnati	11	3	0	.786
Houston	10	4	0	.714
Cleveland	3	11	0	.214

Western Division

	W	L	T	Pct.
Oakland	11	3	0	.786
Denver	6	8	0	.429
Kansas City	5	9	0	.357
San Diego	2	12	0	.143

*Qualified as wildcard team.

AFC Playoffs—PITTSBURGH 28,

Baltimore 10; OAKLAND 31, Cincinnati 28

AFC Championship—PITTSBURGH 16,

Oakland 10

Super Bowl X—Pittsburgh 21, Dallas 17 at Miami (Orange Bowl)

Pro Bowl—NFC All Stars 23, AFC All Stars 20

National Conference

Eastern Division

	W	L	T	Pct.
St. Louis	11	3	0	.786
*Dallas	10	4	0	.714
Washington	8	6	0	.571
N. Y. Giants	5	9	0	.357
Philadelphia	4	10	0	.286

Central Division

	W	L	T	Pct.
Minnesota	12	2	0	.857
Detroit	7	7	0	.500
Chicago	4	10	0	.286
Green Bay	4	10	0	.286

Western Division

	W	L	T	Pct.
Los Angeles	12	2	0	.857
San Francisco	5	9	0	.357
Atlanta	4	10	0	.286
New Orleans	2	12	0	.143

NFC Playoffs—LOS ANGELES 35,

St. Louis 23; Dallas 17, MINNESOTA 14

NFC Championship—Dallas 37,

LOS ANGELES 7

1976

American Conference

Eastern Division

	W	L	T	Pct.
Baltimore	11	3	0	.786
*New England	11	3	0	.786
Miami	6	8	0	.429
N. Y. Jets	3	11	0	.214
Buffalo	2	12	0	.143

Central Division

	W	L	T	Pct.
Pittsburgh	10	4	0	.714
Cincinnati	10	4	0	.714
Cleveland	9	5	0	.643
Houston	5	9	0	.357

Western Division

	W	L	T	Pct.
Oakland	13	1	0	.929
Denver	9	5	0	.643
San Diego	6	8	0	.429
Kansas City	5	9	0	.357
Tampa Bay	0	14	0	.000

*Qualified as Wildcard Team

AFC Playoffs—OAKLAND 24,

New England 21; Pittsburgh 40,

BALTIMORE 14

AFC Championship—OAKLAND 24,

Pittsburgh 7

Super Bowl XI—Oakland 32, Minnesota 14 at Pasadena (Rose Bowl)

Pro Bowl—AFC All-Stars 24, NFC All-Stars 14

National Conference

Eastern Division

	W	L	T	Pct.
Dallas	11	3	0	.786
*Washington	10	4	0	.714
St. Louis	10	4	0	.714
Philadelphia	4	10	0	.286
NY Giants	3	11	0	.214

Central Division

	W	L	T	Pct.
Minnesota	11	2	1	.821
Chicago	7	7	0	.500
Detroit	6	8	0	.429
Green Bay	5	9	0	.357

Western Division

	W	L	T	Pct.
Los Angeles	10	3	1	.750
San Francisco	8	6	0	.571
Atlanta	4	10	0	.286
New Orleans	4	10	0	.286
Seattle	2	12	0	.143

NFC Playoffs—MINNESOTA 35,

Washington 30; Los Angeles 14,

DALLAS 12

NFC Championship—MINNESOTA 24,

Los Angeles 13

1977

American Conference

Eastern Division

	W	L	T	Pct.
Baltimore	10	4	0	.714
Miami	10	4	0	.714
New England	9	5	0	.643
New York	3	11	0	.214
Buffalo	3	11	0	.214

Central Division

	W	L	T	Pct.
Pittsburgh	9	5	0	.643
Houston	8	6	0	.571
Cincinnati	8	6	0	.571
Cleveland	6	8	0	.429

National Conference

Eastern Division

	W	L	T	Pct.
Dallas	12	2	0	.857
Washington	9	5	0	.643
St. Louis	7	7	0	.500
Philadelphia	5	9	0	.357
NY Giants	5	9	0	.357

Central Division

	W	L	T	Pct.
Minnesota	9	5	0	.643
*Chicago	9	5	0	.643
Detroit	6	8	0	.429
Green Bay	4	10	0	.286
Tampa Bay	2	12	0	.143

RESULTS



Western Division

	W	L	T	Pct.
Denver	12	2	0	.857
*Oakland	11	3	0	.786
San Diego	7	7	0	.500
Seattle	5	9	0	.357
Kansas City	2	12	0	.143

*Qualified as Wildcard Team

AFC Playoffs—Oakland 37, Baltimore 31;
DENVER 34, Pittsburgh 21
AFC Championship—DENVER 20,
Oakland 17

Super Bowl XII—Dallas 27, Denver 10 at New Orleans (Superdome)
Pro Bowl—NFC All-Stars 14, AFC All-Stars 13

Western Division

	W	L	T	Pct.
Los Angeles	10	4	0	.714
Atlanta	5	9	0	.357
San Francisco	7	7	0	.500
New Orleans	3	11	0	.214

NFC Playoffs—DALLAS 37, Chicago 7,
Minnesota 14, LOS ANGELES 7
NFC Championship—DALLAS 23,
Minnesota 6

1978

American Conference

Eastern Division

	W	L	T	Pct.
New England*	11	5	0	.688
Miami #	11	5	0	.688
N.Y. Jets	8	8	8	.500
Buffalo	5	11	0	.313
Baltimore	5	11	0	.313

Central Division

	W	L	T	Pct.
Pittsburgh*	14	2	0	.875
Houston #	10	6	0	.625
Cleveland	8	8	0	.500
Cincinnati	4	12	0	.250

Western Division

	W	L	T	Pct.
Denver*	10	6	0	.625
Oakland	9	7	0	.563
Seattle	9	7	0	.563
San Diego	9	7	0	.563
Kansas City	4	12	0	.250

* Divisional Champions

AFC Wildcard—Houston 17, MIAMI 9
AFC Play-off—PITTSBURGH 33, Denver 10;
Houston 31, NEW ENGLAND 14
AFC Championship—PITTSBURGH 34,
Houston 5

Super Bowl XIII—Pittsburgh 35, Dallas 31 at Miami (Orange Bowl)
Pro Bowl—NFC All-Stars 13, AFC All-Stars 7

National Conference

Eastern Division

	W	L	T	Pct.
Dallas*	12	4	0	.750
Philadelphia #	9	7	0	.563
Washington	8	8	0	.500
St. Louis	6	10	0	.375
N.Y. Giants	6	10	0	.375

Central Division

	W	L	T	Pct.
Minnesota*	8	7	1	.531
Green Bay	8	7	1	.531
Detroit	7	9	0	.438
Chicago	7	9	0	.438
Tampa Bay	5	11	0	.313

Western Division

	W	L	T	Pct.
Los Angeles*	12	4	0	.750
Atlanta #	9	7	0	.563
New Orleans	7	9	0	.438
San Francisco	2	14	0	.125

Wildcard Teams

NFC Wildcard—ATLANTA 14, Philadelphia 13
NFC Play-off—DALLAS 27, Atlanta 20;
LOS ANGELES 34, Minnesota 10
NFC Championship—DALLAS 28,
Los Angeles 0

1979

American Conference

Eastern Division

	W	L	T	Pct.
Miami*	10	6	0	.625
New England	9	7	0	.563
N.Y. Jets	8	8	0	.500
Buffalo	7	9	0	.438
Baltimore	5	11	0	.313

Central Division

	W	L	T	Pct.
Pittsburgh*	12	4	0	.750
Houston#	11	5	0	.688
Cleveland	9	7	0	.563
Cincinnati	4	12	0	.250

Western Division

	W	L	T	Pct.
San Diego*	12	4	0	.750
Denver#	10	6	0	.625
Seattle	9	7	0	.563
Oakland	9	7	0	.563
Kansas City	7	9	0	.438

* Divisional Champions

AFC Wildcard—HOUSTON 13,
Denver 7
AFC Playoffs—Houston 17, SAN DIEGO 14;
PITTSBURGH 34, Miami 14

National Conference

Eastern Division

	W	L	T	Pct.
Dallas*	11	5	0	.688
Philadelphia#	11	5	0	.688
Washington	10	6	0	.625
N.Y. Giants	6	10	0	.375
St. Louis	5	11	0	.313

Central Division

	W	L	T	Pct.
Tampa Bay*	10	6	0	.625
Chicago#	10	6	0	.625
Minnesota	7	9	0	.438
Green Bay	5	11	0	.313
Detroit	2	14	0	.125

Western Division

	W	L	T	Pct.
Los Angeles*	9	7	0	.563
New Orleans	8	8	0	.500
Atlanta	6	10	0	.375
San Francisco	2	14	0	.125

Wildcard Teams

NFC Wildcard—PHILADELPHIA 27,
Chicago 17
NFC Playoffs—TAMPA BAY 24,
Philadelphia 17, Los Angeles 21,
DALLAS 19



RESULTS

AFC Championship—PITTSBURGH 27,
Houston 13

NFC Championship—Los Angeles 9,
TAMPA BAY 0

Super Bowl XIV—Pittsburgh 31, Los Angeles 19 at Pasadena (Rose Bowl)

Pro Bowl—NFC All-Stars 37, AFC All-Stars 27

1980

American Conference

Eastern Division

	W	L	T	Pct.
Buffalo*	11	5	0	.688
New England	10	6	0	.625
Miami	8	8	0	.500
Baltimore	7	9	0	.438
N.Y. Jets	4	12	0	.250

Central Division

	W	L	T	Pct.
Cleveland*	11	5	0	.688
Houston*	11	5	0	.688
Pittsburgh	9	7	0	.563
Cincinnati	6	10	0	.375

Western Division

	W	L	T	Pct.
San Diego*	11	5	0	.688
Oakland#	11	5	0	.688
Kansas City	8	8	0	.500
Denver	8	8	0	.500
Seattle	4	12	0	.250

* Divisional Champions

AFC Wildcard—OAKLAND 27, Houston 7

AFC Playoffs—SAN DIEGO 20, Buffalo 14;

Oakland 14, CLEVELAND 12

AFC Championship—Oakland 34,

SAN DIEGO 27

Super Bowl XV—Oakland 27, Philadelphia 10 at New Orleans (Superdome)

Pro Bowl—NFC All-Stars 21, AFC All-Stars 7

National Conference

Eastern Division

	W	L	T	Pct.
Philadelphia*	12	4	0	.750
Dallas#	12	4	0	.750
Washington	6	10	0	.375
St. Louis	5	11	0	.313
N.Y. Giants	4	12	0	.250

Central Division

	W	L	T	Pct.
Minnesota*	9	7	0	.563
Detroit	9	7	0	.563
Chicago	7	9	0	.438
Tampa Bay	5	10	1	.344
Green Bay	5	10	1	.344

Western Division

	W	L	T	Pct.
Atlanta*	12	4	0	.750
Los Angeles#	11	5	0	.688
San Francisco	6	10	0	.375
New Orleans	1	15	0	.063

Wildcard Teams

NFC Wildcard—DALLAS 34, Los Angeles 13

NFC Playoffs—PHILADELPHIA 31,

Minnesota 16; Dallas 30, ATLANTA 27

NFC Championship—PHILADELPHIA 20,

Dallas 7

1981

American Conference

Eastern Division

	W	L	T	Pct.
Miami*	11	4	1	.719
N.Y. Jets#	10	5	1	.656
Buffalo#	10	6	0	.625
Baltimore	2	14	0	.125
New England	2	14	0	.125

Central Division

	W	L	T	Pct.
Cincinnati*	12	4	0	.750
Pittsburgh	8	8	0	.500
Houston	7	9	0	.438
Cleveland	5	11	0	.313

Western Division

	W	L	T	Pct.
San Diego*	10	6	0	.625
Denver	10	6	0	.625
Kansas City	9	7	0	.563
Oakland	7	9	0	.438
Seattle	6	10	0	.375

* Divisional Champions

AFC Wildcard—Buffalo 31,

JETS 27

AFC Playoffs—San Diego 41, MIAMI 38;

CINCINNATI 28, Buffalo 21

AFC Championship—CINCINNATI 27,

San Diego 7

Super Bowl XVI—San Francisco 26, CINCINNATI 21 at Pontiac (Silverdome)

Pro Bowl—AFC All-Stars 16, NFC All-Stars 13

National Conference

Eastern Division

	W	L	T	Pct.
Dallas*	12	4	0	.750
Philadelphia#	10	6	0	.625
N.Y. Giants#	9	7	0	.563
Washington	8	8	0	.500
St. Louis	7	9	0	.438

Central Division

	W	L	T	Pct.
Tampa Bay*	9	7	0	.563
Detroit	8	8	0	.500
Green Bay	8	8	0	.500
Minnesota	7	9	0	.438
Chicago	6	10	0	.375

Western Division

	W	L	T	Pct.
San Francisco*	13	3	0	.813
Atlanta	7	9	0	.438
Los Angeles	6	10	0	.375
New Orleans	4	12	0	.250

Wildcard Teams

NFC Wildcard—NY Giants 27,

PHILADELPHIA 21

NFC Playoffs—DALLAS 38, Tampa Bay 0;

SAN FRANCISCO 38; NY Giants 24,

NFC Championship—SAN FRANCISCO 28,

Dallas 27

1982

American Conference

W L T Pct.

L.A. Raiders*	8	1	0	.889
Miami*	7	2	0	.778
Cincinnati*	7	2	0	.778
Pittsburgh*	6	3	0	.667
San Diego*	6	3	0	.667
N.Y. Jets*	6	3	0	.667
New England*	5	4	0	.556

National Conference

W L T Pct.

Washington*	8	1	0	.889
Dallas*	6	3	0	.667
Green Bay*	5	3	1	.611
Minnesota*	5	4	0	.556
Atlanta*	5	4	0	.556
St. Louis*	5	4	0	.556
Tampa Bay*	5	4	0	.556

RESULTS



Cleveland*	4	5	0	444
Buffalo	4	5	0	444
Seattle	4	5	0	444
Kansas City	3	6	0	333
Denver	2	7	0	222
Houston	1	8	0	111
Baltimore	0	8	1	000

* Clinched Playoffs

Detroit*	4	5	0	444
New Orleans	4	5	0	444
N Y Giants	4	5	0	444
San Francisco	3	6	0	333
Chicago	3	6	0	333
Philadelphia	3	6	0	333
L A Rams	2	7	0	222

SUPER BOWL TOURNAMENT

AFC First Round—MIAMI 28,
New England 13

LOS ANGELES RAIDERS 27, Cleveland 10
New York Jets 44, CINCINNATI 17
San Diego 31, PITTSBURGH 28

AFC Second Round—New York Jets 17,
LOS ANGELES RAIDERS 14

MIAMI 34, San Diego 13

AFC Championship Game—MIAMI 14,
New York Jets 0

Super Bowl XVII—WASHINGTON 27, Miami 17 at Pasadena, California (Rosebowl)

AFC-NFC Pro Bowl—NFC 20, AFC 19 at Honolulu, Hawaii

NFC First Round—WASHINGTON 31,
Detroit 7

GREEN BAY 41, St. Louis 16
MINNESOTA 30, Atlanta 24
DALLAS 30, Tampa Bay 17

NFC Second Round—WASHINGTON 21,
Minnesota 7

DALLAS 37, Green Bay 26

NFC Championship Game—
WASHINGTON 31, Dallas 17

1983

American Conference

Eastern Division

	W	L	T	Pct.
Miami*	12	4	0	.750
New England	8	8	0	.500
Buffalo	8	8	0	.500
Baltimore	7	9	0	.438
N.Y. Jets	7	9	0	.438

Central Division

	W	L	T	Pct.
Pittsburgh*	10	6	0	.625
Cleveland	9	7	0	.563
Cincinnati	7	9	0	.438
Houston	2	14	0	.125

Western Division

	W	L	T	Pct.
L.A. Raiders*	12	4	0	.750
Seattle#	9	7	0	.563
Denver#	9	7	0	.563
San Diego	6	10	0	.375
Kansas City	6	10	0	.375

* Division Champion

AFC Wildcard—SEATTLE 31,
Denver 7

AFC Playoffs—Seattle 27, MIAMI 20;
RAIDERS 38, Pittsburgh 10

AFC Championship—RAIDERS 30,
Seattle 14

National Conference

Eastern Division

	W	L	T	Pct.
Washington*	14	2	0	.875
Dallas#	12	4	0	.750
St. Louis	8	7	1	.531
Philadelphia	5	11	0	.313
N.Y. Giants	3	12	1	.219

Central Division

	W	L	T	Pct.
Detroit*	9	7	0	.563
Green Bay	8	8	0	.500
Chicago	8	8	0	.500
Minnesota	8	8	0	.500
Tampa Bay	2	14	0	.125

Western Division

	W	L	T	Pct.
San Francisco*	10	6	0	.625
L.A. Rams#	9	7	0	.563
New Orleans	8	8	0	.500
Atlanta	7	9	0	.438

Wildcard Teams

NFC Wildcard—Rams 24, DALLAS 17
NFC Playoffs—SAN FRANCISCO 24, Detroit 23

WASHINGTON 51, Rams 7

NFC Championship—WASHINGTON 24,
San Francisco 17

Super Bowl XVIII—RAIDERS 38, Washington 9

AFC-NFC Pro Bowl—NFC 45, AFC 3

1984

American Conference

Eastern Division

	W	L	T	Pct.
Miami*	14	2	0	.875
New England	9	7	0	.563
N.Y. Jets	7	9	0	.438
Indianapolis	4	12	0	.250
Buffalo	2	14	0	.125

Central Division

	W	L	T	Pct.
Pittsburgh*	9	7	0	.563
Cincinnati	8	8	0	.500
Cleveland	5	11	0	.313
Houston	3	13	0	.188

Western Division

	W	L	T	Pct.
Denver*	13	3	0	.813
Seattle#	12	4	0	.750
L.A. Raiders#	11	5	0	.688
Kansas City	8	8	0	.500
San Diego	7	9	0	.438

* Division Champion

National Conference

Eastern Division

	W	L	T	Pct.
Washington*	11	5	0	.688
N.Y. Giants#	9	7	0	.563
St. Louis	9	7	0	.563
Dallas	9	7	0	.563
Philadelphia	6	9	1	.406

Central Division

	W	L	T	Pct.
Chicago*	10	6	0	.625
Green Bay	8	8	0	.500
Tampa Bay	6	10	0	.375
Detroit	4	11	1	.281
Minnesota	3	13	0	.188

Western Division

	W	L	T	Pct.
San Francisco*	15	1	0	.938
L.A. Rams#	10	6	0	.625
New Orleans	7	9	0	.438
Atlanta	4	12	0	.250

* Wildcard Teams



RESULTS/SCHEDULES

*Wild Card Playoff Team

NOTE: N.Y. Giants clinched Wild Card based on 3-1 record vs. St. Louis 2-2 and Cowboys 1-3. St. Louis finished ahead of Dallas based on better division record 5-3 to 3-5.

AFC First Round—SEATTLE 13,
Los Angeles Raiders 7

AFC Divisional Playoff—MIAMI 31,
Seattle 10

AFC Divisional Playoff—Pittsburgh 24,
DENVER 17

AFC Championship Game—MIAMI 45,
Pittsburgh 28

Super Bowl XIX—SAN FRANCISCO (NFC) 38, Miami (AFC) 16

AFC-NFC Pro Bowl—AFC 22, NFC 14

NFC First Round—New York Giants 16,
LOS ANGELES RAMS 13

NFC Divisional Playoff—SAN FRANCISCO 21,
New York Giants 10

NFC Divisional Playoff—Chicago 23,
WASHINGTON 19

NFC Championship Game—
SAN FRANCISCO 23, Chicago 0

1985 NFL PRESEASON SCHEDULE

(All Times Local)

SATURDAY, AUGUST 3

Hall of Fame Game 2:30
Houston (AFC) vs. New York Giants
(NFC)
Canton, Ohio (ABC-TV)

FRIDAY, AUGUST 9 (First Weekend)

Chicago at St. Louis 7:30

SATURDAY, AUGUST 10

Buffalo at Detroit 8:00
Cleveland at San Diego 6:00
Green Bay at Dallas 8:00
Houston at Los Angeles Rams 7:00
Kansas City at Cincinnati 7:00
Minnesota at Miami 8:00
New Orleans at New England 3:30
New York Giants at Denver 7:00
Philadelphia at New York Jets 8:30
Pittsburgh at Tampa Bay 8:00
San Francisco at Los Angeles Raiders 6:00
Seattle at Indianapolis 7:30
Washington at Atlanta 8:00

THURSDAY, AUGUST 15 (Second Weekend)

St. Louis at Los Angeles Rams 7:00

FRIDAY, AUGUST 16

Detroit at Seattle 7:30

SATURDAY, AUGUST 17

Atlanta at Tampa Bay 8:00
Buffalo at Miami 8:00
Dallas at San Diego (CBS-TV) 6:00
Green Bay at New York Giants 8:00
Houston at New Orleans 7:00
Indianapolis at Chicago 6:00
New England at Kansas City 7:30
New York Jets at Cincinnati 7:00
Philadelphia at Cleveland 7:30
Pittsburgh at Minnesota 7:00

SUNDAY, AUGUST 18

Washington at Los Angeles Raiders
(NBC-TV) 1:00

MONDAY, AUGUST 19

Denver at San Francisco (ABC-TV) 6:00

FRIDAY, AUGUST 23 (Third Weekend)

Cincinnati at Detroit 8:00
New England at Washington 8:00
Pittsburgh at St. Louis 7:30

SATURDAY, AUGUST 24

Atlanta vs. Green Bay at Milwaukee 7:00
Cleveland at Buffalo 6:00
Indianapolis at Denver 7:00
Kansas City at Houston 8:00
Los Angeles Rams vs. Philadelphia 7:30
Miami at Los Angeles Raiders (NBC-TV) 6:00
New York Jets at New York Giants 8:00
Tampa Bay at New Orleans 7:00
San Diego at San Francisco (CBS-TV) 12:00
Seattle at Minnesota 7:00

MONDAY, AUGUST 26

Chicago at Dallas (ABC-TV) 7:00

THURSDAY, AUGUST 29 (Fourth Weekend)

Detroit at Philadelphia 7:30

FRIDAY, AUGUST 30

Cincinnati at Indianapolis 7:30
Los Angeles Raiders at Cleveland 7:30
Miami at Atlanta 8:00
Minnesota at Denver 7:00
New Orleans at San Diego 7:00
New York Giants at Pittsburgh 7:30
San Francisco at Seattle (NBC-TV) 6:00
Washington at Tampa Bay 8:00

SATURDAY, AUGUST 31

Buffalo at Chicago 6:00
Houston at Dallas (CBS-TV) 8:00
New England at Los Angeles Rams 7:00
New York Jets at Green Bay 7:00
St. Louis at Kansas City 7:30



1985 NATIONAL FOOTBALL LEAGUE SCHEDULE
(All times local to game site)

SUNDAY, SEPTEMBER 8
(First Weekend)

Kickoff

Denver at Los Angeles Rams	1:00
Detroit at Atlanta	1:00
Green Bay at New England	1:00
Indianapolis at Pittsburgh	1:00
Kansas City at New Orleans	12:00
Miami at Houston	12:00
New York Jets at Los Angeles Raiders	1:00
Philadelphia at New York Giants	1:00
St. Louis at Cleveland	1:00
San Diego at Buffalo	4:00
San Francisco at Minnesota	12:00
Seattle at Cincinnati	1:00
Tampa Bay at Chicago	12:00

MONDAY, SEPTEMBER 9

Washington at Dallas	8:00
----------------------	------

THURSDAY, SEPTEMBER 12
(Second Weekend)

Los Angeles Raiders at Kansas City	7:00
------------------------------------	------

SUNDAY, SEPTEMBER 15

Atlanta at San Francisco	1:00
Buffalo at New York Jets	1:00
Cincinnati at St. Louis	12:00
Dallas at Detroit	1:00
Houston at Washington	1:00
Indianapolis at Miami	1:00
Los Angeles Rams at Philadelphia	1:00
Minnesota at Tampa Bay	4:00
New England at Chicago	12:00
New Orleans at Denver	2:00
New York Giants at Green Bay	3:00
Seattle at San Diego	1:00

MONDAY, SEPTEMBER 16

Pittsburgh at Cleveland	9:00
-------------------------	------

THURSDAY, SEPTEMBER 19
(Third Weekend)

Chicago at Minnesota	7:00
----------------------	------

SUNDAY, SEPTEMBER 22

Cleveland at Dallas	12:00
Denver at Atlanta	1:00
Detroit at Indianapolis	12:00
Houston at Pittsburgh	1:00
Kansas City at Miami	4:00
New England at Buffalo	1:00
New York Jets vs. Green Bay at Milwaukee	3:00
Philadelphia at Washington	1:00
St. Louis at New York Giants	1:00
San Diego at Cincinnati	1:00
San Francisco at Los Angeles Raiders	1:00
Tampa Bay at New Orleans	12:00

MONDAY, SEPTEMBER 23

Los Angeles Rams at Seattle	6:00
-----------------------------	------

SUNDAY, SEPTEMBER 29
(Fourth Weekend)

Atlanta at Los Angeles Rams	1:00
-----------------------------	------

Cleveland at San Diego	1:00
Dallas at Houston	12:00
Green Bay at St. Louis	12:00
Indianapolis at New York Jets	4:00
Los Angeles Raiders at New England	1:00
Miami at Denver	2:00
Minnesota at Buffalo	1:00
New Orleans at San Francisco	1:00
New York Giants at Philadelphia	1:00
Seattle at Kansas City	12:00
Tampa Bay at Detroit	1:00
Washington at Chicago	12:00

MONDAY, SEPTEMBER 30

Cincinnati at Pittsburgh	9:00
--------------------------	------

SUNDAY, OCTOBER 6
(Fifth Weekend)

Buffalo at Indianapolis	12:00
Chicago at Tampa Bay	1:00
Dallas at New York Giants (night)	8:00
Detroit at Green Bay	12:00
Houston at Denver	2:00
Kansas City at Los Angeles Raiders	1:00
Minnesota at Los Angeles Rams	1:00
New England at Cleveland	1:00
New York Jets at Cincinnati	4:00
Philadelphia at New Orleans	12:00
Pittsburgh at Miami	1:00
San Diego at Seattle	1:00
San Francisco at Atlanta	1:00

MONDAY, OCTOBER 7

St. Louis at Washington	9:00
-------------------------	------

SUNDAY, OCTOBER 13
(Sixth Weekend)

Atlanta at Seattle	1:00
Buffalo at New England	1:00
Chicago at San Francisco	1:00
Cleveland at Houston	12:00
Denver at Indianapolis	12:00
Detroit at Washington	1:00
Kansas City at San Diego	1:00
Los Angeles Rams at Tampa Bay	1:00
Minnesota vs. Green Bay at Milwaukee	12:00
New Orleans at Los Angeles Raiders	1:00
New York Giants at Cincinnati	1:00
Philadelphia at St. Louis	12:00
Pittsburgh at Dallas	12:00

MONDAY, OCTOBER 14

Miami at New York Jets	9:00
------------------------	------

SUNDAY, OCTOBER 20
(Seventh Weekend)

Cincinnati at Houston	12:00
Dallas at Philadelphia	1:00
Indianapolis at Buffalo	1:00
Los Angeles Raiders at Cleveland	1:00
Los Angeles Rams at Kansas City	12:00
New Orleans at Atlanta	1:00
New York Jets at New England	4:00
St. Louis at Pittsburgh	1:00



SCHEDULES

San Diego at Minnesota	12:00
San Francisco at Detroit	1:00
Seattle at Denver	2:00
Tampa Bay at Miami	4:00
Washington at New York Giants	1:00

MONDAY, OCTOBER 21

Green Bay at Chicago	8:00
----------------------	------

SUNDAY, OCTOBER 27 (Eighth Weekend)

Atlanta at Dallas	12:00
Buffalo at Philadelphia	1:00
Denver at Kansas City	12:00
Green Bay at Indianapolis	1:00
Houston at St. Louis	12:00
Miami at Detroit	1:00
Minnesota at Chicago	12:00
New England at Tampa Bay	1:00
New York Giants at New Orleans	3:00
Pittsburgh at Cincinnati	4:00
San Francisco at Los Angeles Rams	1:00
Seattle at New York Jets	1:00
Washington at Cleveland	1:00

MONDAY, OCTOBER 28

San Diego at Los Angeles Raiders	6:00
----------------------------------	------

SUNDAY, NOVEMBER 3 (Ninth Weekend)

Chicago at Green Bay	12:00
Cincinnati at Buffalo	1:00
Cleveland at Pittsburgh	1:00
Denver at San Diego	1:00
Detroit at Minnesota	12:00
Kansas City at Houston	12:00
Los Angeles Raiders at Seattle	1:00
Miami at New England	1:00
New Orleans at Los Angeles Rams	1:00
New York Jets at Indianapolis	4:00
Philadelphia at San Francisco	1:00
Tampa Bay at New York Giants	1:00
Washington at Atlanta	1:00

MONDAY, NOVEMBER 4

Dallas at St. Louis	8:00
---------------------	------

SUNDAY, NOVEMBER 10 (Tenth Weekend)

Atlanta at Philadelphia	1:00
Cleveland at Cincinnati	1:00
Dallas at Washington	4:00
Detroit at Chicago	12:00
Green Bay at Minnesota	12:00
Houston at Buffalo	1:00
Indianapolis at New England	1:00
Los Angeles Raiders at San Diego	1:00
Los Angeles Rams at New York Giants	1:00
New York Jets at Miami	4:00
Pittsburgh at Kansas City	12:00
St. Louis at Tampa Bay	1:00
Seattle at New Orleans	12:00

MONDAY, NOVEMBER 11

San Francisco at Denver	7:00
-------------------------	------

SUNDAY, NOVEMBER 17 (Eleventh Weekend)

Buffalo at Cleveland	1:00
Chicago at Dallas	12:00
Cincinnati at Los Angeles Raiders	1:00
Kansas City at San Francisco	1:00
Los Angeles Rams at Atlanta	1:00
Miami at Indianapolis	1:00
Minnesota at Detroit	4:00
New England at Seattle	1:00
New Orleans vs. Green Bay at Milwaukee	12:00
Pittsburgh at Houston	12:00
St. Louis at Philadelphia	1:00
San Diego at Denver	2:00
Tampa Bay at New York Jets	1:00

MONDAY, NOVEMBER 18

New York Giants at Washington	9:00
-------------------------------	------

MONDAY, NOVEMBER 24 (Twelfth Weekend)

Atlanta at Chicago	12:00
Cincinnati at Cleveland	1:00
Denver at Los Angeles Raiders	1:00
Detroit at Tampa Bay	1:00
Green Bay at Los Angeles Rams	1:00
Indianapolis at Kansas City	3:00
Miami at Buffalo	1:00
New England at New York Jets	1:00
New Orleans at Minnesota	12:00
New York Giants at St. Louis	3:00
Philadelphia at Dallas	3:00
San Diego at Houston	12:00
Washington at Pittsburgh	1:00

MONDAY, NOVEMBER 25

Seattle at San Francisco	6:00
--------------------------	------

THURSDAY, NOVEMBER 28 (Thirteenth Weekend) (Thanksgiving Day)

New York Jets at Detroit	12:30
St. Louis at Dallas	3:00

SUNDAY, DECEMBER 1

Buffalo at San Diego	1:00
Cleveland at New York Giants	1:00
Denver at Pittsburgh	1:00
Houston at Cincinnati	1:00
Kansas City at Seattle	1:00
Los Angeles Raiders at Atlanta	4:00
Los Angeles Rams at New Orleans	12:00
Minnesota at Philadelphia	1:00
New England at Indianapolis	1:00
San Francisco at Washington	4:00
Tampa Bay at Green Bay	12:00

MONDAY, DECEMBER 2

Chicago at Miami	9:00
------------------	------

SUNDAY, DECEMBER 8 (Fourteenth Weekend)

Atlanta at Kansas City	12:00
Cleveland at Seattle	1:00
Dallas at Cincinnati	1:00
Detroit at New England	1:00
Indianapolis at Chicago	12:00

SCHEDULES/STADIUMS



Los Angeles Raiders at Denver	2:00
Miami at Green Bay	12:00
New Orleans at St. Louis	12:00
New York Giants at Houston	3:00
New York Jets at Buffalo	1:00
Tampa Bay at Minnesota	3:00
Washington at Philadelphia	1:00
Pittsburgh at San Diego	6:00

MONDAY, DECEMBER 9

Los Angeles Rams at San Francisco	6:00
-----------------------------------	------

SATURDAY, DECEMBER 14 (Fifteenth Weekend)

Chicago at New York Jets	12:30
Kansas City at Denver	2:00

SUNDAY, DECEMBER 15

Buffalo at Pittsburgh	1:00
Cincinnati at Washington	1:00
Green Bay at Detroit	1:00
Houston at Cleveland	1:00
Indianapolis at Tampa Bay	1:00
Minnesota at Atlanta	1:00
New York Giants at Dallas	12:00
Philadelphia at San Diego	1:00
St. Louis at Los Angeles Rams	1:00
San Francisco at New Orleans	12:00
Seattle at Los Angeles Raiders	1:00

MONDAY, DECEMBER 16

New England at Miami	9:00
----------------------	------

FRIDAY, DECEMBER 20 (Sixteenth Weekend)

Denver at Seattle	5:00
-------------------	------

SATURDAY, DECEMBER 21

Pittsburgh at New York Giants	12:30
Washington at St. Louis	3:00

SUNDAY, DECEMBER 22

Atlanta at New Orleans	12:00
Buffalo at Miami	1:00
Chicago at Detroit	1:00
Cincinnati at New England	1:00
Cleveland at New York Jets	1:00
Dallas at San Francisco	1:00
Green Bay at Tampa Bay	1:00
Houston at Indianapolis	4:00
Philadelphia at Minnesota	12:00
San Diego at Kansas City	12:00

MONDAY, DECEMBER 23

Los Angeles Raiders at Los Angeles Rams	6:00
---	------

NFL STADIUMS

American Football Conference

Club	Stadium	Capacity	Playing Surface
Buffalo	Rich Stadium	80,020	Astroturf
Cincinnati	Riverfront Stadium	59,754	Astroturf
Cleveland	Cleveland Stadium	80,322	Grass
Denver	Denver Mile High Stadium	75,103	Grass (PAT)
Houston	Astrodome	50,452	Astroturf
Indianapolis	Hoosier Dome	60,127	Astroturf
Kansas City	Arrowhead	78,067	Tartan Turf
Miami	Orange Bowl	75,459	Grass (PAT)
New England	Sullivan Stadium	61,297	Super Turf
New York	Giants Stadium	76,891	Astroturf
L.A. Raiders	Los Angeles Memorial Coliseum	101,603	Grass
Pittsburgh	Three Rivers Stadium	54,000	Tartan Turf
San Diego	San Diego-Jack Murphy Stadium	52,675	Grass
Seattle	Kingdome	64,757	Astroturf

National Football Conference

Atlanta	Atlanta-Fulton County	60,748	Grass
Chicago	Soldier Field	68,000	Astroturf
Dallas	Texas Stadium	65,101	Tartan Turf
Detroit	Pontiac Silverdome	80,638	Astroturf
Green Bay	Lambeau Field	56,194	Grass
	Milwaukee County Stadium	55,963	Grass
L.A. Rams	Anaheim Stadium	69,045	Grass
Minnesota	Hubert H. Humphrey Metrodome	62,200	Super Turf
New Orleans	Louisiana Superdome	71,330	Astroturf
New York	Giants Stadium	76,891	Astroturf
Philadelphia	Veterans Stadium	71,529	Astroturf
St. Louis	Busch Memorial Stadium	51,392	Astroturf
San Francisco	Candlestick Park	61,185	Grass
Tampa Bay	Tampa Stadium	72,126	Grass
Washington	Robert F. Kennedy Mem. Stadium	55,045	Grass (PAT)



HOOSIER DOME



The Hoosier Dome, built at a cost of \$77.5 million, is the home of the Indianapolis Colts.

Begun as an act of faith in 1981, when NFL football in Indianapolis was still just a gleam in the city's eye, both the public and private sectors joined in the thrust to build one of America's finest sports arenas.

A one-percent restaurant food and beverage tax in Marion County paid a major portion of the municipal bond which funded the bulk of the construction costs. The project was aided in its early stages by a \$25 million commitment from the Eli Lilly pharmaceutical firm, and by a \$5 million boost from the Krannert charitable trust.

The Dome is adjacent to the Indianapolis Convention Center, which was built in 1972. Those two buildings, now joined, give Indianapolis one of the most unique sports and convention centers in the country, featuring 300,000 square feet of column-free exhibition space. The buildings are maintained at a temperature in the low 70s year-round.

In height, the Dome is equivalent to a 19-story building. The roof stands 193 feet from the Dome floor.

The football surface in the Dome is Astro Turf, rolled out in 28 sections fastened by a DuoLock (Velcro-like) strip on each piece. It takes approximately 12 hours to position the surface on the concrete floor.

The Dome capacity for football is 60,127. Ninety-seven luxury box suites ring the top of the lower level, and the press box on the south side of that level can accommodate 127 media members comfortably.

INDIANAPOLIS COLTS CHEERLEADERS

For the second year, the Indianapolis Colts are pleased to present an exciting group of young ladies who are as talented as they are attractive. The Indianapolis Colts Cheerleaders perform this season, thanks to Blue Cross/Blue Shield and Glemby Inc. Director Meg Irsay and Choreographer Jennifer Herron have been working daily in preparing an exciting, dynamic dance group to entertain football fans and non-fans alike. The open auditions held in April attracted girls from Indiana and surrounding areas.

The 38-member cheerleading squad also participates in charitable appearances which benefit the community and the girls themselves. Anyone interested in securing an appearance may contact Meg Irsay at the Colts Public Relations office.



THE COLTS ARE ON!



13

WTHR



COLD CUTS
and
BREAST OF TURKEY



team up to salute the

COLTS



It took **Louis Rich™** to
make turkey so right.™