

1997 Media Guide
INDIANAPOLIS COLTS™



14TH SEASON IN INDIANAPOLIS





Get all the benefits of your Marsh® Fresh I·D·E·A Card® and a Visa® card combined into one.

It's the credit card that earns you FREE groceries, and does a whole lot more.

Now when you choose plastic, you'll also get paper in the form of a 1% rebate in Marsh Dollars that can be redeemed for FREE groceries at any Marsh Supermarket. You'll earn Marsh Dollars on every purchase you make with your Fresh IDEA Visa Card, every place you use it.

For example, purchase airline tickets at your travel agent, and you'll earn Marsh Dollars to cruise our aisles. Or buy a sweater at the mall and earn Marsh Dollars for some hot deals on groceries. In fact, you'll earn a 1% rebate on any purchase at more than 12 million acceptance locations for Visa worldwide, including Marsh.

APPLICATIONS AVAILABLE AT STORE OFFICE

SEASON SCHEDULE

INDIANAPOLIS COLTS 1997 SEASON SCHEDULE

Date	Opponent	Time
PRESEASON		
Friday, August 1	CINCINNATI BENGALS	6:30 p.m.
Saturday, August 9	@ San Diego Chargers	9:00 p.m.
Saturday, August 16	@ Seattle Seahawks	9:00 p.m.
Thursday, August 21	DETROIT LIONS	7:30 p.m.
REGULAR SEASON		
Sunday, August 31	@ Miami Dolphins	12:00 p.m.
Sunday, September 7	NEW ENGLAND PATRIOTS	12:00 p.m.
Sunday, September 14	SEATTLE SEAHAWKS	3:00 p.m.
Sunday, September 21	@ Buffalo Bills	3:00 p.m.
Sunday, September 28	Open Date	
Sunday, October 5	NEW YORK JETS	3:00 p.m.
Sunday, October 12	@ Pittsburgh Steelers	7:00 p.m.
Monday, October 20	BUFFALO BILLS	8:00 p.m.
Sunday, October 26	@ San Diego Chargers	4:00 p.m.
Sunday, November 2	TAMPA BAY BUCCANEERS	1:00 p.m.
Sunday, November 9	CINCINNATI BENGALS	1:00 p.m.
Sunday, November 16	GREEN BAY PACKERS	1:00 p.m.
Sunday, November 23	@ Detroit Lions	1:00 p.m.
Sunday, November 30	@ New England Patriots	1:00 p.m.
Sunday, December 7	@ New York Jets	4:00 p.m.
Sunday, December 14	MIAMI DOLPHINS	1:00 p.m.
Sunday, December 21	@ Minnesota Vikings	1:00 p.m.

HOME GAMES

All Times Local to Indianapolis

INDEX

Alumni	131-137	Overtime History	137
Biographies:		Records:	
Administration/Scouts	16-19	Attendance	153-154
Assistant Coaches	7-14	Individual	155-174
Chernoff, Michael	4	Seasonal	193-194
Draft Choices	80-83	Team	175-189
Infante, Lindy	6	Results:	
Irsay, Jim	3	Preseason	197-200
Tobin, Bill	4	Regular Season	201-247
Veteran Players	20-79	Review of 1996:	
Building the Colts	146	Game Summaries	85-97
Championship		Statistics:	
Games	125-130	Individual	100,103-105
Colts Lasts	195	Team	101-102
Draft History	138-146	Roster	Insert
Free Agency	152	Schedule:	
Hall of Fame Colts	114-116	Colts	1
History of the Colts	106-112	NFL	254-256
Honors	117-124	Series Records	248-253
In Memoriam	113	Trade History	147-151
League Contacts	84	NFL Stadiums	124

The Colts' logo and the name Indianapolis Colts are trademarks of the Indianapolis Colts, Inc.

DIRECTORY

INDIANAPOLIS COLTS ADMINISTRATION

ADMINISTRATION

James Irsay, Owner and CEO
Michael G. Chernoff, Executive Vice President and Chief Financial Officer
Bill Tobin, Vice President and Director of Football Operations
Bob Terpening, Vice President
Pete Ward, Executive Director of Operations

FINANCE

Kurt Humphrey, Controller
Dave Filar, Purchasing Administrator
Beverly Slater, Accounting Assistant
Mary Clugston, Accounting Assistant

PUBLIC RELATIONS

Craig Kelley, Director of Public Relations
Todd Stewart, Assistant Director of Public Relations
Nicole Kucharski, Community Relations Manager
Pam Humphrey, Public Relations Assistant

TICKET OPERATIONS AND SALES

Larry Hall, Director of Ticket Operations and Sales
Sheila Sharp, Assistant Director of Ticket Operations
Greg Hylton, Group Sales Manager
Angie Wellman, Group Sales Account Executive
Jett Gray, Ticket Operations Assistant
Bob Parenteau, Ticket Operations Assistant

CORPORATE SALES

Rene Longoria, Director of Corporate Sales
Todd Melloh, Corporate Sales Account Manager
Jay Souers, Corporate Sales Account Manager
Heather Phillips, Corporate Sales Associate

MARKETING

Pat Coyle, Director of Marketing
Kristi Dorman, Marketing Assistant

ADMINISTRATION STAFF

Barbara Allison, Executive Secretary to Owner
Ken Heague, Special Assistant to Owner
Traci Morgan, Operations Assistant
Carol Ballinger, Receptionist/Assistant
George Kirkland, Building/Grounds
Wade Smith, Building/Grounds
Khahn Nguyen, Mail Clerk/Office Assistant
Todd Hanson, Building/Grounds
Evie Anderson, Administrative Assistant

COACHING STAFF

Lindy Infante, Head Coach
Tom Batta, Tight Ends, Quality Control
Greg Blache, Defensive Line
Ron Blackledge, Offensive Line
Chuck Bresnahan, Linebackers
Charlie Davis, Assistant to the Offensive Line Coach
Buddy Geis, Assistant Quarterbacks, Offensive Assistant
Gene Huey, Running Backs
Jim Johnson, Defensive Coordinator
Hank Kuhlmann, Special Teams
Jay Robertson, Defensive Assistant
Jimmy Robinson, Wide Receivers
Pat Thomas, Secondary
Tom Zupancic, Strength and Conditioning
Cathy Catellier, Coaching Assistant
Susie Peters, Coaching Assistant

PERSONNEL

Clyde Powers, Director of Pro Player Personnel
George Boone, Director of College Player Personnel
Nesby Glasgow, Pro Scout
John Goeller, Area Scout
Mike Butler, Area Scout
Duke Tobin, Area Scout
Ron Toman, Area Scout
Byron Lusby, Jr., Area Scout
Paul Roell, BLESTO Scout
Ken Geiger, Consultant
Debbie Finn, Personnel Assistant
Sue Kelly, Personnel Assistant

MEDIAL STAFF

Hunter Smith, Head Athletic Trainer
Dave Hammer, Assistant Athletic Trainer
Dave Walston, Assistant Athletic Trainer
Donald Shelbourne, MD, Team Physician and Orthopedic Surgeon
Arthur C. Rettig, MD, Orthopedic Surgeon
Doug Robertson, MD, Physician

VIDEO

Marty Heckscher, Video Director
John Starliper, Assistant Video Director

EQUIPMENT

Jon Scott, Equipment Manager
Mike Mays, Assistant Equipment Manager

INDIANAPOLIS COLTS

PO Box 535000
Indianapolis, IN 46253
(317) 297-2658—Switchboard
(317) 297-7000—Ticket Office
(317) 297-8971—Fax
(317) 388-0982—PR Fax

The 1997 Media Guide was compiled by the Colts' Public Relations Department and is meant to serve as an information source for the media and NFL fans. Information contained herein was compiled by current and previous Colts Public Relations staffs. Editorial assistance, Terry Musolf, John Turney, Joe Cronin, Joe Horrigan, Elias Sports Bureau. The cover reflects images of 13 prior Colts seasons in Indianapolis, including Robert Irsay (1923-1997), the founder of an NFL tradition in the State of Indiana. Printing by Sport Graphics. Cover design by Jennifer DeLeonardis. Layout by Cindy Reed. Photographs by Don Larson.

JIM IRSAY

Owner and Chief Executive Officer

The 1997 season marks Jim Irsay's first as Owner and Chief Executive Officer of the Indianapolis Colts. Long respected for his integrity, vision and commitment to winning, Irsay, 38, stands as the youngest owner in the National Football League.

Jim Irsay assumed leadership of the Colts upon the passing of his father, Robert Irsay, on January 14, 1997.

Irsay provides solid direction as the Colts embark on their 14th season in Indianapolis. "I am tremendously excited about the future of the Colts, and I am eager to lead the team in the years ahead. My intention is to help the club achieve a long-standing tradition of excellence here in Indianapolis. We will miss the leadership of my father, his dedication and passion for creating a winning NFL tradition, but he will be remembered as the man who brought professional football to Indiana," said Irsay.

Irsay's involvement with the Colts spans more than 20 years. He was associated with the club during his formative years as a youth before being added to day-to-day operations in 1982. Irsay was named Vice-President and General Manager in 1984 upon the club's move to Indianapolis. He served in that capacity until taking the role of Senior Executive Vice President, General Manager and Chief Operating Officer in April of 1996. Under Irsay's guidance, the Colts have made three playoff appearances and advanced to the AFC Championship Game in 1995. The Colts enter 1997 as one of only seven teams to earn consecutive playoff berths.

Irsay has taken active roles on numerous league committees over the past few years. Irsay currently serves on the league's Realignment Working Group and the Super Bowl Policy Committee. In addition to having worked on the Pro-College Relations Committee, he participated on the Working Club Executive Committee that authored the NFL's Collective Bargaining Agreement in 1993.

Irsay oversees the Colts' extensive charitable and community involvements. Irsay serves on the Board of Directors of the Noble of Indiana Advisory Board. The Colts enjoy beneficial relationships with a wide range of local and national agencies. The club's continued work with the Mental Health Association, the Greater Indianapolis Progress Committee and the Indianapolis Corporate Community Council are examples of Irsay's dedication to involvement. The Colts were cited this year by the United Way of Central Indiana as recipients of a Casper Award, a state citation given annually over the past 43 years to an organization that broadens the public understanding of human service needs.

Irsay was born on June 13, 1959, in Lincolnwood, Ill. He attended Loyola Academy in Wilmette, Ill., where he played golf, boxed and was an avid weight-conditioner. Irsay received his bachelor's degree in broadcast journalism from Southern Methodist University in 1982. He played linebacker for a year and a half with the Mustangs as a walk-on before an ankle injury ended his career. In July of 1991, Irsay ran in the 26.2-mile Grandma's Marathon in Duluth, Minnesota. In 1987, Irsay competed as a super-heavyweight (275-pound and up division) of the Ohio Buckeye Powerlifting Championships. He earned a second-place showing with combined lifts exceeding 1,000 pounds. He plays the guitar and wrote and helped produce the song, "Colors," a tribute to Ryan White in 1990.

Jim and his wife, Meg, have three daughters, Carlie (16), Casey (14) and Kalen (10). They make their home in Indianapolis.



OFFICERS

MICHAEL G. CHERNOFF

Executive Vice President-Chief Financial Officer

Michael Chernoff was named Executive Vice President-Chief Financial Officer in April of 1996.

Since March of 1975, Chernoff has served as vice president and general counsel for various Irsay family business concerns including the Colt football team.

The Glencoe, Ill. native received his bachelor's degree from the University of Chicago in 1956 and then stayed on at Chicago to receive his Doctor of Law degree in 1959. Chernoff was in private practice until 1974 when he became vice president and general counsel to a Fortune 500 company, one year before joining the Colts. Chernoff's legal background includes extensive work in corporate law, securities, real estate and taxes. He has also played a key role in negotiating commercial, player and other contracts, including the contract which put the Colts in Indianapolis.

Chernoff, who resides in Chicago with his wife, Eunice, has three children, Susan, Steve and Robert.



BILL TOBIN

Vice President and Director of Football Operations

Bill Tobin is in his fourth season as Vice President and Director of Football Operations of the Colts. Tobin joined the Colts on January 7, 1994 following 18 seasons with the Chicago Bears from 1975-93.

Tobin's duties with the Colts encompass all football operations, including evaluating personnel, conducting the annual draft, monitoring waivers and free agent availabilities and overseeing the coaching staff.

Tobin was instrumental in the club's acquisition of key free agents Elijah Alexander, Tony Bennett, Cary Blanchard, Chris Gardocki, Carlton Gray, Jim Harbaugh, Jay Leeuwenburg and Doug Widell. He also oversees the club's annual draft. Fifteen of the club's picks from the 1994-1996 drafts concluded the 1996 season on the team's active roster, including running back Marshall Faulk, tight end Ken Dilger and wide receiver Marvin Harrison. Faulk was named 1995 Pro Bowl MVP and earned consensus NFL Rookie-of-the-Year honors, marking the third time a running back drafted in the first round earned Rookie-of-the-Year honors in Tobin's initial season with a club (1971, John Brockington, Green Bay; 1975, Walter Payton, Chicago).

The Colts reached the playoffs for the second straight season in 1996, the first time since 1975-77 the club had consecutive playoff appearances. Kicker Cary Blanchard and punter Chris Gardocki earned Pro Bowl appearances, only the third kicking tandem in NFL history to make the game in the same year.

Tobin's first season in Indianapolis saw the Colts post an 8-8 record, doubling their win total from the previous season. Tobin's second season saw the Colts post a 9-7 regular season mark and clinch a playoff berth for the first time since 1987. The club then posted road playoff victories over San Diego (35-20) and Kansas City (10-7), marking the first post-season wins for the Colts since 1971. Faulk, Harbaugh and LT-Will Wolford earned trips to the Pro Bowl, and Harbaugh became only the second quarterback in club history (Johnny Unitas, 1958/1965) to lead the NFL in quarterback rating (100.7). Tobin was also instrumental in hiring Lindy Infante as the club's offensive coordinator in 1995. Infante will enter his second season as head coach in 1997.



OFFICERS

Tobin, 56, brought 23 years of NFL scouting and personnel experience to the Colts. He played an active part in selection processes that landed 15 Bears draft choices and three free agents in the Pro Bowl since 1980. Tobin's accomplishments received special acknowledgment in an April, 1992 article in *The Wall Street Journal*. Tobin was recently named to serve on the NFL's prestigious Competition Committee.

Tobin joined Chicago under the leadership of Jim Finks as Director of Pro Scouting in 1975 and held that post until being named Director of Player Personnel in 1984. Tobin was promoted to Vice President of Player Personnel following the 1986 season. Seven of the last nine Bears teams during Tobin's tenure participated in the playoffs. The 1985 Chicago squad posted a 15-1 regular season record prior to defeating New England, 46-10, in Super Bowl XX.

During Tobin's stint in Chicago, 19 of the club's 20 top draft picks were productive, with nine earning Pro Bowl nominations. The 1975 draft netted running back Walter Payton as the fourth overall pick. Payton played with Chicago through 1987, finishing with an NFL-record 16,726 career rushing yards and nine Pro Bowl nominations. The thrust to sign 1990 first-round choice Mark Carrier, who earned defensive rookie of the year and Pro Bowl honors, during the draft was a Tobin idea that has become a practice by several clubs in subsequent drafts.

Prior to joining Chicago, Tobin spent four years with Green Bay. He was a regional scout during 1971-72 and Director of Pro Scouting during 1973-74. Working under his college coach, Dan Devine, Tobin assisted in drafting four Rookies of the Year: John Brockington, Chester Marcol, Willie Buchanon and Don Woods.

Tobin excelled as a running back and kicker at Missouri from 1959-62 and was a 1997 inductee into the University of Missouri Sports Hall of Fame. He was tabbed MVP of the 1962 Bluebonnet Bowl, a 14-10 Missouri victory over Georgia Tech. Tobin was the Houston Oilers' Rookie of the Year in 1963 before joining Edmonton (CFL) for three seasons. He was a graduate assistant at Missouri (1964-66), where he earned a masters in education. Tobin's final playing stop was with Orlando of the old Continental League.

Tobin was born on February 16, 1941, in Burlington Junction, Missouri. Bill and his wife, Dusene, have three married children, Laurie (29), Kerry (28) and Duke (26), a regional scout for the Colts.

BOB TERPENING

Vice President

Bob Terpening, whose association with the Colts goes back to 1970, was promoted to Vice President in 1997. He had served as assistant general manager since May of 1984.

Terpening began working with the Colts in 1970 grading films during his tenure as the head football coach at Baltimore City College H.S. In 1971 he joined the New England Patriots' scouting department. In 1977 Terpening returned to the Colts as a college scout and in January of 1982 was named Director of Pro Personnel. He held that position until his elevation to assistant general manager.

Terpening received his bachelor's degree from Shepherd College in West Virginia and then earned his master's degree from the University of West Virginia. He also did additional graduate study at John's Hopkins.

Terpening and his wife, Virginia, have two sons, Chris (25), and Matt (21), and reside in Carmel.



COACHES

LINDY INFANTE

Head Coach

Lindy Infante is in his third season with the Colts and his second as head coach. Infante's resume includes 28 years of coaching experience with 16 in the professional ranks. His 16 years in professional football include seven as a head coach, five as an offensive assistant and four as an offensive coordinator.

The Colts' 4-0 start in 1997 made Infante the only head coach in club history to win his first four games. He became the sixth head coach to lead the Colts to the playoffs and joined Don McCafferty (1970) and Ted Marchibroda (1975) as the only Colts' coaches to reach the post-season in their inaugural campaign. The Colts reached the 1997 post-season despite having 19 starters miss a total of 78 starts due to injury, the highest total in the league.

Infante previously served as the Colts offensive coordinator in 1995, as the club placed three offensive players (Marshall Faulk, Jim Harbaugh, Will Wolford) in the Pro Bowl for the first time since 1989. Under Infante's tutelage, Harbaugh led the NFL in passing rating (100.7) and became the first Colts quarterback named to the Pro Bowl since 1976 (Bert Jones). Harbaugh's rating was the second-highest in club history (Jones, 102.5, 1976) and matched Johnny Unitas (1958, 1965) as the only Colts quarterbacks to top the NFL in passing rating. Ken Dilger also set a club rookie record for receptions by a tight end (42; John Mackey, 35, 1963).

Infante served as head coach of the Green Bay Packers from 1988-91. He was named NFL Coach of the Year in 1989 by the Associated Press and The Sporting News and NFC Coach of the Year by United Press International, the Pro Football Writers Association of America, Football News and College and Pro Football Newsweekly after guiding Green Bay to a 10-6 record.

Green Bay's 10 wins marked the club's most since 1972, and the Packers six-game improvement from a 4-12 record in 1988 equaled the best one-season turnaround in team history. The 1989 Packer offense was the second most productive in team history (5,780) and ranked fifth in the NFL in passing (4,048). Infante helped QB-Don Majkowski earn a Pro Bowl spot after leading the NFL in completions (353), attempts (599) and yards (4,318). His spread-the-ball-around offensive philosophy resulted in eight Packers totaling 20 or more receptions in 1988, six in 1989, seven in 1990 and five in 1991.

Infante, 57, was a three-year letterman (1960-62) as a running back at Florida. He was named third-team All-SEC in 1962 and helped lead Florida to the Gator Bowl. In 1963, he was a 12th-round selection of the Cleveland Browns and an 11th-round choice of the Buffalo Bills of the American Football League. He signed with Buffalo, was released before the season began and then played briefly with the Hamilton Tiger Cats of the Canadian Football League.

He entered the coaching ranks as an assistant on the staff of Miami Senior High School in 1965. He served as freshman coach at Florida from 1966-68 and coached the Gators' offensive backs from 1969-71. Infante served as offensive coordinator and assistant head coach at Memphis State from 1972-74 before joining the staff of the Charlotte Hornets of the World Football League in 1975. He was offensive coordinator at Tulane in 1976 and 1979, a tenure sandwiched around a two-year stint as receivers coach with the New York Giants (1977-78).

Infante left Tulane for the Cincinnati Bengals (1980-82). He served as quarterbacks/receivers coach in 1980-81. His 1981 Bengal unit posted an AFC-best 12-4 mark and set team records for passing yardage (3,995) and total yards (5,968) en route to an appearance in Super Bowl XVI. He helped QB-Ken Anderson to a league high 98.5 passing rating while earning NFL MVP honors. Infante was named the team's first ever offensive coordinator prior to the 1982 season. He helped the Bengals reach the playoffs with a 7-2 record in



the strike shortened season, and Anderson earned his second consecutive Pro Bowl berth.

Infante served as head coach of the Jacksonville Bulls of the United States Football League in 1984-85. He served as offensive coordinator/quarterbacks coach with Cleveland in 1986-87. His 1986 offense helped the club to an AFC-best 12-4 mark and posted the fourth most points in club history (391) while setting eight NFL and 15 club offensive playoff records. His 1987 unit finished third in the league in scoring (390) and fifth in passing (3,455). Both clubs reached the AFC Championship game, losing to Denver on each occasion. Cleveland's 22 wins from 1986-87 were an AFC best.

Indianapolis' 20-16 loss to Pittsburgh in the 1996 AFC Championship Game literally marked the third time Infante has missed the Super Bowl as an offensive coordinator in the closing seconds. In the 1987 AFC Championship Game, Denver defeated Cleveland, 23-20, in overtime after tying the contest on a five-yard pass from QB-John Elway to WR-Mark Jackson with 0:37 remaining to culminate a 15-play, 98-yard drive. In the 1988 AFC Championship Game, Denver defeated the Browns 38-33. Trailing 38-31, Browns' RB-Earnest Byner fumbled at the Denver three-yard-line with 1:05 remaining.

Gelindo Infante was born on May 27, 1940, in Miami, Fla. He and his wife, Stephanie, have two sons, Brett (26) and Brad (25).

College: Florida 1959-62.

Playing Career: Hamilton Tiger Cats (CFL) 1963.

Coaching Career: Florida 1966-71; Memphis State 1972-74; Charlotte Hornets (WFL) 1975; Tulane 1976, 1979; New York Giants 1977-78; Cincinnati Bengals 1980-82; Jacksonville Bulls (USFL) 1984-85 (Head Coach); Cleveland Browns 1986-87; Green Bay Packers 1988-91 (Head Coach); Indianapolis Colts 1995-present (Head Coach, 1996-present).

TOM BATTA, Tight Ends/Quality Control

Tom Batta is in his fourth season with the Colts and his third under the position of tight ends/quality control. He helped Ken Dilger set a Colts rookie tight end record for most seasonal receptions with 42 (John Mackey, 35, 1963). Batta coached the club's special teams in 1994.

Batta served from 1984-93 with Minnesota. He joined the Vikings in 1984 as defensive line coach. Batta served as a defensive assistant/special teams coach in 1985 under Bud Grant before taking the role of special teams/tight ends coach under Jerry Burns from 1986-91. Batta worked with special teams on Dennis Green's staff during the 1992 and 1993 seasons. Batta was a part of five Minnesota squads to reach the playoffs.

Batta, 54, entered the collegiate coaching ranks at Akron University after leading Warren Harding High School in Warren, Ohio to the state championship. He moved to Colorado as defensive line coach from 1974-78. Batta served as defensive coordinator at Kansas (1979-82) and North Carolina State (1983) before joining the Vikings.

Batta played three years on the offensive and defensive lines at Kent State (1961-63). He earned his bachelor's degree in health and physical education at Kent State and a master's in education at Akron.

Batta was born October 6, 1942, in Youngstown, Ohio. He is married to the former Liz Sundstrom, of Conneaut, Ohio. They have two sons, Jeff (30) and Tom (28).



College: Kent State 1961-63.

Coaching Career: Akron 1973; Colorado 1974-78; Kansas 1979-82; North Carolina State 1983; Minnesota Vikings 1984-93; Indianapolis Colts 1994-present.

COACHES

GREG BLACHE, Defensive Line

Greg Blache is in his fourth season as defensive line coach of the Colts. Blache previously served in the same capacity with Green Bay from 1988-93.

Blache, 48, entered coaching following a freshman-season leg injury at Notre Dame. He served as a student assistant with Notre Dame in the defensive backfield, then was elevated to a full-time assistant in 1973. Blache served there until moving to Tulane in 1976. He worked at Tulane for five seasons before returning to Notre Dame as running backs coach in 1981. He was the defensive line coach with the Irish from 1982-83. Blache joined Lindy Infante with the Jacksonville Bulls (USFL) from 1984-85. He served assistantships at Southern University (1986) and Kansas (1987) before joining the Packers.



Blache entered Notre Dame as a defensive back. He earned a bachelor's degree in sociology and a master's degree in secondary education at Notre Dame.

Blache was born March 9, 1949, in New Orleans, La. He is married to the former Lynn Olsen of Green Bay, Wisc. They have six children, Greg, Jr. (27), Jennifer (22), Christopher (21), Sarah (20), Corinne (19) and Matthew (18).

College: Notre Dame.

Coaching Career: Notre Dame 1973-75, 1981-83; Tulane 1976-80; Jacksonville Bulls (USFL) 1984-85; Southern 1986; Kansas 1987; Green Bay Packers 1988-93; Indianapolis Colts 1994-present.

RON BLACKLEDGE, Offensive Line

Ron Blackledge is in his sixth season with the Colts. Blackledge joined the Colts in 1992 after spending the previous 10 seasons as offensive line coach with the Pittsburgh Steelers.

Blackledge, 59, entered the coaching ranks as an assistant coach at Canton (OH) South High School in 1960. He moved to Timken (1963-65) and Glenwood (1966-67) High Schools in Canton before assuming offensive line coaching duties at Ashland College in 1968. Blackledge served in the same capacity at the University of Cincinnati (1970-72), Kentucky (1973-75) and Princeton (1976) before taking the offensive coordinator position at Kent State in 1977. He was head coach at Kent State from 1979-81 before joining Chuck Noll's Pittsburgh staff in 1982.



Blackledge was a tight end and defensive end at Bowling Green from 1957-59 and is a member of the school's Hall of Fame. He has a bachelor's degree in physical education and a master's degree in guidance and physical education from Ohio University.

Blackledge was born April 15, 1938, in Robertsville, Ohio. He is married to the former Linda Saccucci of Canton, Ohio. They have three children, Todd (36), Michelle (33) and Traci (26).

College: Bowling Green 1957-59.

Coaching Career: Ashland 1968-69; Cincinnati 1970-72; Kentucky 1973-75; Princeton 1976; Kent State 1977-81 (Head Coach 1979-81); Pittsburgh Steelers 1982-91; Indianapolis Colts 1992-present.

CHUCK BRESNAHAN, Linebackers

Chuck Bresnahan is in his second season as linebackers coach of the Colts. He served the previous two seasons as linebackers coach under Bill Belichick with the Cleveland Browns.

Bresnahan, 36, entered the coaching ranks in 1983 with the Naval Academy, where he worked as a graduate assistant to the head coach and defensive coordinator and assisted with the junior varsity team. From 1983-86, Bresnahan was a commissioned officer in the United States Navy. He worked at the Adak, Alaska, Naval Air Station and served as an assistant supply officer and physical fitness officer, commanding more than 150 enlisted men. He returned to coaching at the Naval Academy as the wide receivers/tight ends coach as well as working with special teams from 1986-87.



Bresnahan left the Naval Academy to coach under Bobby Ross at Georgia Tech in 1987. He coached tight ends and oversaw scouting breakdowns and computer scouting reports from 1987-88 and coached inside linebackers from 1989-91. He was a member of the staff that helped the Yellow Jackets capture the UPI 1990 National Championship and victories in the 1991 Citrus Bowl and 1991 Aloha Bowl. He then served as defensive coordinator and linebacker's coach at the University of Maine from 1992-93.

Bresnahan was a three-year letterman at the U.S. Naval Academy and helped the Midshipmen reach the 1980 Garden State Bowl, the 1981 Liberty Bowl and claim three Commander In Chief trophies.

Bresnahan was born September 8, 1960, in Springfield, Mass. His father, Tom, is the offensive line coach for the Buffalo Bills. He is married to the former Erin Anne Curley of Severna Park, Maryland. They have three daughters: Megan Elizabeth (8), Caitlin Suzanne (6) and Caroline Curley (3).

College: United States Naval Academy 1979-83.

Coaching Career: U.S. Naval Academy 1983-84, 1986-87; Georgia Tech 1987-91; Maine 1992-93; Cleveland Browns 1994-95.

CHARLIE DAVIS, Assistant to the Offensive Line Coach

Charlie Davis is in his second season as assistant to the offensive line coach for the Colts. He has coached for 11 seasons under Infante and previously served as offensive line coach under Infante at Green Bay from 1988-91.

Davis, 53, entered the coaching ranks as a graduate assistant at UCLA in 1966. He was an assistant coach at San Francisco State from 1967-68 while completing his master's degree before moving to San Diego City College from 1969-70. He then served collegiate stints at Xavier (1971-73), Ball State (1974-75) and Tulane (1976-80), serving under Infante with the Green Wave in 1976 and 1979. Davis returned to coaching under Infante with the Jacksonville Bulls (USFL) in 1984-85 and with the Cleveland Browns in 1986-87.

Davis lettered as a linebacker at UCLA from 1962-64. He was born August 7, 1943, in San Diego, Calif.



College: UCLA 1962-65.

Coaching Career: UCLA 1966; San Francisco State 1967-68; San Diego City College 1969-70; Xavier 1971-73; Ball State 1974-75; Tulane 1976-80; Jacksonville Bulls (USFL) 1984-85; Cleveland Browns 1986-87; Green Bay Packers 1988-91.

COACHES

WAYNE "BUDDY" GEIS, Offensive Asst./Asst. Quarterbacks

Buddy Geis is in his second season as offensive assistant/assistant quarterbacks coach for the Colts. He has coached for 10 seasons under Infante. He previously served as offensive coordinator of the Memphis Mad Dogs of the Canadian Football League in 1995, at Tulane University in 1994 and at Duke University in 1993. He served as receivers coach under Infante at Green Bay from 1988-91.



Geis, 50, entered the coaching ranks at Altoona (Pa.) High School from 1971-73. He also served collegiate stints at Arizona (1974-76) and Tulane (1977-82) before accepting a position as offensive coordinator at Kansas. Before the 1983 season began, however, Geis joined Infante to be receivers coach of the Jacksonville Bulls (USFL) in 1984-85. He then served as offensive coordinator and quarterbacks coach at Memphis State from 1986-87.

Geis saw action at Northern Arizona as a freshman wide receiver before transferring to Lock Haven University and earning a degree in health and physical education. He earned a master's degree in education administration at Arizona.

Geis was born September 16, 1946. He is married to the former Jere Cox of Altoona, Pa. They have two children, Adam, 22, a senior on the football and baseball teams at Duke, and Jeni, 18, a freshman at Indiana University.

College: Northern Arizona, 1965. Lock Haven University.

Coaching Career: University of Arizona 1974-76; Tulane 1977-82; Jacksonville Bulls (USFL) 1984-85; Memphis State 1986-87; Green Bay Packers 1988-91; Duke 1993; Tulane 1994; Memphis Mad Dogs (CFL) 1995; Indianapolis Colts 1996-present.

GENE HUEY, Running Backs

Gene Huey is in his sixth season as running backs coach of the Colts. He has helped Marshall Faulk earn two Pro Bowl berths while rushing for 2,947 yards and 29 touchdowns and posting 164-1,425, four TDs receiving over three seasons.

Huey joined the Colts after spending 1988-91 as an assistant at Ohio State. Huey tutored wide receivers for three seasons before working with the running backs in his final year with the Buckeyes.

Huey, 50, began his coaching career at Wyoming, his alma mater, as a graduate assistant in 1970. He was named head freshman coach in 1972.

Huey moved to New Mexico in 1974 as receivers coach, then joined the staff of Tom Osborne at Nebraska following the 1977 season. Huey coached receivers at Nebraska until joining John Cooper's staff at Arizona State in 1987. He then moved with Cooper to Ohio State in 1988.

Huey played both defensive back and wide receiver at Wyoming, setting 13 receiving records. He is the only player in Western Athletic Conference history to win all-conference offensive and defensive honors. He was a co-captain and played on three conference championship teams.

Huey was born July 20, 1947, in Uniontown, Pa. and is married to the former Dyan McClain of Boston, Mass. They reside in Indianapolis with their daughter, Laura Elizabeth (8/15/95), and son, Aaron Bennett (6/6/97).



College: Wyoming 1966-69.

Coaching Career: Wyoming 1970-74; New Mexico 1975-77; Nebraska 1978-86; Arizona State 1987; Ohio State 1988-91; Indianapolis Colts 1992-present.

JIM JOHNSON, Defensive Coordinator

Jim Johnson is in his fourth season with the Colts and his second as defensive coordinator. He served as the Colts' linebackers coach from 1994-95.

Johnson served the previous eight seasons with Phoenix. He coached the defensive line from 1986-89 and the secondary from 1990-93. He tutored Phoenix Pro Bowlers Tim McDonald and Robert Massey.

Johnson, 56, has 29 years of collegiate and professional coaching experience. His pro stops were with Oklahoma (1984) and Jacksonville (1985) of the USFL prior to joining the Cardinals. Johnson's professional playing career spanned two seasons as a tight end with Buffalo (1963-64). Johnson landed his first collegiate post as head coach at Missouri Southern from 1967-68. He then served four-year tenures at Drake (1969-72) and Indiana (1973-76) before moving to Notre Dame from 1977-83. Johnson was part of the Irish staff that captured the 1977 national championship. He has coached in six bowl games: 1971 Pecan, 1972 Pioneer, 1977 and 1978 Cotton, 1980 Sugar and 1982 Liberty.

Johnson played quarterback at Missouri from 1959-62, winning all-conference and team MVP honors as a senior. He played in the Orange and Bluebonnet Bowls. Johnson earned a bachelor's degree in education and a master's degree in physical education at Missouri.

Johnson was born May 26, 1941, in Maywood, Ill. He is married to the former Victoria Jean Howell of Upland, Calif. They have two children, Scott (33) and Michelle (30).



College: Missouri 1959-62.

Playing Career: Buffalo Bills 1963-64.

Coaching Career: Missouri Southern 1967-68 (Head Coach); Drake 1969-72; Indiana 1973-76; Notre Dame 1977-83; Oklahoma Outlaws (USFL) 1984; Jacksonville Bulls (USFL) 1985; Phoenix Cardinals 1986-93; Indianapolis Colts 1994-present.

HANK KUHLMANN, Special Teams

Hank Kuhlmann is in his fourth season with the Colts, his third as special teams coach. He coached the club's tight ends in 1994. He helped kicker Cary Blanchard and punter Chris Gardocki earn Pro Bowl berths last season.

Kuhlmann, 59, has 31 years of collegiate or professional experience. He began his coaching career at his alma mater, Missouri. He served from 1962-65 as freshman coach before being promoted to running backs coach and working through the 1971 season. Kuhlmann joined Green Bay in 1972 as special teams coach. He worked with Green Bay through 1974, then joined Dan Devine at Notre Dame (1975-77) as running backs and special teams coach. Kuhlmann was part of the Irish 1977 staff that won the national championship. He returned to the NFL from 1978-82 as running backs and special teams coach of Chicago. He joined Birmingham (USFL) from 1983-85 as assistant head coach/offensive coordinator. He joined Phoenix in 1986 as running backs coach. Kuhlmann served the final five games of the 1989 season as interim head coach, succeeding Gene Stallings. He worked with the Cardinals as a scout in 1990. Kuhlmann served in 1991 as offensive coordinator and running backs coach with Tampa Bay.



COACHES

Kuhlmann was a running back at Missouri from 1956-59. He was a catcher in the St. Louis Cardinals baseball organization from 1959-62. Kuhlmann earned a bachelor's degree and a master's degree in physical education at Missouri.

Kuhlmann was born October 6, 1937, in Webster Groves, Missouri. He is married to the former Donna Pickles of St. Louis, Mo. They have two children, Jeff (28) and Tracey (20).

College: Missouri 1956-59.

Coaching Career: Missouri 1962-71; Green Bay Packers 1972-74; Notre Dame 1975-77; Chicago Bears 1978-82; Birmingham Stallions (USFL) 1983-85; Phoenix Cardinals 1986-90; Tampa Bay Buccaneers 1991; Indianapolis Colts 1994-present.

JAY ROBERTSON, Defensive Assistant

Jay Robertson serves as the Colts' defensive assistant. Robertson also served as the Colts' defensive assistant in 1992 and 1993.

Robertson, 57, entered the coaching ranks as an assistant at Northwestern in 1967. Over a nine-year stint at Northwestern (1967-75), he coached the offensive and defensive lines, outside linebackers and receivers. He moved to Northern Illinois in 1976 as defensive coordinator and secondary coach. Robertson tutored tight ends and receivers at Wisconsin from 1980-81. He was defensive line coach at Notre Dame from 1982-83 before moving to West Point and serving as linebackers coach at the United States Military Academy (1984-91).

Robertson was a three-year letterman at center at Northwestern. He was a senior captain for Ara Parseghian in 1962 when Northwestern posted a 7-2 record. He played in the East-West Shrine Game and the Southwest Challenge Bowl. Robertson holds a bachelor's degree in history and master's degree in business administration from Northwestern. He entered the U.S. Marine Corps following graduation and was a player/coach for the Quantico Marines. He attained the rank of captain and served one year in Vietnam as a rifle platoon and infantry company commander.

Robertson was born February 20, 1940, in Chicago, Ill. He is married to the former Kathy Aluise of Huntington, West Virginia. They have one son, William (10).



College: Northwestern 1959-62.

Coaching Career: Northwestern 1967-75; Northern Illinois 1976-79; Wisconsin 1980-81; Notre Dame 1982-83; Army 1984-91; Indianapolis Colts 1992-93.

JIMMY ROBINSON, Receivers

Jimmy Robinson is in his fourth season as receivers coach of the Colts. He has helped WR-Sean Dawkins improve his receptions in each of his four seasons and helped WR-Marvin Harrison become only the third rookie in Colts' history to lead the club in receptions.

Robinson previously served in the same capacity for Atlanta from 1990-93. He helped Andre Rison and Michael Haynes lead the NFL in tandem touchdown receptions in 1991 and 1992 and Rison and Mike Pritchard in 1993.



COACHES

Robinson, 44, entered the coaching ranks following an NFL playing career that included stops with Atlanta (1975), the New York Giants (1976-79), San Francisco (1980) and Denver (1981). His first role came as receivers/tight ends coach of the Memphis Showboats (USFL) from 1983-85. He moved to his alma mater, Georgia Tech, as receivers coach from 1987-89 before joining the Falcons in the same capacity.

Robinson was a standout receiver at Georgia Tech from 1971-74. He notched 101 career receptions for 1,633 yards and 12 touchdowns. He was added to the school's Hall of Fame in 1981 and named to the school's All-Time Team in 1992. He earned a bachelor's degree in industrial management at Georgia Tech.

Robinson was born January 3, 1953, in New York, N.Y. He is married to the former Karen Gresham of Rome, Ga. They have four children, Jamie (19), Jessica (16), Jim (11) and Katie (9).

College: Georgia Tech 1972-74.

Playing Career: Atlanta Falcons 1975; New York Giants 1976-79; San Francisco 49ers 1980; Denver Broncos 1981.

Coaching Career: Memphis Showboats (USFL) 1984-85; Georgia Tech 1987-89; Atlanta Falcons 1990-93; Indianapolis Colts 1994-present.

PAT THOMAS, Secondary

Pat Thomas is in his fourth season as secondary coach of the Colts. Thomas served 1990-92 with Houston in the same capacity, his first professional coaching post.

Thomas, 42, played defensive back seven seasons with the Los Angeles Rams (1976-82). He was a two-time Pro Bowl (1978, 1980) choice who earned All-NFC and All-Pro accolades during those respective seasons. Thomas had 26 career interceptions, including a season-best eight in 1978. He joined the Rams as a second-round choice in the 1976 draft.

Thomas launched his coaching career as defensive backs coach under Jack Pardee with the Houston Gamblers (USFL) from 1983-84. He joined Pardee's staff at the University of Houston from 1985-89. In 1989, Thomas' defensive backs helped Houston finish sixth in the nation by allowing just 13.6 points per game.

Thomas starred at defensive back for Texas A&M from 1972-75. He had a then-school record 13 interceptions and twice earned All-America honors. Thomas played in the Hula and Japan Bowls. He earned a bachelor's degree in marketing.

Thomas was born September 1, 1954, in Plano, Texas. He is married to the former Lenith Lalee Gibson of Rockdale, Texas. They have three children, Pat, Jr. (21), Tamara (18) and Joshua (15).



College: Texas A&M 1972-75.

Playing Career: LA Rams 1976-82.

Coaching Career: Houston Gamblers (USFL) 1984-85; Houston 1985-89; Houston Oilers 1990-92; Indianapolis Colts 1994-present.

COACHES

TOM ZUPANCIC, Strength and Conditioning

Tom Zupancic is in his 14th season as strength and conditioning coach of the Colts. He was named the NFL's Strength and Conditioning coach-of-the-year in 1995 and was given the Sagamore of the Wabash award by Governor Evan Bayh in 1996. In 1997 Zupancic was named President of the Horseshoe Club whose membership encompasses all Colts corporate sponsors. He was also named the State of Indiana's Leukemia Man-of-the-Year for 1997.

He came to the club after being an alternate on both the 1980 and 1984 USA Greco Roman Olympic wrestling teams. Zupancic, a product of Cathedral High School (1973) and Indiana Central University (1978), was a three-time collegiate wrestling champion and a four-year grid letterman.

Zupancic has been a part of four USA National Wrestling Teams to Europe. He was a member of two USA World Teams, while also winning Canadian, AAU and USWF National Wrestling Championships. Zupancic owns an undefeated record in 86 state, regional and national power-lifting exhibitions since 1974.

In addition, Zupancic, 41, ranks 14th in the world among alltime super heavyweights with a 600-pound bench press (set in 1988). Zupancic finished second in the 1993 Strongest Man in America competition. He won the WPF World Bench Press Championships in 1990 with a 600-pound lift. Zupancic is the author of a book entitled *Strength and Conditioning for Football and Then Some* and has produced a motivational video entitled "Building Inner Strength." Along with lifting demonstrations, he gives talks on goal-setting and positive thinking.

Zupancic was born September 14, 1955, in Indianapolis. He is married to the former Carrie Oldham of Shelbyville, Ind. They have three children, Katie (8), Jake (6) and John Thomas (4).



College: Indiana Central 1975-78.

Coaching Career: Indianapolis Colts 1984-present.

COLTS COMPLEX



The Colts' home is located on 32 acres of land just west of I-465 on 56th Street. Built at a cost of more than 4 million, the complex features three practice fields including two natural-turf fields and one AstroTurf surface.

The 43,500 square foot structure includes: spacious locker rooms; a steam room; a sauna; a 12' x 12' sunken hydrotherapy tank; a 24' x 78' training room; a 34' x 23' vestibule and lobby; and a 20' x 17' working press area. Three racquetball courts and a quarter-mile outdoor running track provides for cardiovascular exercise. The Colts moved into the facility in August of 1985.

Additionally, in November, 1994, the Colts christened a new indoor practice facility to the memory of Roberta Irsay and the courage of Tom Irsay. The practice field is regulation size. The building measures 420' x 220' x 70' and covers 92,400 square feet.

COLTS COACHING HISTORY

HEAD COACH	YEARS	RECORD	ASSISTANTS
Cecil Isbell	1947-49	9-22-1	Nick Campofreda; Don Edmunds; Andy Hewlitt; Joel Hunt; John Taylor (1947); Tom Stidman (1947-48); Lou DeFilippo (1948); Bill Conkright; Walter Driskill; Mike Michalske; Charles O'Rourke (1949)
*1 Walter Driskill	1949	1-7	
Clem Crowe	1950	1-11	Joel Hunt; Wayne Millner; Rocco Pirro
Keith Molesworth	1953	3-9	Otis Douglas; Ray Richards; Nick Wasyluk
Weeb Ewbank	1954-62	61-52-1	Russ Murphy; Joe Thomas (1954); Frank Cumiskey; Charles Winner (1954-62); Tom Hughes (1955); Frank Lauterbur (1955-56); Herman Ball (1956-62); John Bridgers; Bob Shaw (1957-58); Don McCafferty; John Sandusky (1959-62)
Don Shula	1963-69	73-26-4	Gino Marchetti; Jim Mutscheller; Bill Pellington (1963); Charles Winner (1963-65); Don McCafferty; John Sandusky (1963-69); Bill Arnsparger; Dick Bielski (1964-69); Chuck Noll (1966-68); Bob Boyd (1969)
Don McCafferty	1970-72	26-11-1	Lou Rymkus (1970); Dick Bielski; Bob Boyd; Hank Bullough; John Idzik; John Sandusky (1970-72); Bob (Red) Miller (1971-72)
*2 John Sandusky	1972		
Howard Schnellenberger	1973-74	4-13	Ray Callahan; Bobby Franklin; Dick Voris (1973); Pete McCulley; George Sefcik; George Young (1973-74); Don Doll; Frank Lauterbur; Jerry Smith (1974)
*3 Joe Thomas	1974	2-9	
Ted Marchibroda	1975-79	41-36	Pete McCulley; Jerry Smith (1975-76); Frank Lauterbur (1975-77); Whitey Dovel (1975-78); Maxie Baughan; George Boutselis (1975-79); Dick Bielski; Ed Khayat (1977-79); Ralph Hawkins (1978); John Symank; Ernie Zwahlen (1979)
Mike McCormack	1980-81	9-23	Dick Bielski; George Boutselis; John Idzik; Ed Khayat; John Symank; Joe Vitt; Chuck Weber; Ray Wietecha (1980-81); Bob Boyd; Clyde Powers (1981)
Frank Kush	1982-84	11-28-1	Bud Carson (1982); Bob Valsente (1982-83); Zeke Bratkowski; Gunther Cunningham; Hal Hunter; Richard Mann; Roger Theder; Rick Venturi; Mike Westhoff (1982-84); George Catavolos; Tom Zupancic (1984)
*4 Hal Hunter	1984	0-1	
Rod Dowhower	1985-86	5-24	Steve Sidwell (1985); John Becker; George Catavolos; George Hill; Tom Lovat; Billie Matthews; Chip Myers; Keith Rowen; Rick Venturi; Tom Zupancic (1985-86); John Marshall (1986)
*5 Ron Meyer	1986	3-0	
Ron Meyer	1987-91	33-36	John Becker; George Hill; Tom Lovat; John Marshall; Chip Myers; Keith Rowen (1987-88); Leon Burtnett; George Catavolos; Rick Venturi; Tom Zupancic (1987-91); Greg Briner (1989); Larry Kennan; Dante Scarnecchia (1989-90); Milt Jackson; Bill Muir; Brad Seely (1989-91); Dave Ahrens; Sylvester Croom; Steve Furness (1991)
*6 Rick Venturi	1991	1-10	
Ted Marchibroda	1992-95	32-35	Alex Gibbs (1992); George Catavolos; Dwain Painter; Francis Peay; Jay Robertson; Brad Seely; Rick Venturi (1992-93); Nick Nicolau (1992-94); Ron Blackledge; Gene Huey; Tom Zupancic (1992-95); Fred Bruney (1993-95); Tom Batta; Greg Blache; Jim Johnson; Hank Kuhlmann; Jimmy Robinson; Pat Thomas; Vince Tobin (1994-95); Lindy Infante (1995)
Lindy Infante	1996	9-7	Tom Batta; Greg Blache; Ron Blackledge; Chuck Bresnahan; Fred Bruney; Charlie Davis; Buddy Geis; Gene Huey; Jim Johnson; Hank Kuhlmann; Jimmy Robinson; Pat Thomas; Tom Zupancic (1996)

*1 Succeeded Isbell for last eight games

*2 Succeeded McCafferty for last nine games

*3 Succeeded Schnellenberger for last eleven games

*4 Succeeded Kush for last game

*5 Succeeded Dowhower for last three games

*6 Succeeded Meyer for last eleven games

ADMINISTRATION

PETE WARD, Executive Director of Operations

In his 16th year with the Colts, Pete Ward is responsible for various operational and administrative functions. Ward joined the Colts in 1981 as an intern in the public relations department, and was named Administrative Assistant in 1982 following his graduation from the University of Virginia. He was named Director of Operations shortly after the Colts' arrival in Indianapolis in April, 1984. Born in New Orleans, Louisiana, Ward resides with his wife, Lena, daughter, Madyson (3), and son, Sam (2) in Zionsville.



HUNTER SMITH, Head Athletic Trainer

Hunter Smith is in his 15th year with the Colts. He was named the club's head athletic trainer in June of 1984. Smith served as the Colts' assistant trainer during the 1983 season following a one-year stint as the head trainer at William and Mary in 1982.

A Certified Athletic Trainer by the National Athletic Trainers Association, Smith presently serves on the Executive Council of the Indiana Athletic Trainers Association.

Prior to joining the staff at William and Mary, Smith served 10 years as an assistant professor in physical education and head athletic trainer at Salisbury State College.

Smith earned his bachelor's degree in physical education from Florida State in 1971 and a master's degree in physical education and health from Tennessee Tech one year later. He served on the Board of Directors of the National Athletic Trainers Association from 1982 to 1984. Smith and Dave Hammer were honored as the 1990 Pro Football Athletic Training Staff of the Year by the Professional Football Athletic Trainers Society. Born August 5, 1949, in Salisbury, Md., Hunter and his wife, Susan, have three children, Kelly (16), Brian (14) and Kevin (14).



DAVE HAMMER, Assistant Athletic Trainer

Dave Hammer is in his 14th season as assistant athletic trainer, having joined the club in July of 1984. He currently serves on the NATA Honors and Awards Sub-Committee, the Executive Board of the Professional Football Athletic Trainers Society and the PFATS Public Relations Committee. Hammer earned a master's degree in physical education at Syracuse in 1984, where he served as a graduate assistant trainer. He also attended West Virginia from 1977-82 as a member of the undergraduate athletic training curriculum. Hammer spent the 1981

training camp as a member of the Colts' summer staff, along with serving with the club during parts of the 1981-83 seasons. Hammer and Hunter Smith were honored as the 1990 Pro Football Athletic Training Staff of the Year by the Professional Football Athletic Trainers Society. Born in Pittsburgh, Pa. on May 10, 1959, Dave and his wife, Sharon, reside with their children, Christopher (8), and Ashlee (5) in Indianapolis.



DAVE WALSTON, Assistant Athletic Trainer

Dave Walston is in his fifth season with the Colts, his second as a full-time assistant athletic trainer. Walston earned a master's degree from West Virginia University and a bachelor's degree from Salisbury State College. He previously served as head athletic trainer at Bowie State University (1988-90) in Bowie, Maryland, and at Morningside College (1990-92) in Sioux City, Iowa. Born in Denton, Maryland, on January 14, 1964, Walston is single and resides in Indianapolis.



JON SCOTT, Equipment Manager

Jon Scott is in his 16th season with the Colts. Scott joined the Colts in March, 1982, as assistant equipment manager and was elevated to head of the club's equipment staff in November of the same year. Before joining the Colts on a full-time basis, Scott worked as assistant equipment manager at Arizona State University for two years. His association with the Colts began when he worked as an assistant to the equipment manager during the club's 1979 and 1980 summer training camps. Scott received a bachelor's degree in Physical Education from Michigan State University in 1979 where he served as a student equipment manager from 1975-79. Born on December 18, 1956, Scott is a native of East Lansing, Michigan. Jon and his wife, Mischelle, reside with their children, Amber (18), Brooke (17) and Ian (6) in Avon.



MIKE MAYS, Assistant Equipment Manager

Mike Mays is in his seventh season as the Colts' assistant equipment manager. Mays joined the club full-time in June of 1991. His association with the Colts began in 1986 as a member of the club's summer training camp staff. He worked part-time as an equipment assistant during the 1989 and 1990 seasons. A native of Frankton, Ind., Mays was born March 11, 1962, and attended Anderson University. He is single and resides in Indianapolis.



CLYDE POWERS, Director of Pro Player Personnel

Clyde Powers is in his 18th season with the Colts organization, his fourth as Director of Pro Player Personnel. He is in his 16th season as a member of the Colts' Personnel Department after working for two seasons as an assistant coach for special assignments. He served from 1982 to 1985 as a College Scout before being named Director of Pro Personnel on May 31, 1985. He remained in that capacity until 1987. He also served in that capacity in 1993. Powers joined the Colts after six years in the NFL as a defensive back with the New York Giants and Kansas City. He was a fifth-round 1974 draft pick of the Giants. He played four seasons with the Giants and briefly for the Chiefs in 1978. Powers lettered three years (1971-73) at Oklahoma and helped the Sooners to a 32-2-1 record while earning All-Big Eight honors at cornerback as a senior. He was born August 19, 1951, in Pascagoula, Mississippi.



ADMINISTRATION/SCOUTS

GEORGE BOONE, Director of College Player Personnel

George Boone is in his fourth season as Director of College Player Personnel with the Colts. He joined the organization on January 15, 1994. Boone served as Director of Player Personnel for the St. Louis and Phoenix Cardinals from 1973-91. During his tenure with the Cardinals, Boone managed the club's scouting and drafting, along with coordinating the team's work with the National Scouting Combine. Before joining the Cardinals, Boone held a scouting position with Central-Eastern Professional Association, a service also used by NFL clubs. He first joined the Cardinals in 1968 as assistant player personnel director. Boone was a three-year starter at offensive and defensive end at Kentucky from 1957-59. He earned bachelor's and master's degrees in education at Kentucky, where he was an assistant coach from 1960-65. He is married to the former Dedee Leet of Lexington, Ky. They have five children.



NESBY GLASGOW, Pro Scout

Nesby Glasgow is in his fourth season as a pro scout for the Colts. He joined the club in that capacity in August of 1994. Glasgow played professionally for 14 seasons in the National Football League. He played nine seasons as a defensive back with the Colts (1979-87) after being an eighth round selection in the 1979 draft. Glasgow saw action in 127 games with 114 starts and topped the club in punt return yardage in 1979 and 1980 while leading the team in tackles from 1981-83. Glasgow concluded his career with the Seattle Seahawks (1988-92), seeing action in 77 games with 30 starts. He played collegiately at Washington. Glasgow is married to the former Dona J. Knight of Philadelphia, Pa. They reside with their children, Nesby Avione (16), Brandon Lamar (15) and Nicole Donielle (12), in Indianapolis.



MIKE BUTLER, Area Scout

Mike Butler is in his 11th season with the Colts. He joined the club in 1987 from the Pittsburgh Steelers, where he was a member of the personnel department since 1983. Butler was a fullback and center at West Virginia. He received his bachelor's degree in fine arts at Indiana University (Pa.) in 1983. Butler, 38, is the son of Jack Butler, a former all-pro defensive back for the Pittsburgh Steelers and current director of the BLESTO Scouting Combine. Butler is single and resides in Pittsburgh, Pa.



JOHN GOELLER, Area Scout

John Goeller is in his 13th season as a member of the Colts scouting department. He joined the Colts in June of 1985 as a college scout after serving as a regional scout for BLESTO since 1983. Goeller entered scouting after serving eight years as a coach on the high school and collegiate level. Goeller was an assistant coach at Austin Peay from 1976-78 before serving a graduate assistantship at Florida State in 1978. He then moved to Monroe (N.C.) High



ADMINISTRATION/SCOUTS

School as head football coach from 1979-83. Goeller, 42, was a three-year starter at defensive tackle at North Carolina State. He was tabbed defensive MVP in the 1973 Liberty Bowl in a 31-18 Wolfpack victory over Kansas. Goeller is married to the former Caryl Schratz of Pittsburgh. They have one son, Jon Micah.

PAUL ROELL, BLESTO Scout

Paul Roell is in his seventh season with the Colts. He joined the club in 1991 after previously serving as an intern with Pittsburgh Total Scouting, a division of the Pittsburgh Steelers headed by Art Rooney, Jr. Roell played defensive back at Ohio Northern and attended Ohio State University for three years prior to transferring to Robert Morris and earning a degree in sport management in 1990. He scouted high school football in western Pennsylvania for Metro Index Scouting from 1987-89 and worked in the pro scouting division for BLESTO in 1990.

Roell, 32, is married to the former Stacey Alcott of Oakley, Calif. They reside in Parkville, Mo. with their daughter Victoria Rae.



DUKE TOBIN, Area Scout

Duke Tobin is in his third season with the Colts after joining the club in August of 1995. Tobin quarterbacked John Hersey High School to the Illinois 6A state championship while earning All-America honors by *Street and Smith*. Tobin lettered as a quarterback at Illinois in 1990 before transferring to Colorado and lettering in 1992-93. After earning a bachelor's degree in business administration from Colorado, Tobin played in the Arena Football League with the Orlando Predators in 1994 and the Memphis Pharoahs in 1995. Tobin was born on September 15, 1970, in New Britain, Conn. He is married to the former Sharon Smizinski of Chicago, Ill.



RON TOMAN, Area Scout

Ron Toman is in his fourth season with the Colts after joining the club prior to the 1994 season. Toman lettered as a quarterback and defensive back at Missouri in 1959. He entered the collegiate coaching ranks as the head coach of Missouri Southern J.C. in 1963 where his teams posted a three-year record of 26-4. Toman was an assistant coach at Wichita State (1966-67), N.E. Missouri (1968-69) and Tulane (1970-75). He coached quarterbacks at Notre Dame (1976-80), Texas (1981-85), Northwestern (1986-87) and Akron (1990-91).

While with the Irish, Toman tutored quarterback Joe Montana. Toman, 62, is married to the former Bobbie Dickerson. They have five children, Steve, Matt, Julie, Jill and Scott.



VETERAN PLAYERS

51 TREV ALBERTS

Linebacker 6-4 245

Nebraska

4th Year With Colts

Draft-1b, 1994 - (5th overall)

Born: August 8, 1970



GAMES STARTED/PLAYED: (1994, 0/5); (1995, 3/15); (1996, 4/9) Total 7/29
PRO: Pick was obtained from L.A. Rams for D1-94 (7th) and D3-94 (83rd) draft picks (both acquired in QB-Jeff George trade to Atlanta).

1996: Inactive first six games after shoulder surgery 8/5...inactive with hamstring injury 12/22 at Cincinnati...started at RLB 11/17 vs. Jets, 11/24 at New England, 12/5 vs. Philadelphia and 12/15 at Kansas City...posted 47 tackles, 17 solo, one interception (19 yards), one pass defended, one pressure, one hit and one solo special teams tackle...posted 10 tackles, four solo, at New England...had seven tackles, two solo, 11/3 vs. San Diego...posted six tackles, two solo, vs. Jets...had int. vs. Philadelphia...career totals include 105 total tackles, 11 pressures, nine passes defended, four sacks (22 yards) and two FF.

POST-SEASON: Inactive 12/29 at Pittsburgh.

CAREER NOTES: 1995: Posted 49 tackles, 29 solo, 14 hits, eight pressures, seven passes defended, two sacks (nine yards) and one FF...added six special teams tackles, three solo...started at RDE vs. Cincinnati 9/3 and at Jets 9/10 and at LLB vs. San Diego 12/17...missed finale vs. New England 12/23 after concussion vs. San Diego...posted six tackles, five solo, four hits and two sacks vs. San Francisco 10/15...had FF at Buffalo 9/17. **POST-SEASON:** Saw reserve action in all three games...posted 17 tackles, seven solo, two pressures and one hit...added three special teams tackles, two solo. **1994:** Missed first 11 games after dislocating right elbow in preseason 8/5 vs. Seattle...had surgery 8/25...returned to practice 11/11...posted nine total tackles, six solo, two sacks (13 yards), three pressures, three hits and one FF...had six tackles, three solo, one sack (seven yards) and one pressure vs. New England 11/27 for top game.

COLLEGE: Four-year letterman and two-year starter...career totals included 248 tackles, 105 solo, 69 QB pressures, 42 tackles for losses (242 yards), 29.5 sacks (196 yards), six interceptions, five RF and five FF...led Huskers to Big 8 titles and Orange Bowl berth as sophomore, junior and senior...started every game at ROLB as **senior**, was consensus first-team All-America, and won Dick Butkus Award...was CFA/Hitachi Scholar-Athlete, GTE Academic All-America and was National Football Foundation Hall of Fame Postgraduate scholarship recipient...had 96 tackles, 47 solo...added 38 QB pressures, 21 tackles for loss (99 yards), 15 sacks (88 yards) and three FF...sack total tied school single-season record...had three sacks vs. Florida State in Orange Bowl...earned first-team All-Big Eight honors while starting each game at ROLB as **junior**...had 73 tackles, 27 solo...added 17 QB pressures, 11 tackles for losses (50 yards), 3.5 sacks (25 yards), one FF and one RF...saw reserve action at ROLB as **sophomore**...had 53 tackles, 21 solo, 12 QB pressures, nine tackles for losses (60 yards), seven sacks (50 yards), three RF and one FF...named Big Eight Defensive Newcomer-of-the-Year as **freshman** reserve LB...totaled 26 tackles, 10 solo, four sacks (33 yards), four tackles for losses (33 yards) and one RF...was redshirt in 1989...holds degree in speech communications.

PERSONAL: Full name is Trev Alberts...born in Cedar Falls, Ia....attended Northern High School...helped track team win four state titles and helped lead hoop team to state finals...earned undergraduate degree in 1993...worked as college football analyst on ESPN2 while injured in 1994...Alberts and his wife, Angela, reside in Lincoln, Neb.

50 ELIJAH ALEXANDER

Linebacker 6-2 237
 Kansas State
 2nd Year With Colts, 6th in NFL
 Free Agent - 1996
 Born: August 2, 1970



GAMES STARTED/PLAYED: (1992, 0/12); (1993, 0/16); (1994, 16/16); (1995, 8/9); (1996, 3/14) Total 27/67 Total with Colts 3/14

PRO: Signed by Colts as FA on August 6, 1996...originally was D10-92 by Tampa Bay, the 254th selection overall...waived on August 31, 1992...waivers recalled by Tampa Bay on September 9, 1992...waived on October 16, 1992...signed by Tampa Bay to practice squad on October 21, 1992...signed to active roster from practice squad on November 10, 1992...waived on August 30, 1993...claimed off waivers by Denver on August 31, 1993.

1996: Inactive for first two games with hamstring injury...earned start at LLB 9/15 at Dallas and 10/6 at Buffalo and RLB 12/22 at Cincinnati...had 49 tackles, 18 solo, one sack (six yards), and one pass defended...posted team-high 11 tackles, six solo, with one pass defended at Cincinnati...had 10 tackles, two solo, 11/10 at Miami...posted eight tackles, three solo, at Buffalo 10/6...had sack (six yards) vs. Miami 9/23...tied for team lead with 15 special teams tackles, six solo...had season-high four special teams tackles, two solo, 12/15 at Kansas City...career totals include 267 total tackles, nine passes defended, three interceptions (seven yards), 2.5 sacks (17 yards), one RF and one FF.

POST-SEASON: Had seven tackles, four solo, and two pressures in reserve action at Pittsburgh 12/29.

CAREER NOTES: **1995:** Inactive games 5-6 with shoulder injury...placed on injured reserve on November 22 and missed final five games...played but did not start 11/19 vs. San Diego...posted 36 tackles, 28 solo, 0.5 sacks and two interceptions. **1994:** Started 15 games at ROLB and one at MLB...led team in tackles with 172, 105 solo...had 11 solo tackles 9/4 vs. San Diego and 10/30 vs. Cleveland...had first career sack 9/18 vs. Raiders. **1993:** Saw action as special teamer...totaled 10 tackles, eight solo. **1992:** Saw special teams action.

COLLEGE: Four-year letterman (1988-91)...career totals included 233 tackles, 10 sacks, five FF and five RF...holds degree in accounting.

PERSONAL: Full name is Elijah Alfred Alexander III...born in Ft. Worth, Tex....attended Dunbar High School...named Scholastic Athlete of the Year by Fort Worth Lions Club...helped found H.Y.P.E. (Helping Young People Excel), a non-profit organization that puts on free football camps for inner-city youths...Alexander and his wife, Kimberly, reside with their son, Elijah IV, in Irving, Tex.

75 TROY AUZENNE

Offensive Tackle 6-7 305
 California
 2nd Year With Colts, 6th in NFL
 UFA (Chicago) - 1996
 Born: June 26, 1969



GAMES STARTED/PLAYED: (1992, 16/16); (1993, 11/11); (1994, 3/11); (1995, 0/11); (1996, 5/12) Total 35/61 Total with Colts 5/12

AUZENNE/BAILEY

PRO: Signed by Colts as UFA from Chicago on February 28, 1996...originally was D2-92 by Chicago, the 49th selection overall.

1996: Was slowed throughout season by training camp knee injury...earned starts in games 3-7 at LT...active but did not play 11/24 at New England, 12/1 vs. Buffalo, 12/15 at Kansas City and 12/22 at Cincinnati...helped club rush 32-171 vs. Miami 9/23. **POST-SEASON:** Saw reserve action in second half at RT at Pittsburgh 12/29.

CAREER NOTES: **1995:** DNP 9/17 at Tampa Bay, 9/24 at St. Louis, 10/15 at Jacksonville, 12/17 vs. Tampa Bay and 12/24 vs. Philadelphia for Chicago...saw most extended action 11/5 vs. Pittsburgh, playing entire second half and overtime at LT for injured Andy Heck...saw primary action in other 10 games in goalline situations and special teams. **1994:** Saw action at LT and RT...DNP 9/4 vs. Tampa Bay, 9/18 vs. Minnesota, 11/20 vs. Detroit, 11/27 at Arizona and 12/24 vs. New England...earned starts at LT 10/23 at Detroit and 10/31 vs. Green Bay...started at RT 11/13 at Miami...saw action in goalline situations in playoffs 1/1/95 at Minnesota and 1/7/95 at San Francisco. **1993:** DNP for first five games after injuring knee in preseason finale 8/27 vs. Giants...started at RT 10/25 vs. Minnesota...started final 10 games at LT. **1992:** Started at LT and became first Bears' offensive rookie since Jim Covert in 1983 to start 16 games.

HONORS: **1992:** Pro Football Weekly, College and Pro Football Weekly, and Football News NFL All-Rookie.

COLLEGE: Four-year starter...named first-team All-America as senior...anchored line which averaged 214.6 rushing ypg...capped career with Citrus Bowl win over Clemson...was second-team All-Pac 10 as junior...participated in 835 of 843 offensive plays (99.1%)...helped lead team to Copper Bowl win over Wyoming...started nine games at LT as sophomore...started final eight games at LT as freshman...redshirted in 1987...liberal arts major.

PERSONAL: Full name is Troy Anthony Auzenne...born in El Monte, Calif....attended Bishop Amat High School (Baldwin Park, Calif)...hobbies include motorcycle riding and old car restoration...single...resides in Vernon Hills, Ill.

80 AARON BAILEY

Wide Receiver 5-10 185

Louisville

4th Year With Colts

Free Agent - 1994

Born: October 24, 1971



GAMES STARTED/PLAYED: (1994, 0/13); (1995, 3/15); (1996, 2/14) Total 5/42

PRO: Signed by Colts as FA on May 5, 1994.

1996: Earned starts 9/8 at Jets and 12/22 at Cincinnati in place of injured WR-Sean Dawkins...inactive with hamstring injury 10/27 at Washington and 11/3 vs. San Diego...was 18-302 receiving to rank T6th on team in receptions and 5th in yards...was 43-1,041-24.2, 1 TD KOR to rank 5th in AFC, 9th in NFL in avg....had six special teams tackles, one solo...was 4-48 receiving vs. New England 10/20 for top receptions game...was 2-53 receiving vs. Baltimore 10/13 for top yardage game...also had season-long 40-yard reception...had 28-yard grab from QB-Paul Justin in OT to set up game winning FG vs. Buffalo 12/1...had 29-yard grab to help set up final TD at Kansas City 12/15...was 3-42 receiving and 6-199, 1 TD KOR at Cincinnati...95t return was 2nd KORt, tying the club record, while 199 yards set club single-game record (195, Alvin Raymond vs. Philadelphia, 11/21/65)...was 5-172, 34.4 KOR at Dallas 9/15...had 50-yard return to set up 2nd-qr. FG. **POST-SEASON:** Had 9t reception from QB-Jim Harbaugh for only catch 12/29 at Pittsburgh...was 1-21 KOR.

CAREER NOTES: **1995:** Earned starts 10/22 at Oakland, 10/29 vs. Jets, and

11/5 vs. Buffalo...ranked 5th on team in receptions and yards with 21-379, 3 TDs...was 21-495-23.6, 1 TD KOR...was 4-51 at Buffalo 9/17 for top receptions game...was 3-87 vs. Buffalo for top yardage game...had season-long 45-yard grab vs. Buffalo...had 21t catch from Harbaugh at Miami 10/8...had 34-yard reverse to set up TD 11/26 vs. Miami for seasonal rushing totals and had 34t from Harbaugh...had big play day 12/10 at Jacksonville with 95t KOR (only fourth opening KORt in club history) and 14t reception from QB-Craig Erickson...also had 37-yard return in second quarter for 2-132-66.0 KOR. **POST-SEASON:** Saw reserve action in all three games...was 3-46 receiving and 6-114, 19.0 KOR avg....had three solo special teams tackles...was 2-37 receiving at Kansas City 1/7/96...was 1-9 receiving at Pittsburgh 1/14/96...barely missed connection from QB-Jim Harbaugh on final play of game from Steeler 29 yard-line. **1994:** Did not play 9/11 at Tampa Bay and 9/18 at Pittsburgh...was inactive 10/23 vs. Washington...was 2-30 receiving...was 1-7 vs. Houston 9/4 and 1-23 vs. Buffalo 12/24...had two special teams tackles, one solo.

COLLEGE: Started final season in two-year career at Louisville...career totals included 39-883, 5 TDs receiving, 3-32 rushing, 51-23.2 KOR and 24-11.5, 1 TD PR...was 26-531, 4 TDs as **senior** flanker, along with 26-23.9 KOR and 10-13.0, 1 TD PR...was 6-175, 2 TDs receiving (6t, 63t) and had 67t PR vs. Memphis State in 54-28 win...receiving yardage was most by a school WR since 1970...saw action in Liberty Bowl win over Michigan State...started 2 of 10 games as **junior**...was 13-352, 1 TD receiving, 25-22.4 KOR and 14-10.4 PR...played two years at College of DuPage in Glen Ellyn, Ill....physical education major.

PERSONAL: Full name is Aaron Duane Bailey...born in Ann Arbor, Mich....lettered in football, track and basketball at Pioneer High School...named to All-Decade Team of the 1980s by the Detroit Free-Press...led grid team to state title as junior...single...resides in Indianapolis, Ind.

CAREER STATISTICS

Year	RECEIVING					KICKOFF RETURNS				
	No.	Yds.	Avg.	LG	TD	No.	Yds.	Avg.	LG	TD
1994	2	30	15.0	23	0	0	0	0.0	0	0
1995	21	379	18.0	45	3	21	495	23.6	95t	1
1996	18	302	16.8	40	0	43	1041	24.2	95t	1
TOTAL	41	711	17.3	45	3	64	1536	24.0	95t	2

CAREER BEST

RECEIVING		KICKOFF RETURNS	
Receptions: 4 at Buffalo 9/17/95	Number: 6 at New England 11/24/96		at Cincinnati 12/22/96
Yards: 87 vs. Buffalo 11/5/95	Yards: 199 at Cincinnati 12/22/96		
Longest: 45 vs. Buffalo 11/5/95	Longest: 95t at Jacksonville 12/10/95		at Cincinnati 12/22/96
TDs: 1 at Miami 10/8/95	TDs: 1 at Jacksonville 12/10/95		at Cincinnati 12/22/96
vs. Miami 11/26/95			
at Jacksonville 12/10/95			

83 BRADFORD BANTA

Tight End 6-6 260
Southern California
4th Year With Colts
Draft-4, 1994 (106th overall)
Born: December 14, 1970



GAMES STARTED/PLAYED: (1994, 0/16); (1995, 2/16); (1996, 0/13) Total 2/45
1996: Was inactive 10/13 vs. Baltimore, 10/20 vs. New England and 10/27 at Washington after suffering broken hand 10/6 at Buffalo...serves as fourth TE...saw primary action as long-snapper and in short yardage situations...had

BANTA/BELL

seven special teams tackles, five solo...had two solo special teams tackles 9/1 vs. Arizona. **POST-SEASON:** Had two special teams tackles, one solo, 12/29 at Pittsburgh.

CAREER NOTES: 1995: Earned starts 10/1 vs. St. Louis and 11/19 at New England as club opened in two-TE alignment...had seasonal and career receiving totals of 1-6 vs. San Diego 12/17...had three solo special teams tackles...saw primary action as long-snapper and in short yardage situations.

POST-SEASON: Saw reserve and special teams action in all three games with no receptions. **1994:** Did not have any receptions...saw primary action as long-snapper and in blocking situations...ranked 7th on team with nine special teams tackles, six solo.

COLLEGE: Four-year letterman and two-year starter...career receiving statistics included 47-491, 4 TDs...named honorable mention All-Pac Ten as **senior** after totaling 31-284, 2 TDs...reception total is Trojan TE single-season record...earned All-Pac Ten honorable mention as **junior** starter...was 8-114, 1 TD...spent most of **sophomore** year as backup, but started three games...was 7-75 receiving...served as reserve for majority of **freshman** season but earned three starts and totaled 1-18, 1 TD receiving...was sidelined for remainder of season after suffering broken leg vs. UCLA...was redshirted in 1989...communications major.

PERSONAL: Full name is Dennis Bradford Banta...born in Baton Rouge, La....lettered in basketball, football and track at University High School...was Parade grid All-American as senior...has participated for two years in celebrity theatre production to benefit Indiana Repertory Theatre...makes numerous visits to school and civic organizations throughout Indiana...Banta and his wife, Alice, reside in Indianapolis, Ind.

12 KERWIN BELL

Quarterback 6-3 210

Florida

2nd Year With Colts, 3rd in NFL

Free Agent - 1996

Born: June 15, 1965



GAMES STARTED/PLAYED: (1988, 0/0); (1989, 0/0); (1996, 0/1) Total 0/1 Total with Colts 0/1

PRO: Signed by Colts as FA on May 6, 1996...originally was D7-88 of Miami, the 180th selection overall...waived on August 23, 1988...claimed off waivers by Atlanta on August 24, 1988...waived on August 30, 1988...signed by Atlanta as FA on October 19, 1988...left unprotected on February 1, 1989...signed by Tampa Bay as FA on February 16, 1989...waived on September 4, 1989...signed by Tampa Bay as FA on October 13, 1989...waived on November 3, 1989...signed by Tampa Bay as FA on December 20, 1989...left unprotected on February 2, 1990...signed as FA by NY Jets on July 21, 1992...waived on August 18, 1992.

1996: Was inactive 3rd-QB games 1-12...active but did not play 12/1 vs. Buffalo, 12/15 at Kansas City and 12/22 at Cincinnati...saw first career NFL action 12/5 vs. Philadelphia and posted 5-5-75, 1 TD passing for 158.33 rating, the highest NFL rating possible...subbed for injured starting QB-Paul Justin and marched club 89 yards in nine plays for TD on first drive of NFL career...had 11-yard completion to RB-Marshall Faulk for first career NFL pass and had 20t strike to WR-Marvin Harrison to end march...later had 30-yard strike to Harrison to set up TD on second career drive. **POST-SEASON:** Was inactive 3rd-QB at Pittsburgh 12/29.

CAREER NOTES: 1995: Started 18 games for Edmonton (CFL)...helped team reach playoffs...was 246-396-3,064, 21 TDs/13 ints. to rank 3rd in CFL in comp. pct. (62.1), T4th in TDs and 4th with 90.1 rating...career CFL statistics include 411-700-5172, 29 TDs/23 ints. passing and 44-160, 4 TDs rushing.

1994: Saw action in 18 games for Sacramento (CFL)...was 143-270-1,812, 6

TDs/9 ints. passing and 15-58 rushing. **1993:** Saw action in 18 games for Sacramento (CFL) and totaled 22-34-296, 2 TDs/1 int. passing and 4-13 rushing. **1992:** Played with Orlando of World League of American Football. **1991:** Played with Orlando of WLAF. **1989:** Did not see any game action for Tampa Bay (NFL). **1988:** Did not see any game action...was drafted by Miami and later claimed off waivers by Atlanta.

COLLEGE: Four-year starter...career totals included 549-953-7,585, 56 TDs/35 ints....ranks 7th in SEC history in career passing yards...was 140-239-1,769, 9 TDs/10 ints. as **senior**...totaled 131-242-1,515, 10 TDs/10 ints. as **junior**...posted 180-288-2,687, 21 TDs/8 ints. as **sophomore**...was 98-184-1,614, 16 TDs/7 ints. as **freshman**...redshirted in 1983.

PERSONAL: Full name is Kerwin Bell...born in Live Oak, Fla....attended Lafayette County High School (Mayo, Fla.)...nicknamed "Throwin' Mayoan"...Bell and his wife, Cosette, reside with sons, Kade (2/19/93) and Kolton (6/4/96) in Branford, Fla.

29 JASON BELSER

Defensive Back 5-9 188

Oklahoma

6th Year With Colts

Draft-8a, 1992 (197th overall)

Born: May 28, 1970



GAMES STARTED/PLAYED: (1992, 2/16); (1993, 16/16); (1994, 12/13); (1995, 16/16); (1996, 16/16) Total 62/77

1996: Started 16 games at FS, one of only four Colts to start each game...has streak of 38 consecutive starts...led team in solo tackles (69) and interceptions (4-81 yards) while ranking 2nd in total tackles (129)...returned two ints. for scores, tying Milt Davis (1957), Jerry Logan (1965, 1970), Jackie Wallace (1975) and Lyle Blackwood (1978) for second-most seasonal total in team history (3, Ray Buchanan, 1994)...added five passes defended, two FF, one sack (seven yards) and one hit...had seven special teams tackles, six solo...was Colts' recipient of Unsung Hero Award named by NFLPA, recognizing dedication to the game and community...had season-high 16 tackles, six solo, at New England 11/24...posted 14 tackles, nine solo, with one sack (seven yards) 9/1 vs. Arizona...had 13 tackles, six solo, at Buffalo 10/6...had nine tackles 9/15 at Dallas (four solo), 10/27 at Washington (eight solo) and 11/10 at Miami (five solo)...was 2-45 ints. including 44t return 12/5 vs. Philadelphia to earn AFC Defensive Player-of-the-Week honors...had 21t int. return at Cincinnati 12/22...had other int. (15 yards) vs. NY Jets 11/17...had FF 9/8 at Jets and 9/23 vs. Miami...career totals include 526 total tackles, 30 passes defended, 10 interceptions (153 yards), six RF, four FF and two pressures. **POST-SEASON:** Started at FS 12/29 at Pittsburgh and posted 11 tackles, five solo, and one FF...added two solo special teams tackles.

CAREER NOTES: 1995: Started 16 games at FS...posted 109 tackles, 60 solo, seven passes defended, two FF, two RF, one int. (0 yards) and one pressure...tackle total was 4th on team and 2nd among DBs...added two solo special teams tackles...had 12 tackles, four solo, 11/5 vs. Buffalo and 10 total tackles 9/3 vs. Cincinnati (four solo), 9/10 at Jets (six solo), and 10/15 vs. San Francisco (eight solo)...had three passes defended 12/10 at Jacksonville...had int. 12/23 vs. New England to help seal victory...had FF 11/19 at New England and 12/3 at Carolina...had RF 10/22 at Oakland and at New England. **POST-SEASON:** Started all three games at FS...had 16 tackles, eight solo, two ints. (68 yards) and one pass defended...had two 4th quarter ints. (68 yards) at San Diego 12/31...int. and 36-yard return led to Colts final TD...two ints. tied club playoff record shared by four others while 68 return yards ranked second (76, Johnny Sample, 12/27/59). **1994:** Started games 3-8 at SS and games 11-16 at FS...missed first two games on roster exemption after agreeing to terms 8/24...DNP 10/30 vs. Jets due to knee injury...saw reserve action 11/6 at Miami...ranked 6th on club with 106 total tackles, 47 solo, seven passes defended, two hits, one int. (31 yards) and one pressure...had three double-digit tackle outings and 10 games of seven or more tackles...had 15 tackles, six

BELSER/BENNETT

solo, 9/18 at Pittsburgh and 15 tackles, five solo, 11/27 vs. New England for top tackle outings...had int. vs. Buffalo 12/24...had five special teams tackles, four solo. **1993:** One of seven Colts to start all 16 games...started first 11 games at FS before moving to SS for final five games...ranked 3rd on team with 127 tackles, 94 solo, four passes defended, three RF and one int. (14 yards)...had five double-digit tackle outings and posted seven or more tackles 12 times...had 13 tackles, 10 solo, 11/29 vs. San Diego and 13 tackles, seven solo, with one pass defended 12/19 vs. Philadelphia for top games...had int. 9/5 vs. Miami...had RF 10/3 at Denver, 11/21 at Buffalo and 1/2/94 vs. Buffalo...ranked T3rd on club with 12 special teams tackles, eight solo. **1992:** Earned starts 9/13 vs. Houston and 11/29 vs. Buffalo in multiple DB alignment...had 55 tackles, seven passes defended, three ints. (27 yards) and one RF...int. total was most by Colts rookie since 1984 (Eugene Daniel, 6)...had nine tackles, six solo, and one pass defended 11/1 vs. Miami for top game...had RF 9/20 at Buffalo...had ints. 10/18 vs. San Diego (25 yards), 11/22 at Pittsburgh (-1 yard) and vs. Buffalo (seven yards)...ranked 2nd on club in special teams tackles with 15, seven solo.

HONORS: 1996: AFC Defensive Player-of-the-Week 12/5 vs. Philadelphia.

COLLEGE: Four-year letterman who started final three years at SS...became only second DB in school history to record 200 career tackles (214, 140 solo), along with 16 passes defended, 13 ints. (216 yards, one TD), five RF, four FF and three sacks (22 yards)...earned All-Big Eight honors as **senior** with 75 tackles, 52 solo, five ints. (72 yards), seven passes defended and three sacks...started at CB and SS as **junior**, totaling 66 tackles, 42 solo, nine passes defended, four ints. (105 yards), three RF and two FF...was second-team All-Big Eight as **sophomore** with 62 tackles, 38 solo, four ints. (39 yards), one FF and one RF...was special teams standout who saw action in all backfield positions as **freshman**...had 11 tackles...communications major.

PERSONAL: Full name is Jason Daks Belser...born in Kansas City, Mo....attended Raytown South High School...played RB, CB, S, PK and P...father, Caesar, played with Kansas City (1968-71) and San Francisco (1974) and was member of Super Bowl IV champion Chiefs...Jason and his mom are spokespersons for Church Brothers Collision/Mothers Against Drunk Driving Campaign...plays active role in Indianapolis Humane Society causes...single...resides in Indianapolis, Ind.

CAREER STATISTICS

INTERCEPTIONS

Year	No.	Yds.	Avg.	LG	TD
1992	3	27	9.0	25	0
1993	1	14	14.0	14	0
1994	1	31	31.0	31	0
1995	1	0	0.0	0	0
1996	4	81	20.3	44t	2
TOTAL	10	153	15.3	44t	2

CAREER BEST

Number:	2	vs. Philadelphia 12/5/96
Yards:	45	vs. Philadelphia 12/5/96
Longest:	44t	vs. Philadelphia 12/5/96
TDs:	1	vs. Philadelphia 12/5/96 at Cincinnati 12/22/96

56 TONY BENNETT

Linebacker 6-2 250

Mississippi

4th Year With Colts, 8th in NFL

UFA (Green Bay) - 1994

Born: July 1, 1967



GAMES STARTED/PLAYED: (1990, 0/14); (1991, 16/16); (1992, 16/16);

(1993, 7/10); (1994, 15/16); (1995, 16/16); (1996, 13/14) Total 83/102 Total with Colts 44/46

PRO: Signed by Colts as UFA on March 25, 1994...was a D1-90 of Green Bay, the 18th selection overall...pick was obtained from Cleveland via 1989 draft day trade.

1996: Inactive 9/15 at Dallas and 9/23 vs. Miami with knee injury suffered 9/8 at Jets...ranked 4th on team in tackles and 1st among defensive linemen with 94, 57 solo...topped team in hits (29), pressures (18) and sacks (6-26)...also had six passes defended and three FF...had season-high 14 tackles, eight solo, one sack (two yards), two hits, one FF and one pressure at New England 11/24...had 12 tackles, eight solo, and one sack (three yards) vs. Buffalo 12/1...had 10 tackles, four solo, 12/15 at Kansas City...pressured QB-Vinny Testaverde into int. for 68t by LB-Jeff Herrod 10/13 vs. Baltimore...had sack (1-7) and FF 11/17 vs. Jets...had other sacks at Jets (1-9), 10/6 at Buffalo (1-1) and 12/5 vs. Philadelphia (1-4)...has 58.5 sacks in last 88 games...had other FF 10/20 vs. New England...had season-high four pressures 9/1 vs. Arizona...career totals include 534 total tackles, 61.5 sacks (416.5 yards), 44 hurries, 20 passes defended, 17 FF and five RF. **POST-SEASON:** Started at RDE 12/29 at Pittsburgh and posted three tackles, two solo, one hit and one pressure.

CAREER NOTES: 1995: Started 9/3 vs. Cincinnati and 9/10 at Jets at LDE and final 14 games at RDE...ranked 1st among DL and 7th on team in tackles with 83, 51 solo...topped club in sacks (10.5-67.5), hits (38) and pressures (17)...also had five passes defended, three FF and one RF...sack total was second-highest individual total since club's 1984 move to Indy (11.5, LB-Johnie Cooks, 1984)...had season-high eight solo tackles 10/8 at Miami...had seven tackles, five solo, four pressures, three hits and two sacks (six yards) at Oakland 10/22...had 32t RF at Jets for third career score...had six tackles, five solo, three sacks (13 yards), three hits, one pressure, one pass defended and one FF in 36-28 win vs. Miami 11/26 to earn AFC Defensive Player-of-the-Week honors...had sack-safety of QB-Dan Marino...had other sacks 10/1 vs. St. Louis (2-21 yards), 10/15 vs. San Francisco (1-0), 10/29 vs. Jets (1-8), 12/23 vs. New England (1-17) and 11/19 at New England (0.5-2.5)...had other FF vs. San Francisco and at New England. **POST-SEASON:** Started all three games at RDE...posted 22 tackles, 12 solo, five hits, four passes defended and three pressures. **1994:** Had 15 starts at RDE...did not start 11/6 at Miami...ranked 8th on team in tackles with 89, 48 solo...led club with 35 hits and 9.0 sacks (82 yards) while having nine pressures, eight passes defended, two FF and one RF...had six games with seven or more tackles...had 11 tackles, nine solo, two sacks (15 yards) and one FF 9/18 at Pittsburgh...sack and FF led to 78t return by LB-Quentin Coryatt, the longest FR in team history...had 11 tackles, six solo, and five hits 12/11 at New England...had sack (14 yards) and FF 12/4 at Seattle...had sack (three yards) and 75t RF 9/4 vs. Houston, the 2nd-longest in club history...was 2-24 sacks at Buffalo 10/16...had other sacks 9/25 vs. Cleveland (nine yards), 10/9 at Jets (eight yards) and 12/24 vs. Buffalo (nine yards). **1993:** Started seven of 10 outings for Green Bay...missed first six games while unsigned...started playoff contests 1/8/94 at Detroit and 1/16/94 at Dallas and led team with three post-season sacks while tallying 20 post-season tackles, 13 solo...finished season with 53 tackles, 44 solo, and 6.5 sacks...signed 10/27 and was activated 10/31 vs. Chicago...had seven tackles, 2.5 sacks and one FF vs. Raiders 12/26 for top game...started 11/21 vs. Detroit...had two sacks at San Diego 12/12. **1992:** Earned 12 starts at ROLB and four at RDE...led team in sacks (13.5), FF (4) and RF (3), while ranking 3rd in tackles with 91, 52 solo...sack total topped club for second consecutive season and ranked T6th in NFL...had season-high 10 tackles vs. Cincinnati 9/20...had 3.5 sacks 11/8 at Giants...named Defensive Player-of-the-Month for November...had 18t FR 12/6 vs. Detroit. **1991:** Led team and was T3rd in NFC with 13 sacks (83.5 yards) and had 111 tackles, 70 solo...tied for team-high honors with three FF...had 11 sacks in final 10 games...had three two-sack efforts (10/17 vs. Bears, 10/27 at Tampa Bay, 11/24 vs. Indianapolis)...had season-high nine tackles on four occasions. **1990:** Posted 13 tackles, eight solo, three sacks (22 yards), one FF and one pass defended...sack total was most by a Packer rookie LB since 1986 (Tim Harris, 7.5)...had five tackles and

BENNETT/BLACKMON

one FF 12/22 vs. Detroit for top game...registered first career sack in season opener 9/9 vs. Rams.

HONORS: 1995: AFC Defensive Player-of-the-Week 11/26 vs. Miami.

COLLEGE: Four-year letterman and two-year starter...redshirted in 1985...named to Ole Miss' Team-of-the-Century (1893-1993)...posted 207 career tackles, 137 solo, 19 sacks and 29 tackles for losses...named second-team All-America by *The Sporting News* as **senior** after totaling 11 sacks and 14 tackles for losses...earned All-SEC honors by UPI and SEC coaches...voted SEC Defensive Player-of-the-Week for 15-tackle, one-sack effort in win over Memphis State...switched to OLB prior to **junior** season and won starting position...led team with seven sacks...became only second Division 1-A player ever to score a defensive extra point (two points) by recovering a blocked conversion vs. Tennessee in 1988 and racing 92 yards...physical education and recreation major.

PERSONAL: Full name is Tony Lydell Bennett...born in Clarksdale, Miss....won six letters, three each in football and track at Coahoma County High School...set state discus record (158'10") and finished second in state shot put competition (54'4")...brother, Charles, played for Miami (1987) and Saskatchewan (CFL, 1985)...is an avid hunter and outdoorsman...represents Colts in annual United Way public service announcements...single...resides in Indianapolis, Ind.

25 ROBERT BLACKMON

Defensive Back 6-0 208

Baylor

1st Year With Colts, 8th in NFL

UFA (Seattle) - 1997

Born: May 12, 1997



GAMES STARTED/PLAYED: (1990, 5/15); (1991, 16/16); (1992, 15/15); (1993, 16/16); (1994, 15/15); (1995, 13/13); (1996, 16/16) Total 96/106

PRO: Signed by Colts as UFA on June 3, 1997...originally was D2b-90 of Seattle, the 34th selection overall.

1996: Started 16 games at SS and ranked 3rd on team in total tackles with 102, 80 solo...solo total ranked 2nd on team...added seven passes defended, four FF, two ints. (39 yards) and one sack (10 yards)...had season-high 11 tackles, eight solo, 9/22 at Tampa Bay...had nine tackles, five solo, 12/1 at Denver...had eight tackles, seven solo, 9/15 vs. Kansas City and 10/17 at Kansas City...had FF and sack 12/8 vs. Buffalo...had other FF 11/24 vs. Oakland, 12/15 at Jacksonville and 12/22 at Oakland...had ints. 10/6 at Miami (38 yards) and 10/27 vs. San Diego (one yard)...had 61t return of blocked FG in 4th qtr. for winning score in 23-16 win over Houston 11/3...career totals include 463 total tackles, 359 solo, 58 passes defended, 14 ints. (237 yards), seven FF, seven RF and 6.5 sacks.

CAREER NOTES: 1995: Started 13 games at SS...missed three games with hamstring injury...named All-AFC by Football News (1st team) and UPI (2nd team)...posted 60 tackles, 49 solo, 12 passes defended, five ints. (46 yards), one FF and one sack...named AFC Defensive Player-of-the-Week twice: 11/19 at Washington after posting two ints.; 12/10 at Denver after recording nine tackles, one sack, one int. and one FF...had other ints. 9/17 vs. Cincinnati and 12/3 vs. Philadelphia. **1994:** Started first 15 games at SS, missing season finale 12/24 at Cleveland with hamstring injury...had 69 tackles, 49 solo, seven passes defended, three RF, one FF and one int. (24 yards)...named AFC Defensive Player-of-the-Week 11/27 vs. Kansas City with two RF and one FF...had RF with 1:01 remaining to preserve 10-9 win...had int. 9/25 vs. Pittsburgh...had season-high eight tackles 12/4 vs. Indianapolis...stopped Todd McNair on 2-point attempt with 2:53 remaining to seal 16-14 win at Houston 12/11. **1993:** Started 16 games at SS and posted 74 tackles, 55 solo, 11 passes defended, two ints. and one RF...had ints. 10/24 vs. New England and

BLACKMON/BLANCHARD

12/19 vs. Phoenix...had 5t of RF 11/14 vs. Cleveland. **1992:** Started 15 games at SS, missing 9/27 contest vs. Miami with hip injury...had 65 tackles, 49 solo, five passes defended, 3.5 sacks, one int. (69 yards), one FF and one RF...had 11 tackles, seven solo, and 2.5 sacks vs. Philadelphia 12/13...had nine solo tackles 9/6 vs. Cincinnati...had sack and FF 10/4 at San Diego...had 69t int. return 11/30 vs. Denver. **1991:** Started 16 games at SS...had 64 tackles, 52 solo, 16 passes defended, three ints. (59 yards), one sack, one FF and one RF...had first career int. 9/8 vs. Jets...had sack and FF 11/17 at Raiders. **1990:** Started five total games at SS including first three...had 36 tackles, 31 solo, one pass defended and one RF.

HONORS: **1990:** Pro Football Writers' Association, Pro Football Weekly, College and Pro Football Newsweekly, Football Digest NFL All-Rookie First-Team. **1994:** AFC Defensive Player-of-the-Week 11/27 vs. Kansas City. **1995:** Football News All-AFC First Team...UPI All-AFC Second-Team...AFC Defensive Player-of-the-Week 11/19 at Washington and 12/10 at Denver.

COLLEGE: Four-year letterman (1986-89) and three-time first-team All-Southwest Conference selection...career totals included 227 tackles, 17 tackles for loss, 14 ints. and four sacks...named first-team All-America by Football News in 1989.

PERSONAL: Full name is Robert Blackmon...born in Bay City, Tex....lettered in basketball, football and track at Van Vleck (Tex.) High School...also was state 110-meter high hurdles champion...Blackmon and his wife, Gayle, reside with their daughters, Kyrsten Nicole (5/10/92) and Kierra Denise (8/30/95), in Sugarland, Tex.

14 CARY BLANCHARD

Kicker 6-1 227

Oklahoma State

3rd Year With Colts, 5th in NFL

Free Agent - 1995

Born: November 5, 1968



GAMES STARTED/PLAYED: (1992, 0/11); (1993, 0/16); (1995, 0/12); (1996, 0/16) **Total 0/55 Total with Colts 0/28**

PRO: Signed with Colts as FA on October 3, 1995...originally signed as FA by Dallas on April 30, 1991...waived on August 5, 1991...signed as FA by New Orleans on July 7, 1992...waived on August 31, 1992...signed by New Orleans to practice squad on September 2, 1992...terminated on September 3, 1992...signed by New Orleans to practice squad on September 7, 1992...deleted from practice squad on September 9, 1992...signed by New Orleans to practice squad on September 12, 1992...signed to active roster from practice squad on September 14, 1992...waived on September 26, 1992...claimed off waivers by NY Jets on September 28, 1992...waived on June 23, 1994...signed by Minnesota as FA on July 12, 1994...waived on August 28, 1994...signed by New Orleans as FA on April 18, 1995...waived on August 27, 1995.

1996: Earned 1st career Pro Bowl selection and joined P-Chris Gardocki as only third kicking tandem to make game (Jan Stenerud/Jerrel Wilson, Chiefs, 1970-71; Jeff Gossett/Jeff Jaeger, Raiders, 1993)...ranked 1st in NFL in FG pct. (90.0) while placing 2nd in FGs made (36; 37, John Kasay, Carolina) and scoring (135; 141, Kasay)...set Colts seasonal records for total points, FGs and FGs att. while FGs were 2nd-highest total in NFL history...ranks 1st in Colts history in career FG pct. (.859, 55-64)...became one of only seven Colts to post 100+ seasonal points and did so in 12th game, tying Lenny Moore (1964) for quickest pace to seasonal century mark...has scored in 28 consecutive games, the T5th-longest streak in club history...set Colts' record by hitting 13 consecutive FGs (11, Jim O'Brien, 1971)...hit 5-5 from 50+ yards, the 2nd-highest seasonal total in club history (6, Dean Biasucci, 1988)...six career 50+ FGs ranks

BLANCHARD

3rd in club history (18, Biasucci; 7, Allegre)...six consecutive 50+ FGs made are club record and rank 4th in NFL since 1965 (12, Tony Zendejas, 1988-93, Houston/Rams; 8, Morten Andersen, 1995-96, Atlanta; 7, Norm Johnson, 1991-93, Atlanta). **GAME HIGHLIGHTS:** Earned AFC Special Teams Player-of-the-Week honors 9/15 at Dallas after hitting 4-4 FGs (23, 25, 52, 43) including game-winning 43-yarder with 0:51 remaining...hit career-long 52-yarder in 2nd-qr....also earned AFC Special Teams Player-of-the-Week 11/17 vs. Jets with 4-4 FGs (25, 49, 37, 50) and tied club record of 11 consecutive FGs made (Jim O'Brien, 1971)...hit 50-yarder with 1:24 remaining for 34-29 lead...hit 18-yard FG vs. Miami 9/23 following removal of two kidney stones during week...had 51-yarder at Washington 10/27...was 4-4 FGs (47, 39, 33, 20) vs. San Diego 11/3...hit 50-yarder at New England 11/24 and upped personal streak of consecutive FGs made to 13...also set club record by hitting fifth consecutive 50+ field goal...hit 49-yarder at 8:14 of OT 12/1 vs. Buffalo and set club record for 31st FG made (30, Raul Allegre, 1983)...had 51-yard boot 12/5 vs. Philadelphia for sixth consecutive 50+ kick...set Colts record for single-season scoring (120, Lenny Moore, 1964)...had 22-yard FG at Kansas City 12/15 for 35th of season, tying NFL record (Ali Haji-Shiekh, NY Giants, 1983; Jeff Jaeger, LA Raiders, 1993). **POST-SEASON:** Was 2-2 PATs at Pittsburgh 12/29. **PRO BOWL:** Was 2-4 FGs (made 28, 37; missed 41, 55) and 2-3 PATs...hit 37-yard FG at 8:16 of OT to give AFC 26-23 win.

CAREER NOTES: 1995: Signed with Colts after tryouts with eight teams since June of 1994...was 19-24 FGs and 25-25 PATs for team-high 82 points...made first nine FGs as Colt and ranked 4th in club history with .792 FG pct. (.889, Biasucci, 1987; .857, Allegre, 1983; .839, Biasucci, 1993)...hit 27-yard FG 4:58 into OT for 27-24 victory 10/8 at Miami in first game...named AFC Special Teams Player-of-the-Week 10/15 vs. San Francisco with 4-4 FGs (32, 46, 45, 41) in 18-17 win...41-yard FG lifted Colts to 18-17 lead with 2:36 remaining in game and became first Colt to have game-deciding late FGs in consecutive games...had 30-yard FG with 5:51 remaining for winning points in playoff clinching 10-7 victory 12/23 vs. New England. **POST-SEASON:** Saw action in all three games...was 4-7 FGs and 7-7 PATs for 19 points...was 5-5 PATs at San Diego 12/31...was 1-3 FGs and 1-1 PATs at Kansas City 1/7/96...had 30-yard FG with 2:48 remaining in third quarter for decisive points...was 3-4 FGs and 1-1 PATs at Pittsburgh 1/14/96. **1993:** Was 17-26 FGs and 31-31 PATs for Jets...had FGs of 33 and 23 yards in 6-0 victory over New England 11/28...45-yard FG gave Jets a 3-0 victory at Washington 12/11...was 33-48 FGs in 27 games as Jet in 1992-93. **1992:** Led Jets in scoring and finished 12th in AFC with 65 points in 12 games...in first game kicked field goals of 47, 40, and 37 yards in 30-21 victory over New England 10/4...was Pro Football Weekly's "Golden Toe of the Week"...hit first nine career FGs...had 47-yard FG vs. Miami 11/1...with Sacramento (WLAFL) hit 5-8 field goals and 17-17 PATs...connected on two field goals in 21-17 win over Orlando in the World Bowl.

HONORS: 1995: AFC Special Teams Player-of-the-Week 10/15 vs. San Francisco. **1996:** Pro Bowl...Pro Football Weekly Kicker-of-the-Year...AFC Special Teams Player-of-the-Week 9/15 at Dallas and 11/17 vs. Jets...AFC Special Teams Player-of-the-Month (November)...AP, Pro Football Weekly/PFWA, Sporting News, Sports Illustrated, College and Pro Football Newsweekly and Football Digest NFL First-Team All-Pro...UPI, Football News AFC First-Team.

COLLEGE: Was three-time All-Big Eight choice at Oklahoma State...ranks second on Cowboys' all-time list with 315 points (Barry Sanders, 330)...2-time honorable mention All-America...played in the 1991 Blue-Gray Game...set NCAA season records in 1990 for consecutive PAT (67) and most PAT in a season (67)...also punted and averaged 40+ yards a kick in 1990 (40.8) and 1989 (40.0).

PERSONAL: Full name is Robert Cary Blanchard...born in Fort Worth, Texas...lettered in football and baseball at L.D. Bell High School in Hurst, Texas...was offered scholarship from SMU for soccer...is scratch golfer (+3 handicap)...Blanchard and his wife, Mindi, reside with their children, Blake and Bayli, in Edmond, Okla.

BLANCHARD/BURROUGHS

CAREER STATISTICS

Year	FGM-FGA	PCT	PATs	PCT	LG	PTS
1992 Jets	16- 22	72.7	17- 17	100.0	47	65
1993 Jets	17- 26	65.4	31- 31	100.0	45	82
1995	19- 24	79.2	25- 25	100.0	50	82
1996	36- 40	90.0	27- 27	100.0	52	135
TOTAL	88-112	78.6	100-100	100.0	52	364

BLANCHARD BY DISTANCE

Year	1-19	20-29	30-39	40-49	50+	TOTAL
1992 Jets	2- 2	2- 3	5- 7	7- 9	0-1	16- 22
1993 Jets	1- 1	7- 8	4- 5	5-10	0-2	17- 26
1995	0- 0	5- 5	6- 8	7-10	1-1	19- 24
1996	1- 1	11-11	8- 9	11-14	5-5	36- 40
TOTAL	4- 4	25-27	23-29	30-43	6-9	88-112

CAREER BEST

Field Goals:	4	vs. San Francisco 10/15/95 at Dallas 9/15/96 vs. San Diego 11/3/96 vs. NY Jets 11/17/96
Field Goals Attempted:	5	at Denver 11/8/92
Points:	14	vs. NY Jets 11/17/96

53 SAMMIE BURROUGHS

Linebacker 6-0 227

Portland State

2nd Year With Colts

Free Agent - 1996

Born: June 21, 1973



GAMES STARTED/PLAYED: (1996, 1/16) Total 1/16

PRO: Signed by Colts as FA on April 26, 1996.

1996: Saw action in every game, earning lone start 9/8 at Jets at RLB...ranked 6th on team in tackles with 75, 39 solo...added three pressures, two hits, one pass defended and one FF...had five or more tackles eight times...had team-high 12 tackles, seven solo, one FF and one pass defended 9/15 at Dallas...fourth-quarter hit of RB-Emmitt Smith led to LB-Quentin Coryatt recovery...posted 11 tackles, six solo, at Jets in first career start...posted 10 tackles, seven solo, vs. Miami 9/23...had six special teams tackles, five solo.

POST-SEASON: Saw reserve action 12/29 at Pittsburgh...had one solo special teams tackle.

COLLEGE: Two-year starter...career totals included 23 starts, 131 total tackles, 87 solo, 11.5 tackles for losses, 11 sacks (81 yards), two interceptions (10 yards), one FF and one RF...started 13 games at OLB as **senior** and posted 60 tackles, 44 solo, nine tackles for losses (49 yards), seven sacks (42 yards) and two interceptions (10 yards)...started 10 games at weakside LB as **junior**...registered seven tackles vs. Sacramento State...posted five tackles with two sacks and one RF vs. Angelo State...transferred to Portland State from Mt. San Antonio (Cal.) Junior College, where he lettered twice...administration of justice major.

PERSONAL: Full name is Sammie Lee Burroughs...born in Pomona, Calif....attended Pomona High School...single...resides in Aberdeen, Miss.

55 QUENTIN CORYATT

Linebacker 6-3 250
 Texas A&M
 6th Year With Colts
 Draft-1b, 1992 (2nd overall)
 Born: August 1, 1970



GAMES STARTED/PLAYED: (1992, 7/7); (1993, 16/16); (1994, 16/16); (1995, 16/16); (1996, 7/8) Total 62/63

PRO: Pick obtained by Colts in trade with Tampa Bay for QB-Chris Chandler.

1996: Inactive 10/6 at Buffalo with calf injury sustained 9/23 vs. Miami...missed games 7-10 and 14-16 with pectoral injury...placed on injured reserve 12/11...played but did not start due to shoulder injury 9/8 at Jets, ending 49-game starting streak...had 58 tackles, 31 solo, four pressures, three hits, two RF and one FF...had 11 tackles, five solo, vs. Arizona 9/1...posted 11 tackles, six solo, and one RF 9/15 at Dallas...had other RF 11/17 vs. Jets and had FF at Jets...has 25 career double-digit tackle outings and career totals include 566 total tackles, 25 passes defended, 21 pressures, 6.5 sacks (30 yards), seven RF, five FF and one interception (six yards).

CAREER NOTES: 1995: Started at RLB...ranked 2nd on club with 163 total tackles while topping club with 86 solo tackles...added 16 hits, seven passes defended, six pressures, 2.5 sacks (five yards), three RF, one FF and one interception (six yards)...had six solo special teams tackles...had nine double-digit tackle outings and had season-high 19 tackles, 10 solo, two passes defended and one sack (0 yards) vs. San Francisco 10/15...posted 14 tackles, eight solo, 11/5 vs. Buffalo...had first career interception (six yards) 12/17 vs. San Diego...had other sacks 9/17 at Buffalo (0.5-0.0) and 12/23 vs. New England (1-5)...had RF 10/1 vs. St. Louis, 11/19 at New England and 11/26 vs. Miami and had FF 12/3 at Carolina...exited games in third quarter at Jets 9/10 (groin) and at Carolina (achilles) with injuries. **POST-SEASON:** Started all three games at RLB...posted 30 tackles, 18 solo, two hits, one pressure, one pass defended and one interception (10 yards)...had four special teams tackles, three solo...had team-high 12 tackles, eight solo, two solo special teams tackles and one interception at Kansas City 1/7/96. **1994:** Started at RLB in 4-3 scheme...ranked 3rd on club with 141 total tackles, 61 solo...had eight hits, six passes defended, two pressures, one sack (four yards) and one RF...had seven double-digit tackle games...had season-high 14 tackles, eight solo, and one RF 9/18 at Pittsburgh...set record for longest fumble return in team history with 78t...suffered stretched brachial plexus on game's first play 10/30 at Jets and missed remainder of contest...had sack 9/4 vs. Houston. **1993:** Started at MLB in 4-3 scheme...led team in tackles with 150, 96 solo...became first player other than LB-Jeff Herrod to lead team in total tackles since LB-Duane Bickett (1988)...had 11 passes defended, eight hurries, one sack and one FF...posted team season-high 17 tackles, seven solo, 11/29 vs. San Diego...had sack 9/12 at Cincinnati and FF 1/2/94 vs. Buffalo. **1992:** Started at LILB in 3-4 scheme...missed final nine games after suffering displaced bone in left wrist 10/25 at Miami...had surgery and pin inserted 10/26...totaled 54 tackles, 41 solo, two sacks (21 yards), two FF, one RF, one QB pressure and one pass defended...ranked 2nd on team in tackles at time of injury...had 11 tackles, nine solo, one FF and one pass defended 9/20 at Buffalo for top game...had two sacks 9/6 vs. Cleveland.

HONORS: 1992: Pro Football Weekly/Pro Football Writers Association NFL All-Rookie Team.

COLLEGE: Two-year starter who earned All-America and All-SWC honors as junior and senior at ILB...career totals included 184 tackles, 106 solo, 16 tackles for losses (72 yards), 7.5 sacks, three RF and one FF...had 92 tackles, 50 solo, 11 tackles for losses (46 yards), 4.5 sacks, three passes defended, one FF and one RF as **senior**...helped lead team to Cotton Bowl...totaled 92 tackles, 56 solo, 18 QB pressures, five tackles for losses (26 yards), three

sacks and two RF as **junior**...helped lead team to Holiday Bowl...kinesiology major.

PERSONAL: Full name is Quentin John Coryatt...born in St. Croix, Virgin Islands...lettered in football, baseball and track at Lee High School in Baytown, Tex....single...resides in Sugarland, Tex.

32 ZACK CROCKETT

Running Back 6-2 246

Florida State

3rd Year With Colts

Draft-3, 1995 (79th overall)

Born: December 2, 1972



GAMES STARTED/PLAYED: (1995, 0/16); (1996, 5/5) Total 5/21

1996: Started first five games at FB before knee injury 10/6 at Buffalo ended season...placed on injured reserve 10/22 and was lost for season with anterior cruciate ligament injury in left knee...earned first career regular season start 9/1 vs. Arizona and had 2t reception from QB-Jim Harbaugh...was 10-36 rushing and 4-60 receiving for career-high receptions and yardage 9/15 at Dallas...had 18-yard reception at Dallas to set up game-winning FG, while career-long 32-yard reception set up 3rd qtr. TD...was 9-81 rushing for career-high yardage total 9/23 vs. Miami...also had career-long 25-yard rush...had two special teams tackles, one solo.

CAREER NOTES: 1995: Saw reserve and special teams action in 16 games...started in playoffs for injured FB-Roosevelt Potts...had six special teams tackles, four solo...was 1-0 vs. San Diego 12/17 for seasonal rushing totals...totaled 2-36 receiving, going 1-16 vs. Buffalo 11/5 and 1-19 vs. San Diego. **POST-SEASON:** Saw action in all three games, starting final two...was 20-161, 2 TDs rushing and 6-37 receiving...entered matchup at San Diego 12/31 with one career rush for 0 yards before totaling 13-147, 2 TDs rushing and 2-10 receiving...had 33t and 66t runs...set club playoff marks for rushing yards, yards per carry (11.3) and longest rush (66), while 157 total yards ranked second all-time (178, Raymond Berry, 12/28/58)...11.3 rushing avg. was third-highest in NFL playoff history (15.9, Elmer Angsman, Chicago Cardinals vs. Philadelphia 12/28/47; 15.85, Keith Lincoln, San Diego vs. Boston 1/5/64).

COLLEGE: Two-year letterman and one-year starter...career totals included 22 games with 11 starts and 111-481, 12 TDs rushing...started 11 games as **senior** and was 83-341, 11 TDs rushing, 14-165 receiving...became first FSU fullback since 1984 to rush for 100+ yards in a game after 19-123 rushing with 1t and 14t scores vs. Maryland...had 24t rush vs. Wake Forest, 1t vs. North Carolina, 1t and 2t rushes vs. Miami and 1t, 4t and 1t rushes vs. Duke for other scores...redshirted in 1993...saw reserve action in 11 games as **junior** and totaled 28-140, 1 TD rushing...saw extensive action on special teams...transferred from Hinds (Raymond, Miss.) Community College...started 10 games as **sophomore** and totaled 239-967, 11 TDs rushing...was All-America, all-state and all-region choice...saw action in 10 games with seven starts as **freshman**...was 172-801, 7 TDs...criminology major.

PERSONAL: Full name is Zack Crockett...born in Pompano Beach, Fla....was first-team all-district and second-team all-state at Ely High School...brother, Henri, played MLB at Florida State and was D4-97 pick by Atlanta...participates in Colts-Star/News Gridiron Geography program...single...resides in Tallahassee, Fla.

CROCKETT/DANIEL

CAREER STATISTICS

Year	No.	RUSHING					RECEIVING				
		Yds.	Avg.	LG	TD	No.	Yds.	Avg.	LG	TD	
1995	1	0	0.0	0	0	2	35	17.5	19	0	
1996	31	164	5.3	25	0	11	96	8.7	32	1	
TOTAL	32	164	5.1	25	0	13	131	10.1	32	1	

CAREER BEST

RUSHING		RECEIVING	
Carries: 10	at Dallas 9/15/96	Receptions: 4	at Dallas 9/15/96
Yards: 81	vs. Miami 9/23/96	Yards: 60	at Dallas 9/15/96
Longest: 25	vs. Miami 9/23/96	Longest: 32	at Dallas 9/15/96
		TDs: 1	vs. Arizona 9/1/96

38 EUGENE DANIEL

Defensive Back 5-11 178

Louisiana State

14th Year With Colts

Draft-8, 1984 (205th overall)

Born: May 4, 1961



GAMES STARTED/PLAYED: (1984, 13/15); (1985, 16/16); (1986, 15/15); (1987, 11/12); (1988, 15/16); (1989, 14/15); (1990, 15/15); (1991, 16/16); (1992, 13/14); (1993, 16/16); (1994, 15/16); (1995, 16/16); (1996, 9/16)
Total 184/198

1996: Started games 3-6 and 12-16 at RCB...ranks second in Colts' history in career games played with 198 (Johnny Unitas, 206, 1956-72), while 34 career ints. are T3rd all-time...had 47 tackles, 28 solo, while ranking 2nd on team in passes defended (10) and interceptions (3-35)...added one FF and one RF...was Ed Block Courage Award winner by vote of teammates, an annual recognition of courageous play by an individual...had season-high seven tackles, four solo, 10/6 at Buffalo...posted seven tackles, three solo, and one interception (0 yards) 12/1 vs. Buffalo...posted five tackles, three solo, and two passes defended 12/5 vs. Philadelphia...was 2-35 ints. with 35t return vs. Jets 11/17...had passes defended in end zone in two of final three plays to preserve 20-13 win over Arizona 9/1...also had two passes defended 11/24 at New England...had FF at Kansas City 12/15 and RF at Cincinnati 12/22...career totals include 767 tackles, 192 passes defended, 34 interceptions (418 yards), seven FF, five RF, four sacks (50 yards) and one pressure. **POST-SEASON:** Started at RCB 12/29 at Pittsburgh and posted two tackles, one solo, and one interception...had 59t int. return for 2nd-longest in Colts' playoff history.

CAREER NOTES: **1995:** Started at RCB...had 46 tackles, 31 solo...tied for team lead with three interceptions (142 yards) while ranking 2nd with 16 passes defended...had one FF...had season-high six tackles, three solo, 10/8 at Miami...had five tackles, three solo, and three passes defended 9/3 vs. Cincinnati...had 97t int. return 10/29 vs. Jets on final play of first half, the longest return in club history...also had ints. 11/26 vs. Miami (0 yards) and 12/10 at Jacksonville (45 yards)...had FF 10/15 vs. San Francisco. **POST-SEASON:** Saw reserve action in all three games...had three tackles, one solo, one interception (13 yards) and one pass defended...had int. at Kansas City 1/7/96. **1994:** Was reserve 10/23 vs. Washington with hip injury...had 78 tackles, 57 solo, 14 passes defended, two interceptions (six yards) and one FF...had nine tackles, seven solo, and one pass broken up at Miami 11/6...tackled Jets' WR-Rob Moore for no gain on 4th-1 at Colt 38 with 1:35 remaining to preserve 28-25 win 10/30...had ints. 10/2 vs. Seattle and 12/11 at New England (six yards)...had FF 11/20 at Cincinnati. **1993:** Had 63 tackles,

47 solo, one interception (17 yards) and team-high 14 passes defended...had eight tackles, seven solo, 9/12 at Cincinnati...had int. with 1:01 remaining to set up winning FG 12/5 at Jets. **1992:** Was inactive 9/6 vs. Cleveland and 9/13 vs. Houston due to knee injury...saw reserve action 9/20 at Buffalo...had 56 tackles, 49 solo, 14 passes defended, two sacks (six yards) and one interception...had six tackles, four solo, and one sack (two yards) 11/15 vs. New England and int. 10/4 at Tampa Bay. **1991:** Totaled 58 tackles, 38 solo, 10 passes defended, three interceptions (22 yards) and one FF...had seven tackles, three solo, vs. Miami 11/3 for top outing...ints. came 9/22 vs. Detroit (10 yards), 10/6 vs. Pittsburgh and 10/20 vs. Jets (12 yards). **1990:** Started 15 games at RCB...was inactive 10/7 vs. Kansas City due to knee injury at Philadelphia 9/30...had 59 tackles, 48 solo...led team with 18 passes defended while adding one FF. **1989:** Missed starts 11/19 vs. Jets and 11/26 vs. San Diego due to virus...was inactive vs. Jets, but subbed vs. San Diego...had 51 tackles, 41 solo, one interception (34 yards), 14 passes defended, one FF and one RF...had six stops 9/24 vs. Atlanta, 10/15 at Denver and 11/12 at Buffalo for top tackle games. **1988:** Did not start 10/9 at Buffalo...had 65 tackles, 52 solo, 13 passes defended and two ints. (44 yards)...had 41t interception 10/16 vs. Tampa Bay for deciding score in 35-31 win. **1987:** Missed weeks 3-5 and start 11/1 at Jets...had 39 tackles, 30 solo, 17 passes defended and two interceptions (34 yards)...was last player to intercept Dan Fouts at San Diego 12/20...had five solo tackles in 1/9/88 Divisional Playoffs at Cleveland. **1986:** Missed contest 11/16 at Jets...had 69 stops, 52 solo, two ints., a team-high 15 passes defended and one RF...returned blocked punt 13 yards for TD with :20 remaining 12/7 at Atlanta in Colts' 28-23 win. **1985:** Led club for second straight season while ranking T2nd in NFL with eight interceptions (53 yards)...had 74 tackles, 65 solo, and 23 passes defended...was 3-45 interceptions with one RF vs. Green Bay 10/27 to earn AFC Defensive Player-of-the-Week honors...three ints. tied Colts' record...had one int., nine tackles and a blocked FG vs. Denver 10/13...had two RF and one FF. **1984:** Stepped in at RCB and picked off a team-high six passes...had two thefts in debut 9/2 vs. Jets...had 62 tackles, 45 solo, 14 passes defended and five special teams tackles.

HONORS: **1985:** The Football News All-AFC Team...AFC Defensive Player of the Week 10/27 vs. Green Bay.

COLLEGE: Four-year letterman...signed as QB out of high school but was converted to DB...career totals included 156 total tackles...helped Tigers reach 1982 Orange Bowl as sophomore...holds degree in marketing.

PERSONAL: Full name is Eugene Daniel...born in Baton Rouge, La....attended Robert E. Lee High School...Daniel and his wife, Pamela, reside with their son, Eugene Daniel III (10-31-88) and daughter, Keirston (8-11-86), in Baton Rouge, La.

CAREER STATISTICS

INTERCEPTIONS

Year	No.	Yds.	Avg.	LG	TD
1984	6	25	4.2	18	0
1985	8	53	6.6	29	0
1986	2	6	3.0	3	0
1987	2	34	17.0	38	0
1988	2	44	22.0	41 t	1
1989	1	34	34.0	34	0
1990	0	0	0.0	0	0
1991	3	22	7.3	12	0
1992	1	0	0.0	0	0
1993	1	17	17.0	17	0
1994	2	6	3.0	6	0
1995	3	142	47.3	97 t	1
1996	3	35	11.7	35 t	1
TOTAL	34	418	12.3	97 t	3

DANIEL/DAWKINS

CAREER BEST

Number:	3	vs. Green Bay 10/27/85
Yards:	97	vs. NY Jets 10/29/95
Longest:	97t	vs. NY Jets 10/29/95
TDs:	1	vs. Tampa Bay 10/16/88 vs. NY Jets 10/29/95 vs. NY Jets 11/17/96

87 SEAN DAWKINS

Wide Receiver 6-4 215

California

5th Year With Colts

Draft-1, 1993 (16th overall)

Born: February 3, 1971



GAMES STARTED/PLAYED: (1993, 7/16); (1994, 16/16); (1995, 13/16); (1996, 14/15) Total 50/63

1996: Inactive with sprained ankle 12/22 at Cincinnati...did not start 9/8 at Jets due to sprained ankle but played and did not have any catches, ending streak of 34 consecutive games with reception...has receptions in 55 of 63 career games...one of six players in club history to post three consecutive 50+ reception seasons (WR-Bill Brooks, 6; WR-Raymond Berry, 5; RB-Lydeell Mitchell, 4; WR-Jessie Hester, 4; RB-Marshall Faulk, 3)...ranked 2nd on club in receiving yards (751) and 3rd in receptions (54)...seasonal receptions were career-best and increased for fourth consecutive year...fell 34 yards shy of increasing yardage for fourth consecutive campaign...had 4+ receptions 10 times...was 5-96, 1 TD receiving at Miami 11/10 for season-high yardage outing...had 16t from QB-Paul Justin for lone TD of season...was 8-84 receiving vs. New England 10/20 to match career-high receptions total...was 4-70 receiving 11/17 vs. Jets...had five receptions 10/27 at Washington (61 yards) and 11/3 vs. San Diego (63 yards)...had season-long 42-yard grab at Kansas City 12/15. **POST-SEASON:** Was 2-18 receiving at Pittsburgh 12/29.

CAREER NOTES: 1995: Did not start 9/3 vs. Cincinnati, 9/10 at Jets and 10/1 vs. St. Louis...was backup for first two games before assuming No. 1 spot after season-ending injury to WR-Flipper Anderson...did not start vs. St. Louis as club opened in two-TE alignment...ranked 1st on club in receiving yards (784), 2nd in receptions (52) and 3rd in TDs (3)...was 7-77 at Miami 10/8 for top receptions game...was 6-63 in 4th qtr. and OT scoring drives...totaled 6-123 vs. San Diego 12/17 for fourth career 100+ outing and top yardage game...was 4-101 at New England 11/19...had 40-yard grabs from QB-Jim Harbaugh in each half, both setting up TDs...was 6-81 at Carolina 12/3...was 4-71 with season-long 52 yarder at Oakland 10/22...connected with Harbaugh on 15t at Jets, 5t vs. Miami 11/26 and 31t at Carolina 12/3 for scoring receptions.

POST-SEASON: Started all three games...was 13-182, one TD receiving...had 42t snare at San Diego 12/31. **1994:** Ranked 1st on club in receiving yards, 2nd in TDs and 3rd in receptions with 51-742, 5 TDs...Dawkins and RB-Marshall Faulk were only Colts with receptions in each game...was 6-105 at Buffalo 10/16 for top seasonal yardage outing...was 7-85, one TD 11/17 vs. New England for top reception outing...had 23t from QB-Don Majkowski...was 5-99 with season-long 49-yarder vs. Seattle 10/2...was 5-78 with 19t from QB-Jim Harbaugh 9/18 at Pittsburgh...had 8t from Majkowski with 1:54 remaining for winning score in 17-13 victory at Cincinnati 11/20...other scores were 24t from Harbaugh 10/23 vs. Washington and 16t from Majkowski 12/4 at Seattle.

1993: Earned starts in three-WR sets 9/5 vs. Miami, 10/10 vs. Dallas, 10/24 at Miami, 10/31 vs. New England, 11/7 at Washington, 12/12 at Giants and 12/19 vs. Philadelphia...was 26-430, 1 TD receiving...ranked 4th on club in receiving

DAWKINS/DILGER

yards and 5th in receptions...was 8-144 including season-long 68-yard reception vs. Dallas for top game...first career reception was 25t from QB-Jack Trudeau in rookie debut vs. Miami.

COLLEGE: Three-year letterman and two-year starter who totaled 129-2,124, 31 TDs receiving for career...career TD totals are school record, while yardage ranks 2nd and receptions 5th...selected first-team All-America by Associated Press, The Sporting News, the Walter Camp Foundation and the Football Writers Association with 65-1,070, 14 TDs as **junior**, all school seasonal records...was unanimous All-Pac Ten choice...was 6-156, one TD vs. Washington, 9-144, two TDs vs. Stanford, 9-142 vs. Arizona and 9-130, three TDs vs. San Jose State...had three TDs vs. Southern Cal and two scores vs. UCLA...was 45-778, 12 TDs as **sophomore**...was 6-139, two TDs against Stanford for top game...helped team to Citrus Bowl win over Clemson...was 19-276, five TDs as **freshman**...helped team to Copper Bowl win over Wyoming...business major.

PERSONAL: Full name is Sean Russell Dawkins...born in Red Bank, N.J....attended Homestead (Calif.) High School...lettered in track and was league champion in 200- (21.7) and 400-meter (48.5), both school records...also ran 4x100 relays...single...resides in Sunnyvale, Calif.

CAREER STATISTICS

RECEIVING

Year	No.	Yds.	Avg.	LG	TD
1993	26	430	16.5	68	1
1994	51	742	14.5	49	5
1995	52	784	15.1	52	3
1996	54	751	13.9	42	1
TOTAL	183	2707	14.8	68	10

CAREER BEST

Receptions:	8	vs. Dallas 10/10/93 vs. New England 10/20/96
Yards:	144	vs. Dallas 10/10/93
Longest:	68	vs. Dallas 10/10/93
TDs:	1	10 times

85 KEN DILGER

Tight End 6-5 259
Illinois
3rd Year With Colts
Draft-2, 1995 (48th overall)
Born: February 2, 1971



GAMES STARTED/PLAYED: (1995, 13/16); (1996, 16/16) Total 29/32

1996: One of four Colts to start 16 games and has started 29 consecutive games, the 2nd-longest streak on club (38, Jason Belser)...ranked 2nd on team in receiving TDs (4), 3rd in yardage (503) and 4th in receptions (42)...joined John Mackey (8), Jim Mutscheller (6), Raymond Chester (4) and Lydell Mitchell (2) as only Colts TEs with multiple career 100+ outings...joined Mackey (4) and Cash (2) as only TEs with consecutive 40+ reception seasons...was 7-156, 1 TD receiving 9/8 at Jets, the most reception yards by Colts' TE in club history (John Mackey, 5-144 vs. Minnesota, 12/8/63)...had 22t from QB-Jim Harbaugh and season-long 51-yard reception...also had 28- and 29-yard grabs...was 6-43, with 1t receiving at Cincinnati 12/22...was 5-36 receiving at Miami 11/10...was 3-58 receiving at Washington 10/27 including 40-yarder...was 3-53 with 28-yarder 10/6 at Buffalo...had 8t reception 9/15 at

DILGER

Dallas and 1t vs. Miami 9/23 for other scores...did not have any receptions 12/1 vs. Buffalo, 12/5 vs. Philadelphia and 12/15 at Kansas City. **POST-SEASON:** Was 1-4 receiving at Pittsburgh 12/29.

CAREER NOTES: 1995: Started final 13 games and was 42-635, 4 TDs receiving to eclipse receiving totals of three Colts tight ends in 1994 (18-203, 1 TD)...became fourth tight end in club history (Cash, 1992-93; Mackey, 1965-68; Tom Mitchell, 1972) to post 40+ receptions in season...had reception in every game except 12/3 at Carolina...outperformed three TEs chosen ahead of him in 1995 draft (Kyle Brady, 9th overall by Jets, 26-252-2 TDs; Mark Bruener, 27th overall by Pittsburgh, 26-238-3 TDs; Christian Fauria, 39th overall by Seattle, 17-181-1 TD)...was 7-125, 1 TD vs. San Francisco 10/15 for top receptions and yardage game, with 15t from QB-Jim Harbaugh...also had season-long 42-yarder...was 5-74 with long of 36 in playoff-clinching win vs. New England 12/23...was 4-92 at Miami 10/8 with grabs of 38 and 25 yards...had 39-yard receptions 11/5 vs. Buffalo and 11/26 vs. Miami...had 16t from QB-Craig Erickson 12/10 at Jacksonville, 3t from Harbaugh at New England 11/19 and 13t from Harbaugh 12/17 vs. San Diego for other scores...recovered onside kick at Jacksonville which led to Colts final TD. **POST-SEASON:** Started all three games...was 3-39, one TD receiving...had 2t at San Diego 12/31.

HONORS: 1995: College and Pro Football Newsweekly, Football News and Pro Football Weekly/PFWA NFL All-Rookie.

COLLEGE: Four-year letterman and three-year starter...career totals included 39 games with 33 starts, 81-1,008, 8 TDs receiving...was 41-547, 5 TDs while starting 11 games as **senior**...was 6-114 for season-high receptions and yardage outing vs. Minnesota...climaxed career with 7-60 and 17t performance in 30-0 Liberty Bowl victory over East Carolina...started 11 games as **junior** totaling 17-212, 2 TDs receiving...was 4-68 with 17t vs. Michigan for season-high receptions and yardage outing...saw reserve action in six games in injury-plagued **sophomore** season and posted 6-42 receiving...was 3-18 vs. Michigan for top game...named team's Most Improved Player as **freshman**...started 11 games and totaled 17-207, 1 TD receiving...set school freshman seasonal receiving yardage record...was 5-77 vs. Iowa...was 1-5 vs. UCLA in John Hancock Sun Bowl...redshirted in 1990...worked as QB and LB on scout team before moving to TE...sat out 1989 to work, enrolling in school in time for 1990 spring practice...holds degree in marketing.

PERSONAL: Full name is Kenneth Ray Dilger...born in Mariah Hill, Ind....was team captain as QB at Heritage Hills High School...passed for school career record 3,750 yards...set school seasonal marks with 2,005 yards and 23 TDs/5 ints. as senior...also earned all-conference honors in basketball and baseball...hosted Ken Dilger golf tournament to benefit Indianapolis Juvenile Diabetes Foundation...participates in Colts-Star/News Gridiron Geography program...Dilger and his wife, Heidi, reside in Carmel, Ind.

CAREER STATISTICS

RECEIVING

Year	No.	Yds.	Avg.	LG	TD
1995	42	635	15.1	42	4
1996	42	503	12.0	51	4
TOTAL	84	1138	13.5	51	8

CAREER BEST

Receptions:	7	vs. San Francisco 10/15/95
		at NY Jets 9/8/96
Yards:	156	at NY Jets 9/8/96
Longest:	51	at NY Jets 9/8/96
TDs:	1	8 times

15 CHRIS DOERING

Wide Receiver 6-4 195
 Florida
 2nd Year With Colts, 1st in NFL
 Free Agent - 1996
 Born: May 19, 1973



GAMES STARTED/PLAYED: (1996, 0/1) Total 0/1

PRO: Signed by Colts to active roster from practice squad on December 20, 1996...originally was D6-1996 of Jacksonville, the 185th selection overall...waived on August 19, 1996...signed by Colts to practice squad on August 27, 1996.

1996: Saw first career action at Cincinnati 12/20 and was 1-10 receiving...spent games 1-15 on practice squad. **POST-SEASON:** Inactive 12/29 at Pittsburgh.

COLLEGE: Four-year letterman and three-year starter...career totals included 149-2,107, 31 TDs receiving...TDs were most in SEC history while receptions and yardage ranked 4th in school history...was second-team All-America by Associated Press and first-team All-SEC as **senior**...led team and ranked 17th in nation with 70-1,045, 17 TDs receiving...TDs set school and conference records...had four 100-yard outings and multiple TD outings...saw action in 13 games with seven starts as **junior**...was 35-496, 7 TDs receiving...earned SEC Academic Honor Roll recognition...saw action in every game with five starts as **sophomore**...posted 43-553, 7 TDs...saw reserve action in four games as **freshman**...was 1-13 receiving...was redshirt in 1991 after joining team as walk-on...holds degree in journalism/telecommunications.

PERSONAL: Full name is Christopher Paul Doering...born in Gainesville, Fla....attended P.K. Yonge High School...lettered in football, basketball and baseball...was all-state in football and as shortstop in baseball...helped basketball team to state title as senior...single...resides in Gainesville, Fla.

28 MARSHALL FAULK

Running Back 5-10 211
 San Diego State
 4th Year With Colts
 Draft-1a, 1994 (2nd overall)
 Born: February 26, 1973



GAMES STARTED/PLAYED: (1994, 16/16); (1995, 16/16); (1996, 13/13) Total 45/45

1996: Career rushing totals place him sixth in Colts history in TDs, seventh in attempts and eighth in yards...Colts are 5-1 in his 100+ rushing outings, 12-6 in 100+ yards from scrimmage outings...has three consecutive 1000+ yards from scrimmage seasons to join Eric Dickerson (1987-89) for 3rd-best streak in club history (5, Lenny Moore, 1957-61; Lydell Mitchell, 1973-77)...has receptions in all 45 career games, tying for third-longest streak in club history (62, Jessie Hester; 58, Jimmy Orr; 45, Lenny Moore)...56 seasonal receptions tied career best (1995) and marked third consecutive 50+ campaign, trailing only Lydell Mitchell (4) for most by team RB. **GAME HIGHLIGHTS:** Was inactive 9/15 at Dallas, 9/23 vs. Miami and 10/20 vs. New England with toe injury suffered 9/8 at Jets...was 16-101, 2 TDs rushing vs. Philadelphia 12/5 for lone 100-yard outing...also posted 7-40 receiving for 141 yards from scrimmage...had 13t and 7t rushes and season-long 43-yard rush...was 20-71 rushing and 4-18 receiving at Kansas City 12/15...was 20-55, with 1t rush at

FAULK

Buffalo 10/6...was 13-53, with 1t rush at Washington 10/27...was 23-46 with 1t rush and 10-78 receiving vs. Buffalo 12/1...had 1t rushes at Jets and 10/13 vs. Baltimore for other rushing scores...10 receptions vs. Buffalo marked career single-game high and joined Anthony Johnson (3), Lydell Mitchell (3), Joe Washington (3), Don McCauley (3), Curtis Dickey (1) and Randy McMillan (1) as only Colts RBs with 10+ reception game...had four or more receptions eight times...was 7-64 receiving at Cincinnati 12/22 and 4-62 vs. Arizona 9/1 including season-long 30-yarder for other top receiving games. **POST-SEASON:** Was 9-25 rushing and 3-10 receiving at Pittsburgh 12/29.

CAREER NOTES: 1995: Earned 2nd consecutive Pro Bowl spot...was 289-1,078, 11 TDs rushing and 56-475, 3 TDs receiving...led team in rushing attempts, rushing yardage and receptions, while ranking third in receiving yardage...ranked 5th in AFC, 12th in NFL, in rushing...ranked 3rd in AFC, 11th in NFL, with 1,553 total yards from scrimmage...11 rushing TDs were third in AFC, T4th in NFL, while 14 total TDs ranked T4th in AFC, T7th in NFL...14 TDs were T5th most in club single-season history...joined RB-Curtis Dickey (1980-81) as only Colts to open career with two consecutive 10+ TD seasons...became 13th NFL RB to post 1,000+ rushing seasons in first two years...joined RB-Lydell Mitchell (1975-77) and RB-Eric Dickerson (1987-89) as only Colts with consecutive 1,000+ rushing seasons...helped club rank 7th in AFC rushing, 11th in NFL (115.9 ypg.), and post nine 100+ outings...had 24 rushes of 10+ yards, 13 of 15+, six of 20+ and five of 30+...345 combined rushes and receptions were sixth-highest seasonal total in club history...289 rushing attempts ranked third in AFC, 11th in NFL...totaled 31.6 seasonal percentage of club's net offense (1,553/4,919)...figured in 345 of club's 961 total plays (35.9%), 289 of 478 rushing attempts (60.5%) and 1,078 of 1,855 rushing yards (58.1%)...had 97.1 avg. yards from scrimmage...Faulk and WR-Sean Dawkins were only Colts to post reception in each game. **GAME HIGHLIGHTS:** Was 19-177, 3 TDs rushing and 5-45 receiving vs. St. Louis 10/1 for top career game...rushing and yards from scrimmage (222) were personal-bests...became first Colt to have two three-TD outings (also 9/4/94 vs. Houston)...rushing was sixth-best team single-game total while yards from scrimmage placed fourth all-time...had 32t in first quarter, 33t in second quarter and 1t in third quarter...tied Lenny Moore's club record (6-122, 11/26/61 at Washington) for fewest carries to surpass 100 yards (6-113)...helped club rush for 200+ yards (235) for first time since 12/4/88 at Miami (221)...was 21-81 rushing and 8-58, 1 TD receiving at Jets 9/10...had 14t from QB-Jim Harbaugh with 2:38 remaining for tying score...had rushing and receiving TD in same game at Buffalo 9/17 for first time in career (13t rush/18t reception)...had 7t and 9t rushes 10/22 at Oakland...was 17-98, 1 TD rushing, 3-21 receiving 11/12 at New Orleans...had 6t rush...was 24-96, 1 TD rushing and 8-71 receiving 11/19 at New England...had 10t rush...was 22-95 rushing, 5-38, 1 TD receiving 11/26 vs. Miami...had 7t reception and season-long 40-yard rush...reached 1,000 seasonal rushing yards 12/10 at Jacksonville...had 1t rushes at Jacksonville and 12/17 vs. San Diego and 4t rush vs. Buffalo 11/5 for other rushing scores...left game 12/23 vs. New England in first quarter with bruised knee. **POST-SEASON:** Was 1-16 rushing at San Diego 12/31 for post-season totals...left game with bruised knee after initial carry and did not return...underwent successful arthroscopy on left knee 1/5/96 for removal of two articular loose bodies...was inactive at Kansas City and at Pittsburgh. **1994:** Named 1995 Pro Bowl starter and consensus NFL Offensive Rookie-of-the-Year after posting 314-1,282, 11 TDs rushing and 52-522, 1 TD receiving...was eighth Colts' rookie named to Pro Bowl and set eight club rookie marks while tying another...became fourth player in club history and first rookie to post 1,000+ rushing campaign...rushing total ranked 3rd in AFC, 5th in NFL, and was 3rd-best club seasonal total and 10th-highest NFL rookie total ever...total yards from scrimmage (1,804) ranked 2nd in AFC, 4th in NFL, and represented 2nd-highest club mark and 4th-highest NFL rookie total ever...was 2nd in AFC, 3rd in NFL, in rushing TDs while placing T1st in AFC, T4th in NFL, with 12 total TDs...helped club notch highest rushing output (2,060) since 1988 (2,249) and rank 3rd in AFC, 4th in NFL, with 128.8 ypg...team surpassed 100+ rushing 12 times (most since 14 in 1988), and posted 15 rushing TDs (most since 23 in 1988)...had 31 rushes of 10+ yards, 18 of 15+, 12 of 20+ and five of 30+...366 combined rushes and receptions were 3rd-highest seasonal total in club history...314 rushing attempts ranked

7th in NFL and were fifth-most ever by NFL rookie...tallied 40.9 seasonal percentage of club's net offense (1,804/4,413), ranking 2nd in NFL (Barry Sanders; 2,166/5,002, 43.3%) and 2nd in team history (Eric Dickerson; 2,036/4,870, 41.8%, 1988)...figured in 366 of club's 899 plays (40.7%), 314 of 495 rushing attempts (63.4%) and 1,282 of 2,060 rushing yards (62.2%)...had 112.75 avg. yards from scrimmage for 7th-highest club seasonal total...Faulk and Dawkins were only Colts to post reception in each game. **GAME HIGHLIGHTS:** Was 23-143, 3 TDs rushing and 1-31 receiving in debut vs. Houston 9/4...three TDs set Colt rookie single-game record while 143 yards ranked as 3rd-highest Colt rookie debut (Alan Ameche, 194 vs. Detroit, 9/25/55; Randy McMillan, 146 at New England, 9/6/81) and 5th-highest NFL rookie debut since 1970 (193, Ottis Anderson vs. Dallas, 1979; 167, William Andrews vs. New Orleans, 1979; 153, Billy Sims vs. Rams, 1980; McMillan at New England)...had scoring runs of 1, 2 and 11 yards and 52-yard rush...was 18-104 rushing and 7-82 receiving for 186 yards from scrimmage at Tampa Bay 9/11...had 30-yard rush and 47-yard reception...joined Ameche as only Colt rookies and only seventh player in NFL history to open career with two consecutive 100+ rushing outings...was 26-90, 2 TDs rushing and 4-23 receiving vs. Seattle 10/2...had 5t and 1t rushes...was 20-93 rushing and 4-26 receiving at NY Jets 10/9...was 22-86 rushing and 8-127, 1 TD receiving vs. Washington 10/23...had 85t from Harbaugh, the 5th-longest reception in team history and 2nd-longest by running back (88t, Tom Matte vs. Atlanta, 9/17/67)...213 yards from scrimmage was highest single-game rookie total in club history (212, Lenny Moore vs. Green Bay, 10/28/56)...was 24-110, 2 TDs rushing and 2-21 receiving vs. Jets 10/30...had 29t run on 4th-1 at Jet 29 with 8:27 remaining to give Colts 28-18 lead...had 1t rush in third quarter...was 27-129, 1 TD rushing and 1-9 receiving at Seattle 12/4 with 45t rush...surpassed Ameche (961, 1955) for rookie seasonal rushing record...tallied fourth seasonal 100+ rushing performance to set club rookie record (Ameche, 3, 1955)...had 1t rushes 9/25 vs. Cleveland, 11/6 at Miami and 11/20 at Cincinnati for other scores. **PRO BOWL:** Only rookie to appear...named MVP after setting four records...posted 13-180, 14.8 avg., 1 TD rushing and 2-27 receiving for 207 yards from scrimmage...had fourth quarter runs of 41 and 49t off fake punt for final AFC TD in 41-13 win...set Pro Bowl records for rushing yardage (O.J. Simpson, 16-112, 1973), highest avg. gain per att. (7.0 avg.; Simpson, 1973; Ottis Anderson, 10-70, 1981), yards from scrimmage (170, Simpson, 112 rush/3-58 receiving, 1973) and longest run from scrimmage (Lawrence McCutcheon, 41, 1976)...helped AFC establish single-game records for rushing yards (400) and total yards (552).

HONORS: 1994: Pro Bowl Most Valuable Player...PFWA, The Sporting News, Football Digest, Sports Illustrated, College and Pro Football Newsweekly, NEA NFL Rookie-of-the-Year...AP, Pro Football Weekly NFL Offensive Rookie-of-the-Year...UPI AFC Rookie-of-the-Year...Football News All-Rookie...AP, College and Pro Football Newsweekly, Football Digest NFL All-Pro Second Team...Football News, UPI All-AFC. **1995:** Pro Bowl...AP NFL All-Pro Second Team...UPI All-AFC Second-Team...AFC Offensive Player-of-the-Week 10/1 vs. St. Louis...Miller Lite NFL Player-of-the-Week 10/1 vs. St. Louis.

COLLEGE: Three-time consensus All-America...career totals included school-record 766-4,589, 57 TDs rushing and 82-973, 5 TDs receiving...had career avg. of 148.0 ypg....rushed for 100+ yards in 23 of 32 career outings, including 200+ seven times and 300+ twice...had at least one TD in 27 outings, two or more 16 times and three or more 11 times...named consensus first-team All-America while starting 12 games as **junior**...ranked 5th in NCAA rushing with 300-1,530, 21 TDs...ranked 2nd on team with career-high 47-644, 3 TDs receiving...was 2nd in nation in scoring (12.0 ppg.) and 3rd in all-purpose yards (181.2 ypg.)...finished 4th in 1993 Heisman Trophy balloting...was 32-252, 2 TDs vs. Brigham Young for top yardage outing...was 8-205, 2 TDs receiving at Fresno State for top career receiving yardage game...was consensus All-America while starting 10 games as **sophomore**...became only fifth player in NCAA history and first since Cornell's Ed Marinaro (1970-71) to record back-to-back rushing titles with 265-1,630, 15 TDs rushing...added 18-128 receiving...finished 2nd in 1992 Heisman Trophy balloting...joined Herschel Walker as only players to surpass 3,000 career rushing yards after sophomore season...rushed 43-300, 4 TDs vs. Hawaii for top outing...was 27-220, 3 TDs vs. USC...was consensus All-America while seeing action in 10

FAULK

games as **freshman**...was 201-1,429, 21 TDs rushing, 17-201, 2 TDs receiving...became first freshman in NCAA history to lead nation in scoring (15.6 ppg.) and rushing (158.8 ypg.)...named UPI Freshman-of-the-Year...finished 9th in 1991 Heisman Trophy balloting, the 2nd-highest freshman ranking ever (Walker, 3rd, 1980)...was only third freshman ever named first-team Associated Press All-America (Tony Dorsett, 1973; Walker, 1980)...set NCAA freshman records for highest per game rushing average (158.8), most rushing TDs (21), most total TDs (23) and most points (140)...tied Emmitt Smith for earliest game for freshman to surpass 1,000 rushing yards by doing so in seventh game...rushed 37-386, 7 TDs vs. Pacific in only second career game to set NCAA standard for most single-game rushing yards and TDs by freshman...rushing total has since been broken...was 30-157, 1 TD rushing, 9-42 receiving vs. Tulsa in Freedom Bowl...did not redshirt...public administration major.

PERSONAL: Full name is Marshall William Faulk...born in New Orleans, La....saw action as RB, QB, WR and CB and lettered in track at George Washington Carver HS...worked part-time with school's custodial staff...grew up in the Desire Housing Project in New Orleans' Ninth Ward...worked at Latham and Watkins law firm in San Diego during summers...sends footballs after each TD to his mother in New Orleans...prior to 1997 season, she had received 63 from college and 33 from the NFL...along with corporate sponsors, contributes \$2,000 for each TD to the Marshall Plan, founded to support inner city youth in Indianapolis, New Orleans and San Diego...chose San Diego State because school offered him chance to play RB...single...resides in San Diego, Calif.

CAREER STATISTICS

Year	RUSHING					RECEIVING				
	No.	Yds.	Avg.	LG	TD	No.	Yds.	Avg.	LG	TD
1994	314	1282	4.1	52	11	52	522	10.0	85t	1
1995	289	1078	3.7	40	11	56	475	8.5	34	3
1996	198	587	3.0	43	7	56	428	7.6	30	0
TOTAL	801	2947	3.7	52	29	164	1425	8.7	85t	4

CAREER BEST

RUSHING		RECEIVING	
Carries: 27 at Seattle 12/4/94		Receptions: 10 vs. Buffalo 12/1/96	
Yards: 177 vs. St. Louis 10/1/95		Yards: 127 vs. Washington 10/23/94	
Longest: 52 vs. Houston 9/4/94		Longest: 85t vs. Washington 10/23/94	
TDs: 3 vs. Houston 9/4/94		TDs: 1 vs. Washington 10/23/94	
	vs. St. Louis 10/1/95		at NY Jets 9/10/95
			at Buffalo 9/17/95
			vs. Miami 11/26/95

FAULK'S 1994 GAME-BY-GAME STATISTICS

Opponent	RUSHING					RECEIVING				
	No.	Yds.	Avg.	LG	TD	No.	Yds.	Avg.	LG	TD
HOUSTON	23	143	6.2	52	3	1	31	31.0	31	0
@Tampa Bay	18	104	5.8	30	0	7	82	11.7	47	0
@Pittsburgh	15	61	4.1	17	0	1	11	11.0	11	0
CLEVELAND	22	61	2.8	11	1	4	27	6.8	14	0
SEATTLE	26	90	3.5	23	2	4	23	5.8	13	0
@N.Y. Jets	20	93	4.7	15	0	4	26	6.5	12	0
@Buffalo	26	64	2.5	13	0	2	22	11.0	13	0
WASHINGTON	22	86	3.9	38	0	8	127	15.9	85t	1
N.Y. JETS	24	110	4.6	31	2	2	21	10.5	15	0
@Miami	14	69	4.9	23	1	5	43	8.6	12	0
@Cincinnati	16	28	1.8	5	1	1	7	7.0	7	0
NEW ENGLAND	11	48	4.4	17	0	5	42	8.4	18	0
@Seattle	27	129	4.8	45t	1	1	9	9.0	9	0
@New England	17	50	2.9	7	0	2	16	8.0	13	0
MIAMI	16	64	4.0	24	0	2	15	7.5	11	0
BUFFALO	17	82	4.8	28	0	3	20	6.7	9	0
TOTAL	314	1282	4.1	52	11	52	522	10.0	85t	1

FAULK'S 1995 GAME-BY-GAME STATISTICS

Opponent	RUSHING					RECEIVING				
	No.	Yds.	Avg.	LG	TD	No.	Yds.	Avg.	LG	TD
CINCINNATI	19	49	2.6	11	0	3	41	13.7	34	0
@N.Y. Jets	21	81	3.9	18	0	8	58	7.3	14t	1
@Buffalo	15	47	3.1	14	1	2	23	11.5	18t	1
ST. LOUIS	19	177	9.3	33t	3	5	45	9.0	18	0
@Miami	16	42	2.6	14	0	2	17	8.5	9	0
SAN FRANCISCO	20	61	3.1	8	0	1	6	6.0	6	0
@Oakland	14	41	2.9	19	2	5	58	11.6	30	0
N.Y. JETS	15	30	2.0	7	0	1	1	1.0	1	0
BUFFALO	25	87	3.5	16	1	5	36	7.2	15	0
@New Orleans	17	98	5.8	30	1	3	21	7.0	15	0
@New England	24	96	4.0	17	1	8	71	8.9	26	0
MIAMI	22	95	4.3	40	0	5	38	7.6	12	1
@Carolina	20	53	2.7	8	0	2	12	6.0	9	0
@Jacksonville	22	54	2.5	19	1	1	4	4.0	4	0
SAN DIEGO	15	48	3.2	16	1	3	31	10.3	16	0
NEW ENGLAND	5	19	3.8	12	0	2	13	6.5	8	0
TOTAL	289	1078	3.7	40	11	56	475	8.5	34	3

FAULK'S 1996 GAME-BY-GAME STATISTICS

Opponent	RUSHING					RECEIVING				
	No.	Yds.	Avg.	LG	TD	No.	Yds.	Avg.	LG	TD
ARIZONA	12	46	3.8	15	0	4	62	15.5	30	0
@N.Y. Jets	10	25	2.5	9	1	2	11	5.5	6	0
@Dallas Inactive with toe injury									
MIAMI Inactive with toe injury									
@Buffalo	20	55	2.8	11	1	4	8	2.0	8	0
BALTIMORE	19	44	2.3	13	1	1	21	21.0	21	0
NEW ENGLAND Inactive with toe injury									
@Washington	13	53	4.1	10	1	4	39	9.8	13	0
SAN DIEGO	14	37	2.6	16	0	4	37	9.3	11	0
@Miami	10	13	1.3	7	0	3	10	3.3	5	0
N.Y. JETS	18	46	2.6	16	0	3	22	7.3	10	0
@New England	10	25	2.5	11	0	3	18	6.0	8	0
BUFFALO	23	46	2.0	15	1	10	78	7.8	12	0
PHILADELPHIA	16	101	6.3	43	2	7	40	5.7	11	0
@Kansas City	20	71	3.6	16	0	4	18	4.5	8	0
@Cincinnati	13	25	1.9	7	0	7	64	9.1	22	0
TOTAL	198	587	3.0	43	7	56	428	7.6	30	0

MARSHALL FAULK VS. THE NFL

Opponent	Games	Rushes	Yards	Avg.		Long	TD
				Per Rush	Per Game		
Arizona	1	12	46	3.8	46.0	15	0
Baltimore	1	19	44	2.3	44.0	13	1
Buffalo	6	126	381	3.0	63.5	28	4
Carolina	1	20	53	2.7	53.0	8	0
Cincinnati	3	48	102	2.1	34.0	11	1
Cleveland	1	22	61	2.8	61.0	11	1
Jacksonville	1	22	54	2.5	54.0	19	1
Kansas City	1	20	71	3.6	71.0	16	0
Miami	5	78	283	3.6	56.6	40	1
N.Y. Jets	6	108	385	3.6	64.2	31	3
New England	5	67	238	3.6	47.6	17	1
New Orleans	1	17	98	5.8	98.0	30	1
Oakland	1	14	41	2.9	41.0	19	2
Philadelphia	1	16	101	6.3	101.0	43	2
Pittsburgh	1	15	61	4.1	61.0	17	0
San Diego	2	29	85	2.9	42.5	16	1
Seattle	2	53	219	4.1	109.5	45t	3
St. Louis	1	19	177	9.3	177.0	33t	3
San Francisco	1	20	61	3.1	61.0	8	0
Tampa Bay	1	18	104	5.8	104.0	30	0
Tennessee	1	23	143	6.2	143.0	52	3
Washington	2	35	139	4.0	69.5	38	1

FAULK/FONTENOT

FAULK'S 100-YARD RUSHING GAMES

Yards	Opponent	Date	Rushes	Avg.	Long	TD
177	St. Louis	10/ 1/95	19	9.3	33t	3
143	Houston	9/ 4/94	23	6.2	52	3
129	@Seattle	12/ 4/94	27	4.8	45t	1
110	N.Y. Jets	10/30/94	24	4.6	31	2
104	@Tampa Bay	9/11/94	18	5.8	30	0
101	Philadelphia	12/ 5/96	16	6.3	43	2

99 AL FONTENOT

Defensive End 6-4 287

Baylor

1st Year With Colts, 5th in NFL

UFA (Chicago) - 1997

Born: September 17, 1970



GAMES STARTED/PLAYED: (1993, 0/16); (1994, 8/16); (1995, 3/13); (1996, 15/16) Total 26/61

PRO: Signed by Colts as UFA on April 3, 1997...originally was D4-93 pick of Chicago, the 112th selection overall.

1996: Started first five and last 10 games at LDE...saw reserve action 10/6 vs. Green Bay due to lower back strain...had 75 tackles, 34 solo, 4.5 sacks (28 yards), two FF and two passes defended...had career-high 11 tackles and one sack (five yards) at Kansas City 11/17...had 10 tackles, 1.5 sacks (16 yards) and one FF 11/24 vs. Detroit...had seven tackles 12/1 at Green Bay...had six tackles, one sack (six yards) and one FF 9/22 at Detroit...had other sack (one yard) 10/28 at Minnesota...career totals include 176 tackles, 90 solo, 12 sacks (63 yards), four passes defended, four FF and one RF.

CAREER NOTES: 1995: Hampered most of season with shoulder injury suffered in training camp...started 9/24 at St. Louis, 10/30 at Minnesota and 11/19 vs. Detroit...DNP 9/17 at Tampa Bay, 11/5 vs. Pittsburgh and 11/26 at Giants...had 35 tackles, 17 solo, 2.5 sacks (15 yards) and one RF...had four tackles, 0.5 sacks (2.5 yards) and blocked FG vs. Detroit...had other sacks at St. Louis (seven yards) and 10/22 vs. Houston (five yards)...had RF at Minnesota. **1994:** Started games 3-9 and 12/18 vs. Rams...ranked 2nd among defensive linemen with 62 tackles, 37 solo...added four sacks (14 yards), two passes defended and one FF...had seven tackles 9/12 at Philadelphia...had sacks 9/25 at Jets (five yards), 11/6 at Tampa Bay (six yards), 11/20 vs. Detroit (three yards) and vs. Rams (0 yards)...saw playoff action 1/1/95 at Minnesota and 1/7/95 at San Francisco. **1993:** Saw reserve action in each game and posted four tackles, two solo, one sack (six yards) and one FF...had sack and FF 11/7 vs. Raiders...had blocked PAT 10/10 at Philadelphia.

COLLEGE: Two-year letterman...career totals included 71 tackles and 14 sacks...earned All-Southwest Conference honors by Football News while starting every game at LDE as **senior** and posting 45 tackles, 32 solo, and 11 sacks...had 26 tackles and three sacks as **junior**...was two-year letterman at Navarro (Tex.) Junior College, totaling 123 tackles and 15 sacks...holds degree in communications.

PERSONAL: Full name is Albert Paul Fontenot...born in Houston, Texas...attended Yates High School...Fontenot and his wife, Stephanie, reside in Vernon Hills, Ill.

98 DAN FOOTMAN

Defensive Lineman 6-5 290
Florida State
1st Year with Colts, 5th in NFL
UFA (Baltimore) - 1997
Born: January 13, 1969



GAMES STARTED/PLAYED: (1993, 0/8); (1994, 2/15); (1995, 16/16); (1996, 8/10) Total 26/49

PRO: Signed with Colts as FA on June 20, 1997...originally was D2-93 by Cleveland, the 42nd selection overall...waived by Baltimore on June 2, 1997.

1996: Saw action in 10 games...season totals included 34 tackles, two FF, one pass defended and 0.5 sacks...suffered fractured forearm on first play 10/13 vs. Colts...did not see action for next six games...returned to action and had five tackles, one QB pressure and hurry 12/1 vs. Steelers...career totals include 142 tackles, 81 solo, nine sacks (53 yards), 10 passes defended, two FF and one RF.

CAREER NOTES: 1995: Started each game at right defensive tackle...posted 71 tackles, five sacks, eight passes defended and one RF...had two sacks (10 yards) 12/17 vs. Cincinnati. **1994:** Saw action in 15 games...posted 39 tackles and 2.5 sacks...had seven tackles and team-high four QB pressures 10/2 vs. Jets. **1993:** Saw action in eight games primarily on line and on special teams...recorded first career sack on Jeff Hostetler 9/19 vs. Raiders.

COLLEGE: Earned third-team All-America and first-team All-ACC honors...was recipient of Brian Piccolo Award, given to ACC player who has made most inspiring comeback from an injury (tore three ligaments in left knee)...posted 65 tackles, four sacks and one pass defended in final season...building and construction major.

PERSONAL: Full name is Dan Ellis Footman, Jr...born in Tampa, Fla....nickname is "Foot"... established scholarship for Florida State student trainers...was running back and linebacker at Hillsborough High School...Footman and his son, Dantavian Hicks (12/7/90), reside in Tampa, Fla.

17 CHRIS GARDOCKI

Punter 6-1 200
Clemson
3rd Year With Colts, 7th in NFL
UFA (Chicago) - 1995
Born: February 7, 1970



GAMES STARTED/PLAYED: (1991, 0/4); (1992, 0/16); (1993, 0/16); (1994, 0/16); (1995, 0/16); (1996, 0/16) Total 0/84 Total with Colts 0/32

PRO: Signed by Colts as UFA on February 25, 1995...originally was D3-91 by Chicago, the 78th selection overall.

1996: Earned first career Pro Bowl selection and joined K-Cary Blanchard as only third kicking tandem to make game (Jan Stenerud/Jerrel Wilson, Chiefs, 1970-71; Jeff Gossett/Jeff Jaeger, Raiders, 1993)...ranked 2nd in NFL in gross avg. (45.7; John Kidd, Miami, 46.3), net avg. (39.0; Matt Turk, Washington, 39.2) and In20/TB ratio (+21; Mike Horan, N.Y. Giants, +22)...had fewest touchbacks in NFL (2) and career totals include 29 TBs/109 In20...41 of 65 punts went 45+ yards while 30 went 50+ and 10 exceeded 55...seasonal gross avg. of 45.7 ranked 2nd in club history (45.9, Rohn Stark, 1985)...set personal career-high and Colts' records for punts and yardage with 12-551, 4 In20/1 TB outing at Buffalo 10/6...had 4 In20/1 TB vs. Buffalo 12/1...had season-long 61-

GARDOCKI

yard punt and 4 In20 11/17 vs. Jets...had two assisted special teams tackles (9/23 vs. Miami and 12/15 at Kansas City)...has never had punt blocked in career...has handled kickoff duties since 1995. **POST-SEASON:** Was 8-339-42.4 PR avg., 2 In20 at Pittsburgh 12/29. **PRO BOWL:** Was 6-254-42.3 PR avg., 1 TB/0 In20 with long of 47.

CAREER NOTES: 1995: Was 63-2681-42.6 avg., 7 TB/16 In20...had 12 games with 40.0+ gross average...had five games with 40.0 net avg....ranked 7th in AFC, 11th in NFL, in gross avg....was 8-42.1 avg. at Carolina for season-high punts and gross yards (337)...had two 69-yard punts 9/17 at Buffalo for career-long and T3rd-longest in club history...had 13 punts of 50+ yards...had three special teams tackles, two solo. **POST-SEASON:** Was 15-40.4 avg., 2 TB/3 In 20. **1994:** Was 76-37.8 avg., 9 TB/23 In20 for Chicago...was 6-42.2 avg. with three In 20 at Detroit 10/23...was 5-44.8 avg. 12/18 vs. Rams...had season-long 57-yarder 10/31 vs. Green Bay...handled majority of kickoff duties...was 3-38.7 avg. in playoffs 1/1/95 vs. Minnesota...was 4-36.8 avg. in playoffs 1/7/95 at San Francisco. **1993:** Was 80-38.5 avg., 2 TB/28 In 20...38 fair catches and two TBs were NFL-best...opponents 115 return yards on 22 kicks were lowest in NFL...posted career-highs in punts and yards with 8-38.3 avg. 9/12 at Minnesota...forced five fair catches and had four In20 10/10 at Philadelphia...had season-long 58-yarder 12/18 vs. Denver...handled all but one kickoff. **1992:** Was 79-42.9 avg., 9 TB/19 In20...avg. was best by Bear since 1967 (Bobby Joe Green, 42.9)...had only one TB in 43 punts on road...earned game ball after 4-45.5 avg. 10/18 vs. Tampa Bay...had career-long 61-yarder 9/27 vs. Atlanta...had 43-yard pass off fake punt to Mark Green 10/25 at Green Bay. **1991:** Did not have any punts but handled kickoffs for final four games and 12/29/91 vs. Dallas.

HONORS: 1996: Pro Bowl...Sporting News, Pro Football Weekly/PFWA, Sports Illustrated NFL First-Team All-Pro...Football Digest NFL Second-Team All-Pro...UPI, Football News AFC First-Team.

COLLEGE: Three-year letterman as punter and place kicker...career totals included 63-89 FGs and 72-72 PATs...ranks 3rd in school history in career scoring with 261 points...named first-team All-ACC as **junior** with 43.4 punting avg....was 22-28 FGs and 30-30 PATs...was first-team All-ACC as **sophomore** after going 22-29 FGs, 41-41 PATs with 43.0 punting avg....was second-team All-ACC as **freshman**...was 19-32 FGs and 1-1 PATs...majored in recreation and tourism.

PERSONAL: Full name is Christopher Allen Gardocki...born in Stone Mountain, Ga....attended Redan High School in Stone Mountain...along with his wife created the board game Team NFL Trivia Blitz, featuring 1,200 questions in the categories of rules, trivia and hypotheticals...wife, Sally, hosts weekly radio (WIBC) and TV (WXIN-59) shows during season...Gardocki and his wife, Sally, reside with their son, Christopher Cole (2/13/96) in Carmel, Ind.

CAREER STATISTICS

PUNTING

Year	No.	Yds.	Avg.	TB	In 20	LG	Bik.
1991 Chi	0	0	0.0	0	0	0	0
1992 Chi	79	3393	42.9	9	19	61	0
1993 Chi	80	3080	38.5	2	28	58	0
1994 Chi	76	2871	37.8	9	23	57	0
1995	63	2681	42.6	7	16	69	0
1996	68	3105	45.7	2	23	61	0
TOTAL	366	15130	41.3	29	109	69	0

CAREER BEST

Most Punts:	12	at Buffalo 10/6/96
Most Punting Yardage:	551	at Buffalo 10/6/96
Longest Punt:	69	at Buffalo 9/17/95 (twice)
Inside 20:	4	at Philadelphia 10/10/93 at Buffalo 10/6/96 vs. NY Jets 11/17/96 vs. Buffalo 12/1/96

59 STEPHEN GRANT

Linebacker 6-0 244

West Virginia

6th Year With Colts

Draft-10, 1992 (253rd overall)

Born: December 23, 1969



GAMES STARTED/PLAYED: (1992, 0/16); (1993, 0/16); (1994, 12/16); (1995, 15/15); (1996, 11/11) Total 38/74

1996: Started nine games at LLB and 11/17 vs. Jets and 11/24 at New England at MLB, leading team in tackles in both MLB starts...DNP 9/15 at Dallas, 10/6 at Buffalo and 10/13 vs. Baltimore with groin injury...DNP 12/5 vs. Philadelphia (knee) and 12/22 at Cincinnati (back)...started 9/23 vs. Miami but left after re aggravating groin injury...ranked 3rd on team in total tackles with 102, 53 solo...added three pressures, two passes defended, one sack (five yards) and one RF along with one solo special teams tackle...had five double-digit tackle outings...posted team season-high 19 tackles, nine solo, at New England...led team in tackles with 14, five solo, vs. Jets...had team-high 12 tackles, five solo, vs. San Diego 11/3...had 11 tackles, eight solo, vs. Arizona 9/1...totaled 10 tackles, nine solo, and one sack (five yards) at Washington 10/27...had RF 12/15 at Kansas City...career statistics include 418 total tackles, 14 QB pressures, 12 passes defended, five RF, three sacks (18 yards), two FF and one interception (nine yards). **POST-SEASON:** Started at LLB 12/29 at Pittsburgh and posted 12 tackles, four solo, one RF and one hit.

CAREER NOTES: **1995:** DNP 12/17 vs. San Diego due to ankle injury suffered 12/10 at Jacksonville...ranked 3rd on team with 145 tackles, 68 solo...added seven pressures, five passes defended, three hits, three RF, two sacks (13 yards) and one interception (nine yards) along with six special teams tackles, three solo...had eight double-digit tackle outings...had season-high 14 tackles, seven solo, and one sack (10 yards) 11/26 vs. Miami...had 13 tackles, seven solo, and first career interception (nine yards) 10/22 at Oakland...had other sack (three yards) 11/12 at New Orleans...had RF at Jets 9/10 to set up game tying TD drive...had other RF 9/17 at Buffalo and 12/3 at Carolina. **POST-SEASON:** Started all three games at LLB...had 31 tackles, 14 solo, one interception (13 yards) and one solo special teams tackle...had int. at San Diego 12/31. **1994:** Started final 12 games at LLB...ranked 2nd on team in tackles with 161, 70 solo...had 11 hits, five passes defended, four pressures, two FF and one RF...had nine double-digit tackle outings and led or tied for team-high tackle honors four times...had career-high 18 tackles, nine solo, 10/9 at Jets...had 17 tackles, seven solo, and two pressures 1/2/94 vs. Buffalo...had FF and RF 11/20 at Cincinnati...had other FF 12/11 at New England...ranked T2nd in special teams tackles with 19, 10 solo. **1993:** Saw majority of action on special teams and ranked first on club with 22 special teams tackles, nine solo...had four special teams tackles, two solo, 9/5 vs. Miami for top outing...had lone solo tackle at linebacker 10/3 at Denver. **1992:** Saw primary action as special teamer...ranked third on club in special teams tackles with 14, seven solo...had nine defensive tackles, five solo...posted three tackles, two solo, as reserve 11/1 at San Diego and 11/22 at Pittsburgh...had three tackles, one solo, 11/8 vs. Miami...had top special teams performance 10/25 at Miami with three tackles, two solo.

COLLEGE: Four-year letterman and three-year starter...career totals included 437 tackles, 16 passes defended, 14 tackles for losses (60 yards), five sacks and two interceptions (33 yards)...served as **senior** captain and led team with 147 tackles, 94 solo, two sacks and eight tackles for losses (36 yards)...was honorable mention All-America by The Football News and second-team All-East by AP as **junior**...had 141 tackles, 91 solo, six passes defended, two sacks and two interceptions...had 102 tackles, 53 solo, as **sophomore**...only true **freshman** to see action in 1988...totaled 55 tackles, 33 solo, as reserve ILB...sociology and anthropology major...earned Athletic Director's Academic Honor Roll recognition.

PERSONAL: Full name is Stephen Mitchell Grant...born in Miami,

GRANT/GRAY

Fla....attended Southridge High School...is Associate Pastor at Victory Christian Center...Grant and his wife, Leslie, reside with their son, Michael (1/11/95) in Indianapolis, Ind.

26 CARLTON GRAY

Defensive Back 6-0 200

UCLA

1st Year With Colts, 5th in NFL

UFA (Seattle) - 1997

Born: June 26, 1971



GAMES STARTED/PLAYED: (1993, 2/10); (1994, 11/11); (1995, 16/16); (1996, 16/16) Total 45/53

PRO: Signed by Colts as UFA on March 3, 1997...originally was D2-93 of Seattle, the 30th selection overall.

1996: Started 16 games at LCB and had 54 tackles, 46 solo, nine passes defended, one FF and one RF...had season-high six tackles, four solo, 12/22 at Oakland...had five solo tackles 11/17 vs. Detroit and 12/15 vs. Jacksonville...had four solo tackles 9/8 vs. Denver and 10/17 vs. Kansas City...had FF and RF 10/27 vs. San Diego, returning fumble 62 yards...career totals include 201 total tackles, 180 solo, 48 passes defended, nine interceptions (67 yards), one FF and one RF.

CAREER NOTES: 1995: Started 16 games at LCB and had 73 tackles, 68 solo, 19 passes defended and four interceptions (34 yards)...had interceptions 10/22 at San Diego (1-3), 10/29 at Arizona (2-5) and 11/26 vs. NY Jets (1-26)...had 5+ tackles in seven games with season-high eight at San Diego...missed only 14 snaps all season (1,068/1,082). **1994:** Started first 11 games at LCB before suffering broken arm 11/20 vs. Tampa Bay and missing remainder of season...posted 51 tackles, 45 solo, 11 passes defended and two interceptions (0 yards)...had 11 tackles at Raiders 9/11...had interceptions 9/4 at Washington and 10/30 at San Diego. **1993:** Started at RCB 12/19 vs. Phoenix and at LCB 12/26 vs. Pittsburgh...saw reserve action in first seven games before injuring ankle 10/24 vs. New England and missing next six games...returned for final three games...had 23 total tackles, 21 solo, nine passes defended and three interceptions (33 yards)...had interceptions 9/5 at San Diego (1-15), 9/12 vs. Raiders (1-2) and 10/3 vs. San Diego (1-16).

COLLEGE: Four-year starter...consensus first-team All-America by AP, UPI, Walter Camp Foundation and Kodak...also earned GTE Academic All-America honors as **senior**...played in Hula Bowl and East-West Shrine game after senior season...finished 2nd in school history with 16 interceptions (19, Kenny Easley, 1977-80)...ranked 2nd in nation with 10 interceptions as **junior**...was first true freshman to start eight games since 1979...communication studies major.

PERSONAL: Full name is Carlton Patrick Gray...born in Cincinnati, Ohio...lettered in football, basketball and track at Forest Park High School...grandfather, Benjamin Hooks, retired in 1993 as the Executive Director of the NAACP...one of 50 NFL players to donate \$10,000 to the United Negro College Fund during the 1995 season...single...resides in Marina Del Rey, Calif.

CAREER STATISTICS

INTERCEPTIONS

Year	No.	Yds.	Avg.	LG	TD
1993	3	33	11.0	16	0
1994	2	0	0.0	0	0
1995	4	34	8.5	26	0
1996	0	0	0.0	0	0
TOTAL	9	67	7.4	26	0

CAREER BEST

Number:	2	at Arizona 10/29/95
Yards:	26	vs. NY Jets 11/26/95
Longest:	26	vs. NY Jets 11/26/95

30 DERWIN GRAY**Defensive Back 5-11 210****Brigham Young****5th Year With Colts****Draft-4a, 1993 (92nd overall)****Born: April 9, 1971**

GAMES STARTED/PLAYED: (1993, 0/11); (1994, 2/16); (1995, 0/16); (1996, 1/10) Total 3/53

PRO: Pick was obtained from Chicago for D4-93 (100th) and D6-93 (156th) draft picks.

1996: Saw reserve action in games 2-10 and started 11/17 vs. Jets at SS...DNP 9/1 vs. Arizona with ankle injury...DNP in final five games after suffering ankle injury vs. Jets...had five tackles, four solo, vs. Jets for seasonal tackle totals...ranked T4th on team in special teams tackles with 12, seven solo...had three special teams tackles, one solo, 10/27 at Washington for top game...had two solo special teams tackles 10/6 at Buffalo and 11/10 at Miami...career defensive statistics include 41 total tackles, three passes defended, one interception (10 yards) and one RF.

POST-SEASON: Saw special teams action 12/29 at Pittsburgh.

CAREER NOTES: 1995: Saw primary action in nickle situations and on special teams...had 12 tackles, seven solo, three hits, one pass defended and one interception (10 yards)...had four tackles, two solo, and one interception 10/15 vs. San Francisco...had FF 11/19 at New England...ranked 1st on team in special teams tackles with 20, 13 solo...had three special teams tackles, two solo, vs. Jets 10/29 for top game...had FR of punt 12/10 at Jacksonville at Jaguars' two-yard line that led to Colts TD. **POST-SEASON:** Saw reserve action in all three games with two special teams tackles, one solo. **1994:** Started first two games at SS...posted 24 tackles, 13 solo, and two passes defended...had team-high nine tackles, three solo, and one pass defended in first career start 9/4 vs. Houston...had six tackles, four solo, as starter 9/11 at Tampa Bay...saw majority of action on special teams, finishing T2nd with 19 total tackles, 14 solo...had four tackles, three solo, 11/6 at Miami for top special teams performance. **1993:** Was inactive for first four contests and did not play 10/10 vs. Dallas...did not have any defensive statistics...had one assisted special teams tackle.

COLLEGE: Four-year letterman who started final three seasons at FS...career totals included 281 tackles, 134 solo, 14 interceptions (103 yards, 2 TDs), 29 passes defended, four FF and three RF (1 TD)...was Jim Thorpe Award nominee as **senior** with 80 tackles, 47 solo, five interceptions (13 yards), 11 passes defended, one FF and one RF...had 127 tackles, 49 solo, three interceptions (33 yards), nine passes defended, two FF and two RF as **junior** to earn All-WAC second-team honors...played through concussion and shoulder sprain at mid-season...had 71 tackles, 37 solo, six interceptions (57 yards, 2 TDs), eight passes defended and one FF as **sophomore**...played most of season with cast on fractured wrist...was reserve and special teamer as **freshman**...holds degree in sports business management.

PERSONAL: Full name is Derwin Lamont Gray...born in San Antonio, Tex....earned first-team all-state honors at Judson-Converse High School...named Colts 1994 "Man of the Year" for community service...created Derwin Gray Foundation to promote community development with emphasis toward youths and charities...works as investment consultant at Axia Advisory Corporation in Indianapolis in off-season...Gray and his wife, Vicki, reside with their daughter, Presley (6/17/96) in Indianapolis, Ind.

33 CLIF GROCE

Running Back 5-11 245
Texas A&M
3rd Year With Colts, 2nd in NFL
Free Agent - 1995
Born: July 30, 1972



GAMES STARTED/PLAYED: (1995, 0/1); (1996, 8/15) Total 8/16

PRO: Signed by Colts to active roster from practice squad on December 8, 1995...originally signed by Colts as FA on April 27, 1995...waived on August 22, 1995...signed by Colts to practice squad on August 28, 1995.

1996: Assumed starting FB spot after season-ending injury to Zack Crockett 10/6...started eight of final 11 games, seeing reserve action 11/3 vs. San Diego, 11/17 vs. Jets and 12/5 vs. Philadelphia...was inactive 9/8 at Jets with hamstring injury...was 46-184 rushing, 13-106 receiving and had two special teams tackles, one solo...earned first career start 10/13 vs. Baltimore and topped team in rushing with career-best 11-55 outing...also had career-long 24-yard rush...was 3-28 rushing 9/15 at Dallas...had 20-yard rush to set up second quarter FG...was 6-23 rushing vs. Jets 11/17...had 18-yard run 12/1 vs. Buffalo...was 4-28 receiving vs. New England 10/20...was 3-31 receiving with career-long 24-yarder vs. San Diego 11/3. **POST-SEASON:** Started at FB and was 2-11 rushing 12/29 at Pittsburgh.

CAREER NOTES: 1995: Saw reserve action in finale 12/23 vs. New England for only action...listed as 3rd FB for first 15 games...elevated to second after season-ending injury to starting FB-Roosevelt Potts...used in blocking situations...was active but did not play 12/10 at Jacksonville...was inactive 12/23 vs. San Diego but sang National Anthem prior to game. **POST-SEASON:** Saw special teams action in all three games.

COLLEGE: Four-year letterman and two-year starter...career totals included 44 games with 22 starts, 102-525, one TD rushing and 33-398, two TDs receiving...started 11 games as **senior** and was 22-121 rushing and 9-131 receiving...had 34 knockdown blocks...saw action in 11 games with 10 starts as **junior**...totaled 28-126 rushing and 16-138, one TD receiving...had 24 knockdown blocks...saw reserve action in 11 games as **sophomore**...was 30-185, one TD rushing and 5-82 receiving...had 13 knockdown blocks...saw action in 11 games with one start as **freshman**...was 22-93 rushing and 3-47, one TD receiving...business major.

PERSONAL: Full name is Clifton Allen Groce...born in College Station, Tex....attended A&M Consolidated High School...single...resides in College Station, Tex.

CAREER STATISTICS

Year	No.	RUSHING				RECEIVING				
		Yds.	Avg.	LG	TD	No.	Yds.	Avg.	LG	TD
1995	0	0	0.0	0	0	0	0	0.0	0	0
1996	46	184	4.0	24	0	13	106	8.2	24	0
TOTAL	46	184	4.0	24	0	13	106	8.2	24	0

CAREER BEST

RUSHING			RECEIVING		
Carries:	11	vs. Baltimore 10/13/96	Receptions:	4	vs. New England 10/20/96
Yards:	55	vs. Baltimore 10/13/96	Yards:	31	vs. San Diego 11/3/96
Longest:	24	vs. Baltimore 10/13/96	Longest:	24	vs. San Diego 11/3/96

4 JIM HARBAUGH

Quarterback 6-3 215

Michigan

4th Year With Colts, 11th in NFL

Free Agent - 1994

Born: December 23, 1963



GAMES STARTED/PLAYED: (1987, 0/6); (1988, 2/8); (1989, 5/12); (1990, 14/14); (1991, 16/16); (1992, 13/16); (1993, 15/15); (1994, 9/12); (1995, 12/15); (1996, 14/14) **Total 100/128 Total with Colts 35/41**

PRO: Signed with Colts as FA on April 8, 1994...originally was D1-87 of Chicago, the 26th selection overall...waived by Chicago on March 16, 1994.

1996: DNP 12/1 vs. Buffalo and 12/5 vs. Philadelphia with sprained medial collateral ligament in left knee suffered 11/24 at New England...completions, attempts and yardage were 2nd-highest seasonal totals of career (1991)...named winner of Halas Award by Pro Football Writer's Association, given annually for courageous play and overcoming adversity...led Colts to two fourth-quarter comebacks, giving him five as Colt and nine for career...has posted 100+ rating in 11 of 28 games in Lindy Infante's offense...ranks sixth in Colts history in completions (557), attempts (921) and yards (6,645) while ranking T6th in TDs (39)...has completed 11+ consecutive passes four times as Colt with career-best being 13 with Chicago (10/23/92 vs. Green Bay)...owns two best comp. pct. seasons in club history (63.7, 1995; 61.9, 1994)...owns 5 of top 10 comp. pct. games in club history...was 48-192, 1 TD rushing, snapping 7-year streak of 200+ rushing seasons. **GAME HIGHLIGHTS:** Was 19-28-244, 2 TDs/1 int. in 25-24 win at Dallas 9/15, bringing club back from 21-3 second quarter deficit...had 48t to TE-Marcus Pollard and 8t to TE-Ken Dilger...yardage tied for seasonal- high...was 15-20-242, 1 TD in 21-7 win at Jets 9/8...posted 131.7 rating for the game...had 22t strike to TE-Ken Dilger and 12t run...also had 28, 29, and 51-yard hookups with Dilger...was 23-34-244, 1 TD/2 ints. passing at Cincinnati 12/22...had 1t pass to TE-Ken Dilger...start was 100th of career and 35th as Colt...was 26-43-223 passing 10/20 vs. New England for top completions game, but left game in fourth-quarter with broken nose...was 18-44-203, 1 TD/4 ints. passing for top attempts game 11/3 vs. San Diego...added 6-42 rushing...four int. matched career-high (11/28/91 vs. Detroit)...started at Kansas City 12/15 after two week layoff and was 16-28-227, 3 TDs passing...had 3t, 37t, and 5t strikes to WR-Marvin Harrison...had 2t to RB-Zack Crockett and 35t to WR-Marvin Harrison 9/1 vs. Arizona...had 1t to TE-Ken Dilger vs. Miami 9/23...had 30t strike to WR-Brian Stablein vs. Baltimore 10/13...had 4t to WR-Marvin Harrison vs. Jets 11/17...has 53-47 career record as starter, 22-18 vs. AFC and 31-29 vs. NFC...has 18-17 record as starter with Colts...ranks 28th in NFL history with career rating of 78.5. **POST-SEASON:** Was 12-32-134, 1 TD/1 int. passing and 3-6 rushing at Pittsburgh 12/29...had 9t pass to WR-Aaron Bailey.

CAREER NOTES: **1995:** Earned first career Pro Bowl bid after posting NFL-high 100.7 passing rating...became only second Colt (Bert Jones, 102.5, 1976) and 15th player in NFL history to post 100+ seasonal rating...posted seven 100+ rating games and was only second Colt to lead league in rating (Johnny Unitas, 1958, 1965)...TDs were most by Colt since 1981 (Jones, 21)...rushing marked best seasonal total by Colts QB since 1983 (Mike Pagel, 441)...led NFL with 8.20 yds./att...63.7 comp. pct. set club seasonal mark while ranking 4th in NFL...five ints. were fewest in NFL and were fewest in Colts history (200+ attempts)...ranked 2nd in NFL with 4th-quarter rating of 103.8 and totals of 68-112-917, 7 TDs/1 int...1.6 int. pct. ranked 2nd in club history (1.48, Jeff George, 1993)...became only sixth player ever to lead NCAA and NFL in passing rating (John Brodie, Charlie Conerly, Tommy Kramer, Brian Sipe, Steve Young). **GAME HIGHLIGHTS:** Started games 3-9, 11-13 and 15-16...began season as backup...did not start 11/12 at New Orleans (groin)...DNP 12/10 at Jacksonville after arthroscopic surgery on right knee 12/4 to remove cartilage...trailing 21-13 vs. Cincinnati 9/3, hit WR-Flipper Anderson with 5t on 4th-5 with 0:03 remaining and followed with two-point pass to WR-Floyd Turner to knot score 21-21...entered game 9/10 at Jets with 13:08 remaining in third quarter and Colts trailing 24-3...was 11-16-123, 2 TDs passing for 131.0 rating in leading Colts to 27-24 OT win...comeback win from 21 points down tied for greatest in club history (11/9/75 at Buffalo)...had 16t strike to WR-Sean

HARBAUGH

Dawkins and 14t strike to RB-Marshall Faulk...was 25-33-319, 3 TDs for 135.8 rating in leading Colts to 27-24 overtime win 10/8 at previously unbeaten Miami...led Colts from 24-3 third-quarter deficit, matching the greatest comeback in club history...was 20-24-278, 3 TDs on four second half possessions in leading team to three TDs and one FG...had 3t and 47t to WR-Floyd Turner and 21t to WR-Aaron Bailey...marched club nine plays, 57-yards on opening overtime possession to set up winning 27-yard field goal by K-Cary Blanchard...hit first 11 passes at New England 11/19 and finished 20-26-232, 2 TDs/1 int...had 3t to TE-Ken Dilger and 14t to WR-Floyd Turner...was 12-18-180, 3 TDs passing, 8-47, 1 TD rushing in 36-28 win vs. Miami 11/26...had 138.9 rating for game...had 5t to WR-Sean Dawkins, 34t to WR-Aaron Bailey, 7t to RB-Marshall Faulk and 1t rush...reached 2,000 career rushing yards...left game 12/2 at Carolina in third quarter with right knee sprain...had 31t to WR-Sean Dawkins...was 20-43-285, 1 TD/1 int. vs. San Diego 12/17 for season-high attempts game...had 13t to TE-Ken Dilger and two-point pass to WR-Floyd Turner...had 12 cons. comp. vs. New England 12/23 to tie Unitas for second-most in club history (17, Bert Jones vs. Jets, 12/15/74)...had 13t to WR-Floyd Turner...had 18t strike to RB-Marshall Faulk 9/17 at Buffalo...had 52-yard pass to RB-Roosevelt Potts vs. St. Louis 10/1...had streak of 100 passes without int. broken in second quarter...had 15t to TE-Ken Dilger vs. San Francisco 10/15 and 40t pass to RB-Roosevelt Potts at New Orleans...had 4t rush vs. NY Jets 10/29. **POST-SEASON:** Was 49-87-554, 4 TDs/2 ints. and 20-87, 1 TD rushing...had 81.3 passing rating...was 16-27-175, 2 TDs/1 int. at San Diego 12/31 and 5-10, 1 TD rushing...had 2t to TE-Ken Dilger, 42t to WR-Sean Dawkins and 3t rush...was 12-27-112, 1 TD/1 int. and 9-48 rushing at Kansas City 1/7/96...had 5t pass to WR-Floyd Turner...had 18-yard scramble on 3rd-11 at Colts 22 to keep drive alive...was 21-33-267, 1 TD and 6-29 rushing at Pittsburgh 1/14/96...had 47t strike to WR-Floyd Turner for 16-13 Colts lead with 8:46 remaining...with 1:30 remaining and trailing 20-16, marched club 55 yards in nine plays before desperation pass to WR-Aaron Bailey from Steeler 29 yard-line fell incomplete on final play. **1994:** Started games 1-8 and 12/18 vs. Miami...DNP 10/30 vs. Jets, 11/20 at Cincinnati, 11/27 vs. New England and 12/11 at New England...saw reserve action 11/6 at Miami, 12/4 at Seattle and 12/24 vs. Buffalo...ranked 3rd on club with 39-223 rushing...was 18-22-206, 2 TDs for top game in 27-17 win 10/16 at Buffalo...81.8 comp. pct. was 2nd-best single-game mark (min. 20 att.) in club history (Unitas, 85.0, 17-20-370, four TDs at Atlanta 11/12/67) and helped club to all-time team single-game best 83.3 pct. (20-24)...had 6t to WR-Floyd Turner and 10t to TE-Kerry Cash...was 19-24-206, 1 int. at Tampa Bay 9/11 for top completion game...was 15-27-181 vs. Seattle 10/2 for top attempts game...had 24t to WR-Sean Dawkins and 85t to RB-Marshall Faulk vs. Washington 10/23...entered game 12/24 vs. Buffalo as reserve and had 13t to Turner to spark 10-9 win...was 4-63 rushing 9/25 vs. Cleveland including 41-yarder, the 3rd-longest rush by QB in club history (George Taliaferro, 50 and 43t, vs. Rams 11-22-53)...had 13t to RB-Roosevelt Potts vs. Cleveland, 4t and 9t to Turner 9/4 vs. Houston and 19t to Dawkins 9/18 at Pittsburgh for other scoring passes. **1993:** Started 15 games for Chicago...DNP 12/18 vs. Denver (hand)...totaled 200-325-2,002, 7 TDs/11 ints...was 20-31-202, 2 ints. 10/25 vs. Minnesota for top yardage game...left with Bears' career records for comp. (1,023), att. (1,759), comp. pct. (58.2%), int. pct. (3.18%) and consecutive passes without an int. (173)...ranked 2nd in Bears history in passing yards (11,567; Sid Luckman, 14,687) and 3rd in career QB rating (74.2)...had career record of 35-30 as starter. **1992:** Did not start 11/29 at Cleveland, 12/7 at Houston and 12/27 at Dallas...totaled 202-358-2,486, 13 TDs/12 ints...was 25-45-260, 2 ints. for top comp. and atts. game 9/13 at New Orleans...was 13-26-304, 2 TDs/1 int. for top yardage game 10/18 vs. Tampa Bay...was 18-24-280, 2 TDs 9/27 vs. Atlanta...set Bears record with 13 cons. comp. in 16-23-194, 1 TD outing vs. Green Bay 10/25. **1991:** Became first Bears QB to start 16 games since Vince Evans in 1981...was 275-478-3,121, 15 TDs/16 ints...comp. and att. set Bears seasonal record while yardage was 2nd-highest total...was 28-42-303, 1 TD 9/23 vs. Jets for top yardage game...was 27-47-244, 4 ints. 11/28 at Detroit for top att. and comp. outing...set Bears post-season record for single-game comp. and att. with 22-44-218, 1 TD/2 ints. 12/29 vs. Dallas. **1990:** Started 14 games...missed final two games and playoffs on injured reserve (shoulder)...was 180-312-2,178, 10 TDs/6 ints...was 18-25-248, 2 TDs 10/14 vs. Rams for top yardage outing...was 23-39-208, 1 TD 12/2 vs. Detroit for top comp. and atts. game. **1989:** Saw action in 12 games with five starts...DNP 9/10 vs. Cincinnati, 10/2 vs. Philadelphia, 10/15 vs. Houston and 11/26 at Washington...earned starts 11/5 at Green Bay, 11/12 at Pittsburgh, 11/19 vs. Tampa Bay, 12/17 vs. Green Bay and 12/24 at San Francisco...was 111-178-1,204, 5 TDs/9 ints...set Bears record for highest seasonal comp. pct.

HARBAUGH

(62.4)...was 20-28-205, 3 TDs vs. Green Bay for top outing. **1988:** Saw action in eight games with two starts...DNP games 1-2, 4-5, 7-8, 10 and 16...earned starts 12/5 at Rams and 12/11 vs. Detroit...was 47-97-514, 2 ints....was 18-26-174 vs. Detroit for top game. **1987:** Saw reserve action in six contests...was 8-11-62 at San Francisco 12/14 for seasonal passing totals.

HONORS: **1995:** Pro Bowl...Pro Football Weekly NFL Comeback Player-of-the-Year...Football News and UPI All-AFC...UPI AFC Offensive Player-of-the-Year...Football Digest NFL Second-Team All-Pro...AFC Offensive Player-of-the-Year by Kansas City Committee of 101...AFC Offensive Player-of-the-Month (October)...AFC Offensive Player-of-the-Week 10/8 at Miami...Miller Lite NFL Player-of-the-Week 9/10 at Jets and 10/8 at Miami.

COLLEGE: Four-year letterman (1983-86)...ranks 3rd in school history in comp. (387), comp. pct. (62.4), and passing yards (5,449) while ranking 4th in atts. (620) and 5th in TDs (31)...earned All-Big Ten honors as **senior** while setting school single-season records for comp. (180), atts. (277) and yards (2,729)...had 10 TD tosses...ranked 2nd in nation with 157.0 QB rating...set school record with 11 150+ passing games...named academic All-Big Ten...helped team to 11-2 record and Rose Bowl berth...was 145-227-1,976, 18 TDs while leading NCAA in passing efficiency as **junior**...set school record for highest single-game comp. pct. (92.3%) with 12-13 outing 11-9-85 vs. Purdue...helped lead team to 10-1-1 record and Fiesta Bowl victory over Nebraska...led club to 3-1 start as **sophomore** before missing remainder of season with broken arm...club earned Holiday Bowl berth...helped lead team to Sugar Bowl berth as **freshman**...redshirted in 1982...holds degree in communications.

PERSONAL: Full name is James Joseph Harbaugh...born in Toledo, Ohio...attended Palo Alto (Ca.) High School...hobbies include golf, basketball and playing cards...formed Harbaugh Hill Foundation which disperses 196 tickets to each Colts home game and assists underprivileged youth in Indianapolis...was one of four finalists for 1996 Bart Starr Award, which recognizes exemplary character and leadership in the home, on the field and in the community...is Indiana Chairman of Children's Miracle Network...father, Jack, is head football coach and Jim is certified by NCAA as an assistant coach at Western Kentucky University...Jim recruits the states of Florida and Indiana...brother, John, is assistant coach at Indiana University...appeared on "The Tonight Show" with Jay Leno during week of Super Bowl XXX...appeared on television shows Saved By the Bell and Adventures of Briscoe County, Jr...favorite moments include golf pairing with Arnold Palmer at NFL Cadillac Senior Golf tourney and meeting Garth Brooks backstage before 1996 concert...Harbaugh and his wife, Miah, reside with their sons, Jay (6/14/89) and James, Jr. (9/4/96) in Indianapolis, Ind.

CAREER STATISTICS

Year	PASSING								RUSHING			
	Att.-Comp.	Yds.	Pct.	Int.	LG	TD	Rat.	No.	Yds.	Avg.	LG	TD
1987 Chi	11- 8	62	72.7	0	21	0	86.2	4	15	3.8	9	0
1988 Chi	97- 47	514	48.5	2	56	0	55.9	19	110	5.8	19	1
1989 Chi	178- 111	1204	62.4	9	49	5	70.5	45	276	6.1	26	3
1990 Chi	312- 180	2178	57.7	6	80	10	81.9	51	321	6.3	17	4
1991 Chi	478- 275	3121	57.5	16	84	15	73.7	70	338	4.8	20	2
1992 Chi	358- 202	2486	56.4	12	83	13	76.2	47	272	5.8	17	1
1993 Chi	325- 200	2002	61.5	11	48	7	72.1	60	277	4.6	25	4
1994	202- 125	1440	61.9	6	85	9	85.8	39	223	5.7	41	0
1995	314- 200	2575	63.7	5	52	17	100.7	52	235	4.5	21	2
1996	405- 232	2630	57.3	11	51	13	76.3	48	192	4.0	21	1
TOTAL	2680-1580	18212	59.0	78	85	89	78.5	435	2259	5.2	41	18

CAREER BEST

PASSING		RUSHING	
Attempts:	47 at Detroit 11/28/91	Carries:	8 vs. Detroit 12/10/89
Completions:	28 vs. NY Jets 9/23/91		at Green Bay 10/25/92
Yards:	319 at Miami 10/8/95		at Kansas City 11/21/93
Longest:	85t vs. Washington 10/23/94		vs. Miami 11/26/94
TDs:	3 vs. Green Bay 12/17/89	Yards:	63 vs. Cleveland 9/25/94
	at Miami 10/8/95	Longest:	41 vs. Cleveland 9/25/94
	vs. Miami 11/26/95	TDs:	1 18 times

66 STEVE HARDIN

Offensive Lineman 6-7 338
Oregon
2nd Year With Colts
Free Agent - 1995
Born: December 30, 1971



GAMES STARTED/PLAYED: (1996, 0/1) Total 0/1

PRO: Signed by Colts as FA on December 30, 1996...originally signed by Colts as FA on April 27, 1995...placed on reserve/left squad list on August 16, 1995...reinstated to active list on February 8, 1996...waived on October 15, 1996...signed by Colts to practice squad on October 29, 1996...waived on November 26, 1996...signed by Colts to practice squad on December 9, 1996.

1996: Saw only action of season as special teamer 9/15 at Dallas...was active but did not play 9/1 vs. Arizona and 9/23 vs. Miami...was inactive 9/8 at Jets, 10/6 at Buffalo and 10/13 vs. Baltimore...spent weeks 9-12 and 15-16 on practice squad.

COLLEGE: Four-year letterman and three-year starter...started nine games at RT and earned honorable mention All-America honors as **senior**...missed three games after suffering right leg bruise vs. USC...helped offense avg. 331.7 ypg. and claim Pac Ten championship and Rose Bowl berth...had six knockdown blocks as team rushed for 197 yards vs. Iowa...also had six knockdown blocks vs. Utah...helped team amass 517 yards vs. Arizona State...had seven knockdown blocks as team passed for 397 yards vs. Stanford...named honorable mention All-Pac Ten after starting 10 games at RT as **junior**...string of 17 consecutive starts ended vs. Oregon State with right knee sprain...helped team post 614 total yards vs. California and 400 yards vs. Colorado State...helped club pass for 332 yards vs. Washington State...saw action in 10 games with eight starts as **sophomore**...helped offense avg. 333.5 ypg. and earn Independence Bowl berth...helped offense post 423 yards vs. California...saw action in 11 games and 357 plays as **freshman**...started at RT vs. Oregon State and UCLA...redshirted in 1990...sociology major.

PERSONAL: Full name is Steven John Hardin...born in Bellevue, Wash....lettered in football and ranked second in heavyweight wrestling division as senior at Snohomish (Wash.) High School...single...resides in Granite Falls, Wash.

88 MARVIN HARRISON

Wide Receiver 6-0 181
Syracuse
2nd Year With Colts
Draft-1, 1996 (19th overall)
Born: August 25, 1972



GAMES STARTED/PLAYED: (1996, 15/16) Total 15/16

PRO: Pick was obtained in package from Atlanta in QB-Jeff George trade.

1996: Led team in receptions (64), receiving yards (836) and receiving TDs (8)...ranked behind only Bill Brooks (65-1,131, 8 TDs) in Colts history in rookie receptions and yards while tying for rookie TDs...joined Dan Edwards (1954) and Matt Bouza (1982) as only rookies to lead Colts in receptions...joined WR-Sean Dawkins (1993), WR-Andre Rison (1989), Brooks (1986) and RB-Royce Womble (1954) as only Colts' rookies with receptions in each game. **GAME HIGHLIGHTS:** Was 6-85, with 35t reception vs. Arizona 9/1...became first rookie WR to start opening game in 2-WR set since 1980 (Raymond

HARRISON

Butler)...was 5-102-20.4 PR avg. 9/8 at Jets to earn AFC Special Teams Player-of-the-Week honors...had 31- and 29- yard punt returns, while 102 total yards were 6th-highest single-game total in club history and 2nd-best by rookie (107, Dewell Brewer vs. Miami 12/18/94)...was 5-88 receiving with 41-yard grab at Buffalo 10/6...was 6-93, 1 TD receiving 11/24 at New England with 37-yard grab to set up 5t catch from QB-Paul Justin...had first career 100+ outing with 7-106, 1 TD vs. Philadelphia 12/5...had 20t strike from QB-Kerwin Bell and had 30-yard reception to help set up final TD...was 6-103, 3 TDs receiving at Kansas City 12/15 to earn AFC Offensive Player-of-the-Week and Miller Lite NFL Player-of-the-Week honors...had 3t, 5t and 37t to tie club mark for receiving TDs in a game (eighth time) and became first to do so since 1976 (Roger Carr vs. Cincinnati 9/19/76)...tied club rookie mark by posting second consecutive 100+ outing (Bill Brooks, 1986)...was 6-85 receiving with 37-yarder at Cincinnati 12/22...had 9t vs. San Diego 11/3 and 4t vs. Jets 11/17 for other scores. **POST-SEASON:** Was 3-71 receiving at Pittsburgh 12/29, including 48-yard reception to set up TD.

HONORS: 1996: AFC Special Teams Player-of-the-Week 9/8 at Jets...AFC Offensive Player-of-the-Week 12/15 at Kansas City...Miller Lite NFL Player-of-the-Week 12/15 at Kansas City...Football News NFL First-Team All-Rookie.

COLLEGE: Four-year letterman and three-year starter...career totals included 42 games with 30 starts and 135-2,718, 20 TDs receiving...also was 42-12.9 avg., 2 TDs PR...ranked 1st in school history in receiving yards, 2nd in TDs (22, Rob Moore, 1987-89), second in avg. (20.7, Tommy Kane, 1985-87) and 3rd in yards/game...was consensus All-Big East as **senior** after starting 11 games and posting 56-1,131, 8 TDs receiving...led conference, set school record and ranked 8th in nation with 102.8 receiving ypg....ranked 3rd in nation with 22-16.8 avg., 2 TDs PR...was 9-213 with 96t vs. West Virginia...96t was longest reception in school history...was 8-184 with 30t reception and 94t PR vs. Minnesota...had 66t vs. Rutgers and 43t vs. Temple...had 62t PR vs. Boston College...capped career with 7-173 and 56t and 38t receptions in 41-0 win over Clemson in Gator Bowl...started 10 games as **junior** and posted 36-761, 5 TDs receiving, 5-68, 1 TD rushing and 18-9.2 PR avg....was 9-191 with 55t and 53t grabs vs. Temple...had 78t and 48t grabs vs. Oklahoma...saw action in 11 games with nine starts as **sophomore** and was 41-813, 7 TDs receiving...was 7-180 with 57t vs. East Carolina...saw reserve action in 10 games as **freshman** and posted 2-13 receiving vs. Temple for seasonal receiving totals...redshirted in 1991...holds degree in retailing.

PERSONAL: Full name is Marvin Daniel Harrison...born in Philadelphia, Pa. ...attended Roman Catholic High School...was three-time Maxwell Award winner, given to city's top player...also lettered three years in basketball...participant in Colts-Star/News Gridiron Geography program...single...resides in Melrose Park, Pa.

CAREER STATISTICS

Year	No.	RECEIVING				PUNT RETURNS				
		Yds.	Avg.	LG	TD	No.	Yds.	Avg.	LG	TD
1996	64	836	13.1	41	8	18	177	9.8	31	0
TOTAL	64	836	13.1	41	8	18	177	9.8	31	0

CAREER BEST

RECEIVING		PUNT RETURNS	
Receptions:	6 5 times	Number:	5 at NY Jets 9/8/96
Yards:	106 vs. Philadelphia 12/5/96	Yards:	102 at NY Jets 9/8/96
Longest:	41 at Buffalo 10/6/96	Longest:	31 at NY Jets 9/8/96
TDs:	3 at Kansas City 12/15/96		

44 CHRIS HETHERINGTON

Running Back 6-3 236
Yale
2nd Year With Colts
Free Agent - 1996
Born: November 27, 1972



GAMES STARTED/PLAYED: (1996, 0/6) Total 0/6

PRO: Signed by Colts as FA on October 22, 1996...originally signed as FA by Cincinnati on April 22, 1996...waived on August 21, 1996...signed by Cincinnati to practice squad on August 27, 1996.

1996: Was inactive for games 8-10 and saw special teams action in final six games...spent first seven games on Cincinnati practice squad...totaled five special teams tackles, three solo...had one solo special teams tackle 12/1 vs. Buffalo...had two solo special teams tackles 12/5 vs. Philadelphia...had two assisted special teams tackles 12/15 at Kansas City. **POST-SEASON:** Saw special teams action 12/29 at Pittsburgh.

COLLEGE: Three-year letterman...played entire career as quarterback...arrived at Yale as WR but was switched to QB because of injury to top recruit...career totals included 194-393-2,425, 10 TDs\22 ints. passing and 306-932 rushing...earned honorable mention All-Ivy League as **senior** with 94-178-1,169, 3 TDs\6 ints. passing and 123-540 rushing...ranked second in Ivy League in total offense (245.0 ypg.) and sixth in rushing (77.3 ypg.) despite missing three games with right rotator cuff injury...earned Ivy League Offensive Player-of-the-Week honors vs. Brown after passing for 223 yards and rushing for career-high 166...his 389 total yards was second-most in school history...started nine of 10 games as **junior** and posted 86-167-1,119, 4 TDs\10 ints. passing and 119-179 rushing...was 3-4-26 passing and 4-13 rushing as **sophomore**...missed majority of season with groin injury...was 11-44-111, 3 TDs\6 ints. passing and 60-200 rushing as **freshman**...holds degree in psychology.

PERSONAL: Full name is Christopher Raymond Hetherington...born in North Branford, Conn....lettered in football, baseball, hockey and golf at Avon Old Farms High School...single...resides in North Branford, Conn.

13 KELLY HOLCOMB

Quarterback 6-2 212
Middle Tennessee State
2nd Year With Colts
Free Agent - 1996
Born: July 9, 1973



GAMES STARTED/PLAYED: (1996, 0/0) Total 0/0

PRO: Signed by Colts from practice squad on December 12, 1996...originally signed by Tampa Bay as FA on May 1, 1995...waived on August 22, 1995...signed by Tampa Bay to practice squad on August 29, 1995...waived on September 19, 1995...signed by Tampa Bay to practice squad on October 4, 1995...waived on October 17, 1995...signed by Tampa Bay to practice squad on December 19, 1995...waived on August 19, 1996...signed by Colts to practice squad on November 27, 1996.

1996: Was inactive 3rd-QB 12/15 at Kansas City and 12/22 at Cincinnati...served weeks 13-14 on practice squad. **POST-SEASON:** Was inactive 12/29 at Pittsburgh.

CAREER NOTES: 1995: Member of Barcelona Dragons of World League...was

191-319-2,382, 14 TDs/16 ints. passing in ten games for 76.9 rating...ranked 2nd in league in yards passing, touchdowns, attempts, completions and completion percentage (59.9)...totaled 28-48-420, 4 TDs passing vs. Amsterdam Admirals to earn World League Player-of-the-Week honors 4/14...yards and TDs ranked 2nd in World League history..

COLLEGE: Four-year starter...saw action in 43 games, missing only game of career due to fractured jaw...finished as school's all-time leader in completions (501), attempts (801) and passing yards (7,064)...was 146-244-2,154, 15 TDs/9 ints. passing as **senior** to earn first-team All-Ohio Valley Conference honors...started all 11 games as **junior** and posted 133-240-1,738, 7 TDs/6 ints. passing...suffered fractured jaw as **sophomore**...totaled 92-168-1,409, 9 TDs/6 ints. passing...started 11 games and two playoff contests as **freshman** and totaled 130-209-1,763, 5 TDs passing...majored in wellness and fitness.

PERSONAL: Full name is Bryan Kelly Holcomb...born in Fayetteville, Tenn....attended Lincoln County High School...lettered in football, basketball and baseball...inducted into Tennessee Scholastic Collegiate Hall of Fame in 1994...Holcomb and his wife, Lorie, reside in Murfreesboro, Tenn.

62 ELLIS JOHNSON

Defensive End/Tackle 6-2 292

Florida

3rd Year With Colts

Draft-1, 1995 (15th overall)

Born: October 30, 1973



GAMES STARTED/PLAYED: (1995, 2/16); (1996, 6/12) Total 8/28

1996: Started games 5-8 at LDE and games 14-15 at RDT in place of injured DT-Tony Siragusa...was inactive for first four games after suffering concussion in preseason 8/24 vs. Green Bay and earlier in training camp...started season at LDE but moved to tackle at mid-season...had 40 tackles, 21 solo, 12 pressures, 10 hits and one pass defended...had seven tackles, three solo, and three pressures at New England 11/24 for top game...posted five tackles, three solo, and two pressures as starting RDT 12/15 at Kansas City...had five tackles, two solo, 10/20 vs. New England and 11/10 at Miami...career statistics include 75 total tackles, 28 pressures, 4.5 sacks (26 yards) and two passes defended.

POST-SEASON: Saw reserve action 12/29 at Pittsburgh and posted seven tackles, six solo, and one pressure.

CAREER NOTES: 1995: Saw action in 16 games, earning starts at LDT 9/10 at Jets and 9/17 at Buffalo in place of injured Siragusa...posted 35 tackles, 14 solo, 23 hits, 16 pressures, 4.5 sacks (26 yards) and one pass defended...had five tackles, two solo, one pressure and one sack (seven yards) 12/17 vs. San Diego...had four tackles, three solo, four hits and 0.5 sacks (0 yards) at Buffalo...had other sacks 10/15 vs. San Francisco (six yards), 11/5 vs. Buffalo (six yards) and 12/10 at Jacksonville (seven yards). **POST-SEASON:** Saw action in three games with one start...had four tackles, three solo, six hits and two pressures...started in place of ill Siragusa at Kansas City 1/7/96.

COLLEGE: Four-year letterman and three-year starter...career totals included 44 games with 26 starts, 165 total tackles, 112 solo, 102.5 big plays, 49 pressures, 36.5 tackles for losses (198 yards), 17.5 sacks (134 yards), 10 passes defended, six FF and one RF...started all 12 games at LT and was defensive co-captain as **senior** for SEC Champions...totaled 62 tackles, 41 solo, 49.5 batted passes, 26 pressures, 14.5 tackles for losses (91 yards), 6.5 sacks (63 yards) and five FF...saw action in 12 games with nine starts as **junior**...earned eight starts at RT and one start at LT...posted 55 tackles, 39 solo, 38 big plays, 17 pressures, 15 tackles for losses (76 yards) and seven sacks (47 yards)...saw action in 10 games with five starts at LT as **sophomore**...posted 32 tackles, 22 solo, 13 big plays, six tackles for losses (30 yards), five pressures and three sacks (23 yards)...saw reserve action in 10 games as **freshman** and posted 16 tackles, 10 solo, two big plays, one sack (one yard) and one tackle for loss (one yard)...linguistics major.

JOHNSON/JONES/JUSTIN

PERSONAL: Full name is Ellis Bernard Johnson...born in Wildwood, Fla....saw action at FB, OT, DT, NG, DE and LB as senior at Wildwood High School...flies model airplanes as a regular hobby...studied African dialect of Yorùbá while at University of Florida...Johnson and his wife, Simone, reside with their daughter, Nichole (4-30-94), and son, Ellis Bernard Johnson Jr. (5-29-97), in Wildwood, Fla.

39 RICHARD JONES

Defensive Back 5-9 183
Texas A&M-Kingsville
2nd Year With Colts
Free Agent - 1996
Born: August 4, 1973



GAMES STARTED/PLAYED: (1996, 0/4) Total 0/4

PRO: Signed from practice squad on December 4, 1996...signed by Colts as FA on April 26, 1996...waived on September 3, 1996...signed by Colts to practice squad on September 4, 1996.

1996: Saw reserve action 9/1 vs. Arizona, 12/5 vs. Philadelphia, 12/15 at Kansas City and 12/22 at Cincinnati...spent weeks 2-13 on practice squad...saw extensive action vs. Philadelphia and posted seasonal total of four solo tackles.

POST-SEASON: Saw reserve action with no tackles 12/29 at Pittsburgh.

COLLEGE: Two-year letterman...saw action in 27 games and posted 52 tackles, 40 solo, 27 passes defensed, 11 interceptions and one RF...saw action in 13 games as **senior** and posted 31 tackles, 27 solo, 15 passes defensed and four interceptions...saw action in 14 games as **junior** and posted 21 tackles, 13 solo, 12 passes defensed, seven interceptions and one RF...played entire season despite being bothered early by stomach ulcers...transferred to Texas A&M-Kingsville from Trinity Valley Community College (Athens, Tex.), where he was All-Conference and All-Region for two years...elementary education major.

PERSONAL: Full name is Richard Jones...born in Waco, Tex....attended La Vega High School...single...resides in Waco, Tex.

11 PAUL JUSTIN

Quarterback 6-4 211
Arizona State
4th Year With Colts, 3rd in NFL
Free Agent - 1994
Born: May 19, 1968



GAMES STARTED/PLAYED: (1991, 0/0); (1995, 1/3); (1996, 2/8) Total 3/11
Total with Colts 3/11

PRO: Signed by Colts as FA on January 12, 1995...originally was D7-91 by Chicago, the 190th selection overall...waived on August 26, 1991...signed by Chicago to practice squad on August 28, 1991...deleted from practice squad on December 30, 1991...signed by Chicago as FA on April 20, 1992...waived on August 31, 1992...signed by Colts as FA on April 11, 1994...waived on August 28, 1994...signed by Colts to practice squad on August 30, 1994...contract expired on December 31, 1994.

1996: Started 12/1 vs. Buffalo and 12/5 vs. Philadelphia in place of injured QB-Jim Harbaugh...DNP 12/15 at Kansas City and 12/22 at Cincinnati (shoulder)...saw reserve action in games 1, 4, 7, and 10-12...was 22-40-228 in

leading Colts to 13-10 OT win as starter vs. Buffalo...had 38-yard strike to WR-Sean Dawkins to set up FG...had 28-yard pass to WR-Aaron Bailey to set up winning FG...started vs. Philadelphia and posted 14-23-144 passing and 1-6 rushing...led Colts to 23-3 lead before exiting with sprained shoulder...saw 4th qtr. action at Miami 11/10 and was 10-17-134, 1 TD...had 16t to WR-Sean Dawkins for first career TD pass...entered 11/24 at New England in 3rd qtr. after injury to Harbaugh and was 11-22-128, 1 TD...had 5t to WR-Marvin Harrison for score...entered 10/20 vs. New England in 4th qtr. for injured Harbaugh and was 10-12-119...saw other reserve action 9/1 vs. Arizona (5-8-53), 9/23 vs. Miami (0-1-0) and 11/17 vs. Jets (2-4-33). **POST-SEASON:** Saw 4th qtr. action at Pittsburgh 12/29 and was 1-1-6 passing.

CAREER NOTES: **1995:** Saw action in three games, earning lone start 11/12 at New Orleans...was inactive 3rd-QB in games 1-8 and 14-16...was active but did not play 11/19 at New England and 11/26 vs. Miami...was 10-13-90 passing in first career start at New Orleans...saw first career action 11/5 vs. Buffalo and was 3-6-51, 1 int. before leaving with bruised right shoulder...entered game 12/3 at Carolina for injured Harbaugh and led club on final six possessions and was 7-17-71, 1 int. passing and 1-2 rushing...spent spring with Frankfurt in World League...named league offensive MVP...seasonal totals included 172-278-2,394, 17 TDs/12 ints....passed for World League record 435 yards vs. Barcelona...named MVP of World Bowl '95 Championship game with 18-36-308, 3 TD/1 int. in 26-22 victory over Amsterdam. **POST-SEASON:** Was inactive 3rd QB in all three games. **1994:** Spent entire season on Colts practice squad. **1993:** Played for Arizona Rattlers of Arena Football League. **1992:** Did not play football. **1991:** Spent entire season on Chicago practice squad.

COLLEGE: Four-year letterman and three-year starter...career totals included 33 games with 24 starts and 418-752-5,761, 34 TDs/26 ints. passing...was 131-252-1,876, 10 TDs/10 ints. as **senior**...started eight games...missed three games in mid-season with dislocated shoulder...was 34-63-474, 2 TDs/1 int. vs. Houston for top game...completions and attempts were career-highs...was 183-314-2,591, 17 TDs/10 ints. as **junior**...started 10 games...earned Sports Illustrated National Offensive Player-of-the-Week after 33-47-534, four TD passes in 44-39 win vs. Washington State...was 84-150-1,063, 5 TDs/2 ints. as **sophomore**...saw action in eight games with five starts...moved into starting lineup in season's seventh game...saw action in eight games with one start as **freshman** and totaled 20-36-231, 2 TDs/4 ints....redshirted in 1986...majored in justice studies.

PERSONAL: Full name is Paul Justin...born in Schaumburg, Ill....attended Schaumburg High School...single...participant in Colts-Star/News Gridiron Geography program...resides in Schaumburg, Ill.

CAREER STATISTICS

Year	PASSING								RUSHING			
	Att.-Comp.	Yds.	Pct.	Int.	LG	TD	Rat.	No.	Yds.	Avg.	LG	TD
1995	36-20	212	55.6	2	20	0	49.8	3	1	0.3	2	0
1996	127-74	839	58.3	0	38	2	83.4	2	7	3.5	6	0
TOTAL	163-94	1051	57.7	2	38	2	76.1	5	8	1.6	6	0

CAREER BEST

PASSING				RUSHING			
Attempts:	40	vs. Buffalo	12/1/96	Carries:	2	at New Orleans	11/12/95
Completions:	22	vs. Buffalo	12/1/96	Yards:	6	vs. Phil.	12/5/96
Yards:	228	vs. Buffalo	12/1/96	Longest:	6	vs. Phil.	12/5/96
Longest:	38	vs. Buffalo	12/1/96				
TDs:	1	at Miami	11/10/96				
		at New England	11/24/96				

LEEUWENBURG/MAHLUM

58 JAY LEEUWENBURG

Center/Guard 6-3 290

Colorado

2nd Year With Colts, 6th in NFL

UFA (Chicago) - 1996

Born: June 18, 1969



GAMES STARTED/PLAYED: (1992, 0/12); (1993, 16/16); (1994, 16/16); (1995, 16/16); (1996, 7/15) Total 55/75 Total with Colts 7/15

PRO: Signed by Colts as UFA on February 21, 1996...originally was D9-92 by Kansas City, the 244th selection overall...waived on August 31, 1992...claimed off waivers by Chicago on September 1, 1992.

1996: Started first two games and final five games at RG...inactive 9/15 at Dallas with left ankle injury, ending streak of 50 consecutive starts, the last 34 at RG...saw reserve action and helped team rush 24-100, 1 TD at Washington 10/27...helped club rush 31-152, 1 TD vs. Jets 11/17...started at RG 12/5 vs. Philadelphia and helped club rush 34-151, 2 TDs while allowing only one sack in 37-10 win. **POST-SEASON:** Started at RG and played entire game 12/29 at Pittsburgh.

CAREER NOTES: **1995:** Started 16 games at RG for Chicago...along with C-Jerry Fontenot were only Bears to start every game from 1993-95...helped Bears surrender NFL-low 15 sacks...helped Bears rank 4th in NFC rushing, 9th in NFL and 6th in NFC total offense, 9th in NFL. **1994:** Started 16 games at RG...handled kick and punt snapping duties. **1993:** Started 16 games (six at LT, 10 at RT)...worked all pre-season at center and guard but started season at LT following injury to Troy Auzenne. **1992:** Saw reserve action in 12 games...was inactive for first game and was active but did not play in games 2-4...saw primary action in next nine games as special teamer...saw significant action in final three games at LG and RG.

COLLEGE: Three-year starter...started every game despite breaking bone in right hand in second game of year as **senior**...led club to 8-3-1 record and Blockbuster Bowl...helped team to 11-1-1 record and Associated Press National Championship while starting every game as **junior**...helped team to 11-1 record and Big Eight championship while starting every game as **sophomore**...saw reserve action in six games as **freshman** as team went 8-4 and earned Freedom Bowl berth...redshirted in 1987...had highest grade point average on team...holds degree in English.

PERSONAL: Full name is Jay Robert Leeuwenburg...born in St. Louis, Mo....lettered in basketball, football and wrestling at Kirkwood High School...selected in 1995 as International Ambassador for Juvenile Diabetes...flew to Washington, D.C. in 1995 off-season to testify before House Appropriations Committee regarding money allocated to fight diabetes...father, Richard, played tackle for Chicago Bears in 1965...Leeuwenburg and his wife, Ingher, reside with their daughter, Cora (6/16/96) in Carmel, Ind.

65 ERIC MAHLUM

Offensive Guard 6-4 302

California

4th Year With Colts

Draft-2, 1994 (32nd overall)

Born: December 6, 1970



GAMES STARTED/PLAYED: (1994, 2/16); (1995, 7/7); (1996, 9/13) Total 18/36

MAHLUM/MANDARICH

1996: Started games 3-11 at RG...DNP 9/1 vs. Arizona (knee)...DNP 12/15 at Kansas City and 12/22 at Cincinnati...helped club rush 28-103 and post 321 total yards as starter 9/15 at Dallas...helped club rush 32-171 as starting RG 9/23 vs. Miami...helped club rush 24-100, 1 TD at Washington 10/27 and 31-152, 1 TD vs. Jets 11/17. **POST-SEASON:** Active but did not play 12/29 at Pittsburgh.

CAREER NOTES: **1995:** Started first seven games at RG...suffered sprained left knee 10/22 at Oakland and was inactive for final nine games...helped club surpass 100+ rushing in five of seven games including 36-235, 3 TD effort vs. St. Louis 10/1...rushing total was first 200+ outing by club since 12/4/88 (@Miami, 221). **POST-SEASON:** Was active but did not play at San Diego 12/31...saw reserve action at RG at Kansas City 1/7/96 and helped club rush 39-147...saw reserve action at Pittsburgh 1/14/96. **1994:** Earned first career start 10/9 at Jets in place of injured RG-Randy Dixon and helped club rush 29-141...started in place of injured Dixon 12/24 vs. Buffalo and helped club rush 27-145...saw extensive action as reserve 12/18 vs. Miami and helped club rush 30-143.

COLLEGE: Four-year letterman and three-year starter...started all 12 games at center as **senior**...started 11 games at center as **junior**...helped club average 389.3 yards per game...did not allow a sack all season...was honorable mention All-Pac Ten as **sophomore** starter at RG...helped team average 446.1 yards per game...had "fumblerooski" rushes of 19 yards vs. USC and 16 yards in Florida Citrus Bowl victory vs. Clemson...moved to center in spring drills following season...saw reserve action at offensive guard as **freshman**...helped lead team to Copper Bowl victory over Wyoming...was redshirt in 1989...social science major.

PERSONAL: Full name is Eric Arnold Mahlum...born in San Diego, Calif...attended Pacific Grove High School...hobbies include golf, woodworking, reading and scuba diving...Mahlum and his wife sponsored a family through the United Christmas Service Program...Mahlum and his wife, Becky, reside in Indianapolis, Ind.

79 TONY MANDARICH

Offensive Tackle 6-5 324

Michigan State

2nd Year With Colts, 6th in NFL

Free Agent - 1996

Born: September 23, 1966



GAMES STARTED/PLAYED: (1989, 0/14); (1990, 16/16); (1991, 15/15); (1992, 0/0); (1996, 6/15) **Total 37/60 Total with Colts 6/15**

PRO: Signed by Colts as FA on February 22, 1996...originally was D1-89 by Green Bay, the 2nd selection overall.

1996: Earned starts at RT 10/27 at Washington and in games 12-16...played duration of contest in final five starts...inactive 11/10 at Miami with shoulder injury...voted as Colts' recipient of Noble Max award, bestowed to player who exceeded normal expectations or has overcome adversity...helped club rush 24-100, 1 TD 10/27 at Washington...start was first since 12/15/91 vs. Detroit with Green Bay...helped club rush 31-152, 1 TD vs. Jets 11/17...started at RT 12/5 vs. Philadelphia and helped club rush 34-151, 2 TDs while allowing only one sack in 37-10 win. **POST-SEASON:** Started at RT 12/29 at Pittsburgh...left game in third quarter with leg cramps.

CAREER NOTES: **1992:** Spent entire season on Reserve/Non-Football Illness list due to thyroid problem/post-concussion syndrome. **1991:** Started first 15 games at RT for Green Bay...suffered slight ligament tear in left ankle 12/15 vs. Detroit and missed season finale 12/21 at Minnesota. **1990:** Started entire season at RT. **1989:** Missed first two games after signing late and receiving

MANDARICH/MARTIN

roster exemption...helped team finish T1st in NFC Central and finish with 10-6 record.

COLLEGE: Four-year letterman and three-year starter at LT...was unanimous first-team All-America as **senior** as team reached Gator Bowl...named "College Lineman of the Year" by Washington D.C. and Columbus (Ohio) Touchdown clubs...helped team post 246 rushing ypg...was first-team All-America by *Football News* and *College and Pro Football Newsweekly* as **junior**...also was Big Ten Conference Lineman of the Year...helped team to Big Ten title and 20-17 win over Southern Cal in Rose Bowl...earned honorable mention All-Big Ten as **sophomore** starter...saw reserve action as **freshman**...majored in communications.

PERSONAL: Full name is Ante Josip (Tony Joseph) Mandarich...born in Oakville, Ontario, Canada...lettered in baseball, basketball, football and wrestling at Kent (Ohio) Roosevelt High School...owns Carlisle Golf and Country Club in Toronto, Canada...participant in Colts-Star/News Gridiron Geography program...Mandarich and his wife, Amber-Lynn, reside with their daughter, Holly Rachel (4/15/91), in Maple City, Mich.

90 STEVE MARTIN

Defensive Tackle 6-4 303
Missouri
2nd Year With Colts
Draft-5, 1996 (151st overall)
Born: May 31, 1974



GAMES STARTED/PLAYED: (1996, 5/14) Total 5/14

1996: Started at RDE in place of injured DE-Tony Bennett 9/23 vs. Miami and at RDT in place of injured DT-Tony Siragusa in games 10-13...DNP 9/1 vs. Arizona and 10/6 at Buffalo...posted 51 tackles, 18 solo, seven hits, four pressures, one sack (five yards), one pass defended and one RF...had 13 tackles, seven solo, as starting RDT 11/24 at New England...posted nine tackles, five solo, as starting RDT 11/10 at Miami...had five assisted tackles, two hits and one pass defended as starting RDE vs. Miami...helped hold Dolphins to 28 rushing yards, the fewest allowed by Colts since 10/31/71 vs. Pittsburgh (26)...posted six tackles, one solo, and one RF as starting RDT 12/1 vs. Buffalo...had first career sack (five yards) 11/17 vs. Jets. **POST-SEASON:** Started at RDT 12/29 at Pittsburgh and posted four tackles, one solo...added one solo special teams tackle.

COLLEGE: Four-year starter...career totals included 43 games with 36 starts, 244 total tackles, 165 solo, 33 tackles for losses, 17 sacks (107 yards), four FF and three RF...started 10 games at NT as **senior** and posted 83 tackles, 50 solo, 13 tackles for losses, six sacks (34 yards) and two FF...started 11 games at NT as **junior** and posted 88 tackles, 70 solo, 12 tackles for losses, eight sacks (54 yards) and one RF...sack total tied school single-season record...saw action in 11 games with 10 starts at NT as **sophomore** and totaled 38 tackles, 25 solo, two FF, two RF and one sack (five yards)...saw action in 11 games with five starts at strongside DT as **freshman**...posted 35 tackles, 20 solo, and two sacks (14 yards)...named first-team freshman All-America by *Football News*...agriculture major.

PERSONAL: Full name is Steven Albert Martin...born in St. Paul, Minn....attended Jefferson City (Mo.) High School...helped lead team to two state titles in football while ranking 2nd in state as senior and 4th as junior in wrestling heavyweight division...single...resides in Jefferson City, Mo.

67 JASON MATHEWS

Offensive Tackle 6-5 304
 Texas A&M
 4th Year With Colts
 Draft-3, 1994 (67th overall)
 Born: February 9, 1971



GAMES STARTED/PLAYED: (1994, 0/10); (1995, 16/16); (1996, 15/16) Total 31/42

1996: Started games 1-7 and 9-11 at RT and games 12-16 at LT...did not start at Washington 10/27 due to sprained right ankle...switched to LT after Tony Mandarich assumed starting RT spot...helped club rush 32-171 vs. Miami 9/23...helped club rush 31-152, 1 TD vs. Jets 11/17...helped club rush 28-103 and post 321 total yards 9/15 at Dallas. **POST-SEASON:** Started at LT 12/29 at Pittsburgh.

CAREER NOTES: 1995: Started at RT...helped club rank 7th in AFC rushing, 11th in NFL (115.9 ypg.) and post nine 100+ outings while outrushing 10 of 16 opponents...helped RB-Marshall Faulk rank 5th in AFC rushing, 12th in NFL with 289-1,078, 11 TDs...paved way for 36-235, 3 TD rushing effort while allowing no sacks vs. St. Louis 10/1...sat out second half 12/10 at Jacksonville after suffering concussion. **POST-SEASON:** Started all three games at RT.


1994: Finished season second on depth chart at RT...was inactive for games four and 7-11...saw majority of action on special teams...saw extensive second half action at RT 12/11 at New England and 12/24 vs. Buffalo.

COLLEGE: Three-year letterman and two-year starter...was **senior** starter at RT...helped team rush for an average of 234.3 yards per game and capture SWC championship and Cotton Bowl berth...started 10 games at RT as **junior**...helped Aggies score on 30 of 32 drives inside the 10-yard line while claiming SWC championship and Cotton Bowl berth...moved from defensive line to tight end for **sophomore** season...used strictly as blocker in two tight end formations...did not have any receptions...sat out 1990 season after transferring from Brigham Young...was scout team performer as **freshman** at BYU in 1989...agricultural economics major.

PERSONAL: Full name is Samuel Jason Mathews...born in Orange, Tex....lettered in basketball, football and track at Bridge City High School...participant in Colts-Star/News Gridiron Geography program...Mathews and his wife, Kim, reside in Indianapolis, Ind.

23 DEDRIC MATHIS

Defensive Back 5-10 188
 Houston
 2nd Year With Colts
 Draft-2, 1996 (51st overall)
 Born: September 26, 1973



GAMES STARTED/PLAYED: (1996, 6/16) Total 6/16

1996: Started at RCB 9/1 vs. Arizona, 10/20 vs. New England, 11/10 at Miami and 11/17 vs. Jets...started at LCB 12/1 vs. Buffalo and 12/5 vs. Philadelphia...posted 63 tackles, 41 solo, while topping club with 13 passes defended...added one FF and nine special teams tackles, seven solo...posted team-high 12 tackles, seven solo, while playing every defensive snap vs. Philadelphia...had seven tackles, five solo, at Miami...had seven tackles, four solo, 11/17 vs. Jets...posted six tackles, two solo, while playing every defen-

MATHIS/McCOY

sive snap vs. Buffalo...had FF vs. San Diego 11/3...had pass defended of QB-Steve Bono pass in end zone with 0:09 remaining on 4th-10 from 11 to end final Chiefs' drive 12/15 at Kansas City...also had two solo special teams tackles. **POST-SEASON:** Saw reserve action 12/29 at Pittsburgh and posted one hit.

COLLEGE: Four-year letterman and two-year starter...career totals included 37 games with 21 starts, 185 total tackles, 129 solo, 19 passes defended, five interceptions (42 yards), one FF and one RF...started 11 games at RCB as **senior** and totaled 57 tackles, 42 solo, 11 passes defended, five interceptions (42 yards) and one FF...saw action in 11 games with nine starts at FS as **junior**...ranked 3rd on team in tackles with 91, 61 solo, while adding six passes defended and one RF...saw action in 11 games at LCB with one start as **sophomore** and totaled 26 tackles, 20 solo...saw reserve action in final four games as a **freshman**...had 11 tackles, six solo, and two passes defended...had four tackles, three solo, vs. Rice and four assisted tackles vs. Texas Tech...technology major.

PERSONAL: Full name is Dedric Mathis...born in Cuero, Texas...attended Cuero High School...saw action at CB, FS, RB and WR...also lettered in basketball and track...brother, Wayne, played minor league baseball in New York Mets organization...single...resides in Cuero, Tex.

61 TONY McCOY

Defensive Tackle 6-0 282

Florida

6th Year With Colts

Draft-4b, 1992 (105th overall)

Born: June 10, 1969



GAMES STARTED/PLAYED: (1992, 3/16); (1993, 0/6); (1994, 15/15); (1995, 16/16); (1996, 15/15) Total 49/68

PRO: Pick was obtained in package from L.A. Raiders in RB-Eric Dickerson trade.

1996: Started 15 games at LDT...inactive 10/20 vs. New England with ankle injury...totaled 62 tackles, 35 solo, and one RF...ranked T2nd on club in pressures (15) and third in sacks (5-36) and hits (11)...posted nine tackles, five solo, one RF and one hit 10/6 at Buffalo...had nine tackles, three solo, one sack (12 yards) and one pressure 12/15 at Kansas City...had six solo tackles 10/13 vs. Baltimore...had five tackles, two solo, two sacks (12 yards) and two pressures vs. Miami 9/23...helped hold Dolphins to 28 rushing yards, the fewest allowed by Colts since 10/31/71 vs. Pittsburgh (26)...posted five tackles, two solo, four hits, two pressures and one sack (four yards) vs. Arizona 9/1...had three pressures 9/8 at Jets and 12/5 vs. Philadelphia...had other sack (eight yards) at Miami 11/10...career totals include 245 total tackles, 42 pressures, 14.5 sacks (113.5 yards), three passes defended, three RF and two FF. **POST-SEASON:** Started at LDT 12/29 at Pittsburgh and posted four tackles, three solo.

CAREER NOTES: **1995:** Started games 1 and 4-16 at LDT and games 2-3 at RDT...had 80 tackles, 41 solo, 35 hits, 11 pressures, 2.5 sacks (15.5 yards), one FF and one pass defended...ranked second on team in hits and third in pressures...had eight tackles, four solo, four hits, one pressure and one sack (six yards) vs. Jets 10/29 for top game...had eight tackles, six solo, one hit and one pressure 11/12 at New Orleans...had FF 9/10 at Jets...had 1.5 sacks (9.5 yards) 11/19 at New England...had four hits 10/1 vs. St. Louis, 11/26 vs. Miami, and 12/10 at Jacksonville. **POST-SEASON:** Started all three games and had 20 tackles, 12 solo, two hits, one pressure and one sack (0 yards)...had sack at Pittsburgh 1/14/96. **1994:** Was inactive 9/18 at Pittsburgh with sprained knee suffered 9/11 at Tampa Bay...voted as Colts' recipient of Noble Max award, bestowed to player who exceeded normal expectations or over-

came adversity...named Ed Block Courage Award winner by teammates, an annual recognition of courageous play by an individual...ranked 7th on team, 2nd among DL, with 92 total tackles, 55 solo...led team in pressures (16) while ranking 2nd with six sacks (52 yards) and 31 hits...added two passes defended, one FF and one RF...had seven games of 7+ total tackles...had season-high 10 tackles, four solo, and one hit 11/6 at Miami...had nine solo tackles and one sack (six yards) 10/16 at Buffalo...had two sacks (11 yards) 12/18 vs. Miami...had sack (20 yards) and FF 9/4 vs. Houston which led to DE-Tony Bennett 75t fumble return...had sack (eight yards) and RF 12/4 at Seattle...had other sack (seven yards) 11/27 vs. New England. **1993:** Saw reserve action 9/5 vs. Miami, 10/24 at Miami, 10/31 vs. New England, 11/14 vs. Jets, 11/21 at Buffalo and 11/29 vs. San Diego...was inactive games 2-5, 12, and 14-16...DNP 11/7 at Washington and 12/12 at Giants...had seasonal total of one tackle at Miami. **1992:** Earned starts 10/25 at Miami, 11/1 at San Diego and 11/8 vs. Miami...totaled 10 tackles, five solo, one sack (10 yards) and one RF...had three tackles, one solo, at Miami...had sack 9/6 vs. Cleveland...RF led to TD 10/4 at Tampa Bay.

COLLEGE: Four-year performer who started 22 of 40 career appearances, including final two seasons at RDT...began career as middle guard before switching to RDT as sophomore...career statistics included 124 tackles, 32 for losses (164 yards), 17 sacks (144 yards), four RF and two FF...had 67 tackles, 17.5 for losses (91 yards), 7.5 sacks (52 yards), one FF and one RF as **senior** to earn Associated Press first-team All-SEC honors and honorable mention All-America by *The Football News*...started eight of 10 games as **junior** and totaled 36 tackles, four for losses, 6.5 sacks (42 yards), two RF and one FF...missed final game and all of 1990 season due to suspension...was reserve RDT as **sophomore**, totaling 14 tackles and two sacks (11 yards)...appeared in seven games as **freshman**, totaling seven tackles, one RF and one sack...sociology major.

PERSONAL: Full name is Anthony Bernard McCoy...born in Orlando, Fla...attended Evans High School...along with his wife formed "We As One Ministries" to assist and provide support for those in need...McCoy and his wife, Jodie, reside with their son, Anthony Bernard McCoy Jr. (1) in Indianapolis, Ind.

40 RAY McELROY

Defensive Back 5-11 207

Eastern Illinois

3rd Year With Colts

Draft-4, 1995 (114th overall)

Born: July 31, 1972



GAMES STARTED/PLAYED: (1995, 0/16); (1996, 5/16) Total 5/32

1996: Started final five games at SS in place of injured David Tate...posted 46 tackles, 30 solo, four passes defended and one hit...tied for team lead in special teams tackles with 15, 10 solo...had 10 tackles, five solo, as starter 11/24 at New England...played every defensive snap 12/1 vs. Buffalo and posted seven tackles, six solo...posted seven tackles, four solo, 12/22 at Cincinnati...posted six tackles, four solo, while playing every defensive snap 12/5 vs. Philadelphia...career totals include 49 total tackles, five passes defended and one pressure. **POST-SEASON:** Started at SS 12/29 at Pittsburgh and totaled team-high 13 tackles, five solo, with one int....added one assisted special teams tackle.

CAREER NOTES: 1995: Finished season third on depth chart at LCB...saw primary action on special teams and in nickle situations...totaled three tackles, two solo, one pressure, one hit and one pass defended...posted two tackles, one solo, 10/8 at Miami...had one solo tackle 12/10 at Jacksonville...ranked third on team in special teams tackles with 12, nine solo...had season-high three special teams tackles 9/10 at Jets (three solo) and 11/19 at New England

McELROY/MICKENS

(two solo). **POST-SEASON:** Saw reserve action in all three games and had two tackles, one solo, one RF, one int. (0 yards) and three special teams tackles, one solo...had end zone int. to end scoring threat at San Diego 12/31...had RF at Kansas City 1/7/96.

COLLEGE: Four-year letterman and three-year starter...career totals included 43 games with 34 starts, 195 tackles, 116 solo, 23 passes defended, 10 tackles for losses and five interceptions (39 yards)...was 46-1,055, 22.9 KOR avg....started 11 games at RCB as **senior** and totaled 76 tackles, 45 solo, 10 passes defended, seven tackles for losses and one interception...was 14-266, 19.0 avg. KOR...was standout performer on track team, capturing 400-meter hurdles (52.82) at Central Collegiate Conference meet...saw action in 11 games with 10 starts at RCB as **junior** and posted 40 tackles, 28 solo, 10 passes defended and four interceptions (39 yards)...int. total ranked 2nd in conference...started 11 games as **sophomore** and totaled 58 tackles, 32 solo...was 16-348, 21.8 avg. KOR...finished 4th in both indoor and outdoor conference finals...finished 6th in 200-meter indoor meet and ran winning leg on 1600-meter outdoor relay team...saw action in 10 games with two starts as **freshman**...had 21 tackles, 11 solo, and led Gateway Conference with 16-441, 27.6 KOR avg....redshirted in 1990...marketing major.

PERSONAL: Full name is Raymond Edward McElroy...born in Bellwood, Ill....lettered in football and track at Proviso West High School...does numerous speaking engagements within the Christian community...campaign spokesperson for Prevention of Child Abuse...McElroy and his wife, Michelle, reside in Indianapolis, Ind.

27 ARNOLD MICKENS


Running Back 5-11 217

Butler

2nd Year With Colts, 1st in NFL

Free Agent - 1996

Born: October 12, 1972



GAMES STARTED/PLAYED: (1996, 0/3) Total 0/3

PRO: Signed by Colts as FA on January 6, 1997...originally signed by Colts as FA on April 26, 1996...waived on August 20, 1996...signed by Colts to practice squad on September 10, 1996...waived on September 23, 1996...signed to practice squad on October 15, 1996...signed to active roster from practice squad on October 18, 1996...waived on November 12, 1996...signed by Colts to practice squad on November 13, 1996.

1996: Saw special teams action 10/27 at Washington, 11/3 vs. San Diego and 11/10 at Miami...had one assisted special teams tackle...DNP 10/20 vs. New England...spent weeks 3-4 and 11-16 on practice squad.

COLLEGE: Two-year starter...career totals included 20 starts, 763-3,813, 29 TDs rushing and 9-47 receiving...ranked 2nd in school history in career attempts and yardage...started 10 games as **senior** and posted 354-1,558, 11 TDs rushing and 7-40 receiving...accounted for 40.7% of team's offense and had 76.1% of team's rushing attempts...rushed 43-259, four TDs vs. Valparaiso and 43-223, one TD vs. Howard Payne...started 10 games as **junior** and totaled 409-2,255, 18 TDs rushing and 2-7 receiving...set or tied 18 NCAA Division 1-AA career, season and game records...one of only six players in NCAA annals to surpass 2,000 single-season rushing yards...set NCAA record with 409 attempts while ranking second all-time with 225.5 ypg. (Barry Sanders, 238.9 ypg., Oklahoma State/1989)...ranked third in NCAA history in seasonal rushing (2,628, Sanders, 1988/Oklahoma State; 2,342, Marcus Allen, 1981/Southern Cal)...set 1-AA career record with eight 200+ yard rushing performances while accounting for 64.0% of team's offense...was 56-295, two TDs vs. Valparaiso...saw action in six games as reserve DE and OLB as **sophomore** at Indiana University...saw primary action on special teams, totaling four tackles, three solo...had three solo tackles vs. Kentucky...saw action in eleven

games with one start at OLB as **freshman**...had 34 tackles, 29 solo, and one sack (10 yards)...had 11 tackles, eight solo, vs. Kentucky...had 10 tackles, nine solo, and one sack as starter vs. Missouri...redshirted in 1991...recruited as fullback and moved to outside linebacker in spring drills after season...public and corporate communications major.

PERSONAL: Full name is Arnold Lee Mickens, Jr....born in Indianapolis, Ind....attended Broad Ripple High School...named Co-City Player-of-the-Year as senior...lettered three years in football and four years in wrestling, winning city championship three times...is 1st Butler University football player to see NFL action...single...resides in Indianapolis, Ind.

52 STEVE MORRISON

Linebacker 6-3 246

Michigan

3rd Year With Colts

Free Agent - 1995

Born: December 28, 1971



GAMES STARTED/PLAYED: (1995, 0/10); (1996, 8/16) Total 8/26

PRO: Signed by Colts as FA on April 27, 1995.

1996: Started games five and 7-10 at RLB and games 6, 14 and 16 at LLB...ranked 7th on team in total tackles with 72, 43 solo...added six pressures, two hits, two RF, one int. (20 yards) and one pass defended...also had 11 special teams tackles, 10 solo...earned first career start 10/6 at Buffalo and totaled team-high 17 tackles, 13 solo...started at RLB in place of injured Quentin Coryatt...posted nine tackles, five solo, and two solo special teams tackles 12/22 at Cincinnati...started at RLB 10/27 at Washington and posted eight tackles, five solo, and one int. (20 yards)...had seven tackles, five solo, 12/1 vs. Buffalo...had seven tackles, four solo, as starter at LLB vs. Philadelphia 12/5...had RF to end scoring drive 9/8 at Jets...had other RF 10/20 vs. New England...had two solo special teams tackles 11/3 vs. San Diego and 11/17 vs. Jets...career totals include 72 total tackles, six pressures, two RF, one int. and one pass defended. **POST-SEASON:** Started at RLB 12/29 at Pittsburgh and totaled nine tackles, seven solo, and one FF.

CAREER NOTES: 1995: Saw primary action on special teams...was inactive for games 1-3 and 14-16...did not have any defensive tackles...had five special teams tackles, three solo...had two solo special teams tackles 11/12 at New Orleans...had one solo tackle 11/19 at New England. **POST-SEASON:** Inactive for all three games.

COLLEGE: Four-year letterman and three-year starter...career totals included 36 games with 31 starts, 333 tackles, 212 solo, 16 tackles for losses (32 yards), nine passes defended, six ints. (76 yards), four RF, two FF and two sacks (10 yards)...was team captain and started 11 games at ILB as **senior**...was semi-finalist for Butkus Award, given to nation's top LB...led team with 122 tackles, 73 solo, seven tackles for losses, three passes defended, three RF, two FF, one int. (13 yards) and one sack (eight yards)...helped team reach Holiday Bowl...saw action in four games with three starts as **junior**...bothered most of season with left foot injury...had 27 tackles, 19 solo...helped team reach Hall of Fame Bowl...started 11 games as **sophomore** and totaled team-high 117 tackles, 76 solo, with eight tackles for losses, two ints. (14 yards) and one sack (two yards)...received Roger Zatkoff Award, given annually to team's top LB...helped team reach Rose Bowl...saw action in seven games with five starts as **freshman**...posted 55 tackles, 38 solo, and three ints. (49 yards)...missed four games with fractured left fibula...helped team reach Rose Bowl...granted medical redshirt in 1990 after suffering severe left calf bruise...saw action in three games with one start before missing final seven games...had 12 tackles, six solo...holds degree in sports management and communications.

PERSONAL: Full name is Steve Craig Morrison...born in Farmington, Mich....attended Brother Rice High School...was two-way performer at FB and LB...also set school record with 72-yard punt...was all-state in lacrosse as

MORRISON/NEAL/POLLARD

junior with 40 goals...makes numerous visits to school and civic organizations throughout Indiana...single...resides in Indianapolis, Ind.

20 LEON NEAL

Running Back 5-9 185

Washington

2nd Year With Colts, 1st in NFL

Free Agent - 1996

Born: September 11, 1972



GAMES STARTED/PLAYED: (1996, 0/0) Total 0/0

PRO: Signed by Colts to active roster from practice squad on December 12, 1996...originally was D6-96 by Buffalo, the 196th overall selection...waived on August 25, 1996...signed by Colts to practice squad on October 15, 1996.

1996: Active but did not play 12/15 at Kansas City and 12/22 at Cincinnati...spent weeks 7-14 on practice squad. **POST-SEASON:** Inactive 12/29 at Pittsburgh.

COLLEGE: Four-year letterman...career totals included 180-939, five TDs rushing and 26-171, one TD receiving...finished 2nd on team with 100-558, 3 TDs rushing as **senior**...selected as National Football Foundation and Hall of Fame scholar-athlete...suffered broken sesmoid bone in right foot vs. Oregon State in season's fourth game and missed six games...was 31-152, two TDs for career-high yardage total vs. Southern Cal...saw action in 11 games as reserve as **junior** and totaled 51-220, one TD rushing...saw action in seven games as **sophomore** and posted 27-146, one TD rushing...was 2-15 rushing vs. Oregon State for **freshman** rushing totals...named most improved offensive back at end of spring drills...was redshirt in 1991...holds degree in drama.

PERSONAL: Full name is Leon K. Neal...born in St. Paul, Minn....attended Paramount High School (Long Beach, Calif.)...single...resides in Seattle, Wash.

81 MARCUS POLLARD

Tight End 6-4 257

Bradley

3rd Year With Colts

Free Agent - 1995

Born: February 8, 1972



GAMES STARTED/PLAYED: (1995, 0/8); (1996, 4/16) Total 4/24

PRO: Signed by Colts to active roster from practice squad on October 10, 1995...originally signed by Colts as FA on January 24, 1995...waived on August 22, 1995...signed by Colts to practice squad on August 28, 1995.

1996: Earned starts 11/3 vs. San Diego, 11/10 at Miami, 11/17 vs. Jets and 12/5 vs. Philadelphia when club opened in 2-TE alignment...ranked third on team in special teams tackles with 14, 11 solo...was 6-86, one TD receiving...had 48t from QB-Jim Harbaugh for first career reception 9/15 at Dallas...caught ball at line of scrimmage and broke numerous tackles en route to end zone...earned first career start 11/3 vs. San Diego and had 11-yard 4th-down reception...was 2-19 receiving vs. Buffalo 12/1...posted 1-6 receiving vs. Jets 11/17...was 1-2 receiving at Kansas City 12/15...reception went for first down on fourth quarter FG drive...had two solo special teams tackles 11/10 at Miami. **POST-SEASON:** Had one solo special teams tackle 12/29 at Pittsburgh.

POLLARD/POTTS

CAREER NOTES: 1995: Was inactive for games 8-10...saw action in games 6-7 and 11-16...did not have any receptions...saw primary action on special teams, totaling six tackles, four solo...had two solo special teams tackles vs. New England 12/23...had two special teams tackles, one solo, 11/26 vs. Miami.
POST-SEASON: Saw reserve action at Kansas City 1/7/96 and at Pittsburgh 1/14/96...totaled one assisted special teams tackle at Pittsburgh.

COLLEGE: Did not play college football...two-year starter at power forward in basketball...career totals included 58 games, 49 starts, 424 points (7.3 avg.) and 289 rebounds (5.0 avg.)...saw action in 31 games with 27 starts as senior...totaled 211 points (6.8 avg.) and 147 rebounds (4.7 avg.)...saw action in 27 games with 22 starts as junior...posted 213 points (7.9 avg.) and 142 rebounds (5.3 avg.)...transferred to Bradley after starting two years at Seward County Community College (Liberal, Kan.)...averaged 15 ppg. and 9.5 rpg. as sophomore...criminal justice major.

PERSONAL: Full name is Marcus LaJuan Pollard...born in Valley, Ala....attended Valley High School...single...resides in Indianapolis, Ind.

CAREER STATISTICS

RECEIVING

Year	No.	Yds.	Avg.	LG	TD
1995	0	0	0.0	0	0
1996	6	86	14.3	48t	1
TOTAL	6	86	14.3	48t	1

CAREER BEST

Receptions:	2	vs. Buffalo 12/1/96
Yards:	48	at Dallas 9/15/96
Longest:	48t	at Dallas 9/15/96
TDs:	1	at Dallas 9/15/96

42 ROOSEVELT POTTS

Running Back 6-0 250

Northeast Louisiana

4th Year With Colts

Draft-2, 1993 (49th overall)

Born: January 8, 1971



GAMES STARTED/PLAYED: (1993, 15/16); (1994, 15/16); (1995, 15/15); (1996, 0/0) Total 45/47

PRO: Pick was obtained in package from Pittsburgh for D2-93 (44th) draft pick.

1996: Missed season on NFL-imposed suspension.

CAREER NOTES: 1995: Started first 15 games...suffered torn anterior cruciate ligament in fourth quarter vs. San Diego 12/17 and missed remainder of season...ranked 2nd on team in attempts and yardage with 65-309 rushing...was 21-228, 1 TD receiving...was 9-73 rushing 9/3 vs. Cincinnati for top attempts and yardage outing...had 37-yard run for 2nd-longest career rush...was 7-30 rushing and 3-77 receiving 10/1 vs. St. Louis for top all-purpose game...had career-long 52-yard reception from QB-Jim Harbaugh...was 4-47 with 35-yard rush 10/8 at Miami...had 40t reception from QB-Jim Harbaugh at New Orleans 11/12. **1994:** Did not start 11/20 at Cincinnati as club opened in 2-TE alignment...was 77-336, 1 TD rushing to rank 2nd on club in attempts and yards...was 26-251, 1 TD receiving to rank 4th on club in receptions and receiving yards...was 6-74 with career-long 52-yard rush 11/27 vs. New England...was team's leading rusher 11/20 at Cincinnati with 11-45 effort...had 8t rush 9/11 at Tampa Bay for first career TD...was 6-87 vs. Cleveland 9/25 for career-best receptions and yardage game...also had 13t from QB-Jim Harbaugh for first career scoring reception. **1993:** Only non-

POTTS/SHELLO

start was opening game 9/5 vs. Miami...led team with 179-711 rushing...was 26-189 receiving...had 4th-highest NFL rookie rushing total (Jerome Bettis, Rams, 1,429; Reggie Brooks, Washington, 1,063; Ron Moore, Phoenix, 1,018) and was one of six rookies to lead respective clubs in rushing (Bettis; Brooks; Moore; Derek Brown, New Orleans; Greg Robinson, Raiders)...led club in rushing in 10 of 15 starts...was 18-113 vs. Dallas 10/10 for top yardage game...was 14-102 at halftime...34-yard rush against Cowboys was Colts longest rushing play of season...became first Colts rookie RB to post 100+ outing since Randy McMillan (16-146 at New England 9/6/81), a span of 188 games...was 14-100 vs. Buffalo 1/2/94...was 23-86 vs. New England 10/31 for top attempts game...was 3-51 receiving with consecutive 24-yard receptions vs. Denver 10/3 for top receiving yardage game...was 5-2 receiving 11/7 at Washington for season-high receptions outing.

COLLEGE: Three-year starter...career statistics included 658-3,061, 17 TDs rushing, 58-538, one TD receiving...career rushing total was school record...only rusher in school history to record two 1,000+ seasons...totaled 201-1,004, 11 TDs rushing, 24-262, one TD receiving as **senior**...named third-team All-America and first-team All-SLC after 239-1,103, five TDs rushing, 22-171 receiving as **junior**...rushed career-high 28-166 vs. North Texas State...totaled 218-954, one TD rushing, 12-105 receiving as **sophomore**...set school mark with five consecutive 100+ rushing yardage outings...missed **freshman** year as Prop 48...education major.

PERSONAL: Full name is Roosevelt Bernard Potts...born in Rayville, La...attended Rayville High School...rated state's top prospect by Lindy's Southeastern recruiting guide...single...resides in Indianapolis, Ind.

CAREER STATISTICS

Year	RUSHING					RECEIVING				
	No.	Yds.	Avg.	LG	TD	No.	Yds.	Avg.	LG	TD
1993	179	711	4.0	34	0	26	189	7.3	24	0
1994	77	336	4.4	52	1	26	251	9.7	30	1
1995	65	309	4.8	37	0	21	228	10.9	52	1
1996	0	0	0.0	0	0	0	0	0.0	0	0
TOTAL	321	1356	4.2	52	1	73	668	9.2	52	2

CAREER BEST

RUSHING			RECEIVING		
Carries:	23	vs. New England 10/31/93	Receptions:	6	vs. Cleveland 9/25/94
Yards:	113	vs. Dallas 10/10/93	Yards:	87	vs. Cleveland 9/25/94
Longest:	52	vs. New England 11/27/94	Longest:	52	vs. St. Louis 10/1/95
TDs:	1	at Tampa Bay 9/11/94	TDs:	1	vs. Cleveland 9/25/94 at New Orleans 11/12/95

97 KENDEL SHELLO

Defensive Lineman 6-3 301
Southern University
2nd Year With Colts
Free Agent - 1996
Born: November 24, 1973



GAMES STARTED/PLAYED: (1996, 0/1) Total 0/1

PRO: Signed by Colts from practice squad on September 22, 1996...originally signed by Colts as FA on April 26, 1996...waived on August 25, 1996...signed by Colts to practice squad on August 27, 1996.

1996: Saw action vs. New England 10/20 for lone appearance of season...did not have any tackles...active but did not play 9/23 vs. Miami and 11/24 at New England...inactive for games 5-6, 8-11, and 13-16...spent first three weeks on practice squad. **POST-SEASON:** Had one solo tackle in reserve action 12/29 at Pittsburgh..

SHELLO/SLUTZKER/STABLEIN

COLLEGE: Three-year starter...career totals included 35 games with 34 starts, 134 tackles, 78 solo, 25 sacks (170 yards), five RF, three interceptions (60 yards) and one FF...started 11 games at LDE as **senior** and posted 31 tackles, 19 solo, 12 sacks (73 yards), four RF and one FF...started 11 games at weak-side DT as **junior** and posted 56 tackles, 32 solo, seven sacks (64 yards) and one interception (four yards)...started 12 games at LDT as **sophomore** and registered 45 tackles, 27 solo, six sacks (33 yards), two interceptions (56 yards) and one RF...had RF vs. Jackson State in only action as **freshman**...redshirted in 1991...sociology major.

PERSONAL: Full name is Kendel Shello...born in New Iberia, La....attended New Iberia High School...single...resides in New Iberia, La.

84 SCOTT SLUTZKER

Tight End 6-4 250

Iowa

2nd Year With Colts

Draft-3, 1996 (82nd overall)

Born: December 20, 1972



GAMES STARTED/PLAYED: (1996, 0/15) Total 0/15

1996: Saw action primarily on special teams and in blocking situations...inactive 9/23 vs. Miami with ankle injury...ranked T4th on team in special teams tackles with 12, seven solo...had two solo special teams tackles 10/13 vs. Baltimore. **POST-SEASON:** Saw special teams action 12/29 at Pittsburgh.

COLLEGE: Four-year letterman and three-year starter...career totals included 41 games with 23 starts and 91-1,195, 5 TDs receiving...saw action in 11 games with 10 starts as **senior**...totaled 35-509, 1 TD receiving...was 8-167 vs. Penn State for career-high yardage outing...posted 4-66 in 38-18 win over Washington in Sun Bowl...saw action in nine games with four starts as **junior**...missed two games with ankle injury...totaled 27-379, 2 TDs receiving...was 6-63 with 11t vs. Michigan to earn Chevrolet Player-of-the-Game honors...saw action in 11 games with nine starts while helping team to Alamo Bowl as **sophomore**...recorded 29-307, 2 TDs receiving...saw reserve action in 11 games as **freshman**...did not have any receptions but recorded 10 tackles, six solo, on special teams...was redshirt in 1991...sociology major.

PERSONAL: Full name is Scott Slutzker...born in Hasbrouck Heights, N.J....attended Hasbrouck Heights High School...lettered in baseball, basketball and football...single...resides in Indianapolis, Ind.

86 BRIAN STABLEIN

Wide Receiver 6-1 193

Ohio State

5th Year With Colts, 4th in NFL

Free Agent - 1993

Born: April 14, 1970



GAMES STARTED/PLAYED: (1993, 0/0); (1994, 0/0); (1995, 0/15); (1996, 0/16) Total 0/31

PRO: Signed by Colts as FA on March 4, 1994...originally was D8-93 by Denver, the 210th selection overall...waived on August 23, 1993...signed by Colts to practice squad on September 9, 1993.

1996: Was 18-192, 1 TD receiving and 6-56-9.3 PR avg....was 10-85 receiving in two games against New England...was 5-47 vs. New England 10/20 and 5-

STABLEIN/STOCK

38 at New England 11/24...also was 3-32 PR with long of 30 to set up FG at New England...posted 2-21 receiving vs. Miami 9/23...scored first career TD with 30-yard grab from QB-Jim Harbaugh vs. Baltimore 10/13...had other receptions 9/1 vs. Arizona (1-6), 11/3 vs. San Diego (1-9), 11/10 at Miami (1-17), 12/5 vs. Philadelphia (1-10) and 12/15 at Kansas City (1-14)...had 17-yard PR at Buffalo 10/6. **POST-SEASON:** Was 3-28 receiving at Pittsburgh 12/29.

CAREER NOTES: **1995:** Was 8-95 receiving...had four special teams tackles, two solo...inactive 9/10 at Jets...totaled 2-20 receiving 9/17 at Buffalo and 2-18 at Oakland 10/22...was 1-16 vs. San Diego 12/17, 1-15 vs. Buffalo 11/5, 1-14 at New Orleans 11/12 and 1-12 vs. Cincinnati 9/3 for other receptions...recovered onside kicks late in game to preserve wins 10/1 vs. St. Louis, 11/26 vs. Miami and 12/10 at Jacksonville. **POST-SEASON:** Had post-season totals of 1-18 receiving at Pittsburgh 1/14/96...saw reserve action at San Diego 12/31 and at Kansas City 1/7/96. **1994:** Did not see any game action...spent first seven games on inactive list after suffering dislocated left elbow on punt return in preseason 8/25 vs. Cleveland...DNP 10/23 vs. Washington and 12/4 at Seattle...was inactive for games 9-12 and 14-16. **1993:** Spent final 15 games of season on practice squad.

COLLEGE: Four-year letterman...career receiving totals included 96-1,289, four TDs...was 53-643, two TDs receiving and 16-99 PR as **senior**...receptions ranked fourth in conference...earned Paul Warfield award as senior and junior, given annually to the team's outstanding receiver...had at least one reception in each game as **junior** while totaling 26-381 receiving and ranking third in conference with 18-154 PR...totaled 10-161, one TD receiving as **sophomore**...was 7-104, one TD receiving as **freshman**...redshirted in 1988 after joining team as walk-on...helped lead team to Florida Citrus Bowl (1992), Hall of Fame Bowl (1991, 1989) and Liberty Bowl (1990) during career...marketing major.

PERSONAL: Full name is Brian Patrick Stablein...born in Erie, Pa....three-year letterman in football and track at McDowell High School...brother, Chris, was teammate at Ohio State (1987-90)...brother, Scott, served with U.S. Marines in Persian Gulf with Operation Desert Storm...brother, Todd, plays basketball at Gannon University...participates in Colts-Star/News Gridiron Geography program...makes numerous visits to school and community organizations throughout Indiana...single...resides in Indianapolis, Ind.

CAREER STATISTICS

RECEIVING

Year	No.	Yds.	Avg.	LG	TD
1995	8	95	11.9	16	0
1996	18	192	10.7	30t	1
TOTAL	26	287	11.0	30t	1

CAREER BEST

Receptions:	5	vs. New England 10/20/96 at New England 11/24/96
Yards:	47	vs. New England 10/20/96
Longest:	30t	vs. Baltimore 10/13/96
TDs:	1	vs. Baltimore 10/13/96

10 MARK STOCK

Wide Receiver 5-11 184

VMI

2nd Year With Colts, 6th in NFL

Free Agent - 1996

Born: April 27, 1966



GAMES STARTED/PLAYED: (1989, 0/8); (1990, 0/0); (1991, 0/0); (1992, 0/0); (1993, 0/3); (1994, 0/0); (1995, 0/0); (1996, 0/14) Total 0/25 Total with Colts 0/14

PRO: Signed by Colts as FA on September 4, 1996...originally was D6-89 by Pittsburgh, the 144th selection overall...waived on September 4, 1989...signed by Pittsburgh to practice squad on September 6, 1989...signed to active roster on November 3, 1989...waived on September 3, 1990...signed as FA by Green Bay on April 23, 1991...waived on August 26, 1991...signed as FA by Washington on June 11, 1992...placed on PUP on July 20, 1992...placed on injured reserve on August 23, 1994...signed by Colts as FA on July 10, 1996...waived on August 25, 1996.

1996: Saw primary action on special teams and in multiple WR alignments...saw action in 14 of 15 games after re-signing with club, missing only 10/6 at Buffalo (inactive)...was 1-13 at Washington 10/27 and 1-11 vs. Buffalo 12/1 for seasonal receiving totals...ranked T4th on team in special teams tackles with 12, nine solo...had two solo special teams tackles at Washington...was 12-254-21.2 KOR...was 5-102-20.4 KOR at Washington and 7-152-21.7 KOR vs. San Diego 11/3...was 5-13-2.6 PR avg. with long of 9 vs. Buffalo 12/1 for seasonal and career PR totals. **POST-SEASON:** Had one solo special teams tackle and was 2-38, 19.0 KOR avg. 12/29 at Pittsburgh.

CAREER NOTES: **1995:** Played with San Antonio Texans (CFL). **1994:** Spent season on injured reserve (rotator cuff) with Washington. **1993:** Saw reserve action for Washington...had special teams tackles 10/4 at Miami, 11/1 at Buffalo and 12/11 vs. Jets. **1992:** Spent entire season on PUP with quadriceps injury...was 22-322, one TD for Sacramento in World League...had two-point conversion reception in World Bowl victory. **1989:** Spent first eight weeks of season on Pittsburgh practice squad...saw reserve action in eight games and was 4-74 receiving...was 1-13 vs. San Diego 11/19, 2-34 at Jets 12/10 and 1-27 vs. New England 12/17...totaled 2-37 in playoffs, going 1-7 at Houston 12/31/89 and 1-30 at Denver 1/7/90.

COLLEGE: Career totals included 165-3,091, 20 TDs...posted 17 100-yard receiving games...was 74-1,161, nine TDs as **senior** to earn Division I-AA All-America honors...also lettered in track (100-meters)...holds degree in economics.

PERSONAL: Full name is Mark Anthony Stock...born in Canton, Ohio...attended Marist High School in Atlanta, Ga....attended VMI with hopes of becoming Navy fighter pilot...switched to Army to avoid being commissioned when NFL showed interest...was on active duty in training during Persian Gulf War but was not called to battlefield duty...active in Fellowship of Christian Athletes...Stock and his wife, Andrea, reside with their sons, Jackson Timothy (4/10/96) and Kyle Jefferson (4/2/97) in Lawrenceville, Ga.

CAREER STATISTICS

Year	No.	Yds.	Avg.	LG	TD
1989 Pitt.	4	74	18.5	27	0
1993 Wash.	0	0	0.0	0	0
1996	2	24	12.0	13	0
TOTAL	6	98	16.3	27	0

CAREER BEST

Receptions:	2	at NY Jets 12/10/89
Yards:	34	at NY Jets 12/10/89
Longest:	27	vs. New England 12/17/89

71 KIPP VICKERS

Offensive Lineman 6-2 303
Miami (Florida)
5th Year With Colts, 3rd in NFL
Free Agent - 1993
Born: August 27, 1969



GAMES STARTED/PLAYED: (1993, 0/0); (1994, 0/0); (1995, 0/9); (1996, 6/10) Total 6/19

VICKERS/WARREN

PRO: Signed to active roster from practice squad on December 19, 1994...originally signed as FA on April 30, 1993...waived on August 30, 1993...signed to practice squad on September 1, 1993...signed to active roster from practice squad on December 21, 1993...waived on August 28, 1994...signed to practice squad on August 31, 1994...waived on November 1, 1994...signed to practice squad on November 16, 1994.

1996: Earned starts at LT in games 1-2 and 8-11...inactive 9/15 at Dallas, 9/23 vs. Miami and 10/6 at Buffalo with knee injury suffered 9/8 at Jets...DNP 11/24 at New England, 12/15 at Kansas City and 12/22 at Cincinnati...earned start at LT 10/27 at Washington and helped club rush 24-100, 1 TD...helped club rush 31-152, 1 TD vs. Jets 11/17. **POST-SEASON:** Saw extensive reserve action at LT at Pittsburgh 12/29.

CAREER NOTES: 1995: Saw reserve action in nine games...DNP in first six games and 11/12 at New Orleans...saw extensive action at RT 10/22 at Oakland, at LG 11/15 vs. Buffalo and at LG and RG 12/3 at Carolina...participated with Frankfurt of WLAF in spring. **POST-SEASON:** Saw action in three games with start at LG at Kansas City 1/7/96. **1994:** Spent games 1-9 and 11-15 on practice squad...dressed but did not play in season finale 12/24 vs. Buffalo. **1993:** Spent first 14 games on practice squad...signed to active roster 12/21...was inactive 12/26 at New England and 1/2/94 vs. Buffalo.

COLLEGE: Four-year letterman and one-year starter...named second-team All-Big East as **senior**...began season as starting weak tackle before switching to starting strong guard...filled post vacated by graduation of All-America Leon Searcy...**junior** campaign was first on offensive front after three seasons on defense...played both strong and weak guard...saw action in 11 games as **sophomore**, earning one start...saw reserve action on defensive line as backup to late Shane Curry, totaling 18 tackles, five solo, and six QB pressures...recorded two tackles in Mobil Cotton Bowl win over Texas...saw reserve action at defensive tackle in 11 games as **freshman**...totaled six tackles, one solo...criminal justice major.

PERSONAL: Full name is Kipp E. Vickers...born in Holiday, Fla....attended Tarpon Springs High School...Vickers and his wife, Tracy, reside with their children, Treme (10/28/90), Trinity (5/15/92) and Tajay (11/2/94) in Indianapolis, Ind.

21 LAMONT WARREN

Running Back 5-11 214

Colorado

4th Year With Colts

Draft-6, 1994 (164th overall)

Born: January 4, 1973



GAMES STARTED/PLAYED: (1994, 0/11); (1995, 1/12); (1996, 3/13) Total 4/36

1996: Started 9/15 at Dallas, 9/23 vs. Miami and 10/20 vs. New England for injured RB-Marshall Faulk...DNP 10/13 vs. Baltimore (knee) and 12/5 vs. Philadelphia and 12/15 at Kansas City (ankle)...rushing and receiving atts. and yards have increased each of last three seasons...was 14-69 rushing/3-18 receiving vs. Miami 9/23...had late 14-yard run to ice contest...was 4-64, 1 TD rushing/1-11 receiving vs. Jets 11/17 including 1t rush and career-long 53-yard rush...was 10-18 rushing/7-50 receiving vs. New England 10/20...receptions marked single-game career-best...was 8-14 rushing/4-23 receiving 9/15 at Dallas...was 1-18 KOR vs. Arizona 9/1 and 2-36-18.0 KOR at Buffalo 10/6 for seasonal KOR totals...had two assisted special teams tackles. **POST-SEASON:** Was 1-(-1) rushing at Pittsburgh 12/29...added two special teams tackles, one solo.

CAREER NOTES: 1995: Served as backup RB and kickoff returner...DNP games 8-11 with thigh injury suffered 10/22 at Oakland...earned first career start 12/23 vs. New England and was 22-90 rushing/6-67 receiving...rushing

WARREN

attempts, rushing yards and receiving yards were personal single-game bests...had 42-yard run for Colts' season-long rush...had 18-yard reception on lone TD drive...had 2t rush 12/10 at Jacksonville for first career score...was 6-50 receiving and 4-26.0 KOR with season-long 34-yarder vs. Cincinnati 9/3...had three special teams tackles, two solo. **POST-SEASON:** Started all three games...was 45-134 rushing, 13-100 receiving and 2-19.0 KOR. **1994:** DNP in games 4-8...was 18-80 rushing and 3-47 receiving...was season-high 5-50 rushing 12/4 at Seattle with season-long 34-yard burst...was 3-28 rushing 12/18 vs. Miami including 23-yard run...had 29-yard reception 11/20 at Cincinnati...had seasonal KOR total of 2-56 vs. Buffalo 12/24.

COLLEGE: Three-year starter...career totals included 488-2,242, 22 TDs rushing, 38-432, 1 TD receiving...helped team reach Aloha, Fiesta and Blockbuster Bowls...was Football News honorable mention All-America and second-team All-Big Eight as **junior**...started seven games and totaled 183-900, 7 TDs rushing and 15-184, 1 TD receiving...had five 100+ rushing outings...was 34-182 rushing vs. Oklahoma with 34t pass to WR-Charles Johnson...was 148-512, 8 TDs rushing and 12-131 receiving while starting nine games as **sophomore**...was second-team All-Big Eight as **freshman**...started final six games of season...was 157-830, 7 TDs rushing and 11-117 receiving...rushing total was highest freshman total in school history and 7th-highest in Big Eight history...communications major.

PERSONAL: Full name is Lamont Warren...born in Indianapolis, Ind....attended Dorsey High School in Inglewood, Calif....finished second in state in 400-meter dash (47.5)...played on same Dorsey team as Jets' Keyshawn Johnson and Dolphins' Karim Abdul-Jabbar...lettered on Buffaloes track team in 1992-93...member of NCAA champion mile relay team (3:09.67)...single...resides in Los Angeles, Calif.

CAREER STATISTICS

Year	RUSHING					RECEIVING				
	No.	Yds.	Avg.	LG	TD	No.	Yds.	Avg.	LG	TD
1994	18	80	4.4	34	0	3	47	15.7	29	0
1995	47	152	3.2	42	1	17	159	9.4	18	0
1996	67	230	3.4	53	1	22	174	7.9	17	0
TOTAL	132	462	3.5	53	2	42	380	9.0	29	0

CAREER BEST

RUSHING			RECEIVING		
Carries:	22	vs. New England 12/23/95	Receptions:	7	vs. New England 10/20/96
Yards:	90	vs. New England 12/23/95	Yards:	67	vs. New England 12/23/95
Longest:	53	vs. NY Jets 11/17/96	Longest:	29	at Cincinnati 11/20/94
TDs:	1	at Jacksonville 12/10/95 vs. NY Jets 11/17/96			

KICKOFF RETURNS

Year	No.	Yds.	Avg.	LG	TD
1994	2	56	28.0	38	0
1995	15	315	21.0	34	0
1996	3	54	18.0	18	0
TOTAL	20	425	21.3	38	0

CAREER BEST

Number:	4	vs. Cincinnati 9/3/95 at Miami 10/8/95
Yards:	104	vs. Cincinnati 9/3/95
Longest:	38	vs. Buffalo 12/24/94

36 DAMON WATTS

Defensive Back 5-10 190

Indiana

4th Year With Colts

Free Agent - 1994

Born: April 8, 1972



GAMES STARTED/PLAYED: (1994, 8/16); (1995, 0/13); (1996, 0/10) Total 8/39
PRO: Signed by Colts as FA on July 12, 1994.

1996: Saw reserve action in games 3-7 and 10-14...inactive for games 1-2 (broken thumb), 8-9 and 15-16 (broken arm)...placed on injured reserve 12/6 with broken arm suffered 12/5 vs. Philadelphia...played in nickle situations and on special teams...had three solo tackles, one int. (21 yards) and one pass defended on base defense...posted one solo tackle and int. 12/1 vs. Buffalo...also had solo tackles 10/6 at Buffalo and 11/24 at New England...had six special teams tackles, four solo...posted three special teams tackles, two solo, 10/13 vs. Baltimore...career statistics include 87 total tackles, nine passes defended, three ints. (30 yards) and one pressure.

CAREER NOTES: 1995: Subbed in 13 games...DNP in games 5-7 (toe)...saw primary action in nickle situations and on special teams...had 10 tackles, six solo, one int. (nine yards), one pass defended, one pressure and one hit...had two tackles 9/17 at Buffalo (one solo), 11/5 vs. Buffalo (one solo), 11/12 at New Orleans (two solo) and 11/26 vs. Miami (one solo)...had int. (nine yards) 10/1 vs. St. Louis before dislocating toe...had tackle of QB-Bubby Brister in open field at Colt 18 late in game 10/29 vs. Jets to save long run...tied for 3rd on club with 10 special teams tackles, seven solo. **POST-SEASON:** Saw reserve action in all three games...had four tackles, three solo, and one solo special teams tackle for post-season tackle totals at San Diego 12/31. **1994:** Started 9/4 vs. Houston as club opened in five-DB alignment...earned starts at LCB in games 4-10...ranked 5th among DBs in tackles with 74, 43 solo...had seven passes defended, one int. (0 yards) and one hit...had five multiple tackle outings...had personal season-best and game-high 14 tackles, eight solo, 10/16 at Buffalo...had 12 tackles, nine solo, one int. and one pass defended vs. Cleveland...ranked 4th on club with 18 special teams tackles, 15 solo.

COLLEGE: Four-year letterman and three-year starter...career totals included 145 tackles, 97 solo, six ints., five passes defended and four RF...played in six games as **senior**, starting four...totaled 16 tackles, 11 solo...missed two games due to ankle injury...missed final three games and Independence Bowl for disciplinary reasons...started all 11 games at FS as **junior** and ranked 2nd on team with 66 tackles, 48 solo...started 11 games as **sophomore** and led team with three ints. while placing 8th in tackles with 52, 32 solo...was one of only two true **freshman** to earn a letter...posted 11 tackles, six solo, and two ints. (25 yards)...holds degree in sports communications.

PERSONAL: Full name is Damon Shanel Watts...born in Indianapolis, Ind....lettered in football and basketball at Lawrence North High School...was teammate of New Jersey Nets' Eric Montross while starting at guard on 1989 Indiana state championship basketball team...in 1994 Watts and DL-Bernard Whittington were first Indiana University players to earn spot on Colts active roster since club's 1984 move to Indianapolis...honorary member of Board of Directors for Lawrence Township Schools Foundation...participates in Colts-Star/News Gridiron Geography Program...Watts and his wife, Veronica, reside with their daughter, Alisha (10/10/88), in Indianapolis, Ind.

72 DEREK WEST

Offensive Tackle 6-8 312
Colorado
3rd Year With Colts
Draft-5, 1995 (149th overall)
Born: March 28, 1972



GAMES STARTED/PLAYED: (1995, 0/3); (1996, 0/1) Total 0/4

1996: Saw special teams action at Miami 11/10 for only seasonal action...was on physically unable to perform list (PUP) with foot injury for games 1-8...placed on active roster on 10/30...inactive for games 9 and 11-16. **POST-SEASON:** Inactive 12/29 at Pittsburgh.

CAREER NOTES: 1995: Saw reserve action 11/5 vs. Buffalo, 12/3 at Carolina and 12/10 at Jacksonville for seasonal action...was inactive for games 1-7...was active but did not play 10/29 vs. Jets and games 10-12 and 15-16.

POST-SEASON: Saw reserve action in two games...was active but did not play at San Diego 12/31...saw special teams action at Kansas City 1/7/96 and at Pittsburgh 1/14/96.

COLLEGE: Four-year letterman and three-year starter...helped team's offense rank third nationally in rushing as **senior** with 291.5 ypg....returned to team in fall after undergoing foot surgery following spring drills...started every game at RT as **junior**...earned Victory Club choice, given to Colorado lineman who grades above 80% for blocking consistency...started all season at LT as **sophomore** in addition to lining up as deep snapper for placements...saw action on 700 plays while helping team avg. 400.8 ypg....saw action in six games as **freshman**, participating in 114 plays...bothered late in year with shoulder injury and underwent ankle surgery after season...redshirted in 1990...business major...earned school "Academic Starters" honors twice and was member of 1991 Big Eight Academic team...one of 11 student-athletes named to College Football Association's "Good Works" team for community service.

PERSONAL: Full name is Derek Steven West...born in Denver, Colo....three-year letterman in baseball, basketball and football at Pomona (Arvada, Colo.) High School...was honorable mention McDonald's All-America choice in basketball...father, Bob, played basketball and baseball at Colorado while brother, Ryan, was OT at Colorado State...makes numerous visits to school and community organizations throughout Indiana...single...resides in Indianapolis, Ind.

95 BERNARD WHITTINGTON

Defensive End 6-6 280
Indiana
4th Year With Colts
Free Agent - 1994
Born: August 20, 1971



GAMES STARTED/PLAYED: (1994, 8/13); (1995, 13/16); (1996, 14/16) Total 35/45

PRO: Signed by Colts as FA on May 5, 1994.

1996: Started games 1-4 and 9-16 at LDE...started 10/6 at Buffalo at RDE and 10/20 vs. New England at LDT...saw reserve action 10/13 vs. Baltimore and 10/27 at Washington...ranked 5th on team and 2nd among DL in total tackles with 85, 45 solo, while ranking T4th with 12 pressures...added nine hits, three sacks (23 yards), two FF and two passes defended...had 12 tackles, three solo, and one FF vs. San Diego 11/3...posted nine tackles, five solo, vs. New England...had eight tackles, three solo, one sack (15 yards) and one FF vs.

WHITTINGTON/WIDELL

Buffalo 12/1...had eight tackles, six solo, and one sack (two yards) 12/15 at Kansas City...had seven tackles 11/24 at New England (six solo) and 12/22 at Cincinnati (three solo)...had other sack (six yards) vs. Miami 9/23 while helping hold Dolphins to 28 rushing yards, the fewest allowed by Colts since 10/31/71 vs. Pittsburgh (26)...career statistics include 196 total tackles, 29 hurries, five sacks (34 yards), three FF, three passes defended and one RF.

POST-SEASON: Started at LDE 12/29 at Pittsburgh and posted six tackles, two solo, and one pressure.

CAREER NOTES: 1995: Saw action in 16 games with 13 starts...saw reserve action for first three games...had 57 tackles, 30 solo, 12 hits, seven pressures, two sacks (11 yards), one pass defended, one FF and one RF...had career-high 10 tackles, four solo, 11/5 vs. Buffalo...had six tackles 10/8 at Miami (four solo) and 12/17 vs. San Diego (five solo)...had sacks 10/22 at Oakland (seven yards) and 11/19 at New England (four yards)...had RF 10/15 vs. San Francisco and FF 11/12 at New Orleans...partially blocked 48-yard FG 12/3 at Carolina. **POST-SEASON:** Started three games at LDE and had 12 tackles, five solo, two hits and one pressure. **1994:** Saw reserve action in games 1-3 and 8-9...was inactive games 5-7...earned starts at LDE 9/25 vs. Cleveland, 11/20 at Cincinnati and 11/27 vs. New England...earned starts at RDE 11/6 at Miami and in final four games...posted 54 tackles, 19 solo, 10 pressures and five hits...had season-high 10 tackles, two solo, at Miami...had seven tackles, three solo, at Cincinnati.

COLLEGE: Four-year letterman and two-year starter...career statistics included 109 tackles, 82 solo, 19 tackles for loss (66 yards) and six passes defended...had 33 tackles, 26 solo, and nine tackles for loss (27 yards) as **senior** starter...received team's Howard Brown Award for spirit...started every game as **junior** and totaled 43 tackles, 36 solo, and seven tackles for losses (28)...had 20 tackles, 12 solo, and two tackles for loss (five yards) as **sophomore** reserve...saw action as reserve outside linebacker and member of special teams as **freshman**...had 13 tackles, eight solo, and one tackle for loss (six yards)...was redshirted in 1989...holds degree in sport management.

PERSONAL: Full name is Bernard M. Whittington...born in St. Louis, Mo....played guard, tight end and defensive end at Hazelwood East High School...is an accomplished pianist who often plays in hotel lobbies to relax on road trips and has performed at Indianapolis night clubs...in 1994 Whittington and DB-Damon Watts became first Indiana University players to earn spot on Colts active roster since club's 1984 move to Indianapolis...slept in car when first joined club as FA...has added 25 pounds since joining team...was engaged 12/25/96 and married on Valentine's Day (2/14/97) in Las Vegas...Whittington and his wife, Dana, reside in Indianapolis, Ind.

64 DOUG WIDELL

Offensive Guard 6-4 296

Boston College

2nd Year With Colts, 9th in NFL

UFA (Detroit) - 1996

Born: September 23, 1966



GAMES STARTED/PLAYED: (1989, 10/16); (1990, 16/16); (1991, 16/16); (1992, 16/16); (1993, 9/16); (1994, 16/16); (1995, 11/11); (1996, 16/16)
Total 110/123 Total with Colts 16/16

PRO: Signed by Colts as UFA on March 16, 1996...originally was D2-89 of Denver, the 41st selection overall...traded to Green Bay on August 24, 1993, for D7-94 (RB-Butler By'not'e)...signed by Detroit as UFA on June 2, 1994.

1996: One of four Colts to start 16 games...helped club rush 28-103 and post 321 total yards 9/15 at Dallas...helped club rush 32-171 vs. Miami 9/23, 24-100, 1 TD at Washington 10/27 and 31-152, 1 TD vs. Jets 11/17...helped club

rush 34-151, 2 TDs while allowing only one sack in 37-10 win over Philadelphia 12/5. **POST-SEASON:** Started at LG 12/29 at Pittsburgh and played duration of contest.

CAREER NOTES: **1995:** Made adjustment from RG to LG for Detroit...was inactive with ankle injury 9/17 vs. Arizona, 9/25 vs. San Francisco, 12/17 vs. Jacksonville and 12/23 at Tampa Bay...was active but did not play 10/8 vs. Cleveland...Arizona game was first of career missed by injury and snapped streak of 98 consecutive games...helped RB-Barry Sanders rank 2nd in NFL in rushing yards (1,500) and total yards from scrimmage (1,898)...inactive with ankle injury for playoff game 12/30/95 at Philadelphia. **1994:** Started at RG and missed only one down all season (12/10 vs. Jets)...helped Lions lead NFC and rank second in NFL with 2,070 rushing yards...helped Sanders post 10 100+ rushing outings and lead NFL in rushing (1,883)...started in playoffs 12/31 at Green Bay. **1993:** Started final eight games at LG...was backup at both guard positions and saw special teams action in first eight games...started at LG in playoffs 1/8/94 at Detroit and 1/16/94 at Dallas. **1992:** Started at RG for Denver...ended Bronco career with 58 consecutive starts at RG...was one of only two offensive players to start each game for Denver from 1990-92 (RT-Ken Lanier). **1991:** Started at RG for regular season and playoffs 1/4/92 vs. Houston and 1/12/92 at Buffalo. **1990:** Started every game at RG. **1989:** Started final 10 games of rookie season...made first start 10/22 at Seattle...started all three post-season games, including Super Bowl XXIV vs. San Francisco.

HONORS: **1989:** College and Pro Football Newsweekly NFL All-Rookie.

COLLEGE: Three-year letterman and two-year starter...started at RT as senior...took place of older brother Dave...started at RG as junior...helped club to 9-3 record and Hall of Fame Bowl victory over Georgia as sophomore reserve...was redshirt as freshman...holds degree in marketing.

PERSONAL: Full name is Douglas Joseph Widell...born in Hartford, Ct...attended South Catholic High School...played with his brother, Dave, from 1990-92 to form only sixth brother combination in NFL history to play for same team...Dave has played with Dallas (1988-89), Denver (1990-94) and Jacksonville (1995-96)...spokesperson for Indiana Family and Social Services Fatherhood Campaign...Widell and his wife, Colleen, reside with their daughter, Morgan (1/20/95), in Carmel, Ind.

COLTS TOP TOUCHDOWN PASSING CONNECTIONS

Rank	TDs	Quarterback-Receiver
1.	*63	Johnny Unitas to Raymond Berry
2.	43	Johnny Unitas to Lenny Moore
3.	41	Johnny Unitas to Jimmy Orr
4.	32	Johnny Unitas to John Mackey
5.	31	Johnny Unitas to Jim Mutscheller
6.	24	Bert Jones to Roger Carr
7.	16	Bert Jones to Glenn Doughty
8.	13	Bert Jones to Lydell Mitchell
9.	12	Bert Jones to Don McCauley
	12	Earl Morrall to Willie Richardson
	12	Mike Pagel to Ray Butler
12.	11	Jack Trudeau to Bill Brooks
	11	Jeff George to Jessie Hester
14.	10	Johnny Unitas to Alex Hawkins
	10	Bert Jones to Ray Butler
	10	Bert Jones to Raymond Chester

* 4th-most in NFL history (79, Dan Marino-Mark Clayton, Miami; 74, Steve Young-Jerry Rice, San Francisco; 65, Jim Kelly-Andre Reed, Buffalo)

1997 DRAFT

PROFILES OF COLTS 1997 DRAFT SELECTIONS

Round/Choice	Name	Pos.	Ht.	Wt.	College
1/ 19	Tarik Glenn	OT	6-5	335	California
2/ 48	Adam Meadows	OT	6-5	292	Georgia
3/ 86	Bert Berry	LB	6-3	248	Notre Dame
4/117	Delmonico Montgomery	DB	5-11	189	Houston
5/150	Nate Jacquet	WR	6-0	173	San Diego St.
5/156	Carl Powell	DL	6-3	265	Louisville
6/182	Scott Von der Ahe	LB	5-11	242	Arizona State
7/219	Clarence Thompson	DB	6-1	192	Knoxville

TARIK GLENN **Offensive Tackle**
Draft-1 (19th overall) **California**
6-5 335
Born: May 25, 1976



COLLEGE: Four-year letterman and two-year starter...began career as DT before switching to offense and starting at LT as junior and senior...named first-team All-Pac Ten while starting at LT as **senior**...posted 67 knockdown blocks as offense averaged 457.6 ypg... missed two games with ankle sprains...helped team post 549 yards vs. San Jose State, 504 yards vs. Oregon State and 415 yards vs. Southern Cal...graded 93% for blocking consistency by coaches vs. UCLA and Arizona...helped team to Aloha Bowl victory over Navy...participated in East-West Shrine and Senior Bowl all-star games following season...started every game at LT as **junior** and saw action on every play in 10 contests...earned second-team All-Pac Ten honors while grading 90% for season...helped offense total 430 yards vs. Arizona State...graded 93% while registering seven knockdown blocks vs. Arizona...saw reserve action in 11 games at defensive tackle as **sophomore**...had seven solo tackles...had three solo tackles and one sack (seven yards) vs. San Jose State for top game...saw reserve action in eight games at DT as **freshman**...had three tackles, one solo...helped team to Alamo Bowl victory over Iowa...economics major.

PERSONAL: Full name is Tarik Glenn...born in Cleveland, Ohio...performed as two-way lineman at Bishop O'Dowd (Oakland, Calif.) High School...has recorded 430-pound bench press and 600-pound (nicknamed is "T-Bone"...single...resides in Hayward, Calif.

ADAM MEADOWS **Offensive Tackle**
Draft-2 (48th overall) **Georgia**
6-5 292
Born: January 25, 1974



COLLEGE: Four-year starter...can play center, guard and tackle...started all season at LT as **senior** and registered 82 knockdown blocks for offense that posted 230.6 passing ypg...helped team post 556 total yards and 400 passing yards vs. Auburn...helped team total 426 yards vs. Mississippi State and pass for 292 yards vs. Texas Tech...started every game at split tackle as **junior**...had 68 knockdown blocks as team averaged 364.6 ypg...had seven knockdown blocks and helped team post 454 total yards vs. South Carolina...helped team rush for 251 yards vs. Clemson...started **sophomore** season at tight tackle but shifted to split tackle... had 51 knockdown blocks and helped offense post school-record 5,135 seasonal yards...helped team pass for 485 yards vs. South Carolina and post 483 total yards vs. Clemson...received team's "Biggest Offensive Surprise" award as **freshman**...started season at tight end before switching to tight tackle and starting final seven games...had 42 knockdown blocks as team posted 322.9 passing ypg...helped team post 667 total yards vs. Southern Mississippi and 495 total yards vs. Georgia Tech...redshirted in 1992...speech communications major.

PERSONAL: Full name is Adam Meadows...born in Powder Springs, Ga....lettered in football and basketball at McEachern High School...rated fourth-best prospect in state and 20th in nation by Atlanta Journal-Constitution...single...resides in Athens, Ga.

1997 DRAFT

BERT BERRY
Draft-3 (86th overall)
6-3 248
Born: August 15, 1975

Linebacker
Notre Dame



COLLEGE: Four-year letterman and three-year starter...career statistics included 44 games with 32 starts, 187 total tackles, 127 solo, 37 pressures, 16.5 sacks (142 yards), 11 tackles for losses, six FF and one FR...started 11 games at OLB as **senior** and posted 60 tackles, 34 solo, 13 pressures, 10 sacks (87 yards) and one FF...had season-high 14 tackles vs. Navy...had seven tackles, four solo, and three sacks (18 yards) vs. Washington...had seven tackles, five solo, and two sacks (21 yards) vs. Vanderbilt...started 11 games at OLB as **junior** and ranked third on team with 76 tackles, 57 solo...added 19 pressures, two FF, one FR and 0.5 sacks (11 yards)...had 10 solo tackles vs. Washington...had nine tackles, six solo, vs. Vanderbilt...had nine tackles, seven solo, vs. Boston College...had four tackles, three solo, as starter vs. Florida State in Orange Bowl...saw action in 11 games with six starts at LOLB as **sophomore**...had 26 tackles, 17 solo, six sacks (44 yards) and three FF...had six tackles, two FF, and two sacks (13 yards) vs. Michigan State...had three sacks (24 yards) vs. Stanford...saw reserve action vs. Colorado in Fiesta Bowl...saw action in 11 games with four starts as **freshman**...named third-team freshman All-America by Football News after posting 25 tackles, 19 solo...had seven tackles, six solo, vs. Pittsburgh...saw reserve action vs. Texas A&M in Cotton Bowl...communication and theater major.

PERSONAL: Full name is Bertrand D. Berry...born in Houston, Tex....three-year letterman in football, basketball and track at Humble (Tex.) High School...was two-time all-district selection in basketball...set school record in shuttle hurdle relay and also threw discus...single...resides in South Bend, Ind.

DELMONICO MONTGOMERY
Draft-4 (117th overall)
5-11 189
Born: December 8, 1973

Defensive Back
Houston



COLLEGE: Four-year letterman...career totals included 37 games with 18 starts, 126 total tackles, 95 solo, 25 passes defended, eight interceptions, two FR and one FF...started 11 games at LCB as **senior** and earned first-team Conference USA honors...posted 51 tackles, 41 solo, 16 passes defended, six interceptions and one sack (nine yards)...had 11 tackles, 10 solo, four passes defended and one interception vs. Southern Miss...had nine tackles, seven solo, and one interception vs. LSU...had other interceptions vs. Southern Cal, Southwestern Louisiana, Louisville and Cincinnati...had seven tackles vs. Syracuse in Liberty Bowl...saw action in four games as **junior** and had 21 tackles, 16 solo...had seven tackles, five solo, vs. Florida and eight tackles, six solo, vs. USC...saw action in 11 games as **sophomore**, starting first two games at RCB...posted 36 tackles, 26 solo, and one interception...had nine tackles, eight solo, and one interception (20 yards) vs. Missouri...had seven tackles, five solo, vs. Kansas...saw action in 11 games as **freshman** and had 18 tackles, 12 solo, and one interception...had five tackles and three passes defended as starter at RCB vs. SMU...had 52t interception return vs. Texas A&M...redshirted in 1992...kinesiology major.

PERSONAL: Full name is Delmonico Montgomery...born in Dallas, Tex....attended Gladewater (Tex.) High School...earned all-district honors in football and basketball and qualified for regionals in 300-meter hurdles as junior...single...resides in Gladewater, Tex.

NATE JACQUET
Draft-5 (150th overall)
6-0 173
Born: September 2, 1975

Wide Receiver
San Diego State



COLLEGE: Two-year letterman...career totals included 19 games with four starts, 19-374, 5 TDs receiving, 62 tackles, 40 solo, three interceptions and three FR...saw action in 11 games with starts in final four games at WR as **senior** and totaled 19-374, 5 TDs receiving...was 5-110 vs. Fresno State...was 3-37 with 24t vs. Wyoming...had 38t and 2t receptions vs. San Jose State...had 85t vs. UNLV for career-long grab and fourth-longest reception in school history...had 21t snare vs. Hawaii...saw reserve action at CB in eight games as **junior**...had four tackles,

1997 DRAFT

one solo...saw majority of action on special teams...transferred from Mt. San Antonio (Walnut, Cal.) Community College...started 10 games at CB as **sophomore** and posted 34 tackles, 24 solo, and two FF...saw action in 10 games with nine starts at CB as **freshman**...posted 28 tackles, 16 solo, three interceptions and one FR...child development major.

PERSONAL: Full name is Nate Jacquet...born in Duarte, Calif....lettered in basketball and football at Duarte High School...single...resides in San Diego, Calif.

CARL POWELL **Defensive Lineman**
Draft-5 (156th overall) **Louisville**
6-3 265
Born: January 4, 1974



COLLEGE: Two-year starter...career totals included 21 starts, 129 tackles, 76 solo, and 17 sacks...started 11 games as **senior** and earned first-team Conference USA honors...had season-high 12 tackles vs. Michigan State and 11 tackles and three sacks vs. North Carolina...had 12 tackles, eight solo, vs. Cincinnati...tied school record with four sacks vs. Memphis...started 10 games as **junior** and posted 44 total tackles, six sacks and one FR...sacks were 2nd on team and ranked 10th on school single-season charts...had season-high eight tackles vs. Tulane...had two sacks vs. Northern Illinois and Memphis...transferred from Grand Rapids (Mich.) Community College...had 111 tackles, seven sacks and three interceptions as **sophomore**...sports administration major.

PERSONAL: Full name is Carl Powell...born in Detroit, Mich....attended Northern High School...single...resides in Detroit, Mich.

SCOTT VON DER AHE **Linebacker**
Draft-6 (182nd overall) **Arizona State**
5-11 242
Born: October 12, 1975



COLLEGE: Two-year starter...career totals included 22 starts, 198 total tackles, 103 solo, three sacks (15 yards), three FF and two interceptions...started 11 games at LILB as **senior** and led team with 106 tackles, 57 solo...added two sacks (eight yards), two FR and one interception...was semi-finalist for Butkus Award...had season-high 15 tackles, nine solo, vs. Oregon State...had 14 tackles, one sack (six yards) and one FR vs. California...had 13 tackles, 10 solo, vs. Southern Cal...had 12 tackles, eight solo, one interception (29 yards) and one FR vs. Stanford...had seven tackles, six solo, vs. Ohio State in Rose Bowl...started 11 games at ILB as **junior** and posted team-leading 92 tackles, 46 solo, with one sack (seven yards), one interception and one FR...had 11 tackles, seven solo, vs. Nebraska...posted nine tackles, seven solo, vs. Washington...had 31st interception return vs. BYU...attended Iowa in 1994 but did not play football...transferred from Saddleback (Mission Viejo, Cal.) Community College...posted 208 total tackles and 25 sacks during two-year career (1992-93)...helped lead team to national championship as freshman...communications major.

PERSONAL: Full name is Scott Fraser Von der Ahe...born in Lancaster, Calif....member of Dean's List at Mission Viejo (Cal.) High School...single...resides in Mission Viejo, Calif.

CLARENCE THOMPSON **Defensive Back**
Draft-7 (219th overall) **Knoxville**
6-1 192
Born: January 5, 1975



COLLEGE: Transferred to Knoxville for **senior** season...started eight games and posted 64 tackles, 45 solo, five sacks (29 yards), three FF, two FR and two interceptions (32 yards)...three-year letterman and two-year starter at Michigan...career totals included 166 tackles, 120 solo, six interceptions (50 yards), five sacks (44 yards) and four FR...started at CB and SS as **junior** and posted 83 tackles, 58 solo, four sacks (30 yards) and two interceptions (seven yards)...named first-team All-Big Ten by coaches and media...had 10 tackles, seven solo, and one sack (11 yards) vs. Ohio State...had 10 tackles, seven solo, vs. Michigan State...had nine tackles, seven solo, vs. Northwestern...named Big Ten Defensive Player-of-the-Week

1997 DRAFT

after posting five tackles, two solo, and two sacks (12 yards) vs. Purdue...had sack (seven yards) and interception (seven yards) vs. Boston College...had other sack (two yards) and interception (0 yards) vs. Indiana...had seven tackles, five solo, vs. Texas A&M in Alamo Bowl...had 11 starts as **sophomore** (5-SS/6-FS)...had 65 tackles, 49 solo, two interceptions (0 yards) and one sack (14 yards)...had nine tackles vs. Iowa (eight solo) and Penn State (five solo)...had sack vs. Illinois and interceptions vs. Boston College and in Holiday Bowl vs. Colorado State...saw action in 13 games with two starts as **freshman**...had 18 tackles, 13 solo, two interceptions (43 yards) and one FR...had six tackles vs. Houston...had interception (0 yards) and FR vs. Minnesota...had 43rd interception return in Hall of Fame Bowl vs. North Carolina State...sports management and communications major.

PERSONAL: Full name is Clarence Omar Thompson...born in Detroit, Mich....was USA Today first-team All-America at Martin Luther King High School...single...resides in Knoxville, Tenn.

NATIONAL FOOTBALL LEAGUE CALENDAR

1997

- June 1 — Deadline for old clubs to send tender to unsigned *unrestricted* free agents to receive exclusive negotiating rights for rest of season if player is not signed by another club by July 15.
- June 1 — Deadline for old clubs to send tender to unsigned *restricted* free agents or to extend qualifying offer to retain exclusive negotiating rights.
- June 15 — Deadline for old clubs to withdraw original qualifying offer to unsigned restricted free agents and still retain exclusive negotiating rights.
- Mid-July — Training camps open. Clubs not permitted to open camps before July 5. Veteran players cannot be required to report earlier than 15 days prior to club's first preseason game or July 15, whichever is later.
- July 15 — Signing period ends at 4:00 PM EST for unrestricted free agents who received June 1 tender.
- July 31, August 1-4 — First full preseason weekend.
- August 19 — Roster cutdown to maximum of 60 players.
- August 24 — Roster cutdown to maximum of 53 players.
- August 25 — Clubs may establish practice squad of five players.
- August 31-September 1 — Regular season opens.
- October 7 — Trading deadline.
- October 14-15 — League Meeting, Washington, D.C.
- November 4 — Deadline for clubs to sign drafted players, franchise and transition players, and restricted and unrestricted free agents to whom June 1 tender was made. If such players are not signed by this date, they are prohibited from playing in the NFL in 1997.
- December 20-22 — Regular season closes.
- December 27-28 — Wild Card Weekend.

1998

- January 3-4 — Divisional Playoffs.
- January 11 — Conference Championships.
- January 25 — Super Bowl XXXII, San Diego, California.
- February 1 — AFC-NFC Pro Bowl, Honolulu, Hawaii.
- February 5-9 — Scouting Combine, Indianapolis, Indiana.

NATIONAL FOOTBALL LEAGUE

NATIONAL FOOTBALL LEAGUE

280 Park Ave., New York, N.Y. 10017
(212) 450-2000

Commissioner	Paul Tagliabue
President	Neil Austrian
Executive Vice President/Labor Relations Chairman NFLMC	Harold Henderson
Executive Vice President/League Counsel	Jeff Pash
Executive Vice President/League and Football Development	Roger Goodell
Senior Vice President/Communications and Government Affairs	Joe Browne
Senior Vice President/Broadcasting and Network Television	Val Pinchbeck, Jr.
Senior Vice President/Broadcast Planning	Dennis Lewin
Vice President/Club Administration and Stadium Management	Joe Ellis
Vice President/Special Events	Jim Steeg
Vice President/Programming, Marketing and Sales	John Collins
Vice President of Public Relations	Greg Aiello
Director of International Public Affairs	Pete Abitante
Director of Media Services	Leslie Hammond
Director of Corporate Communications	Chris Widmaier
Director of Broadcast Services	Dick Maxwell
Director of Broadcast Research	Joe Ferreira
Senior Director of Security	Milt Ahlerich
Senior Director of Officiating	Jerry Seeman
Senior Vice President/General Counsel NFLMC	Dennis Curran
Senior Vice President/Labor Relations NFLMC	Peter Ruocco

NFL PUBLIC RELATIONS DIRECTORS

Arizona	Paul Jensen	(602) 379-0101
Atlanta	Charlie Taylor	(770) 945-1111
Baltimore	Kevin Byrne	(410) 654-6200
Buffalo	Denny Lynch	(716) 648-1800
Carolina	Charlie Dayton	(704) 358-7000
Chicago	Bryan Harlan	(847) 295-6600
Cincinnati	Jack Brennan	(513) 621-3550
Dallas	Rich Dalrymple	(972) 556-9900
Denver	Jim Saccomano	(303) 649-9000
Detroit	Mike Murray	(810) 335-4131
Green Bay	Lee Rimmel	(414) 496-5700
Indianapolis	Craig Kelley	(317) 297-2658
Jacksonville	Dan Edwards	(904) 633-6000
Kansas City	Robert Moore	(816) 924-9300
Miami	Harvey Greene	(954) 452-7000
Minnesota	Dave Pelletier	(612) 828-6500
New England	Don Lowery	(508) 543-8200
New Orleans	Greg Bensel	(504) 731-1799
New York Giants	Pat Hanlon	(201) 935-8111
New York Jets	Frank Ramos	(516) 560-8100
Oakland Raiders	Mike Taylor	(510) 864-5000
Philadelphia	Ron Howard	(215) 463-2500
Pittsburgh	Rob Boulware	(412) 323-1200
St. Louis	Rick Smith	(314) 982-7267
San Diego	Bill Johnston	(619) 874-4500
San Francisco	Rodney Knox	(408) 562-4949
Seattle	Dave Neubert	(206) 827-9777
Tampa Bay	Reggie Roberts	(813) 870-2700
Tennessee	Dave Pearson	(615) 880-1030
Washington	Mike McCall	(703) 478-8900

Other Public Relations Contacts

Elias Sports Bureau	Seymour Siwoff	(212) 869-1530
Hall of Fame	Joe Horrigan	(330) 456-8207
ABC-TV	Mark Mandel	(212) 456-4867
FOX	Vince Wladika	(212) 556-2452
NBC-TV	Ed Markey	(212) 664-2014
CBS-TV	Leslie Anne Wade	(212) 975-5171
ESPN	Chris LaPlaca	(860) 585-2239
TNT	Greg Hughes	(404) 827-1735

1996 REVIEW

FINAL 1996 REGULAR SEASON STANDINGS

AMERICAN FOOTBALL CONFERENCE

Eastern Division

	W	L	T	Pct.	Pts.	OP
New England	11	5	0	.687	418	313
Buffalo*	10	6	0	.625	319	266
Indianapolis*	9	7	0	.563	317	334
Miami	8	8	0	.500	339	325
New York Jets	1	15	0	.063	279	454

Central Division

	W	L	T	Pct.	Pts.	OP
Pittsburgh	10	6	0	.625	344	257
Jacksonville*	9	7	0	.563	325	335
Cincinnati	8	8	0	.500	372	369
Houston	8	8	0	.500	345	319
Baltimore	4	12	0	.250	371	441

Western Division

	W	L	T	Pct.	Pts.	OP
Denver	13	3	0	.813	391	275
Kansas City	9	7	0	.563	297	300
San Diego	8	8	0	.500	310	376
Oakland	7	9	0	.438	340	293
Seattle	7	9	0	.438	317	376

*Wild Card qualifier for playoffs

Wild Card Playoffs:

Jacksonville 30, BUFFALO 27
PITTSBURGH 42, Indianapolis 14

Divisional Playoffs:

Jacksonville 30, DENVER 27
NEW ENGLAND 28, Pittsburgh 3

AFC Championship Game:

NEW ENGLAND 20, Jacksonville 6

NATIONAL FOOTBALL CONFERENCE

Eastern Division

	W	L	T	Pct.	Pts.	OP
Dallas	10	6	0	.625	286	250
Philadelphia*	10	6	0	.625	363	341
Washington	9	7	0	.563	364	312
Arizona	7	9	0	.438	300	397
New York Giants	6	10	0	.375	242	297

Central Division

	W	L	T	Pct.	Pts.	OP
Green Bay	13	3	0	.813	456	210
Minnesota*	9	7	0	.563	298	315
Chicago	7	9	0	.438	283	305
Tampa Bay	6	10	0	.375	221	293
Detroit	5	11	0	.313	302	368

Western Division

	W	L	T	Pct.	Pts.	OP
Carolina	12	4	0	.750	367	218
San Francisco*	12	4	0	.750	398	257
St. Louis	6	10	0	.375	303	409
Atlanta	3	13	0	.188	309	465
New Orleans	3	13	0	.188	229	339

Wild Card Playoffs:

DALLAS 40, Minnesota 15
SAN FRANCISCO 14, Philadelphia 0

Divisional Playoffs:

GREEN BAY 35, San Francisco 14
CAROLINA 26, Dallas 17

NFC Championship Game:

GREEN BAY 30, Carolina 13

Super Bowl XXXI

Green Bay 35, New England 21
at Louisiana Superdome (New Orleans, Louisiana)

COLTS SEASON REVIEW

Preseason (Won 3, Lost 2)

Date	Opponent	Colts-Opp.	Record	Attendance
7/27	New Orleans*	W 10-7	1-0	23,376
8/3	@ Cincinnati	L 25-28	1-1	45,024
8/10	@ Houston	L 12-16	1-2	12,851
8/17	SEATTLE	W 15-13	2-2	38,930
8/24	GREEN BAY	W 30-6	3-2	49,081

*Hall of Fame Game in Canton, Ohio

Regular Season (Won 9, Lost 7)

9/1	ARIZONA	W 20-13	1-0	48,133
9/8	@ N.Y. Jets	W 21-7	2-0	63,534
9/15	@ Dallas	W 25-24	3-0	63,021
9/23	MIAMI	W 10-6	4-0	60,891
10/6	@ Buffalo	L 13-16 (OT)	4-1	79,401
10/13	BALTIMORE	W 26-21	5-1	56,978
10/20	NEW ENGLAND	L 9-27	5-2	58,725
10/27	@ Washington	L 16-31	5-3	54,254
11/3	SAN DIEGO	L 19-26	5-4	58,484
11/10	@ Miami	L 13-37	5-5	66,623
11/17	N.Y. JETS	W 34-29	6-5	48,322
11/24	@ New England	L 13-27	6-6	58,226
12/1	BUFFALO	W 13-10 (OT)	7-6	53,804
12/5	PHILADELPHIA	W 37-10	8-6	52,689
12/15	@ Kansas City	W 24-19	9-6	71,136
12/22	@ Cincinnati	L 24-31	9-7	49,389

1996 REVIEW

GAME ONE: Indianapolis Colts 20, Arizona Cardinals 13

September 1, 1996

RCA Dome (48,133)

12:00 p.m.

Lindy Infante became the sixth head coach in club history to win his first game as the Colts topped Arizona, 20-13. QB-Jim Harbaugh hit rookie WR-Marvin Harrison on a 35t strike with 1:54 left for a 20-6 lead. QB-Boomer Esiason tightened matters with a 2t rush before his three late incomplete passes into the Colts' end zone ended the game. Harbaugh was 16-25-196, 2 TDs/1 int., while Harrison (6-85, 1 TD) became the first rookie to start an opener in a 2-WR set since 1980.

Cardinals	3	3	0	7	13
Colts	0	10	0	10	20

Scoring Summary

A	1 -	6:17	Davis 24 FG	11-44	5:49	0- 3
A	2 -	11:44	Davis 29 FG	13-47	7:18	0- 6
Colts	2 -	7:36	Crockett 2 pass from Harbaugh (Blanchard kick)	7-60	4:08	7- 6
Colts	2 -	0:03	Blanchard 23 FG	12-57	1:58	10- 6
Colts	4 -	10:34	Blanchard 40 FG	11-56	6:25	13- 6
Colts	4 -	1:54	Harrison 35 pass from Harbaugh (Blanchard kick)	6-65	3:17	20- 6
A	4 -	1:01	Esiason 2 run (Davis kick)	4-81	0:53	20-13

TEAM STATISTICS

	Cardinals	Colts
First Downs	20	19
Rushes/Yards	24-84	21-74
Net Passing Yards	226	238
Total Net Yards	310	312
Passing (A-C-I)	38-25-0	33-21-1
Times Thrown-Yards Lost	2-11	1-11
Punts-Avg.	4-42.0	3-38.7
Fumbles/Lost	0-0	1-1
Penalties	7-49	3-59
Time of Possession	33:11	26:49

INDIVIDUAL LEADERS:

Rushing — Cardinals:	McElroy 17-63; Esiason 3-15, 1 TD; Centers 2-6; Smith 1-3; Johnson 1-(-3)
Colts:	Faulk 12-46; Crockett 3-19; Warren 5-5; Harbaugh 1-4
Passing — Cardinals:	Esiason 38-25-237-0-0 Sacked: 2-11
Colts:	Harbaugh 25-16-196-2-1 Sacked: 0-0 Justin 8-5-53-0-0 Sacked: 1-11
Receiving — Cardinals:	Centers 11-108; Sanders 7-72; Edwards 2-15; Moore 2-11; Carter 1-20; Dowdell 1-11; Terry 1-0
Colts:	Harrison 6-85, 1 TD; Faulk 4-62; Dawkins 4-40; Dilger 3-26; Bailey 1-19; Warren 1-9; Stablein 1-6; Crockett 1-2, 1 TD

GAME TWO: Indianapolis Colts 21, New York Jets 7

September 8, 1996

Giants Stadium (63,534)

1:00 p.m.

The Colts started 2-0 for the first time since 1977 as QB-Jim Harbaugh (15-20-242, 1 TD) hit TE-Ken Dilger (7-156, 1 TD) on a 22t strike and scored on a 12t rush to cap a 21-7 win at the Jets. Dilger bested John Mackey's 1963 club record for reception yards by a tight end. Indianapolis won despite losing seven starters to injury during the game. PR-Marvin Harrison was 5-102. Though the game was marred by a 32-minute storm delay in the fourth quarter, the Colts earned a seventh win in the last eight meetings with the Jets at Giants Stadium.

Colts	7	7	0	7	21
Jets	0	7	0	0	7

Scoring Summary

Colts	1 -	3:01	Faulk 1 run (Blanchard kick)	8-54	4:58	7- 0
Colts	2 -	1:49	Dilger 22 pass from Harbaugh (Blanchard kick)	6-92	2:50	14- 0
NY	2 -	0:31	Johnson 11 pass from O'Donnell (Lowery kick)	9-56	1:18	14- 7
Colts	4 -	11:22	Harbaugh 12 run (Blanchard kick)	5-43	1:44	21- 7

TEAM STATISTICS	Jets	Colts
First Downs	21	17
Rushes/Yards	24-69	30-66
Net Passing Yards	290	225
Total Net Yards	359	291
Passing (A-C-I)	46-26-1	20-15-0
Times Thrown-Yards Lost	3-29	2-17
Punts-Avg.	7-48.1	5-49.8
Fumbles/Lost	2-1	1-1
Penalties	15-100	4-33
Time of Possession	30:38	29:22

INDIVIDUAL LEADERS:

Rushing —	Jets:	Murrell 13-41; Anderson 5-14; Cobb 5-12; O'Donnell 1-2
	Colts:	Faulk 10-25, 1 TD; Harbaugh 5-14, 1 TD; Crockett 6-15; Warren 6-6; Workman 3-6
Passing —	Jets:	O'Donnell 46-26-319-1-1 Sacked: 3-29
	Colts:	Harbaugh 20-15-242-1-0 Sacked: 2-17
Receiving —	Jets:	Chrebet 7-93; Johnson 5-53, 1 TD; Anderson 5-41; Slaughter 3-80; Graham 2-5; Baxter 1-23; Murrell 1-13; Brady 1-8; Cobb 1-3
	Colts:	Dilger 7-156, 1 TD; Harrison 2-35; Crockett 2-18; Faulk 2-11; Bailey 1-15; Warren 1-7

GAME THREE: Indianapolis Colts 25, Dallas Cowboys 24

September 15, 1996

Texas Stadium (63,021)

3:00 p.m.

K-Cary Blanchard booted field goals of 23, 25, 52 and 43 yards, the final with :51 left, as the Colts roared from a 21-3 deficit for a 25-24 win. The outcome stood when K-Chris Boniol's 57-yard field goal at the gun hit the crossbar. Missing six injured starters, the Colts rallied for the fifth-largest comeback in club history, QB-Jim Harbaugh hit TE-Marcus Pollard (48t) and Ken Dilger (8t) on third-quarter TD passes before Blanchard's game-winning kick. The win marked the club's second straight over a defending Super Bowl champion (San Francisco, 10/15/95).

Colts	3	6	13	3	25
Cowboys	7	14	0	3	24

Scoring Summary

Colts 1 - 4:55	Blanchard 23 FG	16-66	10:05	3- 0
D 1 - 0:09	Johnston 5 pass from Aikman (Boniol kick)	9-67	4:46	3- 7
D 2 - 14:07	Sanders 22 fumble return (Boniol kick)			3-14
D 2 - 6:23	Smith 2 run (Boniol kick)	8-50	4:50	3-21
Colts 2 - 2:31	Blanchard 25 FG	9-38	3:52	6-21
Colts 2 - 0:07	Blanchard 52 FG	7-31	0:59	9-21
Colts 3 - 9:48	Pollard 48 pass from Harbaugh (Blanchard kick)	4-66	2:15	16-21
Colts 3 - 2:42	Dilger 8 pass from Harbaugh (pass failed)	9-78	5:15	22-21
D 4 - 13:26	Boniol 52 FG	8-42	4:16	22-24
Colts 4 - 0:51	Blanchard 43 FG	7-44	1:57	25-24

TEAM STATISTICS	Cowboys	Colts
First Downs	18	18
Rushes/Yards	30-111	28-103
Net Passing Yards	184	218
Total Net Yards	295	321
Passing (A-C-I)	27-17-0	28-19-1
Times Thrown-Yards Lost	0-0	5-26
Punts-Avg.	3-38.0	2-50.5
Fumbles/Lost	1-1	3-1
Penalties	2-30	6-50
Time of Possession	28:42	31:18

INDIVIDUAL LEADERS:

Rushing —	Cowboys:	Smith 26-101, 1 TD; Aikman 3-8; Johnston 1-2
	Colts:	Crockett 10-36; Groce 3-28; Warren 8-14; Workman 3-14; Harbaugh 4-11
Passing —	Cowboys:	Aikman 27-17-184-1-0 Sacked: 0-0
	Colts:	Harbaugh 28-19-244-2-1 Sacked: 5-26
Receiving —	Cowboys:	Bjornson 5-54; Johnston 4-24, 1 TD; Williams 2-36; Martin 2-29; Sanders 2-27; Smith 2-14

1996 REVIEW

Colts: Crockett 4-60; Dawkins 4-57; Warren 4-23; Harrison 3-16; Dilger 2-34, 1 TD; Pollard 1-48, 1 TD; Workman 1-6

GAME FOUR: Indianapolis Colts 10, Miami Dolphins 6

September 23, 1996

RCA Dome (60,891)

8:00 p.m.

Missing seven starters, the Colts out-rushed Miami, 171-28, to earn a 10-6 win in a battle of 3-0 teams on MNF. It marked the smallest rushing total allowed by the Colts in a 374-game span dating back to 1971. An RCA Dome record crowd of 60,891 saw the Colts notch their fourth straight win over Miami, while Lindy Infante became the only Colts coach to win his first four games. The Colts sacked QB-Bernie Kosar (playing after Dan Marino broke an ankle) five times. TE-Ken Dilger caught a scoring pass for the third straight game, while the 1t toss marked Harbaugh's 10th straight game with a TD pass. Harbaugh's streak tied John Unitas, who owns the only longer streaks in Colts history.

Dolphins	3	3	0	0	6
Colts	0	7	0	3	10

Scoring Summary

M	1 - 7:05	Nedney 24 FG	13-79	6:14	0- 3
Colts	2 - 8:51	Dilger 1 pass from Harbaugh (Blanchard kick)	16-97	7:56	7- 3
M	2 - 1:37	Nedney 29 FG	12-55	7:14	7- 6
Colts	4 - 14:14	Blanchard 18 FG	14-89	7:51	10- 6

TEAM STATISTICS

	Dolphins	Colts
First Downs	12	20
Rushes/Yards	15-28	32-171
Net Passing Yards	162	106
Total Net Yards	190	277
Passing (A-C-I)	30-20-0	26-19-0
Times Thrown-Yards Lost	5-27	3-14
Punts-Avg.	5-49.0	4-46.5
Fumbles/Lost	1-0	3-1
Penalties	6-46	4-25
Time of Possession	29:30	30:30

INDIVIDUAL LEADERS:

Rushing — Dolphins:	Abdul-Jabbar 9-18; Kosar 1-6; Spikes 5-4
Colts:	Crockett 9-81; Warren 14-69; Harrison 1-15; Workman 1-5; Groce 3-2; Harbaugh 4-(-1)
Passing — Dolphins:	Kosar 22-15-122-0-0 Sacked: 5-27 Marino 8-5-67-0-0 Sacked: 0-0
Colts:	Harbaugh 25-19-120-1-0 Sacked: 3-14 Justin 1-0-0-0-0 Sacked: 0-0
Receiving — Dolphins:	McDuffie 4-62; Pritchett 4-20; Abdul-Jabbar 3-27; Thomas 2-21; Spikes 2-10; Jordan 1-15; Carolan 1-13; McPhail 1-13; Byars 1-5; Miller 1-3
Colts:	Dawkins 4-40; Harrison 4-11; Warren 3-18; Dilger 3-11, 1 TD; Stablein 2-21; Crockett 2-12; Workman 1-7

GAME FIVE: Buffalo Bills 16, Indianapolis Colts 13 (Overtime)

October 6, 1996

Rich Stadium (79,401)

3:00 p.m.

The Colts, the NFL's last unbeaten team, rallied from a 10-0 third-quarter deficit to a 13-10 lead before dropping a 16-13 OT decision at Buffalo. K-Steve Christie hit a 37-yard field goal with :15 left in regulation, then added a 39-yarder 9:22 into OT for the win. QB-Jim Harbaugh (17-42-203) was sacked six times and harrassed constantly by Buffalo, yet positioned the club for the win. Buffalo moved 58 yards in the final seconds for the tying score. P-Chris Gardocki (12-45.9) tied a club mark for punts, while 23 by both teams set a franchise mark.

Colts	0	0	3	10	0	13
Bills	0	7	3	3	3	16

Scoring Summary

B	2 - 9:42	Reed 30 pass from Collins (Christie kick)	10-80	5:01	0- 7
B	3 - 9:59	Christie 42 FG	5-58	1:05	0-10
Colts	3 - 7:16	Blanchard 44 FG	8-46	2:43	3-10
Colts	4 - 14:57	Faulk 1 run (Blanchard kick)	11-81	5:11	10-10

1996 REVIEW

Colts 4 - 8:25 Blanchard 41 FG
 B 4 - 0:15 Christie 37 FG
 B OT - 5:38 Christie 39 FG

6-16 2:39 13-10
 11-58 1:36 13-13
 9-26 4:24 16-13

TEAM STATISTICS

	Bills	Colts
First Downs	20	16
Rushes/Yards	34-113	30-86
Net Passing Yards	299	163
Total Net Yards	412	249
Passing (A-C-I)	44-23-0	42-17-0
Times Thrown-Yards Lost	3-10	6-40
Punts-Avg.	11-40.4	12-45.9
Fumbles/Lost	1-1	0-0
Penalties	13-95	3-20
Time of Possession	34:50	34:32

INDIVIDUAL LEADERS:

Rushing — Bills: Thomas 18-69; Holmes 10-31; Collins 3-12; Moulds 1-1; Tindale 2-0
 Colts: Faulk 20-55, 1 TD; Crockett 3-13; Groce 4-10; Harbaugh 3-8
 Passing — Bills: Collins 44-23-309-1-0 Sacked: 3-10
 Colts: Harbaugh 42-17-203-0-0 Sacked: 6-40
 Receiving — Bills: Thomas 8-111; Moulds 5-56; Early 4-64; Reed 4-58, 1 TD; Johnson 2-20
 Colts: Harrison 5-88; Faulk 4-8; Dilger 3-53; Bailey 2-34; Crockett 2-4; Dawkins 1-16

GAME SIX: Indianapolis Colts 26, Baltimore Ravens 21 October 13, 1996 RCA Dome (56,978)

7:00 p.m.

LB-Jeff Herrod's 68t interception, the longest ever by a Colts linebacker, helped Indianapolis top Baltimore, 26-21. Two late defensive stops by the Colts earned the victory. QB-Jim Harbaugh was 9-15-155, 1 TD passing, while the club rushed 28-123 in the absence of RB-Zack Crockett, who would miss the rest of the season with an injured knee. Down 14-13, RB-Marshall Faulk tallied on a 1t rush before Herrod's interception.

Ravens	0	7	7	7	21
Colts	3	10	7	6	26

Scoring Summary

Colts 1 - 8:03	Blanchard 27 FG	12-68	6:57	3- 0
Colts 2 - 13:44	Stablein 30 pass from Harbaugh (Blanchard kick)	4-46	2:16	10- 0
B 2 - 8:02	Alexander 23 pass from Testaverde (Stover kick)	9-76	5:42	10- 7
Colts 2 - 3:21	Blanchard 30 FG	9-57	4:41	13- 7
B 3 - 8:15	Alexander 5 pass from Testaverde (Stover kick)	11-67	6:45	14-13
Colts 3 - 1:16	Faulk 1 run (Blanchard kick)	13-67	6:59	20-14
Colts 4 - 14:07	Herrod 68 interception return (pass failed)			26-14
B 4 - 4:09	Williams 3 pass from Testaverde (Stover kick)	5-56	2:04	26-21

TEAM STATISTICS

	Ravens	Colts
First Downs	20	15
Rushes/Yards	23-112	38-123
Net Passing Yards	213	132
Total Net Yards	325	255
Passing (A-C-I)	30-17-1	15-9-0
Times Thrown-Yards Lost	2-22	4-23
Punts-Avg.	5-43.8	5-43.8
Fumbles/Lost	0-0	0-0
Penalties	6-35	6-48
Time of Possession	25:58	34:02

INDIVIDUAL LEADERS:

Rushing — Ravens: Byner 19-79; Testaverde 2-27; Gardner 2-6
 Colts: Groce 11-55; Faulk 19-44, 1 TD; Harbaugh 6-21; Workman 2-3
 Passing — Ravens: Testaverde 30-17-235-3-1 Sacked: 2-22
 Colts: Harbaugh 15-9-155-1-0 Sacked: 4-23
 Receiving — Ravens: Alexander 5-96, 2 TD; Jackson 3-46; Byner 3-37; Bishop 2-22; Williams 2-7, 1 TD; Lewis 1-19; Kinchen 1-8
 Colts: Bailey 2-53; Dawkins 2-21; Stablein 1-30, 1 TD; Faulk 1-21; Harrison 1-20; Groce 1-7; Dilger 1-3

1996 REVIEW

GAME SEVEN: New England Patriots 27, Indianapolis Colts 9

October 20, 1996

RCA Dome (58,725)

12:00 p.m.

Four first-half Colts drives inside the New England 20 netted but six points, then four fumbles helped spell a 27-9 loss. Prompted by Colts miscues, New England scored 17 points off a nine-play, 31-yard sequence to gain control early in the second half. Missing five injured starters, the Colts out-gained the Patriots, 364-222. QB-Jim Harbaugh suffered a broken nose. Patriots QB-Drew Bledsoe was 14-24-142, 1 TD passing, while RB-Curtis Martin was 25-75, 2 TDs rushing.

Patriots	0	10	14	3	27
Colts	3	3	0	3	9

Scoring Summary

Colts 1 - 2:49	Blanchard 21 FG	9-57	4:31	3- 0
Colts 2 - 6:12	Blanchard 35 FG	10-51	4:50	6- 0
NE 2 - 2:11	Glenn 8 pass from Bledsoe (Vinatieri kick)	1- 8	0:04	6- 7
NE 2 - 0:50	Vinatieri 44 FG	4- 6	0:42	6-10
NE 3 - 11:49	Martin 1 run (Vinatieri kick)	4-17	1:37	6-17
NE 3 - 1:57	Martin 6 run (Vinatieri kick)	10-65	4:49	6-24
Colts 4 - 13:09	Blanchard 38 FG	11-54	3:48	9-24
NE 4 - 8:01	Vinatieri 36 FG	11-53	5:08	9-27

TEAM STATISTICS

	Patriots	Colts
First Downs	15	27
Rushes/Yards	31-80	18-45
Net Passing Yards	142	319
Total Net Yards	222	364
Passing (A-C-I)	24-14-0	55-36-0
Times Thrown-Yards Lost	0-0	4-23
Punts-Avg.	6-46.0	2-49.5
Fumbles/Lost	3-2	5-4
Penalties	9-75	6-49
Time of Possession	25:56	34:04

INDIVIDUAL LEADERS:

Rushing — Patriots:	Martin 25-75, 2 TD; Gash 1-3; Bledsoe 5-2
Colts:	Warren 10-16; Groce 6-16; Harbaugh 1-10; Workman 1-3
Passing — Patriots:	Bledsoe 24-14-142-1-0 Sacked: 0-0
Colts:	Harbaugh 43-26-223-0-0 Sacked: 3-14 Justin 12-10-119-0-0 Sacked: 1-9
Receiving — Patriots:	Jefferson 5-79; Glenn 3-29, 1 TD; Meggett 2-16; Gash 2-12; Coates 1-7; Martin 1-(-1)
Colts:	Dawkins 8-84; Warren 7-50; Stablein 5-47; Bailey 4-48; Harrison 4-42; Groce 4-28; Dilger 3-25; Workman 1-18

GAME EIGHT: Washington Redskins 31, Indianapolis Colts 16

October 27, 1996

RFK Stadium (54,254)

1:00 p.m.

The Colts played from behind throughout the game in falling at Washington, 31-16. RB-Terry Allen (22-124, 3 TDs rushing), QB-Gus Frerotte (18-25-178, 1 TD/int.) and PR-Brian Mitchell (71-yard return) fueled the Redskins' attack. The Colts narrowed the margin to 17-13 and 24-16, but could get no closer. Indianapolis yielded 215 rushing yards, while Allen became the first back since 1984 to rush for three TDs against the Colts. It marked the Colts' last appearance in RFK Stadium.

Colts	0	13	3	0	16
Redskins	10	7	7	7	31

Scoring Summary

W 1 - 8:43	Blanchard 20 FG	13-54	6:17	0- 3
W 1 - 3:01	Allen 4 run (Blanton kick)	7-75	4:14	0-10
Colts 2 - 9:42	Blanchard 21 FG	17-77	8:19	3-10
W 2 - 4:57	Shepherd 7 pass from Frerotte (Blanton kick)	10-73	4:45	3-17
Colts 2 - 1:57	Faulk 1 run (Blanchard kick)	6-65	3:00	10-17
Colts 2 - 0:00	Blanchard 49 FG	9-38	0:59	13-17
W 3 - 2:41	Allen 1 run (Blanton kick)	2- 1	0:38	13-24
Colts 3 - 0:03	Blanchard 51 FG	5-17	2:38	16-24
W 4 - 10:23	Allen 32 run (Blanton kick)	3-45	1:28	16-31

1996 REVIEW

TEAM STATISTICS	Redskins	Colts
First Downs	25	18
Rushes/Yards	37-215	24-100
Net Passing Yards	173	198
Total Net Yards	388	298
Passing (A-C-I)	25-18-1	33-17-0
Times Thrown-Yards Lost	1-5	1-0
Punts-Avg.	2-39.0	3-51.0
Fumbles/Lost	0-0	2-1
Penalties	6-53	6-45
Time of Possession	32:01	27:59

INDIVIDUAL LEADERS:

Rushing — Redskins:	Allen 22-124, 3 TD; Logan 5-43; Davis 4-25; Mitchell 3-22; Frerotte 3-1
Colts:	Faulk 13-53, 1 TD; Harbaugh 5-28; Warren 5-23; Harrison 1-(-4)
Passing — Redskins:	Frerotte 25-18-178-1-1 Sacked: 1-5
Colts:	Harbaugh 33-17-198-0-0 Sacked: 1-0
Receiving — Redskins:	Shepherd 4-34, 1 TD; Ellard 3-55; Logan 3-30; Mitchell 3-26; Westbrook 2-21; Asher 1-8; Allen 1-7; Galbraith 1-(-3)
Colts:	Dawkins 5-61; Faulk 4-39; Dilger 3-58; Harrison 2-18; Stock 1-13; Warren 1-8; Groce 1-1

GAME NINE: San Diego Chargers 26, Indianapolis Colts 19

November 3, 1996

RCA Dome (58,484)

1:00 p.m.

San Diego converted five Colts turnovers into 20 points to take a 26-19 win. QB-Jim Harbaugh was victimized by six sacks, four interceptions and one fumble. The Colts had first downs inside the Chargers' 25 seven times but totaled 19 points. Indianapolis had 14 plays inside the San Diego 10 in the second half but scored only seven points. Ks-Cary Blanchard and John Carney each had four field goals, while PR-Ray Buchanan's 82-yard return was the third-longest in Colts history.

Chargers	7	9	3	7	26
Colts	0	6	6	7	19

Scoring Summary

SD 1 - 10:41	Jones 41 pass from Salisbury (Carney kick)	3 - 45	1:12	0- 7
SD 2 - 14:55	Carney 28 FG	4 - (-7)	1:15	0-10
SD 2 - 10:43	Carney 30 FG	5 - 51	1:05	0-13
Colts 2 - 5:08	Blanchard 47 FG	9 - 47	5:35	3-13
Colts 2 - 1:03	Blanchard 39 FG	9 - 30	2:23	6-13
SD 2 - 0:12	Carney 47 FG	7 - 45	0:51	6-16
SD 3 - 9:27	Carney 22 FG	12 - 59	5:33	6-19
Colts 3 - 5:37	Blanchard 33 FG	9 - 59	3:50	9-19
Colts 3 - 2:46	Blanchard 20 FG	6 - 4	0:58	12-19
SD 4 - 12:43	Martin 22 pass from Salisbury (Carney kick)	6 - 42	2:09	12-26
Colts 4 - 3:20	Harrison 9 pass from Harbaugh (Blanchard kick)	5 - 53	2:02	19-26

TEAM STATISTICS	Chargers	Colts
First Downs	14	22
Rushes/Yards	25-75	28-91
Net Passing Yards	237	173
Total Net Yards	312	264
Passing (A-C-I)	31-19-0	44-18-4
Times Thrown-Yards Lost	0-0	6-30
Punts-Avg.	7-47.9	1-60.0
Fumbles/Lost	2-0	3-1
Penalties	15-135	5-35
Time of Possession	25:03	34:57

INDIVIDUAL LEADERS:

Rushing — Chargers:	Russell 17-53; Fletcher 3-13; Hayden 4-8; Salisbury 1-1
Colts:	Harbaugh 6-42; Faulk 14-37; Warren 5-9; Groce 3-3
Passing — Chargers:	Salisbury 31-19-237-2-0 Sacked: 0-0
Colts:	Harbaugh 44-18-203-1-4 Sacked: 6-30
Receiving — Chargers:	Martin 6-128, 1 TD; Jones 3-60, 1 TD; Fletcher 3-13;

1996 REVIEW

Russell 2-8; May 1-13; Coleman 1-7; Pupunu 1-7;
 Roche 1-4; Mitchell 1-(-3)
 Colts: Dawkins 5-63; Faulk 4-37; Harrison 3-35, 1 TD;
 Groce 3-31; Dilger 1-17; Pollard 1-11; Stablein 1-9

GAME TEN: Miami Dolphins 37, Indianapolis Colts 13

November 10, 1996

Pro Player Stadium (66,623)

1:00 p.m.

A four-game series winning streak ended as Miami rolled for touchdowns on five consecutive drives to beat the Colts, 37-13. QBs-Jim Harbaugh and Paul Justin directed an Indy attack that produced 293 yards, but only 33 came on the ground. The Dolphins scored 30 points in the middle two quarters, while QB-Dan Marino was 17-23-204, 3 TDs on the day.

Colts	3	3	0	7	13
Dolphins	7	14	16	0	37

Scoring Summary

Colts 1 - 7:40	Blanchard 48 FG	6-16	2:59	3- 0
M 1 - 0:36	McDuffie 12 pass from Marino (Nedney kick)	8-54	4:16	3- 7
M 2 - 8:06	Abdul-Jabbar 1 run (Nedney kick)	8-62	5:10	3-14
M 2 - 3:58	Barnett 15 pass from Marino (Nedney kick)	5-74	2:21	3-21
Colts 2 - 0:27	Blanchard 22 FG	12-71	3:31	6-21
M 3 - 13:22	Safety-Harbaugh intentional grounding in end zone			6-23
M 3 - 8:16	Barnett 12 pass from Marino (Nedney kick)	8-42	5:06	6-30
M 3 - 4:08	Abdul-Jabbar 3 run (Nedney kick)	6-16	3:44	6-37
Colts 4 - 5:01	Dawkins 16 pass from Justin (Blanchard kick)	5-43	2:14	13-37

TEAM STATISTICS

	Dolphins	Colts
First Downs	19	15
Rushes/Yards	34-114	15-33
Net Passing Yards	193	260
Total Net Yards	307	293
Passing (A-C-I)	25-17-0	41-23-2
Times Thrown-Yards Lost	2-11	0-0
Punts-Avg.	5-48.6	4-46.0
Fumbles/Lost	1-0	1-0
Penalties	5-35	8-62
Time of Possession	33:07	26:53

INDIVIDUAL LEADERS:

Rushing — Dolphins:	Abdul-Jabbar 18-70, 2 TD; Spikes 7-31; Parmalee 5-17; Erickson 2-(-2); Marino 1-(-2); Wilson 1-0
Colts:	Faulk 10-13; Harbaugh 1-11; Warren 4-9
Passing — Dolphins:	Marino 23-17-204-3-0 Sacked: 1-8 Erickson 2-0-0-0-0 Sacked: 0-0 Abdul-Jabbar 0-0-0-0-0 Sacked: 1-3
Colts:	Harbaugh 24-13-126-0-2 Sacked: 0-0 Justin 17-10-134-1-0 Sacked: 0-0
Receiving — Dolphins:	McDuffie 6-106, 1 TD; Barnett 4-42, 2 TD; Pritchett 2-26; Drayton 2-17; Abdul-Jabbar 2-11; Wilson 1-2
Colts:	Dawkins 5-96, 1 TD; Dilger 5-36; Harrison 4-38; Faulk 3-10; Warren 2-28; Groce 2-20; Stablein 1-17; Bailey 1-15

GAME ELEVEN: Indianapolis Colts 34, New York Jets 29

November 17, 1996

RCA Dome (48,322)

1:00 p.m.

The Colts topped the Jets, 34-29, in a game featuring 13 scores, eight turnovers and six lead changes. K-Cary Blanchard hit four field goals, the last two in the fourth quarter from 37 and 50 yards, his fifth game-winning kick performance with the Colts. Blanchard earned AFC Special Teams Player-of-the-Week for the second time (Dallas 9/15). Jets QB-Frank Reich directed TD drives of 72, 78, 80 and 82 yards, teaming with WR-Jeff Graham (9-189, 3 TDs) on three scores. DB-Eugene Daniel had two interceptions and a 35t return.

Jets	3	12	6	8	29
Colts	3	7	16	8	34

Scoring Summary

NY 1 - 9:07	Lowery 23 FG	10-39	4:28	0- 3
Colts 1 - 3:35	Blanchard 25 FG	10-52	5:32	3- 3
Colts 2 - 14:54	Warren 1 run (Blanchard kick)	6-54	2:48	10- 3
NY 2 - 4:47	Graham 52 pass from Reich (kick blocked)	5-85	2:00	10- 9
NY 2 - 0:26	Graham 17 pass from Reich (pass failed)	10-80	2:26	10-15
Colts 3 - 11:11	Harrison 4 pass from Harbaugh (pass failed)	4-27	2:13	16-15
Colts 3 - 10:08	Daniel 35 interception return (Blanchard kick)			23-15
NY 3 - 5:31	Murrell 1 run (pass failed)	8-72	4:37	23-21
Colts 3 - 2:03	Blanchard 49 FG	4- 5	0:48	26-21
NY 4 - 14:12	Graham 32 pass from Reich (Johnson pass from Reich)	5-78	2:51	26-29
Colts 4 - 10:56	Safety-Reich tackled in end zone by Dent			28-29
Colts 4 - 8:10	Blanchard 37 FG	6-37	2:46	31-29
Colts 4 - 1:24	Blanchard 50 FG	9-26	2:56	34-29

TEAM STATISTICS

	Jets	Colts
First Downs	21	14
Rushes/Yards	27-87	31-152
Net Passing Yards	332	151
Total Net Yards	419	303
Passing (A-C-I)	42-20-4	30-15-0
Times Thrown-Yards Lost	3-20	2-12
Punts-Avg.	2-47.0	4-47.3
Fumbles/Lost	2-1	3-3
Penalties	10-78	6-55
Time of Possession	28:50	31:10

INDIVIDUAL LEADERS:

Rushing — Jets:	Murrell 20-66, 1 TD; Cobb 4-16; Anderson 3-5
Colts:	Warren 4-64, 1 TD; Faulk 18-46; Groce 6-23; Harbaugh 3-19
Passing — Jets:	Reich 42-20-352-3-4 Sacked: 3-20
Colts:	Harbaugh 26-13-130-1-0 Sacked: 1-8 Justin 4-2-33-0-0 Sacked: 1-4
Receiving — Jets:	Graham 9-189, 3 TD; Johnson 5-91; Chrebet 3-32; Anderson 2-28; Cobb 1-12
Colts:	Dawkins 4-70; Harrison 3-39, 1 TD; Faulk 3-22; Dilger 3-15; Warren 1-11; Pollard 1-6

GAME TWELVE: New England Patriots 27, Indianapolis Colts 13

November 24, 1996

Foxboro Stadium (58,226)

1:00 p.m.

New England rolled over Indianapolis in net yards (429-291), rushing yards (195-44) and TOP (38:07-21:53) in posting a 27-13 victory. RB-Curtis Martin (35-141, 1 TD) set a record for rushes against the Colts. K-Cary Blanchard's field goals of 42 and 50 yards gave him 13 straight, snapping the club record of Jim O'Brien (1971). QB- Paul Justin subbed after Jim Harbaugh suffered a knee injury. Justin teamed with WR-Marvin Harrison on a 57 toss for the club's lone touchdown.

Colts	0	3	3	7	13
Patriots	10	7	3	7	27

Scoring Summary

NE 1 - 8:45	Vinatieri 26 FG	11-56	6:15	0- 3
NE 1 - 0:50	Jefferson 13 pass from Bledsoe (Vinatieri kick)	12-79	6:08	0-10
NE 2 - 4:37	Glenn 5 pass from Bledsoe (Vinatieri kick)	11-55	5:22	0-17
Colts 2 - 0:02	Blanchard 42 FG	7-17	0:55	3-17
Colts 3 - 10:26	Blanchard 50 FG	8-34	4:34	6-17
NE 3 - 4:39	Vinatieri 22 FG	12-59	5:47	6-20
NE 4 - 11:42	Martin 12 run (Vinatieri kick)	8-63	3:18	6-27
Colts 4 - 2:57	Harrison 5 pass from Justin (Blanchard kick)	12-75	3:33	13-27

TEAM STATISTICS

	Patriots	Colts
First Downs	25	15
Rushes/Yards	44-195	13-44
Net Passing Yards	234	247
Total Net Yards	429	291
Passing (A-C-I)	30-21-0	40-22-1
Times Thrown-Yards Lost	2-8	0-0
Punts-Avg.	4-38.8	5-45.0
Fumbles/Lost	2-0	2-1
Penalties	3-30	5-40
Time of Possession	38:07	21:53

1996 REVIEW

INDIVIDUAL LEADERS:

Rushing — Patriots:	Martin 35-141, 1 TD; Grier 3-35; Meggett 3-13; Bledsoe 1-4; Byars 2-2
Colts:	Faulk 10-25; Harbaugh 3-19
Passing — Patriots:	Bledsoe 30-21-242-2-0 Sacked: 2-8
Colts:	Harbaugh 18-11-119-0-1 Sacked: 0-0 Justin 22-11-128-1-0 Sacked: 0-0
Receiving — Patriots:	Glenn 7-82, 1 TD; Gash 4-56; Martin 3-28; Brown 3-26; Jefferson 2-20, 1 TD; Meggett 1-18; Coates 1-12
Colts:	Harrison 6-93, 1 TD; Stablein 5-38; Dawkins 4-52; Faulk 3-18; Dilger 2-26; Warren 2-20

GAME THIRTEEN: Indianapolis Colts 13, Buffalo Bills 10 (Overtime)

December 1, 1996

RCA Dome (53,804)

1:00 p.m.

The Colts avenged an earlier OT loss at Buffalo by halting the Bills at 8:14 of OT on K-Cary Blanchard's 49-yard field goal for a 13-10 win. QB-Paul Justin (22-40-228) made his second career start as both teams were missing multiple starters. QB-Todd Collins hit WR-Quinn Early on a 95t pass, the longest ever allowed by the Colts. Blanchard's two field goals gave him 31 for the season, snapping the club record of Raul Allegre (1983). The Colts won the TOP edge, 45:39-25:07, and limited Buffalo to eleven first downs and only 85 yards on 30 second-half plays. RB-Marshall Faulk had a career-best 10 receptions. This marked only the second time in NFL history a season series featured two OT games (Denver-Raiders, 1985).

Bills	0	10	0	0	0	10
Colts	7	0	0	3	3	13

Scoring Summary

Colts 1 - 4:18	Faulk 1 run (Blanchard kick)	12-68	7:42	7- 0
B 2 - 8:04	Early 95 pass from Collins (Christie kick)	1-90	0:32	7- 7
B 2 - 4:30	Christie 24 FG	5-55	2:21	7-10
Colts 4 - 14:54	Blanchard 25 FG	8-71	4:45	10-10
Colts OT - 6:46	Blanchard 49 FG	9-52	5:44	13-10

TEAM STATISTICS

	Bills	Colts
First Downs	11	18
Rushes/Yards	38-124	32-85
Net Passing Yards	183	203
Total Net Yards	307	288
Passing (A-C-I)	17-9-2	40-22-0
Times Thrown-Yards Lost	3-21	3-25
Punts-Avg.	9-37.7	8-46.3
Fumbles/Lost	2-1	0-0
Penalties	9-65	5-33
Time of Possession	25:07	45:39

INDIVIDUAL LEADERS:

Rushing — Bills:	Holmes 30-96; Moulds 3-14; Collins 4-13; Reed 1-1
Colts:	Faulk 23-46, 1 TD; Groce 4-21; Warren 4-17; Justin 1-1
Passing — Bills:	Collins 17-9-204-1-2 Sacked: 3-21
Colts:	Justin 40-22-228-0-0 Sacked: 3-25
Receiving — Bills:	Holmes 4-29; Early 3-113, 1 TD; Moulds 1-47; Cline 1-15
Colts:	Faulk 10-78; Dawkins 4-64; Harrison 3-22; Bailey 2-34; Pollard 2-19; Stock 1-11

GAME FOURTEEN: Indianapolis Colts 37, Philadelphia Eagles 10

December 5, 1996

RCA Dome (52,869)

8:00 p.m.

Playing without seven starters, the Colts produced their largest victory margin since 1989 in topping Philadelphia, 37-10. QB-Paul Justin opened, but was replaced by Kerwin Bell after suffering an injured shoulder. Bell, playing for the first time since being a Miami draftee in 1988, hit WR-Marvin Harrison (6-106, 1 TD) on a 20t pass to conclude his first-ever drive. RB-Marshall Faulk was 16-101, 2 TDs rushing and 7-40 receiving. DB-Jason Belser had a 44t interception return, while the Colts defense held the Eagles out of the end zone until :05 remained. It was the Colts' first Thursday game since 11/25/65.

Eagles	3	0	0	7	10
Colts	7	16	7	7	37

Scoring Summary

Colts 1 - 9:43	Faulk 13 rush (Blanchard kick)	5-80	2:21	7- 0
P 1 - 2:15	Anderson 31 FG	9-40	3:22	7- 3
Colts 2 - 9:05	Blanchard 30 FG	13-74	8:10	10- 3
Colts 2 - 6:48	Belser 44 interception return (Blanchard kick)			17- 3
Colts 2 - 2:00	Blanchard 42 FG	6-13	1:17	20- 3
Colts 2 - 0:03	Blanchard 51 FG	7-27	0:42	23- 3
Colts 3 - 6:11	Harrison 20 pass from Bell (Blanchard kick)	9-89	5:59	30- 3
Colts 4 - 14:14	Faulk 7 run (Blanchard kick)	8-53	5:35	37- 3
P 4 - 0:05	Fryar 8 pass from Rypien (Anderson kick)	9-75	2:53	37-10

TEAM STATISTICS

	Eagles	Colts
First Downs	18	19
Rushes/Yards	15-76	34-151
Net Passing Yards	254	210
Total Net Yards	330	361
Passing (A-C-I)	47-27-3	28-19-0
Times Thrown-Yards Lost	1-4	1-9
Punts-Avg.	6-45.8	4-42.8
Fumbles/Lost	0-0	1-0
Penalties	6-84	4-25
Time of Possession	25:54	34:06

INDIVIDUAL LEADERS:

Rushing —	Eagles:	Watters 7-33; Garner 6-32; Detmer 2-11
	Colts:	Faulk 16-101, 2 TD; Workman 13-38; Justin 1-6; Harrison 1-4; Groce 2-3; Bell 1-(-1)
Passing —	Eagles:	Detmer 34-17-182-0-3 Sacked: 1-4 Rypien 13-10-76-1-0 Sacked: 0-0
	Colts:	Justin 23-14-144-0-0 Sacked: 1-9 Bell 5-5-75-1-0 Sacked: 0-0
Receiving —	Eagles:	Fryar 6-44, 1 TD; Jones 5-70; Turner 5-56; Solomon 3-39; Watters 3-22; Garner 3-18; Seay 2-9
	Colts:	Faulk 7-40; Harrison 6-106, 1 TD; Dawkins 3-45; Bailey 1-13; Stablein 1-10; Workman 1-5

GAME FIFTEEN: Indianapolis Colts 24, Kansas City Chiefs 19

December 15, 1996 Arrowhead Stadium (71,136)

3:00 p.m.

QB-Jim Harbaugh (16-28-227, 3 TDs) teamed with WR-Marvin Harrison (6-103, 3 TDs) on three scoring passes, but the Colts needed an end zone pass defended by DB-Dedric Mathis to top the Chiefs, 24-19. Harbaugh found Harrison on 3- and 37-yard first-half scores, then from five yards out with 3:48 to go for the eventual winning points. Harrison's 3-TD receiving game was only the 8th in club history, while he joined Bill Brooks (1986) as the only rookie WRs in Colts history with consecutive 100+ games.

Colts	14	0	0	10	24
Chiefs	0	10	0	9	19

Scoring Summary

Colts 1 - 6:59	Harrison 3 pass from Harbaugh (Blanchard kick)	13-71	8:01	7- 0
Colts 1 - 1:14	Harrison 37 pass from Harbaugh (Blanchard kick)	4-85	1:43	14- 0
KC 2 - 12:57	Anders 18 pass from Gannon (Stoyanovich kick)	7-60	3:17	14- 7
KC 2 - 4:07	Stoyanovich 30 FG	10-58	5:00	14-10
Colts 4 - 12:52	Blanchard 22 FG	10-59	3:30	17-10
KC 4 - 10:26	Stoyanovich 30 FG	6-10	2:26	17-13
Colts 4 - 3:48	Harrison 5 pass from Harbaugh (Blanchard kick)	12-76	6:38	24-13
KC 4 - 1:17	Anders 5 pass from Bono (run failed)	13-70	2:31	24-19

TEAM STATISTICS

	Chiefs	Colts
First Downs	20	19
Rushes/Yards	27-120	27-89
Net Passing Yards	237	222
Total Net Yards	357	311
Passing (A-C-I)	41-23-0	28-16-0
Times Thrown-Yards Lost	2-14	2-5
Punts-Avg.	3-32.7	3-45.0
Fumbles/Lost	1-1	0-0
Penalties	5-30	0-0
Time of Possession	30:14	29:46

1996 REVIEW

INDIVIDUAL LEADERS:

Rushing — Chiefs:	Allen 12-51; Hill 8-46; Anders 4-17; Gannon 1-5; Bono 2-1
Colts:	Faulk 20-71; Groce 3-12; Harbaugh 3-5; Workman 1-1
Passing — Chiefs:	Gannon 8-5-57-1-0 Sacked: 0-0
Colts:	Bono 33-18-194-1-0 Sacked: 2-14
Receiving — Chiefs:	Harbaugh 28-16-227-3-0 Sacked: 2-5
Colts:	Anders 9-96, 2 TD; LaChapelle 6-83; Penn 4-44;
	Vanover 2-16; Allen 1-7; Cash 1-5
	Harrison 6-103, 3 TD; Faulk 4-18; Groce 2-19; Dawkins 1-42;
	Bailey 1-29; Stablein 1-14; Pollard 1-2

GAME SIXTEEN: Cincinnati Bengals 31, Indianapolis Colts 24

December 22, 1996

Cinergy Field (49,389)

1:00 p.m.

The Colts' chances of hosting a playoff game ended as Cincinnati earned a 31-24 win. Both teams scored in each quarter, but the Bengals produced 441 net yards and 26 first downs, both season-highs allowed by Indianapolis. QB-Jeff Blake was 22-37-284, 3 TDs/1 int., hitting three different Bengals on scores. KOR-Aaron Bailey had a 95t return, while DB-Jason Belser had a 21t interception return. K-Cary Blanchard ended the season with 36 field goals, 2nd-most in NFL history. Eugene Daniel played in his 198th career game, 2nd-most in Colts history (206, John Unitas).

Colts	7	3	7	7	24
Bengals	7	3	7	14	31

Scoring Summary

C	1 - 12:16	Dunn 10 pass from Blake (Pelfrey kick)	7-75	2:44	0- 7
Colts	1 - 7:03	Belser 21 interception return (Blanchard kick)			7- 7
C	2 - 8:34	Pelfrey 25 FG	9-42	4:08	7-10
Colts	2 - 1:32	Blanchard 32 FG	14-77	7:02	10-10
C	3 - 5:41	Carter 1 run (Pelfrey kick)	5-69	2:50	10-17
Colts	3 - 0:43	Dilger 1 pass from Harbaugh (Blanchard kick)	9-63	4:58	17-17
C	4 - 10:54	Pickens 2 pass from Blake (Pelfrey kick)	10-67	4:49	17-24
Colts	4 - 10:38	Bailey 95 kickoff return (Blanchard kick)			24-24
C	4 - 5:27	McGee 9 pass from Blake (Pelfrey kick)	10-73	5:11	24-31

TEAM STATISTICS

	Bengals	Colts
First Downs	26	16
Rushes/Yards	31-157	19-35
Net Passing Yards	284	231
Total Net Yards	441	266
Passing (A-C-I)	37-22-1	34-23-2
Times Thrown-Yards Lost	0-0	3-13
Punts-Avg.	2-52.5	3-32.3
Fumbles/Lost	2-2	0-0
Penalties	4-30	5-36
Time of Possession	30:46	29:14

INDIVIDUAL LEADERS:

Rushing — Bengals:	Hearst 17-93; Blake 4-31; Carter 7-18, 1 TD;
	Bieniemy 2-10; Milne 1-5
Colts:	Faulk 13-25; Groce 1-11; Harbaugh 3-1; Warren 2-(-2)
Passing — Bengals:	Blake 37-22-284-3-1 Sacked: 0-0
Colts:	Harbaugh 34-23-244-1-2 Sacked: 3-13
Receiving — Bengals:	McGee 8-93, 1 TD; Pickens 6-93, 1 TD; Dunn 3-59, 1 TD;
	Scott 3-31; Carter 2-8
Colts:	Faulk 7-64; Harrison 6-85; Dilger 6-43, 1 TD;
	Bailey 3-42; Doering 1-10

AFC WILDCARD: Pittsburgh Steelers 42, Indianapolis Colts 14

December 29, 1996

Three Rivers Stadium

12:30 p.m.

Pittsburgh rushed for 231 yards and five touchdowns to eliminate the Colts from the playoffs, 42-14. DB-Eugene Daniel's 59t interception return and WR-Aaron Bailey's 9t reception from QB-Jim Harbaugh (12-32-134, 1 TD/int.) gave the Colts a 14-13 halftime lead. Pittsburgh exploited Indianapolis on the ground, rolling to a 190-yard advantage. The game turned in the third quarter with a 91-yard TD drive by Pittsburgh. The Steelers tallied 21 points in the final quarter. It was the first time the Colts made the playoffs in consecutive seasons since 1975-77.

Colts	0	14	0	0	14
Steelers	10	3	8	21	42

Scoring Summary

P	1 - 8:19	Johnson 19 FG	8-51	3:26	0- 3
P	1 - 4:55	Stewart 1 run (Johnson kick)	4-31	1:39	0-10
P	2 - 14:50	Johnson 50 FG	7-26	2:25	0-13
Colts	2 - 4:35	Daniel 59 interception return (Blanchard kick)			7-13
Colts	2 - 0:31	Bailey 9 pass from Harbaugh (Blanchard kick)	4-60	1:50	14-13
P	3 - 5:30	Bettis 1 run (Stewart pass to Farquhar)	16-91	9:30	14-21
P	4 - 14:21	Bettis 1 run (Johnson kick)	5-18	2:13	14-28
P	4 - 7:29	Witman 31 run (Johnson kick)	5-71	2:39	14-35
P	4 - 3:10	Stewart 3 run (Johnson kick)	7-40	3:14	14-42

TEAM STATISTICS

	Steelers	Colts
First Downs	24	8
Rushes/Yards	51-231	15-41
Net Passing Yards	176	105
Total Net Yards	407	146
Passing (A-C-I)	22-14-2	33-13-1
Times Thrown-Yards Lost	0-0	4-35
Punts-Avg.	2-41.5	8-42.4
Fumbles/Lost	2-1	1-1
Penalties	3-19	6-30
Time of Possession	37:36	22:24

INDIVIDUAL LEADERS:

Rushing —	Steelers:	Bettis 25-102, 2 TD; Stewart 9-48, 2 TD; Witman 7-48, 1 TD; McAfee 5-21; Hastings 2-7; Mills 1-4; Lester 1-2; Tomczak 1-(-1)
	Colts:	Faulk 9-25; Groce 2-11; Harbaugh 3-6; Warren 1-(-1)
Passing —	Steelers:	Tomczak 21-13-176-0-2 Sacked: 0-0 Stewart 1-1-0-0-0 Sacked: 0-0
	Colts:	Harbaugh 32-12-134-1-1 Sacked: 3-29 Justin 1-1-6-0-0 Sacked: 1-6
Receiving —	Steelers:	Johnson 5-109; Hastings 3-30; Botkin 2-26; Lester 2-7; Bettis 1-4; McAfee 1-0
	Colts:	Harrison 3-71; Stablein 3-28; Faulk 3-10; Dawkins 2-18; Bailey 1-9, 1 TD; Dilger 1-4



Kicker Cary Blanchard, left, and Punter Chris Gardocki were tabbed to the Pro Bowl last year, only the third NFL tandem ever to achieve that honor.

Photo credit: Paul Spinelli, NFL Properties

1996 COLTS STATISTICS

Record: 9-7 Coach: Lindy Infante
Third - AFC Eastern Division

Home: 6-2 Div: 4-4
Away: 3-5 Conf: 6-6
NConf: 3-1

*Sellout

Date	Results	Opponent	Attendance
9/ 1	W 20-13	ARIZONA	48,133
9/ 8	W 21- 7	@New York Jets	63,534
9/15	W 25-24	@Dallas	63,021
9/23	W 10- 6	MIAMI	*60,891
10/ 6	L 13-16	@Buffalo	(OT) 79,401
10/13	W 26-21	BALTIMORE	*56,978
10/20	L 9-27	NEW ENGLAND	*58,725
10/27	L 16-31	@Washington	54,254
11/ 3	L 19-26	SAN DIEGO	*58,484
11/10	L 13-37	@Miami	66,623
11/17	W 34-29	NEW YORK JETS	48,322
11/24	L 13-27	@New England	58,226
12/ 1	W 13-10	BUFFALO	(OT)*53,804
12/ 5	W 37-10	PHILADELPHIA	52,689
12/15	W 24-19	@Kansas City	71,136
12/22	L 24-31	@Cincinnati	49,389

Team Statistics		Colts	Opp
TOTAL FIRST DOWNS		288	305
Rushing		89	108
Passing		172	189
Penalty		27	8
3rd Dwn M/A/Pct		81/215 37.7	88/221 39.8
4th Dwn M/A/Pct		5/12 41.7	11/15 73.3
TOTAL NET YARDS		4744	5403
Avg. Per Game		296.5	337.7
Total Plays		1000	1022
Avg. Per Play		4.7	5.3
NET YARDS RUSHING		1448	1760
Avg. Per Game		90.5	110.0
Total Rushes		420	459
NET YARDS PASSING		3296	3643
Avg. Per Game		206.0	227.7
Tackled/Yds Lost		43/248	29/182
Gross Yards		3544	3825
Att./Completions		537/311	534/318
Completion Pct.		57.9	59.6
Had Intercepted		11	13
PUNTS/AVERAGE		68/45.7	81/43.5
NET PUNTING AVG.		39.0	36.3
PENALTIES/YARDS		76/615	121/970
FUMBLES/BALL LOST		24/13	20/10
TOUCHDOWNS		30	38
Rushing		9	12
Passing		16	25
Defense/Return		4/1	0/1
TIME OF POSSESSION		30:44	29:16

Score By Periods	1	2	3	4	OT	Total
COLTS	57	94	65	98	3	317
OPPONENTS	60	123	66	82	3	334

Scoring	TDR	TOP	TDR	PAT	FG	2p	S	TP
Blanchard			27-27	36-40				135
Harrison		8						48
Faulk	7							42
Dilger	4							24
Belser		2						12
Bailey		1						6
Crockett	1							6
Daniel		1						6
Dawkins	1							6
Harbaugh	1							6
Herrod		1						6
Pollard	1							6
Stablein	1							6
Warren	1							6
Dent							1	2
COLTS	9	16	5	27-27	36-40	0	1	317
OPPONENT	12	25	1	33-34	23-28	0	1	334

2-POINT: Colts 0-3; Opponent 1-4

FGS	1-19	20-29	30-39	40-49	50+	Tot.
Blanchard	1-1	11-11	8-9	11-14	5-5	36-40
COLTS	1-1	11-11	8-9	11-14	5-5	36-40
OPP.	0-0	12-12	7-7	3-6	1-3	23-28
Blanchard:	(23,40)	()	(23,25,52,43)	(18)	(46,44,41)	(27,30)
	(21,35,38)	(21,49,42,51)	(47,39,33,20)	(48,22)	(25,49,37,50)	(42,50)
	(33,41,25,49)	(30,42,51)	(22)	(32)	()	()
OPP:	(24,29,46)	()	(52,40,57)	(24,29,53)	(42,37,39)	()
	(44,36)	(20)	(28,30,47,22)	(44)	(23)	(26,22)
	(24)	(31)	(30,30)	(25)	()	()

Passing	Att.	Comp.	Yds.	Pct.	Avg./Att.	TD	TD%	Int.	Int.%	LG	Sacked	Rating
Harbaugh	405	232	2630	57.3	6.49	13	3.2	11	2.7	51	36/190	76.3
Justin	127	74	839	58.3	6.61	2	1.6	0	0.0	38	7/ 58	83.4
Bell	5	5	75	100.0	15.00	1	20.0	0	0.0	30	0/ 0	158.3
COLTS	537	311	3544	57.9	6.60	16	3.0	11	2.0	51	43/248	79.2
OPPONENTS	534	318	3825	59.6	7.16	25	4.7	13	2.4	95	29/182	87.0

Rushing	No.	Yds.	Avg.	LG	TD
Faulk	198	587	3.0	43	7
Warren	67	230	3.4	53	1
Harbaugh	48	192	4.0	21	1
Groce	46	184	4.0	24	0
Crockett	31	164	5.3	25	0
Workman	24	70	2.9	11	0
Harrison	3	15	5.0	15	0
Justin	2	7	3.5	6	0
Bell	1	-1	-1.0	-1	0
COLTS	420	1448	3.4	53	9
OPPONENTS	459	1760	3.8	32	12

Receiving	No.	Yds.	Avg.	LG	TD
Harrison	64	836	13.1	41	8
Faulk	56	428	7.6	30	0
Dawkins	54	751	13.9	42	1
Dilger	42	503	12.0	51	4
Warren	22	174	7.9	17	0
Bailey	18	302	16.8	40	0
Stablein	18	192	10.7	30	1
Groce	13	106	8.2	24	0
Crockett	11	96	8.7	32	1
Pollard	6	86	14.3	48	1
Workman	4	36	9.0	18	0
Stock	2	24	12.0	13	0
Doering	1	10	10.0	10	0
COLTS	311	3544	11.4	51	16
OPPONENTS	318	3825	12.0	95	25

Interceptions	No.	Yds.	Avg.	LG	TD
Belser	4	81	20.3	44	2
Daniel	3	35	11.7	35	1
Buchanan	2	32	16.0	32	0
Herrod	1	68	68.0	68	1
Watts	1	21	21.0	21	0
Morrison	1	20	20.0	20	0
Alberts	1	19	19.0	19	0
COLTS	13	276	21.2	68	4
OPPONENTS	11	133	12.1	36	0

Punting	No.	Yds.	Avg.	TB	In20	LG	Blk.
Gardocki	68	3105	45.7	2	23	61	0
COLTS	68	3105	45.7	2	23	61	0
OPPONENTS	81	3525	43.5	7	22	65	0

Punt Returns	No.	FC	Yds.	Avg.	LG	TD
Harrison	18	9	177	9.8	31	0
Buchanan	12	3	201	16.8	82	0
Stablein	6	2	56	9.3	30	0
Stock	5	1	13	2.6	9	0
COLTS	41	15	447	10.9	82	0
OPPONENTS	38	15	413	10.9	71	0

Kickoff Returns	No.	Yds.	Avg.	LG	TD
Bailey	43	1041	24.2	95	1
Stock	12	254	21.2	28	0
Warren	3	54	18.0	18	0
Buchanan	1	20	20.0	20	0
Groce	1	18	18.0	18	0
Hetherington	1	16	16.0	16	0
COLTS	61	1403	23.0	95	1
OPPONENTS	67	1666	24.9	70	0

SACKS: Colts 29.0; Opponents 43.0; Dent 6.5-42; Bennett 6-26; McCoy 5-36; Whittington 3-23; Siragusa 2-21; Belser 1-7; Alexander 1-6; Grant 1-5; Martin 1-5; Tate 1-3; TEAM 1-2; Buchanan 0.5-6

USUAL STARTERS

PRO BOWLERS IN BOLDFACE

OFFENSE		DEFENSE	
WR Sean Dawkins	LDE Bernard Whittington		
LT Kipp Vickers	LDT Tony McCoy		
	Troy Auzenne		
LG Doug Widell	RDT Tony Siragusa		
C Kirk Lowdermilk	RDE Tony Bennett		
RG Eric Mahlum	LLB Stephen Grant		
RT Jason Mathews	MLB Jeff Herrod		
TE Ken Dilger	RLB Quentin Coryatt		
	Steve Morrison		
WR Marvin Harrison	LCB Ray Buchanan		
QB Jim Harbaugh	RCB Eugene Daniel		
RB Marshall Faulk	SS David Tate		
RB Cliff Groce	FS Jason Belser		
K Cary Blanchard	P Chris Gardocki		

1996 COLTS PLAYOFF STATISTICS

Date	Results	Opponent	Attendance	Rushing	No.	Yds.	Avg.	LG	TD
12/29	L 14-42	@Pittsburgh	58,078	Faulk	9	25	2.8	7	0
Team Statistics				Colts		Opp			
TOTAL FIRST DOWNS				8	24				
Rushing				0	16				
Passing				7	7				
Penalty				1	1				
3rd Dwn M/A/Pct				5/15 33.3	6/12 50.0				
4th Dwn M/A/Pct				0/1 0.0	0/0 0.0				
TOTAL NET YARDS				146	407				
Avg. Per Game				146.0	407.0				
Total Plays				52	73				
Avg. Per Play				2.8	5.6				
NET YARDS RUSHING				41	231				
Avg. Per Game				41.0	231.0				
Total Rushes				15	51				
NET YARDS PASSING				105	176				
Avg. Per Game				105.0	176.0				
Tackled/Yds Lost				4/35	0/0				
Gross Yards				140	176				
Att./Completions				33/13	22/14				
Completion Pct.				39.4	63.6				
Had Intercepted				1	2				
PUNTS/AVERAGE				8/42.4	2/41.5				
NET PUNTING AVG.				32.8	39.5				
PENALTIES/YARDS				6/30	3/19				
FUMBLES/BALL LOST				1/1	2/1				
TOUCHDOWNS				2	5				
Rushing				0	5				
Passing				1	0				
Defense/Return				1/0	0/0				
TIME OF POSSESSION				22:24	37:36				

Score By Periods	1	2	3	4	OT	Total
COLTS	0	14	0	0	0	14
OPPONENTS	10	3	8	21	0	42

Scoring	TDR	TOP	TDR1	PAT	FG	2p	S	TP
Bailey		1						6
Daniel			1					6
Blanchard				2-2	0-0			2
COLTS	0	1	1	2-2	0-0	0	0	14
OPPONENTS	5	0	0	4-4	2-2	1	0	42

FGS	1-19	20-29	30-39	40-49	50+	Tot.
Blanchard	0-0	0-0	0-0	0-0	0-0	0-0
COLTS	0-0	0-0	0-0	0-0	0-0	0-0
OPP.	0-0	1-1	0-0	0-0	1-1	2-2

Blanchard: (0)
OPP.: (29,50)

Passing	Att.	Comp.	Yds.	Pct.	Avg./Att.	TD	TD%	Int.	Int.%	LG	Sacked	Rating
Harbaugh	32	12	134	37.5	4.19	1	3.1	1	3.1	48	3/29	48.2
Justin	1	1	6	100.0	6.00	0	0.0	0	0.0	6	1/6	91.7
COLTS	33	13	140	39.4	4.24	1	3.0	1	3.0	48	4/35	50.1
OPPONENTS	22	14	176	63.6	8.00	0	0.0	2	9.1	35	0/0	50.6

DEFENSIVE STATISTICS

PLAYER	TACKLES			- QUARTERBACK -			- PASSES -				
	DEFENSIVE	SPECIAL TEAMS		Sack-Yard	Pr	Hit	Int-Yd	Def	B	FF	FR
McElroy	13	5	8	1	0	1		1-0			
Herrod	13	4	9			1			1		
Grant	12	4	8			1					1
Belser	11	5	6	2	2	0					1
Morrison	9	7	2								1
Johnson	7	6	1			1					
Alexander	7	4	3			2					
Buchanan	7	3	4								
Whittington	6	2	4			1					
McCoy	4	3	1								
Martin	4	1	3	1	1	0					
Bennett	3	2	1			1	1				
Daniel	2	1	1					1-59t			
Shello	1	1	0								
Mathis	0	0	0			1					
Banta				2	1	1					
Warren				2	1	1					
Pollard				1	1	0					
Burroughs				1	1	0					
Stock				1	1	0					

STATISTICS

1996 DEFENSIVE

	DEFENSIVE			SPECIAL TEAMS			QUARTERBACK
	Total	Solo	Asst	Total	Solo	Asst	Sack-Yds
Herrod	131	50	81				
Belser	129	69	60	7	6	1	1- 7
Grant	102	53	49	1	1	0	1- 5
Bennett	94	57	37				6-26
Whittington	85	45	40				3-23
Burroughs	75	39	36	6	5	1	
Morrison	72	43	29	11	10	1	
Buchanan	71	52	19				.5- 6
Tate	70	27	43				1- 3
Mathis	63	41	22	9	7	2	
McCoy	62	35	27				5-36
Coryatt	58	31	27	2	0	2	
Siragusa	57	33	24				2-21
Martin	51	18	33				1- 5
Alexander	49	18	31	15	6	9	1- 6
Alberts	47	17	30	1	1	0	
Daniel	47	28	19				
McElroy	46	30	16	15	10	5	
Johnson	40	21	19				
Dent	16	12	4				6.5-42
Frazier	10	7	3	1	0	1	
Gray	5	4	1	12	7	5	
Jones	4	4	0				
Watts	3	3	0	6	4	2	
Pollard				14	11	3	
Slutzker				12	7	5	
Stock				12	9	3	
Banta				7	5	2	
Hetherington				5	3	2	
Bailey				6	1	5	
Nunn				3	3	0	
Yeboah-Kodie				3	3	0	
Crockett				2	1	1	
Groce				2	1	1	
Gardocki				2	0	2	
Warren				2	0	2	
Dilger				1	1	0	
Hall				1	1	0	
Workman				1	1	0	
Mickens				1	0	1	

INTERCEPTIONS: Belser 4-81; Daniel 3-35; Buchanan 2-32; Herrod 1-68;
Watts 1-21; Morrison 1-20; Alberts 1-19

QUARTERBACK PRESSURES: Bennett 18; Dent 15; McCoy 15; Johnson 12;
Whittington 12; Morrison 6; Coryatt 4; Martin 4; Burroughs 3; Grant 3; Herrod 3;
Siragusa 2; Alberts 1; Buchanan 1; Nunn 1

PASSES DEFENSED: Mathis 13; Daniel 10; Dent 7; Bennett 6; Belser 5; Buchanan 5;
Tate 5; McElroy 4; Grant 2; Whittington 2; Siragusa 2; Burroughs 1; Morrison 1;
Martin 1; Alexander 1; Alberts 1; Johnson 1; Frazier 1; Watts 1

FORCED FUMBLES: Bennett 3; Belser 2; Dent 2; Whittington 2; Burroughs 1;
Mathis 1; Coryatt 1; Daniel 1

FUMBLES RECOVERED: Morrison 2; Coryatt 2; Grant 1; McCoy 1; Siragusa 1;
Martin 1; Daniel 1

1996 GAME-BY-GAME -- TEAM

OFFENSE

OPP	1ST DOWNS		DOWN CONV.		NET T	OFF PL	RUSHING		Net	Sacks	PASSING		TD	In	PEN No-Yds	PUNTS No-Avg	TOP		
	T	R	P	3rd			4th	Tot			Att	Gross						Att-Com	
ARIZONA	19	4	14	1	4/11	0/0	312	55	74	21	238	1-11	249	33-21	2	1	3-59	3-38.7	26:49
@ New York Jets	17	4	9	4	2/8	0/0	291	52	66	30	225	2-17	242	20-15	1	0	4-33	5-49.8	29:22
@ Dallas	18	5	11	2	3/11	1/1	321	61	103	28	218	5-26	244	28-19	2	1	6-50	2-50.5	31:18
MIAMI	20	11	7	2	4/11	0/0	277	61	171	32	106	3-14	120	26-19	1	0	4-25	4-46.5	30:30
@ Buffalo	16	6	10	0	6/21	0/0	249	78	86	30	163	6-40	203	42-17	0	0	3-20	12-45.9	34:32
BALTIMORE	15	7	7	1	7/15	0/0	255	57	123	38	132	4-23	155	15-9	1	0	6-48	5-43.8	34:02
NEW ENGLAND	27	4	20	3	3/12	0/3	364	77	45	18	319	4-23	342	55-36	0	0	6-49	2-49.5	34:04
@ Washington	18	8	10	0	5/13	1/1	298	58	100	24	198	1-0	198	33-17	0	0	6-45	3-51.0	27:59
SAN DIEGO	22	6	10	6	7/18	2/3	264	78	91	28	173	6-30	203	44-18	1	4	5-35	1-60.0	34:57
@ Miami	15	2	12	1	2/11	0/2	293	56	33	15	260	0-0	260	41-23	1	2	8-62	4-46.0	26:53
NEW YORK JETS	14	4	7	3	4/14	0/0	303	63	152	31	151	2-12	163	30-15	1	0	6-55	4-47.3	31:10
@ New England	15	3	12	0	3/11	1/1	291	53	44	13	247	0-0	247	40-22	1	1	5-40	5-45.0	21:53
BUFFALO	18	8	9	1	7/19	0/0	288	75	85	32	203	3-25	228	40-22	0	0	5-33	8-46.3	45:39
PHILADELPHIA	19	7	11	1	9/15	0/0	361	63	151	34	210	1-9	219	28-19	1	0	4-25	4-42.8	34:06
@ Kansas City	19	6	11	2	9/13	0/0	311	57	89	27	222	2-5	227	28-16	3	0	0-0	3-45.0	29:46
@ Cincinnati	16	4	12	0	6/12	0/1	266	56	35	19	231	3-13	244	34-23	1	2	5-36	3-32.3	29:14
TOTAL	288	89	172	27	81/215	5/12	4744	1000	1448	420	3296	43-248	3544	537-311	16	11	76-615	68-45.7	30:44

1996 GAME-BY-GAME - TEAM

DEFENSE

OPP	1ST DOWNS			DOWN CONV.		NET T	OFF PL	RUSHING		Net	Sacks	PASSING		TD	In	PEN No-Yds	PUNTS No-Avg	TOP	
	T	R	P	P	3rd			4th	Tot			Att	Gross						Att-Com
ARIZONA	20	7	12	1	6/14	0/0	310	64	84	24	226	2-11	237	38-25	0	7-49	4-42.0	33:11	
@ New York Jets	21	9	12	0	6/17	3/3	359	73	69	24	290	3-29	319	46-26	1	15-100	7-48.1	30:38	
@ Dallas	18	7	10	1	5/11	1/1	295	57	111	30	184	0-0	184	27-17	1	2-30	3-38.0	28:42	
MIAMI	12	1	10	1	6/14	0/0	190	50	28	15	162	5-27	189	30-20	0	6-46	5-49.0	29:30	
@ Buffalo	20	7	13	0	4/18	0/0	412	81	113	34	299	3-10	309	44-23	1	13-95	11-40.4	34:50	
BALTIMORE	20	5	13	2	4/11	0/1	325	55	112	23	213	2-22	235	30-17	3	6-35	5-43.8	25:58	
NEW ENGLAND	15	5	9	1	5/13	0/0	222	55	80	31	142	0-0	142	24-14	1	9-75	6-46.0	25:56	
@ Washington	25	15	10	0	7/10	0/0	388	63	215	37	173	1-5	178	25-18	1	6-53	2-39.0	32:01	
SAN DIEGO	14	5	8	1	2/13	0/0	312	56	75	25	237	0-0	237	31-19	2	15-135	7-47.9	25:03	
@ Miami	19	8	11	1	6/13	1/1	307	61	114	34	193	2-11	204	25-17	3	5-35	5-48.6	33:07	
NEW YORK JETS	21	4	16	1	4/15	2/3	419	72	87	27	332	3-20	352	42-20	3	10-78	2-47.0	28:50	
@ New England	25	11	14	0	9/16	1/1	429	76	195	44	234	2-8	242	30-21	2	3-30	4-38.8	38:07	
BUFFALO	11	6	5	0	2/14	0/0	307	58	124	38	183	3-21	204	17-9	1	9-65	9-37.7	25:07	
PHILADELPHIA	18	3	15	0	7/14	0/0	330	63	76	15	254	1-4	258	47-27	1	6-84	6-45.8	25:54	
@ Kansas City	20	5	15	0	5/15	3/5	357	70	120	27	237	2-14	251	41-23	2	5-30	3-32.7	30:14	
@ Cincinnati	26	10	16	0	10/13	0/0	441	68	157	31	284	0-0	284	37-22	3	4-30	2-52.5	30:46	
TOTAL	305	108	189	8	88/221	11/15	5403	1022	1760	459	3643	29-182	3825	534-318	25	13	121-970	81-43.5	29:16

1996 GAME-BY-GAME INDIVIDUAL RUSHING

Opponent	Alt-Yds-LG-TD	Faulk	Crockett	Warren	Harbaugh	Workman	Groce
9/ 1 ARIZ	12 - 46 - 15 - 0	3 - 19 - 16 - 0	5 - 5 - 9 - 0	1 - 4 - 4 - 0	DNP	0 - 0 - 0 - 0	
9/ 8 @ NYJ	10 - 25 - 9 - 1	6 - 15 - 7 - 0	6 - 6 - 4 - 0	5 - 14 - 12 - 1	3 - 6 - 5 - 0	0 - 0 - 0 - 0	
9/15 @ Dal	INJ	10 - 36 - 9 - 0	8 - 14 - 9 - 0	4 - 11 - 4 - 0	3 - 14 - 9 - 0	3 - 28 - 20 - 0	
9/23 MIA	INJ	9 - 81 - 25 - 0	14 - 69 - 14 - 0	4 - -1 - -3 - 0	1 - 5 - 5 - 0	3 - 2 - 3 - 0	
10/ 6 @ Buf	20 - 55 - 11 - 1	3 - 13 - 8 - 0	0 - 0 - 0 - 0	3 - 8 - 9 - 0	0 - 0 - 0 - 0	4 - 10 - 5 - 0	
10/13 BALT	19 - 44 - 13 - 1	INJ	INJ	6 - 21 - 8 - 0	2 - 3 - 4 - 0	11 - 55 - 24 - 0	
10/20 NE	INJ	INJ	10 - 16 - 8 - 0	1 - 10 - 10 - 0	1 - 3 - 3 - 0	6 - 16 - 5 - 0	
10/27 @ Was	13 - 53 - 10 - 1	INJ	5 - 23 - 14 - 0	5 - 28 - 10 - 0	0 - 0 - 0 - 0	0 - 0 - 0 - 0	
11/ 3 SD	14 - 37 - 16 - 0	INJ	5 - 9 - 9 - 0	6 - 42 - 14 - 0	DNP	3 - 3 - 3 - 0	
11/10 @ Mia	10 - 13 - 7 - 0	INJ	4 - 9 - 8 - 0	1 - 11 - 11 - 0	DNP	0 - 0 - 0 - 0	
11/17 NYJ	18 - 46 - 16 - 0	INJ	4 - 64 - 53 - 1	3 - 19 - 21 - 0	DNP	6 - 23 - 8 - 0	
11/24 @ NE	10 - 25 - 11 - 0	INJ	0 - 0 - 0 - 0	3 - 19 - 9 - 0	DNP	0 - 0 - 0 - 0	
12/ 1 BUF	23 - 46 - 15 - 1	INJ	4 - 17 - 6 - 0	INJ	DNP	4 - 21 - 18 - 0	
12/ 5 PHIL	16 - 101 - 43 - 2	INJ	INJ	INJ	13 - 38 - 11 - 0	2 - 3 - 2 - 0	
12/15 @ KC	20 - 71 - 16 - 0	INJ	INJ	3 - 5 - 4 - 0	1 - 1 - 1 - 0	3 - 12 - 9 - 0	
12/22 @ Cin	13 - 25 - 7 - 0	INJ	2 - 2 - 0 - 0	3 - 1 - 2 - 0	DNP	1 - 11 - 11 - 0	
1996 TOTAL	198 - 587 - 43 - 7	31 - 164 - 25 - 0	67 - 230 - 53 - 1	48 - 192 - 21 - 1	24 - 70 - 11 - 0	46 - 184 - 24 - 0	

Opponent	Justin	Bell
9/23 MIA	1 - 15 - 15 - 0	12/ 5 PHIL
10/27 @ Was	1 - (-4) - (-4) - 0	1 - (-1) - (-1) - 0
12/ 5 PHIL	1 - 4 - 4 - 0	6 - 0

1996 GAME-BY-GAME INDIVIDUAL PASSING

Alt-Comp-Yds-LG-TD-Int-Sack/Yds-Rating

Opponent	Harbaugh					Justin				
9/ 1 ARIZ	25-16-	196-351-	2-1-	0/0-	98.1	8-5-	53-30-	0-0-	1/11-	81.8
9/ 8 @ NYJ	20-15-	242-51-	1-0-	2/17-	132.0			DNP		
9/15 @ Dal	28-19-	244-481-	2-1-	5/26-	103.9			DNP		
9/23 MIA	25-19-	120-14-	1-0-	3/14-	98.8	1-0-	0-0-	0-0-	0/0-	39.6
10/ 6 @ Buf	42-17-	203-41-	0-0-	6/40-	56.0			DNP		
10/13 BALT	15- 9-	155-40-	1-0-	4/23-	117.2			DNP		
10/20 NE	43-26-	223-16-	0-0-	3/14-	74.1	12-10-	119-18-	0-0-	1/ 9-	108.0
10/27 @ Was	33-17-	198-40-	0-0-	1/ 0-	70.0			DNP		
11/ 3 SD	44-18-	203-24-	1-4-	6/30-	40.9			DNP		
11/10 @ Mia	24-13-	126-34-	0-2-	0/ 0-	34.4	17-10-	134-21-	1-0-	0/ 0-	103.6
11/17 NYJ	26-13-	130-36-	1-0-	1/ 8-	77.4	4- 2-	33-27-	0-0-	1/ 4-	78.1
11/24 @ NE	18-11-	119-22-	0-1-	0/ 0-	57.4	22-11-	128-37-	1-0-	0/ 0-	83.1
12/ 1 BUF						40-22-	228-38-	0-0-	3/25-	71.7
12/ 5 PHIL						23-14-	144-24-	0-0-	1/ 9-	78.9
12/15 @ KC	28-16-	227-42-	3-0-	2/ 5-	119.2			DNP		
12/22 @ Cin	34-23-	244-37-	1-2-	3/13-	73.7			DNP		
1996 TOTAL	405-232-	2630-51-	13-11-	36/190-	76.3	127-74-	839-38-	2-0-	7/58-	83.4

Bell

12/ 5 PHIL 5-5-75-30-1-0-0/0-158.3

1996 GAME-BY-GAME INDIVIDUAL RECEIVING

No-Yds-LG-TD

Opponent	Dilger	Faulk	Dawkins	Harrison	Warren	Bailey	Stablein	Crockett
9/ 1 ARIZ	3 - 26 - 11 - 0	4 - 62 - 30 - 0	4 - 40 - 18 - 0	6 - 85 - 35 - 1	1 - 9 - 9 - 0	1 - 19 - 19 - 0	1 - 6 - 6 - 0	1 - 2 - 2 - 1
9/ 8 @ NYJ	7 - 156 - 51 - 1	2 - 11 - 6 - 0	0 - 0 - 0 - 0	2 - 35 - 20 - 0	1 - 7 - 7 - 0	1 - 15 - 15 - 0	0 - 0 - 0 - 0	2 - 18 - 11 - 0
9/15 @ Dal	2 - 34 - 26 - 1	INJ	4 - 57 - 18 - 0	3 - 16 - 6 - 0	4 - 23 - 12 - 0	0 - 0 - 0 - 0	0 - 0 - 0 - 0	4 - 60 - 32 - 0
9/23 MIA	3 - 11 - 8 - 1	INJ	4 - 40 - 14 - 0	4 - 11 - 7 - 0	3 - 18 - 10 - 0	0 - 0 - 0 - 0	2 - 21 - 12 - 0	2 - 12 - 6 - 0
10/ 6 @ Buf	3 - 53 - 28 - 0	4 - 8 - 8 - 0	1 - 16 - 16 - 0	5 - 88 - 41 - 0	0 - 0 - 0 - 0	2 - 34 - 17 - 0	0 - 0 - 0 - 0	2 - 4 - 4 - 0
10/13 BALT	1 - 3 - 3 - 0	1 - 21 - 21 - 0	2 - 21 - 13 - 0	1 - 20 - 20 - 0	INJ	2 - 53 - 40 - 0	1 - 30 - 30 - 1	INJ
10/20 NE	3 - 25 - 13 - 0	INJ	8 - 84 - 16 - 0	4 - 42 - 14 - 0	7 - 50 - 12 - 0	4 - 48 - 17 - 0	5 - 47 - 13 - 0	INJ
10/27 @ Was	3 - 58 - 40 - 0	4 - 39 - 13 - 0	5 - 61 - 28 - 0	2 - 18 - 12 - 0	1 - 8 - 8 - 0	INJ	0 - 0 - 0 - 0	INJ
11/ 3 SD	1 - 17 - 17 - 0	4 - 37 - 11 - 0	5 - 63 - 17 - 0	3 - 35 - 15 - 1	0 - 0 - 0 - 0	INJ	1 - 9 - 9 - 0	INJ
11/10 @ Mia	5 - 36 - 12 - 0	3 - 10 - 5 - 0	5 - 96 - 34 - 1	4 - 38 - 16 - 0	2 - 28 - 17 - 0	1 - 15 - 15 - 0	1 - 17 - 17 - 0	INJ
11/17 NYJ	3 - 15 - 9 - 0	3 - 22 - 10 - 0	4 - 70 - 36 - 0	3 - 39 - 27 - 1	1 - 11 - 11 - 0	0 - 0 - 0 - 0	0 - 0 - 0 - 0	INJ
11/24 @ NE	2 - 26 - 17 - 0	3 - 18 - 8 - 0	4 - 52 - 19 - 0	6 - 93 - 37 - 1	2 - 20 - 11 - 0	0 - 0 - 0 - 0	5 - 38 - 11 - 0	INJ
12/ 1 BUF	0 - 0 - 0 - 0	10 - 78 - 12 - 0	4 - 64 - 38 - 0	3 - 22 - 9 - 0	0 - 0 - 0 - 0	2 - 34 - 28 - 0	0 - 0 - 0 - 0	INJ
12/ 5 PHIL	0 - 0 - 0 - 0	7 - 40 - 11 - 0	3 - 45 - 24 - 0	6 - 106 - 30 - 1	INJ	1 - 13 - 13 - 0	1 - 10 - 10 - 0	INJ
12/15 @ KC	0 - 0 - 0 - 0	4 - 18 - 8 - 0	1 - 42 - 42 - 0	6 - 103 - 37 - 3	INJ	1 - 29 - 29 - 0	1 - 14 - 14 - 0	INJ
12/22 @ Cin	6 - 43 - 11 - 1	7 - 64 - 22 - 0	INJ	6 - 85 - 37 - 0	0 - 0 - 0 - 0	3 - 42 - 19 - 0	0 - 0 - 0 - 0	INJ
1996 TOTAL	42 - 503 - 51 - 4	56 - 428 - 30 - 0	54 - 751 - 42 - 1	64 - 836 - 41 - 8	22 - 174 - 17 - 0	18 - 302 - 40 - 0	18 - 192 - 301 - 1	11 - 96 - 32 - 1

Workman

9/15 @ Dal	1 - 6 - 6 - 0
9/23 MIA	1 - 7 - 7 - 0
10/20 NE	1 - 18 - 18 - 0
12/ 5 PHIL	1 - 5 - 5 - 0

Doering

12/22 @ Cin	1 - 10 - 10 - 0
-------------	-----------------

Stock

10/27 @ Was	1 - 13 - 13 - 0
12/ 1 BUF	1 - 11 - 11 - 0

Groce

10/13 BALT	1 - 7 - 7 - 0
10/20 NE	4 - 28 - 13 - 0
10/27 @ Was	1 - 1 - 1 - 0
11/ 3 SD	3 - 31 - 24 - 0
11/10 @ Mia	2 - 20 - 12 - 0
12/15 @ KC	2 - 19 - 12 - 0

HISTORY OF THE COLTS

Professional football came to Indianapolis March 28, 1984, when Colts owner Robert Irsay moved the historic NFL franchise from Baltimore to Indianapolis—the friendly heart of the midwest.

The roots of the franchise go back to December 28, 1946, when the bankrupt Miami Seahawks of the All-America Football Conference were purchased and relocated in Baltimore by a group headed by Bob Rodenberg. As the result of a contest in Baltimore, won by Charles Evans of Middle River, Md., the team was renamed the "Colts."

On September 7, 1947, wearing green and silver uniforms, the Colts under Head Coach Cecil Isbell (formerly an All-American player and coach at Purdue University) won their initial AAFC game, 16-7, over the Brooklyn Dodgers. The team concluded its inaugural season before a record Baltimore crowd of 51,583 losing to the New York Yankees, 21-7. The Colts finished the year with a 2-11-1 record good for a fourth place finish in the Eastern Division.

The Colts completed the 1948 season with a 7-8 record, tying the Buffalo Bills for the division title. The Colts compiled a 1-11 slate in 1949. The All-American Football Conference and the National Football League merged in 1950 and the Colts became a member of the NFL. After posting a 1-11 record for the second consecutive year, the franchise was dissolved by the league on January 18, 1951 because of its failing financial condition.

After two full seasons without professional football, NFL Commissioner Bert Bell challenged the franchise in December of 1952 to sell 15,000 season tickets within six weeks in order to re-enter the NFL. That 15,000-ticket quota was reached in four weeks and three days.

On January 23, 1953, under the principal ownership of Carroll Rosenbloom, the NFL's Dallas Team franchise was moved to Baltimore where, keeping the "Colts" nickname, the Texas team colors of blue and white were inherited.

Before their first NFL season, the "new" Baltimore Colts engineered one of the biggest trades in sports history. In a deal with the Cleveland Browns involving 15 players, Baltimore received 10 Browns in exchange for five Colts. Among the players who came to Baltimore in the deal were Don Shula, Bert Rechichar, Carl Taseff and Art Spinney. These players helped the Colts open the 1953 NFL season with a 13-9 upset of the Chicago Bears in a game where Bert Rechichar set a then-NFL record with a 56-yard field goal.

In 1954, the Colts hired Weeb Ewbank as head coach. Ewbank would guide the Colts for the next nine seasons (the longest tenure of any Colts head coach) and lead the club to its first divisional and world championships.

On November 30, 1958, the Colts clinched their first Western Division title with a 35-27 win over San Francisco before a record home sellout crowd of 57,557. Four weeks later, Baltimore won its first World Championship, downing the New York Giants, 23-17, in the fabled "sudden-death" overtime contest at Yankee Stadium. The Colts repeated as champion in 1959, clinching their second Western Division crown and defeating the Giants, 31-16 in Baltimore for the World Title.

In January 1963, Don Shula replaced Weeb Ewbank as the team's third head coach since 1953. During the 1963 campaign, quarterback John Unitas led the Colts offense to eight team records and set a then-NFL individual passing mark of 237 completions. The Colts won a club record eleven consecutive games in 1964, enroute to clinching their third Western Conference title and first under Shula. During that campaign, Raymond Berry caught his 506th career pass and Lenny Moore scored 20 touchdowns, both NFL records at the time. The following year, Baltimore tied Green Bay for the Western Conference title. With halfback Tom Matte quarterbacking the club because of injuries to John Unitas and Gary Cuozzo, the Colts lost a controversial 13-10 "sudden-death" playoff contest to the Packers.

Under Shula, Baltimore made its first Super Bowl appearance in 1968. The club finished first in the Coastal Division with a 13-1 mark, then defeated Minnesota, 24-14, in the Western Conference Championship game and blanked Cleveland, 34-0, for the NFL Championship. The team went on to face the American Football League Champion New York Jets in Super Bowl III, losing a 16-7 upset.

HISTORY OF THE COLTS

In May of 1969, the NFL merged with the AFL and Baltimore, Pittsburgh and Cleveland joined the old AFL teams to form the American Football Conference of the NFL. For the 1970 season, the Colts were situated in the Eastern Division of the AFC and on September 20, the club won its first AFC game, 16-14, over San Diego. In mid-December, Baltimore clinched its first Eastern Division Championship with a 20-14 win at Buffalo, then defeated Cincinnati and Oakland in the playoffs to win the AFC Championship. On January 17, 1971, the Colts defeated the Dallas Cowboys in Super Bowl V, 16-13, on Jim O'Brien's 32-yard field goal with five seconds remaining in the game.

In July, 1972, the Colts came under new ownership as Robert Irsay acquired the club from Carroll Rosenbloom in exchange for the Los Angeles Rams.

In 1974, two young Colt stars established NFL records as running back Lydell Mitchell carried the ball 40 times against the New York Jets at Shea Stadium and quarterback Bert Jones completed 17 consecutive passes against the same Jet club later in the season. Mitchell set another mark that season, winning the league pass receiving title with 72 receptions.

In 1975, Mitchell would continue his record-setting pace by becoming the first running back in Colt history to rush for 1,000 yards, gaining 1,193 yards on 289 carries.

After posting a 2-12 record in 1974, Baltimore's fortunes began to change with the hiring of Ted Marchibroda as head coach in February, 1975. Marchibroda led the Colts to three consecutive Eastern Division titles before posting back-to-back 5-11 seasons in 1978-79.

The Colts named Mike McCormack to replace Marchibroda as head coach in January, 1980. The Colts improved to a 7-9 record in 1980 before recording the worst record in club history with a 2-14 slate in 1981.

On December 21, 1981, the Colts named Frank Kush to replace McCormack as Head Coach. In addition, Club owner Robert Irsay announced the appointment of Ernie Accorsi as General Manager on May 16, 1982.

Under Kush's guidance, the Colts recorded their first winning preseason record (3-2) since 1970. After two weeks of regular season play, a players' strike resulted in the loss of seven games per team from the 1982 schedule and each team played a nine game schedule. The Colts finished the season with a record of 0-8-1.

The Colts received the first selection in the April 26, 1983 NFL draft and selected Stanford quarterback John Elway. Six days later on May 2, the Colts traded Elway to Denver in exchange for the Broncos' 1983 first round choice, offensive tackle Chris Hinton, along with quarterback Mark Herrmann and Denver's first round choice in the 1983 NFL draft.

In 1983, the Colts forged the biggest turnaround in NFL history for a team that had gone winless the previous season. The 1983 Colts were 6-4 after week 10 and then went 7-9 on the season. The Chris Hinton acquisition proved successful as the rookie earned a starting berth at offensive guard for the AFC in the Pro Bowl. The Colts' running game came together as Curtis Dickey and Randy McMillan combined for just shy of 2,000 yards rushing to rank first in the AFC and second in the NFL.

Following the 1984 season, President Robert Irsay and General Manager Jim Irsay appointed Rod Dowhower as Head Coach on January 28, 1985. Dowhower posted a 5-11 mark that season with a club which rushed for a conference-leading 2,439 yards, fifth-best in the NFL. The team averaged 5.0 yards per attempt to lead the NFL, while marking the first time in a decade that an AFC team achieved that feat.

On December 1, 1986, Ron Meyer succeeded Dowhower as Head Coach. Meyer earned a 36-35 regular season record with the club before being succeeded by Rick Venturi on October 1, 1991. Ted Marchibroda returned to the Colts as Head Coach on January 28, 1992. Marchibroda led the Colts to a 9-7 record in 1992, the second time he has guided the team to an NFL-best eight-game one season turnaround. The Colts posted a 4-12 record in 1993 and a 8-8 mark in 1994.

HISTORY OF THE COLTS

The 1995 Colts earned a 9-7 record, then posted playoff wins at San Diego and Kansas City. The team dropped a 20-16 decision at Pittsburgh in the AFC Championship Game. Marchibroda's tenure with the club ended on February 9, 1996. His 73 career victories tied Don Shula for most by a Colts head coach. Lindy Infante succeeded Marchibroda on February 15, 1996. The Colts earned a 9-7 record in 1996, qualifying for the playoffs in consecutive seasons for the first time since 1975-77.

In more than 30 years of National Football League competition, the Colts have achieved a 319-326-7 record, including three World Championships and 10 Conference or Division titles.

The success of the Colts franchise is exemplified by the number of Colts who have been inducted into the Pro Football Hall of Fame. A total of 10 Colts have been selected for enshrinement including Raymond Berry, Art Donovan, Ted Hendricks, John Mackey, Gino Marchetti, Lenny Moore, Jim Parker, John Unitas and Head Coaches Weeb Ewbank and Don Shula.

HISTORICAL HIGHLIGHTS

December 28, 1946 – Bankrupt Miami Seahawks franchise of All America Football Conference is moved to Baltimore. Bob Rodenberg headed purchasing group and team renamed Colts via fan contest.

February 10, 1947 – Cecil Isbell named head coach.

September 7, 1947 – Colts win inaugural AAFC game, defeating Brooklyn Dodgers 16-7 before 27,418 fans at Baltimore Stadium.

September 28, 1947 – New York Yankees defeat Colts 21-7 before a then-record Baltimore crowd of 51,583. Colts place fourth in Eastern Division with 2-11-1 record, while drawing 199,661 fans.

Spring, 1948 – Colts reorganize with over 200 stockholders. Jake Embry named president and Walt Driskill, general manager.

December 12, 1948 – Buffalo Bills win playoff game for Eastern Division title in Baltimore 28-17 in game marked by near riot. Colts finish 7-8 under Isbell. Dick Barwegen named all-league guard and attendance totals 244,502.

Spring, 1949 – Driskill succeeded Embry as president, while continuing as general manager.

Fall, 1949 – Isbell fired after first four games and Driskill named coach. Team finished seventh in Eastern Division with 1-11 record. Barwegen again named all-league.

December 9, 1949 – National Football League and AAFC reach "peace" agreement and Colts enter NFL for 1950 season.

December 18, 1949 – Abraham Watner named Colts' president.

Spring, 1950 – Clem Crowe named head coach.

December 10, 1950 – Colts conclude 1-11 season with 15-14 defeat to Yanks at Yankee Stadium. Yanks will later become the Baltimore Colts.

January 18, 1951 – Watner withdrew franchise and was paid \$50,000 for players by NFL.

December 3, 1952 – Commissioner Bert Bell, addressing Advertising Club, issued challenge to Colts fans to sell 15,000 season tickets in six weeks to re-enter NFL.

December 8, 1952 – Ticket drive officially began with quota reached in four weeks, three days.

January 11, 1953 – Carroll Rosenbloom, with 52 percent control, headed ownership group including William F. Hilgenberg, Zanvyl Krieger, Thomas Mullan, Sr., and R. Bruce Livie.

January 23, 1953 – Dallas Texan franchise moved to Baltimore, Don Kellest named president and general manager and Keith Molesworth, head coach.

March 25, 1953 – Baltimore and Cleveland put together one of the biggest deals in sports history, a trade which involved 15 players. The Colts

HISTORY OF THE COLTS

acquired 10 ex-Browns in exchange for five Colts. Players acquired by the Colts were quarterback Harry Agganis, tackle Dick Batten, end Gern Nagler, halfback Bert Rechichar, guard Ed Sharkey, tackle Stu Sheetz, halfback Don Shula, end Art Spinney, halfback Carl Taseff and guard Elmer Willhoite. Going to the Browns were linebacker Tom Catlin, tackle Don Colo, guard Hershel Forrester, tackle Mike McCormack and halfback John Pettibon.

September 27, 1953 – Colts upset Chicago Bears 13-9 in NFL opener at Memorial Stadium before 23,715 fans.

Spring, 1954 – Weeb Ewbank named head coach.

October 1, 1955 – Alan Ameche rushed 21-153 against Detroit to become first NFL rookie to rush for 100+ yards in first two career games. Ameche had 194-yard rushing debut 9/25/55 vs. Chicago.

February 4, 1957 – Carroll Rosenbloom named president.

November 2, 1958 – Colts record club's first shutout, 56-0 over Green Bay Packers, to win sixth straight game and also set club record for largest margin of victory.

November 16, 1958 – Colts defeat Chicago 17-0, marking first shutout for Bears in 149 games.

November 30, 1958 – Colts clinch first Western Division title 35-27 over San Francisco before second straight record home sellout crowd of 57,577.

December 28, 1958 – Colts defeat New York Giants 23-17 at Yankee Stadium in "sudden death" game for World Championship.

December 12, 1959 – Colts score 24 fourth quarter points to rally from 10-point deficit and defeat Los Angeles 45-26 at the Coliseum for second Western Division championship.

December 27, 1959 – Colts beat New York Giants 31-16 in Baltimore for second straight World Championship.

December 11, 1960 – Touchdown passing streak by John Unitas snapped by Los Angeles at NFL record 47 games.

January 8, 1963 – Don Shula relieved Weeb Ewbank as team's third head coach since 1953. Gino Marchetti and Bill Pellington later named first player-coach.

December 15, 1963 – John Unitas concluded season with eight team and one then-NFL record of 237 completions.

January 20, 1964 – Carroll Rosenbloom purchased all remaining stock to gain full ownership.

November 22, 1964 – Colts win club record 10th straight game, 24-7 over Rams in Los Angeles, to clinch third Western Conference title.

December 13, 1964 – Raymond Berry caught 506th career pass against Washington and Lenny Moore scored 20th touchdown of season, both NFL records at the time.

December 27, 1964 – Browns defeat Colts 27-0 in NFL title game in Cleveland.

December 26, 1965 – Packers edge Colts 13-10 in "sudden death" playoff for Western Conference crown. Tom Matte quarterbacked club in absence of injured John Unitas and Gary Cuozzo.

June 8, 1966 – NFL and American Football League announce merger for 1970.

January 23, 1967 – Don Kellett retired and Joe Campanella succeeded as general manager.

February 15, 1967 – Joe Campanella, Colts GM passed away.

March 17, 1967 – Publicity Director Harry Hulmes named general manager.

November 5, 1967 – Colts score two late touchdowns to defeat world champion Packers 13-10 and snap five-game series losing string.

December 17, 1967 – Unbeaten in 13 games (11-0-2), Colts drop final game of season in Los Angeles 34-10 to miss playoffs.

August 3, 1968 – Art Donovan became first Colt to be included into Pro Football Hall of Fame.

HISTORY OF THE COLTS

- December 8, 1968** – Colts win Coastal Division title by virtue of Chicago's 17-16 win over Los Angeles. Colts defeated Green Bay 16-3 day before.
- December 22, 1968** – Colts defeat Minnesota 24-14 for Western Conference crown.
- December 29, 1968** – Colts shutdown Cleveland 34-0 for NFL championship and first title since 1958-59.
- January 12, 1969** – New York Jets defeat Colts 16-7 in Super Bowl III at Orange Bowl.
- May 17, 1969** – Baltimore, Pittsburgh, and Cleveland join old AFL teams to form American Football Conference as NFL realigns.
- January 6, 1970** – Don Klosterman named general manager.
- April 3, 1970** – Don McCafferty succeeded Don Shula as head coach. Shula quit to become head coach of Miami Dolphins.
- September 20, 1970** – Baltimore won first AFC game, 16-14 over San Diego, in realigned NFL.
- December 13, 1970** – Colts clinch Eastern Division championship with 20-14 win at Buffalo.
- December 26, 1970** – Colts win AFC Divisional Playoff game with Cincinnati Bengals, 17-0.
- January 3, 1971** – Colts defeat Oakland 27-17 to win AFC Championship.
- January 17, 1971** – Colts win first AFC-NFC Super Bowl 16-13 over Dallas on Jim O'Brien's 32-yard field goal with five seconds to play at Orange Bowl.
- March 18, 1971** – Steve Rosenbloom named president and Carroll Rosenbloom, chairman of the board.
- January 2, 1972** – Miami defeated Baltimore 21-0 in AFC title game at Orange Bowl. Colts qualified for playoffs as wild card team and defeated Cleveland 20-3 in AFC playoffs.
- July 26, 1972** – Robert Irsay acquired Colts from Carroll Rosenbloom in exchange for Los Angeles Rams. Joe Thomas named Vice President and General Manager.
- July 29, 1972** – Gino Marchetti inducted into Pro Football Hall of Fame, joining Art Donovan.
- October 16, 1972** – John Sandusky replaced Don McCafferty as head coach after fifth game of season.
- January 22, 1973** – John Unitas went to San Diego.
- February 14, 1973** – Howard Schnellenberger named head coach.
- July 28, 1973** – Raymond Berry and Jim Parker inducted into Pro Football Hall of Fame.
- September 29, 1974** – Joe Thomas replaced Howard Schnellenberger as head coach.
- October 20, 1974** – Lydell Mitchell established NFL single game record of 40 carries (156 yards) in 35-20 win over New York Jets at Shea Stadium.
- December 15, 1974** – Bert Jones completed NFL record 17 consecutive passes and Lydell Mitchell won league pass catching title with 72 receptions, record then for running backs.
- January 15, 1975** – Ted Marchibroda named head coach.
- August 2, 1975** – Lenny Moore inducted into Pro Football Hall of Fame.
- December 7, 1975** – Lydell Mitchell rushed 119 yards against New York Giants at Shea Stadium to become first Colt running back to rush for 1,000 yards in a season.
- December 14, 1975** – Colts defeat Miami 10-7 on Toni Linhart's 31-yard field goal with 2:16 left to play in overtime.
- December 21, 1975** – Colts complete greatest turnaround season in NFL history with ninth straight win, defeating New England 34-21 at Memorial Stadium to finish 10-4 and win Eastern Division title.
- December 12, 1976** – Baltimore for the second consecutive year captured the

HISTORY OF THE COLTS

AFC Eastern Division Championship after defeating Buffalo 58-20 in last home game of regular season.

January 25, 1977 – Colts named Dick Szymanski, former Club director of Pro Personnel as General Manager; Ernie Accorsi, a former Colt PR Director, named to the post of Assistant General Manager.

November 20, 1977 – Lydell Mitchell broke Lenny Moore's career rushing record of 5174 yds. Mitchell ended the season with 5487 yards.

December 18, 1977 – Colts defeat New England in the season finale 30-24 to clinch their third consecutive AFC Eastern Divisional title with a 10-4 record. The Colts winning TD came on a 88-yard drive, the longest in Colts history.

July 29, 1978 – Weeb Ewbank inducted into the Pro Football Hall of Fame.

July 28, 1979 – John Unitas inducted into the Pro Football Hall of Fame.

December 16, 1979 – Joe Washington set team record with 82 receptions to lead NFL.

January 16, 1980 – Mike McCormack named Head Coach.

September 1, 1981 – Randy McMillan rushed for 146 yards in rookie debut at New England, joining Alan Ameche as only Colts with 100+ debuts.

December 21, 1981 – Frank Kush named Head Coach.

May 16, 1982 – Ernie Accorsi named General Manager.

September 20, 1982 – After two weeks of regular season play, the NFL Players Association called a players' strike at 12:00 midnight (ET). It was the first in-season work stoppage in league history. The regular season returned on Sunday and Monday, November 20-21. Eight weekends of the 16-week regular season were not played as scheduled. A ninth weekend of 14 games was rescheduled and played on Sunday and Monday, January 2-3, 1983. A total of 98 games were erased by the strike.

April 26, 1983 – Colts select Stanford QB-John Elway with the first pick in the 1983 NFL Draft.

May 2, 1983 – Colts trade John Elway to Denver in exchange for Broncos' 1983 number one draft choice, OT-Chris Hinton, along with QB-Mark Herrmann and Denver's first round selection in the 1984 NFL draft.

December 18, 1983 – Colts complete season at 7-9, marking the biggest turnaround in NFL history for a team that had gone winless the previous season.

March 28, 1984 – Colts in Indianapolis

April 18, 1984 – Indianapolis Colts tickets offered for sale. Overwhelming response yields 143,000 season ticket requests in two weeks.

April 26, 1984 – Jim Irsay named general manager. Bob Terpening named assistant general manager.

December 13, 1984 – Hal Hunter named interim head coach.

January 28, 1985 – Rod Dowhower named head coach.

August 23, 1985 – Colts moved into new training complex in Indianapolis.

April 19, 1986 – More than 10,000 fans visit Colts training complex during first-ever public open house.

December 1, 1986 – Ron Meyer named head coach.

September 22, 1987 – As in 1982, two weeks into the regular season the NFL Players Association called a players strike. The strike lasted 24 days, from September 22 to October 15. The 14 NFL games scheduled for the weekend of September 27-28 were canceled because of the strike. The League schedule resumed October 4-5 with replacement teams. Replacement teams played for three weekends (October 4-5, October 11-12, October 18-19) before regular players resumed play late weekend of October 25-26.

October 31, 1987 – Colts obtain Eric Dickerson from the Los Angeles Rams in a trade also involving Buffalo. The Colts sent Cornelius Bennett to the Bills, while the Rams received six draft picks and two players.

December 27, 1987 – Colts clinch AFC Eastern Division title with 24-6 home victory over Tampa Bay.

HISTORY OF THE COLTS


- October 31, 1988** – Colts defeated Denver, 55-23, in first Monday Night Game in Indianapolis. Eric Dickerson rushed for a club-record four touchdowns.
- December 18, 1988** – Eric Dickerson rushed for 166 yards in a 17-14 win over Buffalo, winning the NFL rushing title with 1,659 yards. He joined Alan Ameche (1955) as the only Colts to be a NFL leading rusher. Dickerson also set a club record by accounting for 41.8 percent of the team's seasonal net yardage.
- April 20, 1990** – Colts trade OT-Chris Hinton, WR-Andre Rison and draft picks to Atlanta for first pick in 1990 NFL Draft, then select QB-Jeff George.
- August 4, 1990** – Ted Hendricks inducted into Hall of Fame.
- October 1, 1991** – Rick Venturi succeeded Ron Meyer as head coach.
- January 28, 1992** – Ted Marchibroda named head coach.
- August 1, 1992** – John Mackey inducted into Hall of Fame.
- April 26, 1992** – Colts select DT-Steve Emtman and LB-Quentin Coryatt as first two players taken in NFL Draft, marking only the second time (Cardinals, 1958) in NFL history that a team owned the first two draft picks.
- December, 1992** – Colts 9-7 record marked eight-game seasonal improvement, tying best turnaround in NFL history.
- January 7, 1994** – Bill Tobin joined Colts as Vice President and Director of Football Operations.
- September 11, 1994** – Marshall Faulk rushed for 104 yards at Tampa Bay, becoming one of only seven players in NFL history (also Colts' Alan Ameche in 1955) to top 100 rushing yards in first two rookie games. Faulk rushed for 143 yards 9/2 vs. Houston to join Ameche and Randy McMillan (1981) as only Colts to have a 100+ rookie debut.
- February 5, 1995** – Marshall Faulk rushed for Pro Bowl record 180 yards (49t rush also a Pro Bowl longest scoring rush) in winning MVP honors. Faulk joined Bert Rechichar, Gene Lipscomb, John Unitas and Gino Marchetti as Colts Pro Bowl MVPs.
- September 10, 1995 and October 8, 1995** – Colts post 27-24 overtime wins at the New York Jets and Miami, with both victories coming after 24-3 deficits. K-Mike Cofer's 52-yard field goal, the longest overtime-deciding kick in NFL history, topped the Jets. QB-Jim Harbaugh's three TD passes tied the Miami game, and K-Cary Blanchard's 27-yard kick won it. The 21-point comeback wins tied a club record for biggest deficit overcome in victory.
- December 23, 1995** – Colts top New England, 10-7, to capture playoff berth. QB-Jim Harbaugh ended year with NFL-best 100.7 rating to become club's first ratings champion since John Unitas (1958, 1965)
- January 14, 1996** – Colts drop last-second 20-16 thriller at Pittsburgh for AFC Championship. The Colts reached the title game with playoff wins at San Diego, 35-20, and Kansas City, 10-7.
- February 15, 1996** – Lindy Infante named head coach.
- December 29, 1996** – Colt drop AFC Wildcard Game at Pittsburgh after qualifying for playoffs in consecutive seasons.
- January 14, 1997** – President Emeritus Robert Irsay passed away.
- March 6, 1997** – Bob Terpening named Vice President.
- July 26, 1997** – Don Shula inducted into Hall of Fame.

THE FAMILY TREE

Franchise

Years	Club Name	Home Field
1944-48	Bost Yanks (Founded by Kate Smith and Ted Collins)	Fenway Park
1949	New York Bulldogs	Polo Grounds
1950-51	New York Yanks	Yankee Stadium 1952
1952	Dallas Texans	Cotton Bowl
1953-83	Baltimore Colts	Memorial Stadium
1984-	Indianapolis Colts	Hoosier/RCA Dome

In Memoriam



Robert Irsay

March 5, 1923 – January 14, 1997



Pete Rozelle

March 1, 1926 – December 6, 1996

HALL OF FAME COLTS

RAYMOND BERRY WR 6-2 187 SMU

(Colts: 1955-67, Inducted: 1973)



Was 631-9,275, 68 TDs receiving for career and retired as NFL's all-time reception leader . . . was All-Pro and led NFL in receptions from 1958-60 and played in 5 Pro Bowls . . . was 12-178 receiving in 1958 NFL Championship win over the New York Giants . . . member of NFL's 75th Anniversary Team . . . born on February 27, 1933 in Corpus Christi, Texas . . . jersey number 82 retired.

ART DONOVAN DT 6-3 265 Boston College

(Colts: 1953-61, Inducted: 1968)



First Colt HOF inductee who also played with Baltimore (1950), the New York Yanks (1951) and Dallas Texans (1952) . . . was All-Pro from 1954-57 and played in 5 Pro Bowls . . . one of most popular Colts ever . . . born on June 5, 1925 in the Bronx, New York . . . jersey number 70 retired.

WEBB EW BANK (Head Coach 1954-62, Inducted: 1978)



Led the Colts to World Championships in 1958 and 1959 . . . had 59-52-1 mark in club-record 9 seasons as head coach . . . led New York Jets to Super Bowl III win over Colts to become the only coach to post NFL and AFL Championships . . . career mark was 130-129-7 during 20 seasons . . . born on May 6, 1907 in Richmond, Indiana.

TED HENDRICKS LB 6-7 215 Miami

(Colts: 1969-73, Inducted: 1990)



Retired in 1983 as NFL leader with 215 consecutive games played (70 as Colt) . . . was four-time All-Pro pick who appeared in 8 Pro Bowls . . . was all-conference 3 times as Colt and 8 times for career (1969-83) . . . member of Colts' Super Bowl V squad . . . member of NFL's 75th Anniversary Team . . . had 25 career blocked kicks . . . born on November 1, 1947 in Guatemala City, Guatemala.

HALL OF FAME COLTS

JOHN MACKEY TE 6-2 224 Syracuse

(Colts: 1963-71, Inducted: 1992)



Only the second HOF tight end inductee . . . was 331-5,236, 28 TDs for Colts . . . punishing blocker with speed . . . was All-Pro from 1966-68 and selected to 5 Pro Bowls, the first after his rookie season . . . had 75t reception in Super Bowl V victory over Dallas . . . member of NFL's 50th Anniversary Team . . . born on September 21, 1941 in Queens borough of New York City.

GINO MARCHETTI DE 6-4 245 San Francisco

(Colts: 1953-64, 66, Inducted: 1972)



Acclaimed as greatest DE in pro football history during induction to NFL's 50th Anniversary Team in 1969 and named to 75th Anniversary Team . . . tabbed All-Pro from 1956-64 . . . tabbed to Pro Bowl from 1954-64, missing only the 1959 Pro Bowl following injured ankle from 1958 NFL Championship win over the New York Giants . . . retired initially prior to 1964 season, but returned then and in 1966 . . . born on January 2, 1927 in Smithers, West Virginia . . . jersey number 89 retired.

LENNY MOORE RB/FL 6-1 190 Penn State

(Colts: 1956-67, Inducted: 1975)



Retired 9th all-time with 12,451 combined yards . . . is club's career leading rusher with 1,069-5,174, 63 TDs rushing . . . was 363-6,039, 48 TDs receiving in 143 career games . . . had 678 career points on 113 TDs . . . set NFL records with TDs in 18 consecutive games and 11 consecutive via the rush . . . was 1956 Rookie of the Year and 1964 Comeback Player of the Year (20 TDs) . . . was All-Pro from 1958-61, 64 and played in 6 Pro Bowls . . . born November 25, 1933 in Reading, Pa . . . jersey number 24 retired.

JIM PARKER G/T 6-3 272 Ohio State

(Colts: 1957-67, Inducted: 1973)



Member of the Professional and National Football Foundation HOF . . . named to modern all-time All-America collegiate team in 1969 . . . was All-Pro and played in Pro Bowl from 1958-65 (8 consecutive years) . . . played in 139 consecutive games and into 1967 season before retiring . . . named to NFL's 75th Anniversary Team . . . born April 8, 1934 in Macon, Georgia . . . jersey number 77 retired.

HALL OF FAME COLTS

DON SHULA

(Colts: 1953-56, Head Coach 1963-69, Inducted: 1997)



NFL's winningest head coach (328-56-6, regular season; 347-173-6, overall, 1963-95) stands tied as Colts' winningest head coach (71-23-4 regular season; 73-26-4, overall, 1963-69)...only Colts HOF inductee to play and coach with club...led Colts to winning records throughout tenure and to Super Bowl III...joined Colts from Browns in historic 15-player trade in 1953...born on January 4, 1930 in Painesville, Ohio.

JOHN UNITAS QB 6-1 196 Louisville

(Colts: 1956-72, Inducted: 1979)



Ended 18-year career as NFL leader for passes attempted (5,186), completed (2,830), yards gained (40,239), most seasons 3,000+ yards (3), most games with 300+ yards (26) and most touchdown passes (290) . . . had 62.9 post-season completion pct. and gained 1,177 yards in championship play . . . only Colt to serve on 1958, 1959 and 1970 Championship teams . . . NFL records included most consecutive seasons leading NFL in TD passes (4) and most consecutive games with a scoring pass (47),

one of sport's most remarkable feats . . . in 17 seasons with club set 22 records . . . was NFL MVP 3 times, played in 10 Pro Bowls (a Colt record) and was All Pro from 1958-59, 65, 67 . . . member of NFL's 75th Anniversary Team . . . born on May 7, 1933 in Pittsburgh, Pa . . . jersey number 19 retired.

HALL OF FAMERS WITH COLTS CONNECTIONS

Name (Year Inducted)	Colts Career	NFL (*Player, #Coach/Administrator)
K/QB-George Blanda (1981)	1950	*1949-58, 60-75
Mike McCormack (1984)	1980-81 (Head Coach)	*1954-62, #1966-97
Chuck Noll (1993)	1966-68 (Asst. Coach)	*1953-59, #1969-91
RB-Joe Perry (1969)	1961-62	*1950-63
QB-Y.A. Tittle (1971)	1948-49 (AAFC), 1950	*1950-64

RETIRED COLTS JERSEYS

19	Johnny Unitas	70	Art Donovan
22	Buddy Young	77	Jim Parker
24	Lenny Moore	82	Raymond Berry
89	Gino Marchetti		

COLTS ALL-TIME HONORS

COLTS ALL-TIME HONORS

ALL-PRO AND ALL-NFL TEAMS

(Hyphen designates first-team, second-team or honorable mention)

(LEGEND: AP-Associated Press; UPI-United Press International; NEA-Newspaper Enterprise Association; FD-Football Digest; NYN-New York (Daily) News; SN-Sporting News; FN-Football News; PFW-Pro Football Weekly; PFWA-Pro Football Writer's Association; CPFN-College and Pro Football Newsweekly; USA-USA Today; HOF-Pro Football Hall of Fame)

LB-Alex Agase	AP-HM (1953), UPI-HM (1953)
K-Raul Allegre	NEA-2 (1983), FD-2 (1983)
RB-Alan Ameche	AP-1 (1955), UPI-1 (1955), SN-1 (1955), NYN-1 (1955), NEA-2 (1955,56,58), AP-2 (1956,58,59), UPI-2 (1958), NYN-2 (1956,58,59)
DT-Mike Barnes	NYN-1 (1977)
OG-Dick Barwegan	AP-HM (1953)
WR-Raymond Berry	AP-1 (1958-60), UPI-1 (1958-60), NEA-1 (1958-60), NYN- 1 (1958-60), AP-2 (1957,65), UPI-2 (1961), NEA-2 (1961), NYN-2 (1965), AP-HM (1963), UPI-HM (1963-64,66)
K-Dean Biasucci	USA-1 (1987), SN-1 (1988), NYN-1 (1988), AP-2 (1987,88), NEA-2 (1987), CPFN-2 (1987), FD-2 (1987)
LB-Duane Bickett	USA-1 (1987), AP-2 (1987), NEA-2 (1987), AP-HM (1988)
DB-Lyle Blackwood	AP-2 (1977)
K-Cary Blanchard	AP-1 (1996), PFW-1 (1996), PFWA-1 (1996), SN-1 (1996), FD-1 (1996), CPFN-1 (1996)
DB-Bobby Boyd	AP-1 (1964,65,68), UPI-1 (1964-66,68), NEA-1 (1964-65), NYN-1 (1964,65,68), FN-1 (1964,65,67,68), PFWA-1 (1966,68), AP-2 (1966), NYN-2 (1966), UPI-2 (1967), UPI-HM (1962), NEA-HM (1962), AP-HM (1963)
DE-Ordell Braase	NYN-2 (1960,65,67), AP-2 (1966,67), UPI-2 (1966,67), NEA-2 (1967), FN-2 (1967), UPI-HM (1960,64-65)
DB-Ray Buchanan	AP-HM (1994)
LB-Joe Campanella	AP-HM (1955)
WR-Roger Carr	NYN-1 (1976), AP-2 (1976), PFWA-2 (1976), NEA-2 (1976)
DE-Fred Cook	NYN-1 (1975)
C-Bill Curry	AP-2 (1969), UPI-2 (1969), NEA-2 (1971), FN-2 (1971), PFWA-2 (1971), PFW-HM (1969)
LB-Mike Curtis	AP-1 (1968), UPI-1 (1968), NYN-1 (1968), FN-1 (1968,74), PFWA-1 (1968), PFW-1 (1968), NEA-2 (1968,69), NYN-2 (1969), FN-2 (1971)
DB-Milt Davis	AP-1 (1957), UPI-2 (1957,59), NYN-2 (1957,59), NEA-2 (1959)
RB-Eric Dickerson	AP-1 (1987,88), PFWA-1 (1987,88), NEA-1 (1987,88), SN-1 (1987,88), CPFN-1 (1987), USA-1 (1987,88) FD-1 (1987,88), PFW-1 (1987,88), CPFN-2 (1988)
C-Ray Donaldson	NYN-1 (1987), CPFN-1 (1988), AP-2 (1987), NEA-2 (1987,88), FD-2 (1987), AP-HM (1985,86,88)
DT-Art Donovan	AP-1 (1954-57), UPI-1 (1954,55,57), NEA-1 (1955-57), SN-1 (1955), NYN-1 (1955,57,58), NYN-2 (1954,56), SN-2 (1954), UPI-2 (1956,58), AP-2 (1958,60), NEA-2 (1958)
DE-John Dutton	AP-1 (1976), NYN-1 (1976), AP-2 (1975), FN-2 (1975), PFWA-2 (1975,76)
C-Brad Ecklund	NYN-2 (1953)
DT-Joe Ehrmann	PFWA-2 (1976)
RB-Marshall Faulk	AP-2 (1994,95), CPFN-2 (1994), FD-2 (1994)
DT-Tom Finnin	AP-HM (1955)
P-Chris Gardocki	AP-1 (1996), PFW-1 (1996), PFWA-1 (1996), SN-1 (1996), FD-2 (1996)
LB-Dennis Gaubatz	FN-1 (1965), UPI-HM (1965)
QB-Jim Harbaugh	FD-2 (1995)
LB-Ted Hendricks	AP-1 (1971), NEA-1 (1971), FN-1 (1971), PFWA-1 (1971), PFW-1 (1971), AP-2 (1972), NEA-2 (1972,73)
LB-Jeff Herrod	AP-HM (1990,92)
OT-Chris Hinton	NYN-1 (1985), SN-1 (1987), FD-1 (1987), AP-2 (1985,89), NEA-2 (1985,88,89), FD-2 (1985), CPFN-2 (1987), AP-HM (1986,88)

COLTS ALL-TIME HONORS

QB-Bert Jones	AP-1 (1976), PFWA-1 (1976), NEA-1 (1976), FN-1 (1976), NYN-1 (1976), AP-2 (1977), NEA-2 (1977)
HB-Tom Keane	AP-1 (1953), UPI-1 (1953), NYN-1 (1953), UPI-HM (1954)
OT-George Kunz	AP-1 (1975), FN-1 (1975), PFW-1 (1975), PFWA-2 (1975,76), AP-2 (1976,77), NEA-2 (1976,77)
OG-Bill Lange	NYN-2 (1953)
P-David Lee	HOF-1 (1969), PFWA-1 (1969), NEA-1 (1969), PFW-1 (1969), PFWA-2 (1970)
K-Toni Linhart	NYN-1 (1976)
DT-Gene Lipscomb	AP-1 (1958,59), UPI-1 (1958,59), NEA-1 (1958,60,61), NYN-1 (1958-60), NEA-2 (1959), UPI-HM (1960)
DB-Jerry Logan	UPI-2 (1964), PFWA-2 (1968)
TE-John Mackey	AP-1 (1966-68), UPI-1 (1966,68), NEA-1 (1966-68), NYN-1 (1966-68), PFWA-1 (1966,68), FN-1 (1968), PFW-1 (1968), AP-2 (1965), UPI-2 (1967), FN-2 (1967), UPI-HM (1963,65)
DE-Gino Marchetti	NEA-1 (1956-64), AP-1 (1957-62,64), UPI-1 (1957-62,64), NYN-1 (1958-61,64), FN-1 (1962,64), NEA-2 (1955), NYN-2 (1955,56,63), AP-2 (1956,63), UPI-2 (1956,63), AP-HM (1954,55), UPI-HM (1954)
RB-Tom Matte	NEA-2 (1969) PFW-HM (1969)
LB-Vernon Maxwell	CPFN-2 (1984)
DT-Fred Miller	NEA-2 (1967), UPI-2 (1968), NYN-2 (1968), PFWA-2 (1968)
RB-Lydell Mitchell	CPFN-1 (1975), AP-2 (1976,77), NYN-2 (1976)
RB-Lenny Moore	AP-1 (1958-61,64), UPI-1 (1958,60,61,64), NEA-1 (1958-61,64), NYN-1 (1958-61,64), FN-1 (1964), NYN-2 (1956), UPI-2 (1957,59), NEA-2 (1957)
QB-Earl Morrall	AP-1 (1968), UPI-1 (1968), NEA-1 (1968), NYN-1 (1968), FN-1 (1968), PFWA-2 (1968)
TE-Jim Mutscheller	UPI-2 (1957), NEA-2 (1957), NYN-2 (1957)
DB-Andy Nelson	NYN-1 (1958), AP-1 (1959), AP-2 (1958), UPI-2 (1958,59), NEA-2 (1958), UPI-HM (1960,62), NEA-HM (1960)
C-Buzz Nutter	UPI-HM (1960)
LB-Cliff Odom	CPFN-2 (1987)
WR-Jimmy Orr	AP-1 (1965), NEA-1 (1965), UPI-2 (1965), NYN-2 (1965)
OT-Jim Parker	AP-1 (1958-65), UPI-1 (1958-60,64,65), NEA-1 (1958-65), NYN-1 (1958-61,64,65), FN-1 (1962,64,65), UPI-2 (1961-63), NYN-2 (1963,66), UPI-HM (1966)
LB-Bill Pellington	NEA-2 (1958-60,64), UPI-2 (1962), AP-2 (1964), UPI-HM (1960, 64), NEA-HM (1961,62)
OT-George Preas	AP-2 (1964), UPI-2 (1964), NEA-2 (1964)
DB-Bert Rechichar	NEA-1 (1955), NYN-1 (1955), UPI-2 (1953,55), NYN-2 (1953), AP-HM (1953,55), UPI-HM (1954)
OG-Glenn Ressler	NYN-2 (1968), FN-2 (1968)
WR-Willie Richardson	AP-1 (1967), UPI-2 (1967), NEA-2 (1967), NYN-2 (1967), FN-2 (1967), PFWA-2 (1968)
WR-Paul Salata	AP-HM (1950)
DB-John Sample	NYN-2 (1960)
OG-Alex Sandusky	AP-2 (1964), UPI-2 (1964), NEA-2 (1964), NYN-2 (1964), UPI-HM (1958,65)
QB-George Shaw	AP-HM (1955)
LB-Don Shinnick	UPI-2 (1959), UPI-HM (1960,62), AP-HM (1963)
DT-Billy Ray Smith	AP-2 (1968)
DE-Bubba Smith	FN-1 (1970,71), AP-1 (1971), NEA-1 (1971), PFWA-1 (1971), PFW-1 (1971), AP-2 (1968), UPI-2 (1968), NYN-2 (1968), PFWA-2 (1968,70)
OG-Ron Solt	NEA-1 (1987), CPFN-1 (1987), FD-1 (1987), AP-2 (1987)
OG-Art Spinney	UPI-1 (1959), NYN-1 (1959), NYN-2 (1957), AP-2 (1958,59), UPI-2 (1958), NEA-2 (1958-60), UPI-HM (1960)
P-Rohn Stark	AP-1 (1983), FD-1 (1983), NEA-1 (1985,86,92), CPFN-1 (1992), SN-1 (1992), FD-1 (1992), NEA-2 (1983,84,90), CPFN-2 (1984,86), AP-2 (1985,86,90,92), AP-HM (1993)
HB-Billy Stone	AP-HM (1950)
LB-Steve Stonebreaker	NYN-1 (1965), UPI-2 (1964,65), NYN-2 (1964)
C-Dick Szymanski	UPI-2 (1955), NYN-2 (1955), FN-2 (1967), AP-HM (1955,63), UPI-HM (1964-65)

COLTS ALL-TIME HONORS

RB-George Taliaferro	AP-HM (1953)
DB-Carl Taseff	AP-2 (1958), UPI-2 (1958), UPI-HM (1959)
QB-John Unitas	NEA-1 (1957-59,64,65,67), AP-1 (1958,59,64,65,67), UPI-1 (1958,59,64,65,67), NYN-1 (1958,59,64,65,67), FN-1 (1964,67), AP-2 (1957,63), UPI-2 (1957,60,63), NYN-2 (1957,60,63), NEA-2 (1960,63)
PR-Clarence Verdin	PFW-1 (1990), CPFN-2 (1990), AP-HM (1990,92)
OT-Bob Vogel	NEA-1 (1964,65,67), NYN-1 (1965,68), UPI-1 (1968), FN-1 (1968), PFWA-1 (1968), AP-2 (1965,68), UPI-2 (1965,69), NEA-2 (1968), NYN-2 (1969), UPI-HM (1964, 66)
DB-Rick Volk	NEA-1 (1968,71), PFWA-1 (1968,71), AP-1 (1971), FN-2 (1967), UPI-2 (1968), NEA-2 (1969)
LB-Stan White	FN-1 (1975), NYN-1 (1977)
OT-Will Wolford	AP-HM (1994)

ALL-CONFERENCE SELECTIONS

K-Raul Allegre	UPI-2 (1983)
RB-Alan Ameche	SN (1956)
DT-Mike Barnes	UPI-2 (1977), SN (1977)
WR-Raymond Berry	SN (1957-60)
K-Dean Biasucci	UPI-1 (1987), PFW (1987), FN (1987)
LB-Duane Bickett	UPI-1 (1987), PFW (1987), FN (1987), UPI-2 (1988)
DB-Lyle Blackwood	UPI-HM (1977)
K-Cary Blanchard	UPI-1 (1996), FN (1996)
DB-Bobby Boyd	SN (1967-68)
DB-Ray Buchanan	UPI-2 (1994)
RB-Norm Bulaich	UPI-2 (1970)
WR-Roger Carr	AP-1 (1976), UPI-2 (1976), SN (1976), PFW (1976), NYN (1976)
TE-Kerry Cash	FN (1992)
TE-Raymond Chester	UPI-HM (1975)
OG-Elmer Collett	UPI-HM (1976)
DE-Fred Cook	NYN (1975), UPI-2 (1976,77), SN (1977)
C-Bill Curry	UPI-HM (1970,72), AP-1 (1971), UPI-1 (1971), PFW (1971), SN (1971)
LB-Mike Curtis	SN (1969), UPI-2 (1970,71,74), UPI-HM (1972)
DB-Eugene Daniel	FN (1985)
DB-Milt Davis	SN (1957)
RB-Eric Dickerson	UPI-1 (1987,88), PFW (1987,88), FN (1987,88)
C-Ray Donaldson	UPI-2 (1986-89), PFW (1988), FN (1988,89)
DT-Art Donovan	SN (1956,57)
DE-John Dutton	AP-1 (1975,76), UPI-2 (1975), SN (1975,76), UPI-1 (1976,77), PFW (1976,77), NYN (1976)
DT-Joe Ehrmann	UPI-HM (1975,77), UPI-1 (1976), NYN (1976)
RB-Marshall Faulk	UPI-1 (1994), PFW (1994), FN (1994), UPI-2 (1995)
P-Chris Gardocki	UPI-1 (1996), FN (1996)
QB-Jim Harbaugh	UPI-1 (1995), PFW (1995), FN (1995)
LB-Ted Hendricks	UPI-HM (1970), AP-1 (1971-73), UPI-1 (1971,72), SN (1971), PFW (1971), UPI-2 (1973)
LB-Jeff Herrod	UPI-2 (1990), FN (1990)
OT-Chris Hinton	UPI-2 (1983,87,88), PFW (1983,86,87,89), UPI-1 (1985,86,89), FN (1986)
WR-Eddie Hinton	UPI-HM (1970)
QB-Bert Jones	UPI-2 (1975,77), AP-1 (1976), UPI-1 (1976), NYN (1976)
OT-George Kunz	AP-1 (1975,76), UPI-1 (1975-77), SN (1975-77), PFW (1975-77), NYN (1975,76)
DB-Bruce Laird	UPI-HM (1980), PFW (1980), NYN (1980)
P-David Lee	SN (1966,69)
K-Toni Linhart	UPI-1 (1976), SN (1976), PFW (1976), NYN (1976), UPI-2 (1977)
DT-Gene Lipscomb	SN (1958,60)
DB-Jerry Logan	AP-1 (1970), UPI-1 (1970), SN (1971), UPI-2 (1971)
DT-Gino Marchetti	SN (1956-59,61-64)
TE-John Mackey	SN (1966-68), UPI-HM (1970)

COLTS ALL-TIME HONORS

RB-Tom Matte	SN (1969)
LB-Ray May	UPI-HM (1971)
RB-Lydell Mitchell	UPI-2 (1975), AP-1 (1976), UPI-1 (1976,77), SN (1976,77), NYN (1976), PFW (1977)
RB-Lenny Moore	SN (1957-61,64)
QB-Earl Morrall	SN (1968)
LB-Andy Nelson	SN (1958-61)
WR-Jimmy Orr	SN (1965)
OT-Jim Parker	SN (1957,59-62,64,65)
LB-Bill Pellington	SN (1958,64)
WR-Willie Richardson	SN (1967)
DE-Bubba Smith	SN (1970,71) UPI-1 (1970,71), AP-1 (1971), PFW (1971)
OG-Ron Solt	UPI-1 (1987), PFW (1987), FN (1987)
OG-Art Spinney	SN (1958)
P-Rohn Stark	UPI-2 (1982-84), NYN (1982), UPI-1 (1985,86,90), FN (1985,86,89,92), PFW (1986,90,92)
LB-Steve Stonebreaker	SN (1965)
DB-Charlie Stukes	UPI-HM (1971)
OG-Dan Sullivan	SN (1968)
QB-John Unitas	SN (1958-60,64,67), UPI-2 (1970)
PR-Clarence Verdin	PFW (1989,90,92), UPI-1 (1990,92), FN (1990,92)
OT-Bob Vogel	SN (1965-69), UPI-2 (1970,71), PFW (1971)
DB-Rick Volk	SN (1970), UPI-HM (1970), AP-1 (1971), PFW (1971), UPI-2 (1971)
LB-Stan White	UPI-2 (1977)
OG-John Williams	UPI-HM (1971)

NFL ALL-ROOKIE TEAMS

- 1972 - OT-Tom Drougas (PFW)
1974 - DE-John Dutton (PFWA, UPI, PFW, FD), DE-Fred Cook (UPI, FD)
1976 - DT-Ken Novak (PFWA)
1979 - DB-Larry Braziel (PFWA)
1980 - WR-Ray Butler (PFWA, UPI, PFW, FD)
1981 - DT-Bubba Green (PFW), DE-Donnell Thompson (PFWA, UPI, PFW)
1982 - WR-Matt Bouza (FD), LB-Johnie Cooks (PFWA), DT-Leo Wisniewski (PFWA, PFW), P-Rohn Stark (PFWA, PFW, FD), DB-James Burroughs (FD), DE-Fletcher Jenkins (PFW)
1983 - OG-Chris Hinton (PFWA, UPI, FD), LB-Vernon Maxwell (PFWA, UPI, FD), OT-Jim Mills (UPI)
1984 - OG-Ron Solt (PFWA, UPI, PFW, FD), DE-Blaise Winter (PFWA, UPI, PFW, FD)
1985 - LB-Duane Bickett (PFWA, UPI, FD), DB-Anthony Young (UPI)
1986 - WR-Bill Brooks (PFWA, UPI, PFW, FD), DE-Jon Hand (PFW)
1987 - DB-Freddie Robinson (UPI, PFW, FD)
1988 - LB-O'Brien Alston (PFWA, UPI, PFW, FD), QB-Chris Chandler (PFWA, UPI, PFW, CPFN, FD)
1989 - WR-Andre Rison (PFWA, UPI, PFW, CPFN, FD)
1990 - QB-Jeff George (PFWA, UPI, PFW, CPFN, FD, FN)
1992 - LB-Quentin Coryatt (PFWA), DE-Steve Emtman (PFWA, FN)
1993 - DB-Ray Buchanan (FN)
1994 - RB-Marshall Faulk (PFWA, CPFN, FN)
1995 - TE-Ken Dilger (PFWA, FN)
1996 - WR-Marvin Harrison (FN)

PRO BOWL COLTS

*(Selections by season; *MVP)*

- 1953 - Dick Barwegan, Art Donovan, Tom Keane, George Taliaferro
1954 - Art Donovan (2), Gino Marchetti, Buddy Young
1955 - Alan Ameche, Art Donovan (3), Gino Marchetti (2), Bert Rechichar, Dick Szymanski
1956 - Alan Ameche (2), Art Donovan (4), Gino Marchetti (3), Lenny Moore, Bert Rechichar (2)

COLTS ALL-TIME HONORS

- 1957 - Alan Ameche (3), Art Donovan (5), Gino Marchetti (4), Jim Mutscheller, Bert Rechichar (3*), John Unitas
1958 - Alan Ameche (4), Raymond Berry, Don Joyce, Gene Lipscomb, Lenny Moore (2), Jim Parker, John Unitas (2), Gino Marchetti (DNP-inj.)
1959 - Raymond Berry (2), Gene Lipscomb (2*), Gino Marchetti (5), Lenny Moore (3), Jim Parker (2), Art Spinney, John Unitas (3*)
1960 - Gino Marchetti (6), Lenny Moore (4), Andy Nelson, Jim Parker (3), Art Spinney (2), John Unitas (4*)
1961 - Raymond Berry (3), Gino Marchetti (7), Lenny Moore (5), Jim Parker (4), John Unitas (5)
1962 - Gino Marchetti (8), Lenny Moore (6), Jim Parker (5), Dick Szymanski (2), John Unitas (6)
1963 - Raymond Berry (4), John Mackey, Gino Marchetti (9*), Jim Parker (6), John Unitas (7*)
1964 - Raymond Berry (5), Bobby Boyd, Gino Marchetti (10), Lenny Moore (7), Jim Parker (7), Dick Szymanski (3), Bob Vogel, John Unitas (8)
1965 - Jerry Logan, John Mackey (2), Jimmy Orr, Jim Parker (8), Bob Vogel (2)
1966 - Ordell Braase, Lenny Lyles, John Mackey (3), John Unitas (9)
1967 - Ordell Braase (2), John Mackey (4), Fred Miller, Willie Richardson, John Unitas (10), Bob Vogel (3), Rick Volk
1968 - Bobby Boyd (2), Mike Curtis, John Mackey (5), Tom Matte, Fred Miller (2), Earl Morrall, Willie Richardson (2), Bob Vogel (4)
1969 - Tom Matte (2), Fred Miller (3), Tom Mitchell, Rick Volk (2)
1970 - Mike Curtis (2), Jerry Logan (2), Bubba Smith
1971 - Norm Bulaich, Bill Curry, Mike Curtis (3), Ted Hendricks, Jerry Logan (3), Bubba Smith (2), Bob Vogel (5), Rick Volk (3)
1972 - Bill Curry (2), Ted Hendricks (2), Bruce Laird
1973 - Ted Hendricks (3)
1974 - Mike Curtis (4)
1975 - John Dutton, George Kunz, Lydell Mitchell
1976 - Roger Carr, John Dutton (2), Bert Jones, George Kunz (2), Toni Linhart, Lydell Mitchell (2)
1977 - Mike Barnes, John Dutton (3), George Kunz (3), Toni Linhart (2), Lydell Mitchell (3)
1979 - Joe Washington
1983 - Chris Hinton
1985 - Chris Hinton (2), Rohn Stark
1986 - Ray Donaldson, Chris Hinton (3), Rohn Stark (2)
1987 - Dean Biasucci, Duane Bickett, Eric Dickerson, Ray Donaldson (2), Chris Hinton (4), Ron Solt
1988 - Eric Dickerson (2), Ray Donaldson (3), Chris Hinton (5)
1989 - Eric Dickerson (3), Ray Donaldson (4), Chris Hinton (6)
1990 - Rohn Stark (3), Clarence Verdin
1992 - Rohn Stark (4), Clarence Verdin (2)
1994 - Marshall Faulk (*)
1995 - Marshall Faulk (2), Jim Harbaugh, Will Wolford
1996 - Cary Blanchard, Chris Gardocki

NFL MOST VALUABLE PLAYER AWARDS

- QB-John Unitas NEA (1957,67), UPI (1959,64,67), SN (1959,64,67), AP (1964,67), FN (1964)
RB-Lenny Moore NEA (1964)
QB-Earl Morrall AP, UPI, NEA, SN (1968)
QB-Bert Jones AP, NEA, PFWA, NYN (1976)

HOF NFL 50TH ANNIVERSARY TEAM

(Place in voting)

- First - TE-John Mackey, DE-Gino Marchetti, QB-John Unitas; Second - WR-Raymond Berry, DT-Art Donovan; Third - RB-Lenny Moore

HOF NFL 75TH ANNIVERSARY TEAM

- WR-Raymond Berry, LB-Ted Hendricks, DE-Gino Marchetti, OG-Jim Parker, QB-John Unitas

COLTS ALL-TIME HONORS

HOF NFL 1960-84 ALL-STAR TEAM

First-Team - WR-Raymond Berry, DE-Gino Marchetti, OG/T-Jim Parker, QB-John Unitas, HC-Don Shula (tie); Second-Team - LB-Ted Hendricks, TE-John Mackey

HOF NFL TEAMS OF THE DECADES

1950s - WR-Raymond Berry, DT-Art Donovan, DE-Gino Marchetti, RB-Lenny Moore, OG/T- Jim Parker; 1960s - DB-Bobby Boyd, TE-John Mackey, QB-John Unitas; 1970s - LB-Ted Hendricks; 1980s - RB-Eric Dickerson

SUPER BOWL SILVER ANNIVERSARY TEAM

LB-Ted Hendricks

NFL EXECUTIVE OF THE YEAR

Joe Thomas SN (1975)

NFL COACH OF THE YEAR

Weeb Ewbank AP, UPI (1958)
Don Shula UPI (1964), SN (1964,68), AP (1964, 67-tied, 68),
NYN (1964, 67, 68)
Ted Marchibroda AP, PFW, SN, FD, NYN (1975)
Ron Meyer PFWA (1987)

NFL OFFENSIVE PLAYER OF THE YEAR

QB-Earl Morrall PFW (1968)
QB-Bert Jones AP (1976)

NFL ROOKIE OF THE YEAR

RB-Alan Ameche SN, UPI (1955)
RB-Lenny Moore UPI (1956)
WR-Jimmy Orr UPI (1958)
RB-Marshall Faulk SN, PFWA, SI, FD, CPFN, NEA (1994)

NFL OFFENSIVE ROOKIE OF THE YEAR

RB-Marshall Faulk AP, PFW, FD (1994)

NFL COMEBACK PLAYER OF THE YEAR

K-Jim Martin AP (1963)
RB-Lenny Moore AP (1964)
QB-Jim Harbaugh PFW (1995)

NFL DEFENSIVE ROOKIE OF THE YEAR

LB-Vernon Maxwell AP, PFW (1983)
LB-Duane Bickett AP (1985)

NATIONAL 100-YARD CLUB NFL OUTSTANDING BLOCKER

OG-Jim Parker (1964)

NFL LINEBACKER OF THE YEAR

LB-Mike Curtis FD (1974)

NFL MOST VALUABLE LINEMAN

DE-Gino Marchetti AP (1958)

NFL KICKER OF THE YEAR

K-Cary Blanchard PFW (1996)

NFL GOLDEN TOE AWARD

K-Toni Linhart PFW (1976)

AFC COACH OF THE YEAR

Ron Meyer UPI, FN (1987)
Ted Marchibroda PFWA, NYN (1975), CPFN (1992)

AFC MOST VALUABLE PLAYER

QB-Bert Jones NYN (1975,76)

COLTS ALL-TIME HONORS

AFC PLAYER OF THE YEAR

QB-Bert Jones UPI (1976)
QB-Jim Harbaugh UPI (1995)

AFC ROOKIE OF THE YEAR

RB-Marshall Faulk UPI (1994)

KANSAS CITY COMMITTEE OF 101 AWARDS

LB-Mike Curtis AFC Defensive MVP (1970)
HC-Ted Marchibroda AFC Coach of the Year (1975)
QB-Bert Jones AFC Offensive MVP (1976)
HC-Ron Meyer AFC Coach of the Year (1987)
QB-Jim Harbaugh AFC Offensive Player of the Year (1995)

WASHINGTON DC TOUCHDOWN CLUB

QB-John Unitas NFL MVP (1957, 58-tied, 67)
HC-Weeb Ewbank NFL Coach of the Year (1958)
RB-Lenny Moore NFL MVP (1964)
HC-Don Shula NFL Coach of the Year (1964,68)
HC-Ted Marchibroda NFL Coach of the Year (1975)
QB-Bert Jones AFC Offensive MVP (1976)

PHILADELPHIA MAXWELL CLUB

QB-John Unitas NFL MVP (1959,64,67)

NFLPA MACKEY AWARDS

P-David Lee 1966,69 NFL Punting
QB-Earl Morrall 1968 NFL Passing
KR-Preston Pearson 1968 NFL Kick Returns
KR-Jim Duncan 1970 AFC Kick Returns
KR-Bruce Laird 1972 AFC Kick Returns
RB-Lydell Mitchell 1974,75 (tie),77 AFC Receiving
K-Toni Linhart 1976 AFC Kick-Scoring
DB-Lyle Blackwood 1977 AFC Interceptions
RB-Joe Washington 1979 AFC Receiving
P-Rohn Stark 1983,85,86,92 AFC Punting
DB-Mike Prior 1987 AFC Interceptions
RB-Eric Dickerson 1987,88 Rushing; 1988 TDs (tied)
KR-Clarence Verdin 1989,90 AFC Punt Returns
WR-Reggie Langhorne 1993 AFC Receptions
RB-Marshall Faulk 1995 AFC TDs (tied)
K-Cary Blanchard 1996 AFC Scoring
P-Chris Gardocki 1996 NFL Net Punting Average

AFC PLAYERS OF THE WEEK

1984 - QB-Mike Pagel (9/9 at Houston)
1985 - WR-Wayne Capers (10/27 vs. Green Bay)
DB-Eugene Daniel (10/27 vs. Green Bay)
1986 - DB-Leonard Coleman (10/12 vs. New Orleans)
DT-Harvey Armstrong (12/22 at LA Raiders)
1987 - QB-Gary Hogeboom (10/4 at Buffalo)
LB-Duane Bickett (11/1 at NY Jets)
LB-Cliff Odom (11/15 at Miami)
RB-Eric Dickerson (12/27 vs. Tampa Bay)
1988 - RB-Eric Dickerson (10/23 at San Diego)
LB-Duane Bickett (11/27 vs. New England)
1989 - DB-Keith Taylor (10/22 at Cincinnati)
DB-Mike Prior (12/10 vs. Cleveland)
QB-Jack Trudeau (12/17 vs. Miami)
1990 - QB-Jack Trudeau (9/30 at Philadelphia)
1991 - QB-Jeff George (11/10 at NY Jets)
1992 - LB-Chip Banks (9/6 vs. Cleveland)
DE-Steve Emtman (10/25 at Miami)
1993 - LB-Duane Bickett (9/26 vs. Cleveland)
K-Dean Biasucci (10/31 vs. New England)
K-Dean Biasucci (12/5 at NY Jets)
1994 - DB-Ray Buchanan (12/4 at Seattle)
1995 - RB-Marshall Faulk (10/1 vs. St. Louis Rams)
QB-Jim Harbaugh (10/8 at Miami)

COLTS ALL-TIME HONORS

- K-Cary Blanchard (10/15 vs. San Francisco)
LB-Tony Bennett (11/26 vs. Miami)
1996 - PR-Marvin Harrison (9/8 at NY Jets)
K-Cary Blanchard (9/15 at Dallas)
K-Cary Blanchard (11/17 vs. NY Jets)
DB-Jason Belser (12/5 vs. Philadelphia)
WR-Marvin Harrison (12/15 at Kansas City)

AFC PLAYERS OF THE MONTH

- 1988 - RB-Eric Dickerson (December)
1995 - QB-Jim Harbaugh (October)
1996 - K-Cary Blanchard (November)

NFL STADIUMS

American Football Conference

Club	Stadium	Capacity	Playing Surface
BALTIMORE	Memorial Stadium	65,000	Sport Grass
BUFFALO	Rich Stadium	80,024	AstroTurf
CINCINNATI	Cinergy Field	60,389	AstroTurf-8
DENVER	Denver Mile High Stadium	76,273	Grass (PAT)
INDIANAPOLIS	RCA Dome	60,272	AstroTurf
JACKSONVILLE	Alltel Stadium	73,000	Grass
KANSAS CITY	Arrowhead Stadium	79,101	Grass
MIAMI	Pro Player Stadium	74,916	Grass (PAT)
NEW ENGLAND	Foxboro Stadium	60,292	Grass
N.Y. JETS	Giants Stadium	77,803	AstroTurf
OAKLAND	Oakland-Alameda County Coliseum	62,500	Grass
PITTSBURGH	Three Rivers Stadium	59,600	AstroTurf
SAN DIEGO	Qualcomm Stadium	60,794	Grass
SEATTLE	Kingdome	66,400	AstroTurf
TENNESSEE	Liberty Bowl	62,420	Grass

National Football Conference

Club	Stadium	Capacity	Playing Surface
ARIZONA	Sun Devil Stadium	73,273	Grass
ATLANTA	Georgia Dome	71,228	Artificial Turf
CAROLINA	Ericsson Stadium	72,520	Grass
CHICAGO	Soldier Field	66,944	Grass
DALLAS	Texas Stadium	65,921	Texas Turf
DETROIT	Pontiac Silverdome	80,368	AstroTurf
GREEN BAY	Lambeau Field	60,790	Grass
MINNESOTA	Hubert H. Humphrey Metrodome	64,035	AstroTurf
NEW ORLEANS	Louisiana Superdome	64,992	AstroTurf
N.Y. GIANTS	Giants Stadium	78,148	AstroTurf
PHILADELPHIA	Veterans Stadium	64,899	AstroTurf-8
ST. LOUIS	Trans World Dome at America's Center	66,000	AstroTurf
SAN FRANCISCO	3 Com Park	70,207	Grass
TAMPA BAY	Houlihan's Stadium	74,301	Grass
WASHINGTON	Jack Kent Cooke Stadium	78,600	Grass

CHAMPIONSHIP GAMES

COLTS CHAMPIONSHIP GAMES

NFL CHAMPIONSHIP – DEC. 28, 1958 YANKEE STADIUM

BALTIMORE 23, NEW YORK, 17 – Quarterback Johnny Unitas took the Colts 80 yards in 13 plays, the last a one-yard carry by Alan Ameche through the right side of the Giant line at 8 minutes, 15 seconds of "sudden death" overtime. The regulation game ended 17-17 when Baltimore's Steve Myhra booted a 20-yard field goal seconds from the gun. It has been called "the greatest game ever played" and the 64,185 who watched it at Yankee Stadium agree.

Baltimore	0	14	0	3	6	23
New York	3	0	7	7	0	17

NY – FG Summerall 36

Balt – Ameche 2 run (Myhra kick)

Balt – Berry 15 pass from Unitas (Myhra kick)

NY – Triplett 1 run (Summerall kick)

NY – Gifford 15 pass from Conerly (Summerall kick)

Balt – FG Myhra 20

Passing

Balt – Unitas (26-40-349), 1 TD, 1 Int. L-60
 NY – Conerly (10-14-187), 1 TD, 0 Int. L-67

Rushing

Balt – Ameche (14-65), Dupre (11-30),
 Moore (8-23)
 NY – Gifford (12-60), Webster (9-24)

Receiving

Balt – Berry (12-178), Moore (6-101),
 Mutscheller (3-46)
 NY – Rote (2-76), Schnelker (2-63)

NFL CHAMPIONSHIP – DEC. 27, 1959 BALTIMORE MEMORIAL STADIUM

BALTIMORE 31, NEW YORK, 16 – The Giants led 9-7 after three periods by virtue of three field goals by Pat Summerall, but Baltimore's crack defensive backfield took charge in the final quarter, three times making interceptions that resulted in scores. Colt quarterback Johnny Unitas scored one TD and passed for two before a home crowd of 57,545 in Memorial Stadium.

New York	3	3	3	7	16
Baltimore	7	0	0	24	31

Balt – Moore 59 pass from Unitas (Myhra kick)

NY – FG Summerall 23

NY – FG Summerall 37

NY – FG Summerall 22

Balt – Unitas 4 run (Myhra kick)

Balt – Richardson 12 pass from Unitas (Myhra kick)

Balt – Sample 42 interception return (Myhra kick)

Balt – FG Myhra 25

NY – Schnelker 32 pass from Conerly
 (Summerall kick)

Passing

Balt – Unitas (18-29-264), 2 TDs, 0 Int. L-59
 NY – Conerly (16-35-232), 1 TDs, 2 Int. L-48

Rushing

Balt – Ameche (9-31), Sommer (6-15),
 Pricer (4-14)
 NY – Gifford (9-50), Triplett (5-37),
 Webster (8-25)

Receiving

Balt – Moore (3-126), Berry (5-68),
 Mutscheller (5-40)
 NY – Schnelker (9-175), Rote (2-41),
 King (4-17)

NFL CHAMPIONSHIP – DEC. 27, 1964 CLEVELAND STADIUM

CLEVELAND 27, BALTIMORE 0 – Both teams drew blanks in the first half but the Browns nailed down the World Championship with a 17-point third quarter. Quarterback Frank Ryan and fullback Jim Brown made the Cleveland attack click, as it rolled up 20 first downs to Baltimore's 11 and outgained the Colts, 339 to 181 yards. Ryan completed 11 of 18 passes for 206 yards and three touchdowns – all to end Gary Collins from distances of 18, 42 and 51 yards, while the brilliant Brown bulled for 114 yards on 27 shots as Cleveland controlled the ball. Attendance was 79,544.

Baltimore	0	0	0	0	0
Cleveland	0	0	17	10	27

Cleve – FG Groza 43

Cleve – Collins 18 pass from Ryan (Groza kick)

Cleve – Collins 42 pass from Ryan (Groza kick)

Cleve – Collins 51 pass from Ryan (Groza kick)

Cleve – FG Groza 10

Passing

Balt – Unitas (12-20-95), 0 TDs, 2 Int. L-23
 Cleve – Ryan (11-18-206), 3 TDs, 1 Int. L-51

Rushing

Balt – Moore (9-40), Hill (9-31), Unitas (6-30)
 Cleve – Brown (27-114), Green (10-29)

Receiving

Balt – Berry (3-38), Orr (2-31), Lorick (3-18)
 Cleve – Collins (5-130), Brown (3-37)

NFL WESTERN DIVISION PLAYOFF – DEC. 26, 1965 LAMBEAU FIELD

GREEN BAY 13, BALTIMORE 10 – A courageous effort by the undermanned Colts was doomed by a pair of Don Chandler field goals – one with 1:58 remaining from 22 yards to tie the score and a second of 25 yards to conclude 13:39 of "sudden-death" action. The Colts had jumped ahead 7-0, after 21

CHAMPIONSHIP GAMES

seconds of play when Don Shinnick scooped up Bill Anderson's fumble and trudged 25 yards to the end zone. They protected their edge tenaciously until the finish as Tom Matte went the route at quarterback, rushing for 57 yards and passing for 40. Zeke Bratkowski, subbing for the injured Bart Starr, completed 22 of 39 aerials for 248 yards. The Packers ran 81 plays to the Colts' 59 and led in first downs, 23-9. Attendance was 50,484.

Baltimore	7	3	0	0	0	10
Green Bay	0	0	7	3	3	13

Balt - Shinnick 25 fumble return (Michaels kick)

Balt - FG Michaels 15

GB - Hornung 1 run (Chandler kick)

GB - FG Chandler 22

GB - FG Chandler 25

Passing

Balt - Matte (5-12-40), 0 TDs, 0 Int. L-16

GB - Bratkowski (22-39-248), 0 TDs, 2 Int. L-33

Rushing

Balt - Matte (17-57), Hill (16-57), Moore (12-33)

GB - Taylor (23-60), Hornung (10-33)

Receiving

Balt - Mackey (3-25), Moore (2-15)

GB - Anderson (8-78), Dowler (5-50),

Hornung (4-42), Dale (3-63)

NFL PLAYOFF - DEC. 22, 1968 BALTIMORE MEMORIAL STADIUM

BALTIMORE 24, MINNESOTA 14 - It was a cold, rainy day when the Colts won the Western Conference championship. The Vikings provided some uncomfortable moments after the Colts obtained a big lead. It wasn't until late in the first half that the Colts were able to nab a 7-0 lead on Earl Morrall's pass to Tom Mitchell after Willie Richardson's diving catch of a 33-yard aerial put the ball at the three. John Mackey's touchdown reception and Mike Curtis' 60-yard return of a fumble made it 21-0 after three quarters. Viking quarterback Joe Kapp fired TD passes to Bill Martin and Bill Brown before time ran out of him. Attendance was 60,238.

Minnesota	0	0	0	14	14
Baltimore	0	7	14	3	24

Balt - Mitchell 3 pass from Morrall (Michaels kick)

Balt - Mackey 49 pass from Morrall (Michaels kick)

Balt - Curtis 60 fumble return (Michaels kick)

Minn - Martin 1 pass from Kapp (Cox kick)

Balt - FG Michaels 33

Minn - Brown 7 pass from Kapp (Cox kick)

Passing

Balt - Morrall (13-22-280), 2 TDs, 1 Int. L-49

Minn - Kapp (26-44-287), 2 TDs, 2 Int. L-28

Rushing

Balt - Matte (14-31), Hill (8-10)

Minn - Kapp (10-52), Brown (10-30)

Receiving

Balt - Richardson (6-148), Mackey (3-92),

Orr (2-36)

Minn - Brown (8-82), Washington (5-95),

Beasley (5-69)

NFL CHAMPIONSHIP - DEC. 29, 1968 CLEVELAND STADIUM

BALTIMORE 34, CLEVELAND 0 - After a scoreless first period, Baltimore's Tom Matte scored two of his record-tying three touchdowns in a 17-point Colts' second quarter. Meanwhile, the capacity crowd of 80,628 saw the Browns held scoreless for only the second time in the club's history as the Colts registered their fourth shutout of the season.

Baltimore	0	17	7	10	34
Cleveland	0	0	0	0	0

Balt - FG Michaels 28

Balt - Matte 1 run (Michaels kick)

Balt - Matte 12 run (Michaels kick)

Balt - Matte 2 run (Michaels kick)

Balt - FG Michaels 10

Balt - T. Brown 4 run (Michaels kick)

Passing

Balt - Morrall (11-25-169), 0 TDs, 1 Int. L-38

Cleve - Nelson (11-26-132), 0 TDs, 2 Int. L-22

Rushing

Balt - Matte (17-88), Hill (11-60)

Cleve - Kelly (13-28), Harraway (6-26)

Receiving

Balt - Richardson (3-78), Mackey (2-34),

Orr (2-33)

Cleve - Morin (3-41), Harraway (4-40)

SUPER BOWL III - JAN. 12, 1969 MIAMI ORANGE BOWL

NEW YORK JETS 16, BALTIMORE 7 - Attendance 75,337. Jets' quarterback Joe Namath "guaranteed" victory before the game, then led the AFL to its first Super Bowl victory over a Baltimore team that had lost one of 16 games all season. Namath completed 17 of 28 passes for 206 yards and directed a steady attack that dominated the NFL champions after the Jet defense had intercepted Colt quarterback Earl Morrall three times in the first half. The Jets had 337 total yards, including 121 yards rushing by Matt Snell. John Unitas, who had missed most of the season with a sore elbow, came off the bench and led Baltimore to its only touchdown late in the fourth quarter after New York led 16-0.

CHAMPIONSHIP GAMES

New York (AFL) 0 7 6 3 16
 Baltimore (NFL) 0 0 0 7 7

NY - Snell 4 run (Turner kick)
 NY - FG Turner 32
 NY - FG Turner 30
 NY - FG Turner 9
 Balt - Hill 1 run (Michaels kick)

Passing

Balt - Morrall (6-17-71), 0 TDs, 3 Int. L-30
 Unitas (11-24-110), 0 TDs, 1 Int. L-21
 NY - Namath (17-28-206), 0 TDs, 0 Int. L-39

Rushing

Balt - Matte (11-116), Hill (9-29)
 NY - Snell (30-121), Boozer (10-19)

Receiving

Balt - Richardson (6-58), Orr (3-42),
 Mackey (3-35)
 NY - Sauer (8-133), Snell (4-40)

AFC PLAYOFF - DEC. 26, 1970 BALTIMORE MEMORIAL STADIUM

BALTIMORE 17, CINCINNATI 0 - Attendance 51,127. John Unitas connected with TD passes to Roy Jefferson and Ed Hinton and led the Colts into the AFC title game by defeating Cincinnati. The Baltimore defense came through on a cold, windy day and limited Cincinnati to 63 yards rushing and 76 yards passing. Norm Bulaich picked up 116 yards on 25 carries. Jim O'Brien connected with a 44-yard FG and missed one from the same distance. A 49-yard FG try by Horst Muhlmann was blocked by Ray May. Mike Curtis made the game's only interception, picking off one of Virgil Carter's fourth-period passes, to set up an eventual final Colt score.

Cincinnati 0 0 0 0 0
 Baltimore 7 3 0 7 17

Balt - Jefferson 45 pass from Unitas (O'Brien kick)
 Balt - FG O'Brien 44
 Balt - Hinton 53 pass from Unitas (O'Brien kick)

Passing

Balt - Unitas (6-17-145), 2 TDs, 0 Int. L-53
 Cin - Carter (7-20-64), 0 TDs, 1 Int. L-16
 Wyche (1-1-29), 0 TDs, 1 Int.

Rushing

Balt - Bulaich (25-116), Nowatzke (10-25)
 Cin - Robinson (5-25), Phillips (10-12)

Receiving

Balt - Hinton (3-86), Jefferson (2-51)
 Cin - Myers (4-66), Phillips (2-12)

AFC CHAMPIONSHIP - JAN. 3, 1971 BALTIMORE MEMORIAL STADIUM

BALTIMORE 27, OAKLAND 17 - Attendance 56,368. Johnny Unitas' passing and play calling, and the running of rookie Norm Bulaich, powered the Colts to the AFC Championship. Bulaich scored twice and Unitas picked up 245 yards on 11 completions, with his key one coming in the fourth quarter on a 68-yard touchdown reception by Ray Perkins out of a formation of four wide receivers. George Blanda threw TD passes to Fred Biletnikoff and Warren Wells, but was intercepted three times. Ed Hinton caught five passes for 115 yards.

Oakland 0 3 7 7 17
 Baltimore 3 7 10 7 27

Balt - FG O'Brien 16
 Balt - Bulaich 2 run (O'Brien kick)
 Oak - FG Blanda 48
 Oak - Biletnikoff 38 pass from Blanda (Blanda kick)
 Balt - FG O'Brien 23
 Balt - Bulaich 11 run (O'Brien kick)
 Oak - Wells 15 pass from Blanda (Blanda kick)
 Balt - Perkins 68 pass from Unitas (O'Brien kick)

Passing

Balt - Unitas (11-30-245), 1 TD, 1 Int. L-68
 Oak - Lamonica (1-4-6), 0 TD, 0 Int.
 Blanda (17-32-271), 2 TDs, 3 Int. L-38

Rushing

Balt - Bulaich (22-71), Nowatzke (8-32)
 Oak - Dixon (10-51), C. Smith (9-44)

Receiving

Balt - Hinton (5-115), Perkins (2-80),
 Jefferson (3-36)
 Oak - Wells (5-108), Biletnikoff (5-92)

SUPER BOWL V - JAN. 17, 1971 MIAMI ORANGE BOWL

BALTIMORE 16, DALLAS 13 - Attendance 79,204. Colts' rookie Jim O'Brien climaxed one of the zaniest professional football games ever played by lofting a 32-yard field goal through the uprights with five seconds left to give Baltimore a 16-13 Super Bowl win. The brutal defensive struggle resulted in 11 turnovers, which prevented a fluid, artistic performance but contributed to the drama of the contest. Dallas nearly put the game away early in the third period when, leading 13-6, the Cowboys recovered Jim Duncan's fumble on the 2nd half kickoff and zipped to the Colts' two. Duane Thomas, however, fumbled on the next play. Rick Volk provided Baltimore with the opportunity to tie halfway through the fourth period when he intercepted Craig Morton on the Dallas 33 and returned it to the three. Tom Nowatzke scored and it was 13-13. Mike Curtis intercepted another Morton pass on the Dallas 41 in the final minute and ran it back to the 28. The Colts stopped the clock with nine seconds left and O'Brien made history. Morton's desperation pass on the final play of the game was intercepted by Jerry Logan.

CHAMPIONSHIP GAMES

Baltimore (AFC)	0	6	0	10	16
Dallas (NFC)	3	10	0	0	13

Dall - FG Clark 14

Dall - FG Clark 30

Balt - Mackey 75 pass from Unitas
(O'Brien kick blocked)

Dall - Thomas 7 pass from Morton (Clark kick)

Balt - Nowatzke 2 run (O'Brien kick)

Balt - FG O'Brien 32

Passing

Balt - Unitas (3-9-88), 1 TD, 2 Int. L-75
Morrall (7-15-147), 1 Int. L-65,

Havrilak (1-1-25)

Dall - Morton (12-26-127), 1 TD, 3 Int. L-41

Rushing

Balt - Nowatzke (10-33), Bulaich (18-28)

Dall - Garrison (12-65), Thomas (18-35)

Receiving

Balt - Jefferson (3-52), Mackey (2-80)

Dall - Reeves (5-46), Thomas (4-21)

AFC PLAYOFF - DEC. 26, 1971 CLEVELAND STADIUM

BALTIMORE 20, CLEVELAND 3 - Attendance 74,082. Don Nottingham, playing for the injured Norm Bulaich, scored two TDs and rushed for 92 yards while Baltimore's strong defense dominated play in a 20-3 victory over Cleveland. Jim O'Brien added two field goals for the Colts and Don Cockroft, who had two kicks blocked by Bubba Smith, produced the Browns' only points. Rick Volk intercepted two of Bill Nelsen's passes and Charlie Stukes picked off a third. John Unitas blended the strong running of Nottingham with passes to his favorite target, tight end Tom Mitchell, who caught 5 for 73 yards.

Baltimore	0	14	3	3	20
Cleveland	0	0	3	0	3

Balt - Nottingham 1 run (O'Brien kick)

Balt - Nottingham 7 run (O'Brien kick)

Cleve - FG Cockroft 14

Balt - FG O'Brien 42

Balt - FG O'Brien 15

Passing

Balt - Unitas (13-21-143), 0 TDs, 1 Int. L-13

Cleve - Nelsen (9-21-104), 0 TDs, 3 Int. L-39

Phipps (3-6-27), 0 TDs, 0 Int. L-13

Rushing

Balt - Nottingham (23-92), Matte (16-26)

Cleve - Kelly (14-49), Scott (8-25)

Receiving

Balt - Mitchell (5-73), Matte (3-22), Hinton (2-30)

Cleve - Scott (5-41), Kelly (4-24)

AFC CHAMPIONSHIP - JAN. 2, 1972 MIAMI ORANGE BOWL

MIAMI 21, BALTIMORE 0 - Attendance 75,629. The Colts, playing without starting running backs Norm Bulaich and Tom Matte, still compiled 302 yards to Miami's 286 but were damaged by the Dolphins' big plays - Bob Griese to Paul Warfield 75-yard pass for a TD in first period and Dick Anderson's 62-yard interception return for a TD in the third quarter. Larry Csonka carried five yards to a fourth quarter touchdown for Miami. John Unitas completed 20 of 36 passes for 224 yards but Colts were shutout for the first time since Dec. 5, 1965.

Baltimore	0	0	0	0	0
Miami	7	0	7	7	21

Mia - Warfield 75 pass from Griese
(Yepremian kick)

Mia - Anderson 62 interception return
(Yepremian kick)

Mia - Csonka 5 run (Yepremian kick)

Passing

Balt - Unitas (20-36-224), 0 TDs, 3 Int. L-27

Mia - Griese (4-8-158), 1 TD, 1 Int. L-75

Rushing

Balt - McCauley (15-50), Nottingham (11-33)

Mia - Kiick (18-66), Csonka (15-63)

Receiving

Balt - Hinton (6-98), Nottingham (4-26)

Mia - Warfield (2-125), Twilley (2-33)

AFC PLAYOFF - DEC. 27, 1975 THREE RIVERS STADIUM

PITTSBURGH 28, BALTIMORE 10 - Attendance 49,053. The Colts kept the game close with the defending Super Bowl champions until the final period even without the services of starting QB Bert Jones. Jones sustained a severe bruise to his throwing arm on the first offensive series and was unable to return until the fourth quarter. Backup QB Marty Domres generated a second quarter score with a 5-yard TD toss to Glenn Doughty. The Colts trailed 14-10 after three quarters before Pittsburgh QB Terry Bradshaw scored on a 2-yard run midway through the final period. Steelers LB Andy Russell iced the victory in the final two minutes when he returned a Jones fumble 93 yards.

Baltimore	0	7	3	0	10
Pittsburgh	7	0	7	14	28

Pitts - Harris 8 run (Gerela kick)

Balt - Doughty 5 pass from Domres (Linhart kick)

Balt - FG Linhart 21

Pitts - Bleier 7 run (Gerela kick)

Pitts - Bradshaw 2 run (Gerela kick)

Pitts - Russell 93 fumble return (Gerela kick)

Passing

Balt - Jones (6-11-91), 0 TD, 0 Int. L-58

Domres (2-11-9), 1 TD, 2 Int. L-5

Pitts - Bradshaw (8-13-103), 0 TD, 2 Int. L-34

Rushing

Balt - Mitchell (26-63), Domres (4-17)

Pitts - Harris (27-153), Bleier (12-28)

Receiving

Balt - Mitchell (4-20), Doughty (2-63)

Pitts - Lewis (3-65), Swann (2-15)



INDIANAPOLIS COLTS ALPHABETICAL ROSTER – TRAINING CAMP 1997

No.	NAME	POS.	HT.	WT.	NFL EXP.	BIRTHDATE	COLLEGE
51	ALBERTS, TREV	LB	6-4	245	4	8/ 8/70	NEBRASKA
50	ALEXANDER, ELIJAH	LB	6-2	237	6	8/ 2/70	KANSAS STATE
75	AUZENNE, TROY	OT	5-10	305	6	6/26/69	CALIFORNIA
80	BAILEY AARON	WR	5-10	185	4	10/24/71	LOUISVILLE
83	BANTA, BRADFORD	TE	6-5	260	4	12/14/70	SOUTHERN CALIFORNIA
12	BELL, KERWIN	DB	6-3	210	4	6/15/65	FLORIDA
29	BELSER, JASON	DB	5-9	188	6	5/28/70	OKLAHOMA
56	BENNETT, TONY	LB	6-2	250	8	7/ 1/67	MISSISSIPPI
57	BERRY, BERT	LB	6-3	248	R	8/15/75	MOTRE DAME
25	BLACKMON, ROBERT	DB	6-0	208	8	5/12/67	BAYLOR
14	BLANCHARD, CARY	K	6-1	227	5	11/ 5/68	OKLAHOMA STATE
53	BURROUGHS, SAMMIE	LB	6-0	227	2	6/21/73	PORTLAND STATE
47	CLARK, RICO	DB	5-10	185	R	6/ 6/74	LOUISVILLE
76	COLLINS, RON	OL	6-5	285	1	9/30/71	FRESNO STATE
55	CORYATT, OQUENTIN	LB	6-3	250	6	8/ 1/70	TEXAS A&M
32	CROCKETT, ZACK	DB	6-0	227	3	12/ 2/72	FLORIDA STATE
38	DANIEL, EUGENE	DB	5-11	178	14	5/ 4/61	LOUISIANA STATE
1	DANIELS, JUAN	WR	6-4	210	R	12/10/73	GEORGIA
87	DAWKINS, SEAN	WR	6-4	215	5	2/ 3/71	CALIFORNIA
85	DILGER, KEN	TE	6-5	259	3	2/ 2/71	ILLINOIS
15	DOERING, CHRIS	WR	6-4	195	1	5/19/73	FLORIDA
49	DREXLER, DARREN	TE	6-5	252	R	11/26/73	NORTHWESTERN
28	FAULK, MARSHALL	RB	5-10	211	4	2/28/73	SAN DIEGO STATE
99	FONTENOT, AL	DE	6-4	287	5	9/17/70	BAYLOR
98	FOOTMAN, DAN	DL	6-5	290	5	1/13/69	FLORIDA STATE
3	GAGLIAMO, MARK	P	6-2	203	R	5/ 8/74	SOUTHERN ILLINOIS
17	GARDOCKI, CHRIS	K	6-1	200	7	2/ 7/70	CLEMSON
78	GLENW, TARIK	OT	6-5	335	R	5/25/76	CALIFORNIA
59	GRANT, STEPHEN	LB	6-0	244	6	12/23/69	WEST VIRGINIA
26	GRAY, CARLTON	DB	6-0	200	5	6/26/71	UCLA
30	GRAY, DERWIN	DB	5-11	210	5	4/ 9/71	BRIGHTMAN YOUNG
33	GROCE, CLIF	RB	6-3	245	2	7/30/72	TEXAS A&M
4	HARBAUGH, JIM	DB	6-3	215	11	12/23/63	MICHIGAN
66	HARDIN, STEVE	OL	6-7	338	2	12/30/71	OREGON
88	HARRISON, MARVIN	WR	6-0	181	2	8/25/72	SYRACUSE
96	HAYNES, GARY	DT	6-0	308	R	4/23/74	HOUSTON
44	HEATHERINGTON, CHRIS	RB	6-3	236	2	11/27/72	YALE
13	HOLCOMB, KELLY	DB	6-2	212	1	7/ 9/73	MIDDLE TENNESSEE STATE
18	JACQUET, MATE	WR	6-0	173	R	9/ 2/75	SAN DIEGO STATE
62	JOHNSON, ELLIS	DE/TE	6-2	292	3	10/30/73	FLORIDA
60	JOHNSON, JASON	C	6-3	281	R	2/ 6/74	KANSAS STATE
39	JONES, RICHARD	DB	5-9	183	2	8/ 4/73	TEXAS A&I
11	JUSTIN, PAUL	DB	6-4	211	3	5/19/68	ARIZONA STATE
74	KIDD, BRANNON	OG	6-3	295	R	8/19/73	SMU
2	LAMIER, TONY	WR	5-11	177	R	12/10/71	VIRGINIA STATE COLLEGE
58	LAMIER, TONY	C/G	6-3	290	6	6/18/69	COLORADO
43	LEEUWENBURG, JAY	DB	5-11	197	R	12/29/73	UTAH
65	MAHLUM, ERIC	OG	6-4	302	4	12/ 6/70	CALIFORNIA
65	MANDARICH, TONY	OT	6-5	324	6	9/23/66	MICHIGAN STATE
90	MARTIN, STEVE	DT	6-4	303	2	5/31/74	MISSOURI
67	MATHEWS, JASON	OT	6-5	304	4	2/ 9/71	TEXAS A&M
23	MATHIS, DEDRIC	DB	5-10	188	2	9/28/73	HOUSTON
61	McCOY, TONY	DT	6-0	282	6	9/26/69	FLORIDA
5	McGUIRE, KAIPD	WR	5-10	175	R	1/16/74	BRIGHTMAN YOUNG
40	McLEROY, RAY	DB	5-11	207	3	7/31/72	EASTERN ILLINOIS
41	McTYER, TIM	DB	5-11	181	R	12/14/75	BRIGHAM YOUNG
73	MEADOWS, ADAM	RB	6-5	292	R	1/25/74	GEORGIA
27	MICKENS, ARNOLD	OT	5-11	217	2	10/12/72	BUTLER
34	MONTGOMERY, MONTY	DB	5-11	189	R	12/ 8/73	HOUSTON
52	MORRISON, STEVE	LB	6-3	246	3	12/28/71	MICHIGAN
94	MOYER, JOHN	DL	6-3	265	R	2/24/75	EASTERN ILLINOIS
20	NEAL, LEON	RB	5-9	185	1	9/11/72	WASHINGTON
46	OSBORNE, DEE	LB	6-1	230	R	9/24/75	MIAMI (OHIO)
91	PICKETT, BOOKER	LB	6-1	242	R	8/ 7/74	MIAMI
81	POLLARD, MARCUS	TE	6-4	257	3	2/ 8/72	BRADLEY
42	POTTS, ROOSEVELT	RB	6-0	250	4	1/ 8/71	NORTHEAST LOUISIANA
92	POWELL, CARL	DE	6-3	265	R	1/ 4/74	LOUISVILLE
97	SHELLO, KENDEL	DL	6-3	301	2	11/24/73	SOUTHERN UNIVERSITY
84	SLUTZKER, SCOTT	TE	6-4	250	2	12/20/72	IOWA
45	SMITH, ALEX	WR	5-11	208	R	11/12/74	INDIANA
86	STABLEIN, BRIAN	WR	6-1	193	4	4/14/70	OHIO STATE
10	STOCK, MARK	WR	5-11	184	5	4/27/66	VMI
35	THOMAS, MALCOLM	RB	5-7	203	R	5/15/74	SYRACUSE
31	THOMPSON, CLARENCE	DB	6-1	192	R	1/ 5/75	KNOXVILLE COLLEGE
71	VICKERS, KIPP	OL	6-2	303	3	8/27/69	MIAMI
93	VON DER AHE, SCOTT	LB	5-11	242	R	10/12/75	ARIZONA STATE
48	WARD, PHILLIP	LB	6-2	235	R	11/11/74	UCLA
21	WARREN, LAMONT	RB	5-11	214	4	1/ 4/73	COLORADO
36	WATTS, DAMON	DB	5-10	190	4	4/ 8/72	INDIANA
72	WEST, DEREK	OT	6-8	312	3	3/28/72	COLORADO
68	WEST, LORENZO	DE	6-3	257	R	5/ 5/73	EAST CAROLINA
95	WHITTINGTON, BERNARD	DE	6-6	280	4	8/20/71	INDIANA
64	WIDELL, DOUG	OG	6-4	296	9	9/23/66	BOSTON COLLEGE
69	WILLIAMS, CLAY	OL	6-6	310	1	5/ 6/73	INDIANA
37	WILSON, ABU	RB	6-0	214	R	1/ 2/73	UTAH STATE

NUMERICAL ROSTER

1	JUAN DANIELS
2	TONY LANIER
3	MARK GAGLIANO
4	JIM HARBAUGH
5	KAIPD McGUIRE
10	MARK STOCK
11	PAUL JUSTIN
12	KERWIN BELL
13	KELLY HOLCOMB
14	CARY BLANCHARD
15	CHRIS DOERING
17	CHRIS GARDOCKI
18	MATE JACQUET
20	LEON NEAL
21	LAMONT WARREN
23	DEDRIC MATHIS
25	ROBERT BLACKMON
26	CARLTON GRAY
27	ARNOLD MICKENS
28	MARSHALL FAULK
29	JASON BELSER
30	DERWIN GRAY
31	CLARENCE THOMPSON
32	ZACK CROCKETT
33	CLIF GROCE
34	MONTY MONTGOMERY
35	MALCOLM THOMAS
36	DAMON WATTS
37	ABU WILSON
38	EUGENE DANIEL
39	RICHARD JONES
40	RAY McLEROY
41	TIM McTYER
42	ROOSEVELT POTTS
43	HAROLD LUSK
44	CHRIS HETHERINGTON
45	ALEX SMITH
46	DEE OSBORNE
47	RICO CLARK
48	PHILLIP WARD
49	ELIJAH ALEXANDER
50	DARREN DREXLER
51	TREV ALBERTS
52	STEVE MORRISON
53	SAMMIE BURROUGHS
55	OQUENTIN CORYATT
56	TONY BENNETT
57	BERT BERRY
58	JAY LEEUWENBURG
59	STEPHEN GRANT
60	JASON JOHNSON
61	TONY McCOY
62	ELLIS JOHNSON
64	DOUG WIDELL
65	ERIC MAHLUM
66	STEVE HARDIN
67	JASON MATHEWS
68	LORENZO WEST
69	CLAY WILLIAMS
71	KIPP VICKERS
72	DEREK WEST
73	ADAM MEADOWS
74	BRANNON KIDD
75	TROY AUZENNE
76	RON COLLINS
78	TARIK GLENN
79	TONY MANDARICH
80	AARON BAILEY
81	MARCUS POLLARD
83	BRADFORD BANTA
84	SCOTT SLUTZKER
85	KEN DILGER
86	BRIAN STABLEIN
87	SEAN DAWKINS
88	MARVIN HARRISON
89	STEVE MARTIN
91	BOOKER PICKETT
92	CARL POWELL
93	SCOTT VON DER AHE
94	JOHN MOYER
95	BERNARD WHITTINGTON
96	GARY HAYNES
97	KENDEL SHELLO
98	DAN FOOTMAN
99	AL FONTENOT



CHAMPIONSHIP GAMES

AFC PLAYOFF – DEC. 19, 1976 BALTIMORE MEMORIAL STADIUM

PITTSBURGH 40, BALTIMORE 14 – Attendance 60,020. The Colts were playing "catch-up" ball all afternoon as the Steelers struck early and often. On the third play of the game, Pittsburgh stunned the Colts defense with a 76-yard TD bomb from Terry Bradshaw to Frank Lewis. Baltimore countered with a first quarter Bert Jones TD pass to Roger Carr covering 17 yards but it would be the Colts only score until the final period. A 60-yard kickoff return by Theo Bell and a 50-yard Franco Harris run were key plays in building the Steelers' 26-7 half-time lead. The Pittsburgh offense amassed 526 total yards as Bradshaw threw for 264 and Harris picked up 132 on the ground.

Pittsburgh	9	17	0	14	40
Baltimore	7	0	0	7	14

Pitts – Lewis 76 pass from Bradshaw (kick failed)

Pitts – FG Gerela 45

Balt – Carr 17 pass from Jones (Linhart kick)

Pitts – Harrison 1 run (Gerela kick)

Pitts – Swann 29 pass from Bradshaw (Gerela kick)

Pitts – FG Gerela 25

Pitts – Swann 11 pass from Bradshaw (Gerela kick)

Balt – Leaks 1 run (Linhart kick)

Pitts – Harrison 10 run (Mansfield kick)

Passing

Balt – Jones (11-25-144), 1 TD, 2 Int. L-25

Pitts – Bradshaw (14-18-264), 3 TDs, 0 Int. L-76

Rushing

Balt – Mitchell (16-55), Leaks (4-12)

Pitts – Harris (18-132), Fuqua (11-54),

Harrison (10-40)

Receiving

Balt – Mitchell (5-42), Chester (3-42), Carr (2-35)

Pitts – Swann (5-77), Harrison (4-37),

Lewis (2-103)

AFC PLAYOFF – DEC. 24, 1977 BALTIMORE MEMORIAL STADIUM

OAKLAND 37, BALTIMORE 31 – Attendance 60,763. In one of the longest football games ever played, the Colts and Raiders needed six quarters to decide their AFC playoff game. An Errol Mann 22 yard FG with only 26 seconds left in regulation tied the game at 31. After a scoreless fifth quarter, Oakland ended the game when Ken Stabler hit TE Dave Casper for a 10 yard score. The lead changed hands nine times throughout the game. The Colts had some outstanding individual efforts in all facets of the game. Ron Lee came off the bench to rush for 46 yards on 11 carries and two TDs. Bruce Laird intercepted two passes and returned one 61 yards for a TD. Marshall Johnson raced 87 yards with a kickoff for a score.

Oakland	7	0	14	10	0	6	37
Baltimore	0	10	7	14	0	0	31

Oak – Davis 30 run (Mann kick)

Balt – Laird 61 int. ret. (Linhart kick)

Balt – FG Linhart 36

Oak – Casper 8 pass from Stabler (Mann kick)

Balt – Johnson 87 KO ret. (Linhart kick)

Oak – Casper 10 pass from Stabler (Mann kick)

Balt – Lee 1 run (Linhart kick)

Oak – Banaszak 1 run (Mann kick)

Balt – Lee 13 run (Linhart kick)

Oak – FG Mann 22

Oak – Casper 10 pass from Stabler (no PAT)

Passing

Balt – Jones (12-26-164), 0 TD, 0 Int. L-30

Oak – Stabler (21-40-345), 3 TD, 2 Int. L-42

Rushing

Balt – Mitchell (23-67), Lee (11-46),

Leaks (8-35)

Oak – Van Eeghen (19-76), Davis (16-48),

Banaszak (11-37)

Receiving

Balt – Mitchell (3-39), Scott (2-45), Lee (2-22)

Oak – Biletnikoff (7-88), Branch (6-113),

Casper (4-70)

AFC PLAYOFF – JAN. 9, 1988 CLEVELAND STADIUM

CLEVELAND 38, INDIANAPOLIS 21 – Attendance 79,838. The Colts and Browns traded first half touchdowns before Cleveland seized control with 17 unanswered second-half points on the way to a 38-21 win. Cleveland held a slight edge 404-315 in net yards, and held running back Eric Dickerson to 50 yards on 15 rushes. Quarterback Bernie Kosar was 20 of 31 for 229 yards and three scores, while quarterback Jack Trudeau hit 21 of 33 tosses for 251 yards and two touchdowns.

Indianapolis	7	7	0	7	21
Cleveland	7	7	7	17	38

Cleve – Byner 10 pass from Kosar (Bahr kick)

Ind – Beach 2 pass from Trudeau (Biasucci kick)

Cleve – Langhorne 39 pass from Kosar (Bahr kick)

Ind – Dickerson 19 pass from Trudeau

(Biasucci kick)

Cleve – Byner 2 run (Bahr kick)

Cleve – Bahr FG 22

Cleve – Brennan 2 pass from Kosar (Bahr kick)

Ind – Bentley 1 run (Biasucci kick)

Cleve – Minnifield 48 interception return (Bahr kick)

Passing

Ind – Trudeau (21-33-251), 2 TDs, 1 Int. L-29

Cleve – Kosar (20-31-229), 3 TDs, 1 Int. L-39

Rushing

Ind – Dickerson (15-50), Bentley (4-9)

Cleve – Byner (23-122), Mack (6-38)

Receiving

Ind – Dickerson (7-65), Brooks (5-78),

Bentley (4-47), Bouza (2-24), Beach (2-6)

Cleve – Newsome (4-65), Byner (4-36),

Brennan (3-25), Mack (3-17),

Fontenot (2-20), Langhorne (1-39)

CHAMPIONSHIP GAMES

AFC WILDCARD - DEC. 31, 1995 SAN DIEGO JACK MURPHY STADIUM

INDIANAPOLIS 35, SAN DIEGO 20 - Attendance 61,182. The Colts posted their first playoff win since 1971 as QB-Jim Harbaugh tossed two scoring passes and ran for a touchdown, while rookie RB-Zack Crockett set a club playoff rushing mark with 147 yards on 13 carries. The Colts made the sixth lead change of the game stand when Harbaugh hit WR-Sean Dawkins on a 42t pass late in the third quarter. Crockett, who tallied on a 33t first-half rush, burst a 66t dash in the final quarter to decide the outcome. The Colts intercepted QB-Stan Humphries four times. Crockett was one of 12 Colts not born when the team last won a playoff game.

Indianapolis	0	14	7	14	35
San Diego	3	7	7	3	20

SD - Carney 54 FG

Ind - Dilger 2 pass from Harbaugh (Blanchard kick)

SD - Pupunu 6 pass from Humphries (Carney kick)

Ind - Crockett 33 run (Blanchard kick)

SD - Jefferson 11 pass from Humphries (Carney kick)

Ind - Dawkins 42 pass from Harbaugh (Blanchard kick)

SD - Carney 30 FG

Ind - Crockett 66 run (Blanchard kick)

Ind - Harbaugh 3 run (Blanchard kick)

Passing

Ind - Harbaugh (16-27-175), 2 TDs, 1 Int., LG-42t

SD - Humphries (23-47-292), 2 TDs, 4 Int., LG-26

Rushing

Ind - Crockett (13-147), Faulk (1-16),

Harbaugh (5-10), Warren (10-5)

SD - Hayden (18-80), Humphries (4-32),

Fletcher (3-23), Means (6-11)

Receiving

Ind - Turner (5-64), Warren (4-45), Dawkins (2-49)

Crockett (2-10), Dilger (2-9)

SD - Harmon (10-133), Martin (3-39), Jefferson

(3-33), Pupunu (3-26)

AFC PLAYOFF - JAN. 7, 1996 ARROWHEAD STADIUM

INDIANAPOLIS 10, KANSAS CITY 7 - Attendance 77,594. The Colts topped the AFC top-seeded Chiefs, 10-7, when K-Lin Elliott's 42-yard field goal was wide left with :37 remaining. QB-Jim Harbaugh guided the club on a marathon 18-play, 77-yard second-quarter march to tie the contest with a 5t toss to WR-Floyd Turner. The Colts pirated three Kansas City passes, one by DB-Ashley Ambrose that set up a 30-yard K-Cary Blanchard third-quarter field goal. Fourth-quarter interceptions by LB-Quentin Coryatt and DB-Eugene Daniel helped spoil the Chiefs' 8-0 home mark. The game was played in 11-degree weather with a wind chill of -9 degrees. The win tied Ted Marchibroda with Don Shula as the winningest head coach in club history.

Indianapolis	0	7	3	0	10
Kansas City	7	0	0	0	7

KC - Dawson 20 pass from Bono (Elliott kick)

Ind - Turner 5 pass from Harbaugh (Blanchard kick)

Ind - Blanchard 30 FG

Passing

Ind - Harbaugh (12-27-112), 1 TD, 1 Int., LG-24

KC - Bono (11-25-122), 1 TD, 3 Int., LG-25

Rushing

Ind - Warren (20-76), Harbaugh (9-48),

Crockett (6-12), Humphrey (4-11)

KC - Allen (21-94), Gannon (2-19), Anders (5-16)

Receiving

Ind - Dawkins (4-37), Bailey (2-37), Warren (2-18),

Turner (2-15), Crockett (2-5)

KC - Anders (7-44), Dawson (4-70), Allen (2-21),

Slaughter (2-10)

AFC CHAMPIONSHIP - JAN. 14, 1996 THREE RIVERS STADIUM

PITTSBURGH 20, INDIANAPOLIS 16 - Attendance 61,062. In one of the most compelling AFC Championship Games, the Colts' title bid ended when a QB-Jim Harbaugh desperation end zone pass at the gun eluded the grasp of WR-Aaron Bailey. The game stood 13-9 in Pittsburgh's favor in the final quarter when Harbaugh hit WR-Floyd Turner on a 47t strike with 8:46 to go. Unable to run out the clock, the Colts punted to Pittsburgh with 3:03 remaining. QB-Neil O'Donnell teamed with WR-Ernie Mills on a 37-yard pass to the Colts' one, where RB-Barn Morris tallied with 1:34 left. Harbaugh marched the Colts from their 15 to the Steelers' 29 with :05 left before his final pass fell incomplete.

Indianapolis	3	3	3	7	16
Pittsburgh	3	7	3	7	20

Ind - Blanchard 34 FG

Pitts - Johnson 31 FG

Ind - Blanchard 36 FG

Pitts - Stewart 5 pass from O'Donnell (Johnson kick)

Colts - Blanchard 37 FG

Pitts - Johnson 36 FG

Ind - Turner 47 pass from Harbaugh (Blanchard kick)

Pitts - Morris 1 run (Johnson kick)

Passing

Ind - Harbaugh (21-33-267), 1 TD, 0 Int., LG-47t

Pitts - O'Donnell (25-41-205), 1 TD, 1 Int., LG-37

Rushing

Ind - Warren (15-53), Harbaugh (6-39),

Crockett (1-2)

Pitts - Pegram (10-46), Stewart (4-12),

Morris (7-9)

Receiving

Ind - Dawkins (7-96), Warren (7-37),

Turner (2-55), Crockett (2-22)

Pitts - Thigpen (6-65), Williams (4-21),

Morris (4-11), Mills (3-52), Hastings (3-2)

For 1996 Playoff Game Summary see page 96.

ALUMNI

The following compilation of Colts alumni includes every player who has ever appeared in a Colts uniform during a regular season National Football League game since 1953. Errors will be corrected if documented. Asterisk (*) denotes players and coaches who were on Colts World Championship teams. The numbers following college listings are jersey numbers. The numbers at the end of the column are seasons played.

Coaches

Ahrens, Dave—Wisconsin	1991	Marchbroda, Ted—St. Bona.	1975-79, 92-95
Armsparger, Bill—Miami (O)	1964-69	Marshall, John—Washington	1986-88
*Ball, Herman—Davis-Elkins	1956-62	Matthews, Billie—Southern	1985-86
Batta, Tom—Kent State	1994-96	*McCafferty, Don—Ohio State	1959-72
Baughan, Maxie—Georgia Tech	1975-79	McCormack, Mike—Kansas	1980-81
Becker, John—Cal State-Northridge	1985-88	McCulley, Pete—Louisiana Tech	1973-76
*Bieliski, Dick—Maryland	1964-72, 77-81	Meyer, Ron—Purdue	1986-91
Blache, Greg—Notre Dame	1994-96	Miller, Red—Western Illinois	1971-72
Blackledge, Ron—Bowling Green	1992-96	Molesworth, Keith—Monmouth	1953
Boutselis, George—North Carolina	1975-81	Muir, Bill—Susquehanna	1989-91
*Boyd, Bob—Oklahoma	1969-72, 81	Murphy, Russ—Davidson	1954
Bratkowski, Zeke—Georgia	1982-84	Mutscheller, Jim—Notre Dame	1963
Bresnahan, Chuck—Navy	1996	Myers, Chip—NW Oklahoma	1985-88
*Bridgers, John—Auburn	1957-58	Nicolau, Nick—S. Connecticut	1992-94
Briner, Greg—Cal Western	1989	Noll, Chuck—Dayton	1966-67
Brune, Fred—Ohio State	1993-96	Painter, Dwain—Rutgers	1992-93
*Bullough, Hank—Michigan State	1970-72	Peay, Francis—Missouri	1992-93
Burnett, Leon—SW Kansas	1987-91	Pellington, Bill—Rutgers	1963
Callahan, Ray—Kentucky	1973	Powers, Clyde—Oklahoma	1980
Carson, Bud—N. Carolina	1982	Richards, Ray—Nebraska	1953
Catavolos, George—Purdue	1984-93	Robertson, Jay—Northwestern	1992-93
Croom, Sylvester—Alabama	1991	Robinson, Jimmy—Georgia Tech	1994-96
Cumiskey, Frank—Ohio State	1954-56	Rowen, Keith—Stanford	1985-88
Cunningham, Gunther—Oregon	1982-84	*Rymkus, Lou—Notre Dame	1970
Davis, Charles—UCLA	1996	*Sandusky, John—Villanova	1959-72
Doll, Don—USC	1974	Scarnecchia, Dante—Cal Western	1989-90
Douglas, Otis—Wm. & Mary	1953	Schnellenberger, Howard—Kentucky	1973-74
Dovell, Whitey—Maryland	1975-78	Seely, Brad—South Dakota State	1989-93
Dowhower, Rod—San Diego State	1985-86	Sefcik, George—Notre Dame	1973
*Ewbank, Weeb—Miami (O)	1954-62	*Shaw, Bob—Ohio State	1957-58
Franklin, Bobby—Mississippi	1973	Shula, Don—John Carroll	1963-69
Furness, Steve—Rhode Island	1991	Sidwell, Steve—Colorado	1985
Geis, Wayne—Lock Haven	1996	Smith, Jerry—Wisconsin	1974-76
Gibbs, Alex—Davidson	1992	Symank, John—Florida	1979-81
Hawkins, Ralph—Maryland	1978	Szymanski, Dick—Notre Dame	1974
Hill, George—Denison	1985-88	Theeder, Roger—W. Michigan	1982-84
Huey, Gene—Wyoming	1992-96	Thomas, Joe—Ohio Northern	1954, 74
Hughes, Tom—Purdue	1955	Thomas, Pat—Texas A&M	1994-96
Hunter, Hal—Pittsburgh	1982-84	Tobin, Vince—Missouri	1994-95
*Idzik, John—Maryland	1970-72, 80-81	Valesente, Bob—Ithaca	1982-83
Infante, Lindy—Florida	1995-96	Venturi, Rick—Northwestern	1982-93
Jackson, Mill—Tulsa	1989-91	Voris, Dick—San Jose State	1973
Johnson, Jim—Missouri	1994-96	Wasylik, Nick—Ohio State	1953
Kennan, Larry—LaVerne	1989-90	Weber, Chuck—West Chester State	1980-81
Khayat, Ed—Tulane	1977-81	Westhoff, Mike—Wichita State	1982-84
Kuhlmann, Hank—Missouri	1994-96	Wietecha, Ray—Northwestern	1980-81
Kush, Frank—Michigan State	1982-84	*Winner, Charlie—Washington	1954-65
Lauterbur, Frank—Mt. Union	1955-56, 74-77	Young, George—Bucknell	1970, 73
Lovat, Tom—Utah	1985-88	Zupancic, Tom—Indiana Central	1984-96
Manni, Richard—Arizona State	1982-84	Zwahlen, Ernie—Oregon St.	1979
Marchetti, Gino—USF	1963		

Players

Abramowitz, Sid (T) Tulsa	69/74	83, 87	Bailey, Elmer (WR) Minnesota	87	82
Achica, George (NT) USC	62	85	Bailey, Jim (DT) Kansas	65/79	70-74
Agase, Alex (G) Illinois	62	53	Baker, Ron (OG) Oklahoma St.	60	78-79
Agee, Mel (DE) Illinois	90	91-92	Baker, Shannon (WR) Florida St.	84	93-94
Ahrens, Dave (LB) Wisconsin	57	85-87	Baldinger, Brian (OT) Duke	62	88-91
Alberts, Trev (LB) Nebraska	51	94-96	Baldinger, Gary (DL) Wake Forest	94	90
Allegre, Raul (K) Texas	2	83-85	Baldischwiler, Karl (T) Oklahoma	72	83, 85-86
Allen, Gerald (B) Omaha	44	66	Baldwin, Bob (B) Clemson	34	66-67
Alexander, Elijah (LB) Kansas State	50	96	Ball, Michael (DB) Southern	31	88-93
Alley, Don (F) Adams St.	29	67	*Ball, Sam (T) Kentucky	73	66-70
Alston, Mack (TE) UMES	83	77-80	Ballage, Pat (S) Notre Dame	26/40	86-87
Alston, O'Brien (LB) Maryland	97	88-89	Ballard, Quinton (NT) Elon	97	83
Ambrose, Ashley (DB) Ms. Val. St.	33	92-95	Banes, Joey (OL) Houston	65	90
*Ameche, Alan (B) Wisconsin	35	55-60	Banks, Chip (LB) USC	51	89-92
Amman, Richard (DE) Florida St.	73	72-73	Banks, Chuck (RB) WV Tech	37	87
Anderson, Don (DB) Purdue	36	85	Banks, Roy (WR) E. Illinois	86	87-88
Anderson, Kim (DB) Arizona St.	26	80-84	Banta, Bradford (TE) USC	83	94-96
Anderson, Larry (DB) La. Tech	30	82-84	Barnes, Ernie (NT) Miss. St.	95	83
Anderson, Willie (WR) UCLA	84	95	Barnes, Mike (DE) Miami (Fla.)	63	73-81
Andrews, John (TE) Indiana	36/88	73-74	Barwegen, Dick (G) Purdue	61	53-54
Arbuckle, Charles (TE) UCLA	81	92-94	Baylor, John (DB) Sou. Miss.	36	89-93
Armstrong, Harvey (NT) SMU	79	86-90	Baylor, Tim (DB) Morgan State	47	76-78
Atkinson, Jess (K) Maryland	14	88	Beach, Pat (TE) Wash. St.	81	82-83, 85-91
Austin, Ocie (DB) Utah St.	37	68-69	Bell, Kerwin (QB) Florida	12	96
Auzenne, Troy (OT) California	75	96	Bell, Mark (DE) Colorado State	48/90	83-84
Averno, Sisto (G) Muhlenberg	60	53-54	Bellini, Mark (WR) BYU	87	87-88
Bailey, Aaron (WR) Louisville	80	94-96			
Bailey, Don (C) Miami	61	84-85			

ALUMNI

Belser, Jason (DB) Oklahoma	29	92-96	Cook, Fred (DE) So. Mississippi	72	74-80
Benhart, Eugene (QB) W. Illinois	18	90	*Cooke, Ed (E) Maryland	85	59
Benjamin, Bill (LB) San Jose St.	54	87	Cooks, Johnnie (LB) Miss. St.	98	82-88
Bennett, Tony (LB) Mississippi	56	94-96	Coryatt, Quentin (LB) Texas A&M	55	92-96
Benson, Mitchell (DL) TCU	95	89-90	Coutre, Larry (B) Notre Dame	24	53
Bentley, Albert (RB) Miami (Fla.)	20	85-91	Covington, John (DB) Notre Dame	39	94
Berra, Tim (WR) Massachusetts	84	74	Cox, Aaron (WR) Arizona State	80	93
*Berry, Raymond (E) SMU	82	55-67	Craddock, Nate (RB) Parsons	32	63
Bertuca, Tony (LB) Cal-St. Chico	51	74	Cribbs, Joe (RB) Auburn	30	88
Beutler, Tom (LB) Toledo	53	71	Criswell, Jeff (OG) Graceland	62	87
Biasucci, Dean (K) W. Carolina	4/5	84, 86-94	Crockett, Zack (RB) Florida State	32	96
Bickett, Duane (LB) USC	50	85-93	Crosby, Cleveland (DE) Arizona	73	82
Bielski, Dick (E) Maryland	31	62-63	Crouch, Terry (OG) Oklahoma	75	82
Bighead, Jack (E) Pepperdine	80	54	Culver, Rodney (RB) Notre Dame	35	92-93
Blackwood, Lyle (S) TSU	44	77-80	Cunningham, Pat (OL) Texas A&M	72	90
Blados, Brian (OL) N. Carolina	63	91	Cuzzo, Gary (QB) Virginia	15	63-66
Blanchard, Cary (K) Oklahoma St.	14	96	*Curry, Bill (C) Georgia Tech	50	67-72
Blandin, Ernie (T) Tulane	41	53	Curry, Craig (DB) Texas	45	87
Bleick, Tom (B) Georgia Tech	25	66	Curry, Shane (DL) Miami	91	91
Blue, Forrest (C) Auburn	50	75-78	*Curtis, Mike (LB) Duke	32	65-75
Boggs, Mark (OT) Ball State	60	87	*Curtis, Tom (DB) Michigan	25	70-71
Bouza, Matt (WR) California	85/87	82-89	Daniel, Eugene (CB) LSU	38	84-96
Boyd, Bob (DB) Oklahoma	40	60-68	Daniel, Kenny (S) San Jose St.	23	86-87
Boyer, Mark (TE) USC	84	85-89	Darby, Byron (NT) USC	72	87-88
*Braase, Ordell (DE) S. Dakota	81	57-68	Davidson, Cotton (QB)		
Bracelin, Greg (LB) California	52	82-84	Baylor	18/19/21	54, 57
Brady, Kerry (K) Hawaii	9	88	Davis, Lee (DB) Mississippi	28	87
Bragg, Mike (P) Richmond	4	80	*Davis, Milt (DB) UCLA	20	57-60
Brandes, John (TE) Cameron	88	87-89	Davis, Norman (C) Grambling	63	67
Brandon, Michael (DE) Florida	99	93	Davis, Preston (GB) Baylor	27	84-86
Brazier, Larry (DB) USC	47	79-81	Davis, Ted (LB) Georgia Tech	35	64-66
Brethauer, Monte (E) Oregon	80/86/88	53-55	Davis, Travis (WR) Michigan St.	95	91
Brewer, Dewell (RB) Oklahoma	26	94	Davis, Wendell (WR) LSU	10	95
Bronson, Ben (WR) Baylor	18	95	Dawkins, Sean (WR) California	87	93-96
Brooks, Bill (WR) Boston U.	80	86-92	*DeCarlo, Art (E) Georgia	21/23	57-60
Brotzki, Bob (OT) Syracuse	74	86-88	Dee, Donnie (TE) Tulsa	48	88-89
Broughton, Willie (NT) Miami	68	85-86	Delaney, Jeff (S) Pittsburgh	34	82
Brown, Barry (E) Florida	36	66-67	DelBello, Jack (B) Miami (Fla.)	19	53
Brown, Ed (QB) USF	14	65	Dent, Richard (DE) Tenn. State	96	96
Brown, Gordon (RB) Tulsa	42	87	DeRoo, Brian (WR) Redlands U.	87	79-81
*Brown, Ray (DB) Mississippi	17	58-60	Dickel, Dan (LB) Iowa	55	74-77
Brown, Timmy (RB) Ball State	2	68	Dickerson, Eric (RB) SMU	29	87-91
Bryan, Walter (B) Texas Tech	21	55	Dickey, Curtis (RB) Texas A&M	27/33	80-85
Bryant, Steve (WR) Purdue	80	87	Diehl, John (T) Virginia	78	61-64
Buchanan, Ray (DB) Louisville	34	93-96	Dilger, Ken (TE) Illinois	85	96
*Bulaich, Norm (RB) TCU	36	70-72	Dilts, Bucky (P) Georgia	10	79
Bulluck, Brian (LB) NC State	57	87	Dixon, Randy (OT) Pittsburgh	69	87-95
Burke, Randy (WR) Kentucky	84	78-81	Dixon, Titus (WR) Troy State	87	89
Burkett, Jack (LB) Auburn	55	61-66	Dixon, Zachary (RB) Temple	31	80-82
Burfelson, Jason (TE) Texas	49	93	Doering, Chris (WR) Florida	15	96
Burroughs, James (CB) Mich. St.	45	82-84	Dormes, Marty (QB) Columbia	14	72-75
Burroughs, Sammie (LB) Port. St.	53	96	Donaldson, Ray (C) Georgia	53	80-92
Butcher, Paul (LB) Wayne St.	53	93-94	*Donovan, Art (DT) Boston College	70	53-61
Butler, Ray (WR) USC	80	80-85	Doughty, Glenn (WR) Michigan	35	72-79
*Call, Jack (C) Colgate	25	57-58	Drougas, Tom (T) Oregon	74	72-73
Call, Kevin (OT) Colorado St.	71/72	84-93	*Duncan, James (DB) Md. St.	35	69-71
Campanella, Joe (T) Ohio St.	73	53-57	Dunlap, Len (DB) N. Tex. St.	46	71
Campbell, John (LB) Minnesota	55	69	Dunn, Perry Lee (RB) Mississippi	31	69
Cannon, Mark (C) Texas-Arlington	58	91	*Dupre, L. G. (RB) Baylor	45	55-59
Capers, Wayne (WR) Kansas	87	85-86	Durham, Steve (DE) Clemson	72	82
Caron, Roger (OT) Harvard	67/74	85-86	Dutton, John (DE) Nebraska	78	74-78
Carr, Roger (WR) Louisiana Tech	81	74-81	Ecklund, Brad (C) Oregon	50	53
Carthens, Milt (OT) Michigan	68	87	Edmunds, Randy (LB) Ga. Tech	52	72
Carthon, Maurice (RB) Ark. St.	44	92	Edwards, Dan (E) Georgia	82	53-54
Carver, Melvin (RB) UNLV	30	87	Eggers, Doug (LB) S. Dakota St.	67	54-57
Cash, Kerry (TE) Texas	88	91-94	Ehrmann, Joe (DT) Syracuse	76	73-80
Chandler, Chris (QB) Washington	17	88-89	Eisenhooth, Stan (OL) Towson St.	67	89
Chatman, Ricky (LB) LSU	52	87	Ekern, Andy (OT) Missouri	79	84
Cheatham, Ernie (T) Loyola LA	66	54	Elko, Bill (NT) LSU	96	87
Cherry, Stan (LB) Morgan State	59	73	Embree, Mel (E) Pepperdine	85	53
Chester, Raymond (TE)			Ermtnan, Steve (DT) Wash.	79/90	92-94
Morgan State	87	73-77	Enke, Fred (QB) Arizona	17	53-54
Cheyunski, Jim (LB) Syracuse	59	75-76	Erickson, Craig (DB) Miami	7	95
Chorovich, Dick (T) Miami (O)	78	55-56	Etheredge, Carlos (TE) Miami	81	94
Clancy, Sam (DL) Pittsburgh	76	89-93	Faulk, Marshall (RB) San Diego St.	28	94-96
Clark, Ken (RB) Nebraska	32	90-92	Faulkner, Jeff (DL) Southern	94	90-96
Clarks, Conrad (DB) NE Louisiana	35	95	Feagin, Wiley (G) Houston	61	61-62
Clemens, Bob (B) Pittsburgh	48	62	Feamster, Tom (T) Florida St.	79	56
Clinkscale, Dextor (S) S.C. State	47	86	Feasel, Grant (C) Abilene Christian	50	83-84
Cofer, Mike (K) N.C. State	3	95	Federspiel, Joe (LB) Kentucky	50	81
Cogdill, Gail (E) Washington St.	80	68	Felts, Bob (B) Florida A&M	47	65
Cole, Terry (RB) Indiana	34	68-69	Ferguson, Joe (QB) Arkansas	12	90
Coleman, Leonard (DB)			Fernandes, Ron (DE) Eastern Mich.	73	76-79
Vanderbilt	31/47	85-87	Fields, Greg (DE) Grambling	79	79-80
Coley, James (TE) Clemson	87	91	Fields, Jitter (DB) Texas	29	87
Collett, Elmer (G) SF State	66	73-77	Figaro, Cedric (LB) Notre Dame	58	91
Colquitt, Craig (P) Tennessee	5	87	Finnin, Tom (DT) Detroit	77	53-56
Colteryahn, Lloyd (E) Maryland	87	54-56	Flowers, Bernie (E) Purdue	81	56
Conjar, Jim (T) Houston	67/75	60-63	Flowers, Dick (B) Northwestern	18	53
Conjar, Larry (B) Notre Dame	48	69-70	Foley, Tim (DT) Notre Dame	78	81
Conlin, Chris (OL) Penn State	66	90-91	Foote, Chris (C) USC	66	80-81
			Franklin, Cleveland (RB) Baylor	28	81-82

ALUMNI

Franklin, Willie (WR) Oklahoma	30	72	Howe, Garry (DT) Colorado	72	94
Frazier, Derrick (DB) Texas A&M	31	96	Hudson, Nat (OG) Georgia	63	82
Fultz, Mike (DT) Nebraska	72/92	81	Huff, Ken (G) N. Carolina	62	75-82
Gagliano, Bob (QB) Utah State	11	88	Huffman, Darvell (WR) Boston U.	85	91
Gambol, Chris (DT) Iowa	74	88	Hugasian, Harry (B) Stanford	31	55
Ganas, Rusty (DT) S. Carolina	73	71	Humiston, Mike (LB) Weber St.	57	81-82, 84
*Gardin, Ron (DB) Arizona	30	70-71	Humm, David (QB) Nebraska	10/11	81-82
Gardner, Ellis (OL) Georgia Tech.	65	84	Humphrey, Ronald (RB) Ms. V. St.	25	94-95
Gardocki, Chris (P) Clemson	17	95-96	Humphries, Leonard (DB) Penn St.	23	94
Garrett, Mike (P) Georgia	9	81	Hunley, LaMonte (LB) Arizona	56	85-86
Garry, Ben (RB) So. Mississippi	29	79-80	Hunt, George (K) Tennessee	10	73
Gaubatz, Dennis (LB) LSU	53	65-69	Hunter, Ivy Joe (RB) Kentucky	45	89-90
George, Ed (T) Wake Forest	73	75	Hunter, James (NT) USC	92	82
George, Jeff (QB) Illinois	11	90-93	Huzvar, John (RB) Pittsburgh	30/38	53-54
Giannetti, Frank (DL) Penn State	65	91	Hyde, Glenn (OT) Pittsburgh	65	82
Gilburg, Tom (T) Syracuse	73	61-65	Jackson, Ken (G) Texas	74	53-57
Gill, Owen (RB) Iowa	44	85-86	Jackson, Marcus (DL) Purdue	76	87
Ginn, Hubert (RB) Florida A&M	27/39	73	Jackson, Mark (WR) Purdue	84	94
Glasgow, Nesby (DB) Washington	25	79-87	Jackson, Victor (DB) Bowie State	39	86
Glick, Gary (B) Colo. A&M	47	61	James, June (LB) Texas	58	87
Golsteyn, Jerry (QB) N. Illinois	12/15	79	James, Tommy (B) Ohio St.	42	56
Goode, Chris (DB) Alabama	37	87-93	Jarvis, Ralph (DL) Temple	93	90
*Goode, Tom (C) Mississippi St.	54	70	Jaworski, Matt (LB) Colgate	59	91
Grant, Alan (DB) Stanford	26	90-91	*Jefferson, Roy (WR) Utah	87	70
*Grant, Bob (LB) Wake Forest	51	68-70	Jenkins, Fletcher (DE) Washington	94	82
Grant, Stephen (LB) W. Virginia	59	92-96	Johnson, Anthony (RB) Notre Dame	23	90-93
Graves, Marsharne (OT) Arizona	61	87	*Johnson, Cornelius (G) Va. Union	61	68-72
Gray, Cecil (DL) North Carolina	75	93-94	Johnson, Ellis (DT) Florida	62	95-96
Gray, Derwin (DB) Brigham Young	30	93-96	Johnson, Ezra (DE) Morris Brown	90	88-89
Green, Anthony (DT) N. Carolina St.	91	81	Johnson, Gary Don (DT) Baylor	90	80
Gregory, Ken (E) Whittier	88	61	Johnson, Greg (DT) Florida State	79	77
Griffin, Wade (T) Mississippi	69	77-81	Johnson, Kelley (WR) Colorado	84	87
Griggs, Perry (KR) Troy State	28	77	Johnson, Marshall (WR) Hou.	29/80	75-80
Grimm, Dan (G) Colorado	67	69	Johnson, Wayne (QB) Georgia	18	89
Grimseys, Ed (LB) Akron	56	87	Jones, Bert (QB) LSU	7	73-81
Groce, Cliff (RB) Texas A&M	27/33	95-96	Jones, Brian (LB) Texas	56	91
Gross, Lee (C) Auburn	52	79	Jones, Bryant (DB) Toledo	33	87
Haines, John (DL) Texas	90	86	Jones, Joe (TE) Va. Tech.	81	87
Hall, Randy (CB) Idaho	33	74, 76	Jones, Mike (TE) Texas A&M	49	93
Hall, Steven (DB) Kentucky	35	96	Jones, Richard (DB) Texas A&I	39	96
Hamm, Bob (DE) Nev.-Reno	95	87	Jones, Ricky (LB) Tuskegee	51	80-83
Hancock, Kevin (LB) Baylor	51	87	Jordan, Steve (K) USC	6	87
Hand, Jon (DE) Alabama	78	86-94	Joseph, Vance (DB) Colorado	43	96
Harbaugh, Jim (QB) Michigan	4/12	94-96	*Joyce, Don (DE) Tulane	76/83	54-60
Harbour, James (WR) Mississippi	87	86	Justin, Paul (QB) Arizona State	11	95-96
Hardeman, Don (RB) Texas A&I	36	78-79	Justin, Sid (CB) Long Beach St.	44	82
Hardin, Steve (OL) Oregon	66	96	Kaczmarek, Mike (LB) Southern Ill.	52	73
Harness, Jim (B) Mississippi St.	20/41	56	Kafentzis, Mark (S) Hawaii	29	83-84
Harold, George (B) Allen	42	66-67	Kalmanir, Tom (B) Nevada	40	53
Harper, Shawn (OT) Indiana	75	95	Keane, Tom (DB) W. Virginia	21	53-54
Harris, Joe (LB) Georgia Tech	50	82	Kearse, Tim (WR) San Jose St.	85	87
Harris, Wendell (DB) LSU	26	62-65	Kellar, Scott (NT) N. Illinois	94	86-87
Harrison, Bob (B) Ohio U.	20	61	Kennedy, Jimmie (TE) Colorado St.	85	75-77
Harrison, Dwight (DB) Texas A&I	28	78-79	Kerkorian, Gary (QB) Stanford	18	54-56, 58
Harrison, Marvin (WR) Syracuse	88	96	Kern, Rex (DB) Ohio State	44	71-73
Hart, Jeff (T) Oregon State	68	79-83	Kiel, Blair (QB) Notre Dame	5	86-87
Hatchett, Derrick (CB) Texas	42	80-83	Kirchner, Bill (G) Maryland	64	62
Hathaway, Steve (LB) W. Virginia	58	84	Kirchner, Mark (OT) Baylor	63	84, 86
*Havrilak, Sam (B) Bucknell	17	69-73	Kirkland, Mike (QB) Arkansas	15	76-78
*Hawkins, Alex (B) S. Carolina	25	59-65, 67-68	Kirouac, Lou (T) Boston College	61	64
Hawthorne, Greg (TE) Baylor	83	87	Klecko, Joe (NT) Temple	73	88
Haymond, Alvin (DB) Southern U.	30	64-67	Knight, Steve (OL) Tennessee	63/73	87-88
Heffern, Shawn (OL) Notre Dame	79	87	Kofler, Matt (QB) San Diego State	12	85
Heimkreiter, Steve (LB) Notre Dame	58	80	Koman, Bill (G) North Carolina	65	56
Hemphill, Darryl (FS) W. Texas St.	27	82	Kostelnik, Ron (T) Cincinnati	65	69
*Hendricks, Ted (LB) Miami (Fla.)	83	69-73	Kovac, Ed (B) Cincinnati	43	60
Henry, Bernard (WR) Arizona St.	88	82-85	Krahl, Jim (DT) Texas Tech.	90	79-80
Henry, Steve (DB) Emporia State	44	81	Krauss, Barry (LB) Alabama	55	79-88
Hepburn, Lonnie (CB) Texas So.	43	71-72	*Krouse, Ray (DE) Maryland	78	58
Hermann, John (B) UCLA	20	56	Kunz, George (T) Notre Dame	75	75-77, 80
Herosian, Brian (S) Connecticut	29	73	La Fleur, Greg (TE) LSU	83	86
Herrmann, Mark (QB) Purdue	9	83-84, 90-92	Laird, Bruce (DB) American Intl.	40	72-81
Herrod, Jeff (LB) Mississippi	54	88-96	Landry, Greg (QB) Massachusetts	11	79-81
Hester, Jessie (WR) Florida State	84	90-93	Langas, Bob (E) Wayne	33	54
Hetherington, Chris (RB) Yale	44	96	Lange, Bill (G) Dayton	66	53
Hickman, Dallas (LB) California	57	81	Langhorne, Reggie (WR)		
Hicks, Dwight (S) Michigan	29	86	Elizabeth City State	85	92-93
Hilger, Rusty (QB) Oklahoma St.	7/12	90-91	LaPointe, Ron (TE) Penn State	85	80
*Hill, Jerry (RB) Wyoming	45	61, 63-70	Larson, Kurt (LB) Michigan State	59	89-90
*Hilton, Roy (DE) Jackson St.	85	65-73	*Larson, Lynn (T) Kansas St.	67	71-72
Hinton, Chris (G/T) Northwestern	75	83-89	Laskey, Bill (LB) Michigan	51	71-72
Hinton, Chuck (DT) N. Carolina Col.	75	72	Lattimore, Brian (RB) SE Mo. St.	21	91
*Hinton, Ed (WR) Oklahoma	33	69-72	Leaks, Roosevelt (RB) Texas	48	75-79
Hoaglin, Fred (C) Pittsburgh	54	73	Leberman, Bob (B) Syracuse	40	54
Hogeboom, Gary (QB) C. Michigan	7	86-88	*Lee, David (P) Louisiana Tech	49	66-78
Holcomb, Kelly (QB) MTSU	13	96	Lee, Keith (DB) Colorado State	42	85
Holloway, Cornell (DB) Pittsburgh	25	90-92	Lee, Monte (C) Texas	67	65
Holt, John (CB) W. Texas State	21	86-88	Lee, Ron (RB) West Virginia	34	76-78
Horn, Dick (B) Stanford	18	58	Leeuwenburg, Jay (OG) Colorado	58	96

ALUMNI

Leiding, Jeff (LB) Texas	92	86-87	*Morrall, Earl (QB) Michigan St.	15	68-71
Lesane, Jimmy (B) Virginia	31	54-55	Morrison, Don (OT) Texas-Arl	79	78
Lester, Keith (TE) Murray St.	88	87	Morrison, Steve (LB) Michigan	52/92	95-96
*Lewis, Harold (B) Houston	43	59	Mosier, John (TE) Kansas	88	72
Lewis, Joe (T) Compton	72	61	Moss, Roland (RB, TE) Toledo	44	69
Linhart, Toni (K) Austria Tech.	2	74-79	Moss, Zefross (OT) Alabama St.	73	89-94
Linn, Jack (OT) West Virginia	67	91	Mrosko, Bob (TE) Penn State	88	91
Linne, Aubrey (E) TCU	87	61	Mumphord, Lloyd (CB) Texas So.	42	75-76
*Lipscomb, Gene (DT) Miller H.S.	76	56-60	Munsey, Nelson (CB) Wyoming	31	72-77
Little, Jack (T) Texas A&M	72	53-54	Murray, Dan (LB) E. Stroudsburg St.	52	89
Lockett, J.W. (B) Okla. Central	35	63	Murray, Walter (WR) Hawaii	86	86-87
*Logan, Jerry (DB) W. Texas State	20	63-72	Murtha, Greg (OT) Minnesota	78	82
Looney, Joe Don (RB) Oklahoma	32	64	*Mutscheller, Jim (E) Notre Dame	84	54-61
Lorrick, Tony (RB) Arizona St.	33	64-67	Myers, Bob (T) Ohio St.	79	55
Lowdermilk, Kirk (C) Ohio State	63	93-96	*Myhra, Steve (LB, K) N. Dakota	65	57-61
Lowry, Orlando (LB) Ohio St.	58/59	85-89	Nagle, Browning (QB) Louisville	18	94
Luce, Derrel (LB) Baylor	58	75-78	Napolski, Eric (LB) Connecticut	51	89
Lush, Mike (DB) E. Stroudsburg St.	28	86	Neal, Dan (C) Kentucky	50	73-74
Luther, Ed (QB) San Jose St.	11	86	Neal, Leon (RB) Washington	20	96
*Lyles, Lenny (DB) Louisville	26/43	58,	*Nelson, Andy (DB) Memphis St.	80	57-63
		61-69	*Nelson, Dennis (T) Illinois State	68	70-74
Mackey, Dee (E) E. Texas St.	85	61-62	Nettles, Doug (CB) Vanderbilt	30	74-79
*Mackey, John (TE) Syracuse	88	63-71	*Newsome, Billy (DE) Grambling	81	70-72
MacLeod, Tom (LB) Minnesota	52	74-78	Nichols, Ricky (WR) East Carolina	80	85
Mahlum, Eric (OG) California	65	94-96	*Nichols, Robbie (LB) Tulsa	52	70-71
*Maitland, Jack (RB) Williams	23/40	70	Noble, James (WR) S.F. Austin	87	87
Majkowski, Don (QB) Virginia	7	93-94	Noga, Al (DE) Hawaii	99	94
Mandarich, Tony (OT) Michigan St.	79	96	Nottingham, Don (RB) Kent State	48	71-73
Manoa, Tim (RB) Penn State	44	91	Novak, Ken (DT) Purdue	74	76-77
Maples, Butch (C) Baylor	53	63	*Nowatzke, Tom (RB) Indiana	34	70-72
*Marchetti, Gino (DE) USF	75/89	53-64,	Nugent, Terry (QB) Colo. State	14	87
		66	Nunn, Freddie Joe (DE) Mississippi	93	94-96
Marshall, Greg (DT) Oregon St.	66	78	*Nutter, Buzz (C) VPI	50	54-60,
Martin, Jim (K) Notre Dame	47	63			65
Martin, Robbie (WR) Cal Poly-			Nyers, Dick (B) Indiana Central	21/80	56-57
SLO	31/88	85-86	Oatis, Victor (WR) N.W. Louisiana	84	83
Martin, Sammy (WR) LSU	86	91	*O'Brien, Jim (K, WR) Cincinnati	80	70-72
Martin, Steve (DT) Missouri	90	96	O'Dell, Stu (LB) Indiana	55	78
Mason, Lindsey (OT) Kansas	79	83	Odom, Cliff (LB) Texas-Arlington	49/93	82-89
Mathews, Jason (OT) Tex. A&M	67/74	94-96	Oldham, Ray (S) Mid. Tenn. St.	25	73-77
Mathis, Dedic (DB) Houston	26	96	Olds, Bill (RB) Nebraska	38	73-75
Match, Trevor (OL) Brigham Young	64	92-93	Olive, Bobby (WR) Ohio State	16/18	95-96
Matte, Tom (RB) Ohio St.	27/41	61-72	Oliver, Hubert (FB) Arizona	30	86
Mattes, Ron (OT) Virginia	75	92	O'Neal, Calvin (LB) Michigan	51	78
Mattiace, Frank (DL) Holy Cross	97	87	O'Neal, Robert (DB) Clemson	32	93-94
*Matuszak, Marv (B) Tulsa	64	59-61	Ortko, Bob (LB) Penn State	51	87
Mauck, Carl (LB) So. Illinois	65	69	Orduna, Joe (RB) Nebraska	37	74
*Maxwell, Tom (B) Texas A&M	42	69-70	*Orr, Jimmy (E) Georgia	28	61-70
Maxwell, Vernon (LB) Arizona St.	56	83-84	Orvis, Herb (DT) Colorado	88	79-81
*May, Ray (LB) USC	56	70-72	O'Steen, Dwayne (DB) San Jose St.	35	82
Mayo, Ron (TE) Morgan State	83	74	Owens, Luke (T) Kent St.	72	57
McCall, Reese (TE) Auburn	86	78-82	Owens, R.C. (E) Coll. of Idaho	27	62
McCauley, Don (RB) N. Carolina	23	71-81	Ozdowski, Mike (DE) Virginia	51/71	78-81
McClendon, Skip (DL) Arizona St.	95	92-93	Padjen, Gary (LB) Arizona St.	60/90	82-84,
McCloskey, Mike (RB) Penn State	49	87			87
McCloughan, Dave (DB) Colorado	42	91	Pagel, Mike (QB) Arizona State	18	82-85
McCoy, Tony (NT) Florida	61/94	92-96	Pankey, Irv (OT) Penn State	75	91-92
McDonald, Devon (LB) Notre Dame	57	93-95	Paris, William (OL) Michigan	79	91
McDonald, Quintus (LB) Penn St.	96	89-91	Parker, Anthony (DB) Arizona St.	43	89
McElroy, Ray (DB) E. Illinois	40	95-96	*Parker, Jim (T, G) Ohio St.	77	57-67
McGregor, Keli (TE) Colorado St.	83	85	Parker, Steve (DE) E. Illinois	78	83-84
McHan, Lamar (QB) Arkansas	14/17	61-63	Parrish, James (OL) Temple	75	93
McLemore, Chris (RB) Arizona	36	87	Patera, Jack (LB) Oregon	61	55-57
McLemore, Thomas (TE) Southern	81	95	Patrick, Garin (OL) Louisville	64	95
McMillan, Chuck (B) John Carroll	31	54	Patten, Joel (OT) Duke	65	87-88
McMillan, Randy (RB) Pittsburgh	32	81-86	Pear, Dave (DT) Washington	65	75
McNanie, Sean (DL) San Diego St.	90	90	Pearson, Preston (RB) Illinois	26	67-69
McPhail, Buck (RB) Oklahoma	31	53	Peguase, Willis (DE) Miami	96	92-93
McQuaid, Dan (OL) Nevada-L.V.	60	88	*Pellington, Bill (LB) Rutgers	36/65	53-64
Memmelaar, Dale (G) Wyoming	67	66-67	Pelton, Mike (DL) Auburn	99	95
Mendenhall, Ken (C) Oklahoma	57	71-80	Pepper, Gene (G) Mississippi	60	54
Merritts, Jim (DL) West Virginia	65	87	Perkins, Bruce (RB) Arizona State	34	91
Metcaif, Bo (FB) Baylor	28	84	*Perkins, Ray (WR) Alabama	27	67-71
Michaels, Lou (DE, K) Kentucky	79	64-69	Perry, Joe (RB) Compton	34	61-62
Mickens, Arnold (RB) Butler	27	96	Perryman, Jim (DB) Millikin	43	87
Middleton, Frank (RB) Florida A&M	43	84	Petersen, Ted (OT) Eastern Illinois	71	84
Mike-Mayer, Steve (K) Maryland	5	79-80	Peterson, Gerald (T) Texas	76	56
Mildren, Jack (S) Oklahoma	11	72-73	Petties, Neal (E) San Diego St.	84	64-66
Miller, Chuckie (DB) UCLA	28	88	Pinkney, Reggie (DB) E. Carolina	37	79-81
Miller, Dan (K) Miami (Fla.)	1	82	Pittman, Charlie (RB) Penn St.	42	71
Miller Eddie (WR) South Carolina	86	92-93	Plantz, Ron (OL) Notre Dame	67	87
*Miller, Fred (DT) LSU	76	63-72	Plummer, Bruce (DB) Miss. St.	23	89
Mills, Jim (T) Hawaii	76	83-84	*Plunkett, Sherm (T) Md. St.	79	58-60
Mioduszewski, Ed (B) Wm. & Mary	26	53	Pollard, Marcus (TE) Bradley	81	95-96
Mitchell, Lydell (RB) Penn State	26	72-77	Poole, Barney (E) Army, Miss.	83	53
*Mitchell, Tom (TE) Bucknell	84	68-73	Porter, Ricky (RB) Slippery Rock, Pa.	20	83
Mooney, Ed (LB) Texas Tech	58	72-73	Porter, Ron (LB) Idaho	55	67-69
Moore, Alvin (RB) Arizona State	23	83-84	Porter, Tracy (WR) LSU	87	83-84
Moore, Henry (B) Arkansas	27	57	Potts, Roosevelt (RB) NE Louisiana	42	93-95
Moore, Jimmy (G) Ohio State	65	81	Pratt, Robert (G) N. Carolina	61	74-81
*Moore, Lenny (RB) Penn State	24	56-67	*Preas, George (T) VPI	60	55-65
Morgan, Stanley (WR) Tenn.	86/88	90	*Pricer, Billy (RB) Oklahoma	31	57-60

ALUMNI

Prior, Mike (DB) Illinois State	39	87-92	Solt, Ron (OG) Maryland	66	84-88,
Pruitt, James (WR) Cal. St.-Full.	49/86	88-89			92
Pyle, Palmer (G) Michigan St.	62	60-63	*Sommer, Mike (RB) George Wash.	26	59-61
Raba, Bob (TE) Maryland	85	80	Speyrer, Cotton (WR) Texas	28	72-74
Radachowsky, George (DB) Boston College	21	84-85	*Spinney, Art (G) Boston Col.	63/81	53-60
Radecic, Scott (LB) Penn St.	52/97	90-95	Stablein, Brian (WR) Ohio St.	86	94-96
Radosevich, George (C) Pitt.	52/72	54-56	Stanback, Harry (DE) N. Carolina	93	82
Raiff, Jim (G) Dayton	60	54	Stargell, Tony (DB) Tenn. State	45	92-93
Ramsey, Tom (QB) UCLA	14	89	Stark, Rohn (P) Florida State	3	82-94
Randle, Tate (CB) Texas Tech	35	83-86	Staysniak, Joe (OT) Ohio State	79	92-95
Ransdell, Bill (QB) Kentucky	9	88	Stevens, Howard (RB) Louisville	27	75-77
Ratigan, Brian (LB) Notre Dame	52	94	Stock, Mark (WR) VMI	10/15	96
Ray, John (OL) West Virginia	68	93	Stone, Avatus (B) Syracuse	41	58
Raymond, Gerry (OG) Boston Col.	63	82	Stonebreaker, Steve (LB) Detroit	31	64-66
*Reichchar, Bert (DB, K) Tenn.	44	53-59	Streeter, George (DB) Notre Dame	46	90
Redd, Glen (LB) BYU	58	86	Strock, Don (QB) Virginia Tech	12	89
Reece, Geoff (C) Washington St.	50	78	Strofolino, Mike (LB) Villanova	51	65
Reed, Mark (QB) Moorhead St., Minn.	78	83	*Stukes, Charles (DB) Md. St.	47	67-72
Reese, Guy (T) SMU	75	64-65	Stynchula, Andy (T) Penn State	83	66-67
Remo, Roger (LB) Syracuse	90	87	*Sullivan, Dan (G. T) Boston Col.	71	62-72
Renfro, Dean (B) N. Texas St.	20	55	Swoope, Craig (DB) Illinois	26	87-88
*Ressler, Glenn (G) Penn State	62	65-74	*Szymanski, Dick (C. LB) Notre Dame	52	55,
Rhodes, Danny (LB) Arkansas	56	74			57-68
*Richardson, Jerry (E) Wofford	87	59-60	Tabor, Tom (DT) Baylor	76	82
Richardson, Willie (WR) Jackson St.	87	63-69,	Taliaferro, George (B) Indiana	20	53-54
		71	Taseff, Carl (B) John Carroll	23	53-61
Ricketts, Tom (OG) Pittsburgh	68	92	Tate, David (DB) Colorado	49	94-96
Riley, Butch (LB) Texas A&I	54	69	Taylor, David (T) Catawba	64	73-79
Riley, Eugene (TE) Ball State	87	90	Taylor, Hosea (DE) Houston	90	81, 83
Rison, Andre (WR) Michigan St.	85/87	89	Taylor, Jim Bob (QB) Georgia Tech	12	83
Robinson, Chas. (G) Morgan State	66	54	Taylor, Keith (DB) Illinois	27	88-91
Robinson, Freddie (DB) Alabama	47	87-88	Teichelman, Lance (DL) Texas A&M	99	94
Robinson, Glenn (DE) Oklahoma St.	71	75	Thomas, Jesse (B) Michigan St.	40/41	55-57
Rowe, David (DT) Penn State	74	78	Thomas, Marquise (LB) Miss.	94	93
Rudnick, Tim (DB) Notre Dame	43	74	Thomas, Spencer (DB) Washburn	46	76
Saar, Brad (LB) Ball State	59	87	Thompson, Arland (OG) Baylor	67	82
Salisbury, Sean (QB) USC	8/13	87	Thompson, Aundra (WR) E. Tx. St.	21	83
Sally, Jerome (NT) Missouri	76	87	Thompson, Don (DE) Richmond	83	62-63
Salter, Bryant (DB) Pittsburgh	46	76	Thompson, Donnell (DE) N. Carolina	99	81-91
*Sample, John (DB) Maryland St.	44/47	58-60	Thompson, Norm (DB) Utah	43	77-79
Sanders, Glen (LB) Louisiana Tech	58	95	Thompson, Ricky (WR) Baylor	88	76-77
*Sandusky, Alex (G) Clarion	68	54-66	Thornton, Reggie (WR) Bowl. Green	86	91
*Sanford, Leo (C) Louisiana Tech	55	58	Thorp, Don (NT) Illinois	62/78/96	87-88
Satterwhite, Howard (WR-KR)			*Thurston, Fred (G) Valparaiso	64	58
Sam Houston State	28	77	Tomberlin, Pat (OT) Florida St.	68	89-90
Saul, Bill (LB) Penn State	50	62-63	Toner, Ed (RB) Boston College	28/44	92-94
Schlichter, Art (QB) Ohio State	10	82,	Tongue, Marco (CB) Bowie St.	46	83
		84-85	Toth, Zollie (RB) LSU	36	53-54
Schmiesing, Joe (DT-DE) N. M. St.	75	73	Troup, Bill (QB) S. Carolina	12	74,
Schultz, William (OL) USC	74	90-93			76-78
Scott, Chris (DE) Purdue	95	84-85	Trudeau, Jack (QB) Illinois	10	86-93
Scott, Freddie (WR) Amherst	86	74-77	Tullis, Willie (CB) Troy State	42	87-88
Sharkey, Ed (G) Duke, Nevada	64	53	Tupa, Tom (QB) Ohio State	7	92
*Shaw, George (QB) Oregon	14	55-58	Turner, Bake (E) Texas Tech	30	62
Shello, Kendel (DL) Southern	97	96	Turner, Floyd (WR) N.W. Lou.	85/88	94-95
*Sherer, Dave (E) SMU	86	59	Turner, Ricky (QB) Wash. State	12	88
Sherwin, Tim (TE) Boston Col.	83	81-87	*Unitas, John (QB) Louisville	19	56-72
Shields, Burrell (B) John Carroll	31	55	Utt, Ben (OG) Georgia Tech	64	82-89
Shields, Lebron (G) Tennessee	73	60	Van Diver, Randy (T) Washington	79	81
Shinners, John (G) Xavier	64	72	Van Duyn, Bob (G) Idaho	67	74-80
*Shinnick, Don (LB) UCLA	66	57-68	Vander Poel, Mark (OT) Col.	72/75	91-92
Shiver, Sanders (LB) Carson-New	54	76-83	Vanderbeek, Matt (LB) Mich. St.	58	90-92
Shlapak, Boris (K) Michigan State	2	72	Varty, Mike (LB) Northwestern	51	75
Shoulders, Darin (OT) Tulane	64	91	Venuto, Jay (QB) Wake Forest	14	81
Shula, David (WR) Dartmouth	85	81	Verdin, Clarence (WR) SW Lou.	83	88-93
Shula, Don (DB) John Carroll	25	53-56	Vessels, Billy (RB) Oklahoma	21	56
Siani, Mike (WR) Villanova	45	78-80	Vickers, Kipp (OL) Miami	71	93-96
Simmons, Dave (LB) N. Carolina	60/96	82	Virkus, Scott (DE) San Fran. CC.	94	84-85
Simmons, John (CB) SMU	41	87	*Vogel, Bob (T) Ohio St.	72	63-72
Simmons, Stacey (WR) Florida	85	90	*Volk, Rick (DB) Michigan	21	67-75
Simonini, Ed (LB) Texas A&M	56	76-81	Waechter, Henry (DE) Nebraska	71	83-84
Simonson, Dave (T) Minnesota	60	74	Walczak, Mark (TE) Arizona	83/84	87
*Simpson, Jack (B) Florida	41	58-60	Walker, Tony (LB) SE Mo. St.	92	90-93
Sims, Marvin (RB) Clemson	39	80-81	Wallace, Jackie (S) Arizona	20	75-76
Sims, Thomas (DL) Pittsburgh	92	93-94	Ward, Jim (QB) Gettysburg	16	67-69
Sims, Tommy (S) Tennessee	45	86	Warren, Lamont (RB) Colorado	21	94-96
Sinnot, John (OT) Brown	79	82	Washington, Charles (DB) Cameron	46	89
Siragusa, Tony (NT) Pittsburgh	98	90-96	Washington, Joe (RB) Oklahoma	20	78-80
Slutsker, Scott (TE) Iowa	84	96	Washington, Ronnie (LB) NE Lou.	57	89
*Smith, Billy Ray (T) Arkansas	74/83	61,	Watts, Damon (DB) Indiana	36	94-96
		63-70	Weathers, Clarence (WR) Del. St.	85	89
*Smith, Bubba (DE) Michigan St.	78	67-71	Welch, Jim (B) SMU	46	60-67
Smith, Byron (DE) California	91	84-85	West, Derek (OT) Colorado	72	95-96
Smith, Ed (LB) Vanderbilt	52	80-81	White, Bob (B) Stanford	25	55
Smith, Holden (WR) California	84	82	White, Brad (DT) Tennessee	92	84-85
Smith, Ollie (WR) Tennessee St.	80	73-74	White, Stan (LB) Ohio State	53/54	72-79
Smith, Phil (WR) San Diego St.	86	83-84	White, Will (DB) Florida	21	93
Smith, Zeke (LB) Auburn	61	60	Whittington, Bernard (DE) Indiana	95	94-96
Smolinski, Mark (B) Wyoming	32	61-62	Widell, Doug (OG) Boston College	64	96
Snyder, Pat (OL) Purdue	57	91	Wiegmann, Casey (OL) Iowa	68	96
			Wilkerson, Daryl (DE) Houston	92	81

ALUMNI

Williams, John (RB) Wisconsin	40	87	Womble, Royce (RB) N. Texas St.	26	54-57
*Williams, John (G) Minnesota	75	68-71	Wonsley, George (RB) Miss. St.	34	84-88
Williams, Kendall (CB) Arizona St.	44	83	Wood, Mike (K) S.E. Missouri	16	81-82
Williams, Kevin (WR) USC	21	81	Woods, Mike (LB) Cincinnati	59	79-81
Williams, Newton (RB) Arizona St.	39	83	Workman, Vince (RB) Ohio State	46	95-96
Williams, Oliver (WR) Illinois	86	85-86	*Wright, George (DT) Houston	60/74	70-71
Williams, Sid (LB) Southern	64	68	Wright, Johnnie (RB) S.C.-Col.	38	82
Williams, Steve (DT) Western Car	74	74	Wright, Steve (T) Northern Iowa	73	83-84
Williams, Vaughn (DB) Stanford	40	84	Wright, Terry (DB) Temple	27/40	87-88
Williams, Warren (RB) Miami	44	93	Yeboah-Kodie, Phil (LB) Penn St.	57	96
Wilson, Butch (E) Alabama	86	63-67	Yohn, Dave (C) Gettysburg	51	62
Wilmot, Trevor (LB) Indiana	96	95	Young, Anthony (DB) Temple	37	85
Windauer, Bill (DT) Iowa	65	73-74	Young, Buddy (B) Illinois	22	53-55
Wingate, Elmer (E) Maryland	84/89	53	Young, Dave (TE) Purdue	81/86	83-84
Winkler, Jim (T) Texas A&M	76/79/84	53	Young, Dick (B) Chattanooga	24/31	55-56
Winter, Blaise (DE) Syracuse	96	84	Young, Fredd (LB) New Mex. St.	56	88-90
Wisniewski, Leo (NT) Penn St.	69	82-84	Zabel, Steve (LB) Oklahoma	58	79
Wolford, Will (OT) Vanderbilt	67	93-95			

The following players and coaches were members of the Baltimore Colts teams that played in the All American Football Conference and then in the NFL during the 1947-1950 seasons.

Coaches

Campofreda, Nick - W. Md.	1947	Isbell, Cecil - Purdue	1947-49
Conkright, Bill - Oklahoma	1949	Michalske, Mike - Penn State	1949
Crow, Clem - Notre Dame	1950	Miner, Wayne - Notre Dame	1950
Defilippo, Lou - Fordham	1948	O'Rourke, Chas. - Boston College	1949
Driskill, Walter - Colorado	1949	Pirro, Rocco - Catholic U	1950
Edmonds, Don - Indiana	1947	Stidham, Tom - Haskell	1947-48
Hewlett, Andy - Davidson	1947	Taylor, John - Ohio State	1947
Hunt, Joel - Texas A&M	1947		

Players

Akins, Frank (B) Washington St.	47	King, Ed (G) Boston College	34	50
Artoe, Lee (T) Santa Clara, Calif.	44	Kingery, Wayne (B) LSU	80	49
Averno, Sisto (G) Muhlenberg	32	Kissell, Vito (B) Holy Cross	72	50
Barwegen, Dick (G) Purdue	31	Klug, Al (T) Marquette	38/41	47-48
Baumgartner, Bill (E) Minnesota	29	Kodba, Joe (C) Purdue	28	47
Bechtol, Hub (E) Texas	57	Konetsky, Floyd (E) Florida	54	47
Beson, Warren (C) Minnesota	32	Landrigan, Jim (T)		
Berezney, Pete (T) Notre Dame	47	Holy Cross-Dartmouth	59	47
Black, John (B) Mississippi State	85	Leicht, Jake (B) Oregon	81	48-49
Blanda, George (QB) Kentucky	64	Leonard, Bill (E) Notre Dame	54	49
Blandin, Ernie (T) Tulane	41	Lio, Augie (G) Georgetown	37	47
Brown, Lamar (B) Mississippi St.	59	Livingstone, Bob (B) Notre Dame	86	50
Brown, Hardy (LB) Tulsa	73	Madar, Elmer (E) Michigan	53	47
Buksar, George (B) Purdue, USF	77	Maggioli, Achille (B) Notre Dame	80	50
Burk, Adrian (QB) Baylor	68	Marino, Vic (G) Ohio State	34	47
Campbell, Leon (B) Arkansas	78	Maves, Earl (B) Wisconsin	48	48
Case, Ernie (B) UCLA	67	Mayne, Lew (B) Texas	88	48
Castiglia, Jim (B) Georgetown	29	Mazzanti, Gino (B) Arkansas	83	50
Coleman, Herb (C) Notre Dame	22/29	McCormick, Len (C) Baylor	28	48
Collins, Albin (B) LSU	88	Mellus, John (T) Villanova	48	47-49
Colo, Don (T) Brown	45	Mertes, Bus (B) Iowa	73	47-48
Cooper, Ken (C) Vanderbilt	33	Meyer, Gil (E) Wake Forest	55	47
Corley, Elbert (C) Mississippi State	22	Mobley, Rudy (B) Hardin-Simmons	81	47
Cowan, Bob (C) Indiana	83	Murray, Earl (G) Purdue	30	50
Crisler, Hal (E) San Jose State	56	Mutryn, Chet (B) Xavier	81	50
Cure, Armand (B) Rhode Island	47	Nelson, Bob (C) Baylor	28	50
Davis, Lamar (E) Ga. Tech	51	Nemeth, Steve (B) Notre Dame	48	47
Dellerba, Spiro (B) Ohio State	71/77	Nolander, Don (C) Minnesota	47	47
Donovan, Art (DT) Boston Col.	49/70	North, John (E) Vanderbilt	55	48-50
Dudish, Andy (B) Georgia	88	Nowsakey, Bob (DE) Washington	52	48-50
Faunce, Everett (B) Minnesota	49	Oristaglio, Bob (E) Penn	57	50
Filchok, Frank (B) Indiana	64	O'Rourke, Chas. (B) Boston Col.	66	48-49
Fletcher, Oliver (E) USC	53	Owens, Jim (E) Oklahoma	59	50
Fowler, Aubrey (B) Arkansas	80	Page, Paul (B) SMU	88	49
French, Barry (G) Purdue	35	Perina, Bob (B) Princeton	84	50
Galvin, John (B) Purdue	63	Perpich, George (T) Georgetown	48	47
Gambino, Lucien (B) Maryland	77/89	Pfohl, Bob (B) Purdue	85	48-49
Garrett, Bill (G) Miss. St.	30	Phillips, Mike (C) W. Maryland	21	47
Getchell, Gorham (E) Temple	59	Poole, Oliver (E) Mississippi	54	48
Gilchory, Byron (B) Texas	49	Prewitt, Felto (C) Tulsa	20	49
Grain, Ed (G) Penn	33/45	Rich, Herb (B) Vanderbilt	87	50
Grossman, Rex (B) Indiana	74	Ruthstrom, Ralph (B) SMU	84	49
Groves, George (G) Marquette	37	Salata, Paul (E) USC	51	50
Handley, Dick (C) Fresno State	24	Schweder, John (G) Penn	37/66	50
Hekkers, George (T) Wisconsin	44	Schwenk, Bud (B) Wash. U.	40/64	47
Higgins, Luke (G) Notre Dame	31/32/38	Sidorik, Alex (T) Miss. St.	44	48-49
Hillenbrand, Bill (B) Indiana	82	Sigurdson, Sig (E) Lutheran	56	47
Jagade, Harry (B) Indiana	76	Simmons, Jack (G) Detroit	32	48
Jenkins, Jon (T) Dartmouth	47	Sinkwich, Frank (B) Georgia	76	47
Jensen, Bob (E) Iowa State	54	Smith, Joe (E) Texas Tech	56	48
Jones, Ralph (E) Alabama	52	Spaniel, Frank (B) Notre Dame	85	50
Kasap, Mike (T) Ill & Purdue	46	Spavital, Jim (B) Okla. A&M	76	50
Kelly, Bob (B) Notre Dame	89	Spinney, Art (G) Boston College	53	50

ALUMNI

Spruill, Jim (T) Rice	.46	48-49
Stewart, Ralph (C) Missouri-N.D.	.20	48
Stone, Bill (B) Bradley	.82	49-50
Sylvester, John (B) Temple	.83	48
Terrell, Ray (B) Mississippi	.83	47
Tillman, Alonzo (C) Oklahoma	.22	49
Tittle, Y.A. (OB) LSU	.63	48-50
Trebotich, Ivan (B) St. Mary's	.77	47
Vacanti, Sam (B) Nebraska	.67/69	48-49

Vardian, John (B) Ft. Pierce	.87	47-48
Wedemeyer, Herman (B) St. Mary's	.87	49
Williams, Joel (C) Texas	.22	50
Williams, Windell (E) Rice	.53	48
Wright, John (B) Maryland	.71	47
Yokas, Frank (G) Great Lakes NTS	.30	47
Zaleski, Ernie (B) Notre Dame	.89	50
Zorich, George (G) Northwestern	.33	47

COLTS IN OVERTIME

DATE	OPPONENT	SITE	COIN TOSS	SCORE	ELAPSED
12/28/58*	N.Y. Giants	Yankee Stadium	N.Y. Giants	W 23-17	8:15
	RESULT: Alan Ameche 1 run				
12/26/65*	Green Bay	Green Bay	Green Bay	L 10-13	13:39
	RESULT: Don Chandler 25 FG				
12/14/75	Miami	Baltimore	Miami	W 10- 7	12:44
	RESULT: Toni Linhart 31 FG				
12/24/77**	Oakland	Baltimore	Colts	L 31-37	15:43
	RESULT: Dave Casper 10 pass from Ken Stabler				
9/ 9/79@	Tampa Bay	Baltimore	Colts	L 26-29	1:41
	RESULT: Neil O'Donoghue 31 FG				
9/ 4/83@	New England	Foxboro	New England	W 29-23	0:30
	RESULT: Johnnie Cooks 52 fumble return				
9/25/83	Chicago	Baltimore	Colts	W 22-19	4:51
	RESULT: Raul Allegre 33 FG				
9/ 4/88@	Houston	Indianapolis	Colts	L 14-17	3:51
	RESULT: Tony Zendejas 35 FG				
10/29/89	New England	Indianapolis	New England	L 20-23	9:57
	RESULT: Greg Davis 51 FG				
12/10/89	Cleveland	Indianapolis	Cleveland	W 23-17	10:54
	RESULT: Mike Prior 58 interception return				
12/ 8/91	New England	Foxboro	Colts	L 17-23	8:55
	RESULT: Michael Timpson 45 pass from Hugh Millen				
10/11/92	N.Y. Jets	Indianapolis	Colts	W 6- 3	3:01
	RESULT: Dean Biasucci 47 FG				
11/15/92	New England	Indianapolis	Colts	L 34-37	3:25
	RESULT: Charlie Baumann 18 FG				
11/29/92	Buffalo	Indianapolis	Colts	W 16-13	3:51
	RESULT: Dean Biasucci 40 FG				
9/ 3/95@	Cincinnati	Indianapolis	Cincinnati	L 21-24	2:36
	RESULT: Doug Pelfrey 47 FG				
9/10/95	N.Y. Jets	East Rutherford	N.Y. Jets	W 27-24	4:27
	RESULT: Mike Cofer 52 FG				
10/ 8/95	Miami	Miami	Colts	W 27-24	4:58
	RESULT: Cary Blanchard 27 FG				
10/ 6/96	Buffalo	Buffalo	Colts	L 13-16	9:22
	RESULT: Steve Christie 39 FG				
12/ 1/96	Buffalo	Indianapolis	Buffalo	W 13-10	8:14
	RESULT: Cary Blanchard 49 FG				

* Playoffs

** Playoffs (Double Overtime)

@ Season Opener

MISCELLANEOUS BREAKDOWN

OVERALL 10-9	PLAYOFFS	1-2	BALTIMORE (1953-83)	INDIANAPOLIS (1984-Present)
Home 6-6	Home 0-1	Overall 4-3	Overall 6-6	
Away 4-3	Away 1-1	Home 2-2	Home 4-4	
		Away 2-1	Away 2-2	
WIN COIN TOSS 4-6				
LOSE COIN TOSS 6-3				

RECORD BY OPPONENT

Buffalo	.2-1	Oakland	0-1
Chicago	.1-0	Miami	2-0
Cincinnati	.0-1	New England	1-3
Cleveland	.1-0	N.Y. Giants	1-0
Green Bay	.0-1	N.Y. Jets	2-0
Houston	.0-1	Tampa Bay	0-1

DRAFT HISTORY

THE COLTS DRAFT HISTORY

1947 (12/20-21/46) SPECIAL - Arnold Tucker, B, West Point; Ernie Case, B, UCLA;
REGULAR - 1-Elmer Madar, E, Michigan; 2-Hubert Bechtol, E, Texas; 3-Tommy Mont, B, Maryland; 4-Weldon Humble, G, Rice; 5-Russ Deal, T, Indiana; 6-Don Malmberg, T, UCLA; 7-Vic Schwall, B, Northwestern; 8-Howard Turner, B, North Carolina State; 9-Franklin Hubbell, E, Tennessee; 10-Gaston Burgeois, G, Tulane; 11-James Brieske, C, Michigan; 12-Rudy Mobley, B, Hardin-Simmons; 13-Gerald Doherty, B, Delaware; 14-Bill Baumgartner, E, Minnesota; 15-Jim Kekeris, T, Missouri; **SUPPLEMENTARY** - 16-John North, E, Vanderbilt; 17-Jim Canady, B, Texas; 18-Howie Brown, G, Indiana; 19-John Sims, B, Tulane; 20-Bert Vander Clute, G, Wesleyan; 21-Tony Stalloni, T, Delaware; 22-Jean Lamoure, G, Fresno State; 23-Leo Daniels, B, Texas A&M; 24-M. 'Tex' Reilly, B, Colorado; 25-Jim Landrigan, T, Holy Cross

1948 (12/16-17/47) - 1-Bobby Layne, B, Texas; 2-William Garrett, T, Mississippi State; 3-Earl Cook, G, SMU; 4-Dan Sandifer, B, LSU; 5-Joe Smith, E, Texas Tech; 6-Gene Ruszkowski, T, Ohio U.; 7-Jim Batchelor, B, East Texas State; 8-Rex Olson, B, Brigham Young; 9-Aubrey Fowler, B, Arkansas; 10-Jack Fitch, B, North Carolina; 11-Don Ettinger, T, Kansas; 12-Paul Redfield, T, Colgate; 13-Stan Magdziak, B, William & Mary; 14-Dick Deranek, B, Indiana; 15-Robert Norman, B, Washington & Lee; 16-Charles Working, B, Washington & Lee; 17-George Sparter, C, North Carolina; 18-Rollin Prather, E, Kansas State; 19-Norman Mosely, B, Alabama; 20-Carmen Ragonese, B, New Hampshire; 21-Bob Walker, B, Colorado Mines; 22-Ray Borneman, B, Texas; 23-Pete Tillman, C, Oklahoma; 24-Robert Pfohl, B, Purdue; 25-Lou Levanti, C, Illinois; 26-Sam Zatkoff, E, Illinois; 27-Harry Jagade, B, Indiana; 28-Ben Bendrick, B, Wisconsin; 29-Rex Grossman, B, Indiana; 30-Dick Reinking, E, SMU

1949 (*7/8/48, 12/21/48) *SECRET - Richard Harris, T, Texas; Levi Jackson, B, Yale;
REGULAR - 1-George Sims, B, Baylor; 2-Bob Gage, B, Clemson; 3-No Choice; 4-Ralph Kohl, T, Michigan; 5-Wallace Jones, E, Kentucky; 6-Frank Pattee, B, Kansas; 7-Fred Folger, B, Duke; 8-Bob Prymunski, T, Illinois; 9-Everett Faunce, B, Minnesota; 10-Kale Alexander, T, South Carolina; 11-Paul Page, B, SMU; 12-James Owens, E, Oklahoma; 13-Warren Beson, C, Minnesota; 14-David Moon, B, SMU; 15-Jon Jenkins, T, Dartmouth; 16-John O'Quinn, E, Wake Forest; 17-John Clyde Geary, T, Connecticut Wesleyan; 18-Albert Sanders, T, Miss. Southern; 19-Guy Sundheim, C, Northwestern; 20-Mernie Lazier, B, Illinois; 21-Harry Larche, T, Arkansas State; 22-No Choice; 23-No Choice; 24-No Choice; 25-Joe Grothus, G, Iowa; 26-Byron Gillory, B, Texas; 27-Bob Cox, E, North Carolina; 28-Bob DeMoss, B, Purdue; 29-George Pryor, B, Wake Forest

1950 (12/9/49) - 1-Adrian Burk, QB, Baylor; 2-Leon Campbell, B, Arkansas; 3-Don Colo, T, Brown; 4-Earl Murray, G, Purdue; 5-Jack Halliday, G, SMU; 6-Herb Rich, B, Vanderbilt; 7-Art Bok, B, Dayton; 8-Dick Harris, C, Texas; 9-Bill Bass, B, Arkansas; 10-Errol Fry, G, Texas; 11-Joe Romanosky, T, St. Bonaventure; 12-Bill Dey, B, Dartmouth; 13-Ray Stone, E, Texas; 14-Mitch Smiarowski, C, St. Bonaventure; 15-Art Spinney, E, Boston College; 16-Dave Fisher, B, SW Louisiana; 17-Ralph Murphy, G, Rice; 18-Charley Schoolmaster, C, Western Michigan; 19-Bill Waddail, B, Auburn; 20-Sheldon Dunlap, G, Cincinnati; 21-Tom Phillips, B, Baldwin-Wallace; 22-Chip Armstrong, C, Occidental; 23-Harry Wettlaufer, E, Pennsylvania; 24-Bill Petroski, T, Holy Cross; 25-Jim Pepper, G, Syracuse; 26-Gino Mazzanti, B, Arkansas; 27-Mitford Johnson, B, Baylor; 28-John Adcock, T, Auburn; 29-Bob Graham, B, Pennsylvania; 30-Tom Blake, G, Cincinnati (New York Bulldogs); **ALLOCATION** - Chet Mutryn, B, Buffalo Bills; Bob Livingstone, B, Buffalo Bills; Albin Collins, E, Chicago Rockets; Art Donovan, DT, Buffalo Bills

Only five players in Colts history had connections with the club prior to its 1953 entry into the NFL. **G-Sisto Averno**, **DT-Art Donovan** and **G-Art Spinney** played with the 1950 NFL Colts before extending their careers with the team (Averno 1953-54; Spinney 1953-60; Donovan 1953-61). **T-Ernie Blandin** played the 1948-49 (AAFC) and 1950 (NFL) seasons before making the club in 1953. **G-Dick Barwegan** played the 1948-49 AAFC seasons before making the club in 1953-54. Donovan earned Hall of Fame honors with the club. Two other pre-1953 Colts did, too: **QB-Y.A. Tittle** (1948-49, AAFC; 1950) and **QB-George Blanda** (1950). Tittle quarterbacked the club all three of his seasons. Blanda joined the Colts from Chicago via a trade. He kicked off for the Colts in the season opener before Chicago Owner/Coach George Halas had the NFL rescind the trade. Blanda set an NFL record with 26 NFL seasons, but spent just nine days as a Colt.

THE COLTS DRAFT STORY

COLTS FIRST ROUND DRAFT CHOICES

- | | |
|--|---|
| 1953—Billy Vessels, HB, Oklahoma | 1976—Ken Novak, DT, Purdue |
| 1954—Cotton Davidson, QB, Baylor | 1977—Randy Burke, WR, Kentucky |
| 1955—George Shaw, QB, Oregon
(bonus)
Alan Ameche, FB, Wisconsin | 1978—Reese McCall, TE, Auburn |
| 1956—Lenny Moore, HB, Penn State | 1979—Barry Krauss, LB, Alabama |
| 1957—Jim Parker, T, Ohio State | 1980—Curtis Dickey, RB, Texas A&M
Derrick Hatchett, DB, Texas |
| 1958—Lenny Lyles, HB, Louisville | 1981—Randy McMillan, RB, Pittsburgh
Donnell Thompson, DE, N. Carolina |
| 1959—Jackie Burkett, C-LB, Auburn | 1982—Johnnie Cooks, LB, Mississippi St.
Art Schlichter, QB, Ohio State |
| 1960—Ron Mix, T, Southern Cal | 1983—John Elway, QB, Stanford |
| 1961—Tom Matte, HB, Ohio State | 1984—Leonard Coleman, CB, Vanderbilt
Ron Solt, OG, Maryland |
| 1962—Wendell Harris, HB, LSU | 1985—Duane Bickett, LB, Southern Cal |
| 1963—Bob Vogel, T, Ohio State | 1986—Jon Hand, DE, Alabama |
| 1964—Marv Woodson, HB, Indiana | 1987—Cornelius Bennett, LB, Alabama |
| 1965—Mike Curtis, FB-LB, Duke | 1988—No Selection |
| 1966—Sam Ball, T, Kentucky | 1989—Andre Rison, WR, Michigan State |
| 1967—Bubba Smith, T, Michigan State
Jim Detwiler, HB, Michigan | 1990—Jeff George, QB, Illinois |
| 1968—John Williams, G, Minnesota | 1991—No Selection |
| 1969—Eddie Hinton, FL, Oklahoma | 1992—Steve Emtman, DT, Washington
Quentin Coryatt, LB, Texas A&M |
| 1970—Norm Bulaich, RB, TCU | 1993—Sean Dawkins, WR, California |
| 1971—Don McCauley, RB, N. Carolina
Leonard Dunlap, DB, N. Texas St. | 1994—Marshall Faulk, RB, San Diego St.
Trev Alberts, LB, Nebraska |
| 1972—Tom Drougas, T, Oregon | 1995—Ellis Johnson, DE/T, Florida |
| 1973—Bert Jones, QB, LSU
Joe Ehrmann, DT, Syracuse | 1996—Marvin Harrison, WR, Syracuse |
| 1974—John Dutton, DE, Nebraska
Roger Carr, WR, Louisiana Tech | 1997—Tarik Glenn, OT, California |
| 1975—Ken Huff, G, North Carolina | |

1953 (1/22/53)

Pos: 1st

- Billy Vessels, HB, Oklahoma
- Bernie Flowers, E, Purdue
- Buck McPhail, FB, Oklahoma
- Tom Catlin, C, Oklahoma
- Jack Little, T, Texas A&M
- Jim Sears, HB, USC
- Bill Athey, G, Baylor
- Jim Prewett, T, Tulsa
- Bob Blair, TE, TCU
- John Cole, HB, Arkansas
- Gene Rossi, HB, Cincinnati
- Kaye Vaughn, G, Tulsa
- Bobby Moorhead, HB, Georgia Tech
- Frank Continetti, G, George Washington
- Buddy Sutton, HB, Arkansas
- Jim Currin, E, Dayton
- George Rambour, T, Dartmouth
- LeRoy Labat, HB, LSU
- Bill Powell, HB, California
- Pete Russo, T, Indiana
- Frank Kirby, T, Bucknell
- Merlin Gish, C, Kansas
- Mike Houseplan, G, Tulane
- Monte Brethauer, E, Oregon
- Joe Szombathy, E, Syracuse
- Scott Prescott, C, Minnesota
- Ray Graves, HB, Texas A&M
- Joe Sabol, HB, UCLA
- Jack Alessandrini, G, Notre Dame
- Tom Roche, T, Northwestern

1954 (1/28/54)

Pos: 4th

- Cotton Davidson, QB, Baylor
- Larry Grigg, B, Oklahoma
- James Kincaid, B, South Carolina
- Thomas Allman, B, West Virginia
- Don Ellis, B, Texas A&M
- To Cleveland for C-Tom Cosgrove
- Glenn Turner, B, Georgia Tech
- Dennis McCotter, G, Detroit U
- Robert Adams, G, Shippensburg State
- Robert Schoonmaker, B, Missouri
- Robert Leberman, B, Syracuse
- Donald Chelf, T, Iowa

1954 (Continued)

- David McMillan, B, John Carroll
- Ordell Braase, T, South Dakota State
- Joseph D'Agostino, G, Florida
- Alex Sandusky, C, Clarion State Tchrs.
- Thomas Adkins, C, Kentucky
- Richard Shinault, B, Texas Western
- Charles Wenzlau, C, Miami (Ohio)
- Raymond Berry, E, SMU
- Robert Lade, G, Nebraska State Tchrs.
- Robert Meyer, T, Ohio State
- Leon Hardeman, B, Georgia Tech
- Donald Kerlin, B, Concordia
- Pepper Rodgers, B, Georgia Tech
- Jesus Esparza, T, New Mexico A&M
- William Sennett, C, Georgia Tech
- Raymond Ecstrom, C, Westminster
- Claude Taliaferro, B, Illinois
- Patrick Abruzzi, B, Rhode Island

1955 (1/27-28/55)

Pos: 2nd

Bonus Pick. George Shaw, QB, Oregon

- Alan Ameche, B, Wisconsin
- Richard Szymanski, C, Notre Dame
- L.G. Dupre, B, Baylor
- Tom Feamster, E, Florida State
- Jack Patera, G, Oregon
(Choice from New York)
- George Preas, G, VPI
- Leo Lewis, B, Lincoln U. (Mo.)
- Frank McDonald, C, Miami (Florida)
- Dale Meinert, G, Oklahoma A&M
- Walter Bryan, B, Texas Tech
- William Evans, G, Miami (Ohio)
(Choice from New York)
- Jesse Arnette, E, Penn State
- Emil Radik, B, Omaha
- Dick Chorovich, T, Miami (Ohio)
- Pat Abbruzzi, B, Rhode Island
- John Lee, B, Georgia Tech
- Gerald Peterson, T, Texas
- Dick Laswell, T, TCU
- Wesley Clark, T, Mississippi Southern
- Charles Shepherd, B, North Texas State
- James Cobb, T, Abilene Christian

DRAFT HISTORY

1955 (Continued)

20. Charles Cianciola, C, Lawrence College
21. Nick Manych, C, Michigan State Normal
22. Jerry Welch, B, South Dakota State
23. Dick McNamara, B, Minnesota
24. Alex Esquivel, B, Mexico City College
25. Richard Grann, T, Rhode Island
26. Marion Minker, T, Bucknell
27. James Locke, T, VPI
28. Robert Myers, T, Ohio State
29. Bill Waters, T, Austin College

1956 (11/29/55, 1/19/56) Pos: 8th

1. Lenny Moore, HB, Penn State
2. Dick Donlin, E, Hamline
3. Bob Pascal, HB, Duke
4. B.C. Inabinet, T, Clemson
5. Herb Gray, E, Texas
6. Don Schmidt, HB, Texas Tech
7. Bill Waters, T, Austin
8. Bill Koman, G, North Carolina
9. John Lewis, E, Michigan State
10. Gene Scott, HB, Centre
11. Dennis Shaw, E, North Texas State
12. Steve Myhra, G, North Dakota
13. Jack Hill, HB, Utah State
14. Ted Schwanger, HB, Tennessee Poly
15. John Polzer, LB, Virginia
16. Gene Hendrix, HB, Drake
17. Bill Danenhauer, E, Emporia
18. Earl Looman, G, Stetson
19. Bob Fyvie, T, Lafayette
20. Bob Hill, FB, Jackson
21. Jim Harness, HB, Mississippi State
22. Pat Del Vicaro, G, Mississippi Southern
23. Al Stephenson, T, Idaho State
24. Bobby Fox, HB, East Texas State
25. Bradley Mills, HB, Kentucky
26. Jim Lohr, G, Southeastern Missouri
27. Herb Hartwell, HB, Virginia
28. John Shearer, QB, Shepherd
29. Jim Rusher, E, Kansas State
30. Terry Sweeney, HB, M. Tenn. State

1957 (11/27/56) Pos: 7th

1. Jim Parker, T, Ohio State
2. Don Shinnick, LB, UCLA
3. Luke Owens, T, Kent State
4. Jackie Simpson, HB, Florida
5. Ron Underwood, HB, Arkansas
6. Bill Pricer, FB, Oklahoma
7. Reuben Saage, HB, Baylor
8. Jack Harmon, HB, East Oregon State
9. Robert White, T, Otterbein
10. Joe Grisham, E, Austin Peay
11. Andy Nelson, QB, Memphis State
12. Don Simonic, T, Tennessee Poly
13. John Call, HB, Colgate
14. Joe Guido, HB, Youngstown
15. Hall Whitley, C, Texas A&I
- 16A. Joe Cannavino, HB, Ohio State
(From Pitt. for RB-Charles Shepherd)
- 16B. Ed Preelock, T, Kansas
17. Dan Wisniewski, G, Pittsburgh
18. Jim Villa, HB, Allegheny
19. Charles Froehle, T, St. John's of Minn.
20. Walt Livingstone, HB, Heidelberg
21. Owen Mulholland, HB, Houston
22. Chet Van Atta, LB, Kansas
23. Connie Baird, E, Hardin-Simmons
24. Harwood Hoefft, E, South Dakota State
25. Harlon Geach, T, College of Idaho
26. Joe Unitas, T, Louisville
27. Len DeMalon, LB, St. Vincent's (Pa.)
28. Walt Schneider, T, Colorado
29. Bob Rasmussen, G, Minnesota
30. Bob Bailey, E, Thiel

1958 (12/2/57, 1/28/58) Pos: 10th

1. Leonard Lyles, HB, Louisville
2. Bob Stransky, HB, Colorado
3. Joe Nicely, G, West Virginia
4. Les Walters, E, Penn State
- 5A. Raymond Brown, QB-HB, Mississippi
(From Chi. Card. for DT-Tom Finnin)
- 5B. To New York for RB-Henry Moore
6. Bob Taylor, E, Vanderbilt
- 7A. John Sample, HB, Maryland State
(From Pittsburgh for B-Dick Young)
- 7B. John Diehl, T, Virginia
8. Floyd Peters, G, San Francisco State
9. Harold Bullard, FB, Lenoir Rhyne
10. Ray Chamber, HB, South Dakota
11. Bobby Jordan, HB, VMI
12. Tommy Addison, T, South Carolina
13. Jerry Richardson, E, Wofford
14. Ken Hall, HB-FB, Texas A&M
15. Les Carney, HB, Ohio
16. Arch Matsos, G-LB, Michigan State
17. James Reese, QB, Minnesota
18. Dave Lloyd, C, Georgia
19. Tim Murnen, G, Bowling Green
20. Tom Forrestal, QB, Navy
21. Jim Faulk, HB, Texas Christian
22. Bob McKee, E, Monmouth
23. Phil Parslow, HB, UCLA
24. Bobby Sandlin, HB, Tennessee
25. Jim Roundtree, HB, Florida
26. Bob Grimes, G, Central Michigan
27. George Dintiman, HB, Lock Haven
28. Jim Murphy, T, East Tennessee State
29. Doug Padgett, E, Duke
30. Gary Lund, G, Utah State

1959 (12/2/58, 1/22/59) Pos: 12th

1. Jackie Burkett, C, LB, Auburn
2. Dave Sherer, E, SMU
3. To Detroit for DE-Ray Krouse
4. Zeke Smith, G-LB, Auburn
5. Hanson Churchwell, G-LB, Mississippi
6. Palmer Pyle, T, Michigan State
7. Harold Lewis, HB, Houston
8. Tom Coffey, HB, West Texas State
9. Tom Brown, G, Minnesota
10. Don Stewart, E, SMU
11. Tom Stephens, HB, Syracuse
12. Richard Wood, QB, Auburn
13. Rudy Smith, G-T, Mississippi
14. Ferdie Burket, HB, SE Oklahoma
15. Ted Foret, T, Auburn
16. Morris Keller, T, Clemson
17. Leroy Bergan, T, South Dakota State
18. Opie Bandy, E-LB, Tulsa
19. Milton Crain, C-LB, Mississippi
20. Paul Balonick, C-LB, NC State
21. John Herrnstein, FB, Michigan
22. Lonny Leatherman, T, TCU
23. Bob Davis, HB, Houston
24. Bob Novogratz, G-LB, Army
25. Ed Kieffer, HB, Syracuse
26. Rene Lorio, HB, Mississippi Southern
27. Thurman Terry, T, Rice University
28. Fred Long, FB, Iowa
29. Perry McGriff, E, Florida
30. Blair Weese, FB, West Virginia Tech

1960 (11/30/59) Pos: 10th

1. Ron Mix, T, USC
- 2A. Don Floyd, T, TCU
- 2B. Marvin Terrell, G, Mississippi
(From New York for QB-George Shaw)
3. Jim Welch, HB, SMU
4. Gerhard Schwedes, HB, Syracuse
5. Marvin Lasater, HB, TCU
6. Al Bansavage, G, USC
7. Harry Beabout, T, Purdue
8. Jim Colvin, T, Houston
- 9A. Bob Hall, T, Kent State

DRAFT HISTORY

1960 (Continued)

- 9B. Don Perkins, HB, New Mexico
(From Philadelphia for B-Jimmy Carr)
- 10A. Ernest Barnes, C, North Carolina College
- 10B. Bobby Boyd, QB, Oklahoma
(From Wash. for G-Hanson Churchwell)
11. Bob Wehking, C, Florida
12. Bill Bucek, HB, Rice
13. Jim Nemeth, C, South Carolina
14. Dale Johannson, T, Augustana College
15. Larry Grantham, E, Mississippi
16. George Boynton, HB, East Texas State
17. Jim Beaver, T, Florida
18. Dan Sheeham, T, Chattanooga
19. Bill Carpenter, E, Army
20. Bob Hogue, T, Shepherd

1961 (12/27-28/60)

Pos: 7th

- 1A. Tom Matte, HB, Ohio State
- 1B. To San Francisco for E-Dee Mackey
2. Tom Gilburg, T, Syracuse
3. Jerry Hill, HB, Wyoming
4. Ken Gregory, E, Whittier
- 5A. Ron Osborne, T, Clemson
- 5B. Ed Dyas, FB, Auburn
(From Pittsburgh for DB-Bert Rechichar)
6. Don Kern, HB, VMI
7. Ike Grimsley, HB, Michigan State
8. Paul Terhes, QB, Bucknell
9. Pete Nicklas, T, Baylor
10. Bob Clemens, HB, Pitt
11. Ralph White, T, Bowling Green
12. Dick Reynolds, T, North Carolina State
13. Dallas Garber, FB, Marietta
14. Bob Hunt, T, SMU
15. E.A. Sims, E, New Mexico State
16. Tom Weisner, FB, Wisconsin
17. Steve Jastrzembski, E, Pittsburgh
18. Wilson Allison, T, Baylor
19. Joe Novsek, T, Tulsa
20. Al Kimbrough, HB, Northwestern

1962 (12/4/61)

Pos: 9th

1. Wendell Harris, HB, Louisiana State
2. Bill Saul, LB, Penn State
3. Dan Sullivan, T, Boston College
4. Jim Dillard, HB, Oklahoma State
- 5A. To Green Bay for QB-Lamar McHan
- 5B. Jerry Croft, G, Bowling Green
(Choice from Pittsburgh)
6. To Washington for DB-Gary Glick
7. Fred Miller, T, Louisiana State
8. Pete Brokaw, HB, Syracuse
- 9A. Roy Walker, FB, Purdue
(From Dallas for RB-Don Perkins)
- 9B. Walt Rappold, QB, Duke
10. Fred Moore, T, Memphis State
11. Scott Tyler, HB, Miami, Ohio
12. Bake Turner, HB, Texas Tech
13. Charles Holmes, FB, Maryland State
14. Stinson Jones, HB, VMI
15. Joe Monte, G, Furman
16. Ray Abruzzese, HB, Alabama
17. Bill Knocke, HB, Fresno State
18. Mel Rideout, QB, Richmond
19. Fred Gillett, HB, Los Angeles State
20. Herm McKee, HB, Washington State

1963 (12/3/62)

Pos: 5th

1. Bob Vogel, T, Ohio State
- 2A. John Mackey, E-HB, Syracuse
- 2B. Butch Wilson, FB, Alabama
(From Pittsburgh for DB-John Sample)
3. To St. Louis for E-Dick Bielski
- 4A. Jerry Logan, HB, West Texas State
- 4B. Harlow Fullwood, T, Virginia Union
(From Chicago for DB-Pete Manning)
5. Bill Ventura, E, Richmond
6. Jerry Cook, HB, Texas
7. Willie Richardson, E, Jackson State
8. Dave Hayes, FB, Penn State
9. Don Trull, QB, Baylor
10. Bill Siekierski, G, Missouri

1963 (Continued)

11. Winston Hill, T, Texas Southern
12. Butch Maples, C, Baylor
13. Paul Watters, T, Miami (Ohio)
14. Neil Petties, E, San Diego State
15. Leon Mavity, HB, Colorado
16. Dick Quast, E, Memphis State
17. Kern Carson, HB, San Diego State
18. Luther Woodruff, T, North Carolina A&T
19. Steve Berzansky, FB, West Virginia
20. D.L. Hurd, E, San Francisco State

1964 (12/2/63)

Pos: 8th

1. Marv Woodson, HB, Indiana
2. Tony Lorick, HB, Arizona State
3. To Dallas for RB-J.W. Lockett
4. Ted Davis, LB, Georgia Tech
5. Ed Lothamer, T, Michigan State
6. Jim Mazurek, T, Syracuse
7. Ken Sugarman, T, Whitworth
8. John Williamson, LB, Louisiana Tech
9. Vince Turner, HB, Missouri
10. To Detroit for K-Jim Martin
11. John Paglio, T, Syracuse
12. Ken Graham, HB, Washington State
13. Charlie Parker, T, Southern Mississippi
14. John Case, E, Clemson
15. Larry Kramer, T, Nebraska
16. Roger Lopes, FB, Michigan State
17. Don Green, HB, Susquehanna
18. Alvin Haymond, HB, Southern U
19. Owen Dejanovich, T, ASU (Flagstaff)
20. John Butler, FB, San Diego State

1965 (11/28/64)

Pos: 14th

1. Mike Curtis, FB-LB, Duke
2. Ralph Neely, T, Oklahoma
- 3A. To San Francisco for WR-Raymond Berry
- 3B. Glenn Ressler, G, Penn State
(From Pittsburgh for HB-Marv Woodson, LB-Bill Saul)
- 4A. Dave Johnson, HB, San Jose State
- 4B. Martin Schottenheimer, LB, Pitt
(From Washington for RB-J.W. Lockett)
5. John McGuire, E, Syracuse
- 6A. Al Atkinson, T, Villanova
- 6B. Bob Felts, HB, Florida A&M
(From New York for DB-Andy Nelson, WR-R.C. Owens)
7. John Kolocek, T, Corpus Christi
8. Roosevelt Davis, T, Tennessee A&I
9. Tom Bleick, HB, Georgia Tech
10. George Harold, HB, Allen U
11. Lamar Richardson, E, Fisk U
12. Ted Radosovich, G, Cincinnati
13. Bruce Airheart, HB, North Dakota State
14. Jerry Fishman, LB, Maryland
15. Roy Hilton, E, Jackson State
16. Steve Tensi, QB, Florida State
17. Fred Reichardt, E, Wisconsin
18. Charley King, HB, Purdue
19. Barry Brown, E-LB, Florida
- 20A. George Haffner, QB, McNeese State
- 20B. Raymond Johnson, C, Prairie View
(From Washington for K-Jim Martin)

1966 (11/27/65)

Pos: 15th

1. Sam Ball, T, Kentucky
2. Butch Allison, G, Missouri
3. Rick Kestner, E, Kentucky
- 4A. Rod Sherman, FL, Southern California
(From Dallas for G/T-Ralph Neely)
- 4B. Hoyle Granger, FB, Mississippi State
5. Choice to Dallas
6. Stas Maliszewski, LB, Princeton
- 7A. Dave Ellis, T, North Carolina State
(From San Francisco for DT-Dan La Rose)
- 7B. Ray Perkins, FL, Alabama
- 8A. Gerald Allen, HB, Omaha
(From Minnesota for T-Larry Kramer)
- 8B. Jack White, QB, Penn State
9. Gerald Gross, HB, Auburn
10. Claude Brownlee, DE, Benedict

DRAFT HISTORY

1966 (Continued)

11. Eric Crabtree, HB, Pittsburgh
12. Jim Carter, G, Tennessee A&I
13. Bob Hadrick, E, Purdue
14. Jim Ward, QB, Gettysburg
15. Lee Garner, LB, Mississippi
16. Rod Stewart, E, Duke
17. Randy Matson, T, Texas A&M
18. Ed Toner, T, Massachusetts
19. Ken Duke, FB, Morgan State
20. Tom Carr, T, Morgan State

1967 (3/14/67)

Pos: 20-18-19)

- 1A. Bubba Smith, DE, Michigan State (1)
(From N.O. for QB-Gary Cuozzo, OL-Butch Allison & D17-67)
- 1B. Jim Detwiler, HB, Michigan (20)
2. Rick Volk, DB, Michigan (45)
- 3A. Norman Davis, G, Grambling (54)
(From N.O. in QB-Gary Cuozzo trade)
- 3B. Leon Ward, LB, Oklahoma State (71)
4. Charles Stukes, DB, Maryland St. (100)
5. Ron Porter, LB, Idaho (126)
- 6A. Terry Southall, QB, Baylor (137)
(From Atlanta for T-Lou Kiriouac)
- 6B. To Atlanta for G-Dale Memmelaar
7. Bo Rein, FL, Ohio State (179)
- 8A. Lee Anderson, DT, Bishop (202)
(From St. L. for LB-Mike Strofolino)
- 8B. Cornelius Johnson, T, Va. Union (204)
9. Ron Kirkland, HB, Nebraska (229)
10. Leigh Gilbert, FB, Northern Illinois (258)
11. Herman Reid, T, St. Augustine's (290)
- 12A. Preston Pearson, DB, Illinois (298)
(From Pittsburgh for G-Jim Carter)
- 12B. J.B. Christian, G, Oklahoma State (307)
13. Marc Allen, DT, West Texas State (335)
14. Pat Conley, LB, Purdue (355)
15. Bob Wade, DB, Morgan State (385)
16. Don Alley, FL, Adams State (413)
17. To N.O. in QB-Gary Cuozzo trade

1968 (1/30-31/68)

Pos: 23-24)

1. John Williams, T, Minnesota (23)
2. Bob Grant, LB, Wake Forest (50)
3. Rich O'Hara, E, Northern Arizona (78)
4. James Duncan, DB, Maryland St. (107)
- 5A. Paul Elzey, LB, Toledo (126)
(From N.Y. for DT-Bob Lurtsema)
- 5B. To Cleveland for P-David Lee
6. Choice to Atlanta
7. Anthony Andrews, HB, Hamp. Inst. (188)
8. Tommy Davis, DT, Tennessee A&I (216)
9. Terry Cole, FB, Indiana (242)
- 10A. Ocie Austin, DB, Utah State (257)
(From Wash. for RB-Gerald Allen)
- 10B. Ed Tomlin, FB, Hampton Inst. (270)
11. Bill Pickens, G, Houston (296)
12. James Jackson, DT, Jackson St. (324)
13. Howie Tennebar, G, Kent State (350)
14. Charles Mitchell, TE, Alabama St. (378)
15. Jeff Beaver, QB, North Carolina (404)
16. Walt Blackledge, FL, San Jose St. (432)
17. Ray Pederson, G, St. Coll. of Iowa (458)

1969 (1/28-29/69)

Pos: 25th)

1. Ed Hinton, FL, Oklahoma (25)
- 2A. Ted Hendricks, LB, Miami (33)
(From N.O. for RB-Tony Lorick)
- 2B. Tom Maxwell, DB, Texas A&M (51)
3. Dennis Nelson, T, Illinois State (77)
- 4A. Jackie Stewart, FB, Texas Tech (87)
(From Wash. for RB-Gerald Allen)
- 4B. To Atlanta for G-Dan Grimm
- 5A. To Atlanta for G-Dan Grimm
- 5B. King Dunlap, DT, Tennessee A&I (129)
6. Bill Fortier, G, Louisiana State (154)
- 7A. Gary Fleming, LB, Stanford (163)
(From N.O. in QB-Gary Cuozzo trade)
- 7B. Roland Moss, RB, Toledo (181)
8. Sam Havrilak, DB, Bucknell (207)

1969 (Continued)

- 9A. George Wright, DT, Sam Houston (210)
(From Atlanta for C-Phil Sobocinski)
- 9B. Larry Good, QB, Georgia Tech (232)
10. Marion Griffin, TE, Purdue (259)
11. Ken Delaney, T, Akron (285)
12. Butch Riley, LB, Texas A&I (310)
13. Carl Mauck, LB, Southern Illinois (337)
14. Dave Bartlett, LB, Colorado (363)
15. George Thompson, DB, Marquette (389)
16. Jim McMillan, FL, The Citadel (415)
17. Joe Cowan, FL, Johns Hopkins (441)

1970 (1/27-28/70)

Pos: 18th)

1. Norm Bulaich, RB, TCU (18)
2. Jim Bailey, DT, Kansas (44)
- 3A. Jim O'Brien, K-WR, Cincinnati (70)
- 3B. Ara Person, TE, Morgan State (74)
(From Phil. for LB-Ron Porter)
- 4A. Steve Smear, DT, Penn State (95)
(From Wash. for LB-Dennis Gaubatz)
- 4B. To Green Bay for T-Ron Kostelnik
5. Billy Newsome, DE, Grambling (122)
6. Ron Gardin, FL, Arizona (148)
7. Gordon Slade, QB, Davidson (174)
8. Bob Bouley, T, Boston College (199)
9. Barney Harris, CB, Texas A&M (226)
10. Dick Palmer, LB, Kentucky (252)
11. George Edwards, RB, Fairmont St. (278)
12. Don Burrell, FL, Angelo State (304)
13. Dave Polak, LB, Bowling Green (330)
14. Tom Curtis, S, Michigan (356)
15. Philip Gary, DE, Kentucky State (382)
16. Jack Maitland, RB, Williams (408)
17. Alvin Pearman, RB, Colgate (434)

1971 (1/28-29/71)

Pos: 26th)

- 1A. Don McCauley, RB, North Carolina (22)
(From Miami for Don Shula)
- 1B. Leonard Dunlap, DB, N. Texas St. (26)
2. Bill Atessis, DT, Texas (52)
3. Karl Douglas, QB, Texas A&I (78)
4. To Pittsburgh for WR-Roy Jefferson
5. John Andrews, TE, Indiana (130)
6. Ken Frith, DT, Northeast Louisiana (156)
7. Gordon Bowdell, WR, Mich. St. (182)
8. Willie Bogan, DB, Dartmouth (207)
9. Bill Burnett, RB, Arkansas (234)
10. Rex Kern, QB, Ohio State (260)
11. Dave Jones, LB, Baylor (286)
- 12A. Bob Wuensch, T, Texas (294)
(From Pitt. for RB-Preston Pearson, DB-Ocie Austin)
- 12B. Bill Triplett, WR, Michigan State (312)
13. Tom Neville, LB, Yale (338)
14. Mike Mikolayunas, RB, Davidson (364)
15. Mike Hogan, LB, Michigan State (390)
16. Rich Harrington, DB, Houston (416)
17. Don Nottingham, RB, Kent State (441)

1972 (2/1-2/72)

Pos: 22nd)

1. Tom Drougas, T, Oregon (22)
- 2A. Jack Mildren, S, Oklahoma (46)
(From Oak. for DB-Tom Maxwell, D4 & D7-72)
- 2B. Glenn Doughty, WR, Michigan (47)
(From Wash. for LB-Bob Grant)
3. Lydell Mitchell, RB, Penn State (48)
To Oakland for WR-Eldridge Dickey
- 4A. To Oak. for LB-Bill Laskey & D2-72
- 4B. Eric Allen, WR, Michigan State (104)
(From S.D. for DT-George Wright)
- 5A. Don Croft, DT, Texas El Paso (115)
(From New England for DB-Ron Gardin)
- 5B. To New Orleans for G-John Shinnors
6. Bruce Laird, S, American Intl. (152)
- 7A. John Sykes, RB, Morgan State (169)
(From Wash. for LB-Bob Grant)
- 7B. To Oak. for LB-Bill Laskey & D2-72
- 8A. Al Qualls, LB, Oklahoma (191)
(From S.D. for DT-George Wright)
- 8B. Van Brownson, QB, Nebraska (204)

DRAFT HISTORY

1972 (Continued)

- 9A. Gary Hambell, DT, Dayton (215)
(From G.B. for DT-Jim DeLisle)
- 9B. To Cleveland for LB-Tom Beutler
- 10. Dave Schilling, RB, Oregon State (256)
- 11. Fred DeBernardi, DE, Tex. El Paso (282)
- 12. Gary Theiler, TE, Tennessee (308)
- 13. Herb Washington, WR, Mich. St. (334)
- 14. John Morris, C, Missouri Valley (359)
- 15. Robin Parkhouse, LB, Alabama (386)
- 16. Gary Wichard, QB, C.W. Post (412)
- 17. Stan White, LB, Ohio State (438)

1973 (1/30-31/73) Pos: 10th

- 1A. Bert Jones, QB, Louisiana State (2)
(From N.O. for DE-Billy Newsome & D4-73)
- 1B. Joe Ehrmann, DT, Syracuse (10)
- 2. Mike Barnes, DE, Miami (35)
- 3A. Bill Olds, RB, Nebraska (61)
(From Houston for C-Bill Curry)
- 3B. Jamie Rotella, LB, Tennessee (62)
- 4A. Gery Palmer, T, Kansas (83)
(From Phil. for RB-Norm Bulaich)
- 4B. Ollie Smith, WR, Tennessee State (85)
(From S.D. for DB-Leonard Dunlap)
- 4C. To New Orleans for D1-73
- 5. David Taylor, G, Catawba (114)
- 6. To N.O. for G-John Shinnors
- 7. To Denver for TE-John Mosier
- 8A. Ray Oldham, DB, Mid. Tennessee (189)
(From San Diego for RB-Tom Matte)
- 8B. Bill Windauer, G, Iowa (191)
- 9. To Wash. for WR-Cotton Speyrer & D1-73
- 10. To N.Y. Jets for DT-Chuck Hinton
- 11. Dan Neal, C, Kentucky (270)
- 12. Bernard Thomas, DE, W. Michigan (295)
- 13. Tom Pierantozzi, QB, West Chester (322)
- 14. Ed Williams, RB, West Virginia (347)
- 15. Jackie Brown, DB, South Carolina (374)
- 16. Marty Januszkiewicz, RB, Syracuse (399)
- 17. Guy Falkenhagen, T, N. Michigan (426)

1974 (1/29-30/74) Pos: 5th

- 1A. John Dutton, DE, Nebraska (5)
- 1B. Roger Carr, WR, Louisiana Tech (24)
(From L.A. for OG-John Williams)
- 2A. Fred Cook, DE, Sou. Mississippi (32)
- 2B. Ed Shuttlesworth, RB, Michigan (37)
(From Phil. for RB-Norm Bulaich)
- 3A. Glenn Robinson, LB, Oklahoma St. (57)
- 3B. Robert Pratt, G, North Carolina (67)
(From Denver for LB-Ray May)
- 4. Tony Bell, DB, Bowling Green (84)
- 5A. To Detroit for LB-Ed Mooney
- 5B. Doug Nettles, DB, Vanderbilt (129)
(From Minn. for DB-Charlie Stukes)
- 6A. To Miami for RB-Hubert Ginn
- 6B. Danny Rhodes, LB, Arkansas (140)
(From N.E. for DB-Jack Mildren)
- 7A. Noah Jackson, G, Tampa (161)
- 7B. Dan Dickel, LB, Iowa (170)
(From Denver for LB-Bill Laskey)
- 7C. Freddie Scott, WR, Amherst (174)
(From Buffalo for TE-John Mosier)
- 8A. Greg Latta, TE, Morgan State (188)
- 8B. Paul Miles, RB, Bowling Green (198)
(From Denver for LB-Ray May)
- 9. To Wash. for WR-Cotton Speyrer & D1-73
- 10A. Bob Van Duyne, G, Idaho (240)
- 10B. Glenn Ellis, DT, Elon (257)
(From L.A. for DB-Jerry Logan)
- 11. Tim Rudnick, DB, Notre Dame (265)
- 12A. Dave Simonson, T, Minnesota (292)
- 12B. Bob Bobrowski, QB, Purdue (307)
(From Wash. for LB-Ed Mooney)
- 13. Randy Hall, DB, Idaho (317)
- 14. Ed Collins, WR, Rice (344)
- 15. Pat Kelly, LB, Richmond (369)
- 16. Dave Margavage, T, Kentucky (396)
- 17A. Tim Berra, WR, Massachusetts (421)
- 17B. Buzzy Lewis, DB, Florida State (436)
(From Wash. for OG-Cornelius Johnson)

1975 (1/28-29/75) Pos: 1st

- 1A. To Atl. for OT-George Kunz & D1-75
- 1B. Ken Huff, G, North Carolina (3)
(From Atl. in OT-George Kunz trade)
- 2. To G.B. for LB-Tom MacLeod & D8-75
- 3A. Mike Washington, DB, Alabama (53)
- 3B. Dave Pear, DT, Washington (56)
(From Chi. for rights to TE-Greg Latta)
- 4A. Marshall Johnson, RB, Houston (80)
- 4B. Paul Linford, DT, Brigham Young (93)
(From N.Y. Jets for DT-Jim Bailey)
- 5. Roosevelt Leaks, RB Texas (105)
- 6A. To Atl. in OT-George Kunz trade
- 6B. Don Westbrook, WR, Nebraska (131)
(From N.Y. Giants for DE-Roy Hilton)
- 7A. Kim Jones, RB, Colorado State (157)
- 7B. Steve Joachim, QB, Temple (160)
(From Chi. for rights to TE-Greg Latta)
- 7C. Derrel Luce, LB, Baylor (168)
(From Chi. for rights to TE-Greg Latta)
- 8A. John Bushong, DE, W. Kentucky (184)
- 8B. Greg Denboer, TE, Michigan (187)
(From Denver for T-Tom Drougas)
- 8C. Mario Cage, RB, NW Louisiana (192)
(From G.B. in LB-Ted Hendricks trade)
- 9. Royce McKinney, DB, Kentucky St. (209)
- 10. Phil Waganheim, P, Maryland (236)
- 11. Dave Hazel, WR, Ohio State (261)
- 12. Brad Storm, LB, Iowa State (288)
- 13. John Roman, G, Idaho State (313)
- 14. Mike Smith, C, SMU (339)
- 15. John Goodie, RB, Langston (365)
- 16A. Bill Malouf, WR-DB, Mississippi (392)
- 16B. Mike Evavold, DT, Macalester (399)
(From S.F. in conditional trade)
- 16C. Bob Smith, DB, Maryland (409)
(From Oak. for D13 & D17-76)
- 17A. David McKnight, LB, Georgia (416)
- 17B. Mike Bengard, DE, NW Iowa (426)
(From S.F. in conditional trade)
- 17C. Frank Russell, WR, Maryland (440)
(From Oak. for D13 & D17-76)

1976 (4/8-9/76) Pos: 20th

- 1. Ken Novak, DT, Purdue (20)
- 2. To Pitt. for rights to T-Ed George
- 3A. Ed Simonini, LB, Texas A&M (81)
- 3B. Ron Lee, RB, West Virginia (90)
(From T.B. for DB-Mike Washington)
- 4. To Pitt. for rights to T-Ed George
- 5A. Sanders Shlver, LB, Car.-Newman (134)
(From Chi. for rights to G-N. Jackson)
- 5B. Mike Kirkland, QB, Arkansas (143)
- 6. To Buffalo for LB-Jim Cheyunski
- 7. To Chicago for D7-75 & D5-76
- 8. Ricky Thompson, WR, Baylor (228)
- 9. Stu Levenick, T, Illinois (258)
- 10. Tim Baylor, DB, Morgan State (283)
- 11. Rick Gibney, DT, Georgia Tech (310)
- 12. Frank Stavroff, K, Indiana (339)
- 13. To Oakland for D16 & D17-75
- 14. Jeremiah Cummings, DE, Alb. (Ga.) St. (394)
- 15. Gary Alexander, T, Clemson (424)
- 16A. Mike Fuhrman, TE, Memphis St. (449)
(From Wash. for WR-Cotton Speyrer)
- 16B. Steve Ludwig, C, Miami (Fla.) (451)
- 17. To Oakland for D16 & D17-75

1977 (5/3-4/77) Pos: 26th

- 1. Randy Burke, WR, Kentucky (26)
- 2. Mike Ozdowski, DE, Virginia (53)
- 3. To St. Louis for DB-Norm Thompson
- 4. To Washington for RB-Herb Mul-Key
- 5. To N.O. for RB-Howard Stevens
- 6. Calvin O'Neal, LB, Michigan (163)
- 7. Blanchard Carter, T, Nev.-Las Vegas (193)
- 8. Kenneth Helms, T-C, Georgia (220)
- 9. Glen Capriola, RB, Boston College (247)
- 10. Ron Baker, G, Oklahoma State (277)
- 11. Brian Ruff, LB, The Citadel (304)
- 12. Bill Deutsch, RB, North Dakota (331)

DRAFT HISTORY

1978 (5/2-3/78) Pos: 25th

1. Reese McCall, TE, Auburn (25)
2. Mike Woods, LB, Cincinnati (52)
3. To San Francisco for C-Forest Blue
4. To Detroit for DT-Herb Orvis
- 5A. Frank Myers, OT, Texas A&M (117)
(From S.F. for QB-Marty Domres)
- 5B. To Kansas City for LB-Willie Lanier
6. Ben Garry, RB, S. Mississippi (161)
7. Jeff Logan, RB, Ohio State (191)
8. Monte Anthony, RB, Nebraska (218)
9. Dave Studdard, OT, Texas (245)
10. Dallas Owens, DB, Kentucky (275)
11. Henry Mason, WR, Cent. Missouri (302)
12. Bruce Allen, P, Richmond (329)

1979 (5/3-4/79) Pos: 6th

1. Barry Krauss, LB, Alabama (6)
2. To Oakland for WR-Mike Siani
- 3A. To Tampa Bay for RB-Don Hardeman
- 3B. Kim Anderson, DB, Arizona State (69)
(From Houston for D3 & D7-79)
4. To Detroit for QB-Greg Landry
5. Larry Braziel, DB, USC (115)
- 6A. To Buffalo for DB-Dwight Harrison
- 6B. Jim Moore, OT, Ohio State (150)
(From Wash. for WR-Ricky Thompson)
7. To Houston for D3-79
- 8A. Steve Heimkreiter, LB, Notre Dame (197)
- 8B. Nesby Glasgow, DB, Washington (207)
(From Minn. for OT-Frank Myers)
9. Russ Henderson, P, Virginia (224)
10. Steven Stephens, TE, Oklahoma St. (254)
11. John Priestner, LB, W. Ontario (280)
12. Charles Green, WR, Kansas State (306)

1980 (4/29-30/80) Pos: 5th

- 1A. Curtis Dickey, RB, Texas A&M (5)
- 1B. Derrick Hatchett, DB, Texas (24)
(From Dallas for DE-John Dutton)
- 2A. Ray Donaldson, C, Georgia (32)
- 2B. Tim Foley, OT, Notre Dame (51)
(From Dallas for DE-John Dutton)
3. To Detroit for QB-Greg Landry
4. Ray Butler, WR, USC (88)
5. To Kansas City for RB-Mark Bailey
6. Chris Foote, C, USC (144)
7. Wesley Roberts, DE, TCU (170)
- 8A. Ken Walter, OT, Texas Tech (195)
(From Detroit for LB-Stan White)
- 8B. To Denver for P-Bucky Dilts
9. Mark Bright, RB, Temple (227)
10. Larry Stewart, OT, Maryland (254)
11. Ed Whitley, TE, Kansas State (280)
- 12A. Randy Bielski, K, Towson State (311)
- 12B. Marvin Sims, RB, Clemson (324)
(From Denver for RB-Don Hardeman)

1981 (4/28-29/81) Pos: 12-11

- 1A. Randy McMillan, RB, Pittsburgh (12)
- 1B. Donnell Thompson, DT, N. Carolina (18)
(From Minn. for D2a, D2b & D5-81)
- 2A. To Minnesota for D1-81
- 2B. To Minnesota for D1-81
3. Randy Van Divier, OT, Washington (68)
4. Tim Sherwin, TE, Boston College (94)
5. To Minnesota for D1-81
6. Bubba Green, DT, N. Carolina St. (149)
7. Obed Ariri, K, Clemson (178)
- 8A. Ken Sitton, DB, Oklahoma (204)
- 8B. Hosea Taylor, DT, Houston (220)
(From Phil. for OG-Ron Baker)
9. Tim Gooch, DE, Kentucky (233)
- 10A. Gregg Gerken, LB, N. Arizona (256)
(From S.F. for DT-Jim Krahl)
- 10B. Trent Bryant, DB, Arkansas (259)
11. Holden Smith, WR, California (288)
12. Eric Scoggins, LB, USC (315)

1982 (4/27-28/82) Pos: 2-1

- 1A. Johnnie Cooks, LB, Mississippi St. (2)
- 1B. Art Schlichter, QB, Ohio State (4)
(From L.A. for QB-Bert Jones)

1982 (Continued)

- 2A. Leo Wisniewski, NT, Penn State (28)
- 2B. Rohn Stark, P, Florida State (34)
(From L.A. for QB-Bert Jones)
3. James Burroughs, DB, Michigan St. (57)
4. Mike Pagel, QB, Arizona State (84)
5. Terry Crouch, OG, Oklahoma (113)
6. Pat Beach, TE, Washington State (140)
7. Fletcher Jenkins, NT, Washington (169)
8. Tony Loia, OG, Arizona State (196)
9. Tony Berryhill, C, Clemson (225)
10. Tom Deery, DB, Widener (252)
11. Lamont Meacham, DB, W. Kentucky (280)
12. Johnny Wright, RB, S. Carolina (307)

1983 (4/26-27/83) Pos: 1st

1. John Elway, QB, Stanford (1)
2. Vernon Maxwell, LB, Arizona State (29)
3. George Achica, NT, USC (57)
4. Phil Smith, WR, San Diego State (85)
5. Sid Abramowitz, OT, Tulsa (113)
- 6A. To San Diego for K-Mike Wood
- 6B. Grant Feasel, C, Abilene Christian (161)
(From S.D. for DB-Bruce Laird)
7. Alvin Moore, RB, Arizona State (169)
8. To Denver for OT-Glenn Hyde
- 9A. Jim Mills, OT, Hawaii (225)
- 9B. Chris Rose, OT, Stanford (241)
(From Atl. for P-Dave Smigelsky)
10. Ronald Hopkins, DB, Murray St. (252)
11. Jim Bob Taylor, QB, Georgia Tech (280)
12. Carl Williams, WR, Tex. Southern (308)

1984 (5/1-2/84) Pos: 8th

- 1A. Leonard Coleman, DB, Vanderbilt (8)
- 1B. Ron Solt, OG, Maryland (19)
(From Denver for QB-John Elway)
2. Blaise Winter, DT, Syracuse (35)
3. Chris Scott, DT, Purdue (66)
- 4A. Craig Curry, DB, Texas (93)
- 4B. George Wonsley, RB, Miss. St. (103)
(From Seattle for WR-Roger Carr)
- 5A. Golden Tate, WR, Tennessee St. (120)
- 5B. Kevin Call, OT, Colorado State (130)
(From Seattle for OG-Robert Pratt)
6. Dwight Beverly, RB, Illinois (147)
7. To Det. for OT-Karl Baldischwiiler
8. Eugene Daniel, DB, Louisiana St. (205)
9. To Dallas for K-Raul Allegre
10. To Detroit for WR-Tracy Porter
11. Bob Stowe, OT, Illinois (290)
12. Steve Hathaway, DE, W. Virginia (317)

1984 USFL SUPPLEMENTAL DRAFT

1. Paul Bergmann, TE, UCLA
2. Albert Bentley, RB, Miami
3. Byron Smith, DT, California

1985 (4/30-5/1/85) Pos: 5-4

1. Duane Bickett, LB, USC (5)
2. Don Anderson, DB, Purdue (32)
3. Anthony Young, DB, Temple (61)
4. Willie Broughton, DE, Miami (88)
5. Roger Caron, OT, Harvard (117)
6. To Dallas for OT-Steve Wright
7. James Harbour, WR, Mississippi (173)
8. Ricky Nichols, WR, East Carolina (200)
9. Mark Boyer, TE, USC (229)
10. Andre Pinesett, DT, Cal-Fullerton (256)
11. To L.A. for DB-George Radachowsky
12. David Burnette, OT, C. Arkansas (312)

1986 (4/29-30/86) Pos: 7-6-5-4

- 1A. Jon Hand, DE, Alabama (4)
(From N.O. for D1 & D3-86)
- 2B. Jack Trudeau, QB, Illinois (47)
(From Dallas in D2 swap for QB-Gary Hogeboom)
3. To New Orleans for D1-86
4. Bill Brooks, WR, Boston University (86)
- 5A. Scott Kellar, DT, Northern Illinois (117)
- 5B. Gary Walker, C, Boston University (124)
(From S.D. for LB-Vernon Maxwell)

DRAFT HISTORY

1986 (Continued)

6. To L.A. for D7a, D7b & D12-86
- 7A. Steve O'Malley, NT, N. Illinois (171)
- 7B. Chris White, K, Illinois (172)
(From L.A. for D6-86)
- 7C. Tommy Sims, DB, Tennessee (190)
(From L.A. for D6-86)
8. Trell Hooper, DB, Memphis State (198)
9. Bob Brotzki, OT, Syracuse (228)
- 10A. To St. Louis for LB-Dave Ahrens
- 10B. Pete Anderson, C, Georgia (266)
(From S.D. for QB-Mark Herrmann)
11. To Buffalo for QB-Matt Kofler
- 12A. Steve Wade, DT, Vanderbilt (309)
- 12B. Isaac Williams, DT, Florida State (326)
(From L.A. for D6-86)

1987 (4/28/87) Pos: 2nd

1. Cornelius Bennett, LB, Alabama (2)
2. To Wash. for WR-Walter Murray
3. Chris Gambol, OT, Iowa (58)
4. Randy Dixon, OT, Pittsburgh (85)
5. Roy Banks, WR, Eastern Illinois (114)
6. Freddie Robinson, DB, Alabama (142)
7. Mark Bellini, WR, Brigham Young (170)
- 8A. To Tampa Bay for DB-John Holt
- 8B. Chuckie Miller, DB, UCLA (200)
(From Buffalo for OT-Roger Caron)
- 9A. To N.Y. Giants for DB-Kenny Daniel
- 9B. Bob Ontko, LB, Penn State (247)
(From Cleve. for QB-Mike Pagel)
10. Chris Goode, DB, Alabama (253)
11. Jim Reynosa, DE, Arizona State (281)
12. David Adams, RB, Arizona (309)

1988 (4/24-25/88) Pos: 21-20-22

1. To L.A. for RB-Eric Dickerson
2. To L.A. for RB-Eric Dickerson
3. Chris Chandler, QB, Washington (76)
4. Michael Ball, DB, Southern Univ. (104)
5. John Baylor, DB, S. Mississippi (129)
6. To Wash. for WR-Clarence Verdin
7. To N.Y. Giants for DT-Jerome Sally
8. To Buffalo for OT-Roger Caron
9. Jeff Herrod, LB, Mississippi (243)
10. O'Brien Alston, LB, Maryland (270)
11. Donnie Dee, TE, Tulsa (297)
- 12A. Aatron Kenney, WR, Wis.-St. Point (308)
(From Det. for QB-Derrick Ramsey)
- 12B. Tim Vesling, K, Syracuse (327)

1989 (4/30-5/1/89) Pos: 15-17-16

- 1A. To Seattle for LB-Fredd Young
- 1B. Andre Rison, WR, Michigan State (22)
(From Phil. for OG-Ron Solt)
2. To L.A. for RB-Eric Dickerson
3. Mitchell Benson, DT, TCU (72)
4. Pat Tomberlin, OT, Florida State (99)
5. To Washington for D4 & D8-90
6. Quintus McDonald, LB, Penn St. (155)
- 7A. Ivy Joe Hunter, RB, Kentucky (182)
- 7B. Charles Washington, DB, Cameron (185)
(From NYG for TE-Tim Sherwin)
8. Kurt Larson, LB, Michigan State (212)
9. William Mackall, WR, Tenn.-Martin (239)
10. Jim Thompson, OT, Auburn (266)
11. Wayne Johnson, QB, Georgia (296)
- 12A. William Dubose, RB, S.C. State (314)
(From T.B. for QB-Joe Ferguson)
- 12B. Steve Taylor, QB, Nebraska (323)

1990 (4/22-23/90) Pos: 12-11-14-13

- 1A. Jeff George, QB, Illinois (1)
(From Atl. for OT-Chris Hinton,
WR-Andre Rison, D5-90 & D1-91)
- 1B. To Seattle for LB-Fredd Young
2. Anthony Johnson, RB, Notre Dame (36)
3. To San Diego for LB-Chip Banks
- 4A. Stacey Simmons, WR, Florida (83)
(From Atl. with rights to D1-90)
- 4B. William Schultz, OG, USC (94)
- 4C. Alan Grant, DB, Stanford (103)
(From Washington for D5-89)

1990 (Continued)

- 4D. Pat Cunningham, OT, Texas A&M (106)
(From Phil. for OG-Ron Solt)
5. To Atlanta for D1 & D4-90
6. Tony Walker, LB, SE Missouri St. (148)
7. James Singletary, LB, E. Carolina (179)
- 8A. Ken Clark, RB, Nebraska (206)
- 8B. Harvey Wilson, DB, Southern Univ. (213)
(From Washington for D5-89)
9. Darvell Huffman, WR, Boston Univ. (232)
10. To Dallas for OT-Zefross Moss
11. Carnel Smith, DE, Pittsburgh (290)
- 12A. Gene Benhart, QB, W. Illinois (311)
(From S.D. for DB-Leonard Coleman)
- 12B. Dean Brown, OG, Notre Dame (316)

1991 (4/21-22/91) Pos: 14-13

1. To Atlanta for D1 & D4-90
2. Shane Curry, DE, Miami (40)
3. Dave McCloughan, DB, Colorado (69)
4. Mark Vander Poel, OT, Colorado (96)
5. Kerry Cash, TE, Texas (125)
6. Mel Agee, DE, Illinois (152)
7. James Bradley, WR, Michigan St. (181)
8. Tim Bruton, TE, Missouri (208)
9. Howard Griffith, RB, Illinois (236)
10. Frank Giannetti, LB, Penn State (263)
11. Jerry Crafts, OT, Louisville (292)
12. Rob Luedeke, C, Penn State (319)

1992 (4/26-27/92) Pos: 1st

- 1A. Steve Emtman, DT, Washington (1)
- 1B. Quentin Coryatt, LB, Texas A&M (2)
(From T.B. for QB-Chris Chandler)
2. Ashley Ambrose, DB, Miss. Val. St. (29)
3. To L.A. for OT-Irv Pankey
- 4A. Rodney Culver, RB, Notre Dame (85)
- 4B. Anthony McCoy, NT, Florida (105)
(From Raid. for RB-Eric Dickerson)
5. Maury Toy, RB, UCLA (113)
6. Shoun Habersham, WR, UT-Chat. (141)
7. Derek Steele, DE, Maryland (169)
- 8A. Jason Belser, DB, Oklahoma (197)
- 8B. Ronald Humphrey, RB, Miss. Val. St. (212)
(From Raid. for RB-Eric Dickerson)
9. Eddie Miller, WR, South Carolina (225)
10. Stephen Grant, LB, West Virginia (253)
11. To L.A. for OT-Irv Pankey
12. Michael Brandon, DE, Florida (309)

1993 (4/25-26/93) Pos: 16-15-17

1. Sean Dawkins, WR, California (16)
- 2A. To Pittsburgh for D2 & D4-93
- 2B. Roosevelt Potts, RB, NE Louisiana (49)
(From Pittsburgh for D2-93)
- 3A. Ray Buchanan, DB, Louisville (65)
(From L.A. for D3 & D5-93)
- 3B. To L.A. D3-93
- 4A. Derwin Gray, DB, Brigham Young (92)
(From Chicago for D4 & D6-93)
- 4B. To Chicago for D4-93
- 4C. Devon McDonald, LB, Notre Dame (107)
(From Pittsburgh for D2-93)
5. To L.A. for D3-93
- 6A. Carlos Etheredge, TE, Miami (157)
- 6B. To Chicago for D4-93
7. Lance Lewis, RB, Nebraska (184)
8. Marquise Thomas, LB, Mississippi (211)

1994 (4/24-25/94) Pos: 2-3

- 1A. Marshall Faulk, RB, San Diego St. (2)
- 1B. Trev Alberts, LB, Nebraska (5)
(From L.A. for D1 & D3-94)
2. Eric Mahlum, OG, California (32)
- 3A. Jason Mathews, OT, Texas A&M (67)
- 3B. To L.A. for D1-94
4. Bradford Banta, TE, USC (106)
5. John Covington, DB, Notre Dame (133)
6. Lamont Warren, RB, Colorado (164)
7. Lance Teichelman, DL, Texas A&M (196)

DRAFT HISTORY

1995 (4/22-23/95) Pos: 15-16)

1. Ellis Johnson, DE/T, Florida (15)
2. Ken Dilger, TE, Illinois (48)
3. Zack Crockett, RB, Florida State (79)
4. Ray McElroy, DB, Eastern Illinois (114)
5. Derek West, OT, Colorado (149)
6. Brian Gelzheiser, LB, Penn State (187)
7. Jessie Cox, LB, Texas-Southern (223)

1996 (4/20-21/96 Pos: 22-21-20-19-18)

- 1A. Marvin Harrison, WR, Syracuse (19)
(From Atl. in QB-Jeff George trade)
- 1B. To T.B. for QB-Craig Erickson
2. Detric Mathis, DB, Houston (51)
3. Scott Slutzker, TE, Iowa (82)
4. Brian Milne, RB, Penn State (115)
5. Steve Martin, DT, Missouri (151)
- 6A. Keith Conlin, OT, Penn State (191)
- 6B. Mike Cawley, QB, James Madison (205)
(Compensatory Pick)
7. Adrian Robinson, DB, Baylor (232)

1997 (4/19-20 Pos: 19-18-17-21-20)

1. Tarik Glenn, OT, California (19)
2. Adam Meadows, OT, Georgia (48)
- 3A. To San Francisco for D3-97, D5-97
- 3B. Bert Berry, LB, Notre Dame (84)
(From San Francisco for D3-97)
4. Delmonico Montgomery, DB, Houston (117)
- 5A. Nathaniel Jacquet, WR,
San Diego State (150)
- 5B. Carl Powell, DE, Louisville (156)
(From San Francisco for D3-97)
6. Scott Von Der Ahe, LB, Arizona St. (182)
7. Clarence Thompson, DB,
Knoxville College (219)

HOW THE COLTS WERE BUILT

Year	Draft	Trade/Waivers	Free Agents
1984	Eugene Daniel (8)		
1992	Quentin Coryatt (1b) Tony McCoy (4b) Jason Belser (8a) Stephen Grant (10)		
1993	Sean Dawkins (1) Roosevelt Potts(2) Derwin Gray (4a)		
1994	Marshall Faulk (1a) Trev Alberts (1b) Eric Mahlum (2) Jason Mathews (3) Bradford Banta (4) Lamont Warren (6)		Aaron Bailey Tony Bennett-UFA (GB) Jim Harbaugh Brian Stablein Kipp Vickers Damon Watts Bernard Whittington
1995	Ellis Johnson (1) Ken Dilger (2) Zack Crockett (3) Ray McElroy (4) Derek West (5)		Cary Blanchard Chris Gardocki-UFA (Chi) Clif Groce Paul Justin Steve Morrison Marcus Pollard
1996	Marvin Harrison (1) Detric Mathis (2) Scott Slutzker (3) Steve Martin (5)		Elijah Alexander Troy Auzenne-UFA (Chi) Kerwin Bell Sammie Burroughs Chris Doering Steve Hardin Chris Hetherington Kelly Holcomb Richard Jones Jay Leeuwenburg-UFA (Chi) Tony Mandarich Arnold Mickens Leon Neal Kendel Shello Mark Stock Doug Widell-UFA (Det)

THE COLTS TRADE HISTORY

Trades from 1960-present are as complete as possible, errors will be changed with documentation; Numbers in parentheses denote overall draft pick; () denotes trade was cancelled by unmet condition; Players obtained through traded draft picks are identified.*

1997

4/19 D3-97 (77) to San Francisco for D3-97 (86), D5-97 (156). Colts-LB **BERT BERRY**, DE-CARL POWELL. SF-TE-GREG CLARK.

1995

4/27 D1-96 (22), D4-96(*) to Tampa Bay for QB-CRAIG ERICKSON. TB-DT-MARCUS JONES.

1994

4/24 D1-94 (7-Atl.), D3-94 (83-Atl.) to L.A. Rams for D1-94 (5). Colts-LB-TREV ALBERTS, LA-RB-JAMES BOSTIC, dealt D1-94.

3/24 QB-JEFF GEORGE to Atlanta for D1-94 (7), D3-94 (83), D1-96 (19). Colts-dealt D1-94, D3-94 to Rams for D1-94, chose WR-MARVIN HARRISON.

1993

4/25 D2-93 (44) to Pittsburgh for D2-93 (49), D4-93 (107-S.D.). Colts-RB-ROOSEVELT POTTS, LB-DEVON McDONALD. Pit-LB-CHAD BROWN.

4/25 D3-93 (73), D5-93 (127) to L.A. Rams for D3-93 (65). Colts-DB-RAY BUCHANAN LA-RB-RUSSELL WHITE, G-CHUCK BELIN.

4/25 D4-93 (100), D6-93 (156-G.B.) to Chicago for D4-93 (92). Colts-DB-DERWIN GRAY Chi-LB-MYRON BAKER, dealt D6-93.

1992

8/19 DB-DAVE McCLOUGHAN to Green Bay for D6-93 (156). Colts dealt pick to Bears for D4-93.

4/26 RB-ERIC DICKERSON to L.A. Raiders for D4-92 (105-Dal.), D8-92 (212). Colts-DT-TONY McCOY, RB-RONALD HUMPHREY.

1991

9/5 D3-92 (57), D11-92 (281) to L.A. Rams for OT-IRV PANKEY. LA-DT-MARC BOUTTE, LB-BRIAN TOWNSEND.

8/20 D9-92(*) to L.A. Raiders for TE-ROBERT TYLER.

1990

8/6 QB-CHRIS CHANDLER to Tampa Bay for D1-92 (2). Colts-LB-QUENTIN CORYATT.

4/22 OT-CHRIS HINTON, WR-ANDRE RISON, D5-90 (121), D1-1991 (13) to Atlanta for D1-90 (1), D4-90 (83). Colts-QB-JEFF GEORGE, WR-STACEY SIMMONS. Atl-TE-REGGIE REDDING, WR-MIKE PRITCHARD.

1989

10/17 D3-90 (67) to San Diego for LB-CHIP BANKS. SD-WR-WALTER WILSON.

8/22 NT-CHUCK EHIN to Dallas for D10-90(*).

8/22 D10-90 (259) to Dallas for OT-ZEFROSS MOSS. Dallas dealt pick.

8/21 D11-90(*) to Denver for OT-BILL CONTZ.

4/23 D5-89 (129) to Washington for D4-90 (103), D8-90 (213). Colts-DB-ALAN GRANT, DB-HARVEY WILSON. Wash-DB-TIM SMILEY.

1988

10/5 OG-RON SOLT to Philadelphia for D1-89 (22), D4-90 (106). Colts-WR-ANDRE RISON, OT-PAT CUNNINGHAM.

9/9 D1-89 (15), D1-90 (10) to Seattle for LB-FREDD YOUNG. Sea-OT-ANDY HECK, dealt D1-90.

8/30 D12-89(*) to Cleveland for LB-ANTHONY GRIGGS.

8/15 TE-TIM SHERWIN to N.Y. Giants for D7-89 (185). Colts-DB-CHARLES WASHINGTON.

7/8 DB-LEONARD COLEMAN to San Diego for D12-90 (311). Colts-QB-GENE BENHART.

5/5 D12-89(*) to Pittsburgh for TE-KEN WOODARD.

4/29 QB-JOE FERGUSON to Tampa Bay for D12-89 (314). Colts-RB-WILLIAM DuBOSE.

4/27 D11-89(*) to San Diego for QB-MARK HERRMANN.

4/27 D12-89(*) to Atlanta for WR-CHARLIE BROWN.

3/29 D6-88 (159) to Washington for WR-CLARENCE VERDIN. Wash-QB-STAN HUMPHRIES.

1987

10/31 Rights to LB-CORNELIUS BENNETT to Buffalo for D1-88 (14), D1-89 (26), D2-89 (53), RB-GREG BELL, then sent package and own D1-88 (20), D2-88 (47), D2-89 (45), RB-OWEN GILL to L.A. Rams for RB-ERIC DICKERSON. LA-WR-AARON COX, LB-FRED STRICKLAND, LB-FRANK STAMS (with Colts picks), RB-GASTON GREEN, RB-CLEVELAND GARY, DB-DARRYL HENLEY (with Bills picks).

10/1 Cash to Pittsburgh for DT-MARK SMYTHE.

9/3 D7-88 (186) to N.Y. Giants for NT-JEROME SALLY. NYG-TE-DANTA WHITAKER.

9/1 TE-DERRICK RAMSEY to Detroit for D12-88 (308). Colts-WR-AATRON KENNEY.

8/25 D12-89(*) to Detroit for DB-DEMETRIUS JOHNSON.

4/15 OT-ROGER CARON to Buffalo for D8-87 (200). Colts-DB-CHUCKIE MILLER. Colts sent D8-88 (213) to Buffalo when CARON retired. Buf-DT-JEFF WRIGHT.

4/1 D12-88(*) to N.Y. Jets for DB-KIRK SPRINGS.

1986

10/7 D2-87 (30) to Washington for rights to WR-WALTER MURRAY. Wash-DB-BRIAN DAVIS.

8/26 D9-87 (225) to N.Y. Giants for DB-KENNY DANIEL. NYG-OG-STAN PARKER.

8/13 D8-87 (197) to Tampa Bay for DB-JOHN HOLT. TB-NT-STAN MATAELE.

5/23 QB-MIKE PAGEL to Cleveland for D9-87 (247). Colts-LB-BOB ONTKO.

5/22 D10-86(*) to Detroit for LB-ROOSEVELT BARNES.

5/19 DT-JIM MILLS to Denver for D10-87(*).

TRADE HISTORY

- 4/29 D6-86 (144) to L.A. Rams for D7-86 (172-Hou.), D7-86 (190), D12-86 (326). Colts-K-CHRIS WHITE, DB-TOMMY SIMS, DT-ISAAC WILLIAMS. LA-OT-ROBERT COX.
4/29 D2-86 (33), D5-87(*) to Dallas for QB-GARY HOGEBOOM, D2-86 (47). Colts-QB-JACK TRUDEAU. Dal-RB-DARRYL CLACK.
4/18 D1-86 (6), D3-86 (60) to New Orleans for D1-86 (4). Colts-DE-JON HAND. NO-OT-JIM DOMBROWSKI, LB-PAT SWILLING.

1985

- 8/28 D10-86 (255) to St. Louis for LB-DAVE AHRENS. StL-WR-WES SMITH.
8/14 D11-86 (282) to Buffalo for QB-MATT KOFLER. Buf-DE-BILLY WITT.
8/ 3 D10-86(*) to New England for LB-TIM GOLDEN.
8/ 1 LB-VERNON MAXWELL to San Diego for D5-86 (124). Colts-C-GARY WALKER.
7/25 RB-ALVIN MOORE to Detroit for WR-ROBBIE MARTIN.
7/23 D12-86(*) to St. Louis for TE-EDDIE MCGILL.
5/16 WR-VICTOR OATIS to Cleveland for D12-86(*)
4/10 QB-MARK HERRMANN to San Diego for D10-86 (266). Colts-C-PETE ANDERSON.

1984

- 8/27 D11-85 (285) to L.A. Rams for DB-GEORGE RADACHOWSKY. LA-QB-DOUG FLUTIE.

1983

- 8/31 LB-MARK JERUE to L.A. Rams for QB-MARK REED.
8/29 D10-84 (259) to Detroit for WR-TRACY PORTER. Det-DB-WILLIAM FRIZZELL.
8/29 D9-84 (232) to Dallas for K-RAUL ALLEGRE. Dal-OL-JOHN HUNT.
8/27 D6-85 (144) to Dallas for OT-STEVE WRIGHT. Dal-DT-KURT PLOEGER.
8/18 TE-REESE McCALL to Tampa Bay for D7-84(*)
7/28 D7-84 (178) to Detroit for OT-KARL BALDISCHWILER. Det-LB-JIMMIE CARTER.
5/ 2 QB-JOHN ELWAY to Denver for OG-CHRIS HINTON, QB-MARK HERRMANN and D1-84 (19).Colts-OG-RON SOLT.

1982

- 9/ 6 D8-83 (197) to Denver for OL-GLENN HYDE. Den-QB-GARY KUBIAK.
9/ 4 WR-ROGER CARR to Seattle for D4-84 (103). Colts-RB-GEORGE WONSLEY.
8/31 D12-83(*) to Pittsburgh for LB-ZACK VALENTINE.
8/31 P-DAVE SMIGELSKY to Atlanta for D9-83 (242). Colts-OT-CHRIS ROSE.
7/13 OG-ROBERT PRATT to Seattle for D5-84 (130). Colts-OT-KEVIN CALL.
5/26 DB-BRUCE LAIRD to San Diego for D6-83 (161). Colts-C-GRANT FEASEL.
4/27 QB-BERT JONES to L.A. Rams for D1-82 (4), D2-82 (34). Colts-QB-ART SCHLICHTER, P-ROHN STARK.

1981

- 8/31 D6-83 (141) to San Diego for K-MIKE WOOD. SD-WR-TRUMAINE JOHNSON.
7/22 DE-FRED COOK to Washington for D9-82(*)
7/15 DB-LYLE BLACKWOOD to N.Y. Giants for D12-82(*)
4/28 D2-81 (39), D2-81 (52-L.A.), D5-81 (123) to Minnesota for D1-81 (18). Colts-DE-DONNELL THOMPSON. Min-WR-MARDYE McDOLE, RB-JARVIS REDWINE, DE-WENDELL RAY.
4/28 RB-JOE WASHINGTON to Washington for D2-81 (52-L.A.). Colts dealt pick to Vikings for D1-81.

1980

- 9/23 DT-JIM KRAHL to San Francisco for D10-81 (256). Colts-LB-GREGG GERKEN.
8/26 OG-RON BAKER to Philadelphia for D8-81 (220). Colts-DT-HOSEA TAYLOR.
8/14 D10-81(*) to Atlanta for LB-BRIAN CABRAL.
4/30 RB-DON HARDEMAN to Denver for D12-80 (324). Colts-RB-MARVIN SIMS.
4/24 LB-STAN WHITE to Detroit for D8-80 (195). Colts-T-KEN WALTER.
4/ 9 D5-80 (114) Kansas City for RB-MARK BAILEY. KC-WR-CARLOS CARSON.

1979

- 10/ 9 DE-JOHN DUTTON to Dallas for D1-80 (24), D2-80 (51). Colts-DB-DERRICK HATCHETT, T-TIM FOLEY.
8/21 D8-80 (197) to Denver for P-BUCKY DILTS. Den-WR-DON COLEMAN.
5/31 LB-CALVIN O'NEAL to Tampa Bay for D12-80(*)
5/ 3 D3-79 (72-Oak.), D7-79 (171) to Houston for D3-79 (69-Wash.). Colts-DB-KIM ANDERSON. Hou-RB-KENNY KING, DB-TIM RIES.
4/30 D4-79 (88), D5-79 (131-S.D.), D3-80 (62) to Detroit for QB-GREG LANDRY. Det- TE-ULYSSES NORRIS, C-WALT BROWN, WR-MIKE FRIEDE.

1978

- 8/28 RB-LYDELL MITCHELL to San Diego for RB-JOE WASHINGTON, D5-79 (131). Colts dealt pick to Lions for QB-GREG LANDRY.
8/28 D6-79 (141) and cash to Buffalo for DB-DWIGHT HARRISON. Buf-G-MIKE BURROW.
8/22 WR-RICKY THOMPSON to Washington for D6-79 (150). Colts-T-JIMMY MOORE.
8/16 OT-FRANK MYERS to Minnesota for D8-79 (207). Colts-DB-NESBY GLASGOW.
8/14 D3-79 (60) to Tampa Bay for RB-DON HARDEMAN. TB-RB-JERRY ECKWOOD.
7/22 TE-RAYMOND CHESTER, D2-79 (33) to Oakland for WR-MIKE SIANI, D3-79 (80). Colts dealt pick to Oilers for DB-KIM ANDERSON. Raiders dealt pick.
5/ 1 WR-FREDDIE SCOTT, D4-78 (107) to Detroit for DT-HERB ORVIS. Det-G-HOMER ELIAS.
4/24 D5-78 (134) to Kansas City for LB-WILLIE LANIER. KC-WR-ROBERT WOODS.

1977

- 9/ 6 D7-78(*) to Green Bay for DE-ALDEN ROCHE.
D3-77 (80) to St. Louis for DB-NORM THOMPSON. StL-RB-TERDELL MIDDLETON.

1976

- 8/30 QB-MARTY DOMRES to San Francisco for D5-78 (117) and cash. Colts-OT-FRANK MYERS.
7/ 2 K-ROD GARCIA to Tampa Bay for cash.
6/25 T-ED GEORGE to Philadelphia for cash.

TRADE HISTORY

- 4/ 2 **T-DENNIS NELSON** to Philadelphia for **QB-BILL TROUP**.
4/ 2 **DB-MIKE WASHINGTON** to Tampa Bay for D3-76 (90) and cash. Colts-**RB-RON LEE**.
- 1975**
9/15 D2-77(*), D3-78 (79) to San Francisco for **C-FORREST BLUE**, D15-76(*), D16-76(*). SF-**G-ERNE HUGHES**.
9/ 9 D5-77 (136) to New Orleans for **RB-HOWARD STEVENS**. NO-**T-DAVE HUBBARD**.
8/23 **T-DENNIS NELSON** to Washington for D12-76(*), D4-77(*-Balt.), D2-78(*), D3-78(*), D5-78(*).
8/19 **DT-PAUL LINFORD** to Green Bay for D4-76(*).
8/ 7 **WR-DAVE HAZEL** to Minnesota for D8-76(*).
7/29 **TE-RON MAYO** to San Diego for D6-76(*).
7/18 D6-76 (175) to Buffalo for **LB-JIM CHEYUNSKI**. Buf-**RB-DARNELL POWELL**.
7/18 D3-76(*) to Houston for **LB-AL COWLINGS**.
6/ 2 D4-77 (110) to Washington for **RB-HERB MUL-KEY**. Wash. dealt pick.
5/ 2 **TE-LARRY CHRISTOFF** to N.Y. Giants for rights to **DB-JIM SIMS**.
4/14 D2-76 (47), D4-76 (112) to Pittsburgh for rights to **T-ED GEORGE**. Pit-**QB-MIKE KRUCZEK**, **DB-WONDER MONDS**.
1/29 D13-76 (367), D17-76 (478) to Oakland for D16-75 (419), D17-75 (440). Colts- **DB-ROBERT SMITH**, **WR-FRANK RUSSELL**. Oak-**DE-CRAIG CRNICK**, **DB-BUDDY TATE**.
1/29 D15-76(*), D16-76(*) to San Francisco for D16-75 (399), D17-75 (426). Colts- **DT-MIKE EVAVOLD**, **DE-MIKE BENGARD**.
1/29 **WR-COTTON SPEYRER**, **OG-GLENN RESSLER** to Washington for D12-75(*), D16-76 (449). Colts-**TE-MIKE FURHMAN**.
1/28 Rights to **G-NOAH JACKSON**, D7-76 (201) to Chicago for D7-75 (168-NYJ), D5-76 (134). Colts-**LB-DERREL LUCE**, **LB-SANDERS SHIVER**. Chi. dealt pick.
1/28 **DT-JIM BAILEY** to N.Y. Jets for D4-75 (93). Colts-**DT-PAUL LINFORD**.
1/28 Rights to **TE-GREG LATTA** to Chicago for D3-75 (56), D7-75 (160). Colts-**DT-DAVID PEAR**, **QB-STEVE JOACHIM**.
1/23 D1-75 (1), D6-75 (132) to Atlanta for **DT-GEORGE KUNZ**, D1-75 (3). Colts-**OG-KEN HUFF**. Atl-**QB-STEVE BARTKOWSKI**, **LB-FULTON KUYKENDALL**.
- 1974**
9/12 D10-75 (246) to Houston for **TE-RON MAYO**.
8/23 **T-TOM DROUGAS** to Denver for D8-75 (187). Colts-**TE-GREG DENBOER**.
8/13 **LB-TED HENDRICKS**, D2-75 (28) to Green Bay for **LB-TOM MacLEOD**, D8-75 (192). Colts-**RB-MARIO CAGE**. GB dealt pick.
8/ 8 Cash to Denver for **LB-MIKE KACZMAREK**.
8/ 7 **C-FRED HOAGLIN** to Houston for D10-75 (246). Colts dealt pick to Oilers for **TE-RON MAYO** (9/12).
7/25 **TE-TOM MITCHELL** to San Francisco for D3-75 (53), D7-76 (201). Picks were part of **G-ELMER COLLETT**, **DB-MIKE SIMPSON** trades.
6/11 **DE-ROY HILTON** to N.Y. Giants for **RB-JOE ORDUNA**, D6-75 (131). Colts-**WR-DON WEST-BROOK**.
3/25 D7-76 (201) to San Francisco for **DB-MIKE SIMPSON**.
1/30 **DB-JACK MILDREN** to New England for D6-74 (140) and cash. Colts-**LB-DANNY RHODES**.
1/30 **LB-ED MOONEY** to Washington for D12-74 (307). Colts-**QB-BOB BOBROWSKI**.
1/30 **OG-CORNELIUS JOHNSON**, D17-75(*) to Washington for **RB-GEORGE NOCK**, D17-74 (436). Colts-**DB-BUZZY LEWIS**.
OG-JOHN WILLIAMS to L.A. Rams for D1-74 (24). Colts-**WR-ROGER CARR**.
- 1973**
10/ 3 **LB-RAY MAY** to Denver for D3-74 (67), D8-74 (198). Colts-**OG-ROBERT PRATT**, **RB-PAUL MILES**.
10/ 2 **RB-DON NOTTINGHAM**, D6-74 (136) to Miami for **RB-HUBERT GINN**. Mia-**DT-RANDY CROWDER**.
8/30 D5-74 (109) to Detroit for **LB-ED MOONEY**. Detroit dealt pick.
8/14 **LB-BILL LASKEY** to Denver for D7-74 (170). Colts-**LB-DAN DICKEL**.
8/ 1 D10-74(*) to Detroit for **DT-JOHN GORDON**.
7/27 Considerations sent to Detroit for **DT-JOE SCHMEISING** assumed by Colts for **WR-JIM O'BRIEN**.
7/23 **DB-CHARLIE STUKES** to Minnesota for D5-74 (129). Colts-**DB-DOUG NETTLES**.
7/19 **TE-JOHN MOSIER** to Buffalo for D7-74 (174). Colts-**WR-FREDDIE SCOTT**.
7/17 **DT-BUBBA SMITH** to Oakland for **TE-RAYMOND CHESTER**.
6/26 D3-75 (53), D5-76(*) to San Francisco for **G-ELMER COLLETT**.
6/13 D4-74 (84) to Detroit for **DT-JOE SCHMIESING**. Det. dealt pick to Colts for **WR-JIM O'BRIEN**.
3/15 **RB-TOM NOWATZKE** to Houston for D14-74(*).
2/ 8 **DT-FRED MILLER** to Washington for D10-74(*).
2/ 7 **G-DAN SULLIVAN** to Oakland for D14-74(*).
1/31 **DB-JERRY LOGAN** to L.A. Rams for D10-74 (257). Colts-**DT-GLENN ELLIS**.
1/30 D4-73 (93-Cin.) to Cleveland for **K-GEORGE HUNT**. Cle-**LB-ANDY DORRIS**.
1/29 **DE-BILLY NEWSOME**, D4-73 (86) to New Orleans for D1-73 (2). Colts-**QB-BERT JONES**. NO-**LB-JIM MERLO**.
1/29 **C-BILL CURRY** to Houston for D3-73 (61), **G-TOM REGNER**. Colts-**RB-BILL OLDS**.
1/27 **RB-NORM BULAICH** to Philadelphia for D4-73 (83), D2-74 (37). Colts-**T-GERY PALMER**, **RB-ED SHUTTLESWORTH**.
1/25 **RB-TOM MATTE** to San Diego for D8-73 (189). Colts-**DB-RAY OLDHAM**.
1/22 D3-73 (67-K.C.) to Cleveland for **C-FRED HOAGLIN**. Cle-**DE-BOB CRUM**.
1/22 **QB-JOHN UNITAS** to San Diego for cash.
- 1972**
10/24 **G-JOHN SHINNERS** to Cincinnati for D4-73 (93). Colts dealt pick to Browns for **K-GEORGE HUNT**.
9/11 D7-73 (166) to Denver for **TE-JOHN MOSIER**. Den-**DE-JOHN GRANT**.

TRADE HISTORY

- 9/ 7 D10-73 (243) to N.Y. Jets for **DT-CHUCK HINTON**. NYJ-**LB-JOE CARBONE**.
9/ 4 **DB-LEONARD DUNLAP** to San Diego for D4-73 (85). Colts-**WR-OLLIE SMITH**.
8/31 **T-LYNN LARSON** to Cleveland for D6-73(*).
8/25 **T-CRAIG ROBINSON** to Houston for cash.
8/ 7 **TE-JOHN ANDREWS**, D1-73 (25-Wash.) to San Diego for **QB-MARTY DOMRES**. SD-**WR-JOHNNY ROGERS**.
8/ 5 **TE-LLOYD EDWARDS**, **DB-WILLIAM WEST** to Oakland for cash.
8/ 4 Cash to N.Y. Jets for **TE-LLOYD EDWARDS**, **DB-WILLIAM WEST**.
7/31 **DB-TOM CURTIS** to L.A. Rams for D7-73(*).
7/23 **WR-ELDRIDGE DICKEY** to Kansas City for D3-73 (67). Colts dealt pick to Browns for **C-FRED HOAGLIN**.
1/31 **DT-GEORGE WRIGHT** to San Diego for D4-72 (104-Dal./N.O.), D8-72 (191). Colts- **WR-ERIC ALLEN**, **LB-AL QUALLS**.
1/28 **DB-JIM DUNCAN**, D5-72 (126), D6-73 (139) to New Orleans for **G-JOHN SHINNERS**. NO-**DB-BOB DAVIES**, dealt D6-73.
1/28 D3-72 (74) to Oakland for **WR-ELDRIDGE DICKEY**. Oak. dealt pick.

1971

- 9/27 **DB-RON GARDIN** to New England for D5-72 (115). Colts-**DT-DON CROFT**.
8/27 D10-72(*) to Pittsburgh for **LB-MARTIN SCHOTTENHEIMER**.
8/18 Withdrew claim of **DT-JIM DeLISLE** of Green Bay for D9-72 (215). Colts-**DT-GARY HAMBELL**.
8/16 **LB-BOB GRANT** to Washington for D2-72 (47), D7-72 (169). Colts-**WR-GLENN DOUGHTY**, **RB-JOHN SYKES**.
7/31 **WR-ROY JEFFERSON**, D9-73 (218), D9-74 (213) to Washington for D1-73 (25), **WR-COTTON SPEYRER**. Colts dealt pick to Chargers for **QB-MARTY DOMRES**. Wash-**RB-RICH GALBOS**, dealt D9-74.
7/ 7 **DB-TOM MAXWELL**, D4-72 (100), D7-72 (178) to Oakland for D2-72 (46), **LB-BILL LASKEY**. Colts-**DB-JACK MILDREN**. Oak-**C-DAVE DALBY**, **DB-DENNIS PETE**.
3/19 D9-72 (230) to Cleveland for **LB-TOM BEUTLER**. Cle-**WR-BILLY LeFEAR**.

1970

- 8/21 **WR-WILLIE RICHARDSON**, D4-71 (104) to Pittsburgh for **WR-ROY JEFFERSON**. Pit-**DL-DWIGHT WHITE**.
6/ 1 **RB-PRESTON PEARSON**, **DB-OCIE AUSTIN** to Pittsburgh for **LB-RAY MAY**, D12-71 (294). Colts-**T-BOB WUENSCH**.
4/13 Obtained D1-71 (22) from Miami for **DON SHULA**. Colts-**RB-DON McCAULEY**.
1/27 **LB-DENNIS GAUBATZ** to Washington for D4-70 (95), **DT-FRANK BOSCH**. Colts-**LB-STEVE SMEAR**.

1969

- 10/ 8 **LB-RON PORTER** to Phil. (thru Rams) for D3-70 (74). Colts-**TE-ARA PERSON**.
8/19 D4-70 (96) to Green Bay for **T-RON KOSTELNIK**. GB-**K-SKIP BUTLER**.
7/28 D6-70(*) to Atlanta for **RB-PERRY LEE DUNN**. Colts sent **WR-GAIL COGDILL** to Falcons to complete deal.
6/17 **DB-JIM DILLARD** to Minnesota for D6-70(*).
1/28 D4-69 (103), D5-69 (127-Dal.) to Atlanta for **G-DAN GRIMM**. Atl-**DB-DICKIE LYONS**, **DE-TONY PLEVIAK**.

1968

- 12/18 **DT-ANDY STYNCHULA** to Dallas for **WR-SIMS STOKES**, D5-69 (127). Colts dealt pick to Falcons for **G-DAN GRIMM**.
9/19 **RB-TONY LORICK** to New Orleans for D2-69 (33). Colts-**DT-TED HENDRICKS**.
9/16 **C-PHIL SOBOCINSKI** to Atlanta for D9-69 (210). Colts-**DT-GEORGE WRIGHT**.
9/10 **TE-BUTCH WILSON** to N.Y. Giants for **QB-EARL MORRALL**.
6/12 **LB/TE-BARRY BROWN** to N.Y. Giants for **DB-HENRY CARR**.
2/12 **DB-ALVIN HAYMOND** to Philadelphia for **RB-TIMMY BROWN**.
1/29 **DB-BOB WADE** to Pittsburgh for **QB-ED BROWN**.
* **DT-CHARLIE JOHNSON** to N.Y. Giants for undisclosed terms.

1967

- 10/ 4 D6-68(*) to Detroit for **HB-JIM TODD**.
9/22 **DT-BOB LURTSEMA** to N.Y. Giants for D5-68 (126). Colts-**LB-PAUL ELZEY**.
8/31 **RB-GERALD ALLEN** to Washington for D10-68 (257), D4-69 (87). Colts-**DB-OCIE AUSTIN**, **RB-JACKIE STEWART**.
4/ 5 **QB-GARY CUOZZO**, **OL-BUFORD ALLISON**, D17-67 (438) to New Orleans for **C-BILL CURRY**, D1- 67 (1), D3-67 (54), D7-69 (163). Colts-**DT-BUBBA SMITH**, **G-NORM DAVIS**, **LB-GARY FLEMING**. NO-**LB-BILLY BOB STEWART**.
* D6-68 (162) to Atlanta for undisclosed terms. Atl-**WR-RICK EBER**.

1966

- 10/22 **LB-MIKE STROFOLINO** to St. Louis for D8-67 (202). Colts-**T-LEE ANDERSON**.
8/27 **T-LOU KIROUAC** to Atlanta for D6-67 (137). Colts-**QB-TERRY SOUTHALL**.
8/ 8 **WR-JOHN McGUIRE** to Detroit for D6-67(*).
6/23 D6-67 (151) to Atlanta for **G-DALE MEMMELAAR**. Atl-**DB-MARTINE BIRCHER**.
* D5-68 (134) to Cleveland for **P-DAVID LEE**. Cle-**DB-JACKIE JACKSON**.
* **RB-WENDELL HARRIS** to N.Y. Giants for **DT-ANDY STYNCHULA**.
* **RB-DAVE HAYES** to Washington for **WR-BILL HUNTER**.
* **G-JIM CARTER** to Pittsburgh for D12-67 (298). Colts-**DB-PRESTON PEARSON**.
* **DL-THOMAS CARR**, **RB-KENNETH DUKE**, **DE-ROLAND ROGERS** to Washington for D9-67(*).
* Cash to Detroit for **RB-EARL HAWKINS**.

1965

- 10/18 **G/T-RALPH NEELY** to Dallas for **K/QB-BILLY LOTHTRIDGE**, D4-66. Colts-**WR-ROD SHERMAN**.

TRADE HISTORY

- 9/29 **LB-JOHN CAMPBELL** to Pittsburgh for **C-BUZZ NUTTER**.
- 1/28 **T-LARRY KRAMER** to Minnesota for **LB-JOHN CAMPBELL**, D8-66. Colts-**RB-GERALD ALLEN**.
- * **DT-DAN LA ROSE** to San Francisco for D7-66. Colts-**T-DAVE ELLIS**.
 - * **RB-JOE DON LOONEY**, D5-66 to Detroit for **LB-DENNIS GAUBATZ**. Detroit dealt pick.
 - * **P-TOM GILBURG** to L.A. Rams for D5-66(*).
 - * **C-JAMES MAPLES** to Pittsburgh for D10-65(*).
- 1964
- 9/ 8 **K-JIM MARTIN** to Washington for D20-65. Colts-**C-RAYMOND JOHNSON**.
- 8/25 **DB-ANDY NELSON**, **WR-R.C. OWENS** to N.Y. Giants for **RB-JOE DON LOONEY**, **T-LOU KIROUAC**, D6-65. Colts-**HB-BOB FELTS**.
- 4/ 2 **RB-J.W. LOCKETT** to Washington for D4-65. Colts-**LB-MARTIN SCHOTTENHEIMER**.
- * **G-PALMER PYLE** to Minnesota for **LB-STEVE STONEBREAKER**.
 - * **DT-JIM COLVIN** to Dallas **DT-GUY REESE**.
 - * D6-64(*) to Cleveland for **DE-JIM McCUSKER**.
 - * **RB-HERM McKEE** to Philadelphia for D9-65(*).
- 1963
- 9/ 3 **DB-MARY WOODSON**, **LB-BILL SAUL** to Pittsburgh for **K/DE-LOU MICHAELS**, D3-65. Colts-**G-GLENN RESSLER**.
- * D10-64 to Detroit for **K-JIM MARTIN**. Det-**RB-GLENN HOLTON**.
 - * D3-64 to Dallas for **RB-J.W. LOCKETT**. Dallas dealt pick.
 - * **DB-JOHN SAMPLE** to Pittsburgh for D2-63. Colts-**RB-BUTCH WILSON**.
 - * D3-65 to San Francisco for **WR-RAYMOND BERRY**. SF-**LB-JACK CHAPPLE**.
- 1962
- * D3-63 to St. Louis. St.L-**B-MIKE FRACCHIA**. St.L. sent **DB-JERRY NORTON** to Dallas and Colts obtained **E-DICK BIELSKI** from Cowboys in 3-way trade.
 - * **DB-PETE MANNING** to Chicago for D4-63. Colts-**T-HARLOW FULLWOOD**.
- 1961
- * **DB-JACKIE SIMPSON** to Pittsburgh for **DE-BILLY RAY SMITH**.
 - * **C-BUZZ NUTTER**, **DT-GENE LIPSCOMB** to Pittsburgh for **WR-JIMMY ORR**, **DT-JOE LEWIS**, **C/LB-DICK CAMPBELL**.
 - * **E-VINCE SCOTT** to Washington for **LB-TOM GUNDERMAN**.
 - * D6-62 to Washington for **DB-GARY GLICK**. Washington dealt pick.
 - * D5-62 to Green Bay for **QB-LAMAR McHAN**. GB-**B-CHUCK MORRIS**.
 - * Undisclosed terms to Pittsburgh for D5-62. Colts-**G-JERRY CROFT**.
 - * D20-62(*) to San Francisco for **RB-JOE PERRY**.
 - * **E-JERRY RICHARDSON**(*) to N.Y. Giants for **OG-JOHN GUZIK**.
 - * Undisclosed terms(*) to Pittsburgh for **E-E.A. SIMS**.
- 1960
- 7/20 **DB-BERT RECHICHAR** to Pittsburgh for D5-61. Colts-**RB-ED DYAS**.
- 7/14 **B-JIMMY CARR** to Philadelphia for D9-60. Colts-**RB-DON PERKINS**. **PERKINS** ruled property of Dallas, Colts gained D9-62. Colts-**RB-ROY WALKER**.
- * **G-HANSON CHURCHWELL** to Washington for D10-60. Colts-**QB-BOBBY BOYD**.
 - * **QB-GEORGE SHAW** to N.Y. Giants for D2-60, D1-61. Colts-**G-MARVIN TERRELL**. Colts dealt D1-61 (from NYG) to San Francisco for **E-DEE MACKKEY**. SF-**QB-BILLY KILMER**.
- 1959
- * D3-59 to Detroit for **DE-RAY KROUSE**. Det-**T-RON LUCIANO**.
- 1958
- * **B-DICK YOUNG** to Pittsburgh for D7-58. Colts-**DB-JOHN SAMPLE**.
 - * D5-58 to N.Y. Giants for **RB-HENRY MOORE**. NYG-**B-BOBBY CONRAD**.
 - * **DT-TOM FINNIN** to Chi. Cardinals for D5-58. Colts-**G-RAYMOND BROWN**.
 - * **G-DALE MEINERT** to Chi. Cardinals for **LB-LEO SANFORD**.
 - * Undisclosed terms to N.Y. Giants for **OT-DICK YELVERTON**.
- 1957
- * **RB-CHARLES SHEPHERD** to Pittsburgh for D16-57. Colts-**HB-JOE CANNAVINO**.
- 1955
- * **DB-TOM KEANE** to Chi. Cardinals for **RB-DICK YOUNG**.
 - * D4-55 to L.A. Rams for undisclosed terms.
 - * D10-55 to L.A. Rams for undisclosed terms.
- 1954
- * Undisclosed terms to N.Y. Giants for D9-55. Colts-**G-WILLIAM EVANS**.
 - * Undisclosed terms to N.Y. Giants for D4-55. Colts-**G-JACK PATERA**.
 - * **E-TOM FEAMSTER** to L.A. Rams for undisclosed terms.
 - * **B-THOMAS ALLMAN** to Green Bay for undisclosed terms.
 - * **B-JAMES KINCAID** to L.A. Rams for **T-JIM WINKLER**.
- 1953
- 3/25 **LB-TOM CATLIN**, **T-DON COLO**, **G-HERSHEL FORRESTER**, **T-MIKE McCORMACK**, **HB-JOHN PETTIBON** to Cleveland (3/25) for **QB-HARRY AGGANIS**, **T-DICK BATTEN**, **E-GERN NAGLER**, **DB-BERT RECHICHAR**, **G-ED SHARKEY**, **T-STU SHEETZ**, **DB-DON SHULA**, **G-ART SPINNEY**, **B-CARL TASEFF**, **G-ELMER WILLHOITE**.
- * D6-54 to Cleveland for **C-TOM COSGROVE**. Cle-**T-JAMES SMITH**.
 - * **HB-RAY PELFREY** to N.Y. Giants for **DT-TOM FINNIN**.
 - * Undisclosed terms to Detroit for **QB-TOM DUBLINSKI**.
 - * Undisclosed terms to Chicago for **QB-BOBBY WILLIAMS**.
 - * Undisclosed terms to Chicago for **G-DICK BARWEGAN**.
 - * Undisclosed terms to L.A. Rams for **G-BILL LANGE**.
 - * Undisclosed terms to L.A. Rams for **HB-TOM KALMANIR**.

FREE AGENCY

FREE AGENCY (1993-97) (through July 15, 1997)

1997

Players Signed by Colts (3): DB-Robert Blackmon (Seattle); DE-AI Fontenet (Chicago); DB-Carlton Gray (Seattle).

Former Colts Signed by Other Clubs (2): DB-Ray Buchanan (Atlanta-transitional); DT-Tony Siragusa (Baltimore).

1996

Players Signed by Colts (5): LB-Elijah Alexander (Denver); LT-Troy Auzenne (Chicago); DB-Derrick Frazier (Philadelphia); C/G-Jay Leeuwenburg (Chicago); OL-Doug Widell (Detroit).

Former Colts Signed by Other Clubs (3): DB-Ashley Ambrose (Cincinnati); OG-Joe Staysniak (Green Bay); OT-Will Wolford (Pittsburgh).

1995

Players Signed by Colts (3): WR-Willie "Flipper" Anderson (Rams); P-Chris Gardocki (Chicago); TE-Ed West (Green Bay).

Former Colts Signed by Other Clubs (7): K-Dean Biasucci (Pittsburgh); TE-Kerry Cash (Raiders); OL-Cecil Gray (Raiders); QB-Don Majkowski (Detroit); RT-Zefross Moss (Detroit); DT-Thomas Sims (Minnesota); P-Rohn Stark (Pittsburgh).

1994

Players Signed by Colts (2): LB-Tony Bennett (Green Bay); WR-Floyd Turner (New Orleans).

Former Colts Signed by Other Clubs (0): None.

1993

Players Signed by Colts (3): WR-Aaron Cox (Rams); C-Kirk Lowdermilk (Minnesota); LT-Will Wolford (Buffalo).

Former Colts Signed by Other Clubs (2): WR-Bill Brooks (Buffalo); DB-Mike Prior (Green Bay).

"PLAN B" FREE AGENCY (1989-92)

1992

Players Signed by Colts (5): WR-Reggie Langhorne (Cleveland); OL-Trevor Matich (Jets); OL-Ron Solt (Philadelphia); P/QB-Tom Tupa (Phoenix); LB-Carl Zander (Cincinnati).

Former Colts Signed by Other Clubs (9): OL-Brian Baldinger (Buffalo); TE-Pat Beach (Jets); OL-Brian Blados (Seattle); QB-Rusty Hilger (Seattle); LB-Matt Jaworski (Pittsburgh); LB-Brian Jones (Miami); RB-Bruce Perkins (Cleveland); DB-Keith Taylor (New Orleans); DB-Charles Washington (Green Bay).

1991

Players Signed by Colts (2): DL-Travis Davis (New Orleans); LB-Cedric Figaro (San Diego).

Former Colts Signed by Other Clubs (6): LB-O'Brien Alston (Raiders); DL-Jeff Faulkner (Phoenix); RB-Ivy Joe Hunter (New England); LB-Kurt Larson (Green Bay); TE-Eugene Riley (Detroit); LB-Matt Vanderbeek (Minnesota).

1990

Players Signed by Colts (0): None.

Former Colts Signed by Other Clubs (8): TE-Mark Boyer (Jets); TE-John Brandes (Washington); DE-Ezra Johnson (Houston); LB-Cliff Odom (Miami); LB-Anthony Parker (Jets); DB-Bluce Plummer (San Diego); OL-Ben Utt (Atlanta); DB-Charles Washington (Kansas City).

1989

Players Signed by Colts (7): S-Keith Bostic (Houston); LB-Phillip Brown (Atlanta); DL-Sam Clancy (Cleveland); C-Stan Eisenhooth (Seattle); CB-Bruce Plummer (Miami); WR-Clarence Weathers (Cleveland); DL-Mitch Willis (Atlanta).

Former Colts Signed by Other Clubs (7): WR-Mark Bellini (Phoenix); NT-Byron Darby (Rams); QB-Gary Hogeboom (Phoenix); LB-Barry Krauss (Cleveland); LB-Orlando Lowry (Kansas City); OT-Joel Patten (San Diego); CB-Willie Tullis (Detroit).

*List includes Unrestricted, Restricted and "Plan B" free agents and does not include free agents signed after being waived.

ATTENDANCE HISTORY

COLTS ATTENDANCE HISTORY

Year	Home Games	Home Attendance	Road Games	Road Attendance	REG. SEASON ATTENDANCE	Playoffs No. Games	ATTENDANCE W/PLAYOFFS
1953	6	169,975	6	178,478	348,453		
1954	6	164,238	6	177,069	341,307		
1955	6	236,826	6	240,634	477,460		
1956	6	238,421	6	265,598	504,019		
1957	6	279,888	6	274,913	554,801		
1958	6	321,849	6	353,107	674,956	64,195 - 1	739,141
1959	6	343,373	6	285,524	628,897	57,545 - 1	686,442
1960	6	342,858	6	292,947	635,805		
1961	7	391,812	7	306,261	698,073		
1962	7	391,659	7	336,043	727,702		
1963	7	403,835	7	299,929	703,764		
1964	8	474,352	6	289,374	763,726	79,544 - 1	843,270
1965	7	416,361	7	339,116	755,477	116,053 - 2	871,530
1966	7	418,143	7	352,664	770,807	58,088 - 1	828,895
1967	7	418,143	7	387,154	805,297		
1968	7	418,292	7	366,131	784,423	216,255 - 3	1,000,678
1969	7	414,918	7	406,530	821,448		
1970	7	415,351	7	347,476	762,827	186,699 - 3	949,526
1971	7	407,911	7	414,030	821,941	152,711 - 2	974,652
1972	7	395,026	7	405,064	800,090		
1973	7	382,711	7	432,296	815,007		
1974	7	282,029	7	406,813	688,842		
1975	7	333,605	7	409,892	743,497	59,053 - 1	802,550
1976	7	374,453	7	381,739	756,192	60,020 - 1	816,212
1977	7	386,503	7	409,824	796,327	60,763 - 1	857,090
1978	8	405,193	8	432,360	837,553		
1979	8	337,891	8	482,480	820,371		
1980	8	333,208	8	477,850	811,058		
1981	8	336,652	8	508,477	845,129		
1982	4	107,646	5	236,646	344,292		
1983	8	335,742	8	442,188	777,930		
1984	8	481,305	8	342,665	823,970		
1985	8	471,788	8	362,871	834,659		
1986	8	442,534	8	383,045	825,579		
1987	8	436,867	7	347,561	784,428	79,838 - 1	864,266
1988	8	468,369	8	449,892	918,261		
1989	8	467,446	8	475,038	942,484		
1990	8	440,681	8	412,889	853,570		
1991	8	434,008	8	362,211	796,219		
1992	8	392,069	8	387,858	779,927		
1993	8	407,928	8	454,963	862,891		
1994	8	396,462	8	458,963	855,425		
1995	8	440,613	8	469,253	909,866	199,838 - 3	1,009,704
1996	8	438,026	8	505,584	943,610	58,078 - 1	1,001,688

10 LARGEST HOME ATTENDANCES

61,479	Pittsburgh	11/13/83
60,891	Miami	9/23/96
60,763	Pittsburgh	10/30/77
60,763	Washington	11/ 7/77
60,763	New England	12/18/77
60,762	Washington	11/ 6/78
60,586	Dallas	12/ 6/81
60,548	Miami	12/14/75
60,544	Denver	10/31/88
60,519	Chicago	11/17/91

10 SMALLEST HOME ATTENDANCES

19,073	Miami	1/ 2/83
23,093	Chicago	11/21/54
23,598	Cincinnati	12/ 5/82
23,715	Chicago	9/27/53
23,875	San Francisco	11/28/54
25,159	Detroit	10/ 3/53
25,287	Detroit	11/ 6/54
25,920	Green Bay	12/19/82
26,005	San Francisco	11/29/53
27,088	N.Y. Giants	10/ 2/54

10 LARGEST ROAD ATTENDANCES

100,202	L.A. Rams	12/ 6/58
80,638	Detroit	11/16/80
80,636	New Orleans	10/19/69
80,132	Cleveland	10/14/62
80,010	Miami	12/16/72
79,404	Buffalo	10/16/94
79,401	Buffalo	10/ 6/96
79,256	Buffalo	11/12/89
79,101	Buffalo	11/21/93
79,015	Buffalo	10/13/91

10 SMALLEST ROAD ATTENDANCES

9,860	Buffalo	10/ 4/87
18,713	Green Bay	10/18/53
19,429	New England	12/ 6/92
19,786	Green Bay	11/13/54
20,131	New England	12/ 8/91
20,693	Buffalo	12/ 2/84
21,762	Kansas City	11/24/85
22,383	New England	12/16/84
23,432	San Francisco	12/13/53
23,566	Washington	10/31/54

FIVE LARGEST REGULAR SEASONAL ATTENDANCES

HOME	AWAY	TOTAL
481,305	1984	943,610
474,352	1964	942,484
471,788	1985	918,261
468,369	1988	909,866
467,446	1989	862,891

COLTS REGULAR SEASON ATTENDANCE HISTORY BY OPPONENT

HOME GAMES

OPPONENT	No.	Attendance	LARGEST	Date
Dolphins	27	1,450,611	60,891	9/23/96
Bills	26	1,319,522	60,253	12/13/87
Jets	26	1,280,211	60,388	9/ 2/84
Patriots	27	1,383,317	60,753	12/18/77
Rams	20	1,061,524	60,239	1965-68
Lions	19	966,693	6,238	1965-67,69
49ers	19	985,609	60,238	1967,69
Bears	19	970,832	60,519	11/17/91
Packers	19	955,899	60,238	1965-67,69
Redskins	14	762,025	60,753	11/ 7/77
Browns	12	650,083	60,238	10/20/68
Vikings	7	399,277	60,238	1966,68
Chargers	10	547,976	60,459	11/ 8/87
Steelers	7	397,804	61,479	11/13/83
Bengals	7	293,268	59,387	9/13/87
Eagles	6	325,297	60,240	12/ 6/70
Broncos	6	329,951	60,544	10/31/88
Oilers	9	451,942	60,020	11/ 1/76
Cardinals	9	454,472	60,274	9/16/84
Cowboys	4	240,269	60,586	12/ 6/81
Giants	3	145,805	60,029	9/15/63
Falcons	4	235,007	60,238	1968,69
Chiefs	5	220,174	54,950	10/ 7/90
Buccaneers	4	196,464	60,468	12/27/87
Saints	3	166,043	60,238	12/10/67
Raiders	2	100,031	59,008	10/28/73
Seahawks	1	49,876	49,876	10/ 2/94
Jaguars	0	0	0	
Ravens	1	56,978	56,978	10/13/96
Panthers	0	0	0	
TOTAL	316	16,396,960		

ROAD GAMES

OPPONENT	No.	Attendance	LARGEST	Date	SMALLEST	Date	TOTAL
Dolphins	27	1,621,467	80,010	12/16/72	45,236	12/ 4/88	3,072,078
Bills	27	1,603,593	79,404	10/16/94	9,860	10/ 4/87	2,923,115
Jets	27	1,480,923	65,542	10/ 1/89	33,684	12/13/92	2,761,134
Patriots	26	1,260,718	61,297	1979,80	19,429	12/ 6/92	2,644,035
Rams	19	1,091,734	100,202	12/ 6/58	26,696	12/ 5/53	2,153,258
Lions	17	930,475	80,638	11/16/80	46,508	11/ 7/53	1,897,168
49ers	19	834,525	61,214	11/12/72	23,432	12/13/53	1,820,134
Bears	18	836,786	59,997	12/ 8/85	27,845	10/10/54	1,807,618
Packers	18	664,778	53,492	11/13/88	18,713	10/18/53	1,620,677
Redskins	11	488,032	55,045	12/13/81	23,566	10/31/54	1,250,057
Browns	8	561,335	80,132	10/14/62	42,404	11/11/56	1,211,418
Vikings	11	489,792	58,342	11/20/88	30,787	9/23/62	889,069
Chargers	6	264,777	49,711	12/26/82	37,322	10/23/88	812,153
Steelers	8	381,467	57,249	9/ 8/85	41,597	12/ 9/78	779,271
Bengals	9	462,391	60,051	11/25/90	43,991	12/ 7/80	755,659
Eagles	7	396,467	72,200	11/15/81	27,813	11/15/83	721,764
Broncos	5	374,235	74,958	10/ 3/93	31,792	11/23/86	704,166
Oilers	5	224,570	50,815	9/21/80	31,792	11/23/86	676,512
Cardinals	3	127,646	48,282	12/ 4/76	31,885	12/ 2/90	582,118
Cowboys	7	427,924	65,053	9/ 4/78	25,500	10/30/60	579,995
Giants	6	339,726	76,671	12/16/79	33,982	11/13/55	573,729
Falcons	6	297,609	58,850	11/13/66	30,397	12/ 7/86	532,616
Chiefs	6	307,204	71,136	12/15/96	21,762	11/24/85	527,378
Buccaneers	4	146,836	56,585	10/ 4/92	25,577	12/15/85	343,300
Saints	3	173,767	80,636	10/19/69	49,009	12/14/89	339,810
Raiders	5	230,157	54,689	11/28/71	40,287	9/15/91	330,188
Seahawks	4	217,126	61,905	11/12/78	39,574	12/ 4/94	267,002
Jaguars	1	66,099	66,099	12/10/95	66,099	12/10/95	66,099
Ravens	0	0	0		0		56,978
Panthers	1	49,841	49,841	12/ 3/95	49,841	12/ 3/95	49,841
TOTAL	314	16,351,400					32,748,360

ATTENDANCE HISTORY

COLTS INDIVIDUAL RECORDS

National Football League records are indicated by an asterisk. Every attempt has been made to compile as complete a table of records as possible. Errors will be corrected if documented. Since the Colts joined the NFL in 1953, the league has increased the number of games played each season from 12 in 1953 to the current 16 in 1978. Here are the dates that the league increased the number of games played each season:

1953-60 12 games 1961-77 14 games 1978-1996 16 games

Note: The 1982 NFL regular season was reduced from 16 games to nine games because of a players' strike. The 1987 season was 15 games due to a players' strike.

SERVICE

MOST SEASONS

- 17 John Unitas, 1956-72
- 13 Raymond Berry, 1955-67
- 13 Eugene Daniel, 1984-96
- 13 Ray Donaldson, 1980-92
- 13 David Lee, 1966-78
- 13 Gino Marchetti, 1953-64, 66
- 13 Rohn Stark, 1982-94
- 13 Dick Szymanski, 1955, 57-68
- 12 Lenny Moore, 1956-67
- 12 Don Shinnick, 1957-68
- 12 Ordell Braase, 1957-68

MOST GAMES PLAYED

- 206 John Unitas, 1956-72
- 198 Eugene Daniel, 1984-96
- 197 Rohn Stark, 1982-94
- 188 David Lee, 1966-78
- 184 Ray Donaldson, 1980-92
- 164 Don Shinnick, 1957-68
- 164 Ordell Braase, 1957-68

MOST CONSECUTIVE GAMES PLAYED

- 155 Jerry Logan, 1963-72
- 139 Jim Parker, 1957-G2-1967
- 138 Alex Sandusky, 1957-68

SCORING

MOST POINTS (CAREER)

- 783 Dean Biasucci, 1984, 86-94
- 678 Lenny Moore, 1956-67
- 586 Lou Michaels, 1964-69
- 408 Raymond Berry, 1955-67
- 394 Toni Linhart, 1974-79
- 348 Don McCauley, 1971-81
- 342 Tom Matte, 1961-72
- 312 Steve Myhra, 1957-61
- 300 Jimmy Orr, 1961-70
- 264 Alan Ameche, 1955-60

MOST POINTS (SEASON)

- 135 Cary Blanchard, 1996
- 120 Lenny Moore, 1964
- 114 Dean Biasucci, 1988
- 112 Raul Allegre, 1983
- 109 Toni Linhart, 1976
- 106 Lou Michaels, 1967
- 104 Jim Martin, 1963
- 104 Lou Michaels, 1964
- 102 Lou Michaels, 1968
- 101 Lou Michaels, 1965
- 98 Lou Michaels, 1966

MOST POINTS (ROOKIE)

- 112 Raul Allegre, 1983
- 93 Jim O'Brien, 1970
- 78 Curtis Dickey, 1980
- 72 Marshall Faulk, 1994
- 70 George Hunt, 1973
- 54 Alan Ameche, 1955
- 54 Lenny Moore, 1956
- 54 Rodney Culver, 1992

MOST POINTS (GAME)

- 24 Lenny Moore vs. Chi, Oct. 4, 1958
- 24 Lenny Moore vs. LA Rams, Oct. 16, 1960
- 24 Lenny Moore vs. Min, Oct. 1, 1961
- 24 Lydell Mitchell vs. Buf, Oct. 12, 1975
- 24 Eric Dickerson vs. Den, Oct. 31, 1988
- 18 (20 times) Last: Marvin Harrison at K.C., Dec. 15, 1996

MOST POINTS (ROOKIE-GAME)

- 18 Billy Vessels vs. LA Rams, Nov. 25, 1956
- 18 Marshall Faulk vs. Hou, Sept. 4, 1994
- 18 Marvin Harrison at K.C., Dec. 15, 1996
- 16 Raul Allegre at Phil, Oct. 30, 1983
- 13 Raul Allegre at Den, Dec. 11, 1983

MOST POINTS (ROOKIE-GAME) (Continued)

- 12 (16 times) Last: Marshall Faulk vs. NYJ Oct. 30, 1994

MOST CONSECUTIVE GAMES SCORING

- 58 Lou Michaels, G13-1965/G14-1969
- 55 Steve Myhra, G8-1957/G14-1961
- 55 Dean Biasucci, G11-1987/G2-1991
- 44 Toni Linhart, G13-1974/G14-1977
- 28 Jim O'Brien, G1-1970/G14-1971
- 28 Cary Blanchard, G5-1995/G-16, 1996
- 27 Raul Allegre, G6-1984/G16-1985
- 26 Dean Biasucci, G2-5-1984, G1-1986/G9-1987
- 21 Steve Mike-Mayer, G12-1979/G16-1980
- 18 Lenny Moore, G7-9-1963, G1-1964/G1-1965

MOST CONSECUTIVE GAMES SCORING (ROOKIE)

- 14 Jim O'Brien, G1-14, 1970
- 11 Raul Allegre, G1-11, 1983
- 10 Buck McPhail, G1-10, 1953
- 7 Curtis Dickey, G7-13, 1980
- 5 Alan Ameche, G1-5, 1955
- 5 Steve Myhra, G8-12, 1957

MOST SEASONS LEADING TEAM

- 9 Dean Biasucci, 1986-94
- 5 Lenny Moore, 1956-58, 60, 64
- 4 Lou Michaels, 1965-68
- 4 Toni Linhart, 1974, 76-78
- 3 Jim O'Brien, 1970-72
- 3 Raul Allegre, 1983-85

MOST CONSECUTIVE SEASONS LEADING TEAM

- 9 Dean Biasucci, 1986-94
- 4 Lou Michaels, 1965-68
- 3 Lenny Moore, 1956-58
- 3 Jim O'Brien, 1970-72
- 3 Toni Linhart, 1976-78
- 3 Raul Allegre, 1983-85

MOST KICK-SCORING POINTS (SEASON)

- 135 Cary Blanchard, 1996
- 114 Dean Biasucci, 1988
- 112 Raul Allegre, 1983
- 109 Toni Linhart, 1976
- 106 Lou Michaels, 1967
- 104 Jim Martin, 1963
- 104 Lou Michaels, 1964

COLTS INDIVIDUAL RECORDS

MOST KICK-SCORING POINTS (GAME)

- 18 Lou Michaels vs. S.F., Sept. 25, 1966
- 17 Lou Michaels vs. StL., Oct. 12, 1964
- 16 Lou Michaels at Chi, Nov. 8, 1964
- 16 Toni Linhart vs. Buf, Dec. 12, 1965
- 16 Raul Allegre at Phil, Oct. 30, 1983
- 16 Dean Biasucci at Mia, Nov. 15, 1987
- 15 (3 times)
- 14 (3 times)
- 13 (14 times)

MOST NON KICK-SCORING POINTS (SEASON)

- 120 Lenny Moore, 1964
- 90 Lenny Moore, 1961
- 90 Lydell Mitchell, 1975

MOST NON KICK-SCORING POINTS (SEASON)

(Continued)

- 90 Eric Dickerson, 1988
- 84 Lenny Moore, 1958
- 84 Raymond Berry, 1959
- 84 Marshall Faulk, 1995
- 78 Lenny Moore, 1960
- 78 Tom Matte, 1969

MOST SEASONS 100+ POINTS

- 4 Lou Michaels
- 1 Allegre/Biasucci/Blanchard/Linhart/Martin/Moore/

MOST CONSECUTIVE SEASONS 100+ POINTS

- 2 Lou Michaels, 1964-65, 67-68

TOUCHDOWNS

MOST (CAREER)

- 113 Lenny Moore, 1956-67
- 68 Raymond Berry, 1955-67
- 58 Don McCauley, 1971-81
- 57 Tom Matte, 1961-72
- 50 Jimmy Orr, 1961-70
- 44 Alan Ameche, 1955-60
- 41 Lydell Mitchell, 1972-77
- 40 Jim Mutscheller, 1954-61
- 38 John Mackey, 1963-71
- 35 Eric Dickerson, 1987-91

MOST (SEASON)

- 20 Lenny Moore, 1964
- 15 Lenny Moore, 1961
- 15 Lydell Mitchell, 1975
- 15 Eric Dickerson, 1988
- 14 Lenny Moore, 1958
- 14 Raymond Berry, 1959
- 14 Marshall Faulk, 1995
- 13 Lenny Moore, 1960
- 13 Tom Matte, 1969
- 13 Curtis Dickey, 1980
- 12 Tom Matte, 1967
- 12 Marshall Faulk, 1994

MOST (ROOKIE)

- 13 Curtis Dickey, 1980
- 12 Marshall Faulk, 1994
- 9 Alan Ameche, 1955
- 9 Lenny Moore, 1956
- 9 Rodney Culver, 1992

MOST (GAME)

- 4 Lenny Moore vs. Chi, Oct. 4, 1958
- 4 Lenny Moore vs. LA Rams, Oct. 16, 1960
- 4 Lenny Moore vs. Min, Oct. 1, 1961
- 4 Lydell Mitchell vs. Buf, Oct. 12, 1975
- 4 Eric Dickerson vs. Den, Oct. 31, 1988
- 3 (20 times) Last: Marvin Harrison at K.C., Dec. 15, 1996

MOST (ROOKIE-GAME)

- 3 Billy Vessels vs. LA Rams, Nov. 25, 1956
- 3 Marshall Faulk vs. Hou, Sept. 4, 1994
- 3 Marvin Harrison at K.C., Dec. 15, 1996
- 2 (16 times) Last: Marshall Faulk vs. NYJ, Oct. 30, 1994

MOST CONSECUTIVE GAMES SCORING TD

- 18 Lenny Moore, G7-9-1963, G1-1964/G1-1965
- 11 Lydell Mitchell, G6-1975/G2-1976
- 7 Raymond Berry, G8-1959/G2-1960
- 7 Curtis Dickey, G7-13, 1980
- 6 Lenny Moore, G9-1957/G2-1958
- 6 Lenny Moore, G6-11, 1961
- 6 Tom Matte G2-7, 1969
- 5 (6 times) Last: Don McCauley, G1-5-1977

MOST CONSECUTIVE GAMES

SCORING TD (ROOKIE)

- 7 Curtis Dickey, G7-13, 1980
- 5 Alan Ameche, G1-5, 1955
- 4 Lenny Moore, G3-6-1956
- 4 Marshall Faulk, G8-11-1994
- 3 Rodney Culver, G10-12-1992
- 2 (13 times) Last: Marvin Harrison, G-14-15, 1996

MOST SEASONS LEADING TEAM

- 6 Lenny Moore, 1956-58, 60-61, 64
- 3 Tom Matte, 1967-69
- 3 Curtis Dickey, 1980-81, 83
- 2 (9 times) Last: Marshall Faulk, 1994-95

MOST CONSECUTIVE SEASONS LEADING TEAM

- 3 Lenny Moore, 1956-58
- 3 Tom Matte, 1967-69
- 2 (7 times) Last: Marshall Faulk, 1994-95

MOST 10+ TD SEASONS

- 5 Lenny Moore, 1957-58, 60-61, 64
- 3 Tom Matte, 1967-69
- 2 Raymond Berry, 1959-60
- 2 Jimmy Orr, 1962, 65
- 2 Don McCauley, 1975-76
- 2 Curtis Dickey, 1980-81
- 2 Marshall Faulk, 1994-95
- 1 Bulaich/Carr/Dickey/Mitchell

MOST CONSECUTIVE 10+ TD SEASONS

- 3 Tom Matte, 1967-69
- 2 Lenny Moore, 1957-58, 60-61
- 2 Raymond Berry, 1959-60
- 2 Don McCauley, 1975-76
- 2 Curtis Dickey, 1980-81
- 2 Marshall Faulk, 1994-95

POINTS AFTER TOUCHDOWN

MOST ATTS (CAREER)

- 270 Lou Michaels, 1964-69
- 261 Dean Biasucci, 1984, 86-94
- 195 Toni Linhart, 1974-79
- 189 Steve Myhra, 1957-61
- 98 Jim O'Brien, 1970-72
- 77 Raul Allegre, 1983-85
- 75 Steve Mike-Mayer, 1979-80
- 63 Bert Rechichar, 1953-59
- 52 Cary Blanchard, 1995-96
- 39 Mike Wood, 1981-82

MOST ATTS (SEASON)

- 54 Lou Michaels, 1964
- 52 Toni Linhart, 1975
- 51 Steve Myhra, 1958

MOST ATTS (SEASON) (Continued)

- 51 Steve Myhra, 1959
- 51 Toni Linhart, 1976
- 50 Lou Michaels, 1968
- 48 Lou Michaels, 1965
- 48 Lou Michaels, 1967
- 46 Steve Mike-Mayer, 1980
- 40 Dean Biasucci, 1988

MOST ATTS (ROOKIE)

- 38 Jim O'Brien, 1970
- 26 Tom Feamster, 1956
- 24 George Hunt, 1973
- 24 Raul Allegre, 1983
- 23 Buck McPhail, 1953

COLTS INDIVIDUAL RECORDS

MOST (CAREER)

- 263 Lou Michaels, 1964-69
- 255 Dean Biasucci, 1984, 86-94
- 184 Toni Linhart, 1974-79
- 180 Steve Myhra, 1957-61
- 95 Jim O'Brien, 1970-72
- 72 Raul Allegre, 1983-85
- 71 Steve Mike-Mayer, 1979-80
- 56 Bert Rechichar, 1953-59
- 52 Cary Blanchard, 1995-96
- 35 Mike Wood, 1981-82

MOST (SEASON)

- 53 Lou Michaels, 1964
- 51 Toni Linhart, 1975
- 50 Steve Myhra, 1959
- 49 Toni Linhart, 1976
- 48 Steve Myhra, 1958
- 48 Lou Michaels, 1965
- 48 Lou Michaels, 1968
- 46 Lou Michaels, 1967
- 43 Steve Mike-Mayer, 1980
- 39 Dean Biasucci, 1988

MOST (ROOKIE)

- 36 Jim O'Brien, 1970
- 24 Tom Feamster, 1956
- 22 George Hunt, 1973
- 22 Raul Allegre, 1983
- 21 Buck McPhail, 1953

MOST (GAME)

- 8 Tom Feamster vs. LA Rams, Nov. 5, 1956
- 8 Steve Myhra vs. G.B., Nov. 2, 1958
- 7 Steve Myhra vs. Chi, Oct. 4, 1958
- 7 Lou Michaels vs. Chi, Sept. 27, 1964
- 7 Lou Michaels at Atl, Nov. 12, 1967
- 7 Toni Linhart vs. NYJ, Nov. 16, 1975
- 7 Toni Linhart vs. Buf, Dec. 12, 1976
- 7 Raul Allegre vs. Buf, Oct. 6, 1985
- 7 Dean Biasucci vs. Den, Oct. 31, 1988

MOST (ROOKIE-GAME)

- 8 Tom Feamster vs. LA Rams, Nov. 5, 1956

MOST CONSECUTIVE PATS

- 103 Lou Michaels, 1964-66
- 77 Dean Biasucci, 1986-88
- 62 Jim O'Brien, 1971-72
- 56 Toni Linhart, 1975-76
- 52 Cary Blanchard, 1995-96
- 50 Dean Biasucci, 1990-93
- 41 Steve Myhra, 1959-60
- 40 Steve Myhra, 1958-59
- 33 Dean Biasucci, 1989-90
- 31 Lou Michaels, 1964

HIGHEST PERCENTAGE (CAREER-50 MIN.)

- 100.0 Cary Blanchard, 1995-96
- 97.7 Dean Biasucci, 1984, 86-94
- 97.4 Lou Michaels, 1964-69
- 97.0 Jim O'Brien, 1970-72
- 95.2 Steve Myhra, 1957-61
- 94.7 Steve Mike-Mayer, 1979-80
- 94.4 Toni Linhart, 1974-79
- 93.5 Raul Allegre, 1983-85
- 88.9 Bert Rechichar, 1953-59

HIGHEST PERCENTAGE (SEASON-20 ATT.)

- 100.0 Lou Michaels, 1965
- 100.0 Jim O'Brien, 1972
- 100.0 Toni Linhart, 1974
- 100.0 Dean Biasucci, 1987
- 100.0 Dean Biasucci, 1992
- 100.0 Dean Biasucci, 1994
- 100.0 Cary Blanchard, 1995
- 100.0 Cary Blanchard, 1996
- 98.2 Lou Michaels, 1964
- 98.1 Toni Linhart, 1975

HIGHEST PERCENTAGE

(ROOKIE-SEASON-20 ATT.)

- 94.7 Jim O'Brien, 1970
- 92.3 Tom Feamster, 1956
- 91.7 George Hunt, 1973
- 91.7 Raul Allegre, 1983
- 91.3 Buck McPhail, 1953

FIELD GOALS

MOST ATTEMPTS (CAREER)

- 250 Dean Biasucci, 1984, 86-94
- 198 Lou Michaels, 1964-69
- 116 Toni Linhart, 1974-79
- 94 Jim O'Brien, 1970-72
- 91 Steve Myhra, 1957-61
- 79 Bert Rechichar, 1953-59
- 79 Raul Allegre, 1983-85
- 64 Cary Blanchard, 1995-96
- 43 Steve Mike-Mayer, 1979-80
- 28 George Hunt, 1973
- 28 Mike Wood, 1981-82

MOST ATTEMPTS (SEASON)

- 40 Cary Blanchard, 1996
- 39 Steve Myhra, 1961
- 39 Jim Martin, 1963
- 39 Lou Michaels, 1966
- 37 Lou Michaels, 1967
- 35 Lou Michaels, 1964
- 35 Raul Allegre, 1983
- 34 Jim O'Brien, 1970
- 32 Dean Biasucci, 1988
- 31 Lou Michaels, 1969
- 31 Jim O'Brien, 1972
- 31 Dean Biasucci, 1993

MOST ATTEMPTS (ROOKIE)

- 35 Raul Allegre, 1983
- 34 Jim O'Brien, 1970
- 28 George Hunt, 1973

MOST ATTEMPTS (GAME)

- 6 Toni Linhart vs. NYJ, Nov. 28, 1976
- 6 Raul Allegre at Phil, Oct. 30, 1983

MOST ATTEMPTS (GAME) (Continued)

- 6 Dean Biasucci vs. Mia, Sept. 25, 1988
- 5 Jim Martin at Det, Oct. 20, 1963
- 5 Lou Michaels vs. S.F., Sept. 25, 1966
- 5 Jim O'Brien vs. Phil, Dec. 6, 1970
- 5 Jim O'Brien vs. StL, Sept. 17, 1972
- 5 Jim O'Brien at NYJ, Oct. 22, 1972
- 5 Raul Allegre at Den, Nov. 11, 1983
- 5 Raul Allegre at NYJ, Nov. 11, 1984
- 5 Raul Allegre vs. G.B., Oct. 27, 1985
- 5 Dean Biasucci at NYJ, Nov. 1, 1987
- 5 Dean Biasucci vs. NYJ, Oct. 11, 1992
- 5 Dean Biasucci vs. Buf, Nov. 29, 1992

MOST ATTEMPTS (ROOKIE-GAME)

- 6 Raul Allegre at Phil, Oct. 30, 1983
- 5 Jim O'Brien vs. Phil, Dec. 6, 1970
- 5 Raul Allegre at Den, Nov. 11, 1983
- 4 Jim O'Brien at S.D., Sept. 20, 1970
- 4 Jim O'Brien at NYJ, Oct. 18, 1970
- 4 George Hunt vs. Hou, Nov. 4, 1973
- 4 George Hunt vs. Buf, Nov. 25, 1973
- 4 Raul Allegre vs. Chi, Sept. 25, 1983

MOST (CAREER)

- 176 Dean Biasucci, 1984, 86-94
- 107 Lou Michaels, 1964-69
- 70 Toni Linhart, 1974-79
- 57 Raul Allegre, 1983-85
- 55 Cary Blanchard, 1995-96
- 52 Jim O'Brien, 1970-72
- 44 Steve Myhra, 1957-61
- 28 Bert Rechichar, 1953-59
- 24 Jim Martin, 1963
- 23 Steve Mike-Mayer, 1979-80

COLTS INDIVIDUAL RECORDS

MOST (SEASON-16 MIN.)

- 36 Cary Blanchard, 1996
- 30 Raul Allegre, 1983
- 26 Dean Biasucci, 1993
- 25 Dean Biasucci, 1988
- 24 Jim Martin, 1963
- 24 Dean Biasucci, 1987
- 21 Steve Myhra, 1961
- 21 Lou Michaels, 1966
- 21 Dean Biasucci, 1989
- 20 Lou Michaels, 1967
- 20 Jim O'Brien, 1971
- 20 Toni Linhart, 1976

MOST (ROOKIE)

- 30 Raul Allegre, 1983
- 19 Jim O'Brien, 1970
- 16 George Hunt, 1973

MOST (GAME)

- 5 Lou Michaels vs. S.F., Sept. 25, 1966
- 5 Raul Allegre at Phil, Oct. 30, 1983
- 5 Dean Biasucci vs. Mia, Sept. 25, 1988
- 4 Jim Martin at Det, Oct. 20, 1963
- 4 Lou Michaels vs. StL, Oct. 12, 1964
- 4 Lou Michaels at Chi, Nov. 8, 1964
- 4 Lou Michaels at Atl, Nov. 13, 1966
- 4 Lou Michaels at S.F., Nov. 26, 1967
- 4 Toni Linhart vs. NYJ, Nov. 28, 1976
- 4 Raul Allegre at Den, Dec. 11, 1983
- 4 Dean Biasucci at NYJ, Nov. 1, 1987
- 4 Dean Biasucci at Mia, Nov. 15, 1987
- 4 Cary Blanchard vs. S.F., Oct. 15, 1995
- 4 Cary Blanchard at Dal, Sept. 15, 1996
- 4 Cary Blanchard vs. S.D., Nov. 3, 1996
- 4 Cary Blanchard vs. NYJ, Nov. 17, 1996

MOST (ROOKIE-GAME)

- 5 Raul Allegre at Phil, Oct. 30, 1983
- 4 Raul Allegre at Den, Dec. 11, 1983
- 3 Jim O'Brien at S.D., Sept. 20, 1970
- 3 Jim O'Brien at NYJ, Oct. 18, 1970
- 3 Jim O'Brien vs. Phil, Dec. 6, 1970
- 3 George Hunt at N.E., Oct. 7, 1973
- 3 George Hunt at Det, Oct. 21, 1973
- 3 Raul Allegre at N.E., Sept. 4, 1983
- 3 Raul Allegre at Buf, Sept. 18, 1983
- 3 Raul Allegre vs. Chi, Sept. 25, 1983

HIGHEST PERCENTAGE (CAREER-30 MIN.)

- 85.9 Cary Blanchard, 1995-96
- 72.2 Raul Allegre, 1983-85
- 70.4 Dean Biasucci, 1984, 86-94
- 61.5 Jim Martin, 1963
- 60.5 Toni Linhart, 1974-79
- 55.3 Jim O'Brien, 1970-72
- 54.0 Lou Michaels, 1964-69
- 53.5 Steve Mike-Mayer, 1979-80
- 48.4 Steve Myhra, 1957-61
- 34.6 Bert Rechichar, 1953-59

HIGHEST PERCENTAGE (SEASON-20 MIN.)

- 90.0 Cary Blanchard, 1996
- 88.9 Dean Biasucci, 1987
- 85.7 Raul Allegre, 1983
- 83.9 Dean Biasucci, 1993
- 79.2 Cary Blanchard, 1995
- 78.1 Dean Biasucci, 1988
- 77.8 Dean Biasucci, 1989
- 74.1 Toni Linhart, 1976
- 70.8 Dean Biasucci, 1990
- 69.0 Jim O'Brien, 1971

HIGHEST PERCENTAGE (ROOKIE-20 MIN.)

- 85.7 Raul Allegre, 1983
- 57.1 George Hunt, 1973

HIGHEST PERCENTAGE (ROOKIE-20 MIN.)

- (Continued)
55.9 Jim O'Brien, 1970

HIGHEST PERCENTAGE (GAME-5 MIN.)

- 100.0 Lou Michaels vs. S.F., Sept. 25, 1966

MOST CONSECUTIVE SUCCESSFUL FGS

- 13 Cary Blanchard, G8-12, 1996
- 11 Jim O'Brien, G1-5, 1971
- 10 Lou Michaels, G11-13, 1967
- 10 Dean Biasucci, G11-15, 1987
- 9 George Hunt, G4-8, 1973
- 9 Raul Allegre, G1-4, 1983
- 9 Dean Biasucci, G15-16, 1986/G1-7, 1987
- 9 Cary Blanchard, G5-9, 1995
- 9 Cary Blanchard, G5-8, 1996

LONGEST FIELD GOAL

- 58 Dan Miller at S.D., Dec. 26, 1982
- 56 Bert Rechichar vs. Chi, Sept. 27, 1953
- 55 Raul Allegre at Den, Dec. 11, 1983
- 55 Dean Biasucci at Den, Oct. 15, 1989
- 55 Dean Biasucci at Mia, Dec. 30, 1990
- 54 Raul Allegre vs. S.D., Nov. 4, 1984
- 54 Dean Biasucci at N.E., Nov. 11, 1990
- 54 Dean Biasucci at Sea, Sept. 29, 1991
- 53 Lou Michaels vs. Dal, Dec. 3, 1967
- 53 Raul Allegre at Cin, Oct. 2, 1983
- 53 Dean Biasucci vs. Chi, Sept. 11, 1988
- 53 Dean Biasucci at Cin, Sept. 12, 1993

LONGEST FIELD GOAL (ROOKIE)

- 58 Dan Miller at S.D., Dec. 26, 1982
- 55 Raul Allegre at Den, Dec. 11, 1983
- 53 Raul Allegre at Cin, Oct. 2, 1983
- 50 Dean Biasucci vs. StL, Sept. 16, 1984
- 48 Jim O'Brien vs. Bos, Oct. 25, 1970

MOST 50+ FIELD GOALS (CAREER)

- 18 Dean Biasucci, 1984, 86-94
- 7 Raul Allegre, 1983-85
- 6 Cary Blanchard, 1995-96
- 4 Bert Rechichar, 1953-59
- 3 Lou Michaels, 1964-69
- 2 Dan Miller, 1982
- 1 Martin/Myhra/O'Brien

MOST 50+ FIELD GOALS (SEASON)

- 6 Dean Biasucci, 1988
- 5 Cary Blanchard, 1996
- 4 Raul Allegre, 1983
- 3 Raul Allegre, 1984
- 2 (seven times) Leader: Dean Biasucci (3)

MOST 50+ FIELD GOALS (GAME)

- 2 Dean Biasucci vs. Mia, Sept. 25, 1988

MOST SEASONS 50+ FIELD GOALS

- 10 Dean Biasucci, 1984, 86-94
- 2 Bert Rechichar, 1953, 55
- 2 Lou Michaels, 1965, 67
- 2 Raul Allegre, 1983-84
- 2 Cary Blanchard, 1995-96

MOST CONSC. SEASONS 50+ FIELD GOALS

- 10 Dean Biasucci, 1984, 86-94
- 2 Raul Allegre, 1983-84
- 2 Cary Blanchard, 1995-96

MOST CONSC. SUCCESSFUL 50+ FIELD GOALS

- 6 Cary Blanchard, 1995-96
- 4 Raul Allegre, 1983
- 3 Dean Biasucci, 1986-87
- 3 Dean Biasucci, 1988

RUSHING

MOST ATTEMPTS (CAREER)

- 1391 Lydell Mitchell, 1972-77
- 1258 Eric Dickerson, 1987-91
- 1202 Tom Matte, 1961-72
- 1069 Lenny Moore, 1956-67
- 990 Randy McMillan, 1981-86

MOST ATTEMPTS (CAREER) (Continued)

- 964 Alan Ameche, 1955-60
- 801 Marshall Faulk, 1994-96
- 800 Curtis Dickey, 1980-85
- 770 Don McCauley, 1971-81
- 706 Jerry Hill, 1961, 63-70

COLTS INDIVIDUAL RECORDS

MOST ATTEMPTS (SEASON)

- 388 Eric Dickerson, 1988
- 314 Eric Dickerson, 1989
- 314 Marshall Faulk, 1994
- 301 Lydell Mitchell, 1977
- 289 Lydell Mitchell, 1975
- 289 Lydell Mitchell, 1976
- 289 Marshall Faulk, 1995
- 254 Curtis Dickey, 1983
- 253 Lydell Mitchell, 1973
- 242 Joe Washington, 1979
- 240 Joe Washington, 1978

MOST ATTEMPTS (ROOKIE)

- 314 Marshall Faulk, 1994
- 213 Alan Ameche, 1955
- 179 Roosevelt Potts, 1993
- 176 Curtis Dickey, 1980
- 149 Randy McMillan, 1981

MOST ATTEMPTS (GAME)

- 40 Lydell Mitchell at NYJ, Oct. 20, 1974
- 36 Eric Dickerson vs. Buf, Dec. 18, 1988
- 35 Lydell Mitchell vs. Mia, Dec. 9, 1973
- 35 Eric Dickerson vs. S.D., Nov. 8, 1987
- 34 Lydell Mitchell vs. N.E., Dec. 16, 1973
- 34 Lydell Mitchell vs. N.E., Dec. 21, 1975
- 33 Lydell Mitchell at Atl, Nov. 17, 1974
- 33 Lydell Mitchell vs. Mia, Oct. 10, 1976
- 33 Eric Dickerson vs. T.B., Dec. 27, 1987
- 32 Lydell Mitchell at Sea, Sept. 18, 1977

MOST ATTEMPTS (ROOKIE-GAME)

- 28 Rodney Culver at N.E., Dec. 6, 1992
- 27 Marshall Faulk at Sea, Dec. 4, 1994
- 26 Marshall Faulk vs. Sea, Oct. 2, 1994
- 26 Marshall Faulk at Buf, Oct. 16, 1994
- 23 Roosevelt Potts vs. N.E., Oct. 31, 1993
- 23 Marshall Faulk vs. Hou, Sept. 4, 1994

MOST SEASONS LEADING TEAM

- 5 Alan Ameche, 1955-59
- 5 Tom Matte, 1963, 67-69, 71
- 5 Lydell Mitchell, 1973-77
- 5 Eric Dickerson, 1987-91
- 4 Randy McMillan, 1982, 84-86
- 3 Lenny Moore, 1960, 62, 64
- 3 Curtis Dickey, 1980-81, 83
- 3 Marshall Faulk, 1994-96

MOST CONSC. SEASONS LEADING TEAM

- 5 Alan Ameche, 1955-59
- 5 Lydell Mitchell, 1973-77
- 5 Eric Dickerson, 1987-91
- 3 Tom Matte, 1967-69
- 3 Randy McMillan, 1984-86
- 3 Marshall Faulk, 1994-96
- 2 Curtis Dickey, 1980-81

MOST SEASONS 100+ ATTEMPTS

- 6 Randy McMillan, 1981-86
- 5 Alan Ameche, 1955-59
- 5 Tom Matte, 1963, 67-69, 71
- 5 Lydell Mitchell, 1973-77
- 5 Eric Dickerson, 1987-91
- 4 Curtis Dickey, 1980-81, 83-84
- 3 Marshall Faulk, 1994-96

CONSC. SEASONS 100+ ATTEMPTS

- 6 Randy McMillan, 1981-86
- 5 Alan Ameche, 1955-59
- 5 Lydell Mitchell, 1973-77
- 5 Eric Dickerson, 1987-91
- 3 Tom Matte, 1967-69
- 3 Joe Washington, 1978-80
- 3 Marshall Faulk, 1994-96

MOST GAMES WITH ATTEMPTS (CAREER)

- 164 John Unitas, 1956-72
- 134 Lenny Moore, 1956-67
- 127 Tom Matte, 1961-72
- 126 Don McCauley, 1971-81
- 89 Jerry Hill, 1961, 63-70

MOST YARDS (CAREER)

- 5487 Lydell Mitchell, 1972-77
- 5194 Eric Dickerson, 1987-91

MOST YARDS (CAREER) (Continued)

- 5174 Lenny Moore, 1956-67
- 4646 Tom Matte, 1961-72
- 4045 Alan Ameche, 1955-60
- 3876 Randy McMillan, 1981-86
- 3490 Curtis Dickey, 1980-85
- 2947 Marshall Faulk, 1994-96
- 2666 Jerry Hill, 1961, 63-70
- 2627 Don McCauley, 1971-81

MOST YARDS (SEASON)

- 1659 Eric Dickerson, 1988
- 1311 Eric Dickerson, 1989
- 1282 Marshall Faulk, 1994
- 1200 Lydell Mitchell, 1976
- 1193 Lydell Mitchell, 1975
- 1159 Lydell Mitchell, 1977
- 1122 Curtis Dickey, 1983
- 1078 Marshall Faulk, 1995
- 1011 Eric Dickerson, 1987
- 963 Lydell Mitchell, 1973

MOST YARDS (ROOKIE)

- 1282 Marshall Faulk, 1994
- 961 Alan Ameche, 1955
- 800 Curtis Dickey, 1980
- 711 Roosevelt Potts, 1993
- 649 Lenny Moore, 1956

MOST YARDS (GAME)

- 198 Norm Bulaich, vs. NYJ, Sept. 19, 1971
- 196 Eric Dickerson vs. T.B., Dec. 27, 1987
- 194 Alan Ameche vs. Chi, Sept. 25, 1955
- 185 Lenny Moore vs. G.B., Oct. 28, 1956
- 178 Lydell Mitchell vs. K.C., Nov. 30, 1975
- 177 Marshall Faulk vs. St.L. Rams, Oct. 1, 1995
- 170 George Wonsley vs. Det, Sept. 22, 1985
- 169 Eric Dickerson at S.D., Oct. 23, 1988
- 169 Eric Dickerson at Mia, Dec. 4, 1988
- 166 Eric Dickerson vs. Buf, Dec. 18, 1988

MOST YARDS (ROOKIE-GAME)

- 194 Alan Ameche vs. Chi, Sept. 25, 1955
- 185 Lenny Moore vs. G.B., Oct. 28, 1956
- 153 Alan Ameche vs. Det, Oct. 1, 1955
- 146 Randy McMillan at N.E., Sept. 6, 1981
- 143 Marshall Faulk vs. Hou, Sept. 4, 1994

MOST SEASONS LEADING TEAM

- 5 Alan Ameche, 1955-59
- 5 Lydell Mitchell, 1973-77
- 5 Eric Dickerson, 1987-91
- 4 Tom Matte, 1963, 67-69
- 4 Randy McMillan, 1982, 84-86
- 3 Lenny Moore, 1960, 62, 64
- 3 Curtis Dickey, 1980-81, 83
- 3 Marshall Faulk, 1994-96
- 2 Norm Bulaich, 1970-71
- 2 Joe Washington, 1978-79

MOST CONSC. SEASONS LEADING TEAM

- 5 Alan Ameche, 1955-59
- 5 Lydell Mitchell, 1973-77
- 5 Eric Dickerson, 1987-91
- 3 Tom Matte, 1967-69
- 3 Randy McMillan 1984-86
- 3 Marshall Faulk, 1994-96
- 2 Bulaich/Dickey/Washington

MOST 100+ GAMES (CAREER)

- 24 Eric Dickerson, 1987-91
- 16 Lydell Mitchell, 1972-77
- 7 Alan Ameche, 1955-60
- 6 Lenny Moore, 1956-67
- 6 Curtis Dickey, 1980-85
- 6 Randy McMillan, 1981-86
- 6 Marshall Faulk, 1994-96
- 4 Tom Matte, 1961-72

MOST 100+ GAMES (SEASON)

- 8 Eric Dickerson, 1988
- 6 Eric Dickerson, 1987
- 6 Eric Dickerson, 1989
- 5 Lydell Mitchell, 1975
- 4 Marshall Faulk, 1994
- 3 (7 times) Leader: Lydell Mitchell (3)

COLTS INDIVIDUAL RECORDS

MOST 100+ GAMES (ROOKIE)

- 4 Marshall Faulk, 1994
- 3 Alan Ameche, 1955
- 2 Lenny Moore, 1956
- 2 Roosevelt Potts, 1993
- 1 Bulaich/Dickey/Lorick/McMillan

MOST CONSC. 100+ GAMES

- 4 Eric Dickerson, G8-11, 1987
- 3 Lydell Mitchell, G10-12, 1975
- 3 Eric Dickerson, G14-15-1987/G1-1988
- 3 Eric Dickerson, G3-5, 1988
- 3 Eric Dickerson, G16-1988/G2-1989

MOST YARDS TWO RUSHERS (SEASON)

- 1924 Dickey (1122)/McMillan (802), 1983
- 1889 Dickerson (1659)/Bentley (230), 1988
- 1645 Mitchell (1200)/Leaks (445), 1976
- 1642 Dickerson (1011)/Bentley (631), 1987
- 1618 Faulk (1282)/Potts (336), 1994

MOST TOUCHDOWNS (CAREER)

- 63 Lenny Moore, 1956-67
- 45 Tom Matte, 1961-72
- 40 Alan Ameche, 1955-60
- 40 Don McCauley, 1971-81
- 32 Eric Dickerson, 1987-91
- 29 Marshall Faulk, 1994-96
- 27 Lydell Mitchell, 1972-77
- 26 Curtis Dickey, 1980-85
- 24 Randy McMillan, 1981-86
- 22 Jerry Hill, 1961, 63-70

MOST TOUCHDOWNS (SEASON)

- 16 Lenny Moore, 1964
- 14 Eric Dickerson, 1988
- 11 Tom Matte, 1969
- 11 Lydell Mitchell, 1975
- 11 Curtis Dickey, 1980
- 11 Marshall Faulk, 1994
- 11 Marshall Faulk, 1995
- 10 Don McCauley, 1975

MOST TOUCHDOWNS (ROOKIE)

- 11 Curtis Dickey, 1980
- 11 Marshall Faulk, 1994
- 9 Alan Ameche, 1955
- 8 Lenny Moore, 1956
- 7 Rodney Culver, 1992

MOST TOUCHDOWNS (GAME)

- 4 Eric Dickerson vs. Den, Oct. 31, 1988
- 3 Alan Ameche at GBM, Oct. 13, 1957
- 3 Lenny Moore vs. LA Rams, Oct. 16, 1960
- 3 Tom Matte vs. Wash, Nov. 2, 1969
- 3 Don McCauley at Mia, Nov. 23, 1975
- 3 Randy McMillan vs. N.E., Dec. 1, 1985
- 3 Marshall Faulk vs. Hou, Sept. 4, 1994
- 3 Marshall Faulk vs. St.L Rams, Oct. 1, 1995

MOST TOUCHDOWNS (ROOKIE-GAME)

- 3 Marshall Faulk vs. Hou, Sept. 4, 1994
- 2 (12 times) Last: Marshall Faulk vs. NYJ, Oct. 30, 1994

MOST GAMES WITH TOUCHDOWNS (CAREER)

- 54 Lenny Moore, 1956-67
- 37 Tom Matte, 1961-72
- 32 Don McCauley, 1971-81
- 31 Alan Ameche, 1955-60
- 24 Lydell Mitchell, 1972-77
- 22 Curtis Dickey, 1980-85
- 22 Eric Dickerson, 1987-91
- 21 Jerry Hill, 1961, 63-70
- 21 Marshall Faulk, 1994-96
- 18 Randy McMillan, 1981-86
- 18 Albert Bentley, 1985-91

MOST GAMES WITH TOUCHDOWNS (SEASON)

- 12 Lenny Moore, 1964
- 9 Lydell Mitchell, 1975
- 9 Eric Dickerson, 1988
- 8 Alan Ameche, 1955
- 8 Tom Matte, 1968
- 8 Tom Matte, 1969
- 8 Curtis Dickey, 1980
- 8 Marshall Faulk 1995
- 7 (6 times) Last: Marshall Faulk, 1994

MOST GAMES WITH TOUCHDOWNS (ROOKIE)

- 8 Alan Ameche, 1955
- 8 Curtis Dickey, 1980
- 7 Rodney Culver, 1992
- 7 Marshall Faulk, 1994
- 6 Lenny Moore, 1956

MOST CONSC. GAMES RUSHING TDS

- 11 Lenny Moore, G8-9-1963/G9-1964
- 9 Lydell Mitchell, G8-14-1975/G1-1976
- 7 Curtis Dickey, G9-15, 1980
- 6 Tom Matte, G2-7, 1969
- 5 Alan Ameche, G1-5, 1955
- 4 Lenny Moore, G3-6, 1956
- 4 Jerry Hill, G13-14-1964/G1-2-1965
- 4 Don McCauley, G3-6, 1976
- 4 Marshall Faulk, G2, 5-6, 8-1996
- 3 (7 times) Last: Marshall Faulk, G9-11, 1995

MOST CONSC. GAMES RUSHING TDS (ROOKIE)

- 7 Curtis Dickey, G9-15, 1980
- 5 Alan Ameche, G1-5, 1955
- 4 Lenny Moore, G3-6, 1956
- 3 (4 times) Last: Marshall Faulk, G9-11, 1994

MOST SEASONS LEADING TEAM (*tied for lead)

- 6 Lenny Moore, 1956*, 60-61, 64, 65*, 66*
- 5 Alan Ameche, 1955, 56*, 57-59
- 5 Randy McMillan, 1982*, 83-84, 86*
- 4 Tom Matte, 1967-69, 71*
- 4 Don McCauley, 1973*, 76-78
- 4 Eric Dickerson, 1988-89, 90*, 91
- 3 Lydell Mitchell, 1973*, 74-75
- 3 Curtis Dickey, 1980-81, 82*
- 3 Marshall Faulk, 1994-96

MOST CONSC. SEASONS LEADING TEAM (*tied)

- 5 Alan Ameche, 1955-59 (56*)
- 5 Randy McMillan, 1982-86 (82,86*)
- 4 Eric Dickerson, 1988-91 (90*)

HIGHEST AVERAGE (CAREER-300 ATT/4.0)

- 4.8 Lenny Moore, 1956-67
- 4.5 Albert Bentley, 1985-91
- 4.4 Curtis Dickey, 1980-85
- 4.2 Alan Ameche, 1955-60
- 4.1 Eric Dickerson, 1987-91
- 4.0 Tony Lorick, 1964-67
- 4.0 Norm Bulaich, 1970-72
- 3.7 Marshall Faulk, 1994-96

HIGHEST AVERAGE (SEASON-80 ATT)

- 7.5 Lenny Moore, 1956
- 7.3 Lenny Moore, 1958
- 7.0 Lenny Moore, 1961
- 5.2 George Wonsley, 1985
- 5.1 Tony Lorick, 1964
- 5.0 Lenny Moore, 1957
- 4.9 Norm Bulaich, 1971
- 4.8 Alan Ameche, 1956
- 4.8 Curtis Dickey, 1981
- 4.7 George Talliaferro, 1953

HIGHEST AVERAGE (ROOKIE-80 ATT)

- 7.5 Lenny Moore, 1956
- 5.1 Tony Lorick, 1964
- 4.6 Curtis Dickey, 1980
- 4.5 Alan Ameche, 1955
- 4.1 Don Nottingham, 1971

HIGHEST AVERAGE (GAME-10 ATT) *ROOKIE

- 14.2 *Lenny Moore vs. G.B., Oct. 28, 1956
- 11.3 Lenny Moore at Det, Oct. 19, 1958
- 10.9 *Lenny Moore at Cle, Nov. 11, 1956
- 9.6 Curtis Dickey at Den, Sept. 20, 1981
- 9.3 *Ron Lee vs. Hou, Nov. 1, 1976
- 9.3 Marshall Faulk vs. St.L. Rams, Oct. 1, 1995
- 9.2 *Alan Ameche vs. Chi, Sept. 25, 1955
- 9.2 Tom Matte vs. LA Rams, Dec. 15, 1963
- 9.1 *Randy McMillan at N.E., Sept. 6, 1981
- 9.0 Tony Lorick at Chi, Nov. 8, 1964
- 9.0 Norm Bulaich vs. NYJ, Sept. 19, 1971

COLTS INDIVIDUAL RECORDS

LONGEST RUSHES (*denotes ROOKIE)

- 80t Tom Matte vs. St.L, Oct. 12, 1964
- 79t *Alan Ameche vs. Chi, Sept. 25, 1955
- 79t *Lenny Moore vs. G.B., Oct. 28, 1956
- 73t Lenny Moore vs. S.F., Nov. 30, 1958
- 72t *Lenny Moore vs. G.B., Oct. 28, 1956
- 70t *Lenny Moore at Cle, Nov. 11, 1956

LONGEST RUSHES (*denotes ROOKIE)

- 70t Albert Bentley at Raid, Dec. 21, 1986
(Continued)
- 69t *Ron Lee vs. Hou, Nov. 1, 1976
- 67t Norm Bulaich vs. NYJ, Sept. 19, 1971
- 67t Curtis Dickey vs. Dal, Dec. 6, 1981
- 67 *Owen Gill vs. Hou, Dec. 22, 1985

PASSING

MOST ATTEMPTS (CAREER)

- 5110 John Unitas, 1956-72
- 2464 Bert Jones, 1973-81
- 1536 Jack Trudeau, 1986-93
- 1532 Jeff George, 1990-93
- 1154 Mike Pagel, 1982-85
- 921 Jim Harbaugh, 1994-96
- 676 Earl Morrall, 1968-71
- 576 Marty Domres, 1972-75
- 533 Greg Landry, 1979-81
- 443 Gary Hogeboom, 1986-88

MOST ATTEMPTS (SEASON)

- 485 Jeff George, 1991
- 457 Greg Landry, 1979
- 446 Bert Jones, 1980
- 436 John Unitas, 1967
- 426 Bert Jones, 1981
- 420 John Unitas, 1961
- 417 Jack Trudeau, 1986
- 410 John Unitas, 1963
- 407 Jeff George, 1993
- 405 Jim Harbaugh, 1996

MOST ATTEMPTS (ROOKIE)

- 417 Jack Trudeau, 1986
- 334 Jeff George, 1990
- 237 George Shaw, 1955
- 233 Chris Chandler, 1988
- 221 Mike Pagel, 1982

MOST ATTEMPTS (GAME)

- 59 Jeff George at Was, Nov. 7, 1993
- 57 Jack Trudeau at NYJ, Nov. 16, 1986
- 53 Bert Jones vs. NYJ, Dec. 15, 1974
- 53 Jack Trudeau vs. NYJ, Sept. 28, 1986
- 49 Greg Landry at NYJ, Dec. 2, 1979
- 48 Jeff George vs. Buf, Jan. 2, 1994
- 46 Bert Jones at Den, Nov. 27, 1977
- 45 John Unitas vs. NYJ, Sept. 24, 1972
- 45 Bert Jones vs. St.L, Nov. 22, 1981

MOST ATTEMPTS (ROOKIE-GAME)

- 57 Jack Trudeau at NYJ, Nov. 16, 1986
- 53 Jack Trudeau vs. NYJ, Sept. 28, 1986
- 44 Jack Trudeau vs. N.O., Oct. 12, 1986
- 42 Jack Trudeau vs. Cle, Nov. 2, 1986
- 41 Jack Trudeau at Buf, Oct. 19, 1986

MOST SEASONS LEADING TEAM (ATT/COMP)

- 15 John Unitas, 1956-67, 69-71
- 6 Bert Jones, 1974-77, 80-81
- 4 Mike Pagel, 1982-85
- 4 Jeff George, 1990-93

MOST CONSC. SEASONS LEADING TEAM (ATT/COMP)

- 12 John Unitas, 1956-67
- 4 Bert Jones, 1974-77
- 4 Mike Pagel, 1982-85
- 4 Jeff George, 1990-93

MOST 40+ ATTEMPT GAMES

- 9 John Unitas
- 8 Bert Jones
- 8 Jack Trudeau
- 5 Jeff George
- 4 Jim Harbaugh
- 2 Greg Landry
- 1 Domres/Hogeboom/Justin

MOST SEASONS 200+ ATTEMPTS

- 13 John Unitas, 1957-67, 69-70
- 6 Bert Jones, 1974-77, 80-81
- 4 Mike Pagel, 1982-85
- 4 Jeff George, 1990-93
- 3 Jack Trudeau, 1986-87, 89
- 3 Jim Harbaugh, 1994-96

CONSC. SEASONS 200+ ATTEMPTS

- 11 John Unitas, 1957-67
- 4 Bert Jones, 1974-77
- 4 Mike Pagel, 1982-85
- 4 Jeff George, 1990-93

MOST GAMES WITH ATTEMPTS (CAREER)

- 202 John Unitas, 1956-72
- 97 Bert Jones, 1973-81
- 61 Jack Trudeau, 1986-93
- 51 Mike Pagel, 1982-85
- 51 Jeff George, 1990-93

MOST COMPLETIONS (CAREER)

- 2796 John Unitas, 1956-72
- 1382 Bert Jones, 1973-81
- 874 Jeff George, 1990-93
- 812 Jack Trudeau, 1986-93
- 587 Mike Pagel, 1982-85
- 557 Jim Harbaugh, 1994-96
- 363 Earl Morrall, 1968-71
- 308 Greg Landry, 1979-81
- 293 Marty Domres, 1972-75
- 260 Gary Hogeboom, 1986-88

MOST COMPLETIONS (SEASON)

- 292 Jeff George, 1991
- 270 Greg Landry, 1979
- 255 John Unitas, 1967
- 248 Bert Jones, 1980
- 244 Bert Jones, 1981
- 237 John Unitas, 1963
- 234 Jeff George, 1993
- 232 Jim Harbaugh, 1996
- 229 John Unitas, 1961
- 224 Bert Jones, 1977

MOST COMPLETIONS (ROOKIE)

- 204 Jack Trudeau, 1986
- 181 Jeff George, 1990
- 129 Chris Chandler, 1988
- 119 George Shaw, 1955
- 111 Mike Pagel, 1982

MOST COMPLETIONS (GAME)

- 37 Jeff George at Was, Nov. 7, 1993
- 36 Bert Jones vs. NYJ, Dec. 15, 1974
- 30 Jeff George vs. Buf, Jan. 2, 1994
- 29 Greg Landry at NYJ, Dec. 2, 1979
- 29 Jeff George vs. Det, Sept. 22, 1991
- 27 Bert Jones at Den, Nov. 27, 1977
- 27 Bert Jones vs. Cle, Nov. 9, 1980
- 27 Jack Trudeau at NYJ, Nov. 16, 1986
- 27 Gary Hogeboom vs. Mia, Sept. 20, 1987
- 27 Jeff George vs. N.E., Sept. 1, 1991
- 27 Jeff George vs. S.D., Oct. 18, 1992
- 27 Jeff George at Mia, Oct. 24, 1993

MOST COMPLETIONS (ROOKIE-GAME)

- 27 Jack Trudeau at NYJ, Nov. 16, 1986
- 24 Jack Trudeau vs. N.O., Oct. 12, 1986
- 23 Mike Pagel vs. G.B., Dec. 19, 1982
- 23 Jeff George vs. NYG, Nov. 5, 1990
- 21 Jack Trudeau vs. NYJ, Sept. 28, 1986
- 21 Jeff George at Cin, Nov. 25, 1990

MOST CONSECUTIVE COMPLETIONS

- 17 Bert Jones vs. NYJ, Dec. 15, 1974
- 12 John Unitas vs. Atl, Nov. 27, 1967
- 12 Jim Harbaugh vs. N.E., Dec. 23, 1995
- 11 Jim Harbaugh at N.E., Nov. 19, 1995
- 11 Jim Harbaugh vs. Mia, Sept. 23, 1996
- 11 Jim Harbaugh at K.C./Cin, Dec. 15-22, 1996

COLTS INDIVIDUAL RECORDS

MOST GAMES WITH COMPLETIONS (CAREER)

- 200 John Unitas, 1956-72
- 96 Bert Jones, 1973-81
- 61 Jack Trudeau, 1986-93
- 51 Mike Pagel, 1982-85
- 51 Jeff George, 1990-93

MOST GAMES 20+ COMPLETIONS (CAREER)

- 35 John Unitas
- 20 Bert Jones
- 17 Jeff George
- 13 Jack Trudeau

MOST CONSC. GAMES 20+ COMPLETIONS

- 4 John Unitas, G14-1966/G3-1967
- 4 Bert Jones, G4-7, 1981
- 3 John Unitas, G6-8, 1961
- 3 Greg Landry, G12-14, 1979
- 2 (11 times) Last: Jim Harbaugh, G15-16, 1995

MOST SEASONS 150+ COMPLETIONS

- 12 John Unitas, 1959-67, 69-70
- 5 Bert Jones, 1975-77, 80-81
- 4 Jeff George, 1990-93
- 2 Mike Pagel, 1983, 85
- 2 Jack Trudeau, 1986, 89
- 2 Jim Harbaugh, 1995-96

CONSC. SEASONS 150+ COMPLETIONS

- 9 John Unitas, 1959-67
- 4 Jeff George, 1990-93
- 3 Bert Jones, 1975-77

HIGHEST PERCENTAGE (CAREER-1000 ATT)

- 57.0 Jeff George, 1990-93
- 56.1 Bert Jones, 1973-81
- 54.7 John Unitas, 1956-72
- 52.9 Jack Trudeau, 1986-93
- 50.8 Mike Pagel, 1982-85

HIGHEST PERCENTAGE (GAME-20 ATT)

- 85.0 John Unitas at Atl, Nov. 12, 1967 (17-20)
- 81.8 Jim Harbaugh at Buf, Oct. 16, 1994 (18-22)
- 79.2 Jim Harbaugh at T.B., Sept. 11, 1994 (19-24)
- 78.6 Jeff George vs. Pit, Oct. 6, 1991 (22-28)
- 77.3 John Unitas vs. Min, Dec. 8, 1963 (17-22)
- 76.9 Jim Harbaugh at N.E., Nov. 19, 1995 (20-26)
- 76.2 John Unitas at Det, Oct. 20, 1957 (16-21)
- 76.0 George Shaw vs. Chi, Sept. 30, 1956 (19-25)
- 75.8 Jim Harbaugh at Mia., Oct. 8, 1995 (25-33)
- 75.0 John Unitas vs. LA Rams, Nov. 25, 1956 (18-24)
- 75.0 John Unitas vs. Det, Oct. 10, 1965 (18-24)
- 75.0 John Unitas at Atl, Oct. 5, 1969 (18-24)
- 75.0 Mike Pagel at Hou, Sept. 9, 1984 (15-20)
- 75.0 Gary Hogeboom vs. Hou, Sept. 4, 1988 (15-20)
- 75.0 Jim Harbaugh at NYJ, Sept. 8, 1996 (15-20)

HIGHEST PERCENTAGE (ROOKIE-GAME-20 ATT)

- 75.0 John Unitas vs. LA Rams, Nov. 25, 1956 (18-24)
- 68.2 George Shaw at LA Rams, Dec. 5, 1955 (15-22)
- 68.0 Mike Pagel at S.D., Dec. 26, 1982 (17-25)
- 67.7 Jeff George at Cin, Nov. 25, 1990 (21-31)
- 63.6 Chris Chandler vs. NYJ, Nov. 6, 1988 (14-22)
- 63.6 Jeff George vs. NYJ, Nov. 18, 1990 (14-22)

HIGHEST PERCENTAGE (SEASON-200 ATT)

- 63.7 Jim Harbaugh, 1995
- 61.9 Jim Harbaugh, 1994
- 60.4 Bert Jones, 1976
- 60.2 Jeff George, 1991
- 59.1 Greg Landry, 1979
- 59.0 Bert Jones, 1975
- 58.5 John Unitas, 1967
- 58.2 John Unitas, 1965
- 57.8 John Unitas, 1963
- 57.5 Jeff George, 1993

HIGHEST PERCENTAGE (ROOKIE-SEASON-100 ATT)

- 55.6 John Unitas, 1956
- 55.4 Chris Chandler, 1988
- 54.2 Jeff George, 1990
- 50.2 Mike Pagel, 1982
- 50.2 George Shaw, 1955

MOST YARDS (CAREER)

- 39768 John Unitas, 1956-72
- 17663 Bert Jones, 1973-81
- 9647 Jack Trudeau, 1986-93
- 9551 Jeff George, 1990-93
- 7474 Mike Pagel, 1982-85
- 6645 Jim Harbaugh, 1994-96
- 5666 Earl Morrall, 1968-71
- 3471 Marty Domres, 1972-75
- 3402 Greg Landry, 1979-81
- 3295 Gary Hogeboom, 1986-88

MOST YARDS (SEASON)

- 3481 John Unitas, 1963
- 3428 John Unitas, 1967
- 3134 Bert Jones, 1980
- 3104 Bert Jones, 1976
- 3099 John Unitas, 1960
- 3094 Bert Jones, 1981
- 2990 John Unitas, 1961
- 2967 John Unitas, 1962
- 2932 Greg Landry, 1979
- 2910 Jeff George, 1991

MOST YARDS (ROOKIE)

- 2225 Jack Trudeau, 1986
- 2152 Jeff George, 1990
- 1619 Chris Chandler, 1988
- 1586 George Shaw, 1955
- 1498 John Unitas, 1956

MOST YARDS (GAME)

- 401 John Unitas vs. Atl, Sept. 17, 1967
- 397 John Unitas vs. Cle, Nov. 1, 1959
- 385 John Unitas vs. Min, Dec. 16, 1962
- 385 Bert Jones vs. NYJ, Dec. 15, 1974
- 376 John Unitas vs. Det, Nov. 10, 1963
- 376 John Unitas vs. NYJ, Sept. 24, 1972
- 376 Jeff George at Was, Nov. 7, 1993
- 370 John Unitas at Atl, Nov. 12, 1967
- 367 John Unitas vs. Was, Dec. 8, 1962
- 359 Jack Trudeau at NYJ, Nov. 16, 1986

MOST YARDS (ROOKIE-GAME)

- 359 Jack Trudeau at NYJ, Nov. 16, 1986
- 315 Jack Trudeau vs. N.O., Oct. 12, 1986
- 314 John Unitas at Det, Nov. 18, 1956
- 293 John Unitas vs. LA Rams, Nov. 25, 1956
- 252 Jack Trudeau at S.F., Oct. 5, 1986
- 252 Jeff George vs. Was, Dec. 22, 1990

MOST SEASONS LEADING TEAM (YDS/TDS)

- 14 John Unitas, 1956-67, 69-70
- 6 Bert Jones, 1974-77, 80-81
- 4 Mike Pagel, 1982-85
- 4 Jeff George, 1990-93

MOST CONSC. SEASONS LEADING TEAM (YDS/TDS)

- 12 John Unitas, 1956-67
- 4 Bert Jones, 1974-77
- 4 Mike Pagel, 1982-85
- 4 Jeff George, 1990-93

MOST 2000+ SEASONS

- 13 John Unitas, 1957-67, 69-70
- 5 Bert Jones, 1975-77, 80-81

COLTS INDIVIDUAL RECORDS

MOST 2000+ SEASONS (Continued)

- 3 Jeff George, 1990-91, 93
- 2 Mike Pagel, 1983, 85
- 2 Jack Trudeau, 1986, 89
- 2 Jim Harbaugh, 1995-96

MOST CONSC. 2000+ SEASONS

- 11 John Unitas, 1957-67
- 3 Bert Jones, 1975-77
- 2 John Unitas, 1969-70
- 2 Bert Jones, 1980-81
- 2 Jeff George, 1990-91
- 2 Jim Harbaugh, 1995-96

MOST 300+ GAMES (CAREER)

- 26 John Unitas, 1956-72
- 8 Bert Jones, 1973-81
- 7 Jeff George, 1990-93
- 5 Jack Trudeau, 1986-93
- 2 Earl Morrall, 1968-71
- 1 Greg Landry, 1979-81
- 1 Gary Hogeboom 1986-88
- 1 Jim Harbaugh, 1994-96

MOST 300+ GAMES (SEASON)

- 4 John Unitas, 1960
- 4 John Unitas, 1963
- 3 John Unitas, 1965
- 3 John Unitas, 1967
- 3 Jeff George, 1992
- 2 (12 times) Last: Jeff George, 1993

MOST 300+ GAMES (ROOKIE)

- 2 Jack Trudeau, 1986
- 1 John Unitas, 1956

MOST CONSC. 300+ GAMES

- 3 John Unitas, G12-14, 1963
- 2 John Unitas, G9-10, 1960
- 2 John Unitas, G13-14, 1962
- 2 John Unitas, G14-1966/G1-1967
- 2 John Unitas, G5-6, 1969

MOST TOUCHDOWNS (CAREER)

- 287 John Unitas, 1956-72
- 122 Bert Jones, 1973-81
- 47 Earl Morrall, 1968-71
- 41 Jack Trudeau, 1986-93
- 41 Jeff George, 1990-93
- 39 Mike Pagel, 1982-85
- 39 Jim Harbaugh, 1994-96
- 22 Gary Hogeboom, 1986-88
- 21 George Shaw, 1955-58
- 21 Marty Domres, 1972-75

MOST TOUCHDOWNS (SEASON)

- 32 John Unitas, 1959
- 26 Earl Morrall, 1968
- 25 John Unitas, 1960
- 24 John Unitas, 1957
- 24 Bert Jones, 1976
- 23 John Unitas, 1962
- 23 John Unitas, 1965
- 23 Bert Jones, 1980
- 22 John Unitas, 1966
- 21 Bert Jones, 1981

MOST TOUCHDOWNS (ROOKIE)

- 16 Jeff George, 1990
- 10 George Shaw, 1955
- 9 John Unitas, 1956
- 8 Jack Trudeau, 1986
- 8 Chris Chandler, 1988

MOST TOUCHDOWNS (GAME)

- 5 Gary Cuozzo at Min, Nov. 4, 1965
- 5 Gary Hogeboom at Buf, Oct. 4, 1987
- 4 (23 times) Last: Jack Trudeau vs. Mia, Dec. 17, 1989

MOST TOUCHDOWNS (ROOKIE-GAME)

- 3 John Unitas vs. LA Rams, Nov. 25, 1956
- 3 Jeff George at Cin, Nov. 25, 1990
- 3 Jeff George vs. Was, Dec. 22, 1990
- 2 (12 times) Last: Jeff George at Mia, Dec. 30, 1990

MOST GAMES WITH TOUCHDOWNS (CAREER)

- 144 John Unitas, 1956-72
- 68 Bert Jones, 1973-81
- 31 Mike Pagel, 1982-85
- 30 Jack Trudeau, 1986-93
- 26 Jim Harbaugh, 1994-96
- 24 Jeff George, 1990-93
- 23 Earl Morrall, 1968-71

MOST GAMES WITH TOUCHDOWNS (SEASON)

- 13 Earl Morrall, 1968
- 12 John Unitas, 1957, 59, 67
- 12 Bert Jones, 1976, 80
- 11 John Unitas, 1960
- 11 Greg Landry, 1979
- 11 Bert Jones, 1981
- 11 Mike Pagel, 1985
- 11 Jim Harbaugh, 1995
- 10 John Unitas, 1958, 62-65
- 10 Bert Jones, 1975
- 10 Mike Pagel, 1983

MOST GAMES WITH TOUCHDOWNS (ROOKIE)

- 9 Jeff George, 1990
- 8 Chris Chandler, 1988
- 7 George Shaw, 1955
- 7 Jack Trudeau, 1986
- 6 John Unitas, 1956

MOST CONSC. GAMES PASSING TDS

- 47 John Unitas, G10-1956/G10-1960
- 11 John Unitas, G14-1966/G10-1967
- 10 John Unitas, G1-8, 10-11, 1965
- 10 Jim Harbaugh, G10-13, 15-16-1995/G1-4, 1996
- 9 Bert Jones, G2-10, 1980
- 9 Bert Jones, G4-12, 1981
- 8 John Unitas, G12-14-1963/G5-1964
- 8 Earl Morrall, G1-8, 1968
- 8 Jack Trudeau, G7-9, 11-15, 1989
- 7 Bert Jones, G9-14-1976/G1-1977
- 7 John Unitas, G2-8, 1966
- 7 Greg Landry, G12-16-1979/G12-13-1980

MOST CONSC. GAMES PASSING TDS (ROOKIE)

- 4 Bert Jones, G1-4, 1973
- 4 Jack Trudeau, G4-7, 1986
- 4 Jeff George, G9-12, 1990
- 3 (4 times) Last: Jeff George, G14-16, 1990

MOST CONSC. GAMES 2+ TD PASSES

- 12 John Unitas, G1-12, 1959
- 7 John Unitas, G4-8, 10-11, 1965
- 6 John Unitas, G5-10, 1960
- 5 John Unitas, G1-5, 1957
- 4 John Unitas, G1-4, 1964
- 4 John Unitas, G14-1966/G3-1967
- 4 Bert Jones, G6-9, 1975

HIGHEST TD PCT. (CAREER-1000 ATT)

- 5.62 John Unitas, 1956-72
- 4.95 Bert Jones, 1973-81
- 3.38 Mike Pagel, 1982-85
- 2.68 Jeff George, 1990-93
- 2.67 Jack Trudeau, 1986-93

HIGHEST TD PCT. (SEASON-200 ATT)

- 8.72 John Unitas, 1959
- 8.20 Earl Morrall, 1968
- 8.16 John Unitas, 1965
- 7.97 John Unitas, 1957
- 7.22 John Unitas, 1958

HIGHEST TD PCT. (ROOKIE-SEASON-100 ATT)

- 4.79 Jeff George, 1990
- 4.55 John Unitas, 1956
- 4.22 George Shaw, 1955
- 3.70 Bert Jones, 1973
- 3.43 Chris Chandler, 1988

HIGHEST TD PCT. (GAME-20 ATT)

- 20.00 John Unitas at Atl, Nov. 12, 1967
- 20.00 Gary Hogeboom at Buf, Oct. 4, 1987
- 19.23 Gary Cuozzo at Min, Nov. 14, 1965
- 19.05 John Unitas at Det, Oct. 20, 1957
- 18.18 John Unitas at Min, Sept. 18, 1966

COLTS INDIVIDUAL RECORDS

HIGHEST TD PCT. (ROOKIE-GAME-20 ATT)

12.50 John Unitas vs. LA Rams, Nov. 25, 1956
 10.00 Mike Pagel vs. Cin, Dec. 5, 1982
 9.68 Jeff George at Cin, Nov. 25, 1990
 9.09 Jeff George vs. NYJ, Nov. 18, 1990
 9.09 Jeff George vs. Was, Dec. 22, 1990

LONGEST PASSES

90t Jones to Roger Carr vs. NYJ, Nov. 16, 1975
 89t Unitas to John Mackey at LA Rams, Oct. 30, 1966
 89t Jones to Roger Carr at Buf, Nov. 9, 1975
 88t Unitas to Tom Matte vs. Atl, Sept. 17, 1967
 85t Harbaugh to Marshall Faulk vs. Was, Oct. 23, 1994
 84t Trudeau to Bill Brooks at S.F., Oct. 5, 1986
 84 Morrall to Jimmy Orr at Atl, Sept. 22, 1968
 83t Unitas to John Mackey at Min, Sept. 18, 1966
 82t Shaw to Buddy Young at G.B., Oct. 8, 1955
 82t Unitas to Lenny Moore at S.F., Dec. 8, 1957
 82t Chandler to Clarence Verdin at LA Rams, Sept. 17, 1989

LONGEST PASSES (ROOKIE)

84t Trudeau to Bill Brooks at S.F., Oct. 5, 1986
 82t Shaw to Buddy Young at G.B., Oct. 8, 1955
 68t George to Bill Brooks vs. N.E., Sept. 16, 1990
 66t DeBello to Bert Rechichar at Phil, Nov. 15, 1953
 64t George to Jessie Hester at Mia, Dec. 30, 1990

HIGHEST AVG. PER ATTEMPT (CAREER-1000 ATT)

7.78 John Unitas, 1956-72
 7.17 Bert Jones, 1973-81
 6.48 Mike Pagel, 1982-85
 6.28 Jack Trudeau, 1986-93
 6.23 Jeff George, 1990-93

HIGHEST AVG. PER ATTEMPT (SEASON-200 ATT)

9.26 John Unitas, 1964
 9.18 John Unitas, 1968
 9.05 Bert Jones, 1976
 7.85+ (8 times) Last: 8.20 Jim Harbaugh, 1995

HIGHEST AVG. PER ATTEMPT (ROOKIE-SEASON-100 ATT)

7.57 John Unitas, 1956
 6.95 Chris Chandler, 1988
 6.69 George Shaw, 1955
 6.44 Jeff George, 1990
 5.80 Mike Pagel, 1982

HIGHEST AVG. PER ATTEMPT (GAME-20 ATT)

18.50 John Unitas at Atl, Nov. 12, 1967
 15.67 John Unitas vs. Det, Nov. 10, 1963
 15.64 John Unitas vs. Min, Dec. 8, 1963
 12.00+ (7 times) Last: 13.22 Bert Jones vs. Mia, Sept. 27, 1981

HIGHEST AVG. PER ATTEMPT (ROOKIE-GAME-20 ATT)

12.21 John Unitas vs. LA Rams, Nov. 25, 1956
 11.32 Jeff George vs. NYJ, Nov. 18, 1990
 10.47 John Unitas at Det, Nov. 18, 1956
 7.00+ (7 times) Last: 7.64 Jeff George vs. Was, Dec. 22, 1990

HIGHEST AVG. PER COMP (CAREER-1000 ATT)

14.22 John Unitas, 1956-72
 12.78 Bert Jones, 1973-81
 12.73 Mike Pagel, 1982-85
 11.88 Jack Trudeau, 1986-93
 10.93 Jeff George, 1990-93

HIGHEST AVG. PER COMP (SEASON-200 ATT)

17.87 John Unitas, 1964
 16.31 John Unitas, 1960
 15.98 Earl Morrall, 1968
 15.43 John Unitas, 1965
 15.02 John Unitas, 1959
 15.00 Bert Jones, 1976

HIGHEST AVG. PER COMP (ROOKIE-SEASON-100 ATT)

13.62 John Unitas, 1956
 13.33 George Shaw, 1955
 12.55 Chris Chandler, 1988
 12.53 Bert Jones, 1973
 11.89 Jeff George, 1990

HIGHEST AVG. PER COMP (GAME-20 ATT)

22.25 John Unitas vs. S.F., Nov. 26, 1960
 22.12 John Unitas vs. Det, Nov. 10, 1963
 21.93 John Unitas vs. Chi, Oct. 2, 1960
 21.86 Bert Jones at Buf, Nov. 9, 1975
 21.85 John Unitas vs. Min, Oct. 1, 1961

HIGHEST AVG. PER COMP (ROOKIE-GAME-20 ATT)

18.47 John Unitas at Det, Nov. 18, 1956
 17.79 Jeff George vs. NYJ, Nov. 18, 1990
 17.67 Jeff George at N.E., Nov. 11, 1990
 16.67 George Shaw vs. S.F., Nov. 27, 1955
 16.28 John Unitas vs. LA Rams, Nov. 25, 1956

MOST INTERCEPTIONS (CAREER)

246 John Unitas, 1956-72
 97 Bert Jones, 1973-81
 62 Jack Trudeau, 1986-93
 47 Mike Pagel, 1982-85
 46 Jeff George, 1990-93
 40 Earl Morrall, 1968-71
 31 George Shaw, 1955-58
 31 Marty Domres, 1972-75
 22 Jim Harbaugh, 1994-96
 19 Greg Landry, 1979-81

MOST INTERCEPTIONS (SEASON-200 ATT)

24 John Unitas, 1960
 24 John Uniats, 1961
 24 John Unitas, 1966
 23 John Unitas, 1962
 21 Bill Troup, 1978
 21 Bert Jones, 1980
 20 John Unitas, 1969
 20 Bert Jones, 1981
 19 George Shaw, 1955
 19 John Unitas, 1958

MOST INTERCEPTIONS (ROOKIE-SEASON-100 ATT)

19 George Shaw, 1955
 18 Jack Trudeau, 1986
 13 Jeff George, 1990
 12 Bert Jones, 1973
 12 Chris Chandler, 1988

MOST INTERCEPTIONS (GAME)

5 Fred Enke at G.B., Oct. 18, 1953
 5 Fred Enke at Det, Nov. 17, 1953
 5 John Unitas vs. S.F., Nov. 26, 1960
 5 John Unitas at G.B., Oct. 8, 1961
 5 John Unitas at Det, Nov. 20, 1966
 5 John Unitas vs. Chi, Nov. 29, 1970
 4 (14 times) Last: Jim Harbaugh vs. S.D., Nov. 3, 1996

MOST INTERCEPTIONS (ROOKIE-GAME)

4 George Shaw vs. G.B., Oct. 29, 1955
 4 Bert Jones vs. NYJ, Sept. 23, 1973
 4 Bert Jones vs. N.O., Sept. 30, 1973
 4 Jack Trudeau vs. N.E., Nov. 9, 1986
 4 Jack Trudeau at NYJ, Nov. 16, 1986
 4 Jeff George vs. N.E., Sept. 16, 1990
 3 (5 times) Last: Jeff George vs. Buf, Dec. 9, 1990

FEWEST INTERCEPTIONS (SEASON-200 ATT)

5 Jim Harbaugh, 1995 (314)
 6 John Unitas, 1964 (305)
 6 Marty Domres, 1972 (222)
 6 Jack Trudeau, 1987 (229)

COLTS INDIVIDUAL RECORDS

FEWEST INTERCEPTIONS (SEASON-200 ATT)

(Continued)

6	Jeff George, 1993	(407)
6	Jim Harbaugh, 1994	(202)
7	John Unitas, 1958	(263)
7	Mike Pagel, 1982	(221)

FEWEST INTERCEPTIONS (ROOKIE-SEASON-100 ATT)

7	Mike Pagel, 1982	(221)
10	John Unitas, 1956	(198)
12	Bert Jones, 1973	(108)
12	Chris Chandler, 1988	(233)
13	Jeff George, 1990	(334)

LOWEST INTERCEPTION PCT. (CAREER-1000 ATT)

3.0	Jeff George, 1990-93
3.9	Bert Jones, 1973-81
4.0	Jack Trudeau, 1986-93
4.1	Mike Pagel, 1982-85
4.8	John Unitas, 1956-72

LOWEST INTERCEPTION PCT. (SEASON-200 ATT)

1.48	Jeff George, 1993
1.59	Jim Harbaugh, 1995
1.97	John Unitas, 1964
2.33	Bert Jones, 1975
2.47	Jeff George, 1991

LOWEST INTERCEPTION PCT. (ROOKIE-SEASON-100 ATT)

3.17	Mike Pagel, 1982
3.89	Jeff George, 1990
4.32	Jack Trudeau, 1986
5.05	John Unitas, 1956
5.15	Chris Chandler, 1988

CONSEC. PASSES WITHOUT INTERCEPTION (CAREER)

202	Jeff George, G10-16, 1993
179	Jim Harbaugh, G3-9, 1996
134	Paul Justin, G13-1995/present
132	John Unitas, G8-13, 1964
132	Bert Jones, G2-8, 1977
128	Marty Domres, G5-11, 1972
115	Bert Jones, G9-14, 1975

HIGHEST RATING (CAREER-1000 ATT)

79.1	Bert Jones, 1973-81
78.8	John Unitas, 1956-72
72.1	Jeff George, 1990-93
65.8	Mike Pagel, 1982-85
64.7	Jack Trudeau, 1986-93

HIGHEST RATING (SEASON-200 ATT)

102.5	Bert Jones, 1976
100.7	Jim Harbaugh, 1995
97.4	John Unitas, 1965
96.4	John Unitas, 1964
93.2	Earl Morrall, 1968
92.0	John Unitas, 1959
90.0	John Unitas, 1958
90.0	John Unitas, 1963
89.1	Bert Jones, 1975
88.0	John Unitas, 1957

HIGHEST RATING (ROOKIE-SEASON-100 ATT)

74.0	John Unitas, 1956
73.8	Jeff George, 1990
67.2	Chris Chandler, 1988
62.4	Mike Pagel, 1982
53.6	Jack Trudeau, 1986

RECEIVING

MOST RECEPTIONS (CAREER)

631	Raymond Berry, 1955-67
411	Bill Brooks, 1986-92
363	Lenny Moore, 1956-57
333	Don McCauley, 1971-81
320	John Mackey, 1963-71
303	Jimmy Orr, 1961-70
298	Lydell Mitchell, 1972-77
254	Roger Carr, 1974-81
249	Tom Matte, 1961-72
234	Matt Bouza, 1982-89

MOST RECEPTIONS (SEASON)

85	Reggie Langhorne, 1993
82	Joe Washington, 1979
75	Raymond Berry, 1961
74	Raymond Berry, 1960
72	Lydell Mitchell, 1974
72	Bill Brooks, 1991
71	Lydell Mitchell, 1977
71	Matt Bouza, 1986
71	Albert Bentley, 1990
66	Raymond Berry, 1959

MOST RECEPTIONS (ROOKIE)

65	Bill Brooks, 1986
64	Marvin Harrison, 1996
52	Andre Rison, 1989
52	Marshall Faulk, 1994
50	Randy McMillan, 1981
42	Ken Dilger, 1995

MOST RECEPTIONS (GAME)

13	Lydell Mitchell vs. NYJ, Dec. 15, 1974
13	Joe Washington at K.C., Sept. 2, 1979
12	Raymond Berry at Was, Nov. 10, 1957
12	Lydell Mitchell vs. NYJ, Nov. 28, 1976
12	Reggie Langhorne at Was, Nov. 7, 1993
11	Raymond Berry vs. Cle, Nov. 1, 1959
11	Raymond Berry at Det, Oct. 23, 1960
11	Raymond Berry vs. Was, Dec. 8, 1962
11	Willie Richardson at Phil, Sept. 24, 1967
11	Eddie Hinton vs. K.C., Sept. 28, 1970
11	Lydell Mitchell vs. Den, Nov. 10, 1974
11	Don McCauley at Den, Nov. 27, 1977

MOST RECEPTIONS (GAME) (Continued)

11	Curtis Dickey vs. Cin, Nov. 11, 1981
11	Randy McMillan vs. NYJ, Nov. 8, 1981
11	Anthony Johnson vs. N.E., Sept. 1, 1991

MOST RECEPTIONS (ROOKIE-GAME)

11	Randy McMillan vs. NYJ, Nov. 8, 1981
9	Randy McMillan at Mia, Nov. 1, 1981
9	Bill Brooks at NYJ, Nov. 16, 1986
8	Sean Dawkins vs. Dal, Oct. 10, 1993
8	Marshall Faulk vs. Was, Oct. 23, 1994
7	(8 times) Last: Ken Dilger vs. S.F., Oct. 15, 1995

MOST CONSECUTIVE GAMES WITH RECEPTION

62	Jessie Hester, G3-1990/G16-1993
58	Jimmy Orr, G12-1961/G3-1963/ G6-1963/G13-1965
45	Lenny Moore, G8-1957/G4-1961
45	Marshall Faulk, G1-1994/G16-1996
44	Raymond Berry, G1-1959/G12-1961, G1-8, 1962
39	Bill Brooks, G8-1990/G16-1992
38	Bill Brooks, G1-1986/G10-1988
35	Albert Bentley, G15-1988/G16-1990, G2-1991
34	Sean Dawkins, G16-1993/G1-1996
33	Matt Bouza, G13-1985/G2-1987, G6-1987/G1-1988
31	John Mackey, G8-1964/G10-1966
30	Lydell Mitchell, G1-1974/G2-1976

MOST GAMES WITH RECEPTIONS (CAREER)

142	Raymond Berry, 1955-67
116	Lenny Moore, 1956-67
113	Don McCauley, 1971-81
111	John Mackey, 1963-71
103	Bill Brooks, 1986-92
96	Jimmy Orr, 1961-70
96	Tom Matte, 1961-72
88	Roger Carr, 1974-81
83	Glenn Doughty, 1972-79
79	Pat Beach, 1982-83, 85-91

COLTS INDIVIDUAL RECORDS

MOST GAMES 10+ RECEPTIONS (CAREER)

- 11 Raymond Berry, 1955-67
- 3 Don McCauley, 1971-81
- 3 Lydell Mitchell, 1972-77
- 3 Joe Washington, 1978-80
- 3 Anthony Johnson, 1990-93
- 1 Brooks/Dickey/Faulk/Hinton/Langhorne/McMillan/W.Richardson

MOST GAMES 10+ RECEPTIONS (SEASON)

- 3 Raymond Berry, 1960
- 3 Joe Washington, 1979
- 2 Raymond Berry, 1958
- 2 Raymond Berry, 1959
- 2 Lydell Mitchell, 1974
- 2 Anthony Johnson, 1991

MOST SEASONS LEADING TEAM (*tied)

- 8 Raymond Berry, 1957-61, 64-66
- 4 Lydell Mitchell, 1974-77
- 4 Bill Brooks, 1987-89, 91
- 3 Tom Mitchell, 1971-72, 73*
- 2 (8 times) Last: Marshall Faulk, 1994*-95

MOST CONSC. SEASONS LEADING TEAM (*tied)

- 5 Raymond Berry, 1957-61
- 4 Lydell Mitchell, 1974-77
- 3 Raymond Berry, 1964-66
- 3 Tom Mitchell, 1971-72, 73*
- 3 Bill Brooks, 1987-89

MOST SEASONS 50+ RECEPTIONS

- 7 Raymond Berry, 1958-62, 65-66
- 6 Bill Brooks, 1986-92
- 4 Lydell Mitchell, 1974-77
- 4 Jessie Hester, 1990-93
- 3 Sean Dawkins, 1994-96
- 3 Marshall Faulk, 1994-96
- 2 Bentley/Langhorne/Mackey/McCauley/Washington
- 1 (14 times) Last: Marvin Harrison, 1996

CONSC. SEASONS 50+ RECEPTIONS

- 6 Bill Brooks, 1986-91
- 5 Raymond Berry, 1958-62
- 4 Lydell Mitchell, 1974-77
- 4 Jessie Hester, 1990-93
- 3 Sean Dawkins, 1994-96
- 3 Marshall Faulk, 1994-96
- 2 Raymond Berry, 1965-66
- 2 John Mackey, 1966-67
- 2 Joe Washington, 1979-80
- 2 Albert Bentley, 1989-90
- 2 Reggie Langhorne, 1992-9

MOST RECEPTIONS 2 PLAYERS (SEASON)

- 149 Langhorne (85)/Hester (64), 1993
- 137 Washington (82)/McCauley (55), 1979
- 136 Bouza (71)/Brooks (65), 1986
- 133 Bentley (71)/Brooks (62), 1990
- 132 Brooks (72)/Hester (60), 1991

MOST RECEPTIONS 3 PLAYERS (SEASON)

- 204 Langhorne (85)/Hester (64)/Johnson (55), 1993
- 187 Bentley (71)/Brooks (62)/Hester (54), 1990
- 174 Washington (82)/McCauley (55)/McCall (37), 1979
- 174 Brooks (72)/Hester (60)/Johnson (42), 1991
- 174 Harrison (64)/Faulk (56)/Dawkins (54), 1996

TRIO OF 50+ SEASONAL RECEIVERS

- Brooks (63)/Rison (52)/Bentley (52), 1989
- Bentley (71)/Brooks (62)/Hester (54), 1990
- Langhorne (85)/Hester (64)/Johnson (55), 1993
- Turner (52)/Faulk (52)/Dawkins (51), 1994
- Harrison (64)/Faulk (56)/Dawkins (54), 1996

MOST YARDS (CAREER)

- 9275 Raymond Berry, 1955-67
- 6039 Lenny Moore, 1956-67
- 5859 Jimmy Orr, 1961-70
- 5818 Bill Brooks, 1986-92

MOST YARDS (CAREER) (Continued)

- 5127 John Mackey, 1963-71
- 4770 Roger Carr, 1974-81
- 3684 Jim Mutscheller, 1954-61
- 3547 Glenn Doughty, 1972-79
- 3304 Jessie Hester, 1990-93
- 3064 Matt Bouza, 1982-89

MOST YARDS (SEASON)

- 1298 Raymond Berry, 1960
- 1131 Bill Brooks, 1986
- 1112 Roger Carr, 1976
- 1038 Reggie Langhorne, 1993
- 974 Jimmy Orr, 1962
- 959 Raymond Berry, 1959
- 938 Lenny Moore, 1958
- 936 Lenny Moore, 1960
- 924 Roger Carr, 1980
- 924 Jessie Hester, 1990

MOST YARDS (ROOKIE)

- 1131 Bill Brooks, 1986
- 836 Marvin Harrison, 1996
- 820 Andre Rison, 1989
- 726 John Mackey, 1963
- 635 Ken Dilger, 1995

MOST YARDS (GAME)

- 224 Raymond Berry at Was, Nov. 10, 1957
- 210 Roger Carr at NYJ, Oct. 24, 1976
- 203 Reggie Langhorne at Was, Nov. 7, 1993
- 198 Roger Carr vs. Cin, Sept. 19, 1976
- 195 Raymond Berry at Dal, Oct. 30, 1960
- 187 Roger Carr at N.E., Sept. 18, 1978
- 186 Raymond Berry at Det, Oct. 23, 1960
- 184 Willie Richardson at Phil, Sept. 24, 1967
- 181 Lenny Moore at NYG, Nov. 9, 1958
- 181 Raymond Berry vs. S.F., Nov. 26, 1960

MOST YARDS (ROOKIE-GAME)

- 177 Bill Brooks at NYJ, Nov. 16, 1986
- 144 John Mackey vs. Min, Dec. 8, 1963
- 135 Andre Rison vs. Cle, Dec. 10, 1989
- 134 Ray Perkins at Atl, Nov. 12, 1967
- 134 Eddie Hinton vs. Det, Dec. 7, 1969

MOST SEASONS LEADING TEAM

- 5 Jimmy Orr, 1962-65, 68
- 5 Bill Brooks, 1986-89, 91
- 4 Raymond Berry, 1957, 59-61
- 3 Roger Carr, 1976, 78, 80
- 2 (7 players) Last: Sean Dawkins, 1994-95

MOST CONSC. SEASONS LEADING TEAM

- 4 Jimmy Orr, 1962-65
- 4 Bill Brooks, 1986-89
- 2 Jim Mutscheller, 1955-56
- 2 Reggie Langhorne, 1992-93
- 2 Sean Dawkins, 1994-95

MOST 100+ GAMES (CAREER)

- 24 Raymond Berry, 1955-67
- 19 Lenny Moore, 1956-67
- 18 Jimmy Orr, 1961-70
- 10 Roger Carr, 1974-81
- 9 Bill Brooks, 1986-92
- 8 John Mackey, 1963-71
- 6 Jim Mutscheller, 1954-61
- 6 Glenn Doughty, 1972-79
- 5 Willie Richardson, 1963-69, 71

MOST 100+ GAMES (SEASON)

- 7 Raymond Berry, 1960
- 5 Lenny Moore, 1958
- 4 Raymond Berry, 1959
- 4 Lenny Moore, 1959
- 4 Lenny Moore, 1960
- 4 Jimmy Orr, 1962
- 3 (10 times) Last: Brooks/Rison, 1989

MOST 100+ GAMES (ROOKIE)

- 3 Andre Rison, 1989
- 2 Ray Perkins, 1967
- 2 Bill Brooks, 1986
- 2 Marvin Harrison, 1996
- 1 Dawkins/Dilger/Hinton/Johnson/Mackey

COLTS INDIVIDUAL RECORDS

MOST CONSC. 100+ GAMES (*ROOKIE)

- 6 Raymond Berry, G5-10, 1960
- 2 Lenny Moore, G2-3, 1958
- 2 Raymond Berry, G5-6, 1959
- 2 Lenny Moore, G6-7, 1959
- 2 Lenny Moore, G9-10, 1960
- 2 Raymond Berry, G13-14, 1962
- 2 Raymond Berry, G13-14, 1963
- 2 Willie Richardson, G10-11, 1968
- 2 Jimmy Orr, G5-6, 1969
- 2 *Bill Brooks, G11-12, 1986
- 2 Bill Brooks, G4-5, 1989
- 2 Reggie Langhorne, G8-9, 1993
- 2 *Marvin Harrison, G14-15, 1996

MOST TOUCHDOWNS (CAREER)

- 68 Raymond Berry, 1955-67
- 50 Jimmy Orr, 1961-70
- 48 Lenny Moore, 1956-67
- 40 Jim Mutscheller, 1954-61
- 38 John Mackey, 1963-71
- 29 Roger Carr, 1974-81
- 28 Bill Brooks, 1986-92
- 24 Willie Richardson, 1963-69, 71
- 24 Glenn Doughty, 1972-79
- 24 Ray Butler, 1980-85

MOST TOUCHDOWNS (SEASON)

- 14 Raymond Berry, 1959
- 11 Jimmy Orr, 1962
- 11 Roger Carr, 1976
- 10 Raymond Berry, 1960
- 10 Jimmy Orr, 1965
- 9 Raymond Berry, 1958
- 9 Lenny Moore, 1960
- 9 John Mackey, 1966
- 9 Ray Butler, 1981
- 8 (7 times) Last: Marvin Harrison, 1996

MOST TOUCHDOWNS (ROOKIE)

- 8 Bill Brooks, 1986
- 8 Marvin Harrison, 1996
- 7 John Mackey, 1963
- 4 Tom Mitchell, 1968
- 4 Andre Rison, 1989
- 4 Ken Dilger, 1995
- 3 Royce Womble, 1954
- 3 Jerry Richardson, 1959

MOST TOUCHDOWNS (GAME)

- 3 Jim Mutscheller at GBM, Oct. 13, 1957
- 3 Raymond Berry at Dal, Oct. 30, 1960
- 3 Raymond Berry vs. G.B., Nov. 6, 1960
- 3 Lenny Moore vs. Min, Oct. 1, 1961
- 3 Jimmy Orr vs. Was, Dec. 8, 1962
- 3 Jimmy Orr vs. LA Rams, Oct. 4, 1964
- 3 Roger Carr vs. Cin, Sept. 19, 1976
- 3 Marvin Harrison at K.C., Dec. 15, 1996

MOST TOUCHDOWNS (ROOKIE-GAME)

- 3 Marvin Harrison at K.C., Dec. 15, 1996
- 2 John Mackey vs. Min, Dec. 8, 1963
- 2 Preston Pearson at LA Rams, Dec. 15, 1968
- 2 Marshall Johnson at NYJ, Oct. 26, 1975

MOST GAMES WITH TOUCHDOWNS (CAREER)

- 56 Raymond Berry, 1955-67
- 39 Lenny Moore, 1956-67
- 37 Jimmy Orr, 1961-70
- 34 Jim Mutscheller, 1954-61
- 33 John Mackey, 1963-71
- 27 Bill Brooks, 1986-92
- 22 Roger Carr, 1974-81
- 21 Glenn Doughty, 1972-79
- 20 Ray Butler, 1980-85

MOST GAMES WITH TOUCHDOWNS (SEASON)

- 10 Raymond Berry, 1959
- 7 Jim Mutscheller, 1955
- 7 Raymond Berry, 1958
- 7 Jim Mutscheller, 1958
- 7 Jimmy Orr, 1962
- 7 Raymond Berry, 1965
- 7 John Mackey, 1966

MOST GAMES WITH TOUCHDOWNS (SEASON)

(Continued)

- 7 Willie Richardson, 1968
- 7 Roger Carr, 1976
- 7 Bill Brooks, 1986

MOST CONSC. GAMES RECEIVING TDS

- 7 Raymond Berry, G8-12-1959/G2-1960
- 5 Jim Mutscheller, G12-1956/G4-1957
- 5 Jim Mutscheller, G11-12-1958/G3-1959
- 5 Raymond Berry, G10-11-1958/G3-1959
- 5 Jimmy Orr, G12-14-1962/G2-1963
- 5 Raymond Berry, G5-9, 1965
- 4 (4 times) Last: Willie Richardson, G10-13, 1968

MOST SEASONS LEADING TEAM (*tied)

- 4 Raymond Berry, 1958-60, 64*
- 4 Glenn Doughty, 1973*, 74*, 75*, 77*
- 3 (8 times) Last: Matt Bouza, 1982*, 87, 88*

MOST CONSC. SEASONS LEADING TEAM (*tied)

- 3 Glenn Doughty, 1973*, 74*, 75*
- 3 Raymond Berry, 1958-60
- 3 Jim Mutscheller 1955-57
- 3 Willie Richardson, 1967-68, 69*

LONGEST RECEPTIONS

- 90t Carr from Bert Jones vs. NYJ, Nov. 16, 1975
- 89t Mackey from John Unitas at LA Rams, Oct. 30, 1966
- 89t Carr from Bert Jones at Buf, Nov. 9, 1975
- 88t Matte from John Unitas vs. Atl, Sept. 17, 1967
- 85t Faulk from Jim Harbaugh vs. Was, Oct. 23, 1994
- 84t Brooks from Jack Trudeau at S.F., Oct. 5, 1986
- 84t Orr from Earl Morrall at Atl, Sept. 22, 1968
- 83t Mackey from John Unitas at Min, Sept. 18, 1966
- 82t Young from George Shaw at G.B., Oct. 8, 1955
- 82t Moore from John Unitas at S.F., Dec. 8, 1957
- 82t Verdin from Chris Chandler at LA Rams, Sept. 17, 1989

LONGEST RECEPTIONS (ROOKIE)

- 85t Faulk from Jim Harbaugh vs. Wash, Oct. 23, 1994
- 84t Brooks from Jack Trudeau at S.F., Oct. 5, 1986
- 78t Womble from Garry Kerkorian vs. S.F., Nov. 28, 1954
- 74t Turner from Lamar McHan vs. Min, Dec. 16, 1962
- 68t Johnson from Bert Jones at NYJ, Oct. 26, 1975

HIGHEST AVERAGE (CAREER-100 REC)

- 19.3 Jimmy Orr, 1961-70
- 18.8 Roger Carr, 1974-81
- 17.1 Ray Butler, 1980-85
- 16.8 Jim Mutscheller, 1954-61
- 16.6 Lenny Moore, 1956-67
- 16.2 Glenn Doughty, 1972-79
- 15.3 Willie Richardson, 1963-69, 71
- 14.8 Sean Dawkins, 1993-96
- 14.7 Raymond Berry, 1955-67
- 14.4 Jessie Hester, 1990-93
- 14.3 Raymond Chester, 1973-77

HIGHEST AVERAGE (SEASON-30 REC)

- 25.9 Roger Carr, 1976
- 21.7 Jimmy Orr, 1964
- 21.0 Roger Carr, 1978
- 20.8 Lenny Moore, 1960
- 20.7 John Mackey, 1963
- 20.4 John Mackey, 1964
- 18.9 Willie Richardson, 1968

COLTS INDIVIDUAL RECORDS

HIGHEST AVERAGE (SEASON-30 REC) (Continued)

- 18.8 Jimmy Orr, 1965
- 18.7 Lenny Moore, 1958
- 18.1 Ray Butler, 1981

HIGHEST AVERAGE (ROOKIE-30 REC)

- 20.7 John Mackey, 1963
- 17.4 Bill Brooks, 1986
- 16.9 Ray Butler, 1980
- 15.8 Andre Rison, 1989
- 15.1 Ken Dilger, 1995

HIGHEST AVERAGE (GAME-3 REC)

- 48.8 Raymond Berry at Dal., Oct. 30, 1960
- 42.0 Roger Carr at NYJ, Oct. 24, 1976
- 39.3 Lenny Moore vs. Chi., Oct. 4, 1958
- 36.3 Ray Butler vs. Mia, Sept. 27, 1981
- 36.3 Glenn Doughty at Det., Oct. 21, 1973
- 36.0 Bill Brooks vs. Den., Oct. 31, 1988
- 35.7 Lenny Moore vs. Min., Nov. 15, 1964

HIGHEST AVERAGE (GAME-3 REC) (Continued)

- 35.0 Lenny Moore vs. Chi., Oct. 2, 1960
- 35.0 Marshall Johnson at NYJ, Oct. 26, 1975

HIGHEST AVERAGE (ROOKIE-GAME-3 REC)

- 35.0 Marshall Johnson at NYJ, Oct. 26, 1975
- 28.8 John Mackey vs. Min., Dec. 8, 1963
- 28.3 Royce Womble vs. S.F., Nov. 22, 1954
- 28.0 John Mackey at Min., Nov. 17, 1963
- 27.0 Andre Rison vs. Cle., Dec. 10, 1989
- 27.0 Brian DeRoo vs. T.B., Sept. 9, 1979

MOST GAMES 25+ AVERAGE

- 11 Lenny Moore, 1956-67
- 9 Roger Carr, 1974-81
- 8 Jimmy Orr, 1961-70
- 8 John Mackey, 1963-71
- 5 Ray Butler, 1980-85
- 4 Willie Richardson, 1963-69, 71

PLAYS FROM SCRIMMAGE

MOST ATTEMPTS (CAREER)

- 1689 Lydell Mitchell, 1972-77
- 1451 Tom Matte, 1961-72
- 1432 Lenny Moore, 1956-67
- 1396 Eric Dickerson, 1987-91
- 1154 Randy McMillan, 1981-86
- 1103 Don McCauley, 1971-81
- 1065 Alan Ameche, 1955-60
- 965 Marshall Faulk, 1994-96
- 924 Curtis Dickey, 1980-85
- 823 Jerry Hill, 1961, 63-70
- 804 Joe Washington, 1978-80

MOST ATTEMPTS (SEASON)

- 424 Eric Dickerson, 1988
- 372 Lydell Mitchell, 1977
- 366 Marshall Faulk, 1994
- 349 Lydell Mitchell, 1975
- 349 Lydell Mitchell, 1976
- 345 Marshall Faulk, 1995
- 344 Eric Dickerson, 1989
- 324 Joe Washington, 1979
- 286 Lydell Mitchell, 1974
- 285 Joe Washington, 1978

MOST ATTEMPTS (ROOKIE)

- 366 Marshall Faulk, 1994
- 240 Alan Ameche, 1955
- 205 Roosevelt Potts, 1993
- 201 Curtis Dickey, 1980
- 199 Randy McMillan, 1981

MOST ATTEMPTS (GAME)

- 42 Lydell Mitchell at NYJ, Oct. 20, 1974
- 39 Eric Dickerson vs. Buf., Dec. 18, 1988
- 37 Lydell Mitchell at Sea, Sept. 18, 1977
- 36 Lydell Mitchell vs. Mia, Dec. 9, 1973
- 36 Lydell Mitchell vs. Mia, Dec. 14, 1975
- 36 Eric Dickerson vs. S.D., Nov. 8, 1987
- 35 Lydell Mitchell vs. N.E., Dec. 21, 1975
- 35 Lydell Mitchell vs. Mia, Oct. 10, 1976
- 35 Lydell Mitchell vs. Hou, Nov. 1, 1976
- 35 Eric Dickerson vs. T.B., Dec. 27, 1987

MOST ATTEMPTS (ROOKIE-GAME)

- 33 Rodney Culver at N.E., Dec. 6, 1992
- 30 Marshall Faulk vs. Sea, Oct. 2, 1994
- 30 Marshall Faulk vs. Was, Oct. 23, 1994
- 28 Marshall Faulk at Buf., Oct. 16, 1994
- 28 Marshall Faulk at Sea, Dec. 4, 1994

MOST SEASONS 200+ ATTEMPTS

- 5 Lydell Mitchell, 1973-77
- 4 Eric Dickerson, 1987-89, 91
- 3 Tom Matte, 1968-69, 71
- 3 Curtis Dickey, 1980-81, 83
- 3 Randy McMillan, 1983, 85-86
- 3 Marshall Faulk, 1994-96

CONSC. SEASONS 200+ ATTEMPTS

- 5 Lydell Mitchell, 1973-77
- 3 Eric Dickerson, 1987-89
- 3 Marshall Faulk, 1994-96

CONSC. SEASONS 200+ ATTEMPTS (Continued)

- 2 Ameche/Dickey/Matte/McMillan/
Washington

MOST YARDS (CAREER)

- 11213 Lenny Moore, 1956-67
- 9275 Raymond Berry, 1955-67
- 8010 Lydell Mitchell, 1972-77
- 7515 Tom Matte, 1961-72
- 6276 Eric Dickerson, 1987-91
- 5894 Bill Brooks, 1986-92
- 5873 Jimmy Orr, 1961-70
- 5653 Don McCauley, 1971-81
- 5254 John Mackey, 1963-72
- 5232 Randy McMillan, 1981-86

MOST YARDS (SEASON)

- 2036 Eric Dickerson, 1988
- 1804 Marshall Faulk, 1994
- 1779 Lydell Mitchell, 1977
- 1755 Lydell Mitchell, 1976
- 1737 Lydell Mitchell, 1975
- 1634 Joe Washington, 1979
- 1605 Curtis Dickey, 1983
- 1553 Marshall Faulk, 1995
- 1536 Lenny Moore, 1958
- 1522 Eric Dickerson, 1989

MOST YARDS (ROOKIE)

- 1804 Marshall Faulk, 1994
- 1136 Bill Brooks, 1986
- 1102 Alan Ameche, 1955
- 1063 Randy McMillan, 1981
- 1004 Curtis Dickey, 1980

MOST YARDS (GAME)

- 240 Anthony Johnson vs. N.E., Nov. 15, 1992
- 229 Eric Dickerson vs. T.B., Dec. 27, 1987
- 224 Raymond Berry at Was, Nov. 10, 1957
- 222 Marshall Faulk vs. St.L. Rams,
Oct. 1, 1995
- 219 Lydell Mitchell vs. K.C., Nov. 30, 1975
- 217 Lenny Moore vs. Phil, Nov. 21, 1965
- 216 Alan Ameche vs. LA Rams,
Nov. 25, 1956
- 216 Lydell Mitchell at S.D., Nov. 7, 1976
- 213 Marshall Faulk vs. Was, Oct. 23, 1994
- 212 Lenny Moore vs. G.B., Oct. 28, 1956
- 210 Lenny Moore vs. Chi., Oct. 29, 1961
- 210 Roger Carr at NYJ, Oct. 24, 1976
- 208 Lenny Moore at NYG, Nov. 9, 1958
- 207 Eric Dickerson vs. Hou, Sept. 4, 1988
- 203 Reggie Langhorne at Was, Oct. 7, 1993
- 202 George Wonsley vs. Det, Sept. 22, 1985

MOST YARDS (ROOKIE-GAME)

- 213 Marshall Faulk vs. Was, Oct. 23, 1994
- 212 Lenny Moore vs. G.B., Oct. 28, 1956
- 194 Alan Ameche vs. Chi, Sept. 25, 1955
- 186 Marshall Faulk at T.B., Sept. 11, 1994
- 177 Bill Brooks at NYJ, Nov. 16, 1986

COLTS INDIVIDUAL RECORDS

MOST 1000+ SEASONS

- 6 Lenny Moore, 1957-61, 64
- 5 Lydell Mitchell, 1973-77
- 3 Tom Matte, 1963, 67, 69
- 3 Curtis Dickey, 1980-81, 83
- 3 Eric Dickerson, 1987-89
- 3 Marshall Faulk, 1994-96
- 2 Ameche/Bentley/Washington
- 1 Berry/Brooks/Carr/A.Johnson/
Langhorne/McMillan

MOST CONSC. 1000+ SEASONS

- 5 Lenny Moore, 1957-61
- 5 Lydell Mitchell, 1973-77
- 3 Eric Dickerson, 1987-89
- 3 Marshall Faulk, 1994-96
- 2 Alan Ameche, 1955-56
- 2 Joe Washington, 1978-79
- 2 Curtis Dickey, 1980-81

MOST 100+ GAMES (CAREER)

- 47 Lenny Moore, 1956-67
- 42 Lydell Mitchell, 1972-77
- 29 Eric Dickerson, 1987-91
- 24 Raymond Berry, 1955-67
- 22 Tom Matte, 1961-72
- 18 Jimmy Orr, 1961-70
- 18 Curtis Dickey, 1980-85
- 18 Marshall Faulk, 1994-96
- 16 Joe Washington, 1978-80
- 12 Albert Bentley, 1985-92

MOST 100+ GAMES (SEASON)

- 11 Lydell Mitchell, 1976
- 11 Lydell Mitchell, 1977
- 10 Lydell Mitchell, 1975
- 10 Eric Dickerson, 1988
- 9 Marshall Faulk, 1994
- 8 Lenny Moore, 1958
- 8 Tom Matte, 1969
- 7 (7 times) Most: Moore (2),
Dickerson (2)

MOST 100+ GAMES (ROOKIE)

- 9 Marshall Faulk, 1994
- 4 Randy McMillan, 1981
- 3 Ameche/Dickey/Lorick/Potts/Rison
- 2 Brooks/Culver/Harrison/Moore/
Perkins/Vessels

MOST CONSC. 100+ GAMES

- 16 Lydell Mitchell, G8-14-1975/G1-9-1976
- 7 Tom Matte, G5-11, 1969
- 6 Raymond Berry, G5-10, 1960
- 5 Eric Dickerson, G14-16-1988/
G1-2-1989

MOST CONSC. 100+ GAMES (Continued)

- 4 Dickerson (2)/Dickey/Faulk/Mitchell (2)/
Moore (2)

MOST CONSC. 100+ GAMES (ROOKIE)

- 3 Marshall Faulk, G8-10, 1994
- 3 Tony Lorick, G7-9, 1964
- 2 Ameche/Brooks/Harrison/
McMillan/Moore

MOST 150+ GAMES (CAREER)

- 16 Lenny Moore, 1956-67
- 12 Eric Dickerson, 1987-91
- 11 Lydell Mitchell, 1972-77
- 8 Raymond Berry, 1955-67
- 6 Albert Bentley, 1985-91
- 5 Marshall Faulk, 1994-95
- 4 Jimmy Orr, 1961-70
- 4 Tom Matte, 1961-72
- 3 Ameche/Carr/Dickey/Washington

MOST 150+ GAMES (SEASON)

- 5 Lenny Moore, 1958
- 5 Eric Dickerson, 1988
- 4 Eric Dickerson, 1989
- 3 Raymond Berry, 1960
- 3 Lydell Mitchell, 1975-77
- 3 Joe Washington, 1979
- 3 Albert Bentley, 1987
- 3 Marshall Faulk, 1994

MOST 150+ GAMES (ROOKIE)

- 3 Marshall Faulk, 1994
- 2 Alan Ameche, 1955
- 1 Brooks/McMillan/Moore

MOST 1500+ SEASONS

- 3 Lydell Mitchell, 1975-77
- 2 Eric Dickerson, 1988-89
- 2 Marshall Faulk, 1994-95
- 1 Lenny Moore, 1958
- 1 Joe Washington, 1979
- 1 Curtis Dickey, 1983

PCT. OF NET YARDAGE SEASONAL LEADERS

- 41.8 Eric Dickerson, 1988 (2036-4870)
- 40.9 Marshall Faulk, 1994 (1804-4413)
- 38.8 Lydell Mitchell, 1977 (1779-4588)
- 38.6 Lydell Mitchell, 1975 (1737-4498)
- 33.9 Lydell Mitchell, 1974 (1301-3843)
- 33.8 Lenny Moore, 1958 (1536-4539)
- 33.7 Joe Washington, 1979 (1634-4846)
- 33.7 Lydell Mitchell, 1976 (1755-5236)
- 32.5 Joe Washington, 1978 (1333-4107)
- 32.0 Curtis Dickey, 1983 (1605-5018)
- 30.0+ (7 other times)

INTERCEPTIONS

MOST (CAREER)

- 57 Bobby Boyd, 1960-68
- 37 Don Shinnick, 1957-68
- 34 Jerry Logan, 1963-72
- 34 Eugene Daniel, 1984-96
- 32 Andy Nelson, 1957-63
- 31 Rick Volk, 1967-75
- 27 Milt Davis, 1957-60
- 27 Mike Prior, 1987-92
- 25 Stan White, 1972-79
- 24 Bert Rechichar, 1953-59

MOST (SEASON)

- 11 Tom Keane, 1953
- 10 Milt Davis, 1957
- 10 Lyle Blackwood, 1977
- 9 Bobby Boyd, 1964
- 9 Bobby Boyd, 1965
- 8 Andy Nelson, 1958
- 8 Ray Brown, 1958
- 8 Bobby Boyd, 1968
- 8 Charlie Stukes, 1971
- 8 Stan White, 1975
- 8 Eugene Daniel, 1985
- 8 Ray Buchanan, 1994

MOST (ROOKIE)

- 10 Milt Davis, 1957
- 8 Ray Brown, 1958
- 7 Bobby Boyd, 1960
- 6 Rick Volk, 1967
- 6 Eugene Daniel, 1984

MOST (GAME)

- 3 Bert Rechichar vs. Chi, Sept. 27, 1953
- 3 Tom Keane at Phil, Nov. 15, 1953
- 3 Tom Keane at LA Rams, Dec. 4, 1954
- 3 Gary Glick at Was, Nov. 26, 1961
- 3 Jerry Logan at NYJ, Oct. 18, 1970
- 3 Jackie Wallace at N.E., Sept. 12, 1976
- 3 Lyle Blackwood vs. NYJ, Nov. 20, 1977
- 3 Eugene Daniel vs. G.B., Oct. 27, 1985
- 3 Leonard Coleman vs. N.O., Oct. 12, 1986
- 3 Mike Prior vs. Pho, Dec. 20, 1992

MOST (ROOKIE-GAME)

- 2 (14 times) Most: Milt Davis (3)/
Ray Brown (3)/Bobby Boyd (2)/
Last: Bryant Jones vs. NYJ,
Oct. 11, 1987

COLTS INDIVIDUAL RECORDS

HIGHEST AVERAGE (SEASON-30 REC) (Continued)

- 18.8 Jimmy Orr, 1965
- 18.7 Lenny Moore, 1958
- 18.1 Ray Butler, 1981

HIGHEST AVERAGE (ROOKIE-30 REC)

- 20.7 John Mackey, 1963
- 17.4 Bill Brooks, 1986
- 16.9 Ray Butler, 1980
- 15.8 Andre Rison, 1989
- 15.1 Ken Dilger, 1995

HIGHEST AVERAGE (GAME-3 REC)

- 48.8 Raymond Berry at Dal, Oct. 30, 1960
- 42.0 Roger Carr at NYJ, Oct. 24, 1976
- 39.3 Lenny Moore vs. Chi, Oct. 4, 1958
- 36.3 Ray Butler vs. Mia, Sept. 27, 1981
- 36.3 Glenn Doughty at Det, Oct. 21, 1973
- 36.0 Bill Brooks vs. Den, Oct. 31, 1988
- 35.7 Lenny Moore vs. Min, Nov. 15, 1964

HIGHEST AVERAGE (GAME-3 REC) (Continued)

- 35.0 Lenny Moore vs. Chi, Oct. 2, 1960
- 35.0 Marshall Johnson at NYJ, Oct. 26, 1975

HIGHEST AVERAGE (ROOKIE-GAME-3 REC)

- 35.0 Marshall Johnson at NYJ, Oct. 26, 1975
- 28.8 John Mackey vs. Min, Dec. 8, 1963
- 28.3 Royce Womble vs. S.F. Nov. 22, 1954
- 28.0 John Mackey at Min, Nov. 17, 1963
- 27.0 Andre Rison vs. Cle, Dec. 10, 1989
- 27.0 Brian DeRoo vs. T.B., Sept. 9, 1979

MOST GAMES 25+ AVERAGE

- 11 Lenny Moore, 1956-67
- 9 Roger Carr, 1974-81
- 8 Jimmy Orr, 1961-70
- 8 John Mackey, 1963-71
- 5 Ray Butler, 1980-85
- 4 Willie Richardson, 1963-69, 71

PLAYS FROM SCRIMMAGE

MOST ATTEMPTS (CAREER)

- 1689 Lydell Mitchell, 1972-77
- 1451 Tom Matte, 1961-72
- 1432 Lenny Moore, 1956-67
- 1396 Eric Dickerson, 1987-91
- 1154 Randy McMillan, 1981-86
- 1103 Don McCauley, 1971-81
- 1065 Alan Ameche, 1955-60
- 965 Marshall Faulk, 1994-96
- 924 Curtis Dickey, 1980-85
- 823 Jerry Hill, 1961, 63-70
- 804 Joe Washington, 1978-80

MOST ATTEMPTS (SEASON)

- 424 Eric Dickerson, 1988
- 372 Lydell Mitchell, 1977
- 366 Marshall Faulk, 1994
- 349 Lydell Mitchell, 1975
- 349 Lydell Mitchell, 1976
- 345 Marshall Faulk, 1995
- 344 Eric Dickerson, 1989
- 324 Joe Washington, 1979
- 286 Lydell Mitchell, 1974
- 285 Joe Washington, 1978

MOST ATTEMPTS (ROOKIE)

- 366 Marshall Faulk, 1994
- 240 Alan Ameche, 1955
- 205 Roosevelt Potts, 1993
- 201 Curtis Dickey, 1980
- 199 Randy McMillan, 1981

MOST ATTEMPTS (GAME)

- 42 Lydell Mitchell at NYJ, Oct. 20, 1974
- 39 Eric Dickerson vs. Buf, Dec. 18, 1988
- 37 Lydell Mitchell at Sea, Sept. 18, 1977
- 36 Lydell Mitchell vs. Mia, Dec. 9, 1973
- 36 Lydell Mitchell vs. Mia, Dec. 14, 1975
- 36 Eric Dickerson vs. S.D., Nov. 8, 1987
- 35 Lydell Mitchell vs. N.E., Dec. 21, 1975
- 35 Lydell Mitchell vs. Mia, Oct. 10, 1976
- 35 Lydell Mitchell vs. Hou, Nov. 1, 1976
- 35 Eric Dickerson vs. T.B., Dec. 27, 1987

MOST ATTEMPTS (ROOKIE-GAME)

- 33 Rodney Culver at N.E., Dec. 6, 1992
- 30 Marshall Faulk vs. Sea, Oct. 2, 1994
- 30 Marshall Faulk vs. Was, Oct. 23, 1994
- 28 Marshall Faulk at Buf, Oct. 16, 1994
- 28 Marshall Faulk at Sea, Dec. 4, 1994

MOST SEASONS 200+ ATTEMPTS

- 5 Lydell Mitchell, 1973-77
- 4 Eric Dickerson, 1987-89, 91
- 3 Tom Matte, 1968-69, 71
- 3 Curtis Dickey, 1980-81, 83
- 3 Randy McMillan, 1983, 85-86
- 3 Marshall Faulk, 1994-96

CONSC. SEASONS 200+ ATTEMPTS

- 5 Lydell Mitchell, 1973-77
- 3 Eric Dickerson, 1987-89
- 3 Marshall Faulk, 1994-96

CONSC. SEASONS 200+ ATTEMPTS (Continued)

- 2 Ameche/Dickey/Matte/McMillan/Washington

MOST YARDS (CAREER)

- 11213 Lenny Moore, 1956-67
- 9275 Raymond Berry, 1955-67
- 8010 Lydell Mitchell, 1972-77
- 7515 Tom Matte, 1961-72
- 6276 Eric Dickerson, 1987-91
- 5894 Bill Brooks, 1986-92
- 5873 Jimmy Orr, 1961-70
- 5653 Don McCauley, 1971-81
- 5254 John Mackey, 1963-72
- 5232 Randy McMillan, 1981-86

MOST YARDS (SEASON)

- 2036 Eric Dickerson, 1988
- 1804 Marshall Faulk, 1994
- 1779 Lydell Mitchell, 1977
- 1755 Lydell Mitchell, 1976
- 1737 Lydell Mitchell, 1975
- 1634 Joe Washington, 1979
- 1605 Curtis Dickey, 1983
- 1553 Marshall Faulk, 1995
- 1536 Lenny Moore, 1958
- 1522 Eric Dickerson, 1989

MOST YARDS (ROOKIE)

- 1804 Marshall Faulk, 1994
- 1136 Bill Brooks, 1986
- 1102 Alan Ameche, 1955
- 1063 Randy McMillan, 1981
- 1004 Curtis Dickey, 1980

MOST YARDS (GAME)

- 240 Anthony Johnson vs. N.E., Nov. 15, 1992
- 229 Eric Dickerson vs. T.B., Dec. 27, 1987
- 224 Raymond Berry at Was, Nov. 10, 1957
- 222 Marshall Faulk vs. St.L. Rams, Oct. 1, 1995
- 219 Lydell Mitchell vs. K.C., Nov. 30, 1975
- 217 Lenny Moore vs. Phil, Nov. 21, 1965
- 216 Alan Ameche vs. LA Rams, Nov. 25, 1956
- 216 Lydell Mitchell at S.D., Nov. 7, 1976
- 213 Marshall Faulk vs. Was, Oct. 23, 1994
- 212 Lenny Moore vs. G.B., Oct. 28, 1956
- 210 Lenny Moore vs. Chi, Oct. 29, 1961
- 210 Roger Carr at NYJ, Oct. 24, 1976
- 208 Lenny Moore at NYG, Nov. 9, 1958
- 207 Eric Dickerson vs. Hou, Sept. 4, 1988
- 203 Reggie Langhorne at Was, Oct. 7, 1993
- 202 George Wonsley vs. Det, Sept. 22, 1985

MOST YARDS (ROOKIE-GAME)

- 213 Marshall Faulk vs. Was, Oct. 23, 1994
- 212 Lenny Moore vs. G.B., Oct. 28, 1956
- 194 Alan Ameche vs. Chi, Sept. 25, 1955
- 186 Marshall Faulk at T.B., Sept. 11, 1994
- 177 Bill Brooks at NYJ, Nov. 16, 1986

COLTS INDIVIDUAL RECORDS

MOST 1000+ SEASONS

- 6 Lenny Moore, 1957-61, 64
- 5 Lydell Mitchell, 1973-77
- 3 Tom Matte, 1963, 67, 69
- 3 Curtis Dickey, 1980-81, 83
- 3 Eric Dickerson, 1987-89
- 3 Marshall Faulk, 1994-96
- 2 Ameche/Bentley/Washington
- 1 Berry/Brooks/Carr/A.Johnson/
Langhorne/McMillan

MOST CONSC. 1000+ SEASONS

- 5 Lenny Moore, 1957-61
- 5 Lydell Mitchell, 1973-77
- 3 Eric Dickerson, 1987-89
- 3 Marshall Faulk, 1994-96
- 2 Alan Ameche, 1955-56
- 2 Joe Washington, 1978-79
- 2 Curtis Dickey, 1980-81

MOST 100+ GAMES (CAREER)

- 47 Lenny Moore, 1956-67
- 42 Lydell Mitchell, 1972-77
- 29 Eric Dickerson, 1987-91
- 24 Raymond Berry, 1955-67
- 22 Tom Matte, 1961-72
- 18 Jimmy Orr, 1961-70
- 18 Curtis Dickey, 1980-85
- 18 Marshall Faulk, 1994-96
- 16 Joe Washington, 1978-80
- 12 Albert Bentley, 1985-92

MOST 100+ GAMES (SEASON)

- 11 Lydell Mitchell, 1976
- 11 Lydell Mitchell, 1977
- 10 Lydell Mitchell, 1975
- 10 Eric Dickerson, 1988
- 9 Marshall Faulk, 1994
- 8 Lenny Moore, 1958
- 8 Tom Matte, 1969
- 7 (7 times) Most: Moore (2),
Dickerson (2)

MOST 100+ GAMES (ROOKIE)

- 9 Marshall Faulk, 1994
- 4 Randy McMillan, 1981
- 3 Ameche/Dickey/Lorick/Potts/Rison
- 2 Brooks/Culver/Harrison/Moore/
Perkins/Vessels

MOST CONSC. 100+ GAMES

- 16 Lydell Mitchell, G8-14-1975/G1-9-1976
- 7 Tom Matte, G5-11, 1969
- 6 Raymond Berry, G5-10, 1960
- 5 Eric Dickerson, G14-16-1988/
G1-2-1989

MOST CONSC. 100+ GAMES (Continued)

- 4 Dickerson (2)/Dickey/Faulk/Mitchell (2)/
Moore (2)

MOST CONSC. 100+ GAMES (ROOKIE)

- 3 Marshall Faulk, G8-10, 1994
- 3 Tony Lorick, G7-9, 1964
- 2 Ameche/Brooks/Harrison/
McMillan/Moore

MOST 150+ GAMES (CAREER)

- 16 Lenny Moore, 1956-67
- 12 Eric Dickerson, 1987-91
- 11 Lydell Mitchell, 1972-77
- 8 Raymond Berry, 1955-67
- 6 Albert Bentley, 1985-91
- 5 Marshall Faulk, 1994-95
- 4 Jimmy Orr, 1961-70
- 4 Tom Matte, 1961-72
- 3 Ameche/Carr/Dickey/Washington

MOST 150+ GAMES (SEASON)

- 5 Lenny Moore, 1958
- 5 Eric Dickerson, 1988
- 4 Eric Dickerson, 1989
- 3 Raymond Berry, 1960
- 3 Lydell Mitchell, 1975-77
- 3 Joe Washington, 1979
- 3 Albert Bentley, 1987
- 3 Marshall Faulk, 1994

MOST 150+ GAMES (ROOKIE)

- 3 Marshall Faulk, 1994
- 2 Alan Ameche, 1955
- 1 Brooks/McMillan/Moore

MOST 1500+ SEASONS

- 3 Lydell Mitchell, 1975-77
- 2 Eric Dickerson, 1988-89
- 2 Marshall Faulk, 1994-95
- 1 Lenny Moore, 1958
- 1 Joe Washington, 1979
- 1 Curtis Dickey, 1983

PCT. OF NET YARDAGE SEASONAL LEADERS

- 41.8 Eric Dickerson, 1988 (2036-4870)
- 40.9 Marshall Faulk, 1994 (1804-4413)
- 38.8 Lydell Mitchell, 1977 (1779-4588)
- 38.6 Lydell Mitchell, 1975 (1737-4498)
- 33.9 Lydell Mitchell, 1974 (1301-3843)
- 33.8 Lenny Moore, 1958 (1536-4539)
- 33.7 Joe Washington, 1979 (1634-4846)
- 33.7 Lydell Mitchell, 1976 (1755-5236)
- 32.5 Joe Washington, 1978 (1333-4107)
- 32.0 Curtis Dickey, 1983 (1605-5018)
- 30.0+ (7 other times)

INTERCEPTIONS

MOST (CAREER)

- 57 Bobby Boyd, 1960-68
- 37 Don Shinnick, 1957-68
- 34 Jerry Logan, 1963-72
- 34 Eugene Daniel, 1984-96
- 32 Andy Nelson, 1957-63
- 31 Rick Volk, 1967-75
- 27 Milt Davis, 1957-60
- 27 Mike Prior, 1987-92
- 25 Stan White, 1972-79
- 24 Bert Rechichar, 1953-59

MOST (SEASON)

- 11 Tom Keane, 1953
- 10 Milt Davis, 1957
- 10 Lyle Blackwood, 1977
- 9 Bobby Boyd, 1964
- 9 Bobby Boyd, 1965
- 8 Andy Nelson, 1958
- 8 Ray Brown, 1958
- 8 Bobby Boyd, 1968
- 8 Charlie Stukes, 1971
- 8 Stan White, 1975
- 8 Eugene Daniel, 1985
- 8 Ray Buchanan, 1994

MOST (ROOKIE)

- 10 Milt Davis, 1957
- 8 Ray Brown, 1958
- 7 Bobby Boyd, 1960
- 6 Rick Volk, 1967
- 6 Eugene Daniel, 1984

MOST (GAME)

- 3 Bert Rechichar vs. Chi, Sept. 27, 1953
- 3 Tom Keane at Phil, Nov. 15, 1953
- 3 Tom Keane at LA Rams, Dec. 4, 1954
- 3 Gary Glick at Was, Nov. 26, 1961
- 3 Jerry Logan at NYJ, Oct. 18, 1970
- 3 Jackie Wallace at N.E., Sept. 12, 1976
- 3 Lyle Blackwood vs. NYJ, Nov. 20, 1977
- 3 Eugene Daniel vs. G.B., Oct. 27, 1985
- 3 Leonard Coleman vs. N.O., Oct. 12, 1986
- 3 Mike Prior vs. Pho, Dec. 20, 1992

MOST (ROOKIE-GAME)

- 2 (14 times) Most: Milt Davis (3)/
Ray Brown (3)/Bobby Boyd (2)/
Last: Bryant Jones vs. NYJ,
Oct. 11, 1987

COLTS INDIVIDUAL RECORDS

MOST GAMES INTERCEPTIONS (CAREER)

- 48 Bobby Boyd, 1960-68
- 31 Jerry Logan, 1963-72
- 30 Eugene Daniel, 1984-96
- 29 Rick Volk, 1967-75
- 28 Don Shinnick, 1957-68
- 26 Andy Nelson, 1957-63
- 24 Mike Prior, 1987-92
- 21 Bert Rechichar, 1953-59
- 21 Milt Davis, 1957-60
- 20 Stan White, 1972-79

MOST GAMES INTERCEPTIONS (SEASON)

- 8 Bobby Boyd, 1964
- 7 Tom Keane, 1953
- 7 Milt Davis, 1957
- 7 Bobby Boyd, 1962, 65
- 7 Ray Buchanan, 1994
- 6 (Many times) Last: Mike Prior, 1992

MOST GAMES INTERCEPTIONS (ROOKIE)

- 7 Milt Davis, 1957
- 6 Eugene Daniel, 1984
- 5 Ray Brown, 1958
- 5 Bobby Boyd, 1960
- 5 Rick Volk, 1967

MOST CONSC. GAMES INTERCEPTIONS (ROOKIE)

- 5 Ray Buchanan, G10-14, 1994
- 4 Carl Taseff, G8-11, 1958
- 4 Don Shinnick, G11-12-1959/G1-2-1960
- 4 Charlie Stukes, G2-5, 1971
- 3 (24 times) Last: Ray Buchanan, G12-14, 1994

MOST CONSC. GAMES INTERCEPTIONS (ROOKIE)

- 3 Milt Davis, G1-3, 1957
- 3 Don Shinnick, G1-3, 1957
- 3 Eugene Daniel, G13-15, 1984
- 2 (Many times) Last: Jason Belser, G11-12, 1992

MOST GAMES 2+ INTERCEPTIONS (CAREER)

- 9 Bobby Boyd, 1960-68
- 9 Don Shinnick, 1957-68
- 6 Milt Davis, 1957-60
- 6 Andy Nelson, 1957-63
- 5 Stan White, 1972-79
- 4 Tom Keane, 1953-54
- 4 Charlie Stukes, 1967-72
- 3 Blackwood/Brown/Daniel/Thompson

MOST GAMES 2+ INTERCEPTIONS (ROOKIE)

- 3 Milt Davis, 1957
- 3 Ray Brown, 1958
- 2 Bobby Boyd, 1960
- 1 Braziel/Daniel/Eggers/Jones/Nelson/Volk

MOST YARDS RETURNED (CAREER)

- 994 Bobby Boyd, 1960-68
- 518 Rick Volk, 1967-75
- 418 Eugene Daniel, 1984-96
- 410 Milt Davis, 1957-60
- 397 Jerry Logan, 1963-72
- 379 Bruce Laird, 1972-81
- 372 Lyle Blackwood, 1977-80
- 365 Andy Nelson, 1957-63
- 351 Mike Prior, 1987-92
- 348 Stan White, 1972-79

MOST YARDS RETURNED (SEASON)

- 225 Keith Taylor, 1989
- 221 Ray Buchanan, 1994
- 219 Milt Davis, 1957
- 199 Andy Nelson, 1958
- 185 Bobby Boyd, 1964
- 163 Bobby Boyd, 1962
- 163 Lyle Blackwood, 1977
- 160 Bobby Boyd, 1968
- 154 Rick Volk, 1968
- 149 Ray Brown, 1958

MOST YARDS RETURNED (ROOKIE)

- 219 Milt Davis, 1957
- 149 Ray Brown, 1958

MOST YARDS RETURNED (ROOKIE) (Continued)

- 145 Rick Volk, 1967
- 132 Bobby Boyd, 1960
- 94 James Burroughs, 1982

MOST YARDS RETURNED (GAME) *ROOKIE

- 121 *Milt Davis at Chi, Nov. 17, 1957
- 116 Andy Nelson vs. G.B., Nov. 2, 1958
- 113 Ray Buchanan at N.E., Dec. 11, 1994
- 97 Eugene Daniel vs. NYJ, Oct. 29, 1995
- 94 *Rick Volk at Chi, Oct. 8, 1967
- 94 *James Burroughs at Min, Dec. 12, 1982
- 90 Rick Volk at S.F., Oct. 13, 1968
- 90 *Steve Emtman at Mia, Oct. 25, 1992
- 84 *Bobby Boyd vs. Det, Dec. 4, 1960
- 82 Keith Taylor vs. Buf, Oct. 8, 1989

HIGHEST RETURN AVERAGE (CAREER-12 INT)

- 22.2 Ray Buchanan, 1993-94
- 19.9 Bruce Laird, 1972-81
- 19.6 Lyle Blackwood, 1977-80
- 18.3 Ray Brown, 1958-60
- 17.4 Bobby Boyd, 1960-68
- 16.7 Rick Volk, 1967-75
- 15.2 Milt Davis, 1957-60
- 14.0 Don Shula, 1953-56
- 13.9 Stan White, 1972-79
- 13.0 Mike Prior, 1987-92

HIGHEST RETURN AVERAGE (SEASON-3 INT)

- 47.3 Eugene Daniel, 1995
- 36.5 Lyle Blackwood, 1978
- 32.1 Keith Taylor, 1989
- 31.5 Jackie Wallace, 1975
- 27.6 Ray Buchanan, 1994
- 25.7 Wendell Harris, 1965
- 25.7 Rick Volk, 1968
- 24.9 Andy Nelson, 1958
- 24.8 Bill Pellington, 1959
- 24.2 Bobby Boyd, 1967
- 24.2 Rick Volk, 1967

HIGHEST RETURN AVERAGE (ROOKIE-3 INT)

- 24.2 Rick Volk, 1967
- 21.9 Milt Davis, 1957
- 18.9 Bobby Boyd, 1960
- 18.6 Ray Brown, 1958
- 12.3 Tom Maxwell, 1969
- 12.3 Larry Braziel, 1979

HIGHEST RETURN AVG (GAME-2 INT) *ROOKIE

- 60.5 *Milt Davis at Chi, Nov. 17, 1957
- 58.0 Andy Nelson vs. G.B., Nov. 2, 1958
- 56.5 Ray Buchanan at N.E., Dec. 11, 1994
- 42.0 *Bobby Boyd vs. Det, Dec. 4, 1960
- 41.0 Keith Taylor vs. Buf, Oct. 8, 1989
- 39.5 *Milt Davis at S.F., Dec. 8, 1957
- 31.5 Wendell Harris vs. Det, Oct. 10, 1965
- 27.5 *Ray Brown vs. Chi, Oct. 4, 1958
- 27.5 Bobby Boyd vs. Atl, Dec. 1, 1968

LONGEST RETURN (*ROOKIE)

- 971 Eugene Daniel vs. NYJ, Oct. 29, 1995
- 941 *Rick Volk at Chi, Oct. 8, 1967
- 941 *James Burroughs at Min, Dec. 12, 1982
- 90 Rick Volk at S.F., Oct. 13, 1968
- 901 *Steve Emtman at Mia, Oct. 25, 1992
- 901 Ray Buchanan at N.E., Dec. 11, 1994
- 80 John Holt vs. S.D., Nov. 30, 1986
- 801 Keith Taylor vs. Buf, Oct. 8, 1989
- 791 Lyle Blackwood at St.L., Oct. 8, 1978
- 77 Keith Taylor vs. Cle, Dec. 10, 1989
- 75 *Milt Davis at S.F., Dec. 8, 1957

MOST TOUCHDOWNS (CAREER)

- 5 Jerry Logan, 1963-72
- 4 Bobby Boyd, 1960-68
- 3 Milt Davis, 1957-60
- 3 Andy Nelson, 1957-63
- 3 Ray Buchanan, 1993-94
- 3 Eugene Daniel, 1984-96
- 2 Belser/Blackwood/Curtis/Haymond/Lyles/Wallace/White

COLTS INDIVIDUAL RECORDS

MOST TOUCHDOWNS (SEASON) *ROOKIE

- 3 Ray Buchanan, 1994
- 2 *Milt Davis, 1957
- 2 Jerry Logan, 1965, 70
- 2 Jackie Wallace, 1975
- 2 Lyle Blackwood, 1978
- 2 Jason Belser, 1996

*ROOKIES with 1

(Braziel/Burroughs/Emtman/Volk)

CONSC. GAMES WITH TOUCHDOWNS

- 2 Ray Buchanan, G13-14, 1994

PUNTING

MOST (CAREER)

- 985 Rohn Stark, 1982-94
- 838 David Lee, 1966-78
- 232 Tom Gilburg, 1961-65
- 131 Chris Gardocki, 1995-96
- 119 Cotton Davidson, 1954, 57
- 99 Bucky Dilts, 1979
- 95 Ray Brown, 1958-60
- 82 Mike Bragg, 1980

MOST (SEASON)

- 99 Bucky Dilts, 1979
- 98 Rohn Stark, 1984
- 92 David Lee, 1978
- 91 Rohn Stark, 1983
- 86 David Lee, 1975
- 83 Rohn Stark, 1992, 93
- 82 David Lee, 1977
- 82 Mike Bragg, 1980
- 82 Rohn Stark, 1991

MOST (ROOKIE)

- 72 Cotton Davidson, 1954
- 54 Ray Brown, 1958
- 51 Dave Sherer, 1959
- 49 David Lee, 1966
- 46 Rohn Stark, 1982 (9-game season)

MOST (GAME)

- 12 David Lee at NYJ, Sept. 25, 1977
- 12 Chris Gardocki at Buf, Oct. 6, 1996
- 11 Cotton Davidson at Chi, Oct. 10, 1954
- 11 Joe Don Looney at S.F., Nov. 29, 1964
- 11 David Lee at Mia, Nov. 11, 1973
- 11 David Lee at N.E., Oct. 19, 1975
- 10 Ray Brown at S.F., Dec. 18, 1960
- 10 David Lee at Buf, Dec. 1, 1974
- 10 David Lee at NYG, Dec. 7, 1975
- 10 Bucky Dilts at K.C., Sept. 2, 1979
- 10 Rohn Stark at Den, Dec. 11, 1983
- 10 Rohn Stark at LA Raid, Nov. 25, 1984
- 10 Rohn Stark at N.E., Oct. 2, 1988
- 10 Rohn Stark at N.E., Dec. 8, 1991

MOST (ROOKIE-GAME)

- 11 Cotton Davidson at Chi, Oct. 10, 1954
- 11 Joe Don Looney at S.F., Nov. 29, 1964
- 9 Ray Brown at Chi, Nov. 16, 1958
- 9 David Lee vs. LA Rams, Nov. 27, 1966
- 8 Davidson (three times)

MOST PUNT YARDS (CAREER)

- 43162 Rohn Stark, 1982-94
- 34019 David Lee, 1966-78
- 9606 Tom Gilburg, 1961-65
- 5786 Chris Gardocki, 1995-96
- 4342 Cotton Davidson, 1954, 57
- 3726 Ray Brown, 1958-60

MOST PUNT YARDS (SEASON)

- 4383 Rohn Stark, 1984
- 4124 Rohn Stark, 1983
- 3716 Rohn Stark, 1992
- 3657 Bucky Dilts, 1979
- 3595 Rohn Stark, 1993
- 3584 Rohn Stark, 1985
- 3513 David Lee, 1978
- 3492 Rohn Stark, 1991
- 3432 Rohn Stark, 1986
- 3402 David Lee, 1975

MOST PUNT YARDS (ROOKIE)

- 2678 Cotton Davidson, 1954
- 2233 David Lee, 1966

MOST PUNT YARDS (ROOKIE) (Continued)

- 2132 Dave Sherer, 1959
- 2044 Rohn Stark, 1982 (9-game season)
- 1804 Tom Gilburg, 1961

MOST PUNT YARDS (GAME)

- 551 Chris Gardocki at Buf, Oct. 6, 1996
- 462 Rohn Stark at Den, Dec. 11, 1983
- 456 Rohn Stark at N.E., Oct. 2, 1988
- 445 Joe Don Looney at S.F., Nov. 29, 1964
- 444 Rohn Stark at LA Raid, Nov. 25, 1984
- 425 Cotton Davidson at Chi, Oct. 10, 1954
- 423 Bucky Dilts at K.C., Sept. 2, 1979
- 413 Rohn Stark at N.E., Dec. 8, 1991
- 409 David Lee vs. LA Rams, Nov. 27, 1966
- 405 Ray Brown at Chi, Nov. 16, 1958
- 403 David Lee at N.E., Oct. 19, 1975

MOST PUNT YARDS (GAME-ROOKIE)

- 445 Joe Don Looney at S.F., Nov. 29, 1964
- 425 Cotton Davison at Chi, Oct. 10, 1954
- 409 David Lee vs. LA Rams, Nov. 27, 1966
- 405 Ray Brown at Chi, Nov. 16, 1958
- 319 Rohn Stark at Min, Dec. 12, 1982

HIGHEST AVERAGE (CAREER-75 MIN)

- 44.2 Chris Gardocki, 1995-96
- 43.8 Rohn Stark, 1982-94
- 41.4 Tom Gilburg, 1961-65
- 40.6 David Lee, 1966-78
- 39.4 Mike Garrett, 1981
- 39.2 Ray Brown, 1958-60
- 39.1 Mike Bragg, 1980
- 36.9 Bucky Dilts, 1979

HIGHEST AVERAGE (SEASON-32 MIN)

- 45.9 Rohn Stark, 1985
- 45.7 Chris Gardocki, 1996
- 45.6 David Lee, 1966
- 45.3 Rohn Stark, 1983
- 45.3 David Lee, 1969
- 45.2 Rohn Stark, 1986
- 44.8 Rohn Stark, 1992
- 44.7 David Lee, 1970
- 44.7 Rohn Stark, 1984
- 44.4 Rohn Stark, 1982
- 43.5 Rohn Stark, 1988

HIGHEST AVERAGE (ROOKIE-32 MIN)

- 45.6 David Lee, 1966
- 44.4 Rohn Stark, 1982 (9-game season)
- 43.0 Tom Gilburg, 1961
- 42.4 Joe Don Looney, 1964
- 41.8 Dave Sherer, 1959

HIGHEST AVERAGE (GAME-3 MIN) *ROOKIE

- 56.3 *David Lee vs. S.F., Sept. 25, 1966
- 56.2 Rohn Stark vs. Den, Oct. 13, 1985
- 54.5 Rohn Stark at N.E., Sept. 4, 1983
- 54.0 Tom Gilburg vs. S.F., Oct. 3, 1965
- 53.7 *David Lee at Chi, Oct. 9, 1966
- 53.0 Tom Gilburg vs. Det, Sept. 30, 1962
- 53.0 *David Lee at Min, Sept. 18, 1966
- 52.3 Rohn Stark at Cin, Sept. 13, 1987
- 52.2 Rohn Stark at Buf, Sept. 18, 1983
- 51.5 Rohn Stark vs. Cle, Dec. 1, 1991

*Other 50.0+ Rookie: Stark at S.D., Dec. 26, 1982

40.0+ GAMES (CAREER-3 PUNT MIN)

- 143 Rohn Stark, 1982-94
- 96 David Lee, 1966-78
- 30 Tom Gilburg, 1961-65
- 19 Chris Gardocki, 1995-96
- 8 Ray Brown/Dave Sherer

COLTS INDIVIDUAL RECORDS

40.0+ GAMES (SEASON-3 PUNT MIN)

- 14 Rohn Stark, 1983
- 13 Rohn Stark, 1984-85, 92-93
- 12 David Lee, 1979
- 12 Rohn Stark, 1986, 89-90
- 11 Chris Gardocki, 1996
- 10 Tom Gilburg, 1963
- 10 David Lee, 1966
- 10 Rohn Stark, 1991, 94

50.0+ GAMES (CAREER-3 PUNT MIN)

- 15 Rohn Stark, 1982-94
- 6 David Lee, 1966-78
- 3 Tom Gilburg, 1961-65
- 1 Mike Garrett, 1981
- 1 Chris Gardocki, 1996

50.0+ GAMES (SEASON-3 PUNT MIN)

- 3 David Lee, 1966
- 3 Rohn Stark, 1992
- 2 Tom Gilburg, 1962
- 2 Rohn Stark, 1983, 93
- 1 (14 times) Last: Chris Gardocki, 1996

PUNTS BLOCKED (CAREER)

- 12 David Lee, 1966-78
- 7 Rohn Stark, 1982-94
- 2 Bragg/Dilts
- 1 Colquitt/Davidson

PUNTS BLOCKED (SEASON)

- 2 David Lee, 1973, 77, 78
- 2 Bucky Dilts, 1979
- 2 Mike Bragg, 1980
- 2 Rohn Stark, 1985, 87

PUNTS BLOCKED (GAME)

- 2 David Lee at Mia, Nov. 11, 1973

MOST TOUCHBACKS (CAREER)

- 111 Rohn Stark, 1982-94
- 76 David Lee, 1966-78
- 10 Tom Gilburg, 1961-65
- 9 Chris Gardocki, 1995-96
- 8 Ray Brown, 1958-60
- 5 Bragg/Davidson/Dilts
- 4 Looney/Sherer/Taliaferro

MOST TOUCHBACKS (SEASON)

- 14 Rohn Stark, 1985
- 13 Rohn Stark, 1993
- 12 David Lee, 1967
- 12 Rohn Stark, 1982
- 11 David Lee, 1975

MOST TOUCHBACKS (ROOKIE)

- 12 Rohn Stark, 1982
- 4 Brown/Sherer
- 3 David Lee, 1966

MOST TOUCHBACKS (GAME)

- 4 Rohn Stark at Buf, Oct. 20, 1985

MOST TOUCHBACKS (GAME) (Continued)

- 4 Rohn Stark vs. Mia, Nov. 6, 1993
- 4 Rohn Stark at T.B., Sept. 11, 1994
- 3 (8 times) Stark (4)/Lee (2)/Davidson/Looney

MOST INSIDE 20 (CAREER, since 1976)

- 225 Rohn Stark, 1982-94
- 57 David Lee, 1966-78
- 39 Chris Gardocki, 1995-96
- 22 Mike Bragg, 1980

MOST INSIDE 20 (SEASON)

- 24 Rohn Stark, 1990
- 23 Rohn Stark, 1986
- 23 Chris Gardocki, 1996
- 22 Mike Bragg, 1980
- 22 Rohn Stark, 1992, 94
- 21 David Lee, 1976
- 21 Bucky Dilts, 1979
- 21 Rohn Stark, 1983, 84
- 20 Rohn Stark, 1983
- 19 David Lee, 1977

MOST INSIDE 20 (GAME)

- 5 David Lee at St.L, Dec. 4, 1976
- 5 Rohn Stark at N.E., Nov. 11, 1990
- 4 Bucky Dilts at Pit, Sept. 23, 1979
- 4 Rohn Stark at Cin, Oct. 2, 1983
- 4 Rohn Stark at Mia, Nov. 20, 1988
- 4 Rohn Stark at Buf, Dec. 2, 1984
- 4 Chris Gardocki at Buf, Oct. 6, 1996
- 4 Chris Gardocki vs. NYJ, Nov. 17, 1996
- 4 Chris Gardocki vs. Buf, Dec. 1, 1996
- 3 (Many times) Last: Chris Gardocki at NYJ, Sept. 8, 1996

LONGEST PUNTS

- 76 David Lee at NYG, Oct. 17, 1971
- 72 Rohn Stark at Mia, Sept. 23, 1984
- 69 Rohn Stark at Buf, Dec. 2, 1984
- 69 Chris Gardocki at Buf, Sept. 17, 1995 (twice)
- 68 David Lee vs. N.O., Dec. 10, 1967
- 68 Rohn Stark at Den, Dec. 11, 1983
- 68 Rohn Stark vs. Den, Oct. 13, 1985
- 67 David Lee at Sea, Nov. 12, 1978
- 67 Rohn Stark at Buf, Sept. 18, 1983
- 66 Tom Gilburg vs. S.F., Oct. 3, 1965
- 66 David Lee vs. G.B., Nov. 9, 1969
- 66 David Lee vs. Phil, Oct. 1, 1978

LONGEST PUNTS (ROOKIE)

- 64 Joe Don Looney at Det, Oct. 25, 1964
- 64 David Lee vs. S.F., Sept. 25, 1966
- 64 David Lee at LA Rams, Oct. 30, 1966
- 62 Joe Don Looney at LA Rams, Nov. 22, 1964
- 61 Tom Gilburg vs. LA Rams, Sept. 17, 1961

PUNT RETURNS

MOST (CAREER)

- 155 Clarence Verdin, 1988-93
- 112 Carl Taseff, 1953-61
- 109 Howard Stevens, 1975-77
- 108 Alvin Haymond, 1964-67
- 84 Rick Volk, 1967-75
- 79 Nesby Glasgow, 1979-87
- 71 Bert Rechichar, 1953-59
- 63 Jerry Logan, 1963-72
- 60 Bruce Laird, 1972-81
- 57 Robbie Martin, 1985-86

MOST (SEASON) *ROOKIE

- 44 *Nesby Glasgow, 1979
- 42 *Dewell Brewer, 1994
- 41 Alvin Haymond, 1965
- 40 Alvin Haymond, 1966
- 40 Robbie Martin, 1985
- 39 Howard Stevens, 1976
- 36 Howard Stevens, 1975

- 34 *Bruce Laird, 1972

- 34 Howard Stevens, 1977

- 31 Clarence Verdin, 1990

MOST (GAME)

- 9 Nesby Glasgow at K.C., Sept. 2, 1979
- 8 Howard Stevens vs. T.B., Oct. 3, 1976
- 7 Alvin Haymond vs. Det, Oct. 10, 1965
- 7 Alvin Haymond vs. LA Rams, Nov. 27, 1966
- 7 Larry Anderson vs. Den, Sept. 11, 1983
- 7 Robbie Martin at S.F., Oct. 5, 1986
- 6 (8 times) Last: Clarence Verdin at N.E., Nov. 11, 1990

MOST (ROOKIE-GAME)

- 9 Nesby Glasgow at K.C., Sept. 2, 1979
- 6 Bruce Laird vs. Buf, Dec. 3, 1972
- 5 (8 times) Last: Marvin Harrison at NYJ, Sept. 8, 1996
- 4 (15 times) Last: Marvin Harrison vs. N.E., Oct. 20, 1996

COLTS INDIVIDUAL RECORDS

MOST YARDAGE (CAREER)

- 1537 Clarence Verdin, 1988-93
- 1012 Howard Stevens, 1975-77
- 911 Alvin Haymond, 1964-67
- 826 Carl Taseff, 1953-61
- 651 Nesby Glasgow, 1979-87
- 577 Jerry Logan, 1963-72
- 552 Robbie Martin, 1985-86
- 548 Rick Volk, 1967-75
- 405 Bruce Laird, 1972-81
- 405 Ron Gardin, 1970-71

MOST YARDAGE (SEASON) *ROOKIE

- 443 Robbie Martin, 1985
- 403 Alvin Haymond, 1965
- 396 Howard Stevens, 1975
- 396 Clarence Verdin, 1990
- 352 *Nesby Glasgow, 1979
- 347 Alvin Haymond, 1966
- 339 *Dewell Brewer, 1994
- 330 *Ron Gardin, 1970
- 315 Howard Stevens, 1976
- 303 *Bruce Laird, 1972

MOST YARDS (GAME)

- 148 Carl Taseff at GBM, Oct. 14, 1956
- 141 Ray Buchanan vs. S.D., Nov. 3, 1996
- 124 Clarence Verdin at N.E., Nov. 11, 1990
- 110 Ron Gardin vs. Mia, Nov. 1, 1970
- 107 Dewell Brewer vs. Mia, Dec. 18, 1994
- 106 Robbie Martin vs. Mia, Nov. 17, 1985
- 102 Marvin Harrison at NYJ, Sept. 8, 1996
- 97 Alvin Haymond vs. S.F., Sept. 25, 1966
- 97 Clarence Verdin at Mia, Oct. 25, 1992
- 96 Clarence Verdin vs. N.E., Nov. 15, 1992

MOST YARDS (GAME-ROOKIE)

- 110 Ron Gardin vs. Mia, Nov. 1, 1970
- 107 Dewell Brewer vs. Mia, Dec. 18, 1994
- 102 Marvin Harrison at NYJ, Sept. 8, 1996
- 87 Leonard Dunlap vs. NYJ, Sept. 19, 1971
- 75 Nesby Glasgow at N.E., Nov. 18, 1979

HIGHEST AVERAGE (CAREER-30 MIN)

- 13.5 Ron Gardin, 1970-71
- 9.9 Clarence Verdin, 1988-93
- 9.7 Robbie Martin, 1985-86
- 9.3 Howard Stevens, 1975-77
- 9.2 Jerry Logan, 1963-72
- 8.4 Alvin Haymond, 1964-67
- 8.2 Nesby Glasgow, 1979-87
- 8.1 Dewell Brewer, 1994
- 7.4 Carl Taseff, 1953-61

HIGHEST AVERAGE (SEASON-14 MIN)

- 12.9 Clarence Verdin, 1989
- 12.8 Clarence Verdin, 1990
- 12.6 Wendell Harris, 1964
- 11.8 Ron Gardin, 1970
- 11.2 Clarence Verdin, 1992
- 11.1 Robbie Martin, 1985
- 11.0 Howard Stevens, 1975
- 10.9 Clarence Verdin, 1988
- 10.0 Jerry Logan, 1963
- 9.8 Alvin Haymond, 1965
- 9.8 Marvin Harrison, 1996

HIGHEST AVERAGE (ROOKIE-14 MIN)

- 11.8 Ron Gardin, 1970
- 10.0 Jerry Logan, 1963
- 9.8 Marvin Harrison, 1996
- 8.9 Bruce Laird, 1972
- 8.1 Dewell Brewer, 1994

HIGHEST AVERAGE (GAME-2 MIN) *ROOKIE

- 37.5 Ron Gardin vs. NYJ, Sept. 19, 1971
- 37.0 Carl Taseff at GBM, Oct. 14, 1956
- 36.7 *Ron Gardin vs. Mia, Nov. 1, 1970
- 32.3 Clarence Verdin at Mia, Oct. 25, 1992
- 32.0 Alvin Haymond at Min, Nov. 14, 1965
- 28.2 Ray Buchanan vs. S.D., Nov. 3, 1996
- 26.8 *Dewell Brewer vs. Mia, Dec. 18, 1994
- 26.5 Robbie Martin vs. Mia, Nov. 17, 1985
- 24.3 Alvin Haymond vs. S.F., Sept. 25, 1966
- 24.0 *Ron Gardin vs. NYJ, Dec. 19, 1970
- 24.0 Clarence Verdin vs. N.E., Nov. 15, 1992

MOST FAIR CATCHES (CAREER)

- 56 Rick Volk, 1967-75
- 54 Clarence Verdin, 1988-93
- 34 Nesby Glasgow, 1979-87
- 25 Mike Prior, 1987-92
- 23 Howard Stevens, 1975-77
- 22 Alvin Haymond, 1964-67
- 20 Ron Gardin, 1970-71
- 17 Bruce Laird, 1972-81
- 16 Bill Brooks, 1986-92

MOST FAIR CATCHES (SEASON) *ROOKIE

- 20 *Ron Gardin, 1970
- 20 Rick Volk, 1971
- 17 Clarence Verdin, 1993
- 15 Nesby Glasgow, 1980
- 12 Clarence Verdin, 1992
- 12 Mike Prior, 1992
- 11 *Bruce Laird, 1972
- 11 *Nesby Glasgow, 1979

MOST FAIR CATCHES (GAME) *ROOKIE

- 4 Timmy Brown at NYG, Nov. 2, 1968
- 4 *Ron Gardin at Mia, Nov. 22, 1970
- 4 *Marvin Harrison at Buf, Oct. 6, 1996
- 3 (16 times) Last: Marvin Harrison at Dal, Sept. 15, 1996

LONGEST RETURN (*ROOKIE)

- 90t Carl Taseff at GBM, Oct. 14, 1956
- 84t Clarence Verdin at Mia, Oct. 25, 1992
- 82 Ray Buchanan vs. S.D., Nov. 3, 1996
- 80t *Ron Gardin vs. Mia, Nov. 1, 1970
- 75t *Nesby Glasgow at N.E., Nov. 18, 1979
- 75t *Dewell Brewer vs. Mia, Dec. 18, 1994
- 73t Clarence Verdin at Cle, Sept. 19, 1988
- 71t Carl Taseff vs. G.B., Oct. 31, 1953
- 70t Robbie Martin vs. Mia, Nov. 17, 1985
- 65 Ron Gardin vs. NYJ, Sept. 19, 1971

MOST TOUCHDOWNS (CAREER)

- 4 Clarence Verdin, 1988-93
- 2 Carl Taseff, 1953-62
- 1 Brewer/Gardin/Glasgow/Logan/Martin

MOST TOUCHDOWNS (SEASON)

- 2 Clarence Verdin, 1992

KICKOFF RETURNS

MOST (CAREER)

- 169 Clarence Verdin, 1988-93
- 148 Albert Bentley, 1985-91
- 137 Bruce Laird, 1972-81
- 84 Nesby Glasgow, 1979-87
- 67 Larry Anderson, 1982-84
- 64 Aaron Bailey, 1994-96
- 62 Tom Matte, 1961-72
- 56 Ronald Humphrey, 1994-95
- 53 Robbie Martin, 1985-86
- 49 Lenny Moore, 1956-67
- 49 Marshall Johnson, 1975-80
- 49 Zachary Dixon, 1980-82

MOST (SEASON)

- 50 Nesby Glasgow, 1979
- 50 Clarence Verdin, 1993
- 43 Aaron Bailey, 1996
- 41 Marshall Johnson, 1978
- 39 Albert Bentley, 1988
- 39 Clarence Verdin, 1992
- 36 Zachary Dixon, 1981
- 36 Clarence Verdin, 1991
- 35 Ronald Humphrey, 1994
- 33 Nesby Glasgow, 1980
- 32 (3 times) Last: Albert Bentley, 1986

COLTS INDIVIDUAL RECORDS

MOST (ROOKIE)

- 50 Nesby Glasgow, 1979
- 29 Bruce Laird, 1972
- 20 Bake Turner, 1962
- 20 Kim Anderson, 1980
- 20 Kevin Williams, 1981

MOST (GAME)

- 7 Nesby Glasgow at N.E., Nov. 18, 1979
- 7 Albert Bentley at NYJ, Dec. 10, 1988
- 7 Mark Stock vs. S.D., Nov. 3, 1996
- 6 (10 times) Last: Aaron Bailey at Cin, Dec. 22, 1996

MOST (ROOKIE-GAME)

- 7 Nesby Glasgow at N.E., Nov. 18, 1979
- 6 Bruce Laird vs. NYJ, Sept. 24, 1972
- 6 Nesby Glasgow vs. N.E., Oct. 28, 1979
- 6 Stacey Simmons at Phi, Sept. 30, 1990

MOST YARDAGE (CAREER)

- 3420 Clarence Verdin, 1988-93
- 3406 Bruce Laird, 1972-81
- 3175 Albert Bentley, 1985-91
- 1904 Nesby Glasgow, 1979-87
- 1536 Aaron Bailey, 1994-96
- 1369 Jim Duncan, 1969-71
- 1367 Tom Matte, 1961-72
- 1351 Larry Anderson, 1982-84
- 1236 Ronald Humphrey, 1994-95
- 1233 Preston Pearson, 1967-68

MOST YARDAGE (SEASON)

- 1126 Nesby Glasgow, 1979
- 1050 Clarence Verdin, 1993
- 1041 Aaron Bailey, 1996
- 927 Marshall Johnson, 1978
- 843 Bruce Laird, 1972
- 815 Clarence Verdin, 1992
- 799 Bruce Laird, 1975
- 783 Ronald Humphrey, 1994
- 775 Albert Bentley, 1988
- 743 Nesby Glasgow, 1980

MOST YARDAGE (ROOKIE)

- 1126 Nesby Glasgow, 1979
- 843 Bruce Laird, 1972
- 504 Bake Turner, 1962
- 399 Kevin Williams, 1981

MOST YARDAGE (GAME)

- 199 Aaron Bailey at Cin, Dec. 22, 1996
- 195 Alvin Haymond vs. Phi, Nov. 21, 1965
- 181 Bruce Laird vs. NYJ, Sept. 24, 1972
- 169 Marshall Johnson at Dal, Sept. 4, 1978
- 162 Phil Smith vs. St.L, Sept. 16, 1984

MOST YARDAGE (GAME-ROOKIE)

- 181 Bruce Laird vs. NYJ, Sept. 24, 1972
- 155 Lenny Lyles vs. Was, Oct. 26, 1958
- 140 Nesby Glasgow vs. Hou, Oct. 14, 1979

HIGHEST AVERAGE (CAREER-30 MIN)

- 32.6 Jim Duncan, 1969-71
- 27.9 Johnny Sample, 1958-60
- 27.5 Buddy Young, 1953-55
- 27.4 Lenny Lyles, 1958, 61-69
- 26.8 Preston Pearson, 1967-68
- 26.5 Cotton Speyrer, 1972-74

HIGHEST AVERAGE (CAREER-30 MIN)

(Continued)

- 26.4 Alvin Haymond, 1964-67
- 25.6 Tony Loricck, 1964-67
- 24.9 Bruce Laird, 1972-81
- 24.1 Lenny Moore, 1956-67

HIGHEST AVERAGE (SEASON-14 MIN)

- 35.4 Jim Duncan, 1970
- 35.1 Preston Pearson, 1968
- 30.7 Alvin Haymond, 1965
- 29.5 Jim Duncan, 1969
- 29.2 Cotton Speyrer, 1973
- 29.1 Bruce Laird, 1972
- 28.8 Johnny Sample, 1960
- 26.9 Johnny Sample, 1959
- 26.3 Joe Washington, 1978
- 26.3 Bruce Laird, 1974

HIGHEST AVERAGE (ROOKIE-14 MIN)

- 29.1 Bruce Laird, 1972
- 25.2 Bake Turner, 1962
- 24.6 Joe Don Looney, 1964
- 23.5 Jack Call, 1957
- 22.5 Nesby Glasgow, 1979

HIGHEST AVERAGE (GAME-2 MIN)

- 66.0 Aaron Bailey at Jack., Dec. 10, 1995
- 63.5 Preston Pearson at S.F., Oct. 13, 1968
- 62.0 Cotton Speyrer vs. Buf, Nov. 25, 1973
- 59.5 Johnny Sample vs. Chi, Oct. 2, 1960
- 58.5 Lenny Lyles vs. Chi, Oct. 4, 1958
- 56.0 Joe Washington at N.E., Sept. 18, 1978
- 51.7 Lenny Lyles vs. Was, Oct. 26, 1958
- 47.5 Bruce Laird at N.E., Nov. 6, 1972
- 46.7 Jim Duncan at Mia, Nov. 22, 1970
- 46.3 Ronald Humphrey at Pit, Sept. 18, 1994

LONGEST RETURNS

- 104t Buddy Young at Phi, Nov. 15, 1953
- 103t Lenny Lyles vs. Chi, Oct. 4, 1958
- 102t Preston Pearson at Det, Nov. 10, 1968
- 101t Lenny Lyles vs. Was, Oct. 26, 1958
- 101t Cotton Speyrer vs. Buf, Nov. 25, 1973

MOST TOUCHDOWNS (CAREER)

- 2 Lenny Lyles, 1958, 61-69
- 2 Preston Pearson, 1967-68
- 2 Jim Duncan, 1969-71
- 2 Aaron Bailey, 1994-96

MOST TOUCHDOWNS (SEASON)

- 2 Lenny Lyles, 1958
- 2 Preston Pearson, 1968

TOUCHDOWNS ON OPENING KICKOFF COLTS

- 104 Buddy Young at Phi, Nov. 11, 1953
- 96 Preston Pearson at S.F., Oct. 13, 1968
- 95 Ronald Humphrey at Pit, Sept. 18, 1994
- 95 Aaron Bailey at Jack., Dec. 10, 1995

OPPONENTS

- 99 Allen Carter vs. N.E., Dec. 21, 1975
- 95 Sammy Martin vs. N.E., Nov. 27, 1988

LONGEST NON-SCORING RETURN

- Colts: 90 Kendall Williams at Cin, Oct. 2, 1983
- Opp: 96 Joe Arenas at S.F., Dec. 16, 1956

FUMBLES

MOST RECOVERIES (SEASON)

- 6 Barney Poole, 1953
- 6 Stan White, 1973

MOST RECOVERIES (GAME)

- 2 (21 times) Last: Chris Goode at GB, Nov. 13, 1988

MOST RECOVERIES CONSECUTIVE GAMES

- 3 Fred Cook, G8-10, 1975
- 2 (32 times) Last: Quentin Coryatt, G11-12, 1995

LONGEST FUMBLE RETURNS

- 78t Quentin Coryatt at Pit, Sept. 18, 1994
- 75t Tony Bennett vs. Hou, Sept. 4, 1994
- 64t Stan White vs. Buf, Dec. 12, 1976
- 56t Rodney Culver vs. Mia, Sept. 5, 1993
- 54t Chris Goode vs. Mia, Oct. 28, 1990
- 52t Johnie Cooks at N.E., Sept. 4, 1983
- 49t Fred Cook vs. NYJ, Nov. 16, 1975
- 44t Derrel Luce at Pit, Dec. 9, 1978
- 41t Larry Anderson vs. Den, Sept. 11, 1983
- 34t Bobby Boyd at G.B., Sept. 29, 1963

COLTS TEAM RECORDS

WON-LOSS-TIE

MOST WINS (SEASON)

13	1968	10	1965
12	1964	10	1971
11	1967	10	1975
11	1970	10	1977
11	1976		

MOST CONSECUTIVE WINS

11 9/20/64 at G.B. to 11/29/64 vs. S.F.

MOST CONSECUTIVE HOME WINS

9 11/2/75 vs. Cle to 11/1/76 vs. Hou

MOST CONSECUTIVE ROAD WINS

8 9/22/68 at Atl to 12/29/68 at Cle

MOST CONSECUTIVE GAMES WITHOUT LOSS

15 12/18/66 at S.F. to 12/10/67 vs. N.O.

MOST LOSSES (SEASON)

15 1991

MOST CONSECUTIVE LOSSES

14 9/13/81 vs. Buf to 12/13/81 at Was

MOST CONSECUTIVE HOME LOSSES

9 9/22/74 vs. G.B. to 10/12/75 vs. Buf

MOST CONSECUTIVE ROAD LOSSES

12 9/20/81 at Den to 12/26/82 at S.D.

MOST TIED GAMES (SEASON)

2 1967

MOST CONSECUTIVE TIES

2 10/15/67 vs. L.A. Rams to 10/22/67 at Min

SCORING

COLTS (SEASON)

MOST		FEWEST	
428	1964	113	1982
417	1976	131	1954
402	1968	143	1991
395	1975	182	1953
394	1967	189	1993

OPP (SEASON)

MOST		FEWEST	
533	1981	140	1971
421	1978	144	1968
414	1984	198	1967
400	1986	203	1958
387	1980	225	1964

COLTS MOST (QUARTER)

28	(5 times)
27	(3 times)
24	(5 times)
21	(33 times)
20	(6 times)

OPP MOST (QUARTER)

28	vs. Cle	12/ 1/91
27	at N.E.	11/18/79
24	(4 times)	
21	(28 times)	
20	(3 times)	

COLTS MOST (HALF)

45	vs. Den	10/31/88 (1)
42	vs. LA Rams	11/25/56 (2)
38	vs. GBM	10/13/57 (2)
35	(4 times)	

OPP MOST (HALF)

38	at Chi	10/21/56 (2)
37	vs. Chi	11/25/62 (2)
37	at N.E.	11/23/80 (2)
35	vs. NYJ	11/ 3/85 (1)
33	at N.E.	11/18/79 (1)

COLTS MOST (GAME)

58	vs. Buf	12/12/76
56	vs. LA Rams	11/25/56
56	vs. G.B.	11/ 2/58
55	vs. Den	10/31/88
52	vs. Chi	9/27/64

OPP MOST (GAME)

58	at Chi	10/21/56
57	vs. Chi	11/25/62
52	at Min	9/28/69
50	vs. N.E.	11/18/84
48	vs. LA Rams	9/26/54

LARGEST VICTORY MARGIN

56	vs. G.B.	11/ 2/58
52	vs. Chi	9/27/64
44	vs. Atl	12/ 1/68
43	at Buf	10/10/71
42	at Atl	11/12/67
30+	alltime margins:	25

LARGEST DEFEAT MARGIN

57	vs. Chi	11/25/62
48	vs. LA Rams	9/26/54
44	at Mia	11/11/73
43	at LA Rams	12/ 5/53
42	(2 times)	
30+	alltime deficits:	23

MOST POINTS BOTH TEAMS

89	vs. Chi	10/ 4/58
85	at Chi	10/21/56
79	at Buf	11/ 9/75
78	(3 times)	
70+	Games:	22

FEWEST POINTS BOTH TEAMS

6	vs. Buf	12/ 1/74
6	vs. NYJ	10/11/87
6	at N.E.	12/ 6/92
9	vs. NYJ	10/11/92

MOST SHUTOUTS (SEASON)

COLTS	3	1968, 1971
OPP	3	1972

MOST CONS. SHUTOUTS (OPP)

2	(9/ 4- 9/10/78)
2	(11/21-11/28/82)
2	(11/ 1-11/ 8/92)

COLTS MOST CONS. GAMES SCORING

104	10/24/54 to 11/18/62
90	12/12/65 to 10/ 8/72
61	11/27/83 to 11/15/87
55	11/29/87 to 9/ 8/91

OPP MOST CONS. GAMES SCORING

161	11/ 1/76 to 10/ 4/87
68	10/31/88 to 11/29/92
67	12/13/92 to present
65	9/27/53 to 10/26/58
56	11/ 1/64 to 10/27/68

COLTS TEAM RECORDS

Touchdowns

COLTS (SEASON)	
MOST	FEWEST
54 1964	12 1982
53 1958	14 1954
52 1975	14 1991
51 1976	16 1993
50 1968	22 1974

OPP (SEASON)	
MOST	FEWEST
68 1981	16 1968
54 1978	18 1971
50 1984	21 1967
47 (3 times)	25 1966
46 1953	25 1970

COLTS MOST (GAME)	
8 vs. LA Rams	11/25/56
8 vs. G.B.	11/ 2/58
7 (7 times)	
6 (19 times)	

OPP MOST (GAME)	
8 at Chi	10/21/56
8 vs. Chi	11/25/62
7 at Min	9/28/69
6 (17 times)	

COLTS RUSH TDS (SEASON)	
MOST	FEWEST
29 1964	3 1991
28 1975	4 1954
26 1976	4 1982
24 1958	4 1993
23 1971, 88	7 1953, 66

OPP RUSH TDS (SEASON)	
MOST	FEWEST
30 1981	5 1967
23 1991	6 1968
21 1953	6 1970
21 1954	6 1987
21 1978	7 1966

COLTS MOST RUSHING (GAME)	
5 at Det	10/19/58
5 vs. Was	11/ 2/69
5 vs. Hou	11/ 1/76
5 vs. Buf	10/ 6/85
5 vs. Den	10/31/88
4 (13 times)	Last: vs. NYJ 11/6/88

OPP MOST RUSHING (GAME)	
5 vs. Cle	11/ 1/59
4 (9 times)	Last: vs. S.D. 10/18/92

COLTS PASS TDS (SEASON)	
MOST	FEWEST
33 1959	6 1982
31 1965	9 1954
28 1968	9 1974
27 1962	10 (3 times)
26 (3 times)	

OPP PASS TDS (SEASON)	
MOST	FEWEST
37 1981	8 1960
31 1983	9 1958
31 1984	9 1968
29 1978	9 1971
28 1986	10 1977

COLTS MOST PASSING (GAME)	
5 vs. G.B.	11/ 2/58
5 at Dal	10/30/60
5 vs. Min	12/16/62
5 at Min	11/14/65
5 vs. Det	10/16/66
5 vs. Buf	10/ 4/87
4 (24 times)	Last: vs. Mia 12/17/89

OPP MOST PASSING (GAME)	
7 at Min	9/28/69
6 vs. NYJ	9/24/72
5 at Chi	10/21/56
5 at S.D.	12/26/82
5 at Pit	9/ 8/85
4 (16 times)	Last: vs. Mia. 11/26/95

MOST RETURN TDS (SEASON)	
COLTS	OPP
7 1994	8 1973
6 1968/70	6 1977/80
5 1959/67/75/78/89/96	5 1956/58/86
4 1957/63/65	4 (9 times)

MOST DEFENSIVE TDS (SEASON)	
COLTS	OPP
5 1975/94	6 1973
4 (7 times)	4 (7 times)
3 1957/66/70	3 (6 times)

MOST KICK RETURN TDS (SEASON)	
COLTS	OPP
3 1970/89	3 1977/79
2 (8 times)	2 (6 times)

Points After Touchdowns

COLTS (SEASON)	
MOST	FEWEST
53 1964	11 1982
51 1975	12 1954
49 1976	14 1991
48 1958	15 1993
48 1968	22 1974

COLTS (GAME)	
8 vs. LA	11/25/56
8 vs. GB	11/ 2/58

OPP (SEASON)	
MOST	FEWEST
65 1981	15 1968
53 1978	17 1971
47 1984	21 1967
46 1986	25 1966
46 1991	25 1970

OPP (GAME)	
7 at Chi	10/21/56
7 at Min	9/28/69

Field Goals

COLTS (SEASON)	
MOST	FEWEST
36 1996	3 1956
30 1983	5 1958
27 1987	6 1959
26 1993	7 1953
25 1988	7 1957

OPP (SEASON)	
MOST	FEWEST
32 1989	5 1971
32 1990	6 1958
27 1994	6 1975
25 1985	8 1956
25 1995	9 (3 times)

COLTS MOST (GAME)	
5 at LA Rams	12/ 4/54
5 vs. S.F.	9/25/66
5 at Phi	10/30/83
5 vs. Mia	9/25/88
4 (12 times)	

OPP MOST (GAME)	
5 at Was	11/18/73
5 at N.E.	12/ 3/89
5 vs. Cin.	9/ 3/95
4 (12 times)	

MOST ATT (SEASON)	
40 1996	
39 1961/63/66/72	
37 1967	
35 1964/83	

COLTS TEAM RECORDS

OPP MOST ATT (SEASON)

43 1989/90
38 1995
35 1970/86
34 1969/94

FEWEST ATT (SEASON)

14 1958
16 1956
17 1978
18 (5 times)

OPP FEWEST ATT (SEASON)

10 1975
14 1955
16 1953

OPP FEWEST ATT (SEASON) (Continued)

17 1958
18 1971

MOST ATT (GAME)

7 at LA Rams 12/ 4/54
6 (7 times)
5 (16 times)

OPP MOST ATT (GAME)

7 at N.E. 12/ 3/89
6 at NYJ 11/29/81
6 at Buf 9/ 9/90
5 (20 times)

TOTAL FIRST DOWNS

COLTS (SEASON)

MOST	FEWEST
327 1980	152 1982
311 1988	157 1953
301 1976	169 1954
291 1979	206 1955
289 1967	216 1956

OPP (SEASON)

MOST	FEWEST
406 1981	166 1971
343 1984	188 1958
338 1980	195 1959
336 1989	195 1960
334 1986, 93	197 1982

COLTS MOST (GAME)

33 vs. NYJ 12/15/74
32 at Mia 11/15/87
31 vs. T.B. 10/ 8/76
30 vs. G.B. 11/ 2/58
30 at Atl 11/12/67

OPP MOST (GAME)

34 at Min 9/28/69
34 at Phi 11/15/81
33 at Mia 9/15/85
32 at Pit 9/18/94
31 (2 times)

COLTS FEWEST (GAME)

4 at Mia 11/11/73
5 at N.E. 11/11/90
6 at LA Rams 12/ 5/53
6 vs. Det 11/ 6/54
6 at Buf 11/28/82

OPP FEWEST (GAME)

3 vs. S.F. 11/22/59
4 at Buf 10/10/71
5 vs. S.F. 10/13/63
5 vs. StL 9/17/72
6 (2 times)

MOST BOTH TEAMS

57 vs. NYJ 12/15/74
54 at Mia 11/15/87
52 vs. LA Rams 11/25/56
51 at S.F. 10/31/65
51 vs. Cle 11/ 9/80

FEWEST BOTH TEAMS

19 at Buf 12/ 1/74
19 at N.E. 11/11/90
21 at Mia 11/11/73
22 (5 times)

Rushing

COLTS (SEASON)

MOST	FEWEST
153 1988	55 1991
146 1983	62 1982
133 1976	64 1960
131 1975	66 1954
131 1985	70 (2 times)

OPP (SEASON)

MOST	FEWEST
162 1981	60 1971
153 1978	65 1959
151 1993	69 1957
140 1980	70 1958
140 1991	70 1969

COLTS MOST (GAME)

18 at Det 10/19/58
18 vs. S.F. 11/22/59
18 vs. Buf 10/ 6/85
16 (5 times)

OPP MOST (GAME)

19 vs. Mia 10/29/72
19 vs. Dal 12/ 6/81
18 at G.B. 10/18/53
17 (3 times)

COLTS FEWEST (GAME)

0 vs. LA Rams 11/27/66
0 at N.E. 11/11/90
0 vs. Phi 12/19/93
1 (12 times)

OPP FEWEST (GAME)

0 vs. Chi 10/ 5/57
0 vs. S.F. 10/13/63
0 at Buf 10/10/71
0 at T.B. 9/11/94
1 (10 times)

Passing

COLTS (SEASON)

MOST	FEWEST
180 1993	66 1953
174 1980	79 1963
174 1992	80 1982
173 1986	90 1954
172 1996	92 1955

OPP (SEASON)

MOST	FEWEST
214 1981	89 1982
194 1984	95 1953
192 1985	95 1971
192 1989	98 1955
192 1994	98 1960

COLTS TEAM RECORDS

COLTS MOST (GAME)

22 vs. NYJ	12/15/74
20 vs. Cle	11/ 1/59
20 vs. NE	10/20/96
18 at S.F.	10/31/65
18 vs. K.C.	9/28/70
18 vs. Mia	11/25/79
18 at Buf	10/ 4/87

OPP MOST (GAME)

24 at Min	9/28/69
24 at Mia	9/15/85
23 vs. Mia	12/ 9/84
21 vs. Buf	10/ 8/89
20 (3 times)	

COLTS FEWEST (GAME)

1 at Cle	9/16/73
1 vs. Buf	10/13/74
1 at Mia	11/23/75
2 (5 times)	

OPP FEWEST (GAME)

1 at GBM	11/24/91
2 (6 times)	
3 (5 times)	

Penalty

COLTS (SEASON)

MOST	FEWEST
36 1979	10 1982
30 1972	11 1956
30 1973	12 1962
28 (3 times)	13 (3 times)
27 1996	

OPP (SEASON)

MOST	FEWEST
34 1980	8 1996
32 1983	11 1960
30 1981	11 1971
30 1995	12 1958
29 1979	12 1959

COLTS MOST (GAME)

9 vs. Pit	10/30/77
7 vs. G.B.	11/ 2/58
7 vs. Det	11/19/67
7 vs. Buf	12/17/78
7 vs. Pit	9/14/80

OPP MOST (GAME)

5 (6 times)	
4 (26 times)	

NET YARDS

COLTS (SEASON)

MOST	FEWEST
5236 1976	2483 1982
5206 1980	2716 1953
5018 1983	2934 1954
5008 1967	3464 1955
5006 1985	3506 1973

OPP (SEASON)

MOST	FEWEST
6793 1981	2852 1971
5911 1978	3284 1958
5701 1986	3296 1982
5640 1983	3317 1960
5638 1993	3377 1968

COLTS MOST (GAME)

595 at Atl	11/12/67
576 vs. Min	12/16/62
574 vs. LA Rams	11/25/56
535 at Det	10/19/58
526 vs. LA Rams	12/15/63

OPP MOST (GAME)

622 at Min	9/28/69
597 at S.F.	12/13/53
583 at Dal	9/ 4/78
574 at Phi	11/15/81
573 vs. NYJ	9/24/72

COLTS FEWEST (GAME)

69 vs. Det	11/ 6/54
70 at LA Rams	12/ 5/53
86 at N.E.	10/23/77
88 at Buf	11/28/82
99 at S.D.	11/ 1/92

OPP FEWEST (GAME)

49 at Buf	10/10/71
89 vs. T.B.	10/ 3/76
94 at N.E.	12/ 6/92
97 at Was	11/26/61
113 vs. Was	9/25/60

MOST BOTH TEAMS

997 vs. LA Rams	11/25/56
985 vs. NYJ	9/24/72
964 at GBM	11/15/59
942 vs. Mia	9/27/81
919 at Cle	10/26/81

FEWEST BOTH TEAMS

328 at Buf	12/ 1/74
346 at NYJ	11/11/84
355 vs. NYJ	10/29/95
359 at N.E.	12/ 6/92
373 at Buf	10/20/85

OFFENSIVE PLAYS

COLTS (SEASON)

MOST	FEWEST
1117 1979	596 1982
1056 1980	840 1964
1046 1986	849 1966
1025 1983	851 1968
1000 1996	860 1970

OPP (SEASON)

MOST	FEWEST
1116 1984	605 1982
1111 1981	746 1971
1109 1989	818 1967
1090 1994	827 1963
1080 1980	847 1973

COLTS MOST (GAME)

88 at S.F.	9/22/63
88 vs. Mia	12/14/75
87 vs. Den	11/10/74
86 vs. T.B.	10/ 3/76
85 at NYJ	9/ 7/80

OPP MOST (GAME)

88 vs. N.E.	10/29/89
86 at T.B.	10/ 4/92
85 vs. Dal	12/ 6/81
84 at Min	9/28/69
84 vs. Buf	12/13/87

COLTS TEAM RECORDS

COLTS FEWEST (GAME)	
38 at Buf	11/28/82
41 vs. Mia	10/28/90
43 vs. NYJ	10/29/95
45 vs. Mia	11/ 1/70
45 vs. Dal	12/ 6/81
45 vs. Chi	9/11/88

OPP FEWEST (GAME)	
39 at S.F.	9/22/63
40 at Chi	9/21/75
41 at Buf	10/10/71
41 at NYJ	10/20/74
42 (2 times)	

RUSHING

Attempts

COLTS (SEASON)	
MOST	FEWEST
601 1983	293 1982
566 1977	335 1990
565 1976	345 1960
545 1988	354 1991
536 1973, 75	364 1954

OPP (SEASON)	
MOST	FEWEST
662 1978	325 1959
607 1981	331 1958
575 1993	348 1982
574 1980	352 1971
559 1984	375 1957, 68

COLTS MOST (GAME)	
60 vs. S.F.	11/22/59
58 at NYJ	10/20/74
58 at Atl	11/17/74
57 at NYJ	11/11/84
53 vs. Hou	11/ 1/76
53 at Phi	10/30/83

COLTS (SEASON)	
MOST	FEWEST
2695 1983	1044 1982
2439 1985	1102 1992
2309 1976	1169 1991
2249 1988	1275 1954
2217 1975	1282 1990

OPP (SEASON)	
MOST	FEWEST
3010 1978	1113 1971
2665 1981	1174 1957
2521 1993	1291 1958
2327 1991	1339 1968
2315 1953	1400 1969

COLTS MOST (GAME)	
318 vs. G.B.	10/28/56
316 at Det	10/19/58
305 at Cle	11/11/56
299 vs. Hou	12/22/85
281 vs. Buf	10/ 6/85

OPP MOST (GAME)	
354 vs. Dal	12/ 6/81
315 at Mia	11/11/73
313 at Min	9/13/64
303 at G.B.	10/18/53
303 vs. LA Rams	11/22/53

COLTS (SEASON)	
MOST	FEWEST
5.1 1956	2.9 1992
5.0 1985	3.3 1979
4.7 1958	3.3 1970
4.6 1961	3.3 1991
4.5 1983	3.4 1996

OPP (SEASON)	
BEST	LEAST
5.2 1953	3.1 1957
4.8 1959	3.2 1971
4.5 1978	3.5 1969
4.5 1955	3.5 1995
4.5 1961	3.6 (6 times)

OPP MOST (GAME)	
66 vs. Dal	12/ 6/81
58 at N.E.	12/26/93
56 at G.B.	10/18/53
56 at Buf	11/28/82
53 at Mia	10/27/74

COLTS FEWEST (GAME)	
11 vs. Was	12/22/90
12 vs. Mia	10/28/90
12 at S.D.	11/ 1/92
12 vs. Phi	12/19/93
13 at Sea	9/29/91
13 at N.E.	11/24/96

OPP FEWEST (GAME)	
11 at Buf	10/10/71
12 at Den	12/11/83
14 vs. Hou	11/ 1/76
14 vs. Hou	9/ 4/94
15 (4 times)	

Yards

COLTS FEWEST (GAME)	
4 vs. Det	9/22/91
19 vs. LA Rams	9/26/54
30 at S.D.	11/ 1/92
31 at LA Rams	12/ 5/53
31 vs. Mia	10/28/90
31 vs. Phi	12/19/93

OPP FEWEST (GAME)	
4 at Buf	10/31/71
15 vs. Pit	11/ 3/57
20 vs. G.B.	10/28/56
20 at Cle	10/14/96
23 vs. Det	9/29/57

MOST BOTH TEAMS	
548 vs. LA Rams	11/22/53
510 vs. Dal	12/ 6/81
469 at Chi	10/16/55
454 at LA Rams	12/ 9/61
440 at Cle	11/11/56

FEWEST BOTH TEAMS	
97 vs. Pit	10/31/71
106 vs. Cle	9/ 6/92
115 at NYJ	10/18/70
125 vs. Hou	9/13/92
125 vs. N.E.	10/20/96

Average

COLTS BEST (GAME)	
8.00 at GBM	11/13/54
7.95 vs. G.B.	10/28/56
7.80 vs. Dal	12/ 6/81
7.77 at LA Rams	10/ 9/61
7.55 vs. LA Rams	12/15/63

OPP BEST (GAME)	
8.12 at Min	11/17/63
7.77 vs. LA Rams	11/22/53
7.68 at Mia	11/11/73
7.64 at S.F.	12/13/53
7.40 vs. S.F.	11/27/55

COLTS TEAM RECORDS

COLTS LEAST (GAME)

0.29	vs. Det	9/22/91
1.12	vs. LA Rams	9/26/54
1.29	at LA Rams	12/ 5/53
1.31	at LA Rams	12/ 4/54
1.54	at Buf	9/20/92

OPP LEAST (GAME)

0.36	at Buf	10/10/71
0.50	vs. Pit	11/ 3/57
0.96	vs. Det	9/29/57
1.11	vs. G.B.	10/28/56
1.11	at Cle	10/14/62

PASSING

Attempts

COLTS (SEASON)

MOST	FEWEST		
594	1993	266	1955
586	1986	279	1956
550	1979	283	1982
546	1992	300	1973
537	1996	313	1954

OPP (SEASON)

MOST	FEWEST		
598	1994	246	1982
569	1995	297	1956
556	1989	298	1960
539	1988	312	1974
534	1996	313	1972

COLTS MOST (GAME)

59	at Was	11/ 7/93
57	at NYJ	11/16/86
54	vs. NYJ	12/15/74
53	vs. NYJ	9/28/86
51	vs. K.C.	9/28/70

OPP MOST (GAME)

62	at NYJ	10/18/70
57	vs. Hou	9/ 4/94
56	at Min	9/28/69
51	vs. Buf	10/ 8/89
50	vs. Mia	12/17/89

COLTS FEWEST (GAME)

7	at LA Rams	12/18/65
8	vs. Mia	12/ 9/73
11	at Atl	11/17/74
12	vs. Chi	9/25/55
12	at G.B.	9/20/64

OPP FEWEST (GAME)

11	at N.E.	12/26/93
12	vs. Chi	11/ 3/63
12	at Buf	10/13/91
13	(7 times)	

Completions

COLTS (SEASON)

MOST	FEWEST		
332	1993	126	1953
332	1993	134	1955
311	1996	137	1973
305	1991	142	1982
305	1992	158	1956

OPP (SEASON)

MOST	FEWEST		
354	1994	138	1982
336	1995	144	1960
322	1989	158	1955
321	1988	161	1961
318	1996	165	1953, 56

COLTS MOST (GAME)

37	at Was	11/ 7/93
36	vs. NYJ	12/15/74
36	vs. N.E.	10/20/96
30	at Cle	10/25/81
30	vs. Buf	1/ 2/94

OPP MOST (GAME)

36	at Min	9/28/69
34	at NYJ	10/18/70
34	vs. Buf	10/ 8/89
30	(3 times)	

COLTS FEWEST (GAME)

3	at LA Rams	12/18/65
3	vs. Cle	9/26/71
3	vs. Buf	12/17/78
3	at Buf	11/28/82
4	(3 times)	

OPP FEWEST (GAME)

4	vs. Was	10/26/58
4	vs. T.B.	10/ 3/76
5	(7 times)	

Yards

COLTS (SEASON-GROSS)

MOST	FEWEST		
3623	1993	1613	1982
3615	1986	1625	1953
3605	1963	1746	1973
3584	1992	1795	1955
3575	1979	1995	1954

OPP (SEASON-GROSS)

MOST	FEWEST		
4228	1981	1920	1982
3933	1986	2027	1971
3918	1989	2068	1960
3897	1994	2248	1958
3890	1984	2288	1955

COLTS MOST (GAME-GROSS)

469	vs. Min	12/16/62
426	at Atl	11/12/67
419	vs. Atl	9/17/67
397	vs. Cle	11/ 1/59
394	vs. Was	11/ 6/66

OPP MOST (GAME-GROSS)

538	at Min	9/28/69
496	vs. NYJ	9/24/72
469	vs. T.B.	10/16/88
407	vs. Chi	11/25/62
406	vs. LA Rams	9/26/54

COLTS FEWEST (GAME-GROSS)

21	at Cle	11/11/56
35	vs. Mia	12/ 9/73
44	vs. Buf	10/18/74
49	vs. Cle	9/26/71
53	vs. LA Rams	11/22/53

OPP FEWEST (GAME-GROSS)

46	vs. Was	10/26/58
46	at Buf	12/ 1/74
47	vs. Hou	10/14/79
50	at GBM	11/24/91
53	vs. Buf	12/17/78

MOST BOTH TEAMS (GROSS)

872	vs. NYJ	9/24/72
733	at Min	9/28/69
717	vs. Was	12/ 8/62
715	vs. T.B.	10/16/88
706	at Was	12/ 1/63

COLTS TEAM RECORDS

FEWEST BOTH TEAMS (GROSS)

124 vs. Buf	12/17/78
128 at Buf	10/14/73
129 at Buf	11/28/82
142 at Mia	11/23/75
144 at N.E.	10/19/75

COLTS (SEASON-NET)

MOST	FEWEST
3417 1993	1257 1953
3363 1967	1439 1982
3296 1963	1475 1973
3296 1996	1631 1955
3266 1992	1659 1954

OPP (SEASON-NET)

MOST	FEWEST
4128 1981	1726 1960
3739 1986	1739 1971
3679 1994	1823 1982
3643 1996	1913 1961
3602 1988	1993 1958

COLTS MOST (GAME-NET)

451 vs. Min	12/16/62
426 at Atl	11/12/67
419 vs. Atl	9/17/67
394 vs. Was	11/ 6/66
381 vs. Cle	11/ 1/59

OPP MOST (GAME-NET)

530 at Min	9/28/69
490 vs. NYJ	9/24/72
444 vs. T.B.	10/16/88
431 at Cle	10/26/81
407 vs. Chi	11/25/62

COLTS FEWEST (GAME-NET)

1 vs. Buf	10/13/74
4 at Cle	9/16/73
5 at Cle	11/11/56
9 vs. LA Rams	11/22/53
11 at N.E.	10/23/77

OPP FEWEST (GAME-NET)

13 vs. T.B.	10/ 3/76
16 vs. Was	10/26/58
23 at N.E.	12/ 6/92
27 vs. Hou	10/14/79
28 at GBM	11/24/91

MOST BOTH TEAMS (NET)

822 vs. NYJ	9/24/72
709 at Min	9/28/69
690 vs. T.B.	10/16/88
675 vs. Was	12/ 8/62
670 at Cle	10/26/81

FEWEST BOTH TEAMS (NET)

54 at N.E.	10/19/75
81 at Mia	11/23/75
86 vs. Buf	12/17/78
109 vs. Hou	10/14/79
112 at Buf	10/14/73

Completion Percentage

COLTS (SEASON)

BEST	WORST
62.21 1995	39.50 1953
59.60 1975	45.67 1973
59.57 1991	49.87 1983
59.56 1976	50.00 1960
57.99 1967	50.12 1984

OPP (SEASON)

BEST	WORST
61.86 1991	45.87 1961
61.30 1981	46.28 1958
61.18 1990	47.38 1977
60.12 1973	48.32 1960
60.00 1986	48.72 1959

COLTS BEST (GAME-20 ATT)

83.3 at Buf	10/16/94 (20-24)
79.2 at N.E.	10/ 3/71 (19-24)
79.2 at T.B.	9/11/94 (19-24)
78.6 vs. Pit	10/ 6/91 (22-28)
76.9 vs. LA Rams	11/25/56 (20-26)
76.9 vs. Min	10/ 8/63 (20-26)

OPP BEST (GAME-20 ATT)

86.2 vs. Oak	10/28/73 (25-29)
85.7 at Hou	9/21/80 (18-21)
81.8 at LA Rams	12/17/67 (18-22)
81.8 vs. Was	10/ 7/84 (18-22)
81.3 at Mia	12/ 4/88 (26-32)

Sacks Allowed

COLTS (SEASON)

MOST	FEWEST
58 1984	19 1969
57 1991	20 1982
53 1986	24 1987
52 1979	25 1967
51 1990	25 1972

OPP (SEASON)

MOST	FEWEST
59 1975	11 1982
57 1964	13 1981
56 1976	21 1974
47 1966	21 1993
47 1977	24 1986

COLTS MOST (GAME)

12 vs. StL	10/26/80
10 vs. T.B.	9/ 9/79
8 at Buf	12/ 1/74
8 vs. N.E.	11/26/78
7 (16 times) Last: at Car	12/3/95

OPP MOST (GAME)

11 at LA Rams	11/22/64
11 vs. Cle	9/ 6/92
10 at Buf	11/13/77
10 at K.C.	11/ 2/80
9 at Buf	10/10/71
8 (6 times) Last: at NE	12/6/92

Yards Lost - Sacks

COLTS (SEASON)

MOST	FEWEST
487 1991	125 1958
480 1978	156 1969
436 1984	164 1955
424 1990	166 1994
406 1986	174 1982/89

OPP (SEASON)

MOST	FEWEST
496 1975	97 1982
489 1964	100 1981
461 1976	121 1993
407 1961	155 1959
401 1966	169 1995

COLTS YDS LOST SACKS (GAME)

91 vs. N.E.	11/26/78
73 vs. K.C.	9/28/70
73 vs. StL	10/26/80
72 at Buf	12/ 1/74
72 vs. Cle	12/ 1/91

OPP YDS LOST SACKS (GAME)

102 at LA Rams	11/22/64
97 at Min	9/23/62
76 at Buf	10/10/71
75 at Min	11/17/63
74 at NYJ	10/26/75
74 vs. T.B.	10/ 3/76

COLTS TEAM RECORDS

TURNOVERS

Passes Had Intercepted

COLTS (SEASON)	
MOST	FEWEST
30 1978	8 1975
29 1961	9 1964
27 1953	10 1976
27 1966	10 1982
27 1969	11 1958, 95, 96

OPP (SEASON)	
MOST	FEWEST
40 1959	5 1982
35 1958	9 1990
32 1967	10 1974
30 1960	10 1993
30 1977	13 1956, 95, 96

COLTS MOST (GAME)	
8 vs. NYJ	9/23/73
6 at G.B.	10/ 8/61
6 vs. Mia	9/10/78
5 (8 times)	

OPP MOST (GAME)	
7 vs. LA Rams	12/ 4/54
7 vs. Chi	10/ 2/60
6 (4 times)	
5 (14 times)	

MOST BOTH TEAMS	
9 at Phi	11/15/53
9 at NYJ	10/18/70
9 vs. NYJ	9/23/73

Fumbles

COLTS (SEASON)	
MOST	FEWEST
41 1986	13 1967
38 1978	18 1955
37 1972	18 1956
36 1979	18 1973
36 1987	18 1975

OPP (SEASON)	
MOST	FEWEST
43 1987	11 1982
42 1953	14 1970
41 1986	17 1967
36 1978	18 1959
35 1973	18 1969

COLTS MOST (GAME)	
7 vs. Mia	10/23/83
6 at NYJ	11/14/71
6 vs. NYJ	9/28/86
6 at NYJ	11/16/86

OPP MOST (GAME)	
8 at N.E.	10/ 7/73
7 (5 times)	
6 (5 times)	

Fumbles Lost

COLTS (SEASON)	
MOST	FEWEST
25 1963	8 1955
22 1972	8 1967
21 1953	8 1988
21 1979	9 1959
20 1986/93	10 (4 times)

OPP (SEASON)	
MOST	FEWEST
27 1953	6 1982
25 1987	8 1961
22 1973	8 1967
21 1976	9 (3 times)
20 1978/88	10 (4 times)

COLTS MOST (GAME)	
5 at Det	10/20/57
5 at G.B.	9/29/63
4 (13 times)	

OPP MOST (GAME)	
5 vs. LA Rams	11/23/58
4 (8 times)	

Total Turnovers

COLTS (SEASON)	
MOST	FEWEST
48 1953	18 1975
47 1978	19 1964
44 1962	21 1982
42 1961	22 1958
40 1979	22 1995

OPP (SEASON)	
MOST	FEWEST
56 1953	11 1982
52 1958	21 1993
49 1959	23 1996
47 1977	24 1961
45 1987	24 1974
	24 1990

COLTS MOST (GAME)	
8 at G.B.	10/ 8/61 (6i/2f)
8 vs. Cle	9/26/71 (5i/3f)
8 vs. NYJ	9/23/73 (8i)

OPP MOST (GAME)	
9 vs. LA Rams	11/23/58 (5f/4i)
9 at LA Rams	12/ 4/54 (7i/2f)
8 at S.F.	11/29/54 (5i/3f)
8 vs. Chi	10/ 2/60 (7i/1f)
8 at Phi	11/15/63 (6i/2f)

Turnover Differential

COLTS (SEASON)	
BEST	WORST
+30 1958	-18 1961
+26 1959	-14 1969
+23 1975	-14 1993
+22 1964	-13 1974
+21 1977	-10 1978, 82

COLTS TEAM RECORDS

PENALTIES

COLTS (SEASON)	
MOST	FEWEST
137 1979	51 1960
122 1992	52 1967
120 1983	52 1982
106 1981	53 1956
104 1980	55 1958

OPP (SEASON)	
MOST	FEWEST
121 1996	58 1063
118 1988	59 1960
114 1978	59 1964
112 1979	59 1982
111 1995	60 1957/58

COLTS MOST (GAME)	
16 at Den	12/11/83
15 at Buf	9/18/83
14 at K.C.	9/ 2/79
13 (3 times)	
12 (6 times)	
11 (15 times)	
10 (19 times)	

OPP MOST (GAME)	
17 vs. Pit	10/30/77
16 vs. Chi	12/ 5/65
15 vs. Chi	11/21/54
15 at NYJ	9/ 8/96
15 vs. S.D.	11/ 3/96
14 (5 times)	
13 (7 times)	11 (10 times)
12 (10 times)	10 (21 times)

COLTS FEWEST (GAME)	
0 vs. S.F.	10/26/69
0 at GBM	9/10/66
0 vs. NYJ	10/30/94
0 at K.C.	12/15/96

OPP FEWEST (GAME)	
0 at LA Rams	12/18/65
0 vs. StL	10/12/64

Yards Penalized

COLTS (SEASON)	
MOST	FEWEST
1239 1979	433 1982
986 1983	458 1967
958 1992	483 1973
943 1995	504 1960
914 1980	507 1956

OPP (SEASON)	
MOST	FEWEST
1032 1970	466 1982
1014 1979	486 1956
1006 1978	538 1960
970 1996	546 1957
965 1988	547 1961

COLTS MOST (GAME)	
153 at Buf	9/18/83
151 at Buf	10/19/86
127 at Chi	10/16/55
126 at Mia	10/15/87
Total 100+ games: 26	

OPP MOST (GAME)	
148 vs. Chi	11/21/54
142 vs. Chi	12/ 5/65
139 vs. Dal	10/15/72
135 vs. S.D.	11/ 3/96
130 vs. S.F.	11/29/53
Total 100+ games: 38	

PUNTS

COLTS (SEASON)	
MOST	FEWEST
101 1979	42 1961
98 1984	46 1982
94 1978	49 1966
91 1983	49 1967
86 1975	49 1968

OPP (SEASON)	
MOST	FEWEST
95 1979	41 1982
88 1971	47 1973
83 1975	48 1981
82 1987	50 1959
81 1977, 96	54 1960

COLTS MOST (GAME)	
12 at NYJ	9/25/77
12 at Buf.	10/ 6/96
11 at Chi	10/10/54
11 at S.F.	11/29/64
11 at Mia	11/11/73
11 at N.E.	10/19/75
10 (8 times)	

OPP MOST (GAME)	
11 vs. NYJ	9/19/71
11 at K.C.	9/ 2/79
11 at Buf.	10/ 6/96
10 vs. Den	9/11/83
10 at N.E.	11/11/90
10 at N.E.	12/ 6/92

MOST BOTH TEAMS	
23 at Buf.	10/ 6/96
21 at K.C.	9/ 2/79
20 vs. Den	9/11/83

COLTS FEWEST (GAME)	
0 vs. Cle	11/ 1/59
0 vs. Det	11/19/67
0 at S.D.	11/ 7/76
0 vs. N.E.	9/ 1/91

OPP FEWEST (GAME)	
0 at S.F.	12/13/53
0 vs. G.B.	11/ 6/60
0 at Dal	9/ 4/78
0 at Phi	11/15/81
0 at Buf	9/ 9/90

Average

COLTS (SEASON)	
BEST	WORST
45.66 1996	34.47 1957
45.57 1966	36.21 1979
45.32 1983	37.14 1974
45.26 1969	37.19 1954
44.80 1985	37.29 1958

OPP (SEASON)	
BEST	WORST
46.41 1960	35.74 1978
44.70 1959	36.21 1977
44.45 1956	36.89 1976
44.13 1958	37.17 1987
44.00 1964	37.40 1973

COLTS TEAM RECORDS

INTERCEPTION RETURN YARDS

COLTS (SEASON)	
MOST	FEWEST
577 1959	75 1985
514 1958	87 1974
493 1975	106 1969
483 1968	116 1973
453 1967	116 1973

OPP (SEASON)	
MOST	FEWEST
529 1978	111 1975
469 1953	117 1983
461 1992	119 1964
438 1966	129 1982
423 1984	133 1996

COLTS MOST (GAME)	
144 vs. G.B.	11/ 2/58
138 at Chi	11/17/57
136 at S.F.	10/13/68
135 vs. Cle	12/10/89
126 at N.E.	12/11/94
Total 100+ games: 11	

OPP MOST (GAME)	
162 at Den	11/27/77
143 vs. S.D.	11/ 4/84
132 vs. N.E.	11/15/92
129 vs. NYJ	12/15/74
123 vs. G.B.	12/12/65
Total 100+ games: 10	

COLTS MOST TDS (SEASON)	
4 1959/65/68/75/96	
3 1967/70/94	
2 1957/63/66/78/89	

OPP MOST TDS (SEASON)	
4 1973/92	
3 1953/58/66/69/74/78	
2 1956/59/67/84/89/94	

PUNT RETURNS

COLTS (SEASON)	
MOST	FEWEST
53 1963	12 1981
48 1955	14 1982
48 1964	23 1960
45 1965	24 1973
45 1966	25 1992

OPP (SEASON)	
MOST	FEWEST
62 1984	15 1960
55 1983	18 1961
53 1978	19 1963
52 1986	19 1968
51 1975,89	21 1967

COLTS MOST (GAME)	
9 at LA Rams	11/22/64
9 at K.C.	9/ 2/79
8 vs. Det	10/10/65
8 vs. NYJ	9/19/71
8 vs. T.B.	10/ 3/76
8 at N.E.	11/11/90

OPP MOST (GAME)	
9 vs. LA Rams	11/27/66
8 vs. Buf	10/13/74
8 vs. Den	10/22/78
8 vs. S.D.	11/26/89
7 (7 times)	

Yards

COLTS (SEASON)	
MOST	FEWEST
485 1963	56 1981
453 1964	78 1982
449 1985	127 1960
447 1996	129 1973
439 1975	133 1957

OPP (SEASON)	
MOST	FEWEST
642 1983	48 1960
600 1984	62 1968
572 1985	71 1955
558 1989	109 1957
533 1986	119 1963

COLTS MOST (GAME)	
164 vs. NYJ	9/19/71
148 at GBM	10/14/56
141 vs. S.D.	11/ 3/96
124 at N.E.	11/11/90
110 vs. Mia	11/ 1/70
Total 100+ games: 10	

OPP MOST (GAME)	
123 at K.C.	11/ 2/80
114 at G.B.	12/ 7/68
110 at N.E.	11/10/85
107 at N.E.	9/ 4/83
107 at Car	12/ 3/95
Total 100+ games: 9	

COLTS LEAST (GAME)	
-8 at S.D.	10/23/88
-5 at Pit	11/22/92
-3 at Oak	11/28/71
-3 vs. S.D.	10/18/92
-3 at NYJ	12/ 5/93
Total Neg games: 9	
Total Zero games: 45	

OPP LEAST (GAME)	
-5 vs. Hou	9/13/92
-4 vs. Phi	12/ 6/70
-3 (7 times)	
Total Neg games: 12	
Total Zero games: 52	

COLTS MOST TDS (SEASON)	
2 1992	
1 (9 times)	

OPP MOST TDS (SEASON)	
2 1956	
1 (14 times)	

COLTS TEAM RECORDS

Fair Catches

MOST (SEASON)		COLTS MOST (GAME)	
COLTS	OPP		
34 1971	24 1979	5 vs. Det	12/ 7/69
26 1970	21 1973	5 at N.E.	10/ 3/71
24 1992	18 1992	5 vs. LA Rams	11/ 8/71
19 1972	16 1968	4 (9 times)	
18 1978	15 (3 times)	OPP MOST (GAME)	
		6 at S.F.	10/13/68
		5 at Mia	11/11/79
		4 (5 times)	
		3 (11 times)	

KICKOFF RETURNS

COLTS (SEASON)		COLTS MOST (GAME)	
MOST	FEWEST		
84 1981	32 1971	9 at Chi	10/21/56
74 1978	34 1958	9 at N.E.	11/18/79
74 1986	38 1959	8 (7 times)	
70 1979	38 1968	OPP MOST (GAME)	
69 1984	39 1964	10 vs. Buf	12/12/76
		10 vs. Den	10/31/88
		8 (11 times)	
OPP (SEASON)			
MOST	FEWEST		
77 1976	25 1982		
71 1968	29 1954		
70 1964	33 1991		
70 1975	36 1955		
68 1995	36 1992		

Yards

COLTS (SEASON)		OPP MOST (GAME)	
MOST	FEWEST		
1651 1981	679 1971	230 vs. Chi	10/ 4/58
1648 1978	753 1982	230 vs. N.E.	12/21/75
1489 1974	792 1959	229 vs. G.B.	11/ 5/61
1443 1986	864 1958	226 vs. Den	10/31/88
1403 1985, 96	899 1954	212 vs. Mia	10/ 9/77
		Total 200+ games: 8	
OPP (SEASON)		COLTS LEAST (GAME)	
MOST	FEWEST		
1716 1976	538 1982	0 (9 times)	
1666 1996	551 1993	Last: vs. N.E. 10/31/93	
1655 1975	573 1991	OPP LEAST (GAME)	
1552 1961	587 1954	0 (14 times)	
1546 1995	630 1992	Last: vs. Phi 12/19/93	
COLTS MOST (GAME)		COLTS MOST TDS (SEASON)	
274 vs. NYJ	9/24/72	2 1958, 68	
219 at Dal	9/ 4/78	1 (13 times)	
204 at Chi	10/21/56	OPP MOST TDS (SEASON)	
204 vs. Cin	10/11/81	2 1977	
199 at Cin	12/22/96	1 (11 times)	

OPPONENTS BEST GAMES

Scoring

MOST POINTS		MOST PAT ATTS	
33 Paul Hornung at G.B.	10/ 8/61	8 George Blanda at Chi	10/21/56
30 Jim Brown vs. Cle	11/ 1/59	8 Roger Leclerc Chi	11/25/62
30 Paul Hornung vs. G.B.	12/12/65	7 Fred Cox at Min	9/28/69
21 Gordy Soltau at S.F.	12/13/53	MOST FIELD GOALS	
20 Gordy Soltau vs. S.F.	11/29/53	5 Curt Knight at Was	11/18/73
		5 Jason Staurovsky at N.E.	12/ 3/89
		5 Doug Pelfrey vs. Cin	9/ 3/95
		4 (15 times)	
MOST KICK-SCORING POINTS		MOST FIELD GOAL ATTS	
16 Curt Knight at Was	11/18/73	7 Jason Staurovsky at N.E.	12/ 3/89
16 Jason Staurovsky vs. N.E.	12/ 3/89	6 Pat Leahy at NYJ	11/29/81
16 Doug Pelfrey vs. Cin	9/ 3/95	6 Scott Norwood at Buf	9/ 9/90
15 Mike Mercer vs. Min	10/ 1/61	5 (20 times)	
15 Pat Leahy vs. NYJ	10/15/78	LONGEST FIELD GOAL	
15 Tony Franklin at N.E.	9/ 7/86	56 Chip Lohmiller vs. Was	12/22/90
14 (7 times)		53 Gary Anderson vs. Pit	10/21/84
		53 Pete Stoyanovich vs. Mia	10/28/90
		53 Chip Lohmiller vs. Was	12/22/90
		52 (4 times)	
MOST TOUCHDOWNS			
5 Jim Brown vs. Cle	11/ 1/59		
5 Paul Hornung vs. G.B.	12/12/65		
4 Paul Hornung at G.B.	10/ 8/61		
3 (28 times)			
MOST PATS			
7 George Blanda at Chi	10/21/56		
7 Fred Cox at Min	9/28/69		

COLTS TEAM RECORDS

Rushing

MOST ATTEMPTS

35	Curtis Martin at N.E.	11/24/96
33	Rodney Hampton at NYG	12/12/93
32	Jim Brown vs. Cle	11/ 1/59
32	O.J. Simpson vs. Buf	10/12/75
32	Pete Johnson at Cin	12/ 7/80

MOST YARDS

205	Dan Towler vs. LA Rams	11/22/53
179	Barry Sanders vs. Det	9/22/91
179	Barry Foster at Pit	9/18/94
178	Jim Brown vs. Cle	11/ 1/59
175	Tony Dorsett vs. Dal	12/ 6/81

HIGHEST AVG. (7 ATT. MIN)

14.6	Dan Towler vs. LA Rams	11/22/53
13.3	Floyd Reid vs. G.B.	10/31/53
12.7	Nick Pietrosante at Det	10/23/60
12.2	Tommy Mason at Min	11/17/63
12.0	Mercury Morris at Mia	11/11/73

LONGEST RUSH

81t	Rick Casares at Chi	10/16/55
78t	O.J. Simpson at Buf	10/14/73
78t	Kenneth Davis at Buf	10/ 6/91
77t	Leroy Harris at Mia	12/ 5/77
70t	Jim Brown vs. Cle	11/ 1/59

MOST TOUCHDOWNS

5	Jim Brown vs. Cle	11/ 1/59
3	(8 times) Last: Terry Allen at Was	10/27/96

Passing

MOST ATTEMPTS

62	Joe Namath at NYJ	10/18/70
48	Dan Marino at Mia	9/15/85
47	Jim Hart vs. StL	11/17/68
47	Lynn Dickey vs. G.B.	10/27/85
47	Vinny Testaverde at T.B.	10/ 4/92

MOST COMPLETIONS

34	Joe Namath at NYJ	10/18/70
30	Brian Sipe at Cle	10/25/81
30	Dan Marino at Mia	11/ 6/94
29	(5 times) Last: Warren Moon vs. Hou	9/13/92

MOST YARDS

496	Joe Namath vs. NYJ	9/24/72
469	Vinny Testaverde vs. T.B.	10/16/88
449	Joe Kapp at Min	9/28/69
444	Brian Sipe at Cle	10/25/81
404	Dan Marino vs. Mia	12/ 9/84

HIGHEST COMP. PCT.

86.2	Ken Stabler vs. Oak	10/28/73 (25-29)
85.7	Ken Stabler at Hou	9/21/80 (18-21)
85.0	Joe Theismann vs. Was	10/ 7/84 (17-20)
81.8	Roman Gabriel at LA Rams	12/17/67(18-21)
81.3	(2 times) Last: Dan Marino at Mia	12/ 4/88

LONGEST COMPLETION

99t	Karl Sweetan to Pat Studstill vs. Det	10/16/66
95t	Todd Collins to Quinn Early vs. Buf	12/ 1/96
92t	Roger Staubach to Tony Dorsett at Dal	9/ 4/78
88t	Jim Plunkett to Randy Vataha vs. N.E.	12/19/71
85t	Norm Snead to Leroy Jackson vs. Was	12/ 8/62

MOST TD PASSES

7	Joe Kapp at Min	9/28/69
6	Joe Namath vs. NYJ	9/24/72
5	Dan Fouts at S.D.	12/26/82
5	Mark Malone at Pit	9/ 8/85
4	(12 times) Last: Dan Marino vs. Mia	11/26/95

MOST INTERCEPTIONS

7	Zeke Bratkowski vs. Chi	10/ 2/60
6	Norm Van Brocklin at LA Rams	12/ 4/54
6	Joe Namath at NYJ	10/18/70
5	(6 times) Last: Terry Bradshaw vs. Pit	10/30/77
4	(25 times) Last: Frank Reich vs NYJ	11/17/96

MOST ATTS NO INTS (GAME)

48	Dan Marino at Mia	9/15/85
44	John Elway at Den	12/11/83
44	Todd Collins at Buf	10/ 6/96
43	Dan Fouts vs. S.D.	10/18/81
43	Warren Moon at Hou	9/ 9/84

Receptions

MOST RECEPTIONS

13	Al Toon vs. NYJ	11/ 6/88
12	Eddie Bell at NYJ	10/18/70
12	Henry Ellard at LA Rams	9/17/89
12	Keith Byars at Phi	9/30/90
12	Ben Coates vs. N.E.	11/27/94

MOST YARDS

231	Dave Parks vs. S.F.	10/ 3/65
230	Henry Ellard at LA Rams	9/17/89
210	Drew Hill vs. Hou	12/22/85
206	Cris Collinsworth at Cin	10/ 2/83
204	Rich Caster vs. NYJ	9/24/72

AVG. GAIN (3 REC. MIN)

50.3	Jack Snow vs. LA Rams	10/15/67
48.0	Harlon Hill at Chi	10/10/54
41.7	Stanley Morgan at N.E.	9/18/78
41.7	Raghib Ismail at Oak	10/22/95
41.3	Nat Moore vs. Mia	10/10/76
40.7	Leroy Jackson vs. Was	12/ 8/62
40.7	Gary Garrison at S.D.	9/20/70

TOUCHDOWNS

3	(15 times) Last: Jeff Graham vs. NYJ	11/17/96
---	--------------------------------------	----------

Interceptions

MOST INTERCEPTIONS

3	Jim David vs. Det	10/ 6/56
3	Jack Christiansen at Det	11/ 7/53
3	Jack Butler vs. Pit	11/ 3/57
3	Jim Kerr at Was	11/26/61
3	Johnny Robinson vs. K.C.	9/28/70
3	Rich Sowell vs. NYJ	9/23/73

MOST RETURN YARDS

105	Henry Jones at Buf	9/20/92
92	Erik McMillan at NYJ	10/ 1/89
87	Bobby Dillon at GBM	10/14/56
87	Dave Robinson vs. G.B.	12/12/65

COLTS TEAM RECORDS

LONGEST RETURN

92t Eric McMillan at NYJ	10/ 1/89
87 Dave Robinson vs. G.B.	12/12/65
82t Henry Jones at Buf	9/20/92
82t Chris Singleton vs. N.E.	11/15/92

TOUCHDOWNS

2 Henry Jones at Buf	9/20/92
----------------------	---------

Punting

MOST (GAME)

11 Steve O'Neal vs. NYJ	9/19/71
11 Bob Grupp at K.C.	9/ 2/79
11 Chris Mohr at Buf	10/ 6/96
10 Luke Prestridge vs. Den	9/11/83
10 Brian Hansen at N.E.	11/11/90
10 Shawn McCarthy at N.E.	12/ 6/92

MOST YARDS

511 Bob Grupp at K.C.	9/ 2/79
450 Steve O'Neal vs. NYJ	9/19/71
444 Chris Mohr at Buf	10/ 6/96
428 Luke Prestridge vs. Den	9/11/83

BEST AVG. (4-MIN)

53.3 Boyd Dowler at G.B.	10/ 9/60
52.3 Yale Lary vs. Det	9/24/61
52.0 Bobby Walden vs. Min	11/15/64
52.0 Reggie Roby vs. Mia	9/25/88

LONGEST PUNT

79 Chuck Ramsey vs. NYJ	10/15/78
76 Larry Barnes at S.F.	12/ 8/57
76 Bobby Walden at Min	10/22/67
74 Jeff Feagles at N.E.	10/ 2/88
73 Marv Bateman vs. Buf	10/ 2/77

Punt Return

MOST (GAME)

8 Rick Upchurch vs. Den	10/22/78
8 Phil McConkey vs. S.D.	11/26/89
7 Danny Reece vs. T.B.	9/ 9/79
7 Dino Hall at Cle	10/26/81
7 Willie Drewery at Hou	11/23/86
7 Chris Hale at Buf	9/20/92
7 Eric Guliford at Car	12/ 3/95

MOST YARDS

123 J.T. Smith at K.C.	11/ 2/80
107 Ricky Smith at N.E.	9/ 4/83
107 Eric Guliford at Car	12/ 3/95
106 James Pruitt at Mia	9/14/86
103 Garcia Lane at K.C.	11/24/85
97 (2 times)	

LONGEST RETURN

80t Stanley Morgan at N.E.	11/18/79
77t Jake Scott at Mia	11/22/70
77t Irving Fryar at N.E.	11/10/85
74t Yale Lary vs. Det	10/ 3/53
73t John Kimbrough at Buf	11/13/77

HIGHEST AVG. (2 MIN)

45.5 Jake Scott at Mia	11/22/70
44.0 Willie Wood at G.B.	10/ 8/61
39.5 Mack Herron at N.E.	10/ 6/74
35.5 Yale Lary at Det	10/19/58

MOST FAIR CATCHES

4 Kermit Alexander at S.F.	10/13/68
4 Thom Darden at Cle	9/16/73
4 Rod Woodson vs. Pit	10/ 6/91
4 Rod Woodson at Pit	11/22/92
4 Walter Stanley at N.E.	12/ 6/92

Kickoff Return

MOST (GAME)

7 Ron Smith at Atl	11/12/67
6 (14 times) Last: Reggie Cobb vs. NYJ	11/17/96

MOST YARDS

206 Allen Carter vs. N.E.	12/21/75
202 Lenny Lyles at S.F.	12/18/60
180 Herb Adderley vs. G.B.	11/ 5/61
177 Ron Smith at Atl	11/12/67
175 Tamarick Vanover at K.C.	12/15/96

LONGEST RETURN

103t Tom Wilson vs. LA Rams	11/25/56
103t Herb Adderley at G.B.	11/18/62
102t Curtis Brown at Buf	9/24/78
101t Lance Rentzel at Min	11/14/65
101t Raymond Clayborn vs. N.E.	12/18/77

LONGESTY NON-SCORING RETURN

96 Joe Arenas at S.F.	12/16/56
-----------------------	----------

HIGHEST AVG. (2 MIN)

67.3 Lenny Lyles at S.F.	12/18/60
62.0 Willie Galimore vs. Chi	10/ 4/58
61.5 Tom Wilson vs. LA Rams	11/25/56
60.0 Lance Rentzel at Min	11/14/65

Fumble Return

LONGEST

80t Phil Wise at NYJ	12/ 2/73
78t Darrell Green at Was	11/ 7/93
75t Derrol Ray at NYJ	9/ 7/80

COLTS TEAM RECORDS

OPPONENTS CAREER BEST

MOST POINTS

207	Pat Leahy	N.Y. Jets
138	Paul Hornung	Green Bay
103	John Smith	New England
101	Garo Yepremian	Miami
94	Tony Franklin	Phil./N.E.

MOST TOUCHDOWNS (R-P-Rt)

16	Paul Hornung	Green Bay	(13-3-0)
14	Stanley Morgan	New England	(0-13-1)
14	Andre Reed	Buffalo	(0-14-0)
13	Rick Casares	Chicago	(11-2-0)
13	Jim Taylor	G.B./N.O.	(12-1-0)

MOST PATS

69	Pat Leahy	N.Y. Jets
52	John Smith	New England
42	George Blanda	Chi./Oak.
41	Scott Norwood	Buffalo
41	Uwe Von Schamann	Miami
41	Garo Yepremian	Det./Mia.

MOST PAT ATTS

75	Pat Leahy	N.Y. Jets
57	John Smith	New England
44	Uwe Von Schamann	Miami
43	George Blanda	Chi./Oak.
43	Garo Yepremian	Det./Mia.

MOST FGs

46	Pat Leahy	N.Y. Jets
20	Steve Christie	T.B./Buf.
20	Tony Franklin	Phil./N.E.
20	Garo Yepremian	Det./Mia.
19	Fred Cox	Minnesota

MOST FG ATTS

62	Pat Leahy	N.Y. Jets
36	Tommy Davis	San Francisco
34	Garo Yepremian	Det./Mia.
28	Bruce Gossett	L.A./S.F.
27	Steve Christie	T.B./Buf.
27	Pete Stoyanovich	Mia./K.C.

MOST CONSECUTIVE FGs

18	Tony Franklin	Phil./N.E.
12	John Smith	New England
11	Pat Leahy	N.Y. Jets
9	Uwe Von Schamann	Miami
7	(3 others)	

MOST 50+ FGs

2	Steve Christie	T.B./Buf.
2	Chip Lohmiller	Washington
2	Pete Stoyanovich	Mia./K.C.
1	(11 others)	

MOST RUSHING ATTEMPTS

276	Thurman Thomas	Buffalo
251	Jim Taylor	G.B./N.O.
250	O.J. Simpson	Buffalo
221	Freeman McNeil	N.Y. Jets
210	Rick Casares	Chicago

MOST RUSHING YARDS

1197	O.J. Simpson	Buffalo
1117	Thurman Thomas	Buffalo
1030	Freeman McNeil	N.Y. Jets
1022	Jim Taylor	G.B./N.O.
830	Rick Casares	Chicago

MOST RUSHING TOUCHDOWNS

13	Paul Hornung	Green Bay
12	Jim Taylor	G.B./N.O.
11	Rick Casares	Chicago
8	John Riggins	N.Y.J./Wash.
7	O.J. Simpson	Buffalo
7	Earl Campbell	Houston
7	Lorenzo Hampton	Miami
7	Thurman Thomas	Buffalo

MOST 100+ GAMES

7	Freeman McNeil	N.Y. Jets
6	O.J. Simpson	Buffalo
5	Thurman Thomas	Buffalo
3	(4 others)	

MOST PASSING ATTEMPTS

860	Dan Marino	Miami
512	John Brodie	San Francisco
500	Joe Ferguson	Buffalo
500	Jim Kelly	Buffalo
421	Steve Grogan	New England

MOST PASSING COMPLETIONS

527	Dan Marino	Miami
300	Jim Kelly	Buffalo
275	John Brodie	San Francisco
259	Joe Ferguson	Buffalo
238	Y.A. Tittle	S.F./N.Y.G.

MOST PASSING YARDS

6313	Dan Marino	Miami
3752	Jim Kelly	Buffalo
3667	Joe Ferguson	Buffalo
3570	Steve Grogan	New England
3305	John Brodie	San Francisco

MOST PASSING TOUCHDOWNS

46	Dan Marino	Miami
31	Joe Ferguson	Buffalo
28	Jim Kelly	Buffalo
21	John Brodie	San Francisco
21	Steve Grogan	New England

MOST PASSES INTERCEPTED

29	John Brodie	San Francisco
27	Bart Starr	Green Bay
24	Y.A. Tittle	S.F./N.Y.G.
24	Steve Grogan	New England
22	Bill Wade	L.A./Chi.

MOST 300+ GAMES

5	Dan Marino	Miami
5	Warren Moon	Houston
4	Bill Wade	L.A./Chi.
3	Joe Namath	N.Y. Jets
3	Brian Sipe	Cleveland

MOST RECEPTIONS

97	Andre Reed	Buffalo
79	Al Toon	N.Y. Jets
79	Stanley Morgan	New England
72	Billy Wilson	San Francisco
72	Irving Fryar	N.E./Mia./Phil.

MOST RECEPTION YARDS

1615	Stanley Morgan	New England
1346	Andre Reed	Buffalo
1060	Billy Wilson	San Francisco
1031	Wesley Walker	N.Y. Jets
1013	Nat Moore	Miami

MOST TOUCHDOWN RECEPTIONS

14	Andre Reed	Buffalo
13	Stanley Morgan	New England
11	Nat Moore	Miami
8	Wesley Walker	N.Y. Jets
8	Billy Wilson	San Francisco
8	Billy Howton	G.B./Dal.
8	Howard Cassady	Detroit

MOST 100+ GAMES

8	Stanley Morgan	New England
4	Harlon Hill	Chicago
3	(9 others)	
2	(28 others)	

MOST INTERCEPTIONS

11	Bobby Dillon	Green Bay
10	Jack Christiansen	Detroit
9	Dick LeBeau	Detroit
8	Michael Haynes	N.E./Oak.
7	(4 others)	

MOST INTERCEPTION YARDS

181	Bobby Dillon	Green Bay
172	Herb Adderley	Green Bay
140	Michael Haynes	N.E./Oak.
139	Hank Gremminger	Green Bay
137	Glenn Blackwood	Miami

COLTS TEAM RECORDS

MOST TOUCHDOWNS

2 Henry Jones Buffalo

MOST PUNTS

81 Tommy Davis San Francisco
 78 Rich Camarillo N.E./Ariz./Hou.
 75 Reggie Roby Mia./Wash.
 72 Pat Studstill Det./L.A./N.E.
 70 John Kidd Buf./S.D./Mia.
 70 Yale Lary Detroit

MOST PUNT YARDS

3603 Tomy Davis San Francisco
 3304 Reggie Roby Mia./Wash.
 3172 Rich Camarillo N.E./Ariz./Hou.
 3138 Yale Lary Detroit
 3021 John Kidd Buf./S.D./Mia.

HIGHEST AVERAGE (MIN. 25 ATT.)

46.5 Boyd Dowler Green Bay
 44.8 Yale Lary Detroit
 44.5 Sam Baker Wash./Phil.
 44.5 Tommy Davis San Francisco
 44.3 Max McGee Green Bay

MOST TOUCHBACKS

11 Rich Camarillo N.E./Ariz./Hou.
 9 Yale Lary Detroit
 7 Bobby Joe Green Chicago
 7 Chuck Ramsey N.Y. Jets
 6 (4 others)

MOST INSIDE 20

27 Rich Camarillo N.E./Ariz./Hou.
 23 John Kidd Buf./S.D./Mia.
 23 Reggie Roby Mia./Wash.
 16 Chris Mohr Buffalo
 14 Brian Hansen N.O./N.E./Cle./N.Y.J.

COLTS LARGEST COMEBACKS

Deficit	Date	Opponent	Trailed / Qtr.	Result
21	10/ 8/95	@ Miami	3-24 3rd	W 27-24 OT
21	9/10/95	@ N.Y. Jets	3-24 3rd	W 27-24 OT
21	11/ 9/75	@ Buffalo	7-28 2nd	W 42-35
20	11/30/58	San Francisco	7-27 3rd	W 35-27
18	12/18/77	New England	3-21 3rd	W 30-24
18	10/ 9/77	Miami	10-28 2nd	W 45-28
18	9/15/96	@ Dallas	3-21 2nd	W 25-24
17	12/27/92	@ Cincinnati	0-17 3rd	W 21-17
17	11/29/70	Chicago	0-17 2nd	W 21-20
17	10/12/58	@ Green Bay	0-17 2nd	W 24-17

COLTS LARGEST LEADS LOST

Lead	Date	Opponent	Ahead / Qtr.	Result
24	10/20/57	@ Detroit	27- 3 3rd	L 27-31
21	10/27/57	Green Bay	21- 0 4th	L 21-24
19	12/11/83	@ Denver	19- 0 4th	L 19-21
17	9/ 9/79	Tampa Bay	17- 0 2nd	L 26-29
17	10/ 9/88	@ Buffalo	17- 0 2nd	L 23-34
14	10/ 1/78	Philadelphia	14- 0 4th	L 14-17
14	12/ 8/91	@ New England	17- 3 3rd	L 17-23 OT
14	9/18/94	@ Pittsburgh	14- 0 2nd	L 21-31
14	10/23/94	Washington	17- 3 2nd	L 27-41

RED ZONE CONVERSIONS

COLTS

Year	Times	Scores	Pct.	TD	TD Pct.	FG	No Score
1985	46	40	87.0	27	58.7	13	6
1986	30	24	80.0	18	60.0	6	6
1987	45	39	86.7	20	44.4	19	6
1988	44	36	81.8	24	54.5	12	8
1989	42	35	83.3	22	52.4	13	7
1990	36	32	88.9	22	61.1	10	4
1991	25	17	68.0	11	44.0	6	8
1992	36	21	58.3	15	41.7	6	15
1993	38	28	73.7	11	28.9	17	10
1994	44	34	77.3	25	56.8	9	10
1995	53	40	75.5	28	52.8	12	13
1996	47	38	80.9	20	42.6	18	9

OPPONENTS

Year	Times	Scores	Pct.	TD	TD Pct.	FG	No Score
1985	52	43	82.7	37	71.2	6	9
1986	57	44	77.2	30	52.6	14	13
1987	36	26	72.2	19	52.8	7	10
1988	45	38	84.4	25	55.6	13	7
1989	54	41	75.9	22	40.7	19	13
1990	50	45	90.0	22	44.0	23	5
1991	51	43	84.3	34	66.7	9	8
1992	43	35	81.4	23	53.5	12	8
1993	52	46	88.5	32	61.5	14	6
1994	56	44	78.6	22	39.3	22	12
1995	47	39	83.0	24	51.1	15	8
1996	53	48	90.6	29	54.7	19	5

RECORDS

100-YARD RUSHING GAMES (98)

Date	Player	No-Yds	Date	Player	No-Yds
9/19/71	Bulaich vs. NYJ	22-198	10/ 2/88	Dickerson at NE	29-118
2/27/87	Dickerson vs. TB	33-196	11/ 7/53	Huzvar at Det.	19-117
9/25/55	Ameche vs. Chi	15-194	10/29/55	Ameche vs. GB	22-117
10/28/56	Moore vs. GB	13-185	11/ 2/69	Matte vs. Wash.	21-117
11/30/75	Mitchell vs. KC	26-178	11/22/87	Dickerson at NE	27-117
10/ 1/95	Faulk vs. St.L. Rams	19-177	9/19/88	Dickerson at Cle.	22-117
9/22/85	Wonsley vs. Det.	27-170	12/16/90	Dickerson at NYJ	28-117
10/23/88	Dickerson at SD	30-169	12/ 1/91	Dickerson vs. Cle.	16-117
12/ 4/88	Dickerson at Mia.	31-169	1/12/69	*Matte vs NYJ	11-116
12/18/88	Dickerson vs. Buf.	36-166	12/26/70	Bulaich vs. Cin.	25-116
12/21/86	Bentley at Raid.	25-162	9/17/89	Dickerson at Rams	21-116
11/25/56	Ameche vs. Rams	20-162	9/26/76	Mitchell at Dal.	27-115
10/11/87	Banks vs. NYJ	25-159	9/20/81	Dickey at Den.	12-115
10/31/88	Dickerson vs. Den.	21-159	12/20/87	Dickerson at SD	23-115
10/20/74	Mitchell at NYJ	40-156	11/30/58	Moore vs. SF	8-114
11/15/87	Dickerson at Mia.	30-154	9/18/77	Mitchell at Sea.	32-114
10/ 1/55	Ameche vs. Det.	21-153	9/30/84	McMillan vs. Buf.	16-114
10/22/89	Dickerson at Cin.	31-152	10/10/93	Potts vs. Dal.	18-113
11/17/74	Mitchell at Atl.	33-151	10/22/72	McCauley at NYJ	26-112
12/31/95	*Crockett at SD	13-147	11/ 9/75	Mitchell at Buf.	27-112
9/ 6/81	McMillan at NE	16-146	10/ 6/85	McMillan vs. Buf.	20-112
11/ 1/87	Bentley at NYJ	29-145	11/ 7/77	Mitchell vs. Wash.	29-111
11/25/90	Dickerson at Cin.	22-143	9/25/66	Lorick vs. SF	18-110
9/ 4/94	Faulk at Hou.	23-143	11/19/67	Matte vs. Det.	17-110
11/16/58	Ameche at Chi.	26-142	12/18/83	Dickey vs. Hou.	23-110
12/16/73	Mitchell vs. NE	34-142	12/30/90	Dickerson at Mia.	20-110
10/ 9/77	Mitchell vs. Mia.	17-142	10/30/94	Faulk vs. NYJ	24-110
11/ 8/87	Dickerson vs. SD	35-138	9/30/73	McCauley vs. NO	20-109
12/10/89	Dickerson vs. Cle.	26-137	10/30/83	McMillan at Phil.	19-109
11/22/53	Taliaferro vs. Rams	16-136	9/ 4/88	Dickerson vs. Hou.	24-109
10/19/58	Moore at Det.	12-136	11/11/56	Ameche at Cle.	18-108
11/ 1/76	Mitchell vs. Hou.	28-136	10/17/71	Bulaich at NYG	15-108
11/29/87	Dickerson vs. Hou.	27-136	12/15/85	McMillan at TB	13-108
9/30/73	Mitchell vs. NO	22-133	10/12/75	Mitchell vs. Buf.	19-107
11/19/89	Dickerson vs. NYJ	31-131	12/17/89	Dickerson vs. Mia.	21-107
12/ 6/81	Dickey vs. Dal.	15-130	9/17/61	Perry vs. Rams	18-106
12/ 4/94	Faulk at Sea.	27-129	11/23/75	Mitchell at Mia.	26-106
11/ 8/64	Lorick at Chi.	14-126	9/19/76	Mitchell vs. Cin.	27-106
10/29/78	Washington at Mia.	20-126	11/ 4/79	Washington vs. Cin.	22-106
10/27/85	McMillan vs. GB	24-126	9/10/89	Dickerson vs. SF	19-106
9/25/88	Dickerson vs. Mia.	30-125	11/ 5/61	Perry vs. GB	21-105
12/ 4/83	Dickey vs. NYJ	18-123	12/ 9/73	Mitchell vs. Mia.	35-104
11/13/54	Taseff vs. GB@M	15-122	9/11/94	Faulk at TB	18-104
11/26/61	Moore at Wash.	6-122	11/23/80	Dickey at NE	16-102
9/16/84	Dickey vs. St.L.	23-121	12/ 5/96	Faulk vs. Phil.	16-101
11/11/56	Moore at Cle.	11-120	11/12/61	Perry at Minn.	19-100
11/22/59	Ameche vs. SF	25-120	10/ 6/85	Bentley vs. Buf.	17-100
12/15/63	Matte vs. Rams	13-120	1/ 2/94	Potts vs. Buf.	14-100
12/ 7/75	Mitchell at NYG	23-119			
10/16/60	Moore vs. Rams	9-118			

*Post Season Game

LEADERS: Eric Dickerson, 24; Lydell Mitchell, 16; Alan Ameche, 7; Curtis Dickey, 6; Marshall Faulk, 6; Randy McMillan, 6; Lenny Moore, 6; Tom Matte, 4; Albert Bentley, 3; Norm Bulaich, 3; Joe Perry, 3; Tony Lorick, 2; Roosevelt Potts, 2; Don McCauley, 2; Joe Washington, 2; Chuck Banks, 1; Zack Crockett, 1; John Huzvar, 1; Carl Taseff, 1; George Taliaferro, 1; George Wonsley, 1

AGAINST OPPONENT: Jets, 10; Dolphins, 9; Bills, 7; Rams, 7; Bengals, 5; Browns, 5; Lions, 5; Packers, 5; Oilers, 5; Patriots, 5; 49ers, 4; Chargers, 4; Bears, 3; Cowboys, 3; Buccaneers, 3; Redskins, 3; Broncos, 2; Saints, 2; Giants, 2; Seahawks, 2; Eagles, 2; Cardinals, 1; Falcons, 1; Chiefs, 1; Raiders, 1; Vikings, 1; Steelers, 0; Panthers, 0; Jaguars, 0; Ravens, 0

TWO 100-YARD RUSHERS: Moore (120), Ameche (108) at Cle. 11/11/56; Mitchell (133), McCauley (109) vs. NO 9/30/73; McMillan (112), Bentley (100) vs. Buf. 10/6/85 **Total 3**

300-YARD PASSING GAMES (52)

Date	Player	C-A-YDS-TD-IN	Date	Player	C-A-YDS-TD-IN
9/17/67	401 Unitas vs. Atl.	23-32-401-2-1	11/16/86	359 Trudeau at NYJ	27-57-359-1-4
11/ 1/59	397 Unitas vs. Cle.	23-41-397-4-3	12/ 4/60	357 Unitas vs. Det.	22-40-357-2-3
12/16/62	385 Unitas vs. Minn.	19-34-385-4-2	9/27/81	357 Jones vs. Mia.	20-27-357-3-1
12/15/74	385 Jones vs. NYJ	36-53-385-4-4	11/26/60	356 Unitas vs. SF	16-30-356-3-5
11/10/63	376 Unitas vs. Det.	17-24-376-2-1	12/ 1/63	355 Unitas at Wash.	24-37-355-3-1
9/24/72	376 Unitas vs. NYJ	26-45-376-2-0	10/ 1/67	353 Unitas vs. SF	22-37-353-2-0
11/ 7/93	376 George at Wash.	37-59-376-3-1	12/28/58*	349 Unitas at NYG	26-40-349-1-1
11/12/67	370 Unitas at Atl.	17-20-370-4-0	12/19/70	348 Morrall vs. NYJ	18-33-348-4-1
2/ 8/62	367 Unitas vs. Wash.	25-36-367-4-1	9/22/91	348 George vs. Det.	29-40-348-2-1

RECORDS

Date	Player	C-A-YDS-TD-IN
12/ 8/63	344 Unitas vs. Minn.	17-22-344-3-0
11/ 6/66	342 Unitas vs. Wash.	22-31-342-3-2
12/18/77	340 Jones vs. NE	19-30-340-3-0
12/17/66	339 Unitas at SF	20-30-339-4-1
11/29/92	337 Trudeau vs. Buf.	26-41-337-0-1
11/15/92	330 George vs. NE	18-35-330-2-3
1/ 2/94	330 George vs. Buf.	30-48-330-1-0
9/30/90	329 Trudeau at Phil.	19-40-329-3-1
12/20/92	328 George vs. Pho.	25-41-328-1-1
11/15/59	324 Unitas vs. GB@M	19-33-324-3-0
11/ 6/60	324 Unitas vs. GB	20-29-324-4-1
10/31/65	324 Unitas at SF	23-34-324-4-0
12/15/63	323 Unitas vs. Rams	21-37-323-1-0
11/20/77	322 Jones vs. NYJ	23-36-322-2-1
10/10/65	319 Unitas vs. Det.	18-24-319-3-1
10/19/69	319 Unitas at NO	20-28-319-3-0
10/ 8/95	319 Harbaugh at Mia.	25-33-319-3-0
12/14/86	318 Hogeboom vs. Buf.	23-33-318-2-0

Date	Player	C-A-YDS-TD-IN
10/18/92	318 George vs. SD	27-39-318-2-2
10/12/86	315 Trudeau vs. NO	24-44-315-2-1
11/18/56	314 Unitas at Det.	17-30-314-0-1
12/16/61	314 Unitas at SF	19-34-314-3-0
10/21/90	312 Trudeau vs. Den.	24-39-312-2-1
10/11/81	310 Jones vs. Cin.	22-30-310-1-2
10/ 2/60	307 Unitas vs. Chi.	14-27-307-4-0
9/28/75	307 Jones vs. Raid.	21-43-307-1-1
11/ 9/75	306 Jones at Buf.	14-22-306-2-1
11/21/65	305 Unitas vs. Phil.	19-32-305-2-1
11/25/79	304 Landry vs. Mia.	25-42-304-3-1
10/29/61	302 Unitas vs. Chi.	20-36-302-2-2
10/ 6/68	302 Morrall vs. Chi.	14-25-302-4-1
9/19/76	301 Jones vs. Cin.	14-29-301-3-3
9/ 1/91	301 George vs. NE	27-42-301-1-2
10/26/69	300 Unitas vs. SF	19-37-300-2-3

*Post Season Game

LEADERS: Johnny Unitas, 27; Bert Jones, 8; Jeff George, 7; Jack Trudeau, 5; Earl Morrall, 2; Gary Hogeboom, 1; Greg Landry, 1; Jim Harbaugh, 1

AGAINST OPPONENT: 49ers, 6; Lions, 5; Jets, 5; Redskins, 4; Bills, 4; Bears, 3; Dolphins, 3; Patriots, 3; Falcons, 2; Bengals, 2; Packers, 2; Vikings, 2; Saints, 2; Eagles, 2; Cardinals, 1; Browns, 1; Broncos, 1; Raiders, 1; Giants, 1; Chargers, 1; Rams, 1; Cowboys, 0; Oilers, 0; Chiefs, 0; Steelers, 0; Seahawks, 0; Buccaneers, 0; Panthers, 0; Jaguars, 0; Ravens, 0

100-YARD RECEPTION GAMES (160)

Date	Player	No-Yds
11/10/57	Berry at Wash.	12-224
10/24/76	Carr at NYJ	5-210
11/ 7/93	Langhorne at Wash.	12-203
9/19/76	Carr vs. Cin.	6-198
10/30/60	Berry at Dal.	4-195
9/28/70	Hinton vs. KC	11-190
9/18/78	Carr at NE	6-187
10/23/60	Berry at Det.	11-186
9/24/67	Richardson at Phil.	11-184
11/ 9/58	Moore at NYG	6-181
11/26/60	Berry vs. SF	9-181
12/ 8/57	Moore at SF	6-180
12/28/58	*Berry at NYG	12-178
11/16/86	Brooks at NYJ	9-177
12/11/83	Henry at Den.	8-169
11/29/59	Berry vs. Rams	7-168
10/10/65	Orr vs. Det.	9-167
11/21/65	Moore vs. Phil.	7-163
11/15/92	Johnson vs. NE	7-163
10/ 4/87	Murray at Buf.	7-161
9/23/68	Orr at Atl.	5-160
11/10/68	Orr at Det.	5-160
10/ 1/89	Brooks at NYJ	7-159
11/23/58	Moore vs. Rams	6-157
11/ 1/59	Berry vs. Cle.	11-156
9/ 8/96	Dilger at NYJ	7-156
11/18/56	Berry at Det.	6-155
10/29/61	Moore vs. Chi.	7-155
10/21/62	Orr at Chi.	7-155
10/21/90	Hester vs. Den.	8-152
11/24/68	Richardson vs. Minn.	6-150
9/28/58	Berry vs. Det.	10-149
11/10/63	Berry vs. Det.	5-148
12/22/68	*Richardson vs. Minn.	6-148
12/15/57	Berry at Rams	7-146
10/26/69	Orr vs. SF	8-146
9/13/87	Brooks vs. Cin.	6-146
10/ 4/64	Orr vs. Rams	5-145
9/27/81	Butler vs. Mia.	4-145
12/ 8/63	Mackey vs. Minn.	5-144
10/10/93	Dawkins vs. Dal.	8-144
10/ 1/61	Moore vs. Minn.	5-143
9/18/66	Mackey at Minn.	6-143
10/ 2/60	Moore vs. Chi.	4-140
11/26/60	Moore vs. SF	5-139
12/ 4/60	Moore vs. Det.	4-139
10/16/88	Brooks vs. TB	7-139
12/ 6/64	Orr vs. Det.	5-138
11/ 6/60	Berry vs. GB	10-137
11/ 6/60	Moore vs. GB	8-137
11/12/72	Havrilak at SF	6-136
11/ 9/75	Carr at Buf.	2-136

Date	Player	No-Yds
12/10/89	Rison vs. Cle.	5-135
11/12/67	Perkins at Atl.	5-134
12/ 7/69	Hinton vs. Det.	5-134
12/ 8/62	Orr vs. Wash.	6-133
12/ 7/80	Carr at Cin.	7-133
10/30/66	Mackey at Rams	5-132
12/16/62	Berry vs. Minn.	8-131
11/ 6/66	Berry vs. Wash.	10-131
11/ 6/66	Orr vs. Wash.	5-131
12/15/63	Berry vs. Rams	7-130
9/ 2/79	Washington at KC	13-130
10/29/89	Rison vs. NE	6-129
12/23/56	Mutscheller vs. Wash.	6-128
12/ 8/63	Berry vs. Minn.	8-127
10/23/94	Faulk vs. Wash.	8-127
10/11/53	Taliaferro at Chi.	5-126
12/27/59	*Moore vs. NYG	3-126
9/17/67	Mackey vs. Atl.	8-126
11/17/68	Richardson vs. St.L	5-126
10/ 2/54	B. Young vs. NYG	2-125
12/12/65	Berry vs. GB	10-125
12/13/70	Jefferson at Buf.	5-125
11/ 7/76	L. Mitchell at SD	8-125
10/15/95	Dilger vs. SF	7-125
12/ 3/67	Hawkins vs. Dal.	8-124
10/31/71	Perkins vs. Pit.	2-124
11/ 6/78	Carr vs. Wash.	4-124
10/ 3/59	Berry vs. Chi.	8-123
11/ 8/64	Orr at Chi.	6-123
12/17/95	Dawkins vs. SD	6-123
12/ 8/62	Berry vs. Wash.	11-122
12/18/77	Chester vs. NE	4-122
11/11/79	Washington at Mia.	10-121
10/26/80	Carr vs. St.L	9-120
9/16/84	Porter vs. St.L	4-120
10/ 4/58	Moore vs. Chi.	3-118
10/25/59	Berry vs. GB	10-117
12/ 4/60	Berry vs. Det.	10-117
12/ 1/63	Matte at Wash.	7-116
11/ 1/59	Moore vs. Cle.	5-115
12/ 5/59	Moore at SF	6-115
1/ 3/71	Hinton vs. Raid.	5-115
11/30/58	Berry vs. SF	9-114
9/24/72	Havrilak vs. NYJ	4-115
9/24/72	Mitchell vs. NYJ	8-114
12/12/76	Carr vs. Buf.	4-114
12/13/81	Carr at Wash.	6-114
10/ 2/60	Berry vs. Chi	7-113
10/19/69	Orr at NO	5-113
9/29/85	Butler at NYJ	4-113
11/25/56	Mutscheller vs. Rams	5-112
10/15/61	Mutscheller at Chi.	4-112

RECORDS

Date	Player	No-Yds	Date	Player	No-Yds
11/27/77	McCauley at Den.	11-112	9/23/73	Doughty vs. NYJ	5-105
11/14/93	Langhorne vs. NYJ	8-112	10/26/75	M. Johnson at NYJ	3-105
12/ 1/63	Orr at Wash.	7-111	11/23/86	Brooks at Hou.	7-105
10/10/71	Mitchell at Buf.	6-111	9/22/91	Johnson vs. Det.	9-105
10/ 8/89	Brooks vs. Buf.	5-111	10/18/92	Hester vs. SD	8-105
11/ 4/62	Orr at SF	5-110	10/ 1/94	Dawkins at Buf.	6-105
10/ 1/67	Perkins vs. SF	5-110	11/13/60	Berry at Chi.	6-104
12/18/77	Doughty vs. NE	5-110	10/ 6/68	Mackey vs. Chi.	7-104
9/26/93	Hester vs. Cle.	7-110	10/ 6/68	Orr vs. Chi.	2-104
10/21/56	Mutscheller at Chi.	5-109	10/27/85	Capers vs. GB	5-104
11/ 8/59	Moore at Wash.	4-109	9/30/90	Bentley at Phil.	3-104
10/21/73	Doughty at Det.	3-109	12/13/92	Cash at NYJ	7-104
10/27/85	Bouza vs. GB	6-109	11/ 8/59	Mutscheller at Wash.	6-103
10/12/58	Moore vs. GB@M	6-108	11/22/64	Mackey at Rams	4-103
12/17/66	Orr at SF	4-108	12/15/96	Harrison at KC	6-103
9/14/80	Carr vs. Pit.	6-108	11/25/65	Mackey at Det.	5-102
10/31/88	Brooks vs. Den.	3-108	12/15/74	Chester vs. NYJ	8-102
11/19/89	Rison vs. NYJ	5-108	11/ 9/75	Doughty at Buf.	3-102
10/20/57	Mutscheller at Det.	5-107	11/20/77	Chester vs. NYJ	5-102
11/15/64	Moore vs. Minn.	3-107	12/28/58	*Moore at NYG	6-101
9/28/75	Doughty vs. Raid.	5-106	10/15/78	Doughty vs. NYJ	7-101
10/10/76	Chester vs. Mia.	5-106	11/26/89	Brooks vs. SD	8-101
11/17/91	Brooks vs. Chi.	7-106	11/19/95	Dawkins at NE	4-101
11/29/92	Arbuckle vs. Buf.	9-106	10/20/57	Moore at Det.	6-100
12/ 5/96	Harrison vs. Phil.	6-106	11/18/62	Orr at GB	5-100
10/31/54	Edwards at Wash.	8-105	10/24/65	Orr vs. Rams	5-100
12/16/61	Orr at SF	4-105	10/31/71	Richardson vs. Pit.	4-100
11/17/68	Mackey vs. St.L	5-105	11/10/91	Hester at NYJ	5-100

LEADERS: Raymond Berry, 24; Lenny Moore, 19; Jimmy Orr, 18; Roger Carr, 10; Bill Brooks, 9; John Mackey, 8; Glenn Doughty, 6; Jim Mutscheller, 6; Willie Richardson, 5; Raymond Chester, 4; Sean Dawkins, 4; Jessie Hester, 4; Eddie Hinton, 3; Ray Perkins, 3; Andre Rison, 3; Ray Butler, 2; Ken Dilger, 2; Marvin Harrison, 2; Sam Havrilak, 2; Anthony Johnson, 2; Reggie Langhorne, 2; Tom Mitchell, 2; Joe Washington, 2; Charles Arbuckle, 1; Albert Bentley, 1; Matt Bouza, 1; Wayne Capers, 1; Kerry Cash, 1; Dan Edwards, 1; Marshall Faulk, 1; Alex Hawkins, 1; Bernard Henry, 1; Roy Jefferson, 1; Marshall Johnson, 1; Tom Matte, 1; Don McCauley, 1; Lydell Mitchell, 1; Walter Murray, 1; Tracy Porter, 1; George Taliaferro, 1; Buddy Young, 1

AGAINST OPPONENT: Jets, 16; Lions, 15; Redskins, 15; Bears, 14; 49ers, 12; Bills, 9; Rams, 9; Packers, 8; Vikings, 8; Patriots, 6; Giants, 5; Cardinals, 4; Browns, 4; Broncos, 4; Chargers, 4; Eagles, 4; Falcons, 3; Bengals, 3; Chiefs, 3; Cowboys, 3; Dolphins, 3; Steelers, 3; Raiders, 2; Oilers, 1; Saints, 1; Buccaneers, 1; Seahawks, 0; Panthers, 0; Jaguars, 0; Ravens, 0

TWO 100-YARD RECEIVERS: Mutscheller (107), Moore (100) at Det. 10/20/57; Berry (178), Moore (101) at NYG 12/28/58*; Berry (156), Moore (115) vs. Cle. 11/1/59; Moore (109), Mutscheller (103) at Wash. 11/8/59; Moore (140), Berry (113) vs. Chi. 10/2/60; Berry (137), Moore (137) vs. GB 11/6/60; Berry (181), Moore (139) vs. SF 11/26/60; Moore (139), Berry (117) vs. Det. 12/4/60; Orr (133), Berry (122) vs. Wash. 12/8/62; Matte (116), Orr (111) at Wash. 12/1/63; Mackey (144), Berry (127) vs. Min. 12/8/63; Berry (131), Orr (131) vs. Wash. 11/6/66; Mackey (104), Orr (104) vs. Chi. 10/6/68; Richardson (126), Mackey (105) vs. St.L 11/17/68; Perkins (124), Richardson (100) vs. Pit. 10/31/71; Havrilak (115), T. Mitchell (114) vs. NYJ 9/24/72; Carr (136), Doughty (102) at Buf. 11/9/75; Chester (122), Doughty (110) vs. NE 12/18/77; Bouza (109), Capers (104) vs. GB 10/27/85 **Total 19**

10+ RECEIVING GAMES (30)

Date	Player	No-Yds	Date	Player	No-Yds
12/15/74	Mitchell vs. NYJ	13- 82	9/ 1/91	Johnson vs. NE	11- 87
9/ 2/79	Washington at KC	13-130	9/28/58	Berry vs. Det.	10-149
11/10/57	Berry at Wash.	12-224	10/25/59	Berry vs. GB	10-117
12/28/58	*Berry at NYG	12-178	11/ 6/60	Berry vs. GB	10-137
11/28/76	Mitchell vs. NYJ	12- 64	12/ 4/60	Berry vs. Det.	10-117
11/ 7/93	Langhorne at Wash.	12-203	12/12/65	Berry vs. GB	10-125
11/ 1/59	Berry vs. Cle.	11-156	11/ 6/66	Berry vs. Wash.	10-131
10/23/60	Berry at Det.	11-186	11/12/78	McCauley at Sea.	10- 88
12/ 8/62	Berry vs. Wash.	11-122	11/11/79	Washington at Mia.	10-121
9/24/67	Richardson at Phil.	11-184	11/18/79	McCauley at NE	10- 80
9/28/70	Hinton vs. KC	11-190	12/ 2/79	Washington at NYJ	10- 57
11/10/74	Mitchell vs. Den.	11- 90	9/15/91	Johnson at Raid.	10- 89
11/27/77	McCauley at Den.	11-112	11/24/91	Brooks vs. GB@M	10- 70
10/11/81	Dickey vs. Cin.	11- 88	11/ 7/93	Johnson at Wash.	10- 83
11/ 8/81	McMillan vs. NYJ	11- 68	12/ 1/96	Faulk vs. Buf.	10- 78

LEADERS: Raymond Berry 11; Anthony Johnson, 3; Don McCauley, 3; Lydell Mitchell, 3; Joe Washington, 3; Bill Brooks, 1; Curtis Dickey, 1; Marshall Faulk, 1; Eddie Hinton, 1; Reggie Langhorne, 1; Randy McMillan, 1; Willie Richardson, 1

TWO 10+ RECEIVERS: Langhorne (12), Johnson (10) at Wash. 11/7/93

YEAR-BY-YEAR LEADERS

SCORING					RUSHING						
Year	Name	TD	PAT	FG	TP	Player	Yards	Attempts	Avg.	Long	TD
1953	Bert Rechichar	3	0-0	5-12	33	John Huzvar	515	119	4.3	36	4
1954	Gary Kerkorian	1	11-12	5-10	32	Buddy Young	311	70	4.4	57	2
1955	Bert Rechichar	0	25-26	10-24	55	Alan Ameche	961	213	4.5	79	9
1956	Lenny Moore	9	0-0	0-0	54	Alan Ameche	858	178	4.8	43	8
1957	Lenny Moore	11	0-0	0-0	66	Alan Ameche	493	144	3.4	49	5
1958	Lenny Moore	14	0-0	0-0	84	Alan Ameche	791	171	4.6	22	8
1959	Raymond Berry	14	0-0	0-0	84	Alan Ameche	679	178	3.8	26	7
1960	Lenny Moore	13	0-0	0-0	78	Lenny Moore	374	91	4.1	57	4
1961	Steve Myhra	0	33-34	21-39	96	Joe Perry	675	168	4.0	27	3
1962	Dick Bielski	2	25-28	11-25	70	Lenny Moore	470	106	4.4	25	2
1963	Jim Martin	0	32-35	24-39	104	Tom Matte	541	133	4.1	31	4
1964	Lenny Moore	20	0-0	0-0	120	Lenny Moore	584	157	3.7	32	16
1965	Lou Michaels	0	48-48	17-28	99	Jerry Hill	516	147	3.5	20	5
1966	Lou Michaels	0	35-36	21-39	98	Tony Lorick	524	143	3.7	41	3
1967	Lou Michaels	0	46-48	20-37	106	Tom Matte	636	147	4.3	30	9
1968	Lou Michaels	0	48-50	18-28	102	Tom Matte	662	183	3.6	23	9
1969	Tom Matte	13	0-0	0-0	78	Tom Matte	909	235	3.9	26	11
1970	Jim O'Brien	0	36-38	19-34	93	Norm Bulaich	426	139	3.0	15	3
1971	Jim O'Brien	0	35-36	20-29	95	Norm Bulaich	741	152	4.9	67	8
1972	Jim O'Brien	2	24-24	13-31	75	Don McCauley	675	178	3.8	36	2
1973	George Hunt	0	22-24	16-28	70	Lydell Mitchell	963	253	3.8	36	2
1974	Toni Linhart	0	22-22	12-20	58	Lydell Mitchell	757	214	3.5	31	5
1975	Lydell Mitchell	15	0-0	0-0	90	Lydell Mitchell	1193	289	4.1	70	11
1976	Toni Linhart	0	49-51	20-27	109	Lydell Mitchell	1200	289	4.2	43	5
1977	Toni Linhart	0	32-35	17-26	83	Lydell Mitchell	1159	301	3.9	64	3
1978	Toni Linhart	0	27-31	8-17	51	Joe Washington	956	240	4.0	29	0
1979	Steve Mike-Mayer	0	28-29	11-20	61	Joe Washington	884	242	3.6	26	4
1980	Steve Mike-Mayer	0	43-46	12-23	79	Curtis Dickey	800	176	4.5	51	11
1981	Curtis Dickey	10	0-0	0-0	60	Curtis Dickey	779	164	4.8	67	7
1982	Mike Wood	0	6-6	6-10	24	Randy McMillan	305	101	3.0	13	1
1983	Raul Allegre	0	22-24	30-35	112	Curtis Dickey	1122	254	4.4	56	4
1984	Raul Allegre	0	14-14	11-18	47	Randy McMillan	705	163	4.3	31	5
1985	Raul Allegre	0	36-39	16-26	84	Randy McMillan	858	190	4.5	38	7
1986	Dean Biasucci	0	26-27	13-25	65	Randy McMillan	609	189	3.2	28	3
1987	Dean Biasucci	0	24-24	24-27	96	Eric Dickerson	1011	223	4.5	53	5
1988	Dean Biasucci	0	39-40	25-32	114	Eric Dickerson	1659	388	4.3	41	14
1989	Dean Biasucci	0	31-32	21-27	94	Eric Dickerson	1311	314	4.2	21	7
1990	Dean Biasucci	0	32-33	17-24	83	Eric Dickerson	677	166	4.1	43	4
1991	Dean Biasucci	0	14-14	15-26	59	Eric Dickerson	536	167	3.2	28	2
1992	Dean Biasucci	0	24-24	16-29	72	Anthony Johnson	592	178	3.3	19	0
1993	Dean Biasucci	0	15-16	26-31	93	Roosevelt Potts	711	179	4.0	34	0
1994	Dean Biasucci	0	37-37	16-24	85	Marshall Faulk	1282	314	4.1	52	11
1995	Marshall Faulk	14	0-0	0-0	84	Marshall Faulk	1078	289	3.7	40	11
1996	Cary Blanchard	0	27-27	36-40	135	Marshall Faulk	198	587	3.0	43	7

Comple-												
PASSING	Attempts	tions	Pct.	Yards	TD	Int	PASS RECEPTIONS	No.	Yards	Avg.	Long	TD
1953	Fred Enke	169	71	42.0	1054	8	Dan Edwards	35	312	8.9	32	3
1954	Gary Kerkorian	217	117	53.9	1515	9	Dan Edwards	40	531	13.3	42	1
1955	George Shaw	237	119	50.2	1586	10	Jim Mutscheller	33	518	15.7	48	7
1956	John Unitas	198	110	55.6	1498	9	Jim Mutscheller	44	715	16.3	53	6
1957	John Unitas	301	172	57.1	2550	24	Raymond Berry	47	800	17.0	67	6
1958	John Unitas	263	136	51.7	2007	19	Raymond Berry	56	794	14.2	54	9
1959	John Unitas	367	193	52.6	2899	32	Raymond Berry	66	959	14.5	55	14
1960	John Unitas	378	190	50.3	3099	25	Raymond Berry	74	1298	17.5	70	10
1961	John Unitas	420	229	54.5	2990	16	Raymond Berry	75	837	11.6	44	0
1962	John Unitas	389	222	57.1	2967	23	Jimmy Orr	55	974	17.7	80	11
1963	John Unitas	410	237	57.8	3481	20	Tom Matte	48	466	9.7	49	1
1964	John Unitas	305	158	51.8	2824	19	Raymond Berry	43	663	15.4	46	6
1965	John Unitas	282	164	58.2	2530	23	Raymond Berry	58	739	12.7	40	7
1966	John Unitas	348	195	56.0	2748	22	Raymond Berry	56	786	14.0	40	7
1967	John Unitas	436	255	58.5	3428	20	Willie Richardson	63	860	13.7	31	8
1968	Earl Morrall	317	182	57.4	2909	26	John Mackey	45	644	14.3	45	5
1969	John Unitas	327	178	54.4	2342	12	Willie Richardson	43	646	15.0	39	3
1970	John Unitas	321	166	51.7	2213	14	Eddie Hinton	47	733	15.3	40	5
1971	John Unitas	176	92	52.3	942	3	Tom Mitchell	33	402	12.2	35	0
1972	Marty Domres	222	115	51.8	1392	11	Tom Mitchell	40	494	12.3	34	4
1973	Marty Domres	191	93	48.7	1153	9	Glenn Doughty	25	587	23.5	66	4
1974	Bert Jones	270	143	53.0	1610	8	Lydell Mitchell	72	544	7.6	24	2
1975	Bert Jones	344	203	59.0	2483	18	Lydell Mitchell	60	544	9.1	35	4
1976	Bert Jones	343	207	60.4	3104	24	Lydell Mitchell	60	555	9.3	40	3
1977	Bert Jones	393	224	57.0	2686	17	Lydell Mitchell	71	620	8.7	38	4
1978	Bill Troup	296	154	52.0	1882	10	Joe Washington	45	377	8.4	33	1
1979	Greg Landry	457	270	59.1	2932	15	Joe Washington	82	750	9.1	43	3
1980	Bert Jones	446	248	55.6	3134	23	Roger Carr	61	924	15.1	43	5
1981	Bert Jones	426	244	57.3	3094	21	Randy McMillan	50	466	9.3	31	1
1982	Mike Pagel	221	111	50.2	1281	5	Matt Bouza	22	287	13.0	34	2
1983	Mike Pagel	328	163	49.7	2353	12	Bernard Henry	30	416	13.9	40	4
1984	Mike Pagel	212	114	53.8	1426	8	Ray Butler	43	664	15.4	74	6
1985	Mike Pagel	394	199	50.5	2414	14	Pat Beach	36	376	10.4	30	6
1986	Jack Trudeau	417	204	48.9	2225	8	Matt Bouza	71	830	11.7	33	5
1987	Jack Trudeau	229	128	55.9	1587	6	Bill Brooks	51	722	14.2	52	3
1988	Chris Chandler	233	129	55.4	1619	8	Bill Brooks	54	867	16.1	53	3
1989	Jack Trudeau	362	190	52.5	2317	15	Bill Brooks	63	919	14.6	55	4
1990	Jeff George	334	181	54.2	2152	16	Albert Bentley	71	664	9.4	73	2
1991	Jeff George	485	292	60.2	2910	10	Bill Brooks	72	888	12.3	46	4
1992	Jeff George	306	167	54.6	1963	7	Reggie Langhorne	65	811	12.5	34	1
1993	Jeff George	407	234	57.5	2526	8	Reggie Langhorne	85	1038	12.2	72	3
1994	Jim Harbaugh	202	125	61.9	1440	9	Floyd Turner	52	593	11.4	28	6
1995	Jim Harbaugh	314	200	63.7	2575	17	Marshall Faulk	56	475	8.5	34	3
1996	Jim Harbaugh	405	232	57.3	2630	13	Marvin Harrison	64	836	13.1	41	8

RECORDS

KICKOFF RETURNS

	No.	Yards	Avg.	Long	TD
1953 Larry Coutre	12	318	26.5	78	0
1954 Buddy Young	13	308	23.7	30	0
1955 Bob White	14	400	28.6	54	0
1956 Billy Vessels	16	379	23.7	42	0
1957 Jack Call	14	329	23.5	45	0
1958 Lenny Lyles	11	398	36.2	103t	2
1959 Johnny Sample	17	457	26.9	80	0
1960 Johnny Sample	18	519	28.8	94	1
1961 Lenny Lyles	28	672	24.0	64	0
1962 Bake Turner	20	504	25.2	37	0
1963 Tom Matte	16	331	20.7	34	0
1964 Tony Lorick	13	385	29.6	71	0
1965 Alvin Haymond	20	614	30.7	53	0
1966 Lenny Moore	18	453	25.2	54	0
1967 Lenny Moore	16	392	24.4	37	0
1968 Preston Pearson	15	527	30.4	102t	2
1969 Jim Duncan	19	560	29.5	92	1
1970 Jim Duncan	20	707	35.4	99	1
1971 Charlie Pittman	14	330	23.6	37	0
1972 Bruce Laird	29	843	29.1	73	0
1973 Cotton Speyrer	17	496	29.1	101t	1
1974 Bruce Laird	19	499	26.3	55	0
1975 Bruce Laird	31	799	25.8	65	0
1976 Howard Stevens	30	710	23.7	83	0
1977 Bruce Laird	24	541	22.5	35	0
1978 Marshall Johnson	41	927	22.6	57	0
1979 Nesby Glasgow	50	1126	22.5	58	0
1980 Nesby Glasgow	33	743	22.5	44	0
1981 Zachary Dixon	36	737	20.5	46	0
1982 Larry Anderson	27	517	19.1	33	0
1983 Kendall Williams	20	490	24.5	90	0
1984 Phil Smith	32	651	20.3	96t	1
1985 Albert Bentley	27	674	25.0	48	0
1986 Albert Bentley	32	687	21.5	37	0
1987 Albert Bentley	22	500	22.7	45	0
1988 Albert Bentley	39	775	19.9	40	0
1989 Clarence Verdin	19	371	19.5	29	0
1990 Stacey Simmons	19	348	18.3	34	0
1991 Clarence Verdin	36	689	19.1	88t	1
1992 Clarence Verdin	39	815	20.9	42	0
1993 Clarence Verdin	50	1050	21.0	38	0
1994 Ronald Humphrey	35	783	22.4	95t	1
1995 Aaron Bailey	21	495	23.6	95t	1
1996 Aaron Bailey	43	1041	24.2	95t	1

PUNT RETURNS

	No.	Yards	Avg.	Long	TD	FC
George Talaferro	10	31	3.1	7	0	
Buddy Young	14	60	4.3	16	0	
Bert Rechichar	30	121	4.0	24	0	
Carl Taseff	27	233	8.6	90	1	
Bert Rechichar	22	71	3.2	22	0	
Carl Taseff	29	196	6.8	33	0	
Carl Taseff	15	104	6.9	25	0	
Johnny Sample	14	101	7.2	26	0	
Bob Boyd	18	173	9.6	46	0	
Bake Turner	9	94	10.4	43	0	
Jerry Logan	28	279	10.0	38	0	0
Wendell Harris	17	214	12.6	39	0	5
Alvin Haymond	41	403	9.8	55	0	9
Alvin Haymond	40	347	8.7	64	0	8
Alvin Haymond	26	155	6.0	31	0	4
Rick Volk	25	198	7.9	24	0	7
Rick Volk	10	58	5.8	14	0	6
Ron Gardin	28	330	11.8	80	1	20
Rick Volk	22	118	5.4	18	0	20
Bruce Laird	34	303	8.9	42	0	11
Bruce Laird	15	72	4.8	13	0	6
Tim Berra	16	114	7.1	14	0	2
Howard Stevens	36	396	11.0	53	0	8
Howard Stevens	39	31	7.9	44	0	9
Howard Stevens	34	301	8.9	24	0	6
Marshall Johnson	25	143	5.7	17	0	10
Nesby Glasgow	44	352	8.0	75t	1	11
Nesby Glasgow	23	187	8.1	20	0	15
David Shula	10	50	5.0	11	0	7
Larry Anderson	8	54	6.8	28	0	4
Larry Anderson	20	138	6.9	20	0	4
Larry Anderson	27	182	6.7	19	0	7
Robbie Martin	40	443	11.1	70t	1	7
Bill Brooks	18	141	7.8	18	0	7
Bill Brooks	22	136	6.2	17	0	9
Clarence Verdin	22	239	10.9	73t	1	7
Clarence Verdin	23	296	12.9	49t	1	5
Clarence Verdin	28	352	12.6	36	0	3
Clarence Verdin	25	163	6.6	22	0	10
Clarence Verdin	24	268	11.2	84t	2	12
Clarence Verdin	30	173	5.8	24	0	17
Dewell Brewer	42	339	8.1	75t	1	8
Ray Buchanan	16	113	7.1	17	0	4
Marvin Harrison	18	177	9.8	31	0	9

INTERCEPTIONS

	No.	Yards	Avg.	Long	TD
1953 Tom Keane	11	118	10.7	35	0
1954 Don Shula	5	84	16.8	25	0
Tom Keane	5	22	4.4	7	0
1955 Bert Rechichar	6	109	18.2	40	0
1956 Bert Rechichar	4	63	15.8	42	0
1957 Milt Davis	10	219	21.9	75	2
1958 Andy Nelson	8	199	24.9	69	1
Ray Brown	8	149	18.6	30	0
1959 Milt Davis	7	119	17.0	57	1
Don Shinnick	7	70	10.0	23	0
1960 Bob Boyd	7	132	18.9	74	0
1961 Gary Glick	4	18	4.5	10	0
1962 Bob Boyd	7	163	23.3	38	0
1963 Jim Welch	4	49	12.3	15	0
1964 Bob Boyd	9	185	20.6	47	0
1965 Bob Boyd	9	78	8.7	24	1
1966 Bob Boyd	6	114	19.0	37	1
1967 Bob Boyd	6	145	24.2	41	1
Rick Volk	6	145	24.2	94	1
1968 Bob Boyd	8	160	20.0	49	1
1969 Rick Volk	4	36	9.0	23	0
1970 Jerry Logan	6	92	15.3	33	2
1971 Charlie Stukes	8	95	11.9	40	0
1972 Charlie Stukes	5	23	4.6	11	0
1973 Stan White	4	40	10.0	22	1
1974 Mike Curtis	3	24	8.0	11	0
1975 Stan White	8*	135	16.9	32	1
1976 Jackie Wallace	5	105	21.0	41	0
1977 Lyle Blackwood	10	163	16.3	37	0
1978 Norm Thompson	6	52	8.7	31	0
1979 Sanders Shiver	4	85	21.2	52	0
Lyle Blackwood	4	63	15.8	27	0
Larry Brazier	4	49	12.2	31t	1
1980 Bruce Laird	5	71	14.2	18	0
1981 Bruce Laird	3	59	19.7	24	0
Larry Brazier	3	35	11.7	27	0
1982 Kim Anderson	2	25	12.5	25	0
1983 Derrick Hatchett	4	36	9.0	25	0
1984 Eugene Daniel	6	25	4.2	18	0
1985 Eugene Daniel	8	53	6.6	29	0
1986 Leonard Coleman	4	36	9.0	31	0
1987 Mike Prior	6	57	9.5	38	0
1988 Willie Tullis	4	36	9.0	20	0
1989 Keith Taylor	7	225	32.1	80t	1
1990 Mike Prior	3	66	22.0	36	0
1991 John Baylor	4	50	12.5	32	0
1992 Mike Prior	6	44	7.3	19	0
1993 Ray Buchanan	4	45	11.3	28	0
1994 Ray Buchanan	8	221	27.6	90t	3
1995 Eugene Daniel	3	142	47.3	97t	1
Ashley Ambrose	3	12	4.0	7	0
1996 Jason Belsir	4	81	20.3	44t	2

*NFL Record (Linebackers)

PUNTING

	No.	Yards	Avg.	Long	Bk
George Talaferro	65	2437	37.5	61	0
Cotton Davidson	72	2678	37.2	55	1
Monte Brethauer	55	2161	39.3	56	0
Bert Rechichar	33	1277	38.7	56	0
Cotton Davidson	47	1663	35.4	56	0
Ray Brown	41	1635	39.9	60	0
Dave Sherer	51	2132	41.8	60	0
Ray Brown	52	2001	38.5	55	0
Tom Gilburg	42	1804	43.0	61	0
Tom Gilburg	57	2384	41.8	62	0
Tom Gilburg	52	2173	41.8	64	0
Joe Don Looney	32	1358	42.4	64	0
Tom Gilburg	54	2139	39.6	66	0
David Lee	49	2233	45.6	64	1
David Lee	49	2079	42.4	68	0
David Lee	49	1833	39.4	59	1
David Lee	57	2580	45.3	66	0
David Lee	63	2820	44.7	62	1
David Lee	62	2542	41.0	76	0
David Lee	57	2400	42.1	60	1
David Lee	62	2398	38.7	60	2
David Lee	71	2634	37.1	58	1
David Lee	86	3402	39.6	62	1
David Lee	59	2342	39.7	56	0
David Lee	82	3142	38.3	59	2
David Lee	92	3513	38.2	67	2
Bucky Dilts	99	3657	36.9	53	2
Mike Bragg	82	3203	39.1	59	2
Mike Garrett	78	3071	39.4	57	0
Rohn Stark	46	2044	44.4	60	0
Rohn Stark	91	4124	45.3*	68	0
Rohn Stark	98	4393	44.7	72	0
Rohn Stark	78	3584	45.9*	68	2
Rohn Stark	76	3432	45.2*	63	0
Rohn Stark	61	2440	40.0	63	2
Rohn Stark	64	2784	43.5	65	0
Rohn Stark	79	3392	42.9	64	1
Rohn Stark	71	3084	43.4	61	1
Rohn Stark	82	3492	42.6	65	0
Rohn Stark	83	3716	44.8	64	0
Rohn Stark	83	3595	43.3	65	0
Rohn Stark	73	3092	42.4	60	1
Chris Gardocki	63	2681	42.6	69	0
Chris Gardocki	68	3105	45.7	61	0

COLTS LASTS

100 YARDS RUSHING

101, Marshall Faulk vs. Philadelphia, 12/5/96

150 YARDS RUSHING

177, Marshall Faulk vs. St.L. Rams, 10/1/95

TWO 100+ RUSHERS (total 3)

(117) Randy McMillan, (100) Albert Bentley vs. Buffalo, 10/6/85

TWO TDs RUSHING

2, Marshall Faulk vs. Philadelphia, 12/5/96

THREE TDs RUSHING

3, Marshall Faulk vs. St.L. Rams, 10/1/95

RUSHING TD BY QB

12t, Jim Harbaugh at New York Jets, 9/8/96

300 YARDS PASSING

319, Jim Harbaugh at Miami, 10/8/95

350 YARDS PASSING

376, Jeff George at Washington, 11/7/93

400 YARDS PASSING

401, John Unitas vs. Atlanta, 9/17/67

THREE TDs PASSING

3, Jim Harbaugh at Kansas City, 12/15/96

FOUR TDs PASSING

4, Jack Trudeau vs. Miami, 12/17/89

TD PASS OTHER THAN QB

63t, RB-Curtis Dickey vs. Cardinals, 9/16/84

100 YARDS RECEIVING BY WR

103, Marvin Harrison at Kansas City, 12/15/96

100 YARDS RECEIVING BY RB

127, Marshall Faulk vs. Washington, 10/30/94

100 YARDS RECEIVING BY TE

156, Ken Dilger at New York Jets, 9/8/96

TWO 100+ RECEIVERS (total of 16)

(109) Matt Bouza, (104) Wayne Capers vs. Green Bay, 10/27/85

150 YARDS RECEIVING BY WR

203, Reggie Langhorne at Washington, 11/7/93

10+ RECEPTIONS BY WR

12, Reggie Langhorne at Washington, 11/7/93

10+ RECEPTIONS BY RB

10, Marshall Faulk vs. Buffalo, 12/1/96

TWO TDs RECEIVING

3, 37, 5, Marvin Harrison at Kansas City, 12/15/96

TD RECEPTION BY RB

2t, Zack Crockett vs. Arizona, 9/1/96

TDs RUSHING AND RECEIVING

Marshall Faulk (13r/18p) at Buffalo, 9/17/95

THREE TOUCHDOWNS

Marvin Harrison (3 rec.) at Kansas City 12/15/96

THREE FIELD GOALS

Cary Blanchard vs. Philadelphia, 12/5/96

FOUR FIELD GOALS

Cary Blanchard vs. New York Jets, 11/17/96

PUNT RETURNED FOR TD

75t, Dewell Brewer vs. Miami, 12/18/94

PUNT BLOCKED BY COLTS

Chris Goode vs. Miami, 12/17/89

PUNT BLOCKED FOR TD

Albert Bentley vs. San Francisco, 9/10/89

KICKOFF RETURNED FOR TD

95t, Aaron Bailey at Cincinnati, 12/22/96

INTERCEPTION RETURNED FOR TD

21t, Jason Belser at Cincinnati, 12/22/96

TWO INTERCEPTIONS

2, Jason Belser vs. Philadelphia, 12/5/96

THREE INTERCEPTIONS

3, Mike Prior vs. Phoenix, 12/20/92

FUMBLE RETURNED FOR TD

32t, Tony Bennett at New York Jets, 9/10/95

SHUTOUT SCORED

Indianapolis 6, at New England 0, 12/6/92

SAFETY

Richard Dent vs. New York Jets, 11/17/96

RECORDS

OPPONENTS LASTS

- 100 YARDS RUSHING**
141, Curtis Martin at New England, 11/24/96
- 150 YARDS RUSHING**
179, Barry Foster at Pittsburgh, 9/18/94
- TWO 100+ RUSHERS (total of 5)**
Thurman Thomas (117), Kenneth Davis (108) at Buffalo, 10/13/91
- TWO TDs RUSHING**
2, Karim Abdul-Jabbar at Miami, 11/10/96
- THREE TDs RUSHING**
3, Terry Allen at Washington, 10/27/96
- RUSHING TD BY QB**
2t, Kerry Collins at Carolina, 12/3/95
- 300 YARDS PASSING**
352, Frank Reich vs. New York Jets, 11/17/96
- 350 YARDS PASSING**
352, Frank Reich vs. New York Jets, 11/17/96
- 400 YARDS PASSING**
469, Vinny Testaverde vs. Tampa Bay, 10/16/88
- THREE TDs PASSING**
3, Jeff Blake at Cincinnati, 12/22/96
- FOUR TDs PASSING**
4, Dan Marino vs. Miami, 11/26/95
- TD PASS OTHER THAN QB**
11t, RB-Keith Byers at Miami, 10/24/93
- 100 YARDS RECEIVING BY WR**
113, Quinn Early vs. Buffalo, 12/1/96
- 100 YARDS RECEIVING BY RB**
111, Thurman Thomas at Buffalo, 10/6/96
- 100 YARDS RECEIVING BY TE**
118, Tony McGee vs. Cincinnati, 9/3/95
- 200 YARDS RECEIVING**
230, Henry Ellard at L.A. Rams, 9/17/89
- TWO 100+ RECEIVERS (total of 16)**
Bruce Hill (162), Ron Hall (121) vs. Tampa Bay, 10/16/88
- 150 YARDS RECEIVING BY WR**
189, Jeff Graham vs. New York Jets, 11/17/96
- 10+ RECEPTIONS BY WR**
10, Tony Martin vs. San Diego, 12/17/95
- 10+ RECEPTIONS BY RB**
11, Larry Centers vs. Arizona, 9/1/96
- 10+ RECEPTIONS BY TE**
12, Ben Coates vs. New England, 11/27/94
- TWO TDs RECEIVING**
18, 5, Kimble Anders at Kansas City, 12/15/96
- THREE TDs RECEIVING**
52, 17, 32, Jeff Graham vs. New York Jets, 11/17/96
- TD RECEPTION BY RB**
5t, Daryl Johnston at Dallas, 9/15/96
- TDs RUSHING AND RECEIVING**
(9p/6r), Leroy Thompson at New England, 12/11/94
- THREE TOUCHDOWNS**
3, Jeff Graham (3 rec.) vs. New York Jets, 11/17/96
- THREE FIELD GOALS**
4, John Carney vs. San Diego, 11/3/96
- FOUR FIELD GOALS**
4, John Carney vs. San Diego, 11/3/96
- PUNT RETURNED FOR TD**
71t, O.J. McDuffie at Miami, 10/24/93
- PUNT BLOCKED**
Michael Bates vs. Seattle, 10/2/94
- PUNT BLOCKED FOR TD**
Lawyer Tillman vs. Cleveland, 12/10/89
- KICKOFF RETURNED FOR TD**
84t, Napoleon Kaufman at Oakland, 10/22/95
- INTERCEPTION RETURNED FOR TD**
49t, Otis Smith at New York Jets, 9/10/95
- FUMBLE RETURNED FOR TD**
22t, Deion Sanders at Dallas, 9/15/96
- SHUTOUT SCORED**
New England 38 vs. Indianapolis 0, 12/26/93
- SAFETY**
Jim Harbaugh at Miami, 11/20/96

COLTS PRESEASON RESULTS

(All Games on Saturday Night unless otherwise indicated, * denotes OT)

1947 WON 0, LOST 28/22 20-29 L 7,018
8/29 0-28 L 33,106**OPPONENT**Buffalo Bills (Hershey, Pa.)
Cleveland Browns (Akron, Ohio-Rubber Bowl)**1948 WON 1, LOST 2**8/ 8 21-27 L 15,000
8/22 14-42 L 35,139
8/27 21-17 W 13,417**OPPONENT**Los Angeles Dons (Portland, Ore.-Multnomah/Civic Stadium)
San Francisco 49ers (Kezar Stadium) Sun
Cleveland Browns (Toledo, Ohio-Glass Bowl)**1949 WON 3, LOST 1**8/10 28-12 W 2,953
8/16 14-28 L 35,000
8/19 5- 0 W 9,000**OPPONENT**Buffalo Bills (Wilmington, Del.-Blue Rock Stadium)
Brooklyn-NY Yankees (Babe Ruth Stadium)
Brooklyn-NY Yankees (Allentown, Pa.-Taylor Stadium)**EXHIBITION GAME**

10/ 9 31- 0 W 4,000

Charlotte Clippers (Charlotte, NC-Charlotte Memorial Stadium)

1950 WON 0, LOST 78/13 27-30 L 15,000
8/19 7-34 L 21,000
8/24 17-21 L 17,000
8/30 14-27 L 6,000
9/ 2 21-70 L 16,380
9/ 4 17-42 L 22,500
9/10 14-16 L 17,191**OPPONENT**Pittsburgh Steelers (Memorial Stadium) Sun
Cleveland Browns (Cincinnati, Ohio-Nippert Stadium)
Chicago Bears (Memorial Stadium) Thu
San Francisco 49ers (Memorial Stadium) Wed
Los Angeles Rams (San Antonio, Texas-Alamo Stadium)
New York Yanks (Shreveport, La.-Fairgrounds Stadium) Mon
Green Bay Packers (Fairgrounds Stadium) Sun**1953 WON 3, LOST 3**8/15 7-10 L 14,000
8/22 10- 7 W 7,000
8/26 13- 6 W 15,000
9/ 7 21-23 L 20,000
9/12 6-10 L 12,000
9/20 9- 3 W 22,800**OPPONENT**Philadelphia Eagles (Norfolk, Va.-Foreman Field) Fri
Chicago Cardinals (Lubbock, Texas-Jones Stadium) Fri
Pittsburgh Steelers (Rochester, NY-St. Thomas Aquinas HS) Wed
Cleveland Browns (Akron, Ohio-Rubber Bowl) Mon
New York Giants (St. Louis, Mo.-Busch Stadium)
Washington Redskins (Memorial Stadium) Sun**1954 WON 4, LOST 1**8/14 10- 0 W 10,031
8/22 27-21 W 11,750
9/10 16-21 L 10,000
9/15 20- 2 W 18,581
9/18 49-14 W 19,380**OPPONENT**Philadelphia Eagles (Hershey, Pa.)
Pittsburgh Steelers (Forbes Field) Sun
Pittsburgh Steelers (Tulsa, Okla.-Skelly Stadium) Fri
Chicago Cardinals (Comiskey Park) Wed
Washington Redskins (Memorial Stadium)**1955 WON 3, LOST 2, TIED 1**8/13 6-21 L 8,006
TBD 61- 0 W TBD
8/30 28-28 T 23,280
9/ 6 14-17 L 20,000
9/10 24-14 W 11,872
9/18 44-17 W 20,754**OPPONENT**Philadelphia Eagles (Hershey, Pa.)
Fort Belvoir (Westminster, Md.-Westminster HS)
Washington Redskins (Minneapolis, Minn.-Parade Stadium) Tue
New York Giants (Minneapolis, Minn.) Tue
Chicago Cardinals (Comiskey Park)
Pittsburgh Steelers (Buffalo, NY-Civic Stadium) Sun**1956 WON 3, LOST 2**8/11 24-13 W 17,575
8/20 10-28 L 21,000
8/25 37-16 W 12,500
9/ 9 14-19 L 21,876
9/16 21-13 W 28,471**OPPONENT**Philadelphia Eagles (Hershey, Pa.)
New York Giants (Boston, Mass.-Braves Field) Mon
Pittsburgh Steelers (Cincinnati, Ohio-Nippert Stadium)
Philadelphia Eagles (Louisville, Ky.-Fairgrounds Stadium) Sun
Washington Redskins (Memorial Stadium) Sun**1957 WON 2, LOST 2, TIED 1**8/17 17-10 W 17,026
8/24 24-24 T 12,000
9/ 8 14-24 L 34,352
9/15 27- 9 W 17,216
9/21 21-27 L 21,182**OPPONENT**Philadelphia Eagles (Hershey, Pa.)
Chicago Bears (Cincinnati, Ohio-Nippert Stadium)
Washington Redskins (Memorial Stadium) Sun
Chicago Cardinals (Louisville, Ky.-Fairgrounds Stadium) Sun
Chicago Cardinals (St. Louis, Mo.-Busch Stadium)**1958 WON 2, LOST 3, TIED 1**8/16 28-30 L 17,000
8/23 31-31 T 14,000
8/29 7-27 L 18,131
9/ 6 10-13 L 10,000
9/14 27-21 W 11,111
9/21 42-21 W 18,747**OPPONENT**Philadelphia Eagles (Hershey, Pa.)
Chicago Cardinals (Austin, Tx.-Memorial Stadium)
Washington Redskins (Memorial Stadium) Fri
Pittsburgh Steelers (Buffalo, NY-Civic Stadium)
New York Giants (Memorial Stadium) Sun
New York Giants (Louisville, Ky.-Fairgrounds Stadium) Sun**1959 WON 4, LOST 2**8/14 29- 0 W 70,000
8/21 28- 3 W 55,000
8/28 23-10 W 22,409
9/ 4 30-21 W 39,555
9/13 13-35 L 15,928
9/20 17-31 L 16,671**OPPONENT**College All-Stars (Chicago, Ill.-Soldier Field) Fri
New York Giants (Dallas, Texas-Cotton Bowl) Fri
Washington Redskins (Memorial Stadium) Fri
Pittsburgh Steelers (Miami, Fla.-Orange Bowl) Fri
Philadelphia Eagles (Franklin Field) Sun
Chicago Cardinals (Louisville, Ky.-Fairgrounds Stadium) Sun**1960 WON 3, LOST 3**8/12 32- 7 W 70,000
8/19 14-10 W 40,000
8/26 21-31 L 14,000
9/ 2 28-34 L 3,265
9/12 30- 7 W 6,218
9/17 21-35 L 20,125**OPPONENT**College All-Stars (Chicago, Ill.-Soldier Field) Fri
Dallas Cowboys (Cotton Bowl) Fri
St. Louis Cardinals (Charleston, SC-Johnson Hagood Stadium) Fri
Pittsburgh Steelers (Miami, Fla.-Orange Bowl) Fri
Washington Redskins (Memorial Stadium) Tue
Philadelphia Eagles (Hershey, Pa.)

RESULTS

1961 WON 3, LOST 2

8/12 20-24 L 15,000
8/18 13- 3 W 10,203
8/26 41- 7 W 20,302
9/ 1 24-35 L 19,000
9/10 49-20 W 50,787

OPPONENT

Pittsburgh Steelers (Roanoke, Va.-Victory Stadium)
Minnesota Vikings (Memorial Stadium) Fri
Washington Redskins (Norfolk, Va.-Foreman Field)
Dallas Cowboys (Norman, Okla.-Owen Field) Fri
New York Giants (New Haven, Ct.-Yale Bowl) Sun

1962 WON 3, LOST 2

8/11 56-28 W 18,530
8/16 34-14 W 25,632
8/25 24-10 W 14,000
9/ 2 13-24 L 29,544
9/ 9 9-20 L 8,962

OPPONENT

Philadelphia Eagles (Hershey, Pa.)
Washington Redskins (D.C. Stadium) Thu
Dallas Cowboys (Roanoke, Va.-Victory Stadium)
Minnesota Vikings (Metropolitan Stadium) Sun
Pittsburgh Steelers (Forbes Field) Sun

1963 WON 4, LOST 1

8/10 26-21 W 18,597
8/17 21- 7 W 83,218
8/24 17-14 W 18,000
8/31 27-21 W 22,000
9/ 7 7-14 L 51,218

OPPONENT

Philadelphia Eagles (Hershey, Pa.)
Cleveland Browns (Cleveland Municipal Stadium)
Pittsburgh Steelers (Atlanta, Ga.-Ponce de Leon Stadium)
Washington Redskins (Norfolk, Va.-Foreman Field)
Chicago Bears (New Orleans, La.-Tulane Stadium)

1964 WON 3, LOST 1, TIED 1

8/ 8 28-17 W 18,500
8/14 28-28 T 46,852
8/21 21-30 L 32,069
8/27 41-14 W 45,016
9/ 6 48-17 W 10,000

OPPONENT

Philadelphia Eagles (Hershey, Pa.)
Detroit Lions (Tiger Stadium) Fri
St. Louis Cardinals (Busch Stadium) Fri
Washington Redskins (D.C. Stadium) Thu
Pittsburgh Steelers (Canton, Ohio-Fawcett Stadium-HOF) Sun

1965 WON 5, LOST 0

8/14 22-10 W 75,229
8/20 23- 3 W 48,035
8/28 38-10 W 47,186
9/ 4 33-23 W 22,117
9/11 33-14 W 11,540

OPPONENT

St. Louis Cardinals (New Orleans, La.-Tulane Stadium)
Detroit Lions (Tiger Stadium) Fri
Pittsburgh Steelers (Atlanta, Ga.-Ponce de Leon Stadium)
Washington Redskins (Norfolk, Va.-Foreman Field)
Philadelphia Eagles (Hershey, Pa.)

1966 WON 5, LOST 0

8/ 3 35- 0 W 45,805
8/13 31-17 W 41,352
8/19 33- 7 W 28,304
8/26 24-17 W 83,418
9/ 1 20- 0 W 39,766

OPPONENT

Washington Redskins (D.C. Stadium) Wed
Philadelphia Eagles (New Orleans, La.-Tulane Stadium)
St. Louis Cardinals (Busch Memorial Stadium) Fri
Cleveland Browns (Cleveland Municipal Stadium) Fri
Detroit Lions (Tiger Stadium) Fri

1967 WON 4, LOST 1

8/13 33- 3 W 29,313
8/21 5- 9 L 34,054
8/26 14- 5 W 38,367
8/31 23-17 W 47,008
9/ 9 33- 7 W 58,492

OPPONENT

Boston Patriots (Harvard Stadium) Sun
St. Louis Cardinals (Busch Memorial Stadium) Mon
Detroit Lions (Tiger Stadium)
Washington Redskins (D.C. Stadium) Fri
Dallas Cowboys (Cotton Bowl)

1968 WON 5, LOST 1

8/ 3 14-12 W 51,154
8/10 10- 0 W 31,917
8/16 15-13 W 45,810
8/23 7-14 L 34,082
8/31 22-13 W 63,202
9/ 7 16-10 W 69,520

OPPONENT

Oakland Raiders (Oakland-Alameda County Coliseum)
Chicago Bears (Birmingham, Ala.-Legion Field) Fri
Washington Redskins (D.C. Stadium) Fri
Detroit Lions (Tiger Stadium) Fri
Miami Dolphins (Orange Bowl)
Dallas Cowboys (Cotton Bowl)

1969 WON 6, LOST 0

8/ 2 26- 6 W 52,171
8/ 9 34-30 W 51,246
8/15 33-29 W 47,015
8/22 20- 7 W 45,750
8/30 23-10 W 52,680
9/14 23- 7 W 58,975

OPPONENT

San Diego Chargers (Jack Murphy Stadium)
Oakland Raiders (Oakland-Alameda County Coliseum)
Houston Oilers (Astrodome) Fri
Buffalo Bills (War Memorial) Fri
Miami Dolphins (Orange Bowl)
Dallas Cowboys (Cotton Bowl) Sun

1970 WON 4, LOST 2

8/ 8 33-21 W 53,519
8/14 17- 3 W 38,341
8/22 24- 7 W 42,499
8/29 13-20 L 73,533
9/ 5 20-14 W 34,500
9/12 14-17 L 46,045

OPPONENT

Oakland Raiders (Oakland-Alameda County Coliseum)
Kansas City Chiefs (Municipal Stadium) Fri
Denver Broncos (Mile High Stadium)
Miami Dolphins (Orange Bowl)
Detroit Lions (Raleigh, NC-Carter Stadium)
Washington Redskins (RFK Stadium)

1971 WON 3, LOST 4

7/30 24-17 W 52,289
8/ 7 3-10 L 16,771
8/14 21-13 W 17,593
8/22 20-23 L 91,745
8/28 20-14 W 46,045
9/ 3 14-27 L 22,291
9/11 3-24 L 50,212

OPPONENT

College All-Stars (Chicago, Ill.-Soldier Field) Fri
Kansas City Chiefs (Memorial Stadium)
Chicago Bears (Memorial Stadium)
Detroit Lions (Ann Arbor, Mich.-Michigan Stadium) Sun
Washington Redskins (RFK Stadium)
Dallas Cowboys (Memorial Stadium) Fri
Oakland Raiders (Jacksonville, Fla.-Gator Bowl)

1972 WON 3, LOST 3

8/ 4 3-33 L 42,864
8/14 0-16 L 53,627
8/21 23-17 W 76,882
8/26 16-13 W 37,221
9/ 1 17-24 L 40,238
9/10 20-13 W 49,605

OPPONENT

Washington Redskins (Tampa, Fla.-Tampa Stadium) Fri
Oakland Raiders (Oakland-Alameda County Coliseum) Sun
Kansas City Chiefs (Arrowhead Stadium) Sun
Pittsburgh Steelers (Tampa, Fla.-Tampa Stadium) Fri
Detroit Lions (Tampa, Fla.-Tampa Stadium) Fri
Denver Broncos (Mile High Stadium) Sun

RESULTS

1973 WON 2, LOST 4

8/ 4 7-34 L 50,350
8/11 20-34 L 57,122
8/18 32-28 W 33,174
8/25 3-20 L 54,947
9/ 1 9-20 L 41,571
9/ 9 17-10 W 41,860

OPPONENT

Pittsburgh Steelers (Three Rivers Stadium)
Atlanta Falcons (Fulton County Stadium)
Detroit Lions (Memphis, Tenn.-Liberty Bowl)
Washington Redskins (RFK Stadium)
Houston Oilers (Astrodome)
Denver Broncos (Mile High Stadium) Sun

1974 WON 1, LOST 4

8/ 9 3- 6 L 6,792
8/17 37- 3 W 25,116
8/26 16-20 L 29,987
8/31 7-23 L 39,668
9/ 6 6- 7 L 29,704

OPPONENT

Detroit Lions (Memorial Stadium) Fri
Cleveland Browns (Tampa, Fla.-Tampa Stadium)
Chicago Bears (Memorial Stadium) Mon
Atlanta Falcons (Fulton County Stadium)
Washington Redskins (RFK Stadium) Fri

1975 WON 2, LOST 4

8/ 9 23-20 W 35,269
8/16 3-10 L 43,097
8/22 10-31 L 32,081
8/30 3-27 L 60,643
9/ 8 26-21 W 30,505
9/12 10-24 L 30,110

OPPONENT

Denver Broncos (Mile High Stadium)
Atlanta Falcons (Lincoln, Neb.-Memorial Stadium)
Pittsburgh Steelers (Memorial Stadium) Fri
New Orleans Saints (Louisiana Superdome)
Houston Oilers (Astrodome) Mon
Washington Redskins (Memorial Stadium) Fri

1976 WON 2, LOST 4

7/31 21- 0 W 20,304
8/ 6 20- 3 W 35,575
8/14 14-25 L 54,338
8/20 20-26 L* 38,879
8/28 7-21 L 24,986
9/ 2 9-24 L 54,217

OPPONENT

Cleveland Browns (Lincoln, Neb.-Memorial Stadium)
Washington Redskins (Memorial Stadium) Fri
Chicago Bears (Soldier Field)
New Orleans Saints (Memorial Stadium) Fri
Atlanta Falcons (Fulton County Stadium)
Detroit Lions (Pontiac Silverdome) Thu

1977 WON 3, LOST 3

8/ 5 8-14 L 40,059
8/14 14- 7 W 37,189
8/19 29- 7 W 45,529
8/27 21-23 L 54,835
9/ 2 21-10 W 40,695
9/10 0-14 L 47,032

OPPONENT

Denver Broncos (Mile High Stadium)
Houston Oilers (Astrodome) Sun
Minnesota Vikings (Memorial Stadium) Fri
Dallas Cowboys (Texas Stadium)
Detroit Lions (Memorial Stadium) Fri
Tampa Bay Buccaneers (Tampa Stadium)

1978 WON 1, LOST 3

8/ 5 10-22 L 41,819
8/12 12-23 L 64,139
8/18 16-17 L 42,731
8/26 13- 7 W 49,718

OPPONENT

Pittsburgh Steelers (Memorial Stadium)
Tampa Bay Buccaneers (Tampa Stadium)
Washington Redskins (Memorial Stadium) Fri
Detroit Lions (Pontiac Silverdome)

1979 WON 2, LOST 2

8/ 3 17-14 W 36,733
8/11 3-24 L 43,056
8/17 17-31 L 44,251
8/24 17- 7 W 36,434

OPPONENT

Philadelphia Eagles (Memorial Stadium) Fri
Cleveland Browns (Cleveland Municipal Stadium)
Philadelphia Eagles (Veterans Stadium) Fri
Detroit Lions (Memorial Stadium) Fri

1980 WON 2, LOST 2

8/ 9 3-13 L 31,636
8/16 17- 3 W 53,314
8/22 37-20 W 27,163
8/29 35-51 L 51,103

OPPONENT

Washington Redskins (Memorial Stadium)
Green Bay Packers (Milwaukee County Stadium)
New York Giants (Memorial Stadium) Fri
Atlanta Falcons (Fulton County Stadium) Fri

1981 WON 0, LOST 4

8/ 8 23-24 L 46,792
8/15 17-20 L 40,716
8/22 7-13 L 44,937
8/28 17-31 L 55,794

OPPONENT

New Orleans Saints (Louisiana Superdome)
New York Giants (Giants Stadium)
Washington Redskins (Memorial Stadium)
Seattle Seahawks (Kingdome) Fri

1982 WON 3, LOST 2

8/ 7 14-30 L 23,379
8/14 19-14 W 31,985
8/21 34- 3 W 56,748
8/28 15-37 L 52,471
9/ 4 26-17 W 58,972

OPPONENT

Minnesota Vikings (Canton, Ohio-Fawcett Stadium-HOF)
New York Giants (Memorial Stadium)
Atlanta Falcons (Tempe, Ariz.-Sun Devil Stadium)
Pittsburgh Steelers (Three Rivers Stadium)
Chicago Bears (Soldier Field)

1983 WON 2, LOST 2

8/ 4 15- 0 W 42,359
8/13 10- 7 W 56,061
8/20 14-27 L 32,205
8/26 7-10 L 37,420

OPPONENT

Houston Oilers (Astrodome) Thu
Minnesota Vikings (HHH Metrodome)
New York Giants (Giants Stadium)
Atlanta Falcons (Fulton County Stadium) Fri

1984 WON 1, LOST 3

8/ 4 3-24 L 37,559
8/11 26-20 W 60,236
8/18 0-31 L 68,951
8/25 17-34 L 54,479

OPPONENT

Miami Dolphins (Orange Bowl)
New York Giants (Hoosier Dome)
Denver Broncos (Mile High Stadium)
Green Bay Packers (Lambeau Field)

1985 WON 2, LOST 2

8/10 19- 7 W 60,014
8/17 24-13 W 46,252
8/24 3-20 L 71,406
8/30 21-31 L 60,006

OPPONENT

Seattle Seahawks (Hoosier Dome)
Chicago Bears (Soldier Field)
Denver Broncos (Mile High Stadium)
Cincinnati Bengals (Hoosier Dome) Fri

1986 WON 1, LOST 3

8/ 8 14-21 L 55,443
8/16 21-38 L 66,030
8/23 20-13 W 57,921
8/30 20-23 L* 57,969

OPPONENT

Seattle Seahawks (Kingdome) Fri
Chicago Bears (Soldier Field)
Detroit Lions (Hoosier Dome)
Minnesota Vikings (Hoosier Dome)

RESULTS

1987 WON 3, LOST 1

8/15 22-19 W 45,753
8/22 13-37 L 49,304
8/29 17- 6 W 51,975
9/ 5 23-16 W 50,111

1988 WON 3, LOST 1

8/ 6 20- 7 W 44,258
8/13 25-21 W 53,720
8/20 18- 6 W 54,117
8/25 20-21 L 73,957

1989 WON 4, LOST 0

8/12 31- 7 W 57,771
8/19 24-23 W 30,218
8/26 30- 0 W 54,750
9/ 2 38-34 W 55,128

1990 WON 0, LOST 4

8/11 7-16 L 51,044
8/17 10-13 L 52,475
8/27 16-17 L 47,999
8/31 14-17 L 54,796

1991 WON 1, LOST 3

8/ 2 3-10 L 75,375
8/10 7-17 L 47,943
8/17 34-28 W 45,963
8/23 21-23 L 52,687

1992 WON 2, LOST 2

8/ 8 34-14 W 42,786
8/15 10-27 L 43,727
8/22 0-20 L 55,362
8/28 21-10 W 65,557

1993 WON 2, LOST 2

8/ 7 16-13 W* 45,055
8/14 7-24 L 42,792
8/20 18- 7 W 43,642
8/27 10-41 L 56,811

1994 WON 4, LOST 0

8/ 5 13- 9 W 40,469
8/13 26-21 W 49,089
8/20 17-14 W 45,650
8/25 24- 7 W 39,052

1995 WON 3, LOST 1

8/ 4 21-34 L 39,946
8/12 20-17 W 38,006
8/19 20-17 W* 55,624
8/24 29- 7 W 45,626

1996 WON 3, LOST 2

7/27 10- 7 W 23,376
8/ 3 25-28 L 45,024
8/10 12-16 L 12,851
8/17 15-13 W 38,930
8/24 30- 6 W 49,081

OPPONENT

Detroit Lions (Pontiac Silverdome)
Minnesota Vikings (HHH Metrodome)
Houston Oilers (Hoosier Dome)
Tampa Bay Buccaneers (Hoosier Dome)

OPPONENT

Tampa Bay Buccaneers (Tampa Stadium)
Green Bay Packers (Hoosier Dome)
New Orleans Saints (Hoosier Dome)
Denver Broncos (Mile High Stadium) Thu

OPPONENT

New Orleans Saints (Louisiana Superdome)
Green Bay Packers (Lambeau Field)
Tampa Bay Buccaneers (Hoosier Dome)
Denver Broncos (Hoosier Dome)

OPPONENT

Denver Broncos (Hoosier Dome)
Seattle Seahawks (Kingdome) Fri
Philadelphia Eagles (Hoosier Dome) Mon
New Orleans Saints (Louisiana Superdome) Fri

OPPONENT

Denver Broncos (Mile High Stadium) Fri
Seattle Seahawks (Hoosier Dome)
New Orleans Saints (Hoosier Dome)
Philadelphia Eagles (Veterans Stadium) Fri

OPPONENT

New England Patriots (Hoosier Dome)
Seattle Seahawks (Hoosier Dome)
Cincinnati Bengals (Riverfront Stadium)
Kansas City Chiefs (Arrowhead Stadium) Fri

OPPONENT

Seattle Seahawks (Kingdome)
Cincinnati Bengals (Hoosier Dome)
Los Angeles Raiders (Hoosier Dome) Fri
Green Bay Packers (Lambeau Field) Fri

OPPONENT

Seattle Seahawks (RCA Dome) Fri
Cincinnati Bengals (Riverfront Stadium)
Pittsburgh Steelers (Three Rivers Stadium)
Cleveland Browns (RCA Dome) Thu

OPPONENT

Cincinnati Bengals (RCA Dome) Fri
Seattle Seahawks (Kingdome)
Green Bay Packers (Lambeau Field)
Chicago Bears (RCA Dome) Thu

OPPONENT

New Orleans Saints (Canton, Ohio-Fawcett Stadium-HOF)
Cincinnati Bengals (Riverfront Stadium)
Houston Oilers (Astrodome)
Seattle Seahawks (RCA Dome)
Green Bay Packers (RCA Dome)

PRESEASON SERIES RECORDS

Won 121, Lost 93, Tied 4

	Won	Lost	Tied	First Meeting
Arizona Cardinals	6	5	1	1953
Atlanta Falcons	1	6	0	1973
Buffalo Bills	1	0	0	1969
Chicago Bears	6	4	1	1957
Cincinnati Bengals	1	5	0	1985
Cleveland Browns	5	2	0	1953
College All-Stars	3	0	0	1959
Dallas Cowboys	5	3	0	1960
Denver Broncos	5	6	0	1970
Detroit Lions	10	5	1	1964
Green Bay Packers	5	2	0	1980
Houston Oilers	5	2	0	1969
Kansas City Chiefs	3	1	0	1970
Miami Dolphins	2	2	0	1968
Minnesota Vikings	3	4	0	1961
New England Patriots	2	0	0	1967
New Orleans Saints	4	4	0	1975
New York Giants	7	5	0	1953
Oakland Raiders	4	2	0	1968
Philadelphia Eagles	9	9	0	1953
Pittsburgh Steelers	10	9	0	1953
San Diego Chargers	1	0	0	1969
Seattle Seahawks	5	5	0	1981
Tampa Bay Buccaneers	3	2	0	1977
Washington Redskins	15	10	1	1953

1947 COLTS STATISTICS

ALL-AMERICA FOOTBALL CONFERENCE

Record: 2-11-1 Coach: Cecil Isbell

Fourth - Eastern Division

Date	Results	Opponent	Attendance	Receiving	No.	Yds.	Avg.	TD
9/ 7	W 16- 7	BROOK. DODGERS	27,418	Davis	46	515	11.2	2
9/14	L 7-14	@ S.F. 49ers	25,787	Hillenbrand	39	702	18.0	7
9/21	L 0-28	@ Cleveland Browns	44,257	Bechtol	17	167	9.8	1
9/28	L 7-21	N.Y. YANKEES	51,583	Vardian	16	280	17.5	1
10/ 5	T 28-28	S.F. 49ERS	29,556	Mobley	11	121	11.0	1
10/12	L 15-20	@ Buffalo Bills	27,345	Blount	8	148	18.5	0
10/19	L 10-38	L.A. DONS	36,852	Sigurdson	8	104	13.0	0
10/26	L 0-56	@ L.A. Dons	25,148	Madar	8	53	6.6	0
11/ 2	L 21-35	@ N.Y. Yankees	21,714	Dudish	7	130	18.6	1
11/ 7	L 21-27	@ Chicago Rockets	5,395	Terrell	6	21	3.5	0
11/16	L 14-21	@ Brook. Dodgers	9,604	Jones	3	23	7.7	0
11/23	L 14-33	BUFFALO BILLS	19,593	Mertes	2	28	14.0	0
11/30	W 14- 7	CHICAGO ROCKETS	14,085	Getchell	2	17	8.5	0
12/ 7	L 0-42	CLEVELAND BROWNS	20,574	Castiglia	1	10	10.0	0

Team Statistics	Colts	Opp	Colts	Opponents
TOTAL FIRST DOWNS	161	183	177	2337
Rushing	65	118	0	5
Passing	85	59	14	213
Penalty	11	6	24	417

NET YARDS RUSHING	Colts	Opp	Interceptions	No.	Yds.	Avg.	TD
Avg. Per Game	82.9	190.4	Vardian	3	48	16.0	0
NET YARDS PASSING	2337	1791	Case	2	56	28.0	0
Avg. Per Game	166.9	127.9	Mobley	2	8	4.0	0
Att./Completions	352/177	239/124	Hillenbrand	1	48	48.0	0
Completion Pct.	50.3	51.9	Konetsky	1	15	15.0	0
Had Intercepted	24	14	Davis	1	12	12.0	0

PUNTS/AVERAGE	Colts	Opp	Penalties/Yards	Fumbles/Ball Lost	Touchdowns
PUNTS/AVERAGE	78/36.2	56/40.0	47/360	36/23	22
PENALTIES/YARDS	47/360	59/488			7
FUMBLES/BALL LOST	36/23	50/25			13
TOUCHDOWNS	22	53			1
Rushing	7	29			
Passing	13	17			
Defense/Kicking	1/1	5/2			

Scoring	TDR	TDP	TDR1	PAT	FG	S	TP	Punting	No.	Yds.	Avg.	Bk.
Hillenbrand	2	7	1				60	Galvin	66	2377	36.0	2
Leo				19-20	3-8		28	Case	5	152	30.4	1
Davis		2					12	Nemeth	4	167	41.8	0
Dudish	1	1					12	Sinkwich	3	126	42.0	0
Mertes	2						12	COLTS	78	2822	36.2	3
Mobley	1	1					12	OPPONENTS	56	2240	40.0	2

Bechtol	Castiglia	Vardian	Schwenk	Case	Team	Nemeth	COLTS	OPPONENTS	Punt Returns	No.	Yds.	Avg.	TD
Bechtol	1						6	6	Hillenbrand	13	201	15.5	0
Castiglia		1					6	6	Dudish	5	121	24.2	0
Vardian			1				6	6	Mobley	5	74	14.8	0
Schwenk	1						4	4	Vardian	5	66	13.2	0
Case			1-1	1-1			1	2	Case	2	18	9.0	0
Team						1	2	1	Davis	1	33	33.0	0
Nemeth			1-1	0-1		1	1	1	Terrell	1	18	18.0	0
COLTS	7	13	2	21-22	4-10	1	167	377	Sinkwich	1	15	15.0	0
OPPONENTS	29	17	7	50-53	3-12				COLTS	33	546	16.5	0

Rushing	No.	Yds.	Avg.	TD
Mertes	95	321	3.4	2
Sinkwich	55	208	3.8	0
Hillenbrand	66	204	3.1	2
Wright	38	113	3.0	0
Mobley	26	90	3.5	1
Schwenk	25	58	2.3	1
Vardian	35	57	1.6	0
Black	5	39	7.8	0
Dudish	28	30	1.1	1
Terrell	21	20	0.9	0
Castiglia	9	18	2.0	0
Davis	3	14	4.7	0
Nemeth	1	1	1.0	0
Case	1	0	0.0	0
Bechtol	2	-1	0.5	0
Cure	2	-1	0.5	0
Blount	1	-2	-2.0	0
Trebotich	3	-4	-1.3	0
Galvin	1	-4	-4.0	0
COLTS	417	1161	2.8	7
OPPONENTS	571	2665	4.7	29

Kickoff Returns	No.	Yds.	Avg.	TD
Hillenbrand	18	466	25.9	1
Terrell	9	204	22.7	0
Dudish	8	184	23.0	0
Vardian	6	128	21.3	0
Sinkwich	5	118	23.6	0
Case	4	104	26.0	0
Davis	2	44	22.0	0
Galvin	2	38	19.0	0
Mobley	1	18	18.0	0
Trebotich	1	17	17.0	0
Madar	1	14	14.0	0
Bechtol	1	13	13.0	0
French	1	8	8.0	0
COLTS	59	1356	23.0	1
OPPONENTS	38	646	17.0	1

Passing	Att.	Comp.	Yds.	Pct.	Avg./Att.	TD	TD%	Int.	Int. %	Rating
Schwenk	327	168	2236	51.4	6.84	13	4.0	20	6.1	61.2
Case	11	4	49	36.4	4.45	0	0.0	1	9.1	13.1
Galvin	6	3	34	50.0	5.67	0	0.0	0	0.0	67.4
Nemeth	6	2	18	33.3	3.00	0	0.0	2	33.3	2.8
Davis	1	0	0	0.0	0.00	0	0.0	0	0.0	39.6
Hillenbrand	1	0	0	0.0	0.00	0	0.0	1	100.0	0.0
COLTS	352	177	2337	53.0	6.64	13	3.7	24	6.8	55.6
OPPONENTS	239	124	1791	51.9	7.49	17	7.1	14	5.9	75.8

1948 COLTS STATISTICS

Record: 7-7 Coach: Cecil Isbell
Tied First - Eastern Division

Date	Results	Opponent	Attendance	Receiving	No.	Yds.	Avg.	TD
9/ 5	W 45-28	N.Y. YANKEES	31,800	Hillenbrand	50	970	19.4	6
9/10	L 14-21	@ Chicago Rockets	15,642	Davis	41	765	18.7	7
9/16	W 27-14	@ N.Y. Yankees	18,959	Williams	32	360	11.3	2
9/26	W 35-20	BROOK. DODGERS	34,554	Pfohl	13	134	10.3	1
10/ 5	L 10-14	CLEVELAND BROWNS	22,359	Leicht	12	134	11.2	1
10/10	L 14-56	S.F. 49ERS	37,209	North	8	204	25.5	1
10/15	W 29-14	@ L.A. Dons	40,019	Smith	8	131	16.4	1
10/24	L 10-21	@ S.F. 49ers	27,978	Mertes	6	56	9.3	0
10/31	L 17-35	@ Buffalo Bills	23,964	Gambino	6	28	4.7	0
11/ 7	L 7-28	@ Cleveland Browns	32,314	Vardian	3	26	8.7	0
11/14	W 38-24	CHICAGO ROCKETS	21,899	Mayne	2	33	16.5	0
11/21	L 14-17	L.A. DONS	25,228	Bechtol	2	25	12.5	0
11/28	W 38-20	@ Brook. Dodgers	7,629	Nowaskey	1	31	31.0	0
12/ 5	W 35-15	BUFFALO BILLS	33,090	Poole	1	2	2.0	0
12/12	L 17-28	BUFFALO BILLS	27,327	COLTS	185	2899	15.7	19
				OPPONENTS	177	2438	13.8	18

Team Statistics		Colts	Opp	Interceptions		No.	Yds.	Avg.	TD	
TOTAL FIRST DOWNS		218	224	Davis		5	110	22.0	0	
Rushing		120	125	Leicht		5	91	18.2	0	
Passing		84	84	Fowler		3	0	0.0	0	
Penalty		14	15	Dellerba		2	18	9.0	0	
NET YARDS RUSHING		2166	2522	Grossman		2	13	6.5	0	
Avg. Per Game		154.7	180.1	North		1	25	25.0	0	
TOTAL YARDS PASSING		2899	2438	McCormick		1	5	5.0	0	
Avg. Per Game		207.1	174.1	Barwegan		1	0	0.0	0	
Att./Completions		340/185	364/177	Smith		1	0	0.0	0	
Completion Pct.		54.4	48.6	Sylvester		1	0	0.0	0	
Had Intercepted		13	22	COLTS		22	262	11.9	0	
PUNTS/AVERAGE		66/38.6	58/43.4	OPPONENTS		13	208	16.0	2	
PENALTIES/YARDS		84/743	73/556	Punting		No.	Yds.	Avg.	LG	Bik.
FUMBLES/BALL LOST		33/21	30/14	O'Rourke		66	2546	38.6	76	1
TOUCHDOWNS		43	46	COLTS		66	2546	38.6	76	1
Rushing		22	21	OPPONENTS		58	2517	43.4	—	0
Passing		19	18	Punt Returns		No.	Yds.	Avg.	TD	
Defense/Kicking		1/1	7/0	Hillenbrand		18	231	12.8	0	

Scoring	TOR	TDP	TDR	PAT	FG	S	TP	Punt Returns		No.	Yds.	Avg.	TD
Hillenbrand	7	6					78	Leicht		8	139	17.4	0
Grossman				43-43	10-18		73	Fowler		4	41	10.3	0
Davis		7					42	Vardian		3	34	11.3	0
Pfohl	4	1	1				36	Pfohl		2	102	51.0	1
Mertes	4						24	Mayne		2	24	12.0	0
Tittle	4						24	Sylvester		2	16	8.0	0
Williams		2					12	Davis		1	10	10.0	0
North		1	1				12	COLTS		40	597	14.9	1
Leicht	1	1					12	OPPONENTS		31	318	10.3	0
Smith		1					6	Kickoff Returns		No.	Yds.	Avg.	TD
O'Rourke	1						6	Pfohl		17	366	21.5	0
Gambino	1						6	Hillenbrand		16	356	22.3	0
Team						1	2	Leicht		4	83	20.8	0
COLTS	22	19	2	43-43	10-18	1	333	Vardian		3	66	22.0	0
OPPONENTS	21	18	7	43-46	2-11	1	327	Mayne		3	61	20.3	0

Rushing	No.	Yds.	Avg.	TD	Gambino		No.	Yds.	Avg.	TD
Mertes	155	680	4.4	4	Williams		1	20	20.0	0
Hillenbrand	100	510	5.1	7	Fowler		2	16	8.0	0
Pfohl	107	455	4.3	4	Mertes		1	15	15.0	0
Gambino	54	194	3.6	1	Dellberba		1	12	12.0	0
Tittle	52	157	3.0	4	Garrett		1	6	6.0	0
Leicht	20	88	4.4	1	Bechtol		0	4	0.0	0
Fowler	6	30	5.0	0	COLTS		52	1062	20.4	0
Mayne	14	26	1.9	0	OPPONENTS		61	1176	19.3	0
O'Rourke	7	15	2.1	1						
Vardian	6	13	2.2	0						
Smith	1	1	1.0	0						
Dellerba	2	0	0.0	0						
Grossman	8	-3	-0.4	0						
COLTS	532	2166	4.1	22						
OPPONENTS	504	2522	5.0	21						

Passing	Att.	Comp.	Yds.	Pct.	Avg./Att.	TD	TD%	Int.	Int.%	Rating
Tittle	289	161	2522	55.7	8.73	17	5.5	9	3.1	90.3
O'Rourke	51	24	377	47.1	7.39	3	5.9	4	7.8	59.0
COLTS	340	185	2899	54.4	8.53	19	5.6	13	3.8	85.7
OPPONENTS	365	177	2438	48.6	6.70	18	4.9	22	6.0	61.8

1949 COLTS STATISTICS

Record: 1-11 **Coach:** Cecil Isbell (4 games) Walt Driskill (8 games)
Seventh-Eastern Conference

Date	Results	Opponent	Attendance	Receiving	No.	Yds.	Avg.	TD
8/28	L 17-31	@ S.F. 49ers	29,095	Davis	38	548	14.4	1
9/ 2	L 17-49	L.A. DONS	20,211	Stone	31	621	20.0	6
9/11	L 0-21	@ Cleveland Browns	21,621	North	25	490	19.6	4
9/16	L 7-35	@ Chicago Hornets	18,483	Williams	20	266	13.3	1
9/25	L 20-28	CLEVELAND BROWNS	34,879	Wedemeyer	10	112	11.2	0
10/ 2	W 35-28	@ Buffalo Bills	25,692	Gambino	10	67	6.7	1
10/16	L 21-24	BROOK/NY YANKEES	32,645	Jagade	8	44	5.5	0
10/23	L 7-17	CHICAGO HORNETS	32,107	Pfohl	7	62	8.9	0
10/30	L 14-21	@ Brook/NY Yankees	10,692	Page	4	62	15.5	0
11/16	L 10-28	S.F. 49ERS	23,704	Kelly	2	25	12.5	0
11/20	L 10-21	@ L.A. DONS	19,503	Mertes	2	22	11.0	1
11/27	L 14-38	BUFFALO BILLS	16,323	Cowan	1	26	26.0	0

Team Statistics	Colts	Opp
TOTAL FIRST DOWNS	151	189
Rushing	66	121
Passing	78	60
Penalty	7	8

NET YARDS RUSHING	Colts	Opp
1284	2396	
Avg. Per Game	107.0	199.7

TOTAL YARDS PASSING	Colts	Opp
2355	1851	
Avg. Per Game	196.3	154.3
Att./Completions	325/160	256/127
Completion Pct.	49.2	49.6
Had Intercepted	22	13

PUNTS/AVERAGE	Colts	Opp
62/37.9	52/40.7	
PENALTIES/YARDS	49/369	72/590
FUMBLES/BALL LOST	32/21	28/17
TOUCHDOWNS	22	47

Rushing	Colts	Opp
8	28	
Passing	14	18
Defense/Kicking	0/0	1/0

Scoring	TDR	TDP	TDR1	PAT	FG	S	TP
Stone	2	6					48
Grossman				19-19	6-11		37
North		4					24
Jagade	2						12
Pfohl	2						12
Tittle	2						12
Davis		1					6
Gambino		1					6
Williams		1					6
Mertes		1					6
Vacanti				3-0	0-2		3
COLTS	8	14	0	22-22	6-13		172
OPPONENTS	28	18	1	47-47	4-9		341

Rushing	No.	Yds.	Avg.	TD
Wedemeyer	64	291	4.6	0
Gambino	56	208	3.7	0
Stone	51	205	4.0	2
Pfohl	67	205	3.1	2
Jagade	33	174	5.3	2
Tittle	29	89	3.1	2
Page	25	81	3.2	0
Kelly	9	17	1.9	0
Vacanti	7	10	1.4	0
Mertes	11	8	0.7	0
Kingery	3	3	1.0	0
Cowan	1	0	0.0	0
Leicht	6	-7	-1.2	0
COLTS	362	1284	3.6	8
OPPONENTS	511	2396	4.7	28

Interceptions	No.	Yds.	Avg.	TD
Kelly	3	24	8.0	0
Cowan	3	17	5.7	0
Davis	1	35	35.0	0
Ruthstrom	1	15	15.0	0
Nowaskey	1	9	9.0	0
Leonard	1	7	7.0	0
Bechtol	1	6	6.0	0
Kingery	1	0	0.0	0
Stone	1	0	0.0	0
COLTS	13	113	8.7	0
OPPONENTS	22	378	17.2	1

Punting	No.	Yds.	Avg.	Blk.
O'Rourke	28	1098	39.2	0
Grossman	28	1087	38.8	0
Kingery	3	109	36.3	0
Wedemeyer	3	54	18.0	0
COLTS	62	2348	37.9	0
OPPONENTS	52	2116	40.7	1

Punt Returns	No.	Yds.	Avg.	TD
Wedemeyer	16	221	13.8	0
Leicht	9	109	12.1	0
Kingery	2	19	9.5	0
Page	1	16	16.0	0
COLTS	28	365	13.0	0
OPPONENTS	35	547	15.6	0

Kickoff Returns	No.	Yds.	Avg.	TD
Wedemeyer	30	602	20.1	0
Leicht	8	171	21.4	0
Jagade	6	75	12.5	0
Page	4	108	27.0	0
Pfohl	4	98	24.5	0
Kelly	2	31	15.5	0
Leonard	1	25	25.0	0
Stone	1	25	25.0	0
Davis	1	13	13.0	0
Vacanti	1	10	10.0	0
COLTS	58	1158	20.0	0
OPPONENTS	34	690	20.3	0

Passing	Att.	Comp.	Yds.	Pct.	Avg./Att.	TD	TD%	Int.	Int. %	Rating
Tittle	289	148	2209	51.2	7.64	14	4.8	18	6.2	66.8
Vacanti	27	11	134	40.7	4.96	0	0.0	1	3.7	41.3
O'Rourke	7	1	12	14.3	1.71	0	0.0	1	14.3	0.0
Grossman	1	0	0	0.0	0.00	0	0.0	1	100.0	0.0
Wedemeyer	1	0	0	0.0	0.00	0	0.0	1	100.0	0.0
COLTS	325	160	2355	49.2	7.25	14	4.3	22	6.8	59.5
OPPONENTS	256	127	1851	49.6	7.23	18	7.0	13	5.1	75.8

1950 COLTS STATISTICS

NATIONAL FOOTBALL LEAGUE

Record: 1-11 Coach: Clem Crowe

Seventh-National Conference

Date	Results	Opponent	Attendance	Receiving	No.	Yds.	Avg.	LG	TD
9/17	L 14-38	WASH. REDSKINS	26,267	Salata	50	618	12.5	57t	4
9/24	L 0-31	CLEVELAND BROWNS	15,201	Mutryn	32	373	11.7	30	2
10/ 2	L 13-55	@ Chicago Cardinals	14,439	Spavital	21	238	11.3	45t	1
10/15	L 14-24	PHIL. EAGLES	14,413	Crisler	19	307	16.2	62	5
10/22	L 27-70	@ L.A. Rams	16,026	Collins	19	295	15.5	63	0
10/29	L 14-17	@ S.F. 49ers	15,091	Owens	19	188	9.9	43	0
11/ 5	W 41-21	GREEN BAY PACKERS	12,971	Oristaglio	14	134	9.6	16	0
11/12	L 7-17	@ Pittsburgh Steelers	24,141	Stone	12	324	27.0	69t	2
11/19	L 20-55	N.Y. GIANTS	14,081	North	5	90	18.0	39	0
11/26	L 28-38	@ Wash. Redskins	21,275	Spaniel	5	84	16.8	35	0
12/ 3	L 21-45	DETROIT LIONS	12,059	Spinney	2	19	9.5	12	0
12/10	L 14-51	@ NEW YORK YANKS	5,003	Fletcher	2	18	9.0	10	0

Team Statistics		Colts	Opp	COLTS		OPPONENTS	
TOTAL FIRST DOWNS		188	257	206	2723	13.2	69t 14
Rushing		56	150	156	2545	16.3	— 31
Passing		109	96				
Penalty		23	11				
NET YARDS RUSHING		1148	2857				
Avg. Per Game		95.7	238.1				
TOTAL YARDS PASSING		2723	2545				
Avg. Per Game		226.9	212.1				
Att./Completions		438/206	304/156				
Completion Pct.		47.0	51.3				
Had Intercepted		31	34				
PUNTS/AVERAGE		83/40.2	56/39.1				
PENALTIES/YARDS		63/579	96/967				
FUMBLES/BALL LOST		32/21	29/14				
TOUCHDOWNS		31	63				
Rushing		12	28				
Passing		14	31				
Defense/Kicking		4/1	3/1				

Scoring	TDR	TDP	TDR1	PAT	FG	S	TP	COLTS	OPPONENTS
Crisler							30		
Mutryn	2	2					24		
Salata							24		
Stone	1	2					18		
Spavital	2	1					18		
Grossman				16-19	0-3		16		
Tittle	2						12		
Spaniel	1		1				12		
Rich			2				12		
Zalejski	1		1				12		
Kissell				11-11	0-1		11		
Williams	1						6		
Mazzanti	1						6		
Burk	1						6		
Owens			1				6		
Brown				0-1			0		
COLTS	12	14	5	27-31	0-4		213		
OPPONENTS	28	31	4	61-63	7-13		462		

Rushing	No.	Yds.	Avg.	LG	TD	Punting	No.	Yds.	Avg.	LG	Bik.
Mutryn	108	355	3.3	34t	2	Burk	81	3246	40.7	68	1
Spavital	58	246	4.2	96t	2	Collins	2	91	45.5	46	0
Stone	14	113	8.1	72t	1	COLTS	83	3337	40.2	68	1
Collins	69	101	1.5	12	0	OPPONENTS	56	2190	39.1	—	—
Campbell	20	93	4.7	14	0	Punt Returns	No.	Yds.	Avg.	LG	TD
Tittle	20	77	3.9	23	2	Rich	12	276	23.0	86t	1
Williams	0	50	0.0	50t	1	Mutryn	6	45	7.5	14	0
Buksar	12	44	3.7	25	0	Livingstone	3	33	11.0	22	0
Mazzanti	7	22	3.1	7t	1	Zalejski	3	17	5.7	9	0
Spaniel	14	21	1.5	15t	1	Stone	2	7	3.5	7	0
Burk	11	19	1.7	10	1	COLTS	26	378	14.5	86t	1
Kissell	2	6	3.0	7	0	OPPONENTS	44	531	12.1	—	0
Rich	2	6	3.0	5	0	Kickoff Returns	No.	Yds.	Avg.	LG	TD
Zalejski	7	-2	-0.3	6t	1	Mutryn	19	408	21.5	29	0
Livingstone	1	-3	-3.0	-3	0	Rich	17	434	25.5	35	0
COLTS	345	1148	3.3	96t	12	Zalejski	7	101	14.4	25	0
OPPONENTS	514	2857	5.6	—	28	Spaniel	4	126	31.5	40	0

Passing	Att.	Comp.	Yds.	Pct.	Avg./Att.	TD	TD%	Int.	Int. %	LG	Rating
Tittle	315	161	1884	51.1	5.98	8	2.5	19	6.0	62	52.9
Burk	119	43	798	36.1	6.71	6	5.0	12	10.0	69t	37.4
Filchock	3	1	1	33.3	0.33	0	0.0	0	0.0	1	42.4
Mutryn	1	1	40	100.0	40.00	0	0.0	0	0.0	40	118.8
COLTS	438	206	2723	47.0	6.22	14	3.2	31	7.1	69t	48.3
OPPONENTS	304	156	2545	51.3	8.37	31	10.2	34	11.2	—	74.1

1953 COLTS STATISTICS

Record: 3-9 Coach: Keith Molesworth
Fifth - Western Conference

Home: 2-4 Conf: 2-8
Away: 1-5 NConf: 1-1

Date	Results	Opponent	Attendance	Receiving	No.	Yds.	Avg.	LG	TD
9/27	W 13-9	CHICAGO	23,715	Young	12	201	16.8	49t	3
10/3	L 17-27	DETROIT	25,159	Brethauer	10	133	13.3	25	0
10/11	W 16-14	@ Chicago	35,316	McPhail	10	38	3.8	45	0
10/18	L 14-37	@ Green Bay	18,713	Huzvar	6	55	9.2	30t	1
10/25	W 27-17	WASHINGTON	34,031	Rechichar	3	151	50.3	66t	2
10/31	L 24-35	GREEN BAY	33,797	Keane	3	61	20.3	37	0
11/7	L 7-17	@ Detroit	46,508	Kalmanir	3	31	10.3	22t	1
11/15	L 14-45	@ Philadelphia	27,813	Shula	1	6	6.0	6	0
11/22	L 13-21	L.A. RAMS	27,268	Marchetti	0	19	0.0	19	0
11/29	L 21-38	SAN FRANCISCO	26,005	COLTS	126	1625	12.9	66t	13
12/5	L 2-45	@ L.A. Rams	26,696	OPPONENTS	165	2411	14.6	59	21
12/13	L 14-45	@ San Francisco	23,432						

Team Statistics		Colts	Opp	Interceptions		No.	Yds.	Avg.	LG	TD
TOTAL FIRST DOWNS		157	232	Keane	11	118	10.7	35	0	
Rushing		75	121	Rechichar	7	64	9.1	36t	1	
Passing		66	95	Shula	3	46	15.3	35	0	
Penalty		16	16	Taseff	3	36	12.0	29	0	
TOTAL NET YARDS		2716	4486	Pellington	2	22	11.0	22	0	
Avg. Per Game		226.3	373.8	Brethauer	1	17	17.0	17	0	
NET YARDS RUSHING		1459	2315	Agase	1	5	5.0	5	0	
Avg. Per Game		121.6	192.9	Mioduszewski	1	0	0.0	0	0	
Total Rushes		376	445	COLTS	29	308	10.6	36t	1	
NET YARDS PASSING		1257	2171	OPPONENTS	27	469	17.4	54t	3	
Avg. Per Game		104.8	180.9	Punting		No.	Yds.	Avg.	LG	Blk.
Tackled/Yards Lost		-368	-240	Taliaferro	65	2438	37.5	61	0	
Gross Yards		1625	2411	Keane	18	752	41.8	56	0	
Att./Completions	319/126	321/165		COLTS	83	3190	38.4	61	0	
Completion Pct.	39.5	51.4		OPPONENTS	55	2217	40.3	65	0	
Had Intercepted	27	29		Punt Returns		No.	Yds.	Avg.	LG	TD
PUNTS/AVERAGE	83/38.4	55/40.3		Taliaferro	10	31	3.1	7	0	
PENALTIES/YARDS	69/623	87/757		Young	6	9	1.5	9	0	
FUMBLES/BALL LOST	34/21	42/27		Coutre	4	38	9.5	25	0	
TOUCHDOWNS		23	46	Mioduszewski	4	13	3.3	5	0	
Rushing		7	21	Kalmanir	2	19	9.5	14	0	
Passing		13	21	Taseff	1	71	71.0	71t	1	
Defense/Kicking		1/2	3/1	Keane	1	3	3.0	3	0	

Score By Periods	1	2	3	4	Total
COLTS	38	44	39	61	182
OPPONENTS	77	105	83	85	350

Scoring	TDR	TDP	TDR1	PAT	FG	S	TP	Kickoff Returns	No.	Yds.	Avg.	LG	TD
Rechichar			2	1	5-13		33	Taliaferro	16	331	20.7	39	0
Huzvar	4	1					30	Young	11	378	34.4	104t	1
McPhail				21-23	2-5		27	Coutre	9	266	29.6	78	0
Taliaferro	2	2					24	Taseff	4	87	21.8	35	0
Young		3	1				24	Kalmanir	3	51	17.0	25	0
Edwards		3					18	Jackson	3	37	12.3	19	0
Taseff	1		1				12	Poole	2	24	12.0	21	0
Embree		1					6	Campanella	2	13	6.5	13	0
Kalmanir		1					6	Rechichar	1	28	28.0	28	0
Donovan					1	2		Mioduszewski	1	25	25.0	25	0
COLTS	7	13	3	21-23	7-18	1	182	COLTS	53	1258	23.7	104t	1
OPPONENTS	21	21	4	45-46	9-16	1	350	OPPONENTS	40	724	18.1	28	0

Rushing	No.	Yds.	Avg.	LG	TD
Huzvar	119	515	4.3	36t	4
Taliaferro	102	479	4.7	50	2
McPhail	53	138	2.6	30	0
Young	40	135	3.4	24	0
Enke	28	91	3.3	25	0
Kalmanir	16	53	3.3	32	0
Mioduszewski	3	33	11.0	25	0
DelBello	14	14	1.0	9	0
Taseff	1	1	1.0	1t	1
COLTS	376	1459	3.9	50	7
OPPONENTS	445	2315	5.2	66	21

Receiving	No.	Yds.	Avg.	LG	TD
Edwards	35	312	8.9	32t	3
Embree	23	272	11.8	24	1
Taliaferro	20	346	17.3	54	2

Passing	Att.	Comp.	Yds.	Pct.	Avg./Att.	TD	TD%	Int.	Int. %	LG	Rating
Enke	169	71	1054	42.0	6.24	8	4.7	15	8.9	55	41.9
DelBello	61	27	229	44.3	3.75	1	1.6	5	8.2	66	25.9
Taliaferro	55	15	211	27.3	3.84	2	3.6	5	9.1	45	17.3
Mioduszewski	30	11	113	36.7	3.77	2	6.7	2	6.7	17	42.8
Flowers	4	2	18	50.0	4.50	0	0.0	0	0.0	12	62.5
COLTS	319	126	1625	39.5	5.09	13	4.1	27	8.5	66	34.5
OPPONENTS	321	165	2411	51.4	7.51	21	6.5	29	9.0	59	60.4

USUAL STARTERS

PRO BOWLERS IN BOLDFACE

OFFENSE		DEFENSE	
WR	Mel Embree	LDE	Barney Poole
LT	Ernie Blandin	LDT	Art Donovan
LG	Dick Barwegan	RDT	Tom Finnin
C	Brad Ecklund	RDE	Gino Marchetti
RG	Bill Lange	LLB	Bill Pellington
RT	Jack Little	MLB	Sisto Averno
SE	Dan Edwards	RLB	Alex Agase
RB	John Huzvar	LCB	Bert Rechichar
QB	Fred Enke	RCB	Don Shula
RB	Buddy Young	LS	Carl Taseff
RB	George Taliaferro	RS	Tom Keane

1950 COLTS STATISTICS

NATIONAL FOOTBALL LEAGUE

Record: 1-11 Coach: Clem Crowe

Seventh-National Conference

Date	Results	Opponent	Attendance	Receiving	No.	Yds.	Avg.	LG	TD
9/17	L 14-38	WASH. REDSKINS	26,267	Salata	50	618	12.5	57t	4
9/24	L 0-31	CLEVELAND BROWNS	15,201	Mutryn	32	373	11.7	30	2
10/ 2	L 13-55	@ Chicago Cardinals	14,439	Spavital	21	238	11.3	45t	1
10/15	L 14-24	PHIL. EAGLES	14,413	Crisler	19	307	16.2	62	5
10/22	L 27-70	@ L.A. Rams	16,026	Collins	19	295	15.5	63	0
10/29	L 14-17	@ S.F. 49ers	15,091	Owens	19	188	9.9	43	0
11/ 5	W 41-21	GREEN BAY PACKERS	12,971	Oristaglio	14	134	9.6	16	0
11/12	L 7-17	@ Pittsburgh Steelers	24,141	Stone	12	324	27.0	69t	2
11/19	L 20-55	N.Y. GIANTS	14,081	North	5	90	18.0	39	0
11/26	L 28-38	@ Wash. Redskins	21,275	Spaniel	5	84	16.8	35	0
12/ 3	L 21-45	DETROIT LIONS	12,059	Spinney	2	19	9.5	12	0
12/10	L 14-51	@ NEW YORK YANKS	5,003	Fletcher	2	18	9.0	10	0

Team Statistics		Colts	Opp	COLTS		OPPONENTS	
TOTAL FIRST DOWNS		188	257	206	2723	13.2	69t
Rushing		56	150	156	2545	16.3	—
Passing		109	96				31
Penalty		23	11				0
NET YARDS RUSHING		1148	2857				14
Avg. Per Game		95.7	238.1				—
TOTAL YARDS PASSING		2723	2545				31
Avg. Per Game		226.9	212.1				—
Att./Completions		438/206	304/156				—
Completion Pct.		47.0	51.3				—
Had Intercepted		31	34				—
PUNTS/AVERAGE		83/40.2	56/39.1				—
PENALTIES/YARDS		63/579	96/967				—
FUMBLES/BALL LOST		32/21	29/14				—
TOUCHDOWNS		31	63				—
Rushing		12	28				—
Passing		14	31				—
Defense/Kicking		4/1	3/1				—

Scoring	TDR	TDP	TDRI	PAT	FG	S	TP	COLTS	OPPONENTS
Crisler			5				30	34	31
Mutryn	2	2					24	31	31
Salata		4					24	31	31
Stone	1	2					18	31	31
Spavital	2	1					18	31	31
Grossman				16-19	0-3		16	31	31
Tittle	2						12	31	31
Spaniel	1		1				12	31	31
Rich			2				12	31	31
Zalejski	1		1				12	31	31
Kissell				11-11	0-1		11	31	31
Williams	1						6	31	31
Mazzanti	1						6	31	31
Burk	1						6	31	31
Owens			1				6	31	31
Brown				0-1			0	31	31
COLTS	12	14	5	27-31	0-4		213	31	31
OPPONENTS	28	31	4	61-63	7-13		462	31	31

Rushing	No.	Yds.	Avg.	LG	TD	COLTS	OPPONENTS
Mutryn	108	355	3.3	34t	2	66	36
Spavital	58	246	4.2	96t	2	36	36
Stone	14	113	8.1	72t	1	36	36
Collins	69	101	1.5	12	0	36	36
Campbell	20	93	4.7	14	0	36	36
Tittle	20	77	3.9	23	2	36	36
Williams	0	50	0.0	50t	1	36	36
Buksar	12	44	3.7	25	0	36	36
Mazzanti	7	22	3.1	7t	1	36	36
Spaniel	14	21	1.5	15t	1	36	36
Burk	11	19	1.7	10	1	36	36
Kissell	2	6	3.0	7	0	36	36
Rich	2	6	3.0	5	0	36	36
Zalejski	7	-2	-0.3	6t	1	36	36
Livingstone	1	-3	-3.0	-3	0	36	36
COLTS	345	1148	3.3	96t	12	36	36
OPPONENTS	514	2857	5.6	—	28	36	36

Passing	Att.	Comp.	Yds.	Pct.	Avg./Att.	TD	TD%	Int.	Int. %	LG	Rating
Tittle	315	161	1884	51.1	5.98	8	2.5	19	6.0	62	52.9
Burk	119	43	798	36.1	6.71	6	5.0	12	10.0	69t	37.4
Filchock	3	1	1	33.3	0.33	0	0.0	0	0.0	1	42.4
Mutryn	1	1	40	100.0	40.00	0	0.0	0	0.0	40	118.8
COLTS	438	206	2723	47.0	6.22	14	3.2	31	7.1	69t	48.3
OPPONENTS	304	156	2545	51.3	8.37	31	10.2	34	11.2	—	74.1

1953 COLTS STATISTICS

Record: 3-9 Coach: Keith Molesworth
Fifth - Western Conference

Home: 2-4 Conf: 2-8
Away: 1-5 NConf: 1-1

Date	Results	Opponent	Attendance	Receiving	No.	Yds.	Avg.	LG	TD
9/27	W 13-9	CHICAGO	23,715	Young	12	201	16.8	49t	3
10/3	L 17-27	DETROIT	25,159	Brethauer	10	133	13.3	25	0
10/11	W 16-14	@ Chicago	35,316	McPhail	10	38	3.8	45	0
10/18	L 14-37	@ Green Bay	18,713	Huzvar	6	55	9.2	30t	1
10/25	W 27-17	WASHINGTON	34,031	Rechichar	3	151	50.3	66t	2
10/31	L 24-35	GREEN BAY	33,797	Keane	3	61	20.3	37	0
11/7	L 7-17	@ Detroit	46,508	Kalmanir	3	31	10.3	22t	1
11/15	L 14-45	@ Philadelphia	27,813	Shula	1	6	6.0	6	0
11/22	L 13-21	L.A. RAMS	27,268	Marchetti	0	19	0.0	19	0
11/29	L 21-38	SAN FRANCISCO	26,005	COLTS	126	1625	12.9	66t	13
12/5	L 2-45	@ L.A. Rams	26,696	OPPONENTS	165	2411	14.6	59	21
12/13	L 14-45	@ San Francisco	23,432	Interceptions	No.	Yds.	Avg.	LG	TD

Team Statistics	Colts	Opp	Keane	Rechichar	Shula	Taseff	Pellington	Brethauer	Agase	Mioduszewski	COLTS	OPPONENTS	Punting	No.	Yds.	Avg.	LG	Bik.
TOTAL FIRST DOWNS	157	232	11	7	3	3	2	1	1	1	29	27	Taliaferro	65	2438	37.5	61	0
Rushing	75	121	11	7	3	2	1	1	1	1	29	27	Keane	18	752	41.8	56	0
Passing	66	95	11	7	3	3	2	1	1	1	29	27	COLTS	83	3190	38.4	61	0
Penalty	16	16	11	7	3	2	1	1	1	1	29	27	OPPONENTS	55	2217	40.3	65	0
TOTAL NET YARDS	2716	4486	11	7	3	2	1	1	1	1	29	27	Keane	18	752	41.8	56	0
Avg. Per Game	226.3	373.8	11	7	3	2	1	1	1	1	29	27	COLTS	83	3190	38.4	61	0
NET YARDS RUSHING	1459	2315	11	7	3	2	1	1	1	1	29	27	OPPONENTS	55	2217	40.3	65	0
Avg. Per Game	121.6	192.9	11	7	3	2	1	1	1	1	29	27	Taliaferro	65	2438	37.5	61	0
Total Rushes	376	445	11	7	3	2	1	1	1	1	29	27	Keane	18	752	41.8	56	0
NET YARDS PASSING	1257	2171	11	7	3	2	1	1	1	1	29	27	COLTS	83	3190	38.4	61	0
Avg. Per Game	104.8	180.9	11	7	3	2	1	1	1	1	29	27	OPPONENTS	55	2217	40.3	65	0
Tackled/Yards Lost	-368	-240	11	7	3	2	1	1	1	1	29	27	Taliaferro	65	2438	37.5	61	0
Gross Yards	1625	2411	11	7	3	2	1	1	1	1	29	27	Keane	18	752	41.8	56	0
Att./Completions	319/126	321/165	11	7	3	2	1	1	1	1	29	27	COLTS	83	3190	38.4	61	0
Completion Pct.	39.5	51.4	11	7	3	2	1	1	1	1	29	27	OPPONENTS	55	2217	40.3	65	0
Had Intercepted	27	29	11	7	3	2	1	1	1	1	29	27	Keane	18	752	41.8	56	0
PUNTS/AVERAGE	83/38.4	55/40.3	11	7	3	2	1	1	1	1	29	27	Taliaferro	65	2438	37.5	61	0
PENALTIES/YARDS	69/623	87/757	11	7	3	2	1	1	1	1	29	27	Young	6	9	1.5	9	0
FUMBLES/BALL LOST	34/21	42/27	11	7	3	2	1	1	1	1	29	27	Coutre	4	38	9.5	25	0
TOUCHDOWNS	23	46	11	7	3	2	1	1	1	1	29	27	Mioduszewski	4	13	3.3	5	0
Rushing	7	21	11	7	3	2	1	1	1	1	29	27	Kalmanir	2	19	9.5	14	0
Passing	13	21	11	7	3	2	1	1	1	1	29	27	Taseff	1	71	71.0	71t	1
Defense/Kicking	1/2	3/1	11	7	3	2	1	1	1	1	29	27	Keane	1	3	3.0	3	0

Score By Periods	1	2	3	4	Total	COLTS	OPPONENTS
COLTS	38	44	39	61	182	29	40
OPPONENTS	77	105	83	85	350	40	29

Scoring	TDR	TDP	TDRt	PAT	FG	S	TP	Kickoff Returns	No.	Yds.	Avg.	LG	TD
Rechichar	2	1			5-13		33	Taliaferro	16	331	20.7	39	0
Huzvar	4	1					30	Young	11	378	34.4	104t	1
McPhail				21-23	2-5		27	Coutre	9	266	29.6	78	0
Taliaferro	2	2					24	Taseff	4	87	21.8	35	0
Young	3	1					24	Kalmanir	3	51	17.0	25	0
Edwards	3						18	Jackson	3	37	12.3	19	0
Taseff	1	1					12	Poole	2	24	12.0	21	0
Embree	1						6	Campanella	2	13	6.5	13	0
Kalmanir	1						6	Rechichar	1	28	28.0	28	0
Donovan							1	Mioduszewski	1	25	25.0	25	0
COLTS	7	13	3	21-23	7-18		1182	Finnin	1	18	18.0	18	0
OPPONENTS	21	21	4	45-46	9-16		1350	COLTS	53	1258	23.7	104t	1
								OPPONENTS	40	724	18.1	28	0

Rushing	No.	Yds.	Avg.	LG	TD
Huzvar	119	515	4.3	36t	4
Taliaferro	102	479	4.7	50	2
McPhail	53	138	2.6	30	0
Young	40	135	3.4	24	0
Enke	28	91	3.3	25	0
Kalmanir	16	53	3.3	32	0
Mioduszewski	3	33	11.0	25	0
DelBello	14	14	1.0	9	0
Taseff	1	1	1.0	1t	1
COLTS	376	1459	3.9	50	7
OPPONENTS	445	2315	5.2	66	21

Receiving	No.	Yds.	Avg.	LG	TD
Edwards	35	312	8.9	32t	3
Embree	23	272	11.8	24	1
Taliaferro	20	346	17.3	54	2

Passing	Att.	Comp.	Yds.	Pct.	Avg./Att.	TD	TD%	Int.	Int. %	LG	Rating
Enke	169	71	1054	42.0	6.24	8	4.7	15	8.9	55	41.9
DelBello	61	27	229	44.3	3.75	1	1.6	5	8.2	66	25.9
Taliaferro	55	15	211	27.3	3.84	2	3.6	5	9.1	45	17.3
Mioduszewski	30	11	113	36.7	3.77	2	6.7	2	6.7	17	42.8
Flowers	4	2	18	50.0	4.50	0	0.0	0	0.0	12	62.5
COLTS	319	126	1625	39.5	5.09	13	4.1	27	8.5	66	34.5
OPPONENTS	321	165	2411	51.4	7.51	21	6.5	29	9.0	59	60.4

USUAL STARTERS

PRO BOWLERS IN BOLDFACE

OFFENSE	DEFENSE
WR Mel Embree	LDE Barney Poole
LT Ernie Blandin	LDT Art Donovan
LG Dick Barwegan	RDT Tom Finin
C Brad Ecklund	RDE Gino Marchetti
RG Bill Lange	LLB Bill Pellington
RT Jack Little	MLB Sisto Averno
SE Dan Edwards	RLB Alex Agase
RB John Huzvar	LCB Bert Rechichar
QB Fred Enke	RCB Don Shula
RB Buddy Young	LS Carl Taseff
RB George Taliaferro	RS Tom Keane

1954 COLTS STATISTICS

Record: 3-9 Coach: Weeb Ewbank
Sixth - Western Conference

Home: 2-4 Conf: 2-8
Away: 1-5 NConf: 1-1

Date	Results	Opponent	Attendance	Receiving	No.	Yds.	Avg.	LG	TD
9/26	L	0-48 L.A. RAMS	36,215	Edwards	40	531	13.3	42	1
10/ 2	W	20-14 N.Y. GIANTS	27,088	Colteryahn	30	384	12.8	21	0
10/10	L	9-28 @ Chicago	27,845	Womble	30	338	11.3	78t	3
10/16	L	0-35 @ Detroit	48,272	Taseff	16	159	9.9	30	1
10/24	L	6- 7 GREEN BAY	28,680	Young	15	272	18.1	78t	3
10/31	L	21-24 @ Washington	23,566	Taliaferro	14	122	8.7	29t	1
11/ 6	L	3-27 DETROIT	25,287	Toth	11	51	4.6	13	0
11/13	L	13-24 Green Bay @ Milw.	19,786	Bighead	6	89	14.8	25	0
11/21	L	13-28 CHICAGO	23,093	Mutscheller	1	49	49.0	49	0
11/28	W	17-13 SAN FRANCISCO	23,875	COLTS	163	1995	12.2	78t	9
12/ 4	W	22-21 @ L.A. Rams	30,744	OPPONENTS	178	2503	14.1	80t	12
12/11	L	7-10 @ San Francisco	26,856	Interceptions	No.	Yds.	Avg.	LG	TD

Team Statistics	Colts	Opp	Shula	No.	Yds.	Avg.	LG	TD
TOTAL FIRST DOWNS	169	234	Keane	5	22	4.4	9	0
Rushing	66	95	Eggers	3	18	6.0	10	0
Passing	90	120	Rechichar	2	27	13.5	21	0
Penalty	13	19	Taseff	2	15	7.5	15	0
TOTAL NET YARDS	2934	3930	Leberman	2	0	0.0	0	0
Avg. Per Game	244.5	327.5	Campanella	1	0	0.0	0	0
NET YARDS RUSHING	1275	1630	COLTS	20	166	8.3	25	0
Avg. Per Game	106.3	135.8	OPPONENTS	22	232	10.5	50	1
Total Rushes	364	425	Punting	No.	Yds.	Avg.	LG	Blk.
NET YARDS PASSING	1659	2300	Davidson	72	2680	37.2	55	1
Avg. Per Game	139.1	191.7	COLTS	72	2680	37.2	55	1
Tackled/Yards Lost	-336	-203	OPPONENTS	57	2266	39.8	63	0
Gross Yards	1995	2503	Punt Returns	No.	Yds.	Avg.	LG	TD
Att./Completions	313/163	330/178	Young	14	60	4.3	16	0
Completion Pct.	52.1	53.9	Taseff	8	52	6.5	13	0
Had Intercepted	22	20	Rechichar	6	22	3.7	9	0
PUNTS/AVERAGE	72/37.2	57/39.8	Taliaferro	5	34	6.8	18	0
PENALTIES/YARDS	71/662	92/834	COLTS	33	168	5.1	18	0
FUMBLES/BALL LOST	20/12	28/10	OPPONENTS	45	150	3.3	39	0
TOUCHDOWNS	14	36	Kickoff Returns	No.	Yds.	Avg.	LG	TD
Rushing	4	21	Young	13	308	23.7	30	0
Passing	9	12	Womble	9	170	18.9	27	0
Defense/Kicking	1/0	2/1	Taseff	7	167	23.9	35	0

Score By Periods	1	2	3	4	Total
COLTS	33	55	26	17	131
OPPONENTS	62	65	73	79	279

Scoring	TDR	TDP	TDRt	PAT	FG	S	TP
Kerkorian	1			11-12	5-10		32
Young	2	3					30
Rechichar				1- 1	6-13		19
Womble	3						18
Edwards	1						6
Robinson			1				6
Taliaferro	1						6
Taseff	1						6
Toth	1						6
Finnin							1 2
COLTS	4	9	1	12-13	11-23	1	131
OPPONENTS	21	12	3	36-36	9-19	279	

Rushing	No.	Yds.	Avg.	LG	TD
Young	70	311	4.4	57t	2
Toth	86	303	3.5	15	1
Taseff	41	228	5.0	32	0
Womble	60	174	2.9	24	0
Taliaferro	48	157	3.3	29	0
Kerkorian	22	36	1.6	11	1
Davidson	11	31	2.8	15	0
Huzvar	19	29	1.5	6	0
Shula	2	3	1.5	3	0
Enke	5	3	0.6	5	0
COLTS	364	1275	3.5	57t	4
OPPONENTS	425	1630	3.8	38	21

Passing	Att.	Comp.	Yds.	Pct.	Avg./Att.	TD	TD%	Int.	Int. %	LG	Rating
Kerkorian	217	117	1515	53.9	6.98	9	4.2	12	5.5	78t	66.9
Davidson	64	28	309	43.8	4.83	0	0.0	5	7.8	29	26.1
Enke	28	17	171	60.7	6.11	0	0.0	3	10.7	42	38.5
Taliaferro	2	0	0	0.0	0.00	0	0.0	1	50.0	0	0.0
Keane	1	1	0	100.0	0.00	0	0.0	0	0.0	0	79.2
Toth	1	0	0	0.0	0.00	0	0.0	1	100.0	0	0.0
COLTS	313	163	1995	52.1	5.09	9	2.9	22	7.0	78t	52.3
OPPONENTS	330	178	2503	53.9	7.58	12	3.6	20	6.1	80t	65.5

USUAL STARTERS

PRO BOWLERS IN BOLDFACE

OFFENSE	DEFENSE
WR Lloyd Colteryahn	LDE Gino Marchetti
LT Ken Jackson	LDT Art Donovan
LG Art Spinney	RDT Tom Finnin
C Buzz Nutter	RDE Don Joyce
RG Alex Sandusky	LLB Bill Pellington
RT Jack Little	MLB Joe Campanella
SE Dan Edwards	RLB Doug Eggers
RB Zollie Toth	LCB Carl Taseff
QB Gary Kerkorian	RCB Don Shula
RB Buddy Young	LS Tom Keane
RB Royce Womble	RS Bert Rechichar

1955 COLTS STATISTICS

Record: 5-6-1 Coach: Weeb Ewbank
Fourth - Western Conference

Home: 4-1-1 Conf: 5-4-1
Away: 1-5 NConf: 0-2

Date	Results	Opponent	Attendance	Receiving	No.	Yds.	Avg.	LG	TD
9/25	W 23-17	CHICAGO	36,167	Mutscheller	33	518	15.7	48	7
10/ 1	W 28-13	DETROIT	40,030	Ameche	27	141	5.2	18	0
10/ 8	W 24-20	Green Bay @ Milw.	40,199	Colteryahn	21	251	12.0	22	3
10/16	L 10-38	@ Chicago	40,184	Young, B.	19	426	22.4	82t	1
10/23	L 13-14	WASHINGTON	51,587	Berry	13	205	15.8	45	0
10/29	W 14-10	GREEN BAY	34,411	Dupre	10	153	15.3	30	0
11/ 5	L 14-24	@ Detroit	53,874	Hugasian	3	32	10.7	13	0
11/13	L 7-17	@ N.Y. Giants	33,982	Shields	3	27	9.0	19	0
11/20	T 17-17	L.A. RAMS	41,146	Young, D.	2	15	7.5	11	0
11/27	W 26-14	SAN FRANCISCO	33,485	Womble	1	14	14.0	14	0
12/ 4	L 14-20	@ L.A. Rams	37,024	Pellington	1	10	10.0	10	0
12/11	L 24-35	@ San Francisco	35,371	Taseff	1	3	3.0	3	0

Team Statistics	Colts	Opp	COLTS	Opponents
TOTAL FIRST DOWNS	206	234	134	1795
Rushing	93	120	158	2288
Passing	92	98	13.4	82t
Penalty	21	16	60	12

Interceptions	No.	Yds.	Avg.	LG	TD
Rechichar	6	109	18.2	40	0
Shula	5	64	12.8	31	0
Campanella	2	35	17.5	23	0
Pellington	2	17	8.5	12	0
Thomas	1	23	23.0	23	0
Patera	1	8	8.0	8	0
Bryan	1	4	4.0	4	0
Taseff	1	0	0.0	0	0

COLTS	Opponents	Punting	No.	Yds.	Avg.	LG	Bik.
19	260	Brethauer	55	2161	39.3	56	0
22	269	COLTS	55	2161	39.3	56	0
		OPPONENTS	56	2234	39.9	63	0

Punt Returns	No.	Yds.	Avg.	LG	TD
Rechichar	30	121	4.0	24	0
Taseff	14	46	3.3	20	0
Pellington	1	6	6.0	6	0
Young, D.	1	3	3.0	3	0
Patera	1	2	2.0	2	0
Young, B.	1	0	0.0	0	0

Score By Periods	1	2	3	4	Total	COLTS	Opponents
COLTS	54	44	57	59	214	48	178
OPPONENTS	36	72	69	62	239	37	71

Scoring	TDR	TDP	TDR	PAT	FG	S	TP	Kickoff Returns	No.	Yds.	Avg.	LG	TD
Rechichar				25-26	10-24		55	Rechichar	9	235	26.1	59	0
Ameche	9						54	Young, B.	9	222	24.7	43	0
Mutscheller		7					42	Taseff	7	162	23.1	38	0
Colteryahn		3					18	White	4	142	35.5	54	0
Shaw	3						18	Ameche	4	60	15.0	19	0
Young, B.	1	1					12	Young, D.	2	37	18.5	22	0
Kerkorian	1			1-2			9	Pellington	2	36	18.0	19	0
Dupre	1						6	Berry	2	27	13.5	16	0
COLTS	15	11		25-26	11-26		214	Renfro	1	20	20.0	20	0
OPPONENTS	18	12		29-30	10-14		239	COLTS	40	941	23.5	59	0
								OPPONENTS	36	724	20.1	57	0

Rushing	No.	Yds.	Avg.	LG	TD
Ameche	213	961	4.5	79t	9
Dupre	88	338	3.8	60	1
Shaw	68	301	4.4	37	3
Young, B.	32	87	2.7	25	1
Young, D.	17	39	2.3	10	0
Shields	10	34	3.4	14	0
Hugasian	12	34	2.8	15	0
Kerkorian	6	20	3.7	12	1
Renfro	4	13	3.3	5	0
Bryan	2	4	2.0	8	0
Womble	4	2	0.5	4	0
COLTS	456	1833	4.0	79t	15
OPPONENTS	448	2035	4.5	81t	18

Passing	Att.	Comp.	Yds.	Pct.	Avg./Att.	TD	TD%	Int.	Int. %	LG	Rating
Shaw	237	119	1586	50.2	6.69	10	4.2	19	8.0	82t	52.5
Kerkorian	29	15	209	51.7	7.21	1	3.5	3	10.3	48	47.1
COLTS	266	134	1795	50.4	6.75	11	4.1	22	8.3	82t	51.5
OPPONENTS	320	158	2288	49.4	7.15	12	3.8	19	5.9	60	60.8

USUAL STARTERS

PRO BOWLERS IN BOLDFACE

OFFENSE	DEFENSE
WR Lloyd Colteryahn	LDE Gino Marchetti
LT George Radosevich	LDT Art Donovan
LG Art Spinney	RDT Tom Finnin
C Dick Szymanski	RDE Don Joyce
RG Alex Sandusky	LLB Bill Pellington
RT George Preas	MB Joe Campanella
TE Jim Mutscheller	RLB Doug Eggers
RB Buddy Young	LCB Bert Rechichar
QB George Shaw	RCB Don Shula
RB Alan Ameche	LS Carl Taseff
RB L. G. Dupre	RS Jesse Thomas

1956 COLTS STATISTICS

Record: 5-7 Coach: Weeb Ewbank
Fourth - Western Conference

Home: 4-2 Conf: 3-7
Away: 1-5 NConf: 2-0

Date	Results	Opponent	Attendance	Receiving	No.	Yds.	Avg.	LG	TD
9/30	W 28-21	CHICAGO	45,221	Mutscheller	44	715	16.3	53t	6
10/6	L 14-31	DETROIT	42,622	Berry	37	601	16.2	54	2
10/14	L 33-38	Green Bay @ Milw.	24,214	Ameche	26	189	7.3	22	0
10/21	L 27-58	@ Chicago	48,364	Dupre	16	216	13.5	49t	2
10/28	W 28-21	GREEN BAY	40,086	Vessels	11	177	16.1	30	1
11/11	W 21-7	@ Cleveland	42,404	Moore	11	102	9.3	27	1
11/18	L 3-27	@ Detroit	55,788	Womble	9	180	20.0	43t	2
11/25	W 56-21	L.A. RAMS	40,321	Colteryahn	3	29	9.7	16	0
12/2	L 17-20	SAN FRANCISCO	37,227	Unitas	1	1	1.0	1	0
12/9	L 7-31	@ L.A. Rams	51,037	COLTS	158	2210	14.0	54	14
12/16	L 17-30	@ San Francisco	43,791	OPPONENTS	165	2463	14.9	77t	22
12/23	W 19-17	WASHINGTON	32,944						

Team Statistics	Colts	Opp	Receiving	No.	Yds.	Avg.	LG	TD
TOTAL FIRST DOWNS	216	238	Rechichar	4	63	15.8	42	0
Rushing	106	109	Thomas	2	36	18.0	23	0
Passing	99	115	Taseff	2	13	6.5	8	0
Penalty	11	14	Patera	2	10	5.0	10	0
Eggers			Eggers	1	6	6.0	6	0
TOTAL NET YARDS	4125	4176	Pellington	1	4	4.0	4	0
Avg. Per Game	343.8	348.0	Shula	1	2	2.0	2	0
NET YARDS RUSHING	2204	1916	COLTS	13	134	10.3	42	0
Avg. Per Game	183.7	159.7	OPPONENTS	18	275	15.3	56t	2
Total Rushes	432	447						
NET YARDS PASSING	1921	2260	Punting	No.	Yds.	Avg.	LG	Bik.
Avg. Per Game	160.1	188.3	Rechichar	33	1276	38.7	56	0
Tackled/Yards Lost	-289	-203	Dupre	25	953	38.1	54	0
Gross Yards	2210	2463	COLTS	58	2229	38.4	56	0
Att./Completions	279/158	297/165	OPPONENTS	56	2489	44.4	70	0
Completion Pct.	56.6	55.6	Punt Returns	No.	Yds.	Avg.	LG	TD
Had Intercepted	18	13	Taseff	27	233	8.6	90t	1
PUNTS/AVERAGE	58/38.4	56/44.4	Moore	8	38	4.8	15	0
PENALTIES/YARDS	53/507	62/486	Rechichar	5	10	2.0	7	0
FUMBLES/BALL LOST	18/14	23/15	Nyers	2	16	8.0	16	0
TOUCHDOWNS	38	43	COLTS	42	297	7.1	90t	1
Rushing	21	16	OPPONENTS	39	153	3.9	67t	2
Passing	14	22	Kickoff Returns	No.	Yds.	Avg.	LG	TD
Defense/Kicking	1/2	3/2	Vessels	16	379	23.7	42	0
			Moore	10	129	12.9	21	0

Score By Periods	1	2	3	4	Total
COLTS	55	103	51	61	270
OPPONENTS	80	64	83	95	322

Scoring	TDR	TDP	TDR1	PAT	FG	S	TP
Moore	8	1					54
Ameche	8						48
Mutscheller		6					36
Dupre	2	2					24
Fearnster				24-26	0-3		24
Vessels	2	1					18
Rechichar				8-10	3-13		17
Berry		2					12
Taseff			2				12
Womble		2					12
Thomas			1				6
Unitas	1						6
Kerkorian				1-2			1
COLTS	21	14	3	33-38	3-16		270
OPPONENTS	16	22	5	40-43	8-19		322

USUAL STARTERS

PRO BOWLERS IN BOLDFACE

Rushing	No.	Yds.	Avg.	LG	TD	OFFENSE	DEFENSE
Ameche	178	858	4.8	43	8	WR Raymond Berry	LDE Gino Marchetti
Moore	86	649	7.5	79t	8	LT Ken Jackson	LDT Art Donovan
Vessels	44	215	4.9	31	2	LG Art Spinney	RDT Tom Finin
Dupre	49	182	3.7	21	2	C Buzz Nutter	RDE Don Joyce
Unitas	28	155	5.5	34	1	RG Alex Sandusky	LLB Bill Pellington
Womble	20	72	3.6	12	0	RT George Preas	MLB Joe Campanella
Shaw	20	63	3.2	19	0	TE Jim Mutscheller	RLB Doug Eggers
Young, D.	5	7	1.4	3	0	RB Lenny Moore	LCB Bert Rechichar
Taseff	1	2	2.0	2	0	QB John Unitas	RCB Don Shula
Rechichar	1	1	1.0	1	0	RB Alan Ameche	LS Carl Taseff
COLTS	432	2204	5.1	79t	21	RB L. G. Dupre	RS Jesse Thomas
OPPONENTS	447	1916	4.3	33	16		

Passing	Att.	Comp.	Yds.	Pct.	Avg./Att.	TD	TD%	Int.	Int. %	LG	Rating
Unitas	198	110	1498	55.6	7.57	9	4.6	10	5.1	54	74.0
Shaw	75	45	645	60.0	8.60	3	4.0	7	9.3	49t	62.4
Moore	4	1	8	25.0	2.00	1	25.0	1	25.0	8t	39.6
Kerkorian	2	2	59	100.0	29.50	1	0.0	0	0.0	40	158.3
COLTS	279	158	2210	56.6	7.92	14	5.0	18	6.5	54	72.1
OPPONENTS	297	165	2463	55.6	8.29	22	7.4	13	4.4	77t	89.3

1957 COLTS STATISTICS

Record: 7-5 Coach: Weeb Ewbank
Third - Western Conference

Home: 4-2 Conf: 6-4
Away: 3-3 NConf: 1-1

Date	Results	Opponent	Attendance	Receiving	No.	Yds.	Avg.	LG	TD
9/29	W 34-14	DETROIT	40,112	Berry	47	800	17.0	67t	6
10/ 5	W 20-10	CHICAGO	46,558	Moore	40	687	17.2	82t	7
10/13	W 45-17	Green Bay @ Milw.	26,322	Mutscheller	32	558	17.4	66t	8
10/20	L 27-31	@ Detroit	55,764	Dupre	32	339	10.6	43	2
10/27	L 21-24	GREEN BAY	48,510	Ameche	15	137	9.1	40	2
11/ 3	L 13-19	PITTSBURGH	42,575	Wormble	7	69	9.9	37	0
11/10	W 21-17	@ Washington	33,149	Call	4	18	4.5	8	0
11/17	W 29-14	@ Chicago	47,168	COLTS	177	2608	14.7	82t	25
11/24	W 27-21	SAN FRANCISCO	50,073	OPPONENTS	175	2548	14.6	75t	19
12/ 1	W 31-14	L.A. RAMS	52,060	Interceptions	No.	Yds.	Avg.	LG	TD
12/ 8	L 13-17	@ San Francisco	59,950	Davis	10	219	21.9	75t	2
12/15	L 21-37	@ L.A. Rams	52,560	Rechichar	5	33	6.6	21	0

Team Statistics		Colts	Opp	Receiving	No.	Yds.	Avg.	LG	TD			
TOTAL FIRST DOWNS		222	204	Nelson	5	29	5.8	13	0			
Rushing		91	69	Shinnick	2	31	15.5	22	0			
Passing		117	118	Patera	1	16	16.0	16	0			
Penalty		14	17	DeCarlo	1	14	14.0	14	0			
TOTAL NET YARDS		4123	3406	Taseff	1	7	7.0	7	0			
Avg. Per Game		343.6	283.8	Joyce	1	0	0.0	0	0			
NET YARDS RUSHING		1735	1174	Moore	1	0	0.0	0	0			
Avg. Per Game		144.6	97.8	Thomas	1	0	0.0	0	0			
Total Rushes		434	375	COLTS	28	349	12.5	75t	2			
NET YARDS PASSING		2388	2232	OPPONENTS	19	180	9.5	28	0			
Avg. Per Game		199.0	186.0	Punting	No.	Yds.	Avg.	LG	Blk.			
Tackled/Yards Lost		-220	-316	Davidson	47	1664	35.4	56	0			
Gross Yards		2608	2548	Rechichar	5	157	31.4	51	0			
Att./Completions		314/177	342/175	Dupre	3	75	25.0	38	0			
Completion Pct.		56.4	51.2	COLTS	55	1896	34.5	56	0			
Had Intercepted		19	28	OPPONENTS	56	2380	42.5	76	0			
PUNTS/AVERAGE		55/34.5	56/42.5	Punt Returns	No.	Yds.	Avg.	LG	TD			
PENALTIES/YARDS		67/712	60/546	Rechichar	22	71	3.2	22	0			
FUMBLES/BALL LOST		22/12	29/12	Taseff	7	60	8.6	49	0			
TOUCHDOWNS		41	29	Moore	2	0	0.0	0	0			
Rushing		12	10	Shinnick	1	2	2.0	2	0			
Passing		25	19	Davis	1	0	0.0	0	0			
Defense/Kicking		3/1	0/0	COLTS	33	133	4.0	49	0			
Score By Periods		1	2	3	4	Total	Kickoff Returns	No.	Yds.	Avg.	LG	TD
COLTS		82	65	70	86	303	Nyers	17	350	20.6	46	0
OPPONENTS		34	75	28	98	235	Call	14	329	23.5	45	0

Scoring	TDR	TDP	TDR1	PAT	FG	S	TP	Kickoff Returns	No.	Yds.	Avg.	LG	TD
Moore	3	7	1				66	Davidson	5	79	15.8	21	0
Mutscheller		8					48	Pricer	2	40	20.0	23	0
Ameche	5	2					42	Owens	1	23	23.0	23	0
Berry		6					36	Myhra	1	19	19.0	19	0
Rechichar				22-25	3-13		31	Moore, H.	1	16	16.0	16	0
Myhra				14-16	4- 6		26	Rechichar	1	0	0.0	0	0
Dupre	2	2					24	Moore, L.	0	92	0.0	92t	1
Davis			2				12	COLTS	42	948	22.6	92t	1
Marchetti			1				6	OPPONENTS	49	1120	22.9	64	0
Shaw	1						6						
Unitas	1						6						
COLTS	12	25	4	36-41	7-19		303						
OPPONENTS	10	19	0	29-29	10-21		1235						

Rushing	No.	Yds.	Avg.	LG	TD	USUAL STARTERS	
Ameche	144	493	3.4	49	5	PRO BOWLERS IN BOLDFACE	
Moore	98	488	5.0	55t	3	OFFENSE	DEFENSE
Dupre	101	375	3.7	22	2	WR Raymond Berry	LDE Gino Marchetti
Unitas	42	171	4.1	24	1	LT Jim Parker	LDT Art Donovan
Call	33	145	4.4	24	0	LG Art Spinney	RDT Gene Lipscomb
Shaw	5	30	6.0	11	1	C Buzz Nutter	RDE Don Joyce
Pricer	2	18	9.0	14	0	RG Alex Sandusky	LLB Don Shinnick
Wormble	7	18	2.6	7	0	RT George Preas	MLB Jack Patera
Myhra	1	1	1.0	1	0	TE Jim Mutscheller	RLB Doug Eggers
Nyers	1	4	4.0	4	0	RB Lenny Moore	LCB Carl Taseff
COLTS	434	1735	4.0	55t	12	QB John Unitas	RCB Milt Davis
OPPONENTS	375	1174	3.1	57	10	RB Alan Ameche	LS Andy Nelson
						RB L.G. Dupre	RS Bert Rechichar

Passing	Att.	Comp.	Yds.	Pct.	Avg./Att.	TD	TD%	Int.	Int.%	LG	Rating
Unitas	301	172	2550	57.1	8.47	24	8.0	17	5.7	82t	88.0
Shaw	9	5	58	55.6	6.44	1	11.1	1	11.1	17	72.7
Davidson	2	0	0	0.0	0.00	0	0.0	1	0.0	0	0.0
Moore	2	0	0	0.0	0.00	0	0.0	0	0.0	0	39.6
COLTS	314	177	2608	56.4	8.31	25	8.0	19	6.1	82t	85.0
OPPONENTS	342	175	2548	51.2	7.45	19	5.6	28	8.2	75t	60.2

1958 COLTS STATISTICS

World Champions

Record: 9-3 Coach: Weeb Ewbank

First - Western Conference

Home: 6-0 Conf: 8-2

Away: 3-3 NConf: 1-1

Date	Results	Opponent	Attendance	Receiving	No.	Yds.	Avg.	LG	TD
9/28	W 28-15	DETROIT	48,377	Berry	56	794	14.2	54	9
10/ 4	W 51-38	CHICAGO	52,622	Moore	50	938	18.8	77t	7
10/12	W 24-17	Green Bay @ Milw.	24,553	Mutscheller	28	504	18.0	54t	7
10/19	W 40-14	@ Detroit	55,190	Dupre	13	111	8.5	22	0
10/26	W 35-10	WASHINGTON	54,403	Ameche	13	81	6.2	18	1
11/ 2	W 56- 0	GREEN BAY	51,333	Lyles	5	24	4.8	11	1
11/ 9	L 21-24	@ N.Y. Giants	71,164	Rechichar	4	34	8.5	12	1
11/16	W 17- 0	@ Chicago	48,664	Call	4	28	7.0	12	0
11/23	W 34- 7	L.A. RAMS	57,557	Pricer	3	14	4.7	6	0
11/30	W 35-27	SAN FRANCISCO	57,557	DeCarlo	1	10	10.0	10	0
12/ 6	L 28-30	@ L.A. Rams	100,202	Pellington	1	-1	-1.0	-1	0
12/14	L 12-21	@ San Francisco	53,334	COLTS	178	2537	14.3	77t	26
12/28	W 23-17	@ N.Y. Giants OT	64,185	OPPONENTS	168	2248	13.4	69t	9

Team Statistics	Colts	Opp	Interceptions	No.	Yds.	Avg.	LG	TD
TOTAL FIRST DOWNS	253	188	Nelson	8	199	21.9	69	1
Rushing	117	70	Brown	8	149	6.6	30	0
Passing	120	106	Taseff	7	52	5.8	17	0
Penalty	16	12	Pellington	4	44	15.5	21	0
TOTAL NET YARDS	4539	3284	Davis	4	40	16.0	28	0
Avg. Per Game	378.3	273.7	Shinnick	3	23	14.0	16	0
NET YARDS RUSHING	2127	1291	Sanford	1	7	7.0	7	0
Avg. Per Game	177.3	107.6	COLTS	35	514	14.7	69	1
Total Rushes	456	331	OPPONENTS	11	169	15.4	44t	3
NET YARDS PASSING	2412	1993	Punting	No.	Yds.	Avg.	LG	Bk.
Avg. Per Game	201.0	166.1	Brown	41	1635	39.9	60	0
Tackled/Yards Lost	-125	-255	Horn	19	647	34.1	48	0
Gross Yards	2537	2248	Stone	1	28	28.0	28	0
Att./Completions	354/178	363/168	Dupre	1	0	0.0	0	0
Completion Pct.	50.3	46.3	COLTS	62	2310	37.3	60	0
Had Intercepted	11	35	OPPONENTS	62	2736	44.1	60	0
PUNTS/AVERAGE	62/37.3	62/44.1	Punt Returns	No.	Yds.	Avg.	LG	TD
PENALTIES/YARDS	55/518	60/555	Taseff	29	196	6.8	33	0
FUMBLES/BALL LOST	26/11	31/17	Rechichar	7	29	4.1	11	0
TOUCHDOWNS	53	27	Moore	2	11	5.5	11	0
Rushing	24	13	Simpson	1	1	1.0	1	0
Passing	26	9	COLTS	39	237	6.1	33	0
Defense/Kicking	1/2	3/2	OPPONENTS	40	176	4.4	71t	1

Score By Periods	1	2	3	4	Total	Kickoff Returns	No.	Yds.	Avg.	LG	TD		
COLTS	92	93	63	133	381	Lyles	11	398	36.2	103t	2		
OPPONENTS	41	66	65	31	203	Pricer	9	168	18.7	28	0		
Scoring	TDR	TDP	TDRt	PAT	FG	S	TP	Moore	4	91	22.8	25	0
Moore	7	7					84	Simpson	3	59	19.7	24	0
Myhra			48-51	4-10			60	Rechichar	3	50	16.7	22	0
Ameche	8	1					54	Call	2	48	24.0	26	0
Berry		9					54	Taseff	1	50	50.0	50	0
Mutscheller		7					42	DeCarlo	1	0	0.0	0	0
Lyles	1	1	2				24	COLTS	34	864	25.4	103t	2
Dupre	3						18	OPPONENTS	43	1241	28.9	99t	1
Unitas	3						18						
Rechichar		1		1-4			9						
Nelson			1				6						
Pricer	1						6						
Shaw	1		0-1				6						
COLTS	24	26	3	48-52	5-14	381							
OPPONENTS	13	9	5	23-27	6-17	203							

USUAL STARTERS

PRO BOWLERS IN BOLDFACE

	No.	Yds.	Avg.	LG	TD	OFFENSE	DEFENSE
Rushing	No.	Yds.	Avg.	LG	TD	WR Raymond Berry	LDE Gino Marchetti
Ameche	171	791	4.6	28	8	LT Jim Parker	LDT Art Donovan
Moore	82	598	7.3	73t	7	LG Art Spinney	RDT Gene Lipscomb
Dupre	95	390	4.1	39	3	C Buzz Nutter	RDE Don Joyce
Call	37	154	4.2	35	0	RG Alex Sandusky	LLB Leo Sanford
Unitas	33	139	4.2	28	3	RT George Preas	MLB Bill Pellington
Lyles	22	41	1.7	27t	1	TE Jim Mutscheller	RLB Don Shinnick
Pricer	10	26	2.6	4	1	WR Lenny Moore	LCB Carl Taseff
Shaw	5	3	0.6	3	1	QB John Unitas	RCB Milt Davis
Brown	1	9	9.0	9	0	RB Alan Ameche	LS Andy Nelson
COLTS	456	2127	4.7	73t	24	RB L.G. Dupre	RS Ray Brown
OPPONENTS	331	1291	3.9	28	13		

Passing	Att.	Comp.	Yds.	Pct.	Avg./Att.	TD	TD%	Int.	Int.%	LG	Rating
Unitas	263	136	2007	51.7	7.63	19	7.2	7	2.7	77t	90.0
Shaw	89	41	531	46.1	5.97	7	7.9	4	4.5	57	72.8
Brown	2	1	1	50.0	0.50	0	0.0	0	0.0	1	56.3
COLTS	354	178	2537	50.3	7.17	26	7.3	11	3.1	77t	85.4
OPPONENTS	363	168	2248	46.3	6.19	9	2.5	35	9.6	69t	35.1

1959 COLTS STATISTICS

World Champions

Record: 9-3 Coach: Weeb Ewbank
First - Western Conference

Home: 4-2 Conf: 9-1
Away: 5-1 NConf: 0-2

Date	Results	Opponent	Attendance	Rushing	No.	Yds.	Avg.	LG	TD
9/27	W 21-9	DETROIT	55,588	Lewis	4	2	0.5	2	0
10/3	L 21-26	CHICAGO	57,557	COLTS	435	1705	3.9	53t	13
10/11	W 31-24	@ Detroit	54,197	OPPONENTS	325	1557	4.8	70t	16
10/18	W 21-7	@ Chicago	48,430	Receiving	No.	Yds.	Avg.	LG	TD
10/25	W 38-21	GREEN BAY	57,557	Berry	66	959	14.5	55t	14
11/1	L 31-38	CLEVELAND	57,557	Moore	47	846	18.0	71	6
11/8	L 24-27	@ Washington	32,773	Mutscheller	44	699	15.9	40t	8
11/15	W 28-24	Green Bay @ Milw.	25,521	Ameche	13	129	9.9	30	1
11/22	W 45-14	SAN FRANCISCO	57,557	Sommer	7	111	15.7	56	0
11/29	W 35-21	L.A. RAMS	57,557	Richardson	7	81	11.6	15	3
12/5	W 34-14	@ San Francisco	59,075	Dupre	6	47	7.8	18	1
12/12	W 45-26	@ L.A. Rams	65,528	Lewis	3	54	18.0	25	0
12/27	W 31-16	N.Y. GIANTS	57,545	Pricer	2	3	1.5	4	0

Team Statistics	Colts	Opp	Colts	Opp	Interceptions	No.	Yds.	Avg.	LG	TD
TOTAL FIRST DOWNS	267	195	COLTS	196	2938	15.0	71	33		
Rushing	95	65	OPPONENTS	171	2497	14.6	81t	13		
Passing	148	118	Davis	7	119	17.0	57t	1		
Penalty	24	12	Shinnick	7	70	10.0	23	0		
TOTAL NET YARDS	4458	3899	Nelson	6	33	5.5	33t	1		
Avg. Per Game	371.5	324.9	Brown	5	89	17.8	44	0		
NET YARDS RUSHING	1705	1557	Szymanski	5	24	4.8	15t	1		
Avg. Per Game	142.1	129.7	Pellington	4	99	24.8	30t	1		
Total Rushes	435	325	Taseff	2	60	30.0	33	0		
NET YARDS PASSING	2753	2342	Lipscomb	1	49	49.0	49	0		
Avg. Per Game	229.4	195.2	Matuszak	1	23	23.0	23	0		
Tackled/Yards Lost	-185	-155	Sample	1	10	10.0	10	0		
Gross Yards	2938	2497	Marchetti	1	1	0.0	0	0		
Att./Completions	375/196	351/171	COLTS	40	577	14.4	57t	4		
Completion Pct.	52.3	48.7	OPPONENTS	14	199	14.2	37	2		
Had Intercepted	14	40	Punting	No.	Yds.	Avg.	LG	Bk.		
PUNTS/AVERAGE	53/41.9	50/44.7	Sherer	51	2132	41.8	60	0		
PENALTIES/YARDS	56/634	65/610	Brown	2	89	44.5	55	0		
FUMBLES/BALL LOST	22/9	18/9	COLTS	53	2221	41.9	60	0		
TOUCHDOWNS	51	31	OPPONENTS	50	2236	44.7	60	0		
Rushing	13	16	Punt Returns	No.	Yds.	Avg.	LG	TD		
Passing	33	13	Sample	22	129	5.8	25	0		
Defense/Kicking	4/1	2/0	Taseff	15	104	6.9	25	0		
			Shinnick	1	0	0.0	0	0		

Score By Periods	1	2	3	4	Total
COLTS	55	94	83	142	374
OPPONENTS	31	90	85	45	251

Scoring	TDR	TDP	TDRt	PAT	FG	S	TP
Berry		14					84
Myhra				50-51	6-17		68
Ameche	7	1					48
Moore	2	6					48
Mutscheller		8					48
Richardson		3					18
Sommer	2						12
Unitas	2						12
Davis			1				6
Dupre		1					6
Nelson			1				6
Pellington			1				6
Szymanski			1				6
Taseff			1				6
Rechichar				0-1			0
COLTS	13	33	5	50-51	6-18		374
OPPONENTS	16	13	2	29-31	12-22		251

Rushing	No.	Yds.	Avg.	LG	TD
Ameche	178	679	3.8	26	7
Moore	92	422	4.6	31t	2
Sommer	61	227	3.7	53t	2
Unitas	29	145	5.0	21	2
Pricer	34	128	3.8	16	0
Dupre	23	54	2.4	21	0
Hawkins	12	44	3.7	11	0
Brown	2	4	2.0	3	0

Passing	Att.	Comp.	Yds.	Pct.	Avg./Att.	TD	TD%	Int.	Int. %	LG	Rating
Unitas	367	193	2899	52.6	7.90	32	8.7	14	3.8	71	92.0
Brown	4	1	14	25.0	3.50	0	0.0	0	0.0	14	41.7
Moore	3	2	25	66.7	8.33	1	33.3	0	0.0	13	132.0
Dupre	1	0	0	0.0	0.00	0	0.0	0	0.0	0	39.6
COLTS	375	196	2938	52.3	7.83	33	8.8	14	3.7	71	92.1
OPPONENTS	351	171	2497	48.7	7.11	13	3.7	40	11.1	81t	45.1

USUAL STARTERS

PRO BOWLERS IN BOLDFACE

OFFENSE	DEFENSE
WR Raymond Berry	LDE Gino Marchetti
LT Jim Parker	LDT Art Donovan
LG Art Spinney	RDT Gene Lipscomb
C Buzz Nutter	RDE Don Joyce
RG Alex Sandusky	LLB Bill Pellington
RT George Preas	MLB Dick Szymanski
TE Jim Mutscheller	RLB Don Shinnick
WR Lenny Moore	LCB Carl Taseff
QB John Unitas	RCB Milt Davis
RB Alan Ameche	LS Andy Nelson
RB Mike Sommer	RS John Sample

1960 COLTS STATISTICS

Record: 6-6 Coach: Weeb Ewbank
Fourth - Western Conference

Home: 4-2 Conf: 5-6
Away: 2-4 NConf: 1-0

Date	Results	Opponent	Attendance
9/25	W 20-0	WASHINGTON	53,818
10/ 2	W 42-7	CHICAGO	57,808
10/ 9	L 21-35	@ Green Bay	32,150
10/16	W 31-17	L.A. RAMS	57,808
10/23	L 17-30	@ Detroit	53,854
10/30	W 45-7	@ Dallas	25,500
11/ 6	W 38-24	GREEN BAY	57,808
11/13	W 24-20	@ Chicago	48,713
11/27	L 22-30	SAN FRANCISCO	57,808
12/ 4	L 15-20	DETROIT	57,808
12/11	L 3-10	@ L.A. Rams	75,461
12/18	L 10-34	@ San Francisco	57,269

Team Statistics		Colts	Opp
TOTAL FIRST DOWNS			
Rushing		64	86
Passing		143	98
Penalty		20	11
TOTAL NET YARDS			
Avg. Per Game		353.8	276.4
NET YARDS RUSHING			
Avg. Per Game		107.4	132.6
Total Rushes		345	379
NET YARDS PASSING			
Avg. Per Game		246.3	143.8
Tackled/Yards Lost		-208	-342
Gross Yards		3164	2068
Att./Completions		392/196	298/144
Completion Pct.		50.0	48.3
Had Intercepted		24	30
PUNTS/AVERAGE		52/38.5	54/46.4
PENALTIES/YARDS		51/504	59/538
FUMBLES/BALL LOST		24/12	20/9
TOUCHDOWNS			
Rushing		10	17
Passing		26	8
Defense/Kicking		0/1	1/1

Score By Periods	1	2	3	4	Total
COLTS	53	123	44	68	288
OPPONENTS	23	48	62	101	234

Scoring	TDR	TDP	TDR1	PAT	FG S	TP
Moore	4	9				78
Myhra				35-37	9-19	62
Berry		10				60
Hawkins	2	3				30
Ameche	3					18
Mutscheller		2				12
Pricer	1	1				12
Richardson		1				6
Sample			1			6
Lipscomb						1 2
Shields						1 2
COLTS	10	26	1	35-37	9-19	2 288
OPPONENTS	17	8	2	27-27	15-30	2 234

Rushing	No.	Yds.	Avg.	LG	TD
Moore	91	374	4.1	57t	4
Hawkins	76	267	3.5	17	2
Ameche	80	263	3.3	16	3
Unitas	36	195	5.4	27	0
Pricer	46	131	2.9	11	1
Brown	2	25	12.5	23	0
Welch	5	23	4.6	7	0
Sample	1	7	7.0	7	0

Passing	Att.	Comp.	Yds.	Pct.	Avg./Att.	TD	TD%	Int.	Int.%	LG	Rating
Unitas	378	190	3099	50.3	8.20	25	6.6	24	6.4	80t	73.7
Brown	13	6	65	46.2	5.00	1	7.7	0	0.0	21	87.0
Moore	1	0	0	0.0	0.00	0	0.0	0	0.0	0	39.6
COLTS	392	196	3164	50.0	8.07	26	6.6	24	6.1	80t	74.0
OPPONENTS	298	144	2068	48.3	6.94	8	2.7	30	10.1	65t	40.6

Rushing	No.	Yds.	Avg.	LG	TD
Taseff	4	3	0.8	4	0
Kovac	4	1	0.3	5	0
COLTS	345	1289	3.7	57t	10
OPPONENTS	379	1591	4.2	66t	17

Receiving	No.	Yds.	Avg.	LG	TD
Berry	74	1298	17.5	70t	10
Moore	45	936	20.8	80t	9
Hawkins	25	280	11.2	49	3
Mutscheller	18	271	15.1	43t	2
DeCarto	8	116	14.5	22	0
Richardson	8	90	11.3	23	1
Pricer	8	77	9.6	21	1
Ameche	7	56	8.0	19	0
Kovac	2	27	13.5	25	0
Taseff	1	13	13.0	13	0
COLTS	196	3164	16.1	80t	26
OPPONENTS	144	2068	14.4	65t	8

Interceptions	No.	Yds.	Avg.	LG	TD
Boyd	7	132	18.9	74	0
Nelson	6	47	7.8	22	0
Davis	6	32	5.3	19	0
Shinnick	5	40	8.0	11	0
Sample	4	27	6.8	18	0
Szymanski	1	15	15.0	15	0
Pellington	1	4	4.0	4	0
COLTS	30	297	9.9	74	0
OPPONENTS	24	272	11.3	80t	1

Punting	No.	Yds.	Avg.	LG	Blk.
Brown	52	2001	38.5	55	0
COLTS	52	2001	38.5	55	0
OPPONENTS	54	2506	46.4	62	0

Punt Returns	No.	Yds.	Avg.	LG	TD
Sample	14	101	7.2	26	0
Taseff	6	25	4.2	7	0
Nelson	3	1	0.3	1	0
COLTS	23	127	5.5	26	0
OPPONENTS	15	48	3.2	10	0

Kickoff Returns	No.	Yds.	Avg.	LG	TD
Sample	18	519	28.8	94t	1
Taseff	14	291	20.8	30	0
Pricer	6	88	14.7	17	0
Welch	4	80	20.0	28	0
Pellington	2	11	5.5	9	0
Moore	1	23	23.0	23	0
Sommer	1	10	10.0	10	0
Kovac	1	8	8.0	8	0
COLTS	47	1030	21.9	94t	1
OPPONENTS	44	1253	28.5	97t	1

USUAL STARTERS

PRO BOWLERS IN BOLDFACE

OFFENSE		DEFENSE	
WR Raymond Berry	LDE Gino Marchetti	LDT Art Donovan	RDT Gene Lipscomb
LT Jim Parker	RDE Ordeil Braase	LLB Bill Pellington	MLB Dick Szymanski
LG Art Spinney	RLB Don Shinnick	LCB Bob Boyd	RCB Milt Davis
C Buzz Nutter	LS Andy Nelson	RS John Sample	
RG Alex Sandusky			
RT George Preas			
TE Jim Mutscheller			
WR Lenny Moore			
QB John Unitas			
RB Alan Ameche			
RB Alex Hawkins			

1961 COLTS STATISTICS

Record: 8-6 Coach: Weeb Ewbank
Third - Western Conference

Home: 5-2 Conf: 6-6
Away: 3-4 NConf: 2-0

Date	Results	Opponent	Attendance	Receiving	No.	Yds.	Avg.	LG	TD
9/17	W 27-24	L.A. RAMS	54,259	Berry	75	873	11.6	44	0
9/24	L 15-16	DETROIT	54,259	Moore	49	728	14.9	72t	8
10/1	W 34-33	MINNESOTA	54,259	Perry	34	322	9.5	27	1
10/8	L 7-45	@ Green Bay	38,669	Mutscheller	20	370	18.5	45	2
10/15	L 10-24	@ Chicago	48,719	Hawkins	20	158	7.9	22	1
10/22	W 17-14	@ Detroit	53,016	Orr	18	357	19.8	64	4
10/29	L 20-21	CHICAGO	57,641	Smolinski	9	100	11.1	25	1
11/5	W 45-21	GREEN BAY	57,641	Mackey	4	66	16.5	19	0
11/12	L 20-28	@ Minnesota	38,010	Sommer	1	31	31.0	31	0
11/19	W 16-0	ST. LOUIS	56,112	Matte	1	8	8.0	8	0
11/26	W 27-6	@ Washington	41,062	Szymanski	1	5	5.0	5	0
12/3	W 20-17	SAN FRANCISCO	57,641	COLTS	232	3018	13.0	72t	17
12/9	L 17-34	@ L.A. Rams	41,268	OPPONENTS	161	2320	14.4	84t	18
12/16	W 27-24	@ San Francisco	45,517						

Team Statistics	Colts	Opp	Interceptions	No.	Yds.	Avg.	LG	TD
TOTAL FIRST DOWNS	274	232	Glick	4	18	4.5	10	0
Rushing	124	108	Harrison	3	43	14.3	27	0
Passing	135	110	Pellington	3	9	3.0	4	0
Penalty	15	14	Shinnick	2	15	7.5	15	0
TOTAL NET YARDS	4922	3782	Boyd	2	0	0.0	0	0
Avg. Per Game	351.6	270.1	Burkett	1	23	23.0	23	0
NET YARDS RUSHING	2119	1869	Taseff	1	15	15.0	15	0
Avg. Per Game	151.4	133.5	COLTS	16	123	7.7	27	0
Total Rushes	456	418	OPPONENTS	29	406	14.0	41t	1
NET YARDS PASSING	2803	1913	Punting	No.	Yds.	Avg.	LG	Blk.
Avg. Per Game	200.2	136.6	Gilburg	42	1804	43.0	61	0
Tackled/Yards Lost	-215	-407	COLTS	42	1804	43.0	61	0
Gross Yards	3018	2320	OPPONENTS	64	2648	41.4	67	0
Att./Completions	438/232	351/161	Punt Returns	No.	Yds.	Avg.	LG	TD
Completion Pct.	53.0	46.0	Boyd	18	173	9.6	46	0
Had Intercepted	29	16	Taseff	5	39	7.8	23	0
PUNTS/AVERAGE	42/43.0	64/41.4	Hawkins	4	20	5.0	9	0
PENALTIES/YARDS	69/589	66/547	Nelson	4	19	4.8	12	0
FUMBLES/BALL LOST	21/13	19/8	Harrison	1	16	16.0	16	0
TOUCHDOWNS	34	37	Smolinski	1	2	2.0	2	0
Rushing	17	17	COLTS	33	269	8.2	46	0
Passing	17	18	OPPONENTS	18	248	13.8	72t	1
Defense/Kicking	0/0	1/1	Kickoff Returns	No.	Yds.	Avg.	LG	TD

Score By Periods	1	2	3	4	Total	Colts	Opponents
COLTS	72	101	63	66	302		
OPPONENTS	57	68	92	90	307		

Scoring	TDR	TDP	TDR	PAT	FG	S	TP
Myhra			33-34	21-39			96
Moore	7	8					90
Hawkins	4	1					30
Orr		4					24
Perry	3	1					24
Mutscheller		2					12
Unitas	2						12
Smolinski		1					6
Welch	1						6
Marchetti							1 2
COLTS	17	17	33-34	21-39			1302
OPPONENTS	17	18	2 37-37	16-26			307

Rushing	No.	Yds.	Avg.	LG	TD
Perry	168	675	4.0	27	3
Moore	92	648	7.0	54t	7
Hawkins	86	379	4.4	39	4
Unitas	54	190	3.5	18	2
Smolinski	31	98	3.2	14	0
Welch	1	60	60.0	60t	1
Matte	13	54	4.2	11	0
Sommer	6	10	1.7	9	0
Hill	1	4	4.0	4	0
McHan	4	1	0.3	7	0
COLTS	456	2119	4.6	60	17
OPPONENTS	418	1869	4.5	54t	17

Passing	Att.	Comp.	Yds.	Pct.	Avg./Att.	TD	TD%	Int.	Int. %	LG	Rating
Unitas	420	229	2990	54.5	7.12	16	3.8	24	5.7	72t	66.1
McHan	15	3	28	20.0	1.87	1	6.7	4	26.7	17t	22.2
Moore	2	0	0	0.0	0.00	0	0.0	1	50.0	0	0.0
Boyd	1	0	0	0.0	0.00	0	0.0	0	0.0	0	39.6
COLTS	438	232	3018	53.0	6.89	17	3.9	29	6.6	72t	60.3
OPPONENTS	351	161	2320	46.0	6.61	18	5.1	16	4.6	84t	65.9

USUAL STARTERS

PRO BOWLERS IN BOLDFACE

OFFENSE	DEFENSE
WR Raymond Berry	LDE Gino Marchetti
LT Jim Parker	LDT Art Donovan
LG Palmer Pyle	RDT Billy Ray Smith
C Dick Szymanski	RDE Ordell Braase
RG Alex Sandusky	LLB Bill Pellington
RT George Preas	MLB Jack Burkett
TE Jim Mutscheller	RLB Don Shinnick
WR Lenny Moore	LCB Bob Boyd
QB John Unitas	RCB Gary Glick
RB Joe Perry	LS Andy Nelson
RB Alex Hawkins	RS Bob Harrison

1962 COLTS STATISTICS

Record: 7-7 Coach: Weeb Ewbank
Fourth - Western Conference

Home: 3-4 Conf: 5-7
Away: 4-3 NConf: 2-0

Date	Results	Opponent	Attendance	Rushing	No.	Yds.	Avg.	LG	TD
9/16	W 30-27	L.A. RAMS	54,796	Clemens	2	9	4.5	6	0
9/23	W 34-7	@ Minnesota	30,787	McHan	4	4	1.0	5	0
9/30	L 20-29	DETROIT	57,966	COLTS	448	1601	3.6	29	9
10/ 7	L 13-21	SAN FRANCISCO	54,158	OPPONENTS	423	1504	3.6	45t	17
10/14	W 36-14	@ Cleveland	80,132	Receiving	No.	Yds.	Avg.	LG	TD
10/21	L 15-35	@ Chicago	49,066	Orr	55	974	17.7	80t	11
10/28	L 6-17	GREEN BAY	57,966	Berry	51	687	13.5	37	3
11/ 4	W 22-3	@ San Francisco	44,875	Mackey	25	396	15.8	57	4
11/11	W 14-2	@ L.A. Rams	39,502	Owens	25	307	12.3	26	2
11/18	L 13-17	@ Green Bay	38,669	Perry	22	194	8.8	32	0
11/25	L 0-57	CHICAGO	56,164	Moore	18	215	11.9	80	2
12/ 2	L 14-21	@ Detroit	53,012	Bielski	15	200	13.3	22	2
12/ 8	W 34-21	WASHINGTON	56,964	Smolinski	13	128	9.9	33t	1
12/16	W 42-17	MINNESOTA	53,645	Matte	8	81	10.1	22	1

Team Statistics		Colts	Opp	Interceptions		No.	Yds.	Avg.	LG	TD
TOTAL FIRST DOWNS		251	226	Boyd	7	163	23.3	38	0	
Rushing	94	91	COLTS	Shinnick	5	16	3.3	9	0	
Passing	145	119	OPPONENTS	Nelson	4	20	5.0	10	0	
Penalty	12	16	Harris	2	52	26.0	38	0		
TOTAL NET YARDS		4666	4123	Pellington	2	29	14.5	21	0	
Avg. Per Game	333.3	294.5	Burkett	2	21	10.5	12	0		
NET YARDS RUSHING		1601	1504	Welch	1	30	30.0	30	0	
Avg. Per Game	114.4	107.4	COLTS	23	331	14.4	38	0		
Total Rushes	448	423	OPPONENTS	25	386	15.4	40	0		
NET YARDS PASSING		3065	2619	Punting	No.	Yds.	Avg.	LG	Blk.	
Avg. Per Game	218.9	187.1	Gilburg	57	2384	41.8	62	0		
Tackled/Yards Lost	-265	-356	McHan	1	22	22.0	22	0		
Gross Yards	3330	2975	COLTS	58	2406	41.5	62	0		
Att./Completions	423/237	381/206	OPPONENTS	67	2861	42.7	64	0		
Completion Pct.	56.0	54.1	Punt Returns	No.	Yds.	Avg.	LG	TD		
Had Intercepted	25	23	Hawkins	11	42	3.8	12	0		
PUNTS/AVERAGE		58/41.5	67/42.7	Turner	10	95	9.5	43	0	
PENALTIES/YARDS	63/675	71/792	Harris	8	61	7.6	21	0		
FUMBLES/BALL LOST	26/19	32/19	Boyd	3	23	7.7	23	0		
TOUCHDOWNS	37	37	Nelson	2	22	11.0	14	0		
Rushing	9	17	Shinnick	0	29	0.0	29	0		
Passing	27	19	COLTS	34	272	8.0	43	0		
Defense/Kicking	1/0	0/1	OPPONENTS	23	182	7.9	48	0		

Score By Periods	1	2	3	4	Total
COLTS	62	60	42	129	293
OPPONENTS	55	59	64	110	288

Scoring	TDR	TDP	TDR1	PAT	FG	S	TP
Bielski	2		25-28	11-25	70		
Orr		1			66		
Mackey		4			24		
Hawkins	4				24		
Moore	2	2			24		
Matte	2	1			18		
Berry	3				18		
Owens	2				12		
Smolinski	1	1			12		
Harris			6-9	1-3	9		
Braase		1			6		
Turner		1			6		
Saul					1	2	
TEAM					1	2	
COLTS	9	27	1	31-37	12-28	2	293
OPPONENTS	17	19	1	35-37	9-22	2	288

USUAL STARTERS											
PRO BOWLERS IN BOLDFACE											
OFFENSE					DEFENSE						
WR Raymond Berry	LDE Gino Marchetti										
LT Jim Parker	LDT Jim Colvin										
LG Palmer Pyle	RDT Billy Ray Smith										
C Dick Szymanski	RDE Ordell Braase										
RG Alex Sandusky	LLB Bill Pellington										
RT George Preas	MLB Jack Burkett										
TE Dee Mackey	RLB Don Shinnick										
WR Jimmy Orr	LCB Bob Boyd										
QB John Unitas	RCB Wendell Harris										
RB Joe Perry	LS Andy Nelson										
RB Lenny Moore	RS Jim Welch										
Passing	Att.	Comp.	Yds.	Pct.	Avg./Att.	TD	TD%	Int.	Int. %	LG	Rating
Unitas	389	222	2967	57.1	7.63	23	5.9	23	5.9	80t	76.5
McHan	20	10	278	50.0	13.90	3	15.0	2	10.0	74t	95.8
Matte	13	5	85	38.5	6.54	1	7.7	0	0.0	30	87.0
Hawkins	1	0	0	0.0	0.00	0	0.0	0	0.0	0	39.6
COLTS	423	237	3330	56.0	7.87	27	6.4	25	5.9	80t	78.2
OPPONENTS	381	206	2975	54.1	7.81	19	5.0	23	6.0	85t	71.1

1963 COLTS STATISTICS

Record: 8-6 Coach: Don Shula
Third - Western Conference

Home: 4-3 Conf: 7-5
Away: 4-3 NConf: 1-1

Date	Results	Opponent	Attendance	Rushing	No.	Yds.	Avg.	LG	TD
9/15	L 28-37	N.Y. GIANTS	60,029	Craddock	1	1	1.0	1	0
9/22	W 20-14	@ San Francisco	31,006	Hawkins	3	-2	-0.7	0	0
9/29	L 20-31	@ Green Bay	42,327	COLTS	396	1642	4.1	31t	11
10/ 6	L 3-10	@ Chicago	48,998	OPPONENTS	434	1794	4.1	70t	16
10/13	W 20- 3	SAN FRANCISCO	56,962	Receiving	No.	Yds.	Avg.	LG	TD
10/20	W 25-21	@ Detroit	51,901	Matte	48	466	9.7	49	1
10/27	L 20-34	GREEN BAY	60,065	Berry	44	703	16.0	64t	3
11/ 3	L 7-17	CHICAGO	60,065	Orr	41	708	17.3	60t	5
11/10	W 24-21	DETROIT	59,758	Mackey	35	726	20.7	61t	7
11/17	W 37-34	@ Minnesota	33,136	Hill	22	304	13.8	55	1
11/24	L 16-17	@ L.A. Rams	48,555	Moore	21	288	13.7	34	2
12/ 1	W 36-20	@ Washington	44,006	Richardson	17	204	12.0	22	0
12/ 8	W 41-10	MINNESOTA	54,122	Lockett	16	158	9.9	27	1
12/15	W 19-16	L.A. RAMS	52,834	Hawkins	3	41	13.7	19	0

Team Statistics	Colts	Opp	COLTS	OPPONENTS	Interceptions	No.	Yds.	Avg.	LG	TD
TOTAL FIRST DOWNS	257	228	248	3605	Welch	4	49	12.3	15	0
Rushing	95	89	181	2589	Nelson	3	37	12.3	26t	1
Passing	149	118	15	174	Boyd	3	17	5.7	9	0
Penalty	13	21	12	161	Lyles	2	36	18.0	36t	1
TOTAL NET YARDS	4938	4036	56	2294	Shinnick	2	20	10.0	18	0
Avg. Per Game	352.7	287.9	COLTS	11.6	Logan	1	15	15.0	15	0
Total Plays	873	827	OPPONENTS	13.4	39	1				
Avg. Per Play	5.7	4.9	Punting	No.	Yds.	Avg.	LG	Bik.		
NET YARDS RUSHING	1642	1794	Gilburg	52	2173	41.8	64	0		
Avg. Per Game	117.3	128.1	Logan	4	121	30.3	55	0		
Total Rushes	396	434	COLTS	56	2294	41.0	64	0		
NET YARDS PASSING	3296	2242	OPPONENTS	72	3133	43.5	64	0		
Avg. Per Game	235.4	160.1	Punt Returns	No.	Yds.	Avg.	LG	TD		
Tackled/Yards Lost	44/309	45/347	Logan	28	279	10.0	38	0		
Gross Yards	3605	2589	Hawkins	17	156	9.2	50	0		
Att./Completions	433/248	348/181	Richardson	5	43	8.6	19	0		
Completion Pct.	57.3	52.0	Moore	2	7	3.5	7	0		
Had Intercepted	12	15	COLTS	53	485	9.2	50	0		
PUNTS/AVERAGE	56/41.0	72/43.5	OPPONENTS	19	119	6.3	23	0		
PENALTIES/YARDS	77/823	58/685	Kickoff Returns	No.	Yds.	Avg.	LG	TD		
FUMBLES/BALL LOST	35/25	32/17	Matte	16	331	20.7	34	0		
TOUCHDOWNS	35	36	Mackey	9	271	30.1	41	0		
Rushing	11	16	Logan	8	198	24.8	41	0		
Passing	20	19	Lockett	3	52	17.3	28	0		
Defense/Kicking	4/0	1/0	Gilburg	3	29	9.7	26	0		

Score By Periods	1	2	3	4	Total	COLTS	OPPONENTS
COLTS	27	82	66	86	316	11	20
OPPONENTS	82	110	76	72	285	4	32-35

Scoring	TDR	TDP	TDRt	PAT	FG	S	TP
Martin					32-35	24-39	104
Mackey		7					42
Hill	5	1					30
Orr		5					30
Matte	4	1					30
Moore	2	2					24
Berry		3					18
Marchetti			1				6
Boyd			1				6
Nelson			1				6
Lockett	1						6
Lyles			1				6
Colvin						1	2
COLTS	11	20	4	32-35	24-39	1316	
OPPONENTS	16	19	1	33-36	12-27	285	

Rushing	No.	Yds.	Avg.	LG	TD
Matte	133	541	4.1	31t	4
Hill	100	440	4.4	20t	5
Lockett	81	273	3.4	18	0
Unitas	47	224	4.8	26	0
Moore	27	136	5.0	25t	2
Cuozzo	3	26	8.7	26	0
Mackey	1	3	3.0	3	0

Passing	Att.	Comp.	Yds.	Pct.	Avg./Att.	TD	TD%	Int.	Int.%	LG	Sacked	Rating
Unitas	410	237	3481	57.8	8.49	20	4.9	12	2.9	64t	42/298	90.0
Cuozzo	17	10	104	58.8	6.12	0	0.0	0	0.0	19	2/ 11	76.6
Matte	5	1	20	20.0	4.00	0	0.0	0	0.0	20	0/ 0	43.8
McHan	1	0	0	0.0	0.00	0	0.0	0	0.0	0	0/ 0	39.6
COLTS	433	248	3605	57.4	8.33	20	4.6	12	2.8	64t	44/309	88.4
OPPONENTS	348	181	2589	52.0	7.44	19	5.5	15	4.3	77t	45/347	76.7

USUAL STARTERS PRO BOWLERS IN BOLDFACE

OFFENSE	DEFENSE
WR Raymond Berry	LDE Gino Marchetti
LT Bob Vogel	LDT Jim Colvin
LG Jim Parker	RDT Fred Miller
C Dick Szymanski	RDE Ordell Braase
RG Alex Sandusky	LLB Jack Burkett
RT George Preas	MLB Bill Pellington
TE John Mackey	RLB Don Shinnick
WR Jimmy Orr	LCB Bob Boyd
QB John Unitas	RCB Lenny Lyles
RB Tom Matte	LS Andy Nelson
RB Lenny Moore, J.W. Lockett	RS Jim Welch

1964 COLTS STATISTICS

Record: 12-2 Coach: Don Shula
First - Western Conference

Home: 7-1 Conf: 10-2
Away: 5-1 NConf: 2-0

Date	Results	Opponent	Attendance
9/13	L 24-34	@ Minnesota	35,563
9/20	W 21-20	@ Green Bay	42,327
9/27	W 52-0	CHICAGO	56,537
10/ 4	W 35-20	L.A. RAMS	56,537
10/12	W 47-27	ST. LOUIS	60,213
10/18	W 24-21	GREEN BAY	60,213
10/25	W 34-0	@ Detroit	57,814
11/ 1	W 37-7	SAN FRANCISCO	60,213
11/ 8	W 40-24	@ Chicago	47,891
11/15	W 17-14	MINNESOTA	60,213
11/22	W 24-7	@ L.A. Rams	72,137
11/29	W 14-3	@ San Francisco	33,642
12/ 6	L 14-31	DETROIT	60,213
12/13	W 45-17	WASHINGTON	60,213
12/27	L 0-27	@ Cleveland	79,544

Team Statistics	Colts	Opp
TOTAL FIRST DOWNS	245	242
Rushing	100	93
Passing	129	121
Penalty	16	28
TOTAL NET YARDS	4779	3930
Avg. Per Game	341.4	280.7
Total Plays	840	864
Avg. Per Play	5.7	4.6
NET YARDS RUSHING	2007	1798
Avg. Per Game	143.4	128.4
Total Rushes	456	422
NET YARDS PASSING	2772	2132
Avg. Per Game	198.0	152.3
Tackled/Yards Lost	39/273	57/489
Gross Yards	3045	2621
Att./Completions	345/176	385/217
Completion Pct.	51.0	56.4
Had Intercepted	9	23
PUNTS/AVERAGE	59/41.8	73/44.0
PENALTIES/YARDS	74/785	59/641
FUMBLES/BALL LOST	31/10	28/18
TOUCHDOWNS	54	28
Rushing	29	13
Passing	22	14
Defense/Kicking	2/1	0/1

Score By Periods	1	2	3	4	Total
COLTS	88	96	130	114	428
OPPONENTS	38	59	48	80	225

Scoring	TDR	TDP	TDR1	PAT	FG	S	TP
Moore	16	3	1				120
Michaels				53-54	17-35		104
Orr		6					36
Berry		6					36
Hill	5	1					36
Lorick	4						24
Looney	1	1					12
Unitas	2						12
Mackey		2					12
Wilson		1					6
Matte	1						6
Logan			1				6
Stonebreaker			1				6
Hawkins		1					6
Petties		1					6
COLTS	29	22	3	53-54	17-35		428
OPPONENTS	13	14	1	27-28	10-24		225

Rushing	No.	Yds.	Avg.	LG	TD
Moore	157	584	3.7	32t	16
Lorick	100	513	5.1	60	4
Hill	88	384	4.4	50	5
Matte	42	215	5.1	80t	1
Unitas	37	162	4.4	20	2
Looney	23	127	5.5	58t	1
Boyd	1	25	25.0	25	0

Passing	Att.	Comp.	Yds.	Pct.	Avg./Att.	TD	TD%	Int.	Int.%	LG	Sacked	Rating
Unitas	305	158	2824	51.8	9.26	19	6.2	6	2.0	74	37/254	96.4
Cuozzo	36	15	163	41.7	4.53	2	5.6	3	8.3	22	2/19	39.5
Matte	4	3	58	75.0	14.50	1	25.0	0	0.0	22	0/0	156.3
COLTS	345	176	3045	51.0	8.83	22	6.4	9	2.6	74	39/273	91.8
OPPONENTS	385	217	2621	56.4	6.81	14	3.6	23	5.9	63t	57/489	64.6

Rushing	No.	Yds.	Avg.	LG	TD
Mackey	1	-1	-1.0	-1	0
Cuozzo	7	-2	-0.3	10	0
COLTS	456	2007	4.4	80t	29
OPPONENTS	422	1798	4.3	51t	13

Receiving	No.	Yds.	Avg.	LG	TD
Berry	43	663	15.4	46	6
Orr	40	867	21.7	69	6
Mackey	22	406	18.5	62	2
Moore	21	472	22.5	74t	3
Hill	14	113	8.1	27t	1
Lorick	11	164	14.9	59	0
Matte	10	169	16.9	30	0
Wilson	7	86	12.3	20	1
Richardson	3	42	14.0	16	0
Hawkins	2	42	21.0	27t	1
Petties	2	20	10.0	15t	1
Looney	1	1	0.0	1t	1

Interceptions	No.	Yds.	Avg.	LG	TD
Boyd	9	185	20.6	47	0
Logan	6	91	15.2	30	1
Shinnick	3	10	3.3	9	0
Lyles	2	40	20.0	23	0
Pellington	2	20	10.0	13	0
Harris	1	20	20.0	20	0
COLTS	23	366	15.9	47	1
OPPONENTS	9	119	13.2	30	0

Punting	No.	Yds.	Avg.	LG	Bk.
Looney	32	1358	42.4	64	0
Gilburg	27	1106	41.0	58	0
COLTS	59	2464	41.8	64	0
OPPONENTS	73	3212	44.0	68	0

Punt Returns	No.	FC	Yds.	Avg.	LG	TD
Harris	17	5	214	12.6	39	0
Hawkins	16	4	122	7.6	30	0
Logan	13	0	111	8.5	22	0
Haymond	1	1	6	6.0	6	0
Davis	1	0	0	0.0	0	0
COLTS	48	10	453	9.4	39	0
OPPONENTS	25	-	175	7.0	65t	1

Kickoff Returns	No.	Yds.	Avg.	LG	TD
Looney	14	345	24.6	42	0
Lorick	13	385	29.6	71	0
Hill	4	85	21.3	26	0
Matte	3	71	23.7	34	0
Gilburg	1	19	19.0	19	0
Davis	1	12	12.0	12	0
Petties	1	9	9.0	9	0
Haymond	1	0	0.0	0	0
Boyd	1	0	0.0	0	0
COLTS	39	926	23.7	71	0
OPPONENTS	70	1490	21.3	56	0

USUAL STARTERS

PRO BOWLERS IN BOLDFACE

OFFENSE	DEFENSE
WR Raymond Berry	LDE Gino Marchetti
LT Bob Vogel	LDT Fred Miller
LG Jim Parker	RDT Billy Ray Smith
C Dick Szymanski	RDE Ordele Braase
RG Alex Sandusky	LLB Steve Stonebreaker
RT George Preas	MLB Bill Pellington
TE John Mackey	RLB Don Shinnick
WR Jimmy Orr	LCB Bob Boyd
QB John Unitas	RCB Lenny Lyles
RB Lenny Moore	LS Jerry Logan
RB Jerry Hill,	RS Jim Welch
Tony Lorick	

1965 COLTS STATISTICS

Record: 10-3-1 Coach: Don Shula
 TFirst - Western Conference

Home: 5-2 Conf: 8-3-1
 Away: 5-1-1 NConf: 2-0

Date	Results	Opponent	Attendance	Rushing	No.	Yds.	Avg.	LG	TD
9/19	W 35-16	MINNESOTA	56,562	Mackey	1	7	7.0	7	0
9/26	L 17-20	Green Bay at Milw.	48,130	Curtis	6	1	0.2	4	0
10/ 3	W 27-24	SAN FRANCISCO	58,609	Felts	2	0	0.0	2	0
10/10	W 31- 7	DETROIT	60,238	Brown	1	-2	-2.0	-2	0
10/17	W 38- 7	@ Washington	50,405	COLTS	445	1593	3.6	38	13
10/24	W 35-20	L.A. RAMS	60,238	OPPONENTS	410	1483	3.6	62t	11
10/31	W 34-28	@ San Francisco	45,827	Receiving	No.	Yds.	Avg.	LG	TD
11/ 7	W 26-21	@ Chicago	45,656	Berry	58	739	12.7	40	7
11/14	W 41-21	@ Minnesota	47,426	Orr	45	847	18.8	57	10
11/21	W 34-24	PHILADELPHIA	60,238	Mackey	40	814	20.4	68t	7
11/25	T 24-24	@ Detroit	55,036	Moore	27	414	15.3	52t	3
12/ 5	L 0-13	CHICAGO	60,238	Hill	20	112	5.6	20	0
12/12	L 27-42	GREEN BAY	60,238	Lorick	15	184	12.3	49t	2
12/18	W 20-17	@ L.A. Rams	46,636	Matte	12	131	10.9	15	0
12/26	L 10-13	@ Green Bay	OT 50,484	Hawkins	2	32	16.0	27	1
1/ 9	W 35- 3	Dallas (at Miami)	65,569	Wilson	1	38	38.0	38	0

Team Statistics		Colts	Opp	Interceptions		No.	Yds.	Avg.	LG	TD
TOTAL FIRST DOWNS		266	233	Boyd	9	78	8.7	24	1	
Rushing	94	78	Harris	3	77	25.7	36	0		
Passing	144	131	Haymond	3	47	15.7	30t	1		
Penalty	28	24	Logan	2	74	37.0	38t	2		
TOTAL NET YARDS		4598	4045	Lyles	1	28	28.0	28	0	
Avg. Per Game	328.4	288.9	Gaubatz	1	5	5.0	5	0		
Total Plays	887	849	Smith	1	5	5.0	5	0		
Avg. Per Play	5.2	4.8	Shinnick	1	4	4.0	4	0		
NET YARDS RUSHING		1593	1483	Stonebreaker	1	0	0.0	0	0	
Avg. Per Game	113.8	105.9	COLTS	22	318	14.5	38	4		
Total Rushes	445	410	OPPONENTS	17	341	20.1	87	1		
NET YARDS PASSING		3005	2562	Punting		No.	Yds.	Avg.	LG	Blk.
Avg. Per Game	214.6	183.0	Gilburg	54	2139	39.6	66	0		
Tackled/Yards Lost	43/325	39/341	Brown	2	80	40.0	49	0		
Gross Yards	3330	2903	COLTS	56	2219	39.6	66	0		
Att./Completions	399/222	400/213	OPPONENTS	71	3119	43.9	65	0		
Completion Pct.	55.6	53.3	Punt Returns		No.	FC	Yds.	Avg.	LG	TD
Had Intercepted	17	22	Haymond	41	9	403	9.8	55	0	
PUNTS/AVERAGE		56/39.6	71/43.9	Hawkins	4	2	18	4.5	11	0
PENALTIES/YARDS		69/616	80/786	COLTS	45	11	421	9.4	55	0
FUMBLES/BALL LOST		31/19	33/14	OPPONENTS	26	198	7.6	44	0	
TOUCHDOWNS		48	35	Kickoff Returns		No.	Yds.	Avg.	LG	TD
Rushing	13	11	Haymond	20	614	30.7	53	0		
Passing	31	22	Felts	10	193	19.3	36	0		
Defense/Kicking	4/0	1/1	Lorick	9	211	23.4	30	0		

Score By Periods	1	2	3	4	Total
COLTS	64	140	69	116	389
OPPONENTS	55	93	78	58	284

Scoring	TDR	TDP	TDR1	PAT	FG	S	TP
Michaels			48-48	17-28	1101		
Orr					60		
Moore	5	3			48		
Berry		7			42		
Mackey		7			42		
Hill	5				30		
Lorick	1	2			18		
Logan			2		12		
Boyd			1		6		
Haymond			1		6		
Matte	1				6		
Unitas	1				6		
Richardson		1			6		
Hawkins		1			6		
COLTS	13	31	4	48-48	17-28	1389	
OPPONENTS	11	22	2	35-35	13-23	284	

Rushing	No.	Yds.	Avg.	LG	TD
Hill	147	516	3.5	20	5
Moore	133	464	3.5	28t	5
Lorick	63	296	4.7	38	1
Matte	69	235	3.4	20	1
Unitas	17	68	4.0	18t	1
Cuozzo	6	8	1.3	10	0

Passing	Att.	Comp.	Yds.	Pct.	Avg./Att.	TD	TD%	Int.	Int.%	LG	Sacked	Rating
Unitas	282	164	2530	58.2	8.97	23	8.2	12	4.3	61	29/221	97.4
Cuozzo	105	54	700	51.4	6.67	7	6.7	4	3.8	44	10/ 73	79.1
Matte	7	1	19	14.3	2.71	0	0.0	1	14.3	19	1/ 7	0.0
Brown	5	3	81	60.0	16.20	1	20.0	0	0.0	68t	3/ 24	143.8
COLTS	399	222	3330	55.6	8.35	31	7.8	17	4.3	68t	43/325	91.4
OPPONENTS	400	213	2903	53.3	7.27	22	5.5	22	5.5	65t	39/341	72.1

USUAL STARTERS

PRO BOWLERS IN BOLDFACE

OFFENSE	DEFENSE
WR Raymond Berry	LDE Lou Michaels
LT Bob Vogel	LDT Fred Miller
LG Jim Parker	RDT Billy Ray Smith
C Dick Szymanski,	RDE Orrell Braase
Buzz Nutter	LLB Steve Stonebreaker
RG Alex Sandusky	MLB Dennis Gaubatz
R George Preas	RLB Don Shinnick
TE John Mackey	LCB Bob Boyd
WR Jimmy Orr	RCB Lanny Lyles
QB John Unitas	LS Jerry Logan
RB Lenny Moore	RS Wendell Harris
RB Jerry Hill	

1966 COLTS STATISTICS

Record: 9-5 Coach: Don Shula
Second - Western Conference

Home: 5-2 Conf: 7-5
Away: 4-3 NConf: 2-0

Date	Results	Opponent	Attendance
9/10	L 3-24	Green Bay at Milw.	48,650
9/18	W 38-23	@ Minnesota	47,426
9/25	W 36-14	SAN FRANCISCO	56,715
10/ 9	L 17-27	@ Chicago	47,452
10/16	W 45-14	DETROIT	60,238
10/23	W 20-17	MINNESOTA	60,238
10/30	W 17- 3	@ L.A. Rams	57,898
11/ 6	W 37-10	WASHINGTON	60,238
11/13	W 19- 7	@ Atlanta	58,850
11/20	L 14-20	@ Detroit	52,383
11/27	L 7-23	L.A. RAMS	60,238
12/ 4	W 21-16	CHICAGO	60,238
12/10	L 10-14	GREEN BAY	60,238
12/18	W 30-14	@ San Francisco	40,005
1/ 8	W 20-14	Philadelphia (@ Miami)	58,088

Rushing	No.	Yds.	Avg.	LG	TD
Cuozzo	1	9	9.0	9	0
Mackey	1	-6	-6.0	-6	0
COLTS	418	1556	3.7	41	7
OPPONENTS	460	1733	3.8	52	7

Receiving	No.	Yds.	Avg.	LG	TD
Berry	56	786	14.0	40	7
Mackey	50	829	16.6	89	9
Orr	37	618	16.7	61	3
Matte	23	307	13.4	35	3
Moore	21	260	12.4	36	0
Richardson	14	246	17.6	69	2
Lorick	12	81	6.8	19	0
Hill	5	18	3.6	7	0
Wilson	3	27	9.0	11	2
COLTS	221	3172	14.4	89	26
OPPONENTS	240	2759	12.5	99	14

Team Statistics	Colts	Opp
TOTAL FIRST DOWNS	237	245
Rushing	82	94
Passing	142	134
Penalty	13	17
TOTAL NET YARDS	4486	4091
Avg. Per Game	320.4	292.2
Total Plays	849	932
Avg. Per Play	5.3	4.4
NET YARDS RUSHING	1556	1733
Avg. Per Game	111.1	123.8
Total Rushes	418	460
NET YARDS PASSING	2930	2358
Avg. Per Game	209.3	168.4
Tackled/Yards Lost	30/242	47/401
Gross Yards	3172	2759
Att./Completions	401/221	425/240
Completion Pct.	55.1	56.5
Had Intercepted	27	22
PUNTS/AVERAGE	49/45.6	71/40.6
PENALTIES/YARDS	64/617	69/704
FUMBLES/BALL LOST	19/12	25/18
TOUCHDOWNS	36	25
Rushing	7	7
Passing	26	14
Defense/Kicking	3/0	4/0

Interceptions	No.	Yds.	Avg.	LG	TD
Boyd	6	114	19.0	37	1
Haymond	4	88	22.0	52	1
Logan	3	13	4.3	13	0
Shinnick	3	4	1.3	4	0
Gaubatz	2	12	6.0	10	0
Davis	1	15	15.0	15	0
Stonebreaker	1	8	8.0	8	0
Brown	1	7	7.0	7	0
Lyles	1	6	6.0	6	0
COLTS	22	267	12.1	52	2
OPPONENTS	27	438	16.2	55	3

Punting	No.	Yds.	Avg.	LG	Bk.
Lee	49	2233	45.6	64	1
COLTS	49	2233	45.6	64	1
OPPONENTS	71	2882	40.6	62	0

Punt Returns	No.	FC	Yds.	Avg.	LG	TD
Haymond	40	8	347	8.7	64	0
Davis	2	1	7	3.5	4	0
Logan	1	1	3	3.0	3	0
Matte	1	1	0	0.0	0	0
Allen	1	0	0	0.0	0	0
COLTS	45	11	357	7.9	64	0
OPPONENTS	30	8	130	4.3	24	0

Score By Periods	1	2	3	4	Total
COLTS	36	113	61	104	314
OPPONENTS	50	58	60	58	226

Scoring	TDR	TDP	TDR	PAT	FG	S	TP
Michaels				35-36	21-39		98
Mackey	9						54
Berry	7						42
Moore	3						18
Matte	3						18
Lorick	3						18
Orr	3						18
Wilson	2						12
Richardson	2						12
Curtis			1				6
Boyd			1				6
Unitas	1						6
Haymond			1				6
COLTS	7	26	3	35-36	21-39		314
OPPONENTS	7	14	4	25-25	17-33		226

Kickoff Returns	No.	Yds.	Avg.	LG	TD
Moore	18	453	25.2	54	0
Haymond	10	223	22.3	29	0
Lorick	10	214	21.4	37	0
Curtis	3	64	21.3	34	0
Matte	3	55	18.3	31	0
Allen	3	53	17.7	20	0
Baldwin	2	18	9.0	18	0
Brown	2	14	7.0	11	0
COLTS	51	1094	21.5	54	0
OPPONENTS	63	1320	21.0	40	0

USUAL STARTERS

PRO BOWLERS IN BOLDFACE

Rushing	No.	Yds.	Avg.	LG	TD
Lorick	143	524	3.7	41	3
Hill	104	395	3.8	12	0
Matte	86	381	4.4	30	0
Moore	63	209	3.3	18	3
Unitas	20	44	2.2	16	1

OFFENSE	DEFENSE
WR Raymond Berry	LDE Lou Michaels
LT Bob Vogel	LDT Billy Ray Smith
LG Dan Sullivan	RDT Fred Miller
C Dick Szymanski	RDE Ordell Braase
RG Alex Sandusky	LLB Jack Burkett,
RT Jim Parker	Steve Stonebreaker
TE John Mackey	MLB Dennis Gaubatz
WR Jimmy Orr	RLB Don Shinnick
QB John Unitas	LCB Bob Boyd
RB Lenny Moore	RCB Lenny Lyles
RB Tony Lorick,	LS Jerry Logan
Jerry Hill	RS Alvin Haymond

Passing	Att.	Comp.	Yds.	Pct.	Avg./Att.	TD	TD%	Int.	Int.%	LG	Sacked	Rating
Unitas	348	195	2748	56.0	7.90	22	6.3	24	6.9	89	21/146	74.0
Cuozzo	50	26	424	52.0	8.48	4	8.0	2	4.0	69	8/ 82	90.8
Matte	3	0	0	0.0	0.00	0	0.0	1	33.3	0	0/ 0	0.0
Moore	0	0	0	0.0	0.00	0	0.0	0	0.0	0	1/ 14	0.0
COLTS	401	221	3172	55.1	7.91	26	6.5	27	6.7	89	30/242	74.5
OPPONENTS	425	240	2759	56.5	6.49	14	3.3	22	5.2	99	47/401	65.5

1967 COLTS STATISTICS

Record: 11-1-2 Coach: Don Shula
TFirst - Coastal Division

Home: 6-0-1 Div: 4-1-1
Away: 5-1-1 Conf: 7-1-2
NConf: 4-0

Date	Results	Opponent	Attendance	Rushing	No.	Yds.	Avg.	LG	TD
9/17	W 38-31	ATLANTA	56,715	Matte	147	636	4.3	30	9
9/24	W 38-6	@ Philadelphia	60,755	Lorick	133	436	3.3	22	6
10/1	W 41-7	SAN FRANCISCO	60,238	Hill	90	311	3.5	18	2
10/8	W 24-3	@ Chicago	47,190	Moore	42	132	3.1	21	4
10/15	T 24-24	L.A. RAMS	60,238	Unitas	22	89	4.1	12	0
10/22	T 20-20	@ Minnesota	47,693	Ward	5	23	4.6	8	0
10/29	W 17-13	@ Washington	50,574	Hawkins	2	12	6.0	7	0
11/5	W 13-10	GREEN BAY	60,238	Welch	2	6	3.0	4	0
11/12	W 49-7	@ Atlanta	58,850	COLTS	443	1645	3.7	30	21
11/19	W 41-7	DETROIT	60,238	OPPONENTS	387	1411	3.6	27	5
11/26	W 26-9	@ San Francisco	44,815	Receiving	No.	Yds.	Avg.	LG	TD
12/3	W 23-17	DALLAS	60,238	Richardson	63	860	13.7	31	8
12/10	W 30-10	NEW ORLEANS	60,238	Mackey	55	687	12.5	34	3
12/17	L 10-34	@ L.A. Rams	77,277	Matte	35	496	14.2	88	3

Team Statistics	Colts	Opp	Colts	Opponents
TOTAL FIRST DOWNS	289	208		
Rushing	105	78		
Passing	159	116		
Penalty	25	14		
TOTAL NET YARDS	5008	3843		
Avg. Per Game	357.7	274.5		
Total Plays	925	818		
Avg. Per Play	5.4	4.7		
NET YARDS RUSHING	1645	1411		
Avg. Per Game	117.5	100.8		
Total Rushes	443	387		
NET YARDS PASSING	3363	2432		
Avg. Per Game	240.2	173.7		
Tackled/Yards Lost	25/198	36/246		
Gross Yards	3561	2678		
Att./Completions	457/265	395/221		
Completion Pct.	58.0	55.9		
Had Intercepted	17	32		
PUNTS/AVERAGE	49/42.3	69/39.4		
PENALTIES/YARDS	52/458	82/927		
FUMBLES/BALL LOST	13/8	17/8		
TOUCHDOWNS	48	21		
Rushing	21	5		
Passing	22	13		
Defense/Kicking	4/1	2/1		

Interceptions	No.	Yds.	Avg.	LG	TD
Volk	6	145	24.2	94t	1
Boyd	6	145	24.2	41	1
Lyles	5	59	11.8	36	1
Logan	4	22	5.5	11	0
Shinnick	3	20	6.7	17	0
Haymond	2	33	16.5	33	0
Stukes	2	13	6.5	13	0
Gaubatz	2	10	5.0	5	0
Curtis	1	6	6.0	6	0
Porter	1	0	0.0	0	0
COLTS	32	453	14.2	94t	3
OPPONENTS	17	272	16.0	77t	2

Score By Periods	1	2	3	4	Total
COLTS	78	122	69	135	394
OPPONENTS	26	50	57	65	198

Scoring	TDR	TDP	TDRt	PAT	FG	S	TP
Michaels			46-48	20-37	106		
Matte	9	3			72		
Richardson			8		48		
Lorick	6				36		
Hawkins		4			24		
Moore	4				24		
Mackey		3			18		
Perkins		2			12		
Hill	2				12		
Boyd			1		6		
Orr		1			6		
Berry		1			6		
Volk			1		6		
Logan			1		6		
Lyles			1		6		
Braase			1		6		
COLTS	21	22	5	46-48	20-37	394	
OPPONENTS	5	13	3	21-21	17-28	198	

FGS	1-19	20-29	30-39	40-49	50+	Tot.
Michaels	6-7	5-7	3-10	4-9	2-4	20-37
COLTS	6-7	5-7	3-10	4-9	2-4	20-37
OPP.	3-3	3-3	6-9	5-11	0-2	17-28

Michaels: (16,42) (37,52) (30,20,42,40) (47,X) (45,33,44) (25,41,10) (48,12,30) (32,57) (33) (54,29,33) (10,12,47,26) (29,53,27) (35,21,17) (37,14)
 OPP.: (47,48) (9,35) (42) (35) (47,50,33,47) (47,28,11) (42,35) (49,42) (1) (30,37,50) (26,43,33,33) (17) (35) (47,23)

USUAL STARTERS

PRO BOWLERS IN BOLDFACE

OFFENSE	DEFENSE
WR Raymond Berry,	LDE Roy Hilton,
Ray Perkins	Lou Michaels
LT Bob Vogel	LDT Fred Miller
LG Glenn Ressler	RDT Billy Ray Smith
C Dick Szymanski	RDE Ordell Braase
RG Dan Sullivan	LLB Ron Porter,
RT Sam Ball	Mike Curtis
TE John Mackey	MLB Dennis Gaubatz
WR Willie Richardson	RLB Don Shinnick
QB John Unitas	LCB Bob Boyd
RB Tom Matte	RCB Lenny Lyles
RB Tony Lorick	LS Jerry Logan
	RS Rick Volk

Passing	Att.	Comp.	Yds.	Pct.	Avg./Att.	TD	TD%	Int.	Int. %	LG	Sacked	Rating
Unitas	436	255	3428	58.5	7.86	20	4.6	16	3.7	88	25/198	83.6
Ward	16	9	115	56.3	7.19	2	12.5	1	6.3	21	0/0	92.4
Matte	5	1	18	20.0	3.60	0	0.0	0	0.0	18	0/0	42.1
COLTS	457	265	3561	58.0	7.79	22	4.8	17	3.7	88	25/198	83.4
OPPONENTS	395	221	2678	55.9	6.78	13	3.3	32	8.1	80t	36/246	54.1

1968 COLTS STATISTICS

NFL Champions
Record: 13-1 **Coach:** Don Shula
First - Coastal Division

Home: 6-1 **Div:** 6-0
Away: 7-0 **Conf:** 10-0
NConf: 3-1

Date	Results	Opponent	Attendance	Rushing	No.	Yds.	Avg.	LG	TD
9/15	W 27-10	SAN FRANCISCO	56,864	Matte	183	662	3.6	23	9
9/23	W 28-20	@ Atlanta	50,428	Cole	104	418	4.0	21	3
9/29	W 41-7	@ Pittsburgh	44,480	Hill	91	360	4.0	21	1
10/6	W 28-7	CHICAGO	60,238	Brown	39	159	4.1	10	2
10/13	W 42-14	@ San Francisco	32,822	Mackey	10	103	10.3	33	0
10/20	L 20-30	CLEVELAND	60,238	Pearson	19	78	4.1	13	0
10/27	W 27-10	L.A. RAMS	60,238	Morrall	11	18	1.6	11	1
11/2	W 26-0	@ N.Y. Giants	62,973	Lee	3	12	4.0	21	0
11/10	W 27-10	@ Detroit	55,170	Unitas	3	-1	-0.3	5	0
11/17	W 27-0	ST. LOUIS	60,238	COLTS	463	1809	3.9	33	16
11/24	W 21-9	MINNESOTA	60,238	OPPONENTS	375	1339	3.6	59t	6
12/1	W 44-0	ATLANTA	60,238	Receiving	No.	Yds.	Avg.	LG	TD
12/7	W 16-3	@ Green Bay	50,861	Mackey	45	644	14.3	45	5
12/15	W 28-24	@ L.A. Rams	69,397	Richardson	37	698	18.9	79	8
12/22	W 24-14	MINNESOTA	60,238	Orr	29	743	25.6	84	6
12/29	W 34-0	@ Cleveland	80,628	Matte	25	275	11.0	50	1
1/12	L 7-16	N.Y. JETS (at Miami)	75,389	Hill	18	161	8.9	19	1

Team Statistics	Colts	Opp	Colts	Opp	Colts	Opp	Colts	Opp	Colts	Opp		
TOTAL FIRST DOWNS	258	207	Rushing	110	71	Mitchell	6	117	19.5	41	4	
Rushing	110	71	Passing	131	119	Brown	4	53	13.3	18	0	
Passing	131	119	Penalty	17	17	Pearson	2	70	35.0	61	2	
TOTAL NET YARDS	4681	3377	TOTAL NET YARDS	4681	3377	Hawkins	2	31	15.5	18	0	
Avg. Per Game	334.4	241.2	Avg. Per Game	334.4	241.2	COLTS	196	3094	15.8	84	28	
Total Plays	851	852	Total Plays	851	852	OPPONENTS	224	2405	10.7	711	9	
Avg. Per Play	5.5	4.0	Avg. Per Play	5.5	4.0	Interceptions	No.	Yds.	Avg.	LG	TD	
NET YARDS RUSHING	1809	1339	NET YARDS RUSHING	1809	1339	Boyd	8	160	20.0	49	1	
Avg. Per Game	129.2	95.6	Avg. Per Game	129.2	95.6	Volk	6	154	25.7	90	0	
Total Rushes	463	375	Total Rushes	463	375	Lyles	5	32	6.4	11	0	
NET YARDS PASSING	2872	2038	NET YARDS PASSING	2872	2038	Logan	3	9	3.0	9	0	
Avg. Per Game	205.1	145.5	Avg. Per Game	205.1	145.5	Gaubatz	2	15	7.5	13	0	
Tackled/Yards Lost	29/222	45/367	Tackled/Yards Lost	29/222	45/367	Curtis	2	38	19.0	38	1	
Gross Yards	3094	2405	Gross Yards	3094	2405	Stukes	1	60	60.0	60	1	
Att./Completions	359/196	432/224	Att./Completions	359/196	432/224	Hilton	1	13	13.0	13	1	
Completion Pct.	54.6	51.9	Completion Pct.	54.6	51.9	Shinnick	1	2	2.0	2	0	
Had Intercepted	22	29	Had Intercepted	22	29	COLTS	29	483	16.7	90	4	
PUNTS/AVERAGE	49/39.5	78/40.8	PUNTS/AVERAGE	49/39.5	78/40.8	OPPONENTS	22	192	8.7	36	1	
PENALTIES/YARDS	75/655	72/799	PENALTIES/YARDS	75/655	72/799	Punting	No.	Yds.	Avg.	LG	Bik.	
FUMBLES/BALL LOST	23/12	29/12	FUMBLES/BALL LOST	23/12	29/12	Lee	49	1935	39.5	59	1	
TOUCHDOWNS	50	16	TOUCHDOWNS	50	16	COLTS	49	1935	39.5	59	1	
Rushing	16	6	Rushing	16	6	OPPONENTS	78	3183	40.8	58	0	
Passing	28	9	Passing	28	9	Punt Returns	No.	FC	Yds.	Avg.	LG	TD
Defense/Kicking	4/2	1/0	Defense/Kicking	4/2	1/0	Volk	25	7	198	7.9	24	0

Score By Periods	1	2	3	4	Total
COLTS	103	137	62	100	402
OPPONENTS	37	37	20	50	144

Scoring	TDR	TDP	TDRt	PAT	FG	S	TP
Michaels				48-50	18-28		102
Matte	9	1					60
Richardson		8					48
Orr		6					36
Mackey		5					30
Mitchell		4					24
Pearson		2	2				24
Cole	3						18
Brown	2						12
Hill	1	1					12
Perkins		1					6
Boyd			1				6
Hilton			1				6
Stukes			1				6
Curtis			1				6
Morrall	1						6
COLTS	16	28	6	48-50	18-28		402
OPPONENTS	6	9	1	15-16	11-19		144

FGS	1-19	20-29	30-39	40-49	50+	Tot.
Michaels	8-9	4-6	6-6	0-5	0-2	18-28
COLTS	8-9	4-6	6-6	0-5	0-2	18-28
OPP.	3-3	3-5	3-4	2-4	0-3	11-19

Michaels: (43,27,43,32) () (22,19,49) (55) () (17,33) (17) (10,27) (16,37) (13,27,21) (29) (48,16,35,22) (37,15,15,47) (53)

OPP.: (38) (14,24,50) () () (50) (47,11) (19) () (21,25,50,45) () (43,36,31) () (45) (24,30,25)

USUAL STARTERS

PRO BOWLERS IN BOLDFACE

OFFENSE	DEFENSE
WR Jimmy Orr	LDE Bubba Smith
LT Bob Vogel	LDT Billy Ray Smith
LG Glenn Ressler	RDT Fred Miller
C Bill Curry	RDE Ordell Braase
RG Dan Sullivan	LLB Mike Curtis
RT Sam Ball	MLB Dennis Gaubatz
TE John Mackey	RLB Don Shinnick
WR Willie Richardson	LCB Bob Boyd
QB Earl Morrall	RCB Lenny Lyles
RB Tom Matte	LS Jerry Logan
RB Jerry Hill	RS Rick Volk

Passing	Att.	Comp.	Yds.	Pct.	Avg./Att.	TD	TD%	Int.	Int. %	LG	Sacked	Rating
Morrall	317	182	2909	57.4	9.18	26	8.2	17	5.4	84	24/180	93.2
Unitas	32	11	139	34.4	4.34	2	6.3	4	12.5	37	2/ 15	30.1
Ward	9	3	46	33.3	5.11	0	0.0	1	11.1	22	3/ 27	11.6
Matte	1	0	0	0.0	0.00	0	0.0	0	0.0	0	0/ 0	39.6
COLTS	359	196	3094	54.6	8.62	28	7.8	22	6.1	84	29/222	84.0
OPPONENTS	432	224	2405	51.9	5.57	9	2.1	29	6.7	711	45/367	47.5

1969 COLTS STATISTICS

Record: 8-5-1 Coach: Don Shula
Second - Coastal Division

Home: 4-2-1 Div: 3-3
Away: 4-3 Conf: 5-4-1
NConf: 3-1

Date	Results	Opponent	Attendance
9/21	L 20-27	L.A. RAMS	56,864
9/28	L 14-52	@ Minnesota	47,644
10/ 5	W 21-14	@ Atlanta	57,806
10/13	W 24-20	PHILADELPHIA	56,864
10/19	W 30-10	@ New Orleans	80,636
10/26	L 21-24	SAN FRANCISCO	60,238
11/ 2	W 41-17	WASHINGTON	60,238
11/ 9	W 14- 6	GREEN BAY	60,238
11/16	L 17-20	@ San Francisco	38,472
11/23	W 24-21	@ Chicago	45,455
11/30	W 13- 6	ATLANTA	60,238
12/ 7	T 17-17	DETROIT	60,238
12/13	L 10-27	@ Dallas	63,191
12/21	W 13- 7	@ L.A. Rams	73,326

Team Statistics		Colts	Opp
TOTAL FIRST DOWNS			
Rushing		99	70
Passing		140	164
Penalty		16	22
TOTAL NET YARDS			
Avg. Per Game		319.8	332.1
Total Plays		865	891
Avg. Per Play		5.2	5.2
NET YARDS RUSHING			
Avg. Per Game		106.4	100.0
Total Rushes		417	399
NET YARDS PASSING			
Avg. Per Game		213.4	232.1
Tackled/Yards Lost		19/156	33/250
Gross Yards		3143	3499
Att./Completions		429/225	459/271
Completion Pct.		52.4	59.0
Had Intercepted		27	15
PUNTS/AVERAGE			
		57/45.3	69/38.4
PENALTIES/YARDS			
		62/561	74/848
FUMBLES/BALL LOST			
		23/12	18/10
TOUCHDOWNS			
Rushing		16	8
Passing		17	20
Defense/Kicking		0/1	4/0

Score By Periods	1	2	3	4	Total
COLTS	43	80	80	76	279
OPPONENTS	48	90	76	54	268

Scoring	TDR	TDP	TDR1	PAT	FG	S	TP
Matte	11	2					78
Michaels				33-34	14-31		75
Mitchell	3						18
Perkins	3						18
Richardson	3						18
Cole	2	1					12
Orr		2					12
Hill	2						12
Mackey		2					12
Duncan			1				6
Havrilak	1						6
Hinton		1					6
COLTS	16	17	1	33-34	14-31		279
OPPONENTS	8	20	4	31-32	15-34		268

FGS	1-19	20-29	30-39	40-49	50+	Tot.
Michaels	5- 5	3- 3	3- 9	3-11	0-3	14-31
COLTS	5- 5	3- 3	3- 9	3-11	0-3	14-31
OPP.	6- 6	5- 5	3- 9	1-13	0-1	15-34

Michaels: (15,41) (40) (52) (20,37,32)
(33,57,43) (37,46) (49,12) (41) (41) (49,48,17)
(38,32,13,40) (12,53) (24,42) (22,36,39,31)
OPP: (29,41,15) (40) (33,43,44) (24,18)
(35,33) (18,47) (34,50) (14,38,45,35)
(46,34,44) () (41,22,32,22) (30,43,34,41,12)
(15,27,46) ()

Rushing	No.	Yds.	Avg.	LG	TD
Matte	235	909	3.9	26	11
Cole	73	204	2.8	27	2

Passing	Att.	Comp.	Yds.	Pct.	Avg./Att.	TD	TD%	Int.	Int.%	LG	Sacked	Rating
Unitas	327	178	2342	54.4	7.16	12	3.7	20	6.1	52	12/ 93	64.0
Morrall	99	46	755	46.5	7.63	5	5.1	7	7.1	42	7/ 63	60.0
Matte	3	1	46	33.3	15.33	0	0.0	0	0.0	46	0/ 0	81.9
COLTS	429	225	3143	52.4	7.33	17	4.0	27	6.3	52	19/156	62.8
OPPONENTS	459	271	3499	59.0	7.62	20	4.4	15	3.3	83t	33/250	80.5

Rushing	No.	Yds.	Avg.	LG	TD
Hill	49	143	2.9	14	2
Pearson	24	81	3.4	11	0
Havrilak	5	49	9.8	29	1
Dunn	13	45	3.5	11	0
Perkins	3	36	12.0	18	0
Unitas	11	23	2.1	13	0
Mackey	2	3	1.5	7	0
Conjar	1	0	0.0	0	0
Hinton	1	-3	-3.0	-3	0
COLTS	417	1490	3.6	29	16
OPPONENTS	399	1400	3.5	46	8

Receiving	No.	Yds.	Avg.	LG	TD
Richardson	43	646	15.0	39	3
Matte	43	513	11.9	49	2
Mackey	34	443	13.3	52	2
Perkins	28	391	14.0	47	3
Orr	25	474	19.0	47	2
Hinton	13	269	20.7	46	1
Hill	11	44	4.0	12	0
Mitchell	9	199	22.1	51	3
Cole	9	65	7.2	18	1
Dunn	5	30	6.0	10	0
Pearson	4	64	16.0	37	0
Havrilak	1	5	5.0	5	0
COLTS	225	3143	14.0	52	17
OPPONENTS	271	3499	12.9	83t	20

Interceptions	No.	Yds.	Avg.	LG	TD
Volk	4	36	9.0	23	0
Maxwell	3	37	12.3	22	0
Grant	3	0	0.0	0	0
Austin	2	10	5.0	10	0
Gaubatz	1	11	11.0	11	0
Stukes	1	6	6.0	6	0
Logan	1	6	6.0	6	0
COLTS	15	106	7.1	23	0
OPPONENTS	27	394	14.6	57t	3

Punting	No.	Yds.	Avg.	LG	Bk.
Lee	57	2580	45.3	66	0
COLTS	57	2580	45.3	66	0
OPPONENTS	69	2647	38.4	63	1

Punt Returns	No.	FC	Yds.	Avg.	LG	TD
Havrilak	13	7	56	4.3	13	0
Volk	10	6	58	5.8	14	0
Logan	8	2	41	5.1	11	0
Pearson	6	0	37	6.2	11	0
COLTS	37	15	192	5.2	14	0
OPPONENTS	35	6	182	5.2	22	0

Kickoff Returns	No.	Yds.	Avg.	LG	TD
Pearson	31	706	22.8	51	0
Duncan	19	560	29.5	92t	1
Hinton	1	24	24.0	24	0
COLTS	51	1290	25.3	92t	1
OPPONENTS	55	1135	20.6	42	0

USUAL STARTERS

PRO BOWLERS IN BOLDFACE

OFFENSE		DEFENSE	
WR Jimmy Orr		LDE Bubba Smith	
LT Bob Vogel		LDT Billy Ray Smith	
LG Glenn Ressler		RDT Fred Miller	
C Bill Curry		RDE Roy Hilton	
RG Dan Sullivan		LLB Bob Grant	
RT Sam Ball		MLB Mike Curtis	
TE John Mackey		RLB Ted Hendricks	
WR Willie Richardson		LCB Charlie Stukes	
QB John Unitas		RCB Tom Maxwell,	
RB Tom Matte		Lenny Lyles	
RB Jerry Hill,		LS Jerry Logan	
Terry Cole		RS Rick Volk	

1970 COLTS STATISTICS

World Champions

Record: 11-2-1 Coach: Don McCafferty

First - AFC Eastern Division

Home: 5-1-1 Div: 6-1-1

Away: 6-1 Cont: 8-2-1

NCont: 3-0

Date	Results	Opponent	Attendance	Rushing	No.	Yds.	Avg.	LG	TD
9/20	W 16-14	@ San Diego	47,782	Havrilak	54	159	2.9	26	0
9/28	L 24-44	KANSAS CITY	53,911	Hill	36	115	3.2	15	2
10/4	W 14-6	@ Boston	38,235	Hinton	5	58	11.6	21	2
10/11	W 24-20	@ Houston	48,050	Jefferson	4	47	11.8	19	0
10/18	W 29-22	@ N.Y. Jets	63,301	Matte	12	43	3.6	16	0
10/25	W 27-3	BOSTON	60,240	Unitas	9	16	1.8	9	0
11/1	W 35-0	MIAMI	60,240	Morrall	2	6	3.0	5	0
11/9	W 13-10	Green Bay @ Milw.	48,063	Perkins	2	6	3.0	4	0
11/15	T 17-17	BUFFALO	60,240	Conjar	1	3	3.0	3	0
11/22	L 17-34	@ Miami	67,699	COLTS	411	1336	3.3	26	9
11/29	W 21-20	CHICAGO	60,240	OPPONENTS	390	1439	3.7	45	6
12/6	W 29-10	PHILADELPHIA	60,240	Receiving	No.	Yds.	Avg.	LG	TD
12/13	W 20-14	@ Buffalo	34,346	Hinton	47	733	15.6	40	5
12/19	W 35-20	N.Y. JETS	60,240	Jefferson	44	749	17.0	55	7
12/26	W 17-0	CINCINNATI	51,127	Mackey	28	435	15.5	54	3
1/3	W 27-17	OAKLAND	56,368	Mitchell	20	261	13.1	44	4
1/17	W 16-13	Dallas (at Miami)	79,204	Nowatzke	16	93	5.8	17	0

Team Statistics

Team Statistics	Colts	Opp	Colts	Opp	Colts	Opp	Colts	Opp	Colts	Opp
TOTAL FIRST DOWNS	242	214	1336	1439	219	3087	14.1	55	23	16
Rushing	70	79	95.4	102.8	238	2789	11.7	67	16	
Passing	148	120	41.3	39.0						
Penalty	24	15								
TOTAL NET YARDS	4134	3845								
Avg. Per Game	295.3	274.6								
Total Plays	860	883								
Avg. Per Play	4.8	4.4								
NET YARDS RUSHING	1336	1439								
Avg. Per Game	95.4	102.8								
Total Rushes	411	390								
NET YARDS PASSING	2798	2406								
Avg. Per Game	199.9	171.9								
Tackled/Yards Lost	33/289	41/374								
Gross Yards	3087	2780								
Att./Completions	416/219	452/238								
Completion Pct.	52.6	52.7								
Had Intercepted	22	25								
PUNTS/AVERAGE	63/44.7	78/38.4								
PENALTIES/YARDS	71/708	101/1032								
FUMBLES/BALL LOST	25/14	14/9								
TOUCHDOWNS	38	25								
Rushing	9	6								
Passing	23	16								
Defense/Kicking	3/3	2/1								

Score By Periods

	1	2	3	4	Total
COLTS	60	110	63	88	321
OPPONENTS	61	77	48	48	234

Scoring

	TDR	TDP	TDRt	PAT	FG	S	TP
O'Brien				36-38	19-34		93
Jefferson		7					42
Hinton	2	5					42
Mitchell		4					24
Mackey		3					18
Bulaich	3						18
Maitland	1	1					12
Logan			2				12
Hill		2					12
Orr		2					12
Nowatzke	1						6
Perkins		1					6
Grant			1				6
Hendricks			1				6
Gardin			1				6
Duncan			1				6
COLTS	9	23	6	36-38	19-34		321
OPPONENTS	6	16	3	25-25	19-35		1234

FGS

	1-19	20-29	30-39	40-49	50+	Tot.
O'Brien	3-4	6-9	4-9	6-10	0-2	19-34
COLTS	3-4	6-9	4-9	6-10	0-2	19-34
OPP.	4-4	8-9	2-5	5-17	0-2	19-37

O'Brien: (11, 25, 34, 28) (26) (35) (43, 34, 45)
 (28, 18, 28, 34) (12, 48) (44) (30, 42, 29)
 (28, 37, 18) (38, 23, 42) (44) (45, 53, 44, 47, 51)
 (32, 38) (25)
 OPP.: (46) (28, 17, 48) (44, 13, 23, 47, 25)
 (48, 42, 40, 27, 9) (41, 46, 38, 42) (15, 46, 47) (49)
 (20, 39, 31) (36, 52) (43, 46) (28, 45, 50, 27, 43)
 (38) () (25, 29)

Rushing	No.	Yds.	Avg.	LG	TD
Bulaich	139	426	3.1	15	3
Nowatzke	73	248	3.4	14	1
Maitland	74	209	2.8	24	1

Passing	Att.	Comp.	Yds.	Pct.	Avg./Att.	TD	TD%	Int.	Int.%	LG	Sacked	Rating
Unitas	321	166	2213	51.7	6.89	14	4.4	18	5.6	55	19/158	65.1
Morrall	93	51	792	54.8	8.52	9	9.7	4	4.3	44	14/131	97.6
Havrilak	2	2	82	100.0	41.00	0	0.0	0	0.0	54	0/0	118.0
COLTS	416	219	3087	52.6	7.28	23	5.5	22	5.3	55	33/289	73.3
OPPONENTS	452	238	2789	52.7	6.17	16	3.5	25	5.5	67	41/374	60.4

USUAL STARTERS

PRO BOWLERS IN BOLDFACE

OFFENSE	DEFENSE
WR Eddie Hinton	LDE Bubba Smith
LT Bob Vogel	LDT Billy Ray Smith
LG Glenn Ressler	RDT Fred Miller
C Bill Curry	RDE Roy Hilton
RG John Williams	LLB Bob Grant
RT Dan Sullivan	MLB Mike Curtis
TE John Mackey	LTB Ted Hendricks
WR Roy Jefferson	LCB Charlie Stukes
OB John Unitas	RCB Tom Maxwell
RB Norm Bulaich	LS Jerry Logan
RB Jerry Hill, Tom Nowatzke	RS Rick Volk

1971 COLTS STATISTICS

Record: 10-4 Coach: Don McCafferty
Second - AFC Eastern Division

Home: 5-2 Div: 6-2
Away: 5-2 Conf: 8-3
NConf: 2-1

Date	Results	Opponent	Attendance	Rushing	No.	Yds.	Avg.	LG	TD
9/19	W 22-0	N.Y. JETS	56,458	Mackey	3	18	6.0	9	0
9/26	L 13-14	CLEVELAND	56,837	Morrall	6	13	6.5	16	0
10/3	W 23-3	@ New England	61,232	Mitchell	2	9	4.5	13	0
10/10	W 43-0	@ Buffalo	46,206	Unitas	9	5	0.6	3	0
10/17	W 31-7	@ N.Y. Giants	62,860	Pittman	2	3	1.5	3	0
10/25	L 3-10	@ Minnesota	49,784	Nowatzke	1	1	1.5	1	0
10/31	W 34-21	PITTSBURGH	60,238	COLTS	512	2149	4.2	671	23
11/8	W 24-17	L.A. RAMS	57,722	OPPONENTS	352	1113	3.2	27	8
11/14	W 14-13	@ N.Y. Jets	63,947	Receiving	No.	Yds.	Avg.	LG	TD
11/21	L 14-17	@ Miami	75,312	Mitchell, T.	33	402	12.2	35	0
11/28	W 37-14	@ Oakland	54,689	Matte	29	239	8.3	34	0
12/5	W 24-0	BUFFALO	58,476	Hinton	25	436	17.4	33	2
12/11	W 14-3	MIAMI	60,238	Bulaich	25	229	9.2	30	2
12/19	L 17-21	NEW ENGLAND	57,942	Perkins	24	424	17.7	64	4
12/26	W 20-3	@ Cleveland	74,082	Nottingham	15	88	5.9	35	0
1/2	L 0-21	@ Miami	78,629	Mackey	11	143	13.0	28	0

Team Statistics	Colts	Opp	Colts	Opp	Colts	Opp	Colts	Opp		
TOTAL FIRST DOWNS	242	166	Rushing	123	60	Passing	104	95		
Rushing	123	60	Penalty	15	11	TOTAL NET YARDS	4071	2852		
Passing	104	95	Avg. Per Game	290.8	203.7	Total Plays	883	746		
Penalty	15	11	Avg. Per Play	4.6	3.8	NET YARDS RUSHING	2149	1113		
TOTAL NET YARDS	4071	2852	Total Rushes	512	352	Avg. Per Game	153.5	79.5		
Avg. Per Game	290.8	203.7	Gross Yards	2152	2027	Total Rushes	512	352		
Total Plays	883	746	Att./Completions	344/176	361/185	NET YARDS PASSING	1922	1739		
Avg. Per Play	4.6	3.8	Completion Pct.	51.2	51.2	Avg. Per Game	137.3	124.2		
NET YARDS RUSHING	2149	1113	Had Intercepted	21	28	Tackled/Yards Lost	27/230	33/288		
Avg. Per Game	153.5	79.5	Gross Yards	2152	2027	Gross Yards	2152	2027		
Total Rushes	512	352	Att./Completions	344/176	361/185	Att./Completions	344/176	361/185		
NET YARDS PASSING	1922	1739	Completion Pct.	51.2	51.2	Completion Pct.	51.2	51.2		
Avg. Per Game	137.3	124.2	Had Intercepted	21	28	Had Intercepted	21	28		
Tackled/Yards Lost	27/230	33/288	PUNTS/AVERAGE	62/41.0	88/38.9	PUNTS/AVERAGE	62/41.0	88/38.9		
Gross Yards	2152	2027	PENALTIES/YARDS	57/529	67/687	PENALTIES/YARDS	57/529	67/687		
Att./Completions	344/176	361/185	FUMBLES/BALL LOST	26/11	22/13	FUMBLES/BALL LOST	26/11	22/13		
Completion Pct.	51.2	51.2	TOUCHDOWNS	36	18	TOUCHDOWNS	36	18		
Had Intercepted	21	28	Rushing	23	8	Rushing	23	8		
PUNTS/AVERAGE	62/41.0	88/38.9	Passing	10	9	Passing	10	9		
PENALTIES/YARDS	57/529	67/687	Defense/Kicking	2/1	1/0	Defense/Kicking	2/1	1/0		
FUMBLES/BALL LOST	26/11	22/13	Score By Periods	1	2	3	4	Total		
TOUCHDOWNS	36	18	COLTS	62	17	78	78	313		
Rushing	23	8	OPPONENTS	17	45	27	51	140		
Passing	10	9	Scoring	TDR	TDP	TDR1	PAT	FG	S	TP
Defense/Kicking	2/1	1/0	O'Brien				35-36	20-29		95

Score By Periods	1	2	3	4	Total
COLTS	62	17	78	78	313
OPPONENTS	17	45	27	51	140

Scoring	TDR	TDP	TDR1	PAT	FG	S	TP
O'Brien				35-36	20-29		95
Bulaich	8	2					60
Matte	8						48
Nottingham	5		1				36
Perkins		4					24
Hinton		2					12
McCaughey	2						12
Richardson		2					12
Hendricks			1				6
Newsome			1				6
TEAM					1	2	
COLTS	23	10	3	35-36	20-29	1313	
OPPONENTS	8	9	1	17-18	5-18	140	

FGS	1-19	20-29	30-39	40-49	50+	Tot.
O'Brien	4-4	7-8	3-4	5-11	1-2	20-29
COLTS	4-4	7-8	3-4	5-11	1-2	20-29
OPP.	1-1	2-4	2-5	0-6	0-2	5-18

O'Brien: (38,21,21) (27,32) (42,41,50) (42,28)
 (27) (45,40) (20,9,40) (51,48,32) () (45)
 (11,28,45) (40,37,29,13) () (12,40)
 OPP.: () (44,35) (34,46,46) (49) (35) (32) ()
 (20,45) (22) (54,20) () (22,58) (31,17) (47)

Rushing	No.	Yds.	Avg.	LG	TD
Bulaich	152	741	4.9	671	8
Matte	173	607	3.5	26	8
Nottingham	95	388	4.1	36	5
McCaughey	58	246	4.2	19	2
Hinton	4	56	14.0	30	0
Perkins	5	35	7.0	18	0
Richardson	2	27	13.5	24	0

Passing	Att.	Comp.	Yds.	Pct.	Avg./Att.	TD	TD%	Int.	Int.%	LG	Sacked	Rating
Unitas	176	92	942	52.3	5.35	3	1.7	9	5.1	35	15/129	52.3
Morrall	167	84	1210	50.3	7.19	7	4.2	12	7.2	64	11/ 89	58.2
Matte	1	0	0	0.0	0.00	0	0.0	0	0.0	0	1/ 12	39.6
COLTS	344	176	2152	51.2	6.10	10	2.9	21	6.1	64	27/230	55.0
OPPONENTS	361	185	2027	51.2	5.61	9	2.5	28	7.8	881	33/288	44.2

USUAL STARTERS

PRO BOWLERS IN BOLDFACE

OFFENSE	DEFENSE
WR Eddie Hinton	LDE Bubba Smith
LT Bob Vogel	LDT Billy Newsome
LG Glenn Ressler	RDT Fred Miller
C Bill Curry	RDE Roy Hilton
RG John Williams	LLB Ray May
RT Dan Sullivan	MLB Mike Curtis
TE Tom Mitchell	RLB Ted Hendricks
WR Ray Perkins	LCB Charlie Stukes
QB Earl Morrall	RCB Jim Duncan
RB Tom Matte	LS Jerry Logan
RB Norm Bulaich	RS Rick Volk

1972 COLTS STATISTICS

Record: 5-9 Coach: Don McCafferty (5),
John Sandusky (9)

Home: 2-5 Div: 4-4
Away: 3-4 Conf: 5-6
NConf: 0-3

Third - AFC Eastern Division

Date	Results	Opponent	Attendance	Rushing	No.	Yds.	Avg.	LG	TD
9/17	L 3-10	ST. LOUIS	53,652	McCauley	178	675	3.8	36	2
9/24	L 34-44	N.Y. JETS	56,626	Nottingham	123	466	3.8	25	3
10/ 1	W 17- 0	@ Buffalo	46,206	Mitchell, L.	45	215	4.8	14	1
10/ 8	L 20-23	SAN DIEGO	55,459	Matte	33	137	4.2	18	0
10/15	L 0-21	DALLAS	58,992	Domres	30	137	4.6	15	1
10/22	L 20-24	@ N.Y. Jets	62,948	Bulaich	27	109	4.0	18	1
10/29	L 0-23	MIAMI	60,000	Havrilak	12	72	6.0	32	2
11/ 6	W 24-17	@ New England	60,999	Doughty	2	33	16.5	17	0
11/12	L 21-24	@ San Francisco	61,214	Unitas	3	15	5.0	8	0
11/19	W 20-19	@ Cincinnati	49,512	Nowatzke	3	11	3.7	6	0
11/26	W 31- 0	NEW ENGLAND	54,907	O'Brien	3	9	3.0	7	0
12/ 3	W 35- 7	BUFFALO	55,390	Mildren	3	8	2.7	5	0
12/10	L 10-24	@ Kansas City	44,175	Mitchell, T.	0	7	0.0	7	0
12/16	L 0-16	@ Miami	80,010	COLTS	462	1894	4.1	36	10

Team Statistics	Colts	Opp	Receiving	No.	Yds.	Avg.	LG	TD
TOTAL FIRST DOWNS	251	233	Mitchell, T.	40	494	12.4	34	4
Rushing	97	111	Havrilak	33	571	17.3	62	4
Passing	124	109	McCauley	30	256	8.5	34	2
Penalty	30	13	Nottingham	25	191	7.6	27	0

TOTAL NET YARDS	Colts	Opp	Mitchell, L.	No.	Yds.	Avg.	LG	TD
Avg. Per Game	299.1	308.0	Matte	14	182	13.0	43	1
Total Plays	868	853	O'Brien	11	263	23.9	43	2
Avg. Per Play	4.8	5.1	Hinton	11	146	13.3	63	1

NET YARDS RUSHING	Colts	Opp	Bulaich	No.	Yds.	Avg.	LG	TD
Avg. Per Game	135.3	142.1	Speyrer	8	114	14.3	21	0
Total Rushes	462	515	Doughty	3	31	10.3	19	0
NET YARDS PASSING	2293	2323	Mosier	1	53	53.0	53	0
Avg. Per Game	163.8	165.9	COLTS	203	2503	12.3	63	15
Tackled/Yards Lost	25/210	25/232	OPPONENTS	178	2555	14.3	83	15

Gross Yards	Colts	Opp	Interceptions	No.	Yds.	Avg.	LG	TD
Att./Completions	381/203	313/178	Stukes	5	23	4.6	11	0
Completion Pct.	53.3	56.9	Volk	4	86	21.5	23	0
Had Intercepted	12	23	Curtis	4	74	18.5	33	1

PUNTS/AVERAGE	Colts	Opp	Logan	No.	Yds.	Avg.	LG	TD
Tackled/Yards Lost	57/42.1	71/39.0	May	2	43	21.5	37	0
FUMBLES/BALL LOST	58/605	84/826	Hendricks	2	13	6.5	13	0
TOUCHDOWNS	37/22	22/13	Laird	1	31	31.0	31	0
Rushing	10	15	Hepburn	1	14	14.0	14	0
Passing	15	15	COLTS	23	331	14.4	37	1
Defense/Kicking	2/1	0/0	OPPONENTS	12	169	14.1	38	0

Score By Periods	1	2	3	4	Total	Punting	No.	Yds.	Avg.	LG	Bk.
COLTS	48	70	58	59	235	Lee	57	2400	42.1	60	1
OPPONENTS	57	70	47	78	252	COLTS	57	2400	42.1	60	1

Scoring	TDR	TDP	TDR1	PAT	FG S	TP	Lee <th>No.</th> <th>Yds.</th> <th>Avg.</th> <th>LG</th> <th>TD</th>	No.	Yds.	Avg.	LG	TD	
O'Brien		2		24-24	13-31	75	OPPONENTS	71	2766	39.0	61	1	
Havrilak	2	4				36	Punt Returns	No.	FC	Yds.	Avg.	LG	TD
McCauley	2	2	1			30	Laird	34	11	303	8.9	42	0
Mitchell, T.		4				24	Volk	5	7	25	5.0	8	0
Nottingham	3					18	Logan	4	1	20	5.0	7	0
Mitchell, L.	1	1				12	COLTS	43	19	348	8.1	42	0
Matte		1				6	OPPONENTS	29	12	204	7.0	27	0
Bulaich	1					6	Kickoff Returns	No.	Yds.	Avg.	LG	TD	
Munsey			1			6	Laird	29	843	29.1	73	0	
Curtis			1			6	McCauley	13	377	29.0	93t	1	
Hinton						6	Nottingham	2	38	19.0	19	0	
Domres	1					6	Bulaich	1	62	62.0	62	0	
Schlapak				4- 4	0- 8	4	Mildren	1	1	1.0	1	0	
COLTS	10	15	3	28-28	13-39	235	Hendricks	1	0	0.0	0	0	
OPPONENTS	15	15	0	27-30	15-24	252	COLTS	47	1321	28.1	93t	1	

FGS	1-19	20-29	30-39	40-49	50+	Tot.	OPPONENTS	No.	Yds.	Avg.	LG	TD
O'Brien	2- 3	6- 8	3- 8	2-12	0-0	13-31	50	1091	21.8	49	0	
Schlapak	0- 0	0- 0	0- 0	0- 5	0-3	0- 8						
COLTS	2- 3	6- 8	3- 8	2-17	0-3	13-39						
OPP.	1- 1	4- 4	3- 4	5-10	2-5	15-24						

O'Brien	(30,48,47,42,38)	(14,32,28)
(30,43,30,45)	(22,20)	(48,48)
(41)	(9,18)	()
(31,33,26)	(40,44)	()
(22)	(20)	()
Schlapak	()	()
()	()	()
(47,47)	(45,48,46)	()
OPP:	(41)	(48,43,14)
(42)	(51,40,27)	()
(57,39,42)	(29)	(24)
(36)	(44)	(40,25)
(48)	(51)	(31,53)
(40,50,35)		

USUAL STARTERS

PRO BOWLERS IN BOLDFACE

OFFENSE	DEFENSE
WR Jim O'Brien	LDE Billy Newsome
LT Bob Vogel	LDT Fred Miller
LG Glenn Ressler	RDT Jim Bailey
C Bill Curry	RDE Roy Hilton
RG Dan Sullivan	LLB Ted Hendricks
RT Dennis Nelson	MLB Mike Curtis
TE Tom Mitchell	RLB Ray May
WR Sam Havrilak	LCB Charlie Stukes
QB Marty Domres	RCB Lonnie Hepburn
RB Don McCauley	LS Jerry Logan
RB Don Nottingham	RS Rick Volk
	KR Bruce Laird

Passing	Att.	Comp.	Yds.	Pct.	Avg./Att.	TD	TD%	Int.	Int.%	LG	Sacked	Rating
Domres	222	115	1392	51.8	6.27	11	5.0	6	2.7	62	11/ 96	76.6
Unitas	157	88	1111	56.1	7.08	4	2.6	6	3.8	63	14/114	70.8
Havrilak	1	0	0	0.0	0.00	0	0.0	0	0.0	0	0/ 0	39.6
Mildren	1	0	0	0.0	0.00	0	0.0	0	0.0	0	0/ 0	39.6
COLTS	381	203	2503	53.3	6.57	15	3.9	12	3.2	63	25/210	73.9
OPPONENTS	313	178	2555	56.9	8.16	15	4.8	23	7.4	83	25/232	68.8

1973 COLTS STATISTICS

Record: 4-10 **Coach:** Howard Schnellenberger
Fourth - AFC Eastern Division

Home: 3-4 **Div:** 2-6
Away: 1-6 **Conf:** 2-9
NConf: 2-1

Date	Results	Opponent	Attendance	Rushing	No.	Yds.	Avg.	LG	TD
9/16	L 14-24	@ Cleveland	74,303	Jones	18	58	3.2	17	0
9/23	L 10-34	N.Y. JETS	55,942	Ginn	16	47	2.9	8	0
9/30	W 14-10	NEW ORLEANS	52,293	Mildren	2	14	7.0	10	0
10/ 7	L 16-24	@ New England	57,044	Havrilak	2	9	4.5	8	0
10/14	L 13-31	@ Buffalo	78,875	Nelson	0	3	0.0	3	0
10/21	W 29-27	@ Detroit	48,058	Chester	1	1	1.0	1	0
10/28	L 21-34	OAKLAND	59,008	Speyrer	1	1	1.0	1	0
11/ 4	L 27-31	HOUSTON	52,707	Smith	1	-3	-3.0	-3	0
11/11	L 0-44	@ Miami	60,332	Lee	2	-16	-8.0	0	0
11/18	L 14-22	@ Washington	52,675	COLTS	536	2031	3.8	36	9
11/25	L 17-24	BUFFALO	52,250	OPPONENTS	491	2089	4.2	78	15
12/ 2	L 17-20	@ N.Y. Jets	61,009	Receiving	No.	Yds.	Avg.	LG	TD
12/ 9	W 16- 3	MIAMI	58,446	Doughty	25	587	23.5	66	4
12/16	W 18-13	NEW ENGLAND	52,065	Mitchell, T.	25	313	12.5	33	4

Team Statistics		Colts	Opp	Receiving		No.	Yds.	Avg.	LG	TD
TOTAL FIRST DOWNS		218	243	Doughty	25	587	23.5	66	4	
Rushing		121	104	Mitchell, T.	25	313	12.5	33	4	
Passing		79	123	McCauley	25	186	7.4	34	0	
Penalty		18	16	Chester	18	181	10.1	40	1	
3rd Down MA/Pct	82/203/40.4	67/175/38.3		Speyrer	17	311	18.3	47	4	
TOTAL NET YARDS		3506	4488	Mitchell, L.	17	113	6.7	14	0	
Avg. Per Game		250.4	320.6	Ginn	3	2	0.7	6	0	
Total Plays		868	847	Nottingham	2	10	5.0	5	0	
Avg. Per Play		4.0	5.3	Olds	2	4	2.0	1	0	
NET YARDS RUSHING		2031	2089	Smith	1	37	37.0	37	0	
Avg. Per Game		145.1	149.2	Havrilak	1	9	9.0	9	0	
Total Rushes		536	491	Andrews	1	1	1.0	1t	1	
NET YARDS PASSING		1475	2399	COLTS	137	1746	12.7	66	14	
Avg. Per Game		105.4	171.4	OPPONENTS	199	2599	13.1	66	16	
Tackled/Yards Lost	32/271	25/200		Interceptions	No.	Yds.	Avg.	LG	TD	
Gross Yards	1746	2599		White	4	40	10.0	22	1	
Att./Completions	300/137	331/199		Hendricks	3	33	11.0	24	0	
Completion Pct.	45.7	60.1		Kern	2	22	11.0	22	0	
Had Intercepted	25	15		Oldham	2	10	5.0	7	0	
PUNTS/AVERAGE	62/38.7	47/37.4		Curtis	2	9	4.5	9	0	
PENALTIES/YARDS	57/483	69/684		Kacmarek	1	2	2.0	2	0	
FUMBLES/BALL LOST	18/13	35/22		Volk	1	0	0.0	0	0	
TOUCHDOWNS				COLTS	15	116	7.7	24	1	
Rushing				OPPONENTS	25	336	13.4	45	4	
Passing				Punting	No.	Yds.	Avg.	LG	Blk.	
Defense/Kicking	1/2	6/2		Lee	62	2402	38.7	60	2	
				COLTS	62	2402	38.7	60	2	
				OPPONENTS	47	1758	37.4	57	1	

Score By Periods	1	2	3	4	Total
COLTS	45	34	50	97	226
OPPONENTS	53	108	64	116	341

Scoring	TOR	TDP	TDR1	PAT	FG	S	TP
Hunt				22-24	16-28		70
Speyrer		4	1				30
Doughty		4					24
Mitchell, T.		4					24
Domres	2						12
McCauley	2						12
Mitchell, L.	2						12
Olds	2						12
Hendricks			1				6
Nottingham	1						6
Chester		1					6
White			1				6
Andrews		1					6
COLTS	9	14	3	22-24	16-28		190
OPPONENTS	15	16	8	38-39	23-33		341

FGS	1-19	20-29	30-39	40-49	50+	Tot.
Hunt	6-6	6-8	4-6	0-5	0-3	16-28
COLTS	6-6	6-8	4-6	0-5	0-3	16-28
OPP.	9-10	3-4	8-11	2-5	1-3	23-33

Hunt: (46,33) (17) (27) (38,27,38) (19,22)
 (14,20,29) () (22,38,50,36) () (52)
 (49,43,23,27) (17,50,46) (19,43) (16,32)
 OPP.: (14) (22,16) (45,17) (40,18) (52)
 (13,36,35) (27,30) (47,38) (13,54,14,38)
 (35,18,37,42,29) (36,25) (30,32,18) (42,10)
 (52,36)

Rushing	No.	Yds.	Avg.	LG	TD
Mitchell, L.	253	963	3.8	36	2
McCauley	144	514	3.6	24	2
Domres	32	126	3.9	14	2
Nottingham	28	118	4.2	20	1
Olds	26	100	3.9	17	2
Doughty	10	96	9.6	30	0

Passing	Att.	Comp.	Yds.	Pct.	Avg./Att.	TD	TD%	Int.	Int.%	LG	Sacked	Rating
Domres	191	93	1153	48.7	6.04	9	4.7	13	6.8	66	18/145	55.2
Jones	108	43	539	39.8	4.99	4	3.7	12	11.1	51	14/126	28.8
Speyrer	1	1	54	100.0	54.00	1	100.0	0	0.0	54t	0/ 0	158.3
COLTS	300	137	1746	45.7	5.82	14	4.7	25	8.3	66	32/271	45.2
OPPONENTS	331	199	2599	60.1	7.85	16	4.8	15	4.5	66	25/200	82.1

USUAL STARTERS

PRO BOWLERS IN BOLDFACE

OFFENSE	DEFENSE
WR Cotton Speyrer	LDE Mike Barnes
LT Tom Drougas	LDT Jim Bailey
LG Glenn Ressler	RDT Joe Ehrmann
C Ken Mendenhall	RDE Joe Schmiesing
RG Elmer Collett	LLB Ted Hendricks
RT Dennis Nelson	MLB Mike Curtis
TE Raymond Chester	RLB Stan White
WR Glenn Doughty	LCB Rex Kern
QB Marty Domres	RCB Nelson Munsey
RB Lydell Mitchell	LS Jack Mildren
RB Don McCauley	RS Rick Volk

1974 COLTS STATISTICS

Record: 2-12 **Coach:** Howard Schnellenberger
(3), Joe Thomas (11)

Home: 0-7 **Div:** 1-7
Away: 2-5 **Conf:** 1-10
NConf: 1-2

Fifth - AFC Eastern Division

Date	Results	Opponent	Attendance	Rushing	No.	Yds.	Avg.	LG	TD
9/15	L 0-30	@ Pittsburgh	48,890	Doughty	7	51	7.3	17	0
9/22	L 13-20	GREEN BAY	41,252	Scott	2	12	6.0	9	0
9/29	L 10-30	@ Philadelphia	64,205	Andrews	5	6	1.2	4	0
10/ 6	L 3-42	@ New England	59,502	Orduna	2	3	1.5	2	1
10/13	L 14-27	BUFFALO	42,089	COLTS	450	1818	4.0	39	13
10/20	W 35-20	@ N.Y. Jets	51,745	OPPONENTS	516	1961	3.8	69	20
10/27	L 7-17	@ Miami	65,868	Receiving	No.	Yds.	Avg.	LG	TD
11/ 3	L 14-24	CINCINNATI	40,037	Mitchell	72	544	7.6	24	2
11/10	L 6-17	DENVER	37,959	Chester	37	461	12.5	45	1
11/17	W 17- 7	@ Atlanta	41,278	Doughty	24	300	12.5	27	2
11/24	L 17-27	NEW ENGLAND	38,971	Carr	21	405	19.3	57	0
12/ 1	L 0- 6	@ Buffalo	75,325	Olds	21	153	7.3	18	2
12/ 8	L 16-17	MIAMI	43,553	Scott	18	317	17.6	45	0
12/15	L 38-45	N.Y. JETS	38,168	McCauley	17	112	6.6	14	1

Team Statistics		Colts	Opp	COLTS		OPPONENTS	
TOTAL FIRST DOWNS		244	237	221	2424	11.0	57
Rushing		110	120	180	2348	13.0	77
Passing		109	101				19
Penalty		25	16				

3rd Down M/A/Pct		98/222/44.1	87/198/43.9	COLTS		OPPONENTS	
TOTAL NET YARDS		3843	4126	10	87	8.7	40
Avg. Per Game		274.5	294.7	24	384	16.0	55
Total Plays		924	849				
Avg. Per Play		4.2	4.9				
NET YARDS RUSHING		1818	1961				
Avg. Per Game		129.9	140.1				
Total Rushes		450	516				
NET YARDS PASSING		2025	2165				
Avg. Per Game		144.6	154.6				
Tackled/Yards Lost		49/399	21/183				
Gross Yards		2424	2348				
Att./Completions		425/221	312/180				
Completion Pct.		52.0	57.7				
Had Intercepted		24	10				
PUNTS/AVERAGE		71/37.1	67/38.4				
PENALTIES/YARDS		66/587	75/737				
FUMBLES/BALL LOST		28/13	25/14				
TOUCHDOWNS		22	40				
Rushing		13	20				
Passing		9	16				
Defense/Kicking		0/0	4/0				

Score By Periods		1	2	3	4	Total	COLTS		OPPONENTS		
COLTS		13	56	48	73	190	42	5	253	6.0	18
OPPONENTS		51	58	62	74	329	46	6	413	9.0	66

Scoring	TDR	TDP	TDR1	PAT	FG	S	TP	Kickoff Returns	No.	Yds.	Avg.	LG	TD
Linhart				22-22	12-20		58	Speyrer	22	539	24.5	44	0
Mitchell	5	2					42	Laird	19	499	26.3	55	0
Jones	4						24	Berra	13	259	19.9	54	0
Olds	1	2					18	Orduna	3	68	22.7	24	0
Domres	2						12	Scott	3	61	20.3	26	0
Doughty		2					12	Mayo	2	23	11.5	14	0
Chester		1					6	Andrews	1	18	18.0	18	0
McCauley		1					6	McCauley	1	17	17.0	17	0
Orduna		1					6	Rudnick	1	5	5.0	5	0
Speyrer		1					6	Oldham	1	0	0.0	0	0
COLTS	13	9		22-22	12-20		190	COLTS	66	1489	22.6	55	0
OPPONENTS	20	16		4 38-40	17-27		329	OPPONENTS	45	903	20.1	38	0

FGS 1-19 20-29 30-39 40-49 50+ Tot.
 Linhart 0- 0 8- 8 2- 5 2- 6 0-1 12-20
COLTS 0- 0 8- 8 2- 5 2- 6 0-1 12-20
OPP. 1- 1 7- 8 7-12 1- 5 1-1 17-27
 Linhart: () (37,23,47) (45) (31,27) (42) (37)
 (37) () (21,26) (37,49) (48,25) (52) (26,40,20)
 (26)
 OPP: (31) (52,39) (20,38,42) () (28,29,33,35)
 () (23,42,33) (33,40,18) (37) (45) (33,28)
 (20,31) (27) (30,37,43,25)

Rushing	No.	Yds.	Avg.	LG	TD
Mitchell	214	757	3.5	31	5
Olds	129	475	3.7	34	1
Jones	39	279	7.2	39	4
Domres	22	145	6.6	21	2
McCauley	30	90	3.0	15	0

Passing	Att.	Comp.	Yds.	Pct.	Avg./Att.	TD	TD%	Int.	Int.%	LG	Sacked	Rating
Jones	270	143	1610	53.0	5.96	8	3.0	12	4.4	57	36/328	62.4
Domres	153	77	803	50.3	5.25	0	0.0	12	7.8	44	13/ 71	33.2
McCauley	2	1	11	50.0	5.50	1	50.0	0	0.0	11	0/ 0	106.3
COLTS	425	221	2424	52.0	5.70	9	2.1	24	5.6	57	49/399	52.7
OPPONENTS	312	180	2348	57.7	7.53	16	5.1	10	3.2	77	21/183	85.3

USUAL STARTERS PRO BOWLERS IN BOLDFACE

OFFENSE		DEFENSE	
WR Roger Carr	LT David Taylor	LDE Fred Cook	LDT Jim Bailey
LG Glenn Ressler	C Ken Mendenhall	RDT Joe Ehrmann	RDE John Dutton
RG Elmer Collett	RT Dennis Nelson	LLB Tom MacLeod	MLB Mike Curtis
TE Raymond Chester	WR Glenn Doughty	RLB Stan White	LCB Ray Oldham
QB Bert Jones	RB Lydell Mitchell	RCB Nelson Munsey	LS Bruce Laird
RB Bill Olds		RS Rick Volk	

1975 COLTS STATISTICS

Record: 10-4 Coach: Ted Marchibroda
First - AFC Eastern Division

Home: 5-2 Div: 6-2
Away: 5-2 Conf: 8-3
NConf: 2-1

Date	Results	Opponent	Attendance	Rushing	No.	Yds.	Avg.	LG	TD
9/21	W 35-7	@ Chicago	51,678	Mitchell	289	1193	4.1	70	11
9/28	L 20-31	OAKLAND	41,023	Jones	47	321	6.8	36	3
10/ 5	L 13-24	@ L.A. Rams	62,491	Olds	94	281	3.0	14	2
10/12	L 31-38	BUFFALO	45,791	McCauley	60	196	3.3	18	10
10/19	L 10-21	@ New England	51,417	Leaks	41	175	4.3	17	1
10/26	W 45-28	@ N.Y. Jets	55,137	Domres	4	46	11.5	20	1
11/ 2	W 21-7	CLEVELAND	37,285	Doughty	1	5	5.0	5	0
11/ 9	W 42-35	@ Buffalo	77,320	COLTS	536	2217	4.1	70	28
11/16	W 52-19	N.Y. JETS	54,006	OPPONENTS	453	1821	4.0	66	17
11/23	W 33-17	@ Miami	61,986	Receiving	No.	Yds.	Avg.	LG	TD
11/30	W 28-14	KANSAS CITY	44,151	Mitchell	60	544	9.1	35t	4
12/ 7	W 21-0	@ N.Y. Giants	49,863	Doughty	39	666	17.1	63	4
12/14	W 10-7	MIAMI	OT 60,548	Chester	38	457	12.0	32	3
12/21	W 34-21	NEW ENGLAND	50,801	Olds	30	194	6.5	28t	2
12/27	L 10-28	@ Pittsburgh	59,053	Carr	23	517	22.5	90t	2

Team Statistics	Colts	Opp
TOTAL FIRST DOWNS	266	242
Rushing	131	101
Passing	114	124
Penalty	21	17
3rd Down M/A/Pct	105/217/48.4	84/199/42.2
TOTAL NET YARDS	4498	4173
Avg. Per Game	321.3	298.1
Total Plays	928	905
Avg. Per Play	4.8	4.6
NET YARDS RUSHING	2217	1821
Avg. Per Game	158.4	130.1
Total Rushes	536	453
NET YARDS PASSING	2281	2352
Avg. Per Game	162.9	168.0
Tackled/Yards Lost	38/325	59/496
Gross Yards	2606	2848
Att./Completions	354/211	393/193
Completion Pct.	59.6	49.1
Had Intercepted	8	29
PUNTS/AVERAGE	86/39.6	83/38.6
PENALTIES/YARDS	80/760	79/700
FUMBLES/BALL LOST	18/10	29/12
TOUCHDOWNS	52	36
Rushing	28	17
Passing	19	17
Defense/Kicking	5/0	1/1

Interceptions	No.	Yds.	Avg.	LG	TD
White	8	135	16.9	32	1
Wallace	4	126	31.5	42t	2
Mumphord	4	58	14.5	28	0
Laird	3	46	15.3	28	0
Munsey	3	36	12.0	30t	1
Oldham	2	23	11.5	13	0
Cheyunski	2	8	4.0	6	0
McLeod	1	50	50.0	50	0
Cook	1	8	8.0	8	0
Curtis	1	3	3.0	3	0
COLTS	29	493	17.0	50	4
OPPONENTS	8	111	13.9	38	0

Punting	No.	Yds.	Avg.	LG	Bk.
Lee	86	3402	39.6	62	1
COLTS	86	3402	39.6	62	1
OPPONENTS	83	3204	38.6	63	3

Punt Returns	No.	FC	Yds.	Avg.	LG	TD
Stevens	36	8	396	11.0	53	0
Wallace	6	0	43	7.2	14	0
Johnson	0	4	0	0.0	0	0
Oldham	0	3	0	0.0	0	0
COLTS	42	15	439	10.5	53	0
OPPONENTS	51	5	513	10.1	46	0

Score By Periods	1	2	3	4	OT	Total
COLTS	96	130	72	94	3	395
OPPONENTS	34	97	52	86	0	269

Scoring	TDR	TDP	TDR1	PAT	FG	S	TP
Mitchell	11	4					90
Linhart				51-52	10-18		81
McCauley	10	1					66
Doughty		4					24
Olds	2	2					24
Chester		3					18
Jones	3						18
Carr		2					12
Johnson		2					12
Wallace			2				12
Cook			1				6
Domres	1						6
Leaks	1						6
Munsey			1				6
White			1				6
Kennedy		1					6
Laird					1	2	6
COLTS	28	19	5	51-52	10-18	1395	
OPPONENTS	17	17	2	35-36	6-10	269	

FGS	1-19	20-29	30-39	40-49	50+	Tot.
Linhart	2-2	0-3	7-10	1-3	0-0	10-18
COLTS	2-2	0-3	7-10	1-3	0-0	10-18
OPP.	0-0	3-3	1-2	2-3	0-2	6-10
Linhart:	() (26,31,37)	() (39,19)	(34)	(36,46)		
(37)	() (36)	(42)	(25)	() (29,31)	(19,44,37,31)	
OPP.:	() (29)	(27)	(44)	(52)	() () () (45,36)	
(52,28)	() ()	(45,35)	()	()	()	

Passing	Att.	Comp.	Yds.	Pct.	Avg./Att.	TD	TD%	Int.	Int.%	LG	Sacked	Rating
Jones	344	203	2483	59.0	7.22	18	5.2	8	2.3	90t	38/325	89.1
Domres	10	8	123	80.0	12.30	1	10.0	0	0.0	32	0/0	151.3
COLTS	354	211	2606	59.6	7.36	19	5.4	8	2.3	90t	38/325	90.9
OPPONENTS	393	193	2848	49.1	7.25	17	4.3	29	7.4	91	59/496	56.9

USUAL STARTERS

PRO BOWLERS IN BOLDFACE

OFFENSE	DEFENSE
WR Roger Carr	LDE Fred Cook
LT David Taylor	LDT Mike Barnes
LG Robert Pratt	RDT Joe Ehrmann
C Ken Mendenhall	RDE John Dutton
RG Elmer Collett	LLB Tom MacLeod
RT George Kunz	MLB Jim Cheyunski
TE Raymond Chester	RLB Stan White
WR Glenn Doughty	LCB Lloyd Mumphord
QB Bert Jones	RCB Nelson Munsey
RB Lydell Mitchell	LS Bruce Laird
RB Bill Olds	RS Jackie Wallace

1976 COLTS STATISTICS

Record: 11-3 Coach: Ted Marchibroda
 First - AFC Eastern Division

Home: 6-1 Div: 7-1
 Away: 5-2 Conf: 11-1
 NConf: 0-2

Date	Results	Opponent	Attendance	Rushing	No.	Yds.	Avg.	LG	TD
9/12	W 27-13	@ New England	43,512	Lee	41	220	5.4	69t	1
9/19	W 28-27	CINCINNATI	50,621	Jones	38	214	5.6	17	2
9/26	L 27-30	@ Dallas	64,237	Troup	5	-1	-0.2	6t	1
10/ 3	W 42-17	TAMPA BAY	43,105	Doughty	3	7	2.3	3	0
10/10	W 28-14	MIAMI	60,020	Stevens	1	3	3.0	3	1
10/17	W 31-13	@ Buffalo	71,009	Lee	1	-12	-12.0	-12	0
10/24	W 20- 0	@ N.Y Jets	49,768	COLTS	565	2303	4.1	69t	26
11/ 1	W 38-14	HOUSTON	60,020	OPPONENTS	438	1844	4.2	54	11
11/ 7	W 37-21	@ San Diego	42,827	Receiving	No.	Yds.	Avg.	LG	TD
11/14	L 14-21	NEW ENGLAND	60,020	Mitchell	60	555	9.3	40t	3
11/22	W 17-16	@ Miami	62,104	Carr	43	1112	25.9	79t	11
11/28	W 33-16	N.Y. JETS	46,938	Doughty	40	628	15.7	41	5
12/ 4	L 17-24	@ St. Louis	48,282	McCauley	34	347	10.2	44	2
12/12	W 58-20	BUFFALO	53,729	Chester	24	467	19.5	40	3
12/19	L 14-40	PITTSBURGH	60,020	Leaks	8	43	5.4	10	0

Team Statistics	Colts	Opp
TOTAL FIRST DOWNS	301	229
Rushing	133	83
Passing	144	126
Penalty	24	20
3rd Down M/A/Pct	109/200/54.5	70/184/38.0

Interceptions	No.	Yds.	Avg.	LG	TD
Wallace	5	105	21.0	41	0
White	3	26	8.7	15	0
Oldham	2	40	20.0	33	0
Luce	2	7	3.5	7	0
Mumphord	1	22	22.0	22	0
Munsey	1	10	10.0	10	0
Cook	1	1	1.0	1	0
COLTS	15	211	14.1	41	0
OPPONENTS	10	146	14.6	31t	1

Punting	No.	Yds.	Avg.	TB	In20	LG	Bik.
Lee	59	2342	39.7	3	21	56	0
COLTS	59	2342	39.7	3	21	56	0
OPPONENTS	79	2914	36.9	7	7	60	0

Punt Returns	No.	FC	Yds.	Avg.	LG	TD
Stevens	39	9	315	7.9	44	0
Lee	1	0	0	0.0	0	0
Wallace	0	3	0	0.0	0	0
Oldham	0	1	0	0.0	0	0
COLTS	40	13	315	7.9	44	0
OPPONENTS	33	5	231	7.0	49	0

Score By Periods	1	2	3	4	Total	Kickoff Returns	No.	Yds.	Avg.	LG	TD
COLTS	72	175	77	93	417	Stevens	30	710	23.7	83	0
OPPONENTS	46	84	31	85	246	Laird	7	143	20.4	25	0
Scoring	TDR	TDP	TDR1	PAT	FG	S	TP				
Linhart				49-51	20-27		109				
Carr		11					66				
McCauley	9	2					66				
Mitchell	5	3					48				
Leaks	7						42				
Doughty		5					30				
Chester		3					18				
Jones	2						12				
Lee	1						6				
Luce			1				6				
Stevens	1						6				
Troup	1						6				
Fernandes						1	2				
COLTS	26	24	1	49-51	20-27	1	1417				
OPPONENTS	11	16	2	27-29	15-20	2	246				

FGS	1-19	20-29	30-39	40-49	50+	Tot.
Linhart	0-0	9-9	10-11	1-7	0-0	20-27
COLTS	0-0	9-9	10-11	1-7	0-0	20-27
OPP.	1-1	6-6	5-6	2-6	1-1	15-20

Opp.	(28,32)	(45)	(44,30,24)	(32,38)	(4)
(21)	(24,35)	(45,25)	(41,39)	(40)	(27)
(34,34,44,41,31,38)	(22)	(24,22,36)			
OPP.:	(31,27,39)	(26,51)	(37,18,32)	(40)	(4)
(32,44)	(44)	(41)	(48,44)	(20)	(22)
(28,34)					

Rushing	No.	Yds.	Avg.	LG	TD
Mitchell	289	1200	4.2	43	5
Leaks	118	445	3.8	42	7
McCauley	69	227	3.3	16	9

Passing	Att.	Comp.	Yds.	Pct.	Avg./Att.	TD	TD%	Int.	Int. %	LG	Sacked	Rating
Jones	343	207	3104	60.4	9.05	24	7.0	9	2.6	79t	29/284	102.5
Troup	18	8	117	44.4	6.50	0	0.0	1	5.6	32	1/4	43.1
COLTS	361	215	3221	59.6	8.92	24	6.6	10	2.8	79t	30/288	99.5
OPPONENTS	372	192	2804	51.6	7.54	16	4.3	15	4.0	67t	56/461	74.0

USUAL STARTERS

PRO BOWLERS IN BOLDFACE

OFFENSE	DEFENSE
WR Roger Carr	LDE Fred Cook
LT David Taylor	LDT Mike Barnes
LG Robert Pratt	RDT Joe Ehrmann
C Ken Mendenhall	RDE John Dutton
RG Elmer Collett	LLB Derrel Luce
RT George Kunz	MLB Jim Cheyunski
TE Raymond Chester	RLB Stan White
WR Glenn Doughty	LCB Lloyd Mumphord
QB Bert Jones	RCB Nelson Munsey,
RB Lydell Mitchell	Ray Oldham
RB Roosevelt Leaks	SS Bruce Laird
	FS Jackie Wallace
	K Toni Linhart

1977 COLTS STATISTICS

Record: 10-4 Coach: Ted Marchibroda
First - AFC Eastern Division

Home: 6-1 Div: 6-2
Away: 4-3 Conf: 9-3
NConf: 1-1

Date	Results	Opponent	Attendance	Rushing	No.	Yds.	Avg.	LG	TD
9/18	W 29-14	@ Seattle	58,991	Lee	84	346	4.1	30	3
9/25	W 20-12	@ N.Y. Jets	43,439	Leaks	59	237	4.0	39	3
10/ 2	W 17-14	BUFFALO	49,247	McCauley	83	234	2.8	16	6
10/ 9	W 45-28	MIAMI	57,829	Jones	28	146	5.2	22	2
10/16	W 17- 6	@ Kansas City	63,076	Doughty	2	11	5.5	16	0
10/23	L 3-17	@ New England	60,958	Lee	2	2	1.0	0	0
10/30	W 31-21	PITTSBURGH	60,763	Troup	7	8	1.1	7	0
11/ 7	W 10- 3	WASHINGTON	60,763	COLTS	566	2123	3.8	64t	17
11/13	W 31-13	@ Buffalo	39,444	OPPONENTS	423	1798	4.3	77t	11
11/20	W 33-12	N.Y. JETS	52,014	Receiving	No.	Yds.	Avg.	LG	TD
11/27	L 13-27	@ Denver	74,939	Mitchell	71	620	8.7	38	4
12/ 5	L 6-17	@ Miami	68,977	McCauley	51	495	9.7	34t	2
12/11	L 10-13	DETROIT	45,124	Chester	31	556	17.9	78t	3
12/18	W 30-24	NEW ENGLAND	60,763	Doughty	28	435	15.5	57	4
12/24	L 31-37	OAKLAND	20T 60,763	Scott	18	267	14.8	33	2

Team Statistics	Colts	Opp	COLTS	OPPONENTS	Interceptions	No.	Yds.	Avg.	LG	TD			
TOTAL FIRST DOWNS	269	210	224	181	Blackwood	10	163	16.3	37	0			
Rushing	111	78	11	5	White	7	84	12.0	19	0			
Passing	136	116	22	12	Laird	3	56	18.7	22	0			
Penalty	22	16	3rd Down M/A/Pct	104/221/47.1	72/190/37.9	Thompson, N.	3	39	13.0	20	0		
TOTAL NET YARDS	4588	3988	TOTAL NET YARDS	4588	3988	Munsey	3	25	8.3	14	0		
Avg. Per Game	327.7	284.9	NET YARDS RUSHING	2123	1798	MacLeod	2	37	18.5	33	0		
Total Plays	987	852	Avg. Per Game	151.6	128.4	Nettles	1	30	30.0	30	0		
Avg. Per Play	4.6	4.7	Total Rushes	566	423	Simonini	1	0	0.0	0	0		
NET YARDS RUSHING	2123	1798	NET YARDS PASSING	2465	2190	COLTS	30	434	14.5	37	0		
Avg. Per Game	151.6	128.4	Avg. Per Game	176.1	156.4	OPPONENTS	12	298	24.8	73t	1		
Total Rushes	566	423	Tackled/Yards Lost	26/221	47/359	Punting	No.	Yds.	Avg.	TB	In20	LG	Bik.
NET YARDS PASSING	2465	2190	Gross Yards	2686	2549	Lee	82	3142	38.3	9	19	59	2
Avg. Per Game	176.1	156.4	Att./Completions	395/224	382/181	COLTS	84	3142	37.4	9	19	59	2
Tackled/Yards Lost	26/221	47/359	Completion Pct.	56.7	47.4	OPPONENTS	81	2933	36.2	3	7	73	0
Gross Yards	2686	2549	Had Intercepted	12	30	Punt Returns	No.	FC	Yds.	Avg.	LG	TD	
Att./Completions	395/224	382/181	PUNTS/AVERAGE	84/37.4	81/36.2	Stevens	34	6	301	8.9	24	0	
Completion Pct.	56.7	47.4	NET PUNTING AVG.	29.5	31.5	Blackwood	7	5	22	3.1	10	0	
Had Intercepted	12	30	PENALTIES/YARDS	77/620	78/618	Oldham	1	3	0	0.0	0	0	
PUNTS/AVERAGE	84/37.4	81/36.2	FUMBLES/BALL LOST	24/14	27/17	COLTS	42	14	323	7.7	24	0	
NET PUNTING AVG.	29.5	31.5	TOUCHDOWNS	35	27	OPPONENTS	44	5	481	10.9	73t	1	
PENALTIES/YARDS	77/620	78/618	Rushing	17	11	Kickoff Returns	No.	Yds.	Avg.	LG	TD		
FUMBLES/BALL LOST	24/14	27/17	Passing	17	10	Laird	24	541	22.5	35	0		
TOUCHDOWNS	35	27	Defense/Kicking	1/0	3/3	Stevens	11	216	19.6	37	0		

Score By Periods	1	2	3	4	Total	COLTS	OPPONENTS
COLTS	66	85	85	59	295	41	74
OPPONENTS	41	74	33	73	221		

Scoring	TDR	TDP	TDR	PAT	FG	S	TP
Linhart			32-35	17-26	83		
McCauley	6	2			48		
Mitchell	3	4			42		
Doughty		4			24		
Leaks	3	1			24		
Chester		3			18		
Lee	3				18		
Jones	2				12		
Scott		2			12		
Carr		1			6		
Pratt			1		6		
Nettles					1	2	
COLTS	17	17	1	32-35	17-26	1295	
OPPONENTS	11	10	6	24-27	11-21	1221	

FGS	1-9	20-29	30-39	40-49	50+	Tot.
Linhart	0-0	5-8	5-7	7-10	0-1	17-26
COLTS	0-0	5-8	5-7	7-10	0-1	17-26
OPP.	1-2	6-8	2-3	2-7	0-1	11-21
Linhart:	(45,38,42)	()	(45,44)	(41)	(44)	(40)
	(24,29)	(26,29)	(22,30)	(30,31,52)	(40,43)	(32,27)
	(27,31)	(38,28,45)				
OPP.:	(19)	(25)	()	(44,35)	(41)	(18)
	(45,42,26,45)	(24,52,22)	()	(27,29,44)		
	(25,29,37)	(30)				

Rushing	No.	Yds.	Avg.	LG	TD
Mitchell	301	1159	3.9	64t	3

Passing	Att.	Comp.	Yds.	Pct.	Avg./Att.	TD	TD%	Int.	Int. %	LG	Sacked	Rating
Jones	393	224	2686	57.0	6.83	17	4.3	11	2.8	78t	26/221	80.8
Troup	2	0	0	0.0	0.00	0	0.0	1	50.0	0	0/0	0.0
COLTS	395	224	2686	56.7	6.80	17	4.3	12	3.0	78t	26/221	79.4
OPPONENTS	382	181	2549	47.4	6.67	10	2.6	30	7.9	68	47/359	45.4

USUAL STARTERS

PRO BOWLERS IN BOLDFACE

OFFENSE	DEFENSE
WR Freddie Scott	LDE Fred Cook
LT David Taylor	LDT Mike Barnes
LG Robert Pratt	RDT Joe Ehrmann
C Ken Mendenhall	RDE John Dutton
RG Ken Huff	LLB Tom MacLeod
RT George Kunz	MLB Ed Simonini
TE Raymond Chester	RLB Stan White
WR Glenn Doughty	LCB Norm Thompson
QB Bert Jones	RCB Nelson Munsey
RB Lydell Mitchell	SS Bruce Laird
RB Roosevelt Leaks	FS Lyle Blackwood
	K Toni Linhart

1978 COLTS STATISTICS

Record: 5-11 Coach: Ted Marchibroda
Fifth - AFC Eastern Division

Home: 2-6 Div: 1-7
Away: 3-5 Conf: 3-9
NConf: 2-2

Date	Results	Opponent	Attendance	Rushing	No.	Yds.	Avg.	LG	TD
9/ 4	L 0-38	@ Dallas	65,053	Washington	240	956	4.0	29	0
9/10	L 0-42	MIAMI	47,730	Lee	81	374	4.6	24	1
9/18	W 34-27	@ New England	57,284	Leaks	83	266	3.2	11	2
9/24	L 17-24	@ Buffalo	55,270	Hardeman	48	244	5.1	46	0
10/ 1	L 14-17	PHILADELPHIA	50,314	McCauley	44	107	2.4	10	5
10/ 8	W 30-17	@ St. Louis	47,479	Jones	9	38	4.2	14	0
10/15	L 10-33	N.Y. JETS	48,136	Kirkland	8	35	4.4	18	0
10/22	W 7- 6	DENVER	58,857	Troup	18	25	1.4	10	1
10/29	L 8-26	@ Miami	53,524	Doughty	1	-1	-1.0	-1	0
11/ 6	W 21-17	WASHINGTON	60,762	COLTS	532	2044	3.8	46	9
11/12	W 17-14	@ Seattle	61,905	OPPONENTS	662	3010	4.5	63	21
11/19	L 24-45	CLEVELAND	49,570	Receiving	No.	Yds.	Avg.	LG	TD
11/26	L 14-35	NEW ENGLAND	49,404	Washington	45	377	8.4	33	1
12/ 3	L 16-24	@ N.Y. Jets	50,248	McCauley	34	296	8.7	21	0
12/ 9	L 13-35	@ Pittsburgh	41,597	Carr	30	629	21.0	78t	6
12/17	L 14-21	BUFFALO	40,420	Doughty	25	390	15.6	46	3

Team Statistics	Colts	Opp
TOTAL FIRST DOWNS	249	291
Rushing	95	153
Passing	124	119
Penalty	30	19
3rd Down M/A/Pct	74/203/36.5	119/241/49.4
TOTAL NET YARDS	4107	5911
Avg. Per Game	256.7	369.4
Total Plays	964	1049
Avg. Per Play	4.3	5.6

NET YARDS RUSHING	Colts	Opp
Avg. Per Game	127.8	188.1
Total Rushes	532	662
NET YARDS PASSING	2063	2901
Avg. Per Game	129.1	181.3
Tackled/Yards Lost	49/480	30/224
Gross Yards	2543	3125
Att./Completions	383/202	357/191
Completion Pct.	52.7	53.5
Had Intercepted	30	17

PUNTS/AVERAGE	Colts	Opp
NET PUNTING AVG.	30.6	31.6
PENALTIES/YARDS	90/771	114/1006
FUMBLES/BALL LOST	38/17	36/20
TOUCHDOWNS	31	54
Rushing	9	21
Passing	17	29
Defense/Kicking	4/1	3/1

Score By Periods	1	2	3	4	Total
COLTS	31	96	42	70	239
OPPONENTS	90	155	70	106	421

Scoring	TDR	TDP	TDR1	PAT	FG	S	TP
Linhart				27-31	8-17		51
Carr		6					36
McCauley	5						30
Leaks	2	2					24
Doughty		3					18
McCall		1	1				12
Washington		1	1				12
Alston		2					12
Blackwood			2				12
Lee	1	1					12
Troup	1						6
Luce			1				6
Siani		1					6
Burke						1	2
COLTS	9	17	5	27-31	8-17		1239
OPPONENTS	21	29	4	53-54	14-24		1421

FGS	1-19	20-29	30-39	40-49	50+	Tot.
Linhart	0-0	5-5	2-7	1-5	0-0	8-17
COLTS	0-0	5-5	2-7	1-5	0-0	8-17
OPP.	1-2	7-8	3-5	3-7	0-2	14-24
Linhart: (37) () () (21) (46) (43,35) (27) () () (44,38,30) (22,49) (23) (31) (30,22,41) () (36)						
OPP.: (18,45,48) () () (41,21) (46,26) (26) (23,52,19,30,26) (43,33,26,27) (32) (44) (53) (45) (31) (32,22) () ()						

USUAL STARTERS

OFFENSE	DEFENSE
WR Roger Carr	LDE Fred Cook
LT Wade Griffin	LDT Mike Barnes
LG Robert Pratt	RDT Joe Ehrmann
C Ken Mendenhall	RDE John Dutton
RG Ken Huff	LLB Tom MacLeod
RT Bob Van Duyne	MLB Ed Simonini
TE Mack Alston	RLB Stan White
WR Glenn Doughty	LCB Norm Thompson
QB Bill Troup	RCB Doug Nettles
RB Joe Washington	SS Bruce Laird
RB Roosevelt Leaks	FS Lyle Blackwood

Passing	Att.	Comp.	Yds.	Pct.	Avg./Att.	TD	TD%	Int.	Int.%	LG	Sacked	Rating
Troup	296	154	1882	52.0	6.36	10	3.4	21	7.1	67t	32/340	53.6
Kirkland	41	19	211	46.3	5.15	1	2.4	8	19.5	34	11/ 78	30.7
Jones	42	27	370	64.3	8.81	4	9.5	1	2.4	78t	6/ 62	114.2
Washington	4	2	80	50.0	20.00	2	50.0	0	0.0	54t	0/ 0	135.4
COLTS	383	202	2543	52.7	6.64	17	4.4	30	7.8	78t	49/480	55.9
OPPONENTS	357	191	3125	53.5	8.75	29	8.1	17	4.8	91t	30/224	90.4

1980 COLTS STATISTICS

Record: 7-9 Coach: Mike McCormack
Fourth - AFC Eastern Division

Home: 2-6 Div: 5-3
Away: 5-3 Conf: 6-8
NConf: 1-1

Date	Results	Opponent	Attendance	Rushing	No.	Yds.	Avg.	LG	TD
9/7	W 17-14	@ N.Y. Jets	54,932	Dickey	176	800	4.5	51t	11
9/14	L 17-20	PITTSBURGH	57,340	Washington	144	502	3.5	17	1
9/21	L 16-21	@ Houston	50,815	Franklin	83	264	3.2	21	2
9/28	W 35-21	N.Y. JETS	35,533	Sims	54	186	3.4	13	2
10/5	W 30-17	@ Miami	55,212	Jones	27	175	6.5	19	2
10/12	W 17-12	@ Buffalo	74,853	McCauley	35	133	3.8	12	1
10/19	L 21-37	NEW ENGLAND	55,346	Landry	7	26	3.7	14	1
10/26	L 10-17	ST. LOUIS	36,305	Carr	1	-8	-8.0	-8	0
11/2	W 31-24	@ Kansas City	56,112	COLTS	527	2078	3.9	51t	20
11/9	L 27-28	CLEVELAND	48,304	OPPONENTS	574	2210	3.9	27	20
11/16	W 10-9	@ Detroit	80,638	Receiving	No.	Yds.	Avg.	LG	TD
11/23	L 21-47	@ New England	61,297	Carr	61	924	15.1	43	5
11/30	W 28-24	BUFFALO	39,880	Washington	51	494	9.7	33	3
12/7	L 33-34	@ Cincinnati	43,991	Butler	34	574	16.9	42	2
12/14	L 14-24	MIAMI	30,564	McCauley	34	313	9.2	19	4
12/21	L 28-38	KANSAS CITY	29,936	Dickey	25	204	8.2	32	2

Team Statistics		Colts	Opp	COLTS		OPPONENTS		COLTS		OPPONENTS	
TOTAL FIRST DOWNS		327	338	272	3409	260	3576	12.5	47	25	77
Rushing		128	140	272	3409	260	3576	12.5	47	25	77
Passing		174	164	260	3576	260	3576	13.8	77	21	77
Penalty		25	34	260	3576	260	3576	13.8	77	21	77
3rd Down M/A/Pct		106/223/47.5	100/213/46.9	260	3576	260	3576	13.8	77	21	77
TOTAL NET YARDS		5206	5546	260	3576	260	3576	13.8	77	21	77
Avg. Per Game		325.4	346.6	260	3576	260	3576	13.8	77	21	77
Total Plays		1056	1080	260	3576	260	3576	13.8	77	21	77
Avg. Per Play		4.9	5.1	260	3576	260	3576	13.8	77	21	77
NET YARDS RUSHING		2078	2210	260	3576	260	3576	13.8	77	21	77
Avg. Per Game		129.9	138.1	260	3576	260	3576	13.8	77	21	77
Total Rushes		527	574	260	3576	260	3576	13.8	77	21	77
NET YARDS PASSING		3128	3336	260	3576	260	3576	13.8	77	21	77
Avg. Per Game		195.5	208.5	260	3576	260	3576	13.8	77	21	77
Tackled/Yards Lost		36/281	30/240	260	3576	260	3576	13.8	77	21	77
Gross Yards		3409	3576	260	3576	260	3576	13.8	77	21	77
Att./Completions		493/272	476/260	260	3576	260	3576	13.8	77	21	77
Completion Pct.		55.2	54.6	260	3576	260	3576	13.8	77	21	77
Had Intercepted		24	17	260	3576	260	3576	13.8	77	21	77
PUNTS/AVERAGE		84/38.1	72/39.7	260	3576	260	3576	13.8	77	21	77
NET PUNTING AVG.		32.7	34.1	260	3576	260	3576	13.8	77	21	77
PENALTIES/YARDS		104/914	98/775	260	3576	260	3576	13.8	77	21	77
FUMBLES/BALL LOST		23/13	32/17	260	3576	260	3576	13.8	77	21	77
TOUCHDOWNS		46	47	260	3576	260	3576	13.8	77	21	77
Rushing		20	20	260	3576	260	3576	13.8	77	21	77
Passing		25	21	260	3576	260	3576	13.8	77	21	77
Defense/Kicking		1/0	4/2	260	3576	260	3576	13.8	77	21	77

Score By Periods	1	2	3	4	Total	COLTS		OPPONENTS					
COLTS	55	115	80	105	355	260	3576	260	3576				
OPPONENTS	93	112	85	97	387	260	3576	260	3576				
Scoring	TDR	TDP	TDRt	PAT	FG	S	TP	COLTS		OPPONENTS			
Mike-Mayer			43-46	12-23			79	26	15	188	7.2	20	0
Dickey	11	2					78	49	13	357	7.3	56	1
Carr		5					30	49	13	357	7.3	56	1
McCall		5					30	49	13	357	7.3	56	1
McCauley	1	4					30	49	13	357	7.3	56	1
Washington	1	3					24	49	13	357	7.3	56	1
Burke		3					18	49	13	357	7.3	56	1
Butler		2					12	49	13	357	7.3	56	1
Franklin		2					12	49	13	357	7.3	56	1
Jones		2					12	49	13	357	7.3	56	1
Sims		2					12	49	13	357	7.3	56	1
Landry		1					6	49	13	357	7.3	56	1
Siani		1					6	49	13	357	7.3	56	1
Shiver			1				6	49	13	357	7.3	56	1
COLTS	20	25	5	43-46	12-23	355	67	1383	20.6	44	0	0	
OPPONENTS	20	21	6	45-47	20-30	387	54	1062	19.7	98t	1	1	

FGS	1-19	20-29	30-39	40-49	50+	Tot.	COLTS		OPPONENTS		
Mike-Mayer	0	5	6	3	8	4	7	0	2	12-23	
COLTS	0	0	5	6	3	8	4	7	0	2	12-23
OPP.	0	0	10	10	6	10	4	9	0	1	20-30
Mike-Mayer	(50,46)	(23,46,20)	(30,23,29)	(45)	(21,35,49)	(35)	(50,35)	(21)	(39)	(43)	(39)
	(41,37)	(43)	(32)								
OPP.	(32)	(25,29)	(47,30)	(27,47)	(38,47,24,46,44)	(22,35)	(35,40,47)	(32,21)	(34)	(32,39)	

USUAL STARTERS

OFFENSE		DEFENSE	
WR Roger Carr	LDE Fred Cook	LT Wade Griffin	LDT Mike Barnes
LG Robert Pratt	RDT Herb Orvis	C Ken Mendenhall	RDE Mike Ozdowski
RG Ken Huff	LLB Sanders Shiver	RT Jeff Hart	MLB Ed Simonini
TE Reese McCall	RLB Mike Woods	WR Ray Butler	LCB Derrick Hatchett
QB Bert Jones	RCB Larry Brazier	RB Joe Washington	SS Bruce Laird
RB Cleveland Franklin	FS Nesby Glasgow		

Passing	Att.	Comp.	Yds.	Pct.	Avg./Att.	TD	TD%	Int.	Int.%	LG	Sacked	Rating
Jones	446	248	3134	55.6	7.03	23	5.2	21	4.7	47	34/262	75.5
Landry	47	24	275	51.1	5.85	2	4.3	3	6.4	32	2/19	56.1
COLTS	493	272	3409	55.2	6.91	25	5.1	24	4.9	47	36/281	73.5
OPPONENTS	476	260	3576	54.6	7.51	21	4.4	17	3.6	77	30/240	78.9

1981 COLTS STATISTICS

Record: 2-14 **Coach:** Mike McCormack
Fourth- AFC Eastern Division

Home: 1-7 **Div:** 2-6
Away: 1-7 **Conf:** 2-10
NConf: 0-4

Date	Results	Opponent	Attendance	Rushing	No.	Yds.	Avg.	LG	TD
9/ 6	W 29-28	@ New England	49,977	Dickey	164	779	4.8	67t	7
9/13	L 3-35	BUFFALO	45,772	McMillan	149	597	4.0	42	3
9/20	L 10-28	@ Denver	74,804	Dixon	73	285	3.9	41	0
9/27	L 28-31	MIAMI	42,452	Jones	20	85	4.3	17	0
10/ 4	L 17-23	@ Buffalo	77,811	Franklin	21	52	2.5	8	1
10/11	L 19-41	CINCINNATI	35,881	McCauley	10	37	3.7	8	0
10/18	L 14-43	SAN DIEGO	48,679	Landry	1	11	11.0	11	0
10/26	L 28-42	@ Cleveland	78,986	Garrett	2	4	2.0	3	0
11/ 1	L 10-27	@ Miami	46,061	Anderson	1	0	0.0	0	0
11/ 8	L 14-41	N.Y. JETS	36,373	COLTS	441	1850	4.2	67t	11
11/15	L 13-38	@ Philadelphia	72,200	OPPONENTS	607	2665	4.4	59t	30
11/22	L 24-35	ST. LOUIS	32,782	Receiving	No.	Yds.	Avg.	LG	TD
11/29	L 0-25	@ N.Y. Jets	53,593	McMillan	50	466	9.3	31	1
12/ 6	L 13-37	DALLAS	60,586	Butler	46	832	18.1	67t	9
12/13	L 14-38	@ Washington	55,045	Carr	38	584	15.4	43	3
12/20	W 23-21	NEW ENGLAND	34,127	Dickey	37	419	11.3	50	3

Team Statistics	Colts	Opp
TOTAL FIRST DOWNS	274	406
Rushing	95	162
Passing	158	214
Penalty	21	30
3rd Down M/A/Pct	66/198/33.3	107/208/51.4
TOTAL NET YARDS	4908	6793
Avg. Per Game	306.8	424.6
Total Plays	957	1111
Avg. Per Play	5.1	6.1
NET YARDS RUSHING	1850	2665
Avg. Per Game	115.6	166.6
Total Rushes	441	607
NET YARDS PASSING	3058	4128
Avg. Per Game	191.1	258.0
Tackled/Yards Lost	37/321	13/100
Gross Yards	3379	4228
Att./Completions	479/265	491/301
Completion Pct.	55.3	61.3
Had Intercepted	23	16
PUNTS/AVERAGE	78/39.4	48/37.9
NET PUNTING AVG.	33.7	32.1
PENALTIES/YARDS	106/913	101/776
FUMBLES/BALL LOST	27/14	28/14
TOUCHDOWNS	33	68
Rushing	11	30
Passing	21	37
Defense/Kicking	1/0	1/0

Interceptions	No.	Yds.	Avg.	LG	TD
Braziel	3	35	11.7	27	0
Laird	3	59	19.7	24	0
Glasgow	2	35	17.5	31	0
Smith	2	11	5.5	8	0
Hatchett	2	8	4.0	8	0
Anderson	1	49	49.0	49	0
Krauss	1	10	10.0	10	0
Green	1	3	3.0	3	0
Pickney	1	0	0.0	0	0
COLTS	16	210	13.1	49	0
OPPONENTS	23	281	12.2	44	1

Punting	No.	Yds.	Avg.	TB	In20	LG	Blk.
Garrett	78	3071	39.4	2	11	57	0
COLTS	78	3071	39.4	2	11	57	0
OPPONENTS	48	1817	37.9	11	13	54	2

Punt Returns	No.	FC	Yds.	Avg.	LG	TD
Shula	10	7	50	5.0	11	0
Anderson	2	0	6	3.0	6	0
COLTS	12	7	56	4.7	11	0
OPPONENTS	44	10	402	9.1	46	0

Score By Periods	1	2	3	4	Total
COLTS	63	52	75	69	259
OPPONENTS	121	186	105	121	533

Scoring	TDR	TDP	TDR1	PAT	FG	S	TP
Dickey	7	3					60
Wood			29-33	10-18			59
Butler		9					54
McMillan	3	1					24
Carr		3					18
McCall		2					12
McCauley		2					12
Landry			1				6
Dixon			1				6
Franklin	1						6
Taylor							1 2
COLTS	11	21	1	29-33	10-18		1259
OPPONENTS	30	37	1	65-68	20-31		533

FGS	1-19	20-29	30-39	40-49	50+	Tot.
Wood	2- 2	2- 3	3- 5	3- 7	0-1	10-18
COLTS	2- 2	2- 3	3- 5	3- 7	0-1	10-18
OPP.	0- 0	6- 7	9-11	5-12	0-1	20-31
Wood:	(48,19,35)	(22)	(21)	()	(32)	(19,51) ()
	(46,28,30)	(44)	(44)	()	(43,40)	() () (39)
	(30,46)					
OPP.:	(50,39)	(49)	(36)	(27)	(43,34,44,45)	
	(38,24)	(30)	()	(41,32)	(25,41)	(40,44,32)
	(40,42)	(37,22,27,27,26,48)		(42,35,31)	(32)	()

WR	Offense	LDE	Defense
Roger Carr		Donnell Thompson	
Wade Griffin		Herb Orvis	
Robert Pratt		RDT Anthony Green	
Ray Donaldson		RDE Mike Ozdowski	
Ken Huff		LLB Sanders Shiver	
Jeff Hart		MLB Joe Federspiel	
Reese McCall		RLB Barry Krauss	
Ray Butler		LCB Derrick Hatchett	
Bert Jones		RCB Larry Braziel	
Curtis Dickey		SS Bruce Laird	
Randy McMillan		FS Nesby Glasgow	

USUAL STARTERS

Passing	Att.	Comp.	Yds.	Pct.	Avg./Att.	TD	TD%	Int.	Int.%	LG	Sacked	Rating
Jones	426	244	3094	57.3	7.26	21	4.9	20	4.7	67t	31/263	76.8
Landry	29	14	195	48.3	6.72	0	0.0	1	3.4	24	5/ 50	56.7
Humm	24	7	90	29.2	3.75	0	0.0	2	8.3	20	1/ 8	25.4
COLTS	479	265	3379	55.3	7.05	21	4.4	23	4.8	67t	37/321	72.2
OPPONENTS	491	301	4228	61.3	8.61	37	7.5	16	3.3	75	13/100	100.2

1982 COLTS STATISTICS

Record: 0-8-1 Coach: Frank Kush
 Fourteenth - American Football Conference

Home: 0-3-1 Div: 0-5
 Away: 0-5 Conf: 0-7
 NConf: 0-1-1

Date	Results	Opponent	Attendance	Rushing	No.	Yds.	Avg.	LG	TD
9/12	L 13-24	NEW ENGLAND	39,055	McMillan	101	305	3.0	13	1
9/19	L 20-24	@ Miami	51,999	Dixon	58	249	4.3	32	1
9/26		N.Y. JETS	Cancelled	Dickey	66	232	3.5	25	1
10/ 3		@ Detroit	Cancelled	Franklin	43	152	3.5	18	0
10/10		BUFFALO	Cancelled	Pagel	19	82	4.3	32	1
10/17		@ Cleveland	Cancelled	Butler	3	10	3.3	10	0
10/24		MIAMI Postponed to 1/2/83		Stark	1	8	8.0	8	0
10/31		TAMPA BAY	Cancelled	Wright	1	3	3.0	3	0
11/ 7		@ New England	Cancelled	Schlichter	1	3	3.0	3	0
11/14		OAKLAND	Cancelled	COLTS	293	1044	3.6	32	4
11/21	L 0-37	@ N.Y. Jets	46,970	OPPONENTS	348	1473	4.2	54	10
11/28	L 0-20	@ Buffalo	33,985	Receiving	No.	Yds.	Avg.	LG	TD
12/ 5	L 17-20	CINCINNATI	23,598	Bouza	22	287	13.0	34	2
12/12	L 10-13	@ Minnesota	53,981	Sherwin	21	280	13.3	33	0
12/19	T 20-20	GREEN BAY	25,920	Dickey	21	228	10.9	34	0
12/26	L 26-44	@ San Diego	49,711	Dixon	20	185	9.3	24	0
1/ 2	L 7-34	MIAMI	19,073	Butler	17	268	15.8	53t	2

Team Statistics	Colts	Opp
TOTAL FIRST DOWNS	152	197
Rushing	62	87
Passing	80	89
Penalty	10	21
3rd Down M/A/Pct	50/124/40.3	52/119/43.7
4th Down M/A/Pct	10/17/58.8	2/5/40.0
TOTAL NET YARDS	2483	3296
Avg. Per Game	275.9	366.2
Total Plays	596	605
Avg. Per Play	4.2	5.4

NET YARDS RUSHING	Colts	Opp
Avg. Per Game	116.0	163.7
Total Rushes	293	348
NET YARDS PASSING	1439	1823
Avg. Per Game	159.9	202.6
Tackled/Yards Lost	20/174	11/97
Gross Yards	1613	1920
Att./Completions	283/142	246/138
Completion Pct.	50.2	56.1
Had Intercepted	10	5

PUNTS/AVERAGE	Colts	Opp
NET PUNTING AVG.	34.3	35.5
PENALTIES/YARDS	52/433	59/466
FUMBLES/BALL LOST	24/11	11/5
TOUCHDOWNS	12	28
Rushing	4	10
Passing	6	18
Defense/Kicking	1/1	0/0

Score By Periods	1	2	3	4	Total
COLTS	13	40	23	37	113
OPPONENTS	54	77	68	37	236

Scoring	TDR	TDP	TDR1	PAT	FG	S	TP
Wood				6-6	6-10		24
Miller				5-5	4-8		17
Butler	2						12
Bouza	2						12
Krauss	1						6
Pagel	1						6
Beach		1					6
Burroughs			1				6
McMillan	1						6
Dickey	1						6
Sherwin			1				6
Dixon	1						6
COLTS	4	6	2	11-11	10-18		113
OPPONENTS	10	18		26-28	14-19		236

SACKS: Colts 11.0; Opponents 20.0; Wisniewski 2.5-18; Krauss 2-28; Bracelin 2-13; Thompson 1.5-11; Cooks 1-9; Delaney 1-9; Hunter 1-9

USUAL STARTERS

OFFENSE	DEFENSE
WR Matt Bouza	LDE Donnell Thompson
LT John Sinnott	NT Leo Wisniewski
LG Terry Crouch	RDE Fletcher Jenkins
C Ray Donaldson	LOLB Sanders Shiver
RG Ken Huff	LILB Johnnie Cooks
RT Jeff Hart	RILB Barry Krauss
TE Tim Sherwin	ROLB Greg Bracelin
WR Ray Butler	LCB James Burroughs
QB Mike Pagel	RCB Derrick Hatchett
RB Curtis Dickey	SS Larry Anderson
RB Randy McMillan	FS Nesby Glasgow

Passing	Att.	Comp.	Yds.	Pct.	Avg./Att.	TD	TD%	Int.	Int. %	LG	Sacked	Rating
Pagel	221	111	1281	50.2	5.80	5	2.3	7	3.2	53t	16/129	62.4
Schlichter	37	17	197	45.9	5.32	0	0.0	2	5.4	24	3/ 35	40.0
Humm	23	13	130	56.5	5.65	0	0.0	1	4.3	18	1/ 10	55.0
Wood	1	1	5	100.0	5.00	1	100.0	0	0.0	5	0/ 0	127.1
Stark	1	0	0	0.0	0.00	0	0.0	0	0.0	0	0/ 0	39.6
COLTS	283	142	1613	50.2	5.70	6	2.1	10	3.5	53t	20/174	60.0
OPPONENTS	246	138	1920	56.1	7.80	18	7.3	5	2.0	55	11/ 97	97.3

1983 COLTS STATISTICS

Record: 7-9 Coach: Frank Kush
Fourth - AFC Eastern Division

Home: 3-5 Div: 3-5
Away: 4-4 Conf: 5-9
NConf: 2-0

Date	Results	Opponent	Attendance
9/ 4	W 29-23	@ New England	OT 45,526
9/11	L 10-17	DENVER	52,613
9/18	L 23-28	@ Buffalo	40,937
9/25	W 22-19	CHICAGO	OT 35,708
10/ 2	W 34-31	@ Cincinnati	48,104
10/ 9	W 12- 7	NEW ENGLAND	37,013
10/16	L 7-30	BUFFALO	39,765
10/23	L 7-21	MIAMI	45,768
10/30	W 22-21	@ Philadelphia	59,150
11/ 6	W 17-14	@ N.Y. Jets	53,323
11/13	L 13-24	PITTSBURGH	61,479
11/20	L 0-37	@ Miami	54,482
11/27	L 23-41	@ Cleveland	65,812
12/ 4	L 6-10	N.Y. JETS	35,462
12/11	L 19-21	@ Denver	74,854
12/18	W 20-10	HOUSTON	27,934

Team Statistics		Colts	Opp
TOTAL FIRST DOWNS		272	321
Rushing		146	123
Passing		110	166
Penalty		16	32
3rd Dwn. M/A/Pct.		77/226/34.1	83/203/40.9
4th Dwn. M/A/Pct.		4/9/44.4	5/10/50.0
TOTAL NET YARDS		5018	5640
Avg. Per Game		313.6	352.5
Total Plays		1025	1045
Avg. Per Play		4.9	5.4
NET YARDS RUSHING		2695	2118
Avg. Per Game		168.4	132.4
Total Rushes		601	516
NET YARDS PASSING		2323	3522
Avg. Per Game		145.2	220.1
Tackled/Yards Lost		47/340	41/310
Gross Yards		2663	3832
Att./Completions		377/188	488/281
Completion Pct.		49.9	57.6
Had Intercepted		22	20
PUNTS/AVERAGE		91/45.3	80/41.6
NET PUNTING AVG.		36.3	37.2
PENALTIES/YARDS		120/986	79/687
FUMBLES/BALL LOST		32/11	29/16
TOUCHDOWNS		25	45
Rushing		10	13
Passing		12	31
Defense/Kicking		2/1	0/1

Score By Periods	1	2	3	4	OT	Total
COLTS	44	86	57	68	9	264
OPPONENTS	62	136	52	102	0	354

Scoring	TOR	TDP	TDR	PAT	FG	S	TP
Allegre				22-24	30-35		112
Dickey							42
McMillan	5	1					36
Henry	4						24
Butler	3						18
Anderson, L.			1				6
Cooks			1				6
Moore	1						6
Anderson, K.			1				6
Beach		1					6
Thompson					1		2
COLTS	10	12	3	22-24	30-35		1264
OPPONENTS	13	31	1	42-45	14-23		354

FGS	1-19	20-29	30-39	40-49	50+	Tot.	
Allegre	1- 1	4- 5	11-12	10-12	4-5	30-35	
COLTS	1- 1	4- 5	11-12	10-12	4-5	30-35	
OPP.	1- 1	4- 5	4- 6	5- 8	0-3	14-23	
Allegre:	(25, 52, 33)	(32)	(28, 49, 45)				
	(37, 47, 45, 33)	(19, 53)	(52)	(36)	()		
	(38, 39, 37, 42, 27, 30)	(42)	(46, 46, 37)	()	(31)		
	(26, 41)	(42, 55, 41, 26, 64)	(48, 37)				
OPP.:	(36, 33, 39)	(42)	(50)	(45, 49, 21)	(19)	(41)	
	(50, 23, 40, 30)	()	(62)	(49)	(42, 28)	(42)	(26, 27)
	(31)	()	(34)				

Rushing	No.	Yds.	Avg.	LG	TD
Dickey	254	1122	4.4	56	4
McMillan	198	802	4.1	39t	5
Pagel	54	441	8.2	33	0
Moore	57	205	3.6	13	1
Williams	28	77	2.8	13	0
Reed	2	27	13.5	18	0

Passing	Att.	Comp.	Yds.	Pct.	Avg./Att.	TD	TD%	Int.	Int.%	LG	Sacked	Rating
Pagel	328	163	2353	49.7	7.17	12	3.7	17	5.2	72t	40/278	64.0
Herrmann	36	18	256	50.0	7.11	0	0.0	3	8.3	35	7/ 62	38.8
Reed	10	6	34	60.0	3.40	0	0.0	1	10.0	16	0/ 0	26.7
Taylor	2	1	20	50.0	10.00	0	0.0	1	0.0	20	0/ 0	45.8
Stark	1	0	0	0.0	0.00	0	0.0	0	0.0	0	0/ 0	39.6
COLTS	377	188	2663	49.9	7.06	12	3.2	22	5.8	72t	47/340	59.4
OPPONENTS	488	281	3832	57.6	7.85	31	6.4	20	4.0	85t	41/310	87.4

Rushing	No.	Yds.	Avg.	LG	TD
Dixon	5	14	2.8	7	0
Stark	1	8	8.0	8	0
Herrmann	1	0	0.0	0	0
Krauss	1	-1	-1.0	-1	0
COLTS	601	2695	4.5	56	10
OPPONENTS	516	2118	4.1	77	13

Receiving	No.	Yds.	Avg.	LG	TD
Henry	30	416	13.9	40t	4
Porter, T.	28	384	13.7	38	0
Bouza	25	385	15.4	26	0
Sherwin	25	358	14.3	30	0
Dickey	24	483	20.1	72t	3
McMillan	24	195	8.1	25	1
Butler	10	207	20.7	60	3
Oatis	6	93	15.5	25	0
Moore	6	38	6.3	16	0
Beach	5	56	11.2	16	1
Williams	4	46	11.5	19	0
Dixon	1	2	2.0	2	0
COLTS	188	2663	14.2	72t	12
OPPONENTS	281	3832	13.6	85t	28

Interceptions	No.	Yds.	Avg.	LG	TD
Hatchett	4	36	9.0	25	0
Glasgow	3	35	11.7	18	0
Anderson, K.	2	81	40.5	71t	1
Bracelin	2	19	9.5	19	0
Delaney	2	16	8.0	11	0
Burroughs	2	8	4.0	8	0
Randle	1	41	41.0	41	0
Williams, K.	1	32	32.0	32	0
Maxwell	1	31	31.0	31	0
Cooks	1	15	15.0	15	0
Anderson, L.	1	0	0.0	0	0
COLTS	20	314	15.7	71t	1
OPPONENTS	22	117	5.3	34	0

Punting	No.	Yds.	Avg.	TB	In20	LG	Bk.
Stark	91	4124	45.3	9	20	68	0
COLTS	91	4124	45.3	9	20	68	0
OPPONENTS	80	3329	41.6	3	27	64	0

Punt Returns	No.	FC	Yds.	Avg.	LG	TD
Anderson, L.	20	4	138	6.9	20	0
Porter, R.	14	5	104	7.4	56	0
Williams, K.	9	4	43	4.8	13	0
Glasgow	1	1	9	9.0	9	0
COLTS	44	14	294	6.7	50	0
OPPONENTS	55	7	642	11.7	60t	1

Kickoff Returns	No.	Yds.	Avg.	LG	TD
Williams, K.	20	494	24.7	90	0
Porter, R.	18	336	18.7	28	0
Anderson, L.	18	309	17.2	26	0
Dixon	2	23	11.5	14	0
Moore	2	40	20.0	23	0
Bouza	1	4	4.0	4	0
Beach	1	0	0.0	0	0
COLTS	62	1198	19.3	90	0
OPPONENTS	61	1138	18.7	38	0

SACKS: Colts 41.0; Opponents 47.0; Maxwell 11-90; Bracelin 5.5-50.5; Wisniewski 5-41; Cooks 5-33; Thompson 4-27; Ballard 2-7; Waechter 1.5-13.5; Parker 1.5-13; Odom 1-11; Krauss 1-9; Glasgow 1-6; K. Williams 1-3; Shiver 1-2; K. Anderson .5-4

USUAL STARTERS

PRO BOWLERS IN BOLDFACE

OFFENSE		DEFENSE	
WR Matt Bouza	LDE Donnell Thompson	LDE Donnell Thompson	
Tracy Porter	NT Leo Wisniewski	NT Leo Wisniewski	
LT Karl Baldischwieler	RDE Steve Parker	RDE Steve Parker	
LG Chris Hinton	LOLB Greg Bracelin	LOLB Greg Bracelin	
C Ray Donaldson	LILB Johnnie Cooks	LILB Johnnie Cooks	
RG Steve Wright	RILB Barry Krauss	RILB Barry Krauss	
RT Jeff Hart	ROLB Vernon Maxwell	ROLB Vernon Maxwell	
TE Tim Sherwin	LCB James Burroughs	LCB James Burroughs	
WR Ray Butler	RCB Derrick Hatchett	RCB Derrick Hatchett	
Bernard Henry	Tate Randle	Tate Randle	
QB Mike Pagel	SS Larry Anderson	SS Larry Anderson	
RB Curtis Dickey	FS Nesby Glasgow	FS Nesby Glasgow	
RB Randy McMillan			

1985 COLTS STATISTICS

Record: 5-11 Coach: Rod Dowhower
Fourth - AFC Eastern Division

Home: 4-4 Div: 1-7
Away: 1-7 Conf: 2-10
NConf: 3-1

*Sellout

Date	Results	Opponent	Attendance
9/ 8	L 3-45	@ Pittsburgh	57,249
9/15	L 13-30	@ Miami	53,693
9/22	W 14- 6	DETROIT	*60,042
9/29	L 20-25	@ N.Y. Jets	61,987
10/ 6	W 49-17	BUFFALO	*60,003
10/13	L 10-15	DENVER	*60,128
10/20	L 9-21	@ Buffalo	28,430
10/27	W 37-10	GREEN BAY	*59,708
11/ 3	L 17-35	N.Y. JETS	*59,683
11/10	L 15-34	@ New England	54,176
11/17	L 20-34	MIAMI	*59,666
11/24	L 7-20	@ Kansas City	21,762
12/ 1	L 31-38	NEW ENGLAND	*56,740
12/ 8	L 10-17	@ Chicago	59,997
12/15	W 31-23	@ Tampa Bay	25,577
12/22	W 34-16	HOUSTON	*55,818

Team Statistics		Colts	Opp
TOTAL FIRST DOWNS			
Rushing		282	330
Passing		131	124
Penalty		130	192
3rd Dwn. M/A/Pct.	81/215/37.7	103/229/45.0	
4th Dwn. M/A/Pct.	12/17/70.6	10/14/71.4	
TOTAL NET YARDS			
Avg. Per Game	312.9	349.9	5599
Total Plays	988	1079	
Avg. Per Play	5.1	5.2	
NET YARDS RUSHING			
Avg. Per Game	152.4	134.1	539
Total Rushes	485	3454	
NET YARDS PASSING			
Avg. Per Game	160.4	215.9	5999
Tackled/Yards Lost	35/244	36/267	
Gross Yards	2811	3721	
Att./Completions	468/235	504/275	
Completion Pct.	50.2	54.6	
Had Intercepted	20	16	
PUNTS/AVERAGE			
NET PUNTING AVG.	34.2	33.0	
PENALTIES/YARDS	87/678	90/699	
FUMBLES/BALL LOST	27/14	32/17	
TOUCHDOWNS			
Rushing		39	45
Passing		22	20
Defense/Kicking		15	24
		1/1	0/1

Score By Periods	1	2	3	4	Total
COLTS	65	98	52	105	320
OPPONENTS	81	145	64	96	386

Scoring	TDR	TDP	TDR1	PAT	FG	S	TP
Allegre				36-39	16-26	84	
McMillan	7					42	
Beach		6				36	
Wonsley	6					36	
Capers	1	4				30	
Bentley	2					12	
Bouza			2			12	
Butler			2			12	
Gill	2					12	
Pagel	2					12	
Kofler	1					6	
Martin				1		6	
Middleton	1					6	
Young				1		6	
Williams		1				6	
Randle					1	2	
COLTS	22	15	2	36-39	16-26	1320	
OPPONENTS	20	24	1	41-45	25-31	386	

FGS	1-19	20-29	30-39	40-49	50+	Tot.	
Allegre	0-0	9-11	5-6	2-6	0-3	16-26	
COLTS	0-0	9-11	5-6	2-6	0-3	16-26	
OPP.	1-1	6-8	8-8	10-12	0-2	25-31	
Allegre:	(39)	(35)	(48,51)	(40,29)	()	(53,28)	
	(41,27,38)	(24,26,47,22,44)	(23)	()	(28,30)	(46)	
	(25)	(25,30,55)	(33,21)	()			
OPP:	(30,51)	(22,25,52,40)	(37,35)				
	(22,35,48,45)	(45)	(43,32,30,18,28)	()	(29)	()	
	(41,30)	(45,44,26)	(29,42)	(35)	(20)	(48,48)	(45)

Rushing	No.	Yds.	Avg.	LG	TD
McMillan	190	858	4.5	38	7
Wonsley	138	716	5.2	36	6
Bentley	54	288	5.3	26t	2
Gill	45	262	5.8	67	2

Passing	Att.	Comp.	Yds.	Pct.	Avg./Att.	TD	TD%	Int.	Int.%	LG	Sacked	Rating
Pagel	393	199	2414	50.5	6.13	14	3.6	15	3.8	80t	25/180	66.0
Kofler	48	23	284	47.9	5.92	1	2.1	3	6.3	33t	8/ 58	47.5
Schlichter	25	12	107	48.0	4.28	0	0.0	2	8.0	16	2/ 6	26.7
Bentley	1	1	6	100.0	6.00	0	0.0	0	0.0	6	0/ 0	158.3
Stark	1	0	0.0	0.0	0.00	0	0.0	0	0.0	0	0/ 0	0.0
COLTS	468	235	2811	50.2	6.00	15	3.2	20	4.3	80t	35/244	61.6
OPPONENTS	504	275	3721	54.6	7.38	24	4.8	16	3.2	59	36/267	81.1

Rushing	No.	Yds.	Avg.	LG	TD
Pagel	25	160	6.4	29	2
Middleton	13	35	2.7	13	1
Dickey	9	34	3.8	11	0
Kofler	4	33	8.3	23	1
Martin	1	23	23.0	23	0
Capers	3	18	6.0	20t	1
Schlichter	2	13	6.5	9	0
Butler	1	-1	-1.0	-1	0
COLTS	485	2439	5.0	67	22
OPPONENTS	539	2145	4.0	28	20

Receiving	No.	Yds.	Avg.	LG	TD
Beach	36	376	10.4	30	6
Wonsley	30	257	8.6	26	0
Bouza	27	381	14.1	40	2
Capers	25	438	17.5	80t	4
Boyer	25	274	11.0	33	0
McMillan	22	115	5.2	17	0
Butler	19	345	18.2	72t	2
Bentley	11	85	7.7	16	0
Martin	10	128	12.8	22	0
Williams	9	175	19.4	30	1
Sherwin	5	64	12.8	29	0
Middleton	5	54	10.8	34	0
Gill	5	52	10.4	20	0
Dickey	3	30	10.0	11	0
Henry	2	31	15.5	16	0
Pagel	1	6	6.0	6	0
COLTS	235	2811	12.0	80t	15
OPPONENTS	275	3721	13.5	59	24

Interceptions	No.	Yds.	Avg.	LG	TD
Daniel	8	53	6.6	29	0
Davis	2	14	7.0	7	0
Cooks	1	7	7.0	7	0
Anderson	1	1	1.0	1	0
Bickett	1	0	0.0	0	0
Krauss	1	0	0.0	0	0
Randle	1	0	0.0	0	0
Young	1	0	0.0	0	0
COLTS	16	75	4.7	29	0
OPPONENTS	20	232	11.6	41	0

Punting	No.	Yds.	Avg.	TB	In20	LG	Bik.
Stark	78	3584	45.9	14	12	68	2
COLTS	80	3584	44.8	14	12	68	2
OPPONENTS	72	2982	41.4	8	19	64	1

Punt Returns	No.	FC	Yds.	Avg.	LG	TD
Martin	40	7	443	11.1	70t	1
Daniel	1	1	6	6.0	6	0
Lowry	1	0	0	0.0	0	0
Young	0	1	0	0.0	0	0
COLTS	42	9	449	10.7	70t	1
OPPONENTS	43	8	572	13.3	77t	1

Kickoff Returns	No.	Yds.	Avg.	LG	TD
Bentley	27	674	25.0	48	0
Martin	32	638	19.9	36	0
Williams	3	44	14.7	21	0
Middleton	1	20	20.0	20	0
Young	2	15	7.5	17	0
Gill	1	6	6.0	6	0
Lee	1	6	6.0	6	0
COLTS	67	1403	20.9	48	0
OPPONENTS	59	1189	20.2	47	0

SACKS: Colts 36.0; Opponents 35.0; Bickett 6-44; Virkus 5-45; Cooks 5-36; Scott 5-32; Thompson 4-24; Smith 3-8; Glasgow 2-20; Odum 2-14; White 1-14; Lee 1-13; Krauss 1-12; Broughton 1-5

OFFENSE	DEFENSE
WR Wayne Capers	LDE Donnell Thompson
LT Chris Hinton	NT Brad White
LG Ben Utt	RDE Chris Scott
C Ray Donaldson	LOLB Johnnie Cooks
RG Ron Solt	LILB Cliff Odum
RT Karl Baldischwiler	RILB Barry Krauss
TE Pat Beach	ROLB Duane Bickett
WR/TE Ray Butler	LCB Preston Davis
Mark Boyer	RCB Eugene Daniel
QB Mike Pagel	SS Nesby Glasgow
RB Randy McMillan	FS Anthony Young
RB George Wonsley	

USUAL STARTERS PRO BOWLERS IN BOLDFACE

1986 COLTS STATISTICS

Record: 3-13 Coach: Rod Dowhower (13),
Ron Meyer (3)

Home: 1-7 Div: 1-7
Away: 2-6 Conf: 2-10
NConf: 1-3

Fifth - AFC Eastern Division

*Sellout

Date	Results	Opponent	Attendance	Rushing	No.	Yds.	Avg.	LG	TD
9/7	L 3-33	@ New England	55,208	Wonsley	60	214	3.6	46	1
9/14	L 10-30	@ Miami	51,848	Trudeau	13	21	1.6	8	1
9/21	L 7-24	L.A. RAMS	*59,012	Kiel	3	20	6.7	9	0
9/28	L 7-26	N.Y. JETS	56,075	Hogeboom	10	20	2.0	6	1
10/5	L 14-35	@ San Francisco	57,252	Bouza	1	12	12.0	12	0
10/12	L 14-17	NEW ORLEANS	53,512	Capers	1	11	11.0	11	0
10/19	L 13-24	@ Buffalo	50,050	Brooks	4	5	1.3	12	0
10/26	L 13-17	MIAMI	*58,350	COLTS	407	1491	3.7	70	10
11/2	L 9-24	CLEVELAND	*57,962	OPPONENTS	517	1962	3.8	40	13
11/9	L 21-30	NEW ENGLAND	*56,890	Receiving	No.	Yds.	Avg.	LG	TD
11/16	L 16-31	@ N.Y. Jets	65,149	Bouza	71	830	11.7	33	5
11/23	L 17-31	@ Houston	31,792	Brooks	65	1131	17.4	84	8
11/30	L 3-17	SAN DIEGO	47,950	McMillan	34	289	8.5	45	0
12/7	W 28-23	@ Atlanta	30,397	Beach	25	265	10.6	26	1
12/14	W 24-14	BUFFALO	52,783	Bentley	25	230	9.2	38	0
12/21	W 30-24	@ L.A. Raiders	41,349	Boyer	22	237	10.8	38	1

Team Statistics

Team Statistics	Colts	Opp	Colts	Opp	Colts	Opp	Colts	Opp	Colts	Opp		
TOTAL FIRST DOWNS	278	334	Rushing	77	123	Passing	173	185	Penalty	28	26	
3rd Dwn. M/A/Pct.	78/225/34.7	86/206/41.7	3rd Dwn. M/A/Pct.	10/29/34.5	1/5/20.0	TOTAL NET YARDS	4700	5701	Avg. Per Game	293.8	356.3	
4th Dwn. M/A/Pct.	10/29/34.5	1/5/20.0	Total Plays	1046	1051	Avg. Per Play	4.5	5.4	NET YARDS RUSHING	1491	1962	
			NET YARDS PASSING	3209	3739	Avg. Per Game	93.2	122.6	Total Rushes	407	517	
			Tackled/Yards Lost	53/406	24/194	Gross Yards	3615	3933	Att./Completions	586/300	510/306	
			Completion Pct.	51.2	60.0	Had Intercepted	24	16	PUNTS/AVERAGE	81/44.7	67/40.7	
			FUMBLES/BALL LOST	41/20	41/19	TOUCHDOWNS	27	47	NET PUNTING AVG.	36.9	35.5	
			Rushing	10	14	Passing	16	28	PENALTIES/YARDS	99/880	100/728	
			Defense/Kicking	0/1	4/1	Punt Returns	No. 18	FC 7	Yds. 141	Avg. 7.8	LG 18	TD 0

Score By Periods

Score By Periods	1	2	3	4	Total
COLTS	51	41	55	82	229
OPPONENTS	123	101	106	70	400

Scoring

Scoring	TDR	TDP	TDR	PAT	FG	S	TP
Biasucci				26-27	13-25		65
Brooks		8					48
Bouza		5					30
Bentley	3						18
McMillan	3						18
Hogeboom	1						6
Trudeau	1						6
Wonsley	1						6
Gill	1						6
Daniel			1				6
Boyer		1					6
Beach		1					6
Sherwin		1					6
Leiding							1
COLTS	10	16	1	26-27	13-25	1229	400
OPPONENTS	14	28	5	46-47	24-35	400	400

FGS

FGS	1-19	20-29	30-39	40-49	50+	Tot.
Biasucci	0-0	4-4	2-5	5-8	2-8	13-25
COLTS	0-0	4-4	2-5	5-8	2-8	13-25
OPP.	2-2	7-8	9-13	6-10	0-2	24-35
Biasucci	(25.56)	(23)	(60)	(48)	()	(49.54)
	(37.46,44)	(39.45)	(40)	()	(56.54)	(37)
	(52)	(32,30,52)	(52,40,20)			
OPP.	(38,39,49,25)	(27,45)	(46)	(34,48,47,24)		
	()	(30,46)	(37,50,46)	(29,37)	(51,38)	
	(38,31,24)	(32)	(34,32)	(19,43,26)	(19,45,26)	
	(46)	(20,32)				

Rushing

Rushing	No.	Yds.	Avg.	LG	TD
McMillan	189	609	3.2	28	3
Bentley	73	351	4.8	70	3
Gill	53	228	4.3	18	1

Passing

Passing	Att.	Comp.	Yds.	Pct.	Avg./Att.	TD	TD%	Int.	Int. %	LG	Sacked	Rating
Trudeau	417	204	2225	48.9	5.34	8	1.9	18	4.3	84	29/213	53.6
Hogeboom	144	85	1154	59.0	8.01	6	4.2	6	4.2	60	18/144	81.2
Kiel	25	11	236	44.0	9.44	2	8.0	0	0.0	50	5/42	104.8
Bentley	0	0	0	0.0	0.0	0	0.0	0	0.0	0	1/7	0.0
COLTS	586	300	3615	51.2	6.17	16	2.7	24	4.1	84	53/406	62.5
OPPONENTS	510	306	3933	60.0	7.71	28	5.5	16	3.1	72	24/194	89.6

Interceptions	No.	Yds.	Avg.	LG	TD
Coleman	4	36	9.0	31	0
Hicks	2	16	8.0	16	0
Bickett	2	10	5.0	10	0
Daniel, E.	2	6	3.0	3	0
Daniel, K.	2	5	2.5	5	0
Holt	1	80	80.0	80	0
Hand	1	8	8.0	8	0
Armstrong	1	4	4.0	4	0
Cooks	1	1	1.0	1	0
COLTS	16	166	10.4	80	0
OPPONENTS	24	310	12.9	40	2

Punting	No.	Yds.	Avg.	TB	In20	LG	Bk.
Stark	76	3432	45.2	5	23	63	0
Kiel	5	190	38.0	0	0	43	0
COLTS	81	3622	44.7	5	23	63	0
OPPONENTS	67	2725	40.7	4	21	60	1

Punt Returns	No.	FC	Yds.	Avg.	LG	TD
Brooks	18	7	141	7.8	18	0
Martin	17	5	109	6.4	25	0
Jackson	0	1	0	0.0	0	0
COLTS	35	13	250	7.1	25	0
OPPONENTS	52	5	533	10.3	71	1

Kickoff Returns	No.	Yds.	Avg.	LG	TD
Bentley	32	687	21.5	37	0
Martin	21	385	18.3	27	0
Brooks	8	143	17.9	24	0
Daniel, K.	5	109	21.8	30	0
Gill	5	73	14.6	28	0
Wonsley	2	31	15.5	20	0
Williams	1	15	15.0	15	0
COLTS	74	1443	19.5	37	0
OPPONENTS	43	827	19.2	41	0

SACKS: Colts 24.0; Opponents 53.0; Bickett 6-58; Hand 5-32; Thompson 4-18.5; Armstrong 3-21; Ahrens 2-26; Cooks 1-13; Odum 1-10; Broughton 1-9; Kellar 1-6.5

USUAL STARTERS

PRO BOWLERS IN BOLDFACE

OFFENSE

WR	Bill Brooks
LT	Chris Hinton
LG	Ben Utt
C	Ray Donaldson
RG	Ron Solt
RT	Kevin Call
TE	Pat Beach
WR	Matt Bouza
QB	Jack Trudeau
RB	Randy McMillan
TE/RB	Mark Boyer, George Wonsley

DEFENSE

LDE	Donnell Thompson
NT	Willie Broughton, Scott Kellar
RDE	Jon Hand
LOLB	Johnnie Cooks
LILB	Cliff Odum
RILB	Dave Ahrens
ROLB	Duane Bickett
LCB	Leonard Coleman
RCB	Eugene Daniel
SS	Nesby Glasgow
FS	Dwight Hicks, Tate Randle

1987 COLTS STATISTICS

Record: 9-6 Coach: Ron Meyer
First - AFC Eastern Division

Home: 4-4 Div: 5-3
Away: 5-2 Conf: 8-6
NConf: 1-0

*Sellout

Date	Results	Opponent	Attendance
9/13	L 21-23	CINCINNATI	*59,387
9/20	L 10-23	MIAMI	57,524
9/27		@ St. Louis	Cancelled
10/ 4	W 47- 6	@ Buffalo	9,860
10/11	W 6- 0	N.Y. JETS	34,927
10/18	L 7-21	@ Pittsburgh	34,627
10/25	W 30-16	NEW ENGLAND	48,850
11/ 1	W 19-14	@ N.Y. Jets	60,863
11/ 8	L 13-16	SAN DIEGO	60,459
11/15	W 40-21	@ Miami	65,433
11/22	L 0-24	@ New England	59,906
11/29	W 51-27	HOUSTON	54,999
12/ 6	W 9- 7	@ Cleveland	70,661
12/13	L 3-27	BUFFALO	60,253
12/20	W 20- 7	@ San Diego	46,211
12/27	W 24- 6	TAMPA BAY	*60,468
1/ 9	L 21-38	@ Cleveland	79,838

Team Statistics	Colts	Opp
TOTAL FIRST DOWNS	285	276
Rushing	122	97
Passing	138	161
Penalty	25	18
3rd Dwn. M/A/Pct.	70/201/34.8	85/218/39.0
4th Dwn. M/A/Pct.	7/16/43.8	5/13/38.5
TOTAL NET YARDS	4995	4550
Avg. Per Game	333.0	303.3
Total Plays	968	1003
Avg. Per Play	5.2	4.5
NET YARDS RUSHING	2143	1790
Avg. Per Game	142.9	119.3
Total Rushes	497	463
NET YARDS PASSING	2852	2760
Avg. Per Game	190.1	184.0
Tackled/Yards Lost	24/190	39/313
Gross Yards	3042	3073
Att./Completions	447/255	501/250
Completion Pct.	57.0	49.9
Had Intercepted	16	20
PUNTS/AVERAGE	78/37.7	82/37.2
NET PUNTING AVG.	30.8	31.0
PENALTIES/YARDS	90/742	85/689
FUMBLES/BALL LOST	36/18	43/25
TOUCHDOWNS	31	28
Rushing	14	6
Passing	16	19
Defense/Kicking	1/0	2/1

Score By Periods	1	2	3	4	Total
COLTS	48	120	61	71	300
OPPONENTS	61	52	48	77	238

Scoring	TOR	TDP	TDR	PAT	FG	S	TP
Biasucci				24-24	24-27		96
Bentley	7	2					54
Dickerson	5						30
Bouza		4					24
Brooks		3					18
Murray		3					18
Jordan				7- 7	3- 5		16
Noble			2				12
Brown	1						6
Jones				1			6
Sherwin				1			6
Thompson				1			6
Wonsley	1						1
Leiding							2
COLTS	14	16	1	31-31	27-32	1	1300
OPPONENTS	6	19	3	25-28	15-27	2	238

FGS	1-19	20-29	30-39	40-49	50+	Tot.
Biasucci	0- 0	5- 6	12-12	6- 7	1-2	24-27
Jordan	0- 0	1- 1	2- 2	0- 2	0- 0	3- 5
COLTS	0- 0	6- 7	14-14	6- 9	1-2	27-32
OPP.	0- 0	4- 5	8-13	3- 7	0-2	15-27
Biasucci: () (50) () () () (48,38,24)						
(36,28,45,38,33) (37,27,53) (22,32,25,23) (46)						
(36,45,49) (33,37,41) (30) (36,41) (30); Jordan: ()						
() (36) (35,25,42,42) () () () () () () () () ()						
OPP.: (42,20) (27) () (46,33) (29) (38,31,49) ()						
(42,37,39) () (37,34,37) (52,37,28,48,44) (38)						
(39,25) (52) (38,47,37)						

Rushing	No.	Yds.	Avg.	LG	TD
Dickerson	223	1011	4.5	53	5
Bentley	142	631	4.4	171	7
Banks	50	245	4.9	35	0
Brown	19	85	4.5	18	1
Wonsley	18	71	3.9	12	1
McLemore	17	58	3.4	9	0
Kiel	4	30	7.5	16	0
Trudeau	15	7	0.5	9	0
Hogeboom	3	3	1.0	2	0
Carver	2	3	1.5	3	0

Passing	Att.	Comp.	Yds.	Pct.	Avg./Att.	TD	TO%	Int.	Int.%	LG	Sacked	Rating
Trudeau	229	128	1587	55.9	6.93	6	2.6	6	2.6	55	13/100	75.4
Hogeboom	168	99	1145	58.9	6.82	9	5.4	5	3.0	721	8/ 63	85.0
Kiel	33	17	195	51.5	5.91	1	3.0	3	9.1	21	0/ 0	41.9
Salisbury	12	8	68	66.7	5.67	0	0.0	2	16.7	11	2/ 18	41.7
Nugent	5	3	47	60.0	9.40	0	0.0	0	0.0	21	1/ 9	91.3
COLTS	447	255	3042	57.0	6.81	16	3.6	16	3.6	721	24/190	75.0
OPPONENTS	501	250	3073	49.9	6.13	19	3.8	20	4.0	611	39/313	65.2

Rushing	No.	Yds.	Avg.	LG	TD
Nugent	2	1	0.5	3	0
Brooks	2	-2	-1.0	1	0
COLTS	497	2143	4.3	53	14
OPPONENTS	463	1790	3.9	51	6

Receiving	No.	Yds.	Avg.	LG	TD
Brooks	51	722	14.2	521	3
Bouza	42	569	13.5	441	4
Bentley	34	447	13.1	721	2
Beach	28	239	8.5	16	0
Murray	20	339	17.0	43	3
Dickerson	13	133	10.2	28	0
Noble	10	78	7.8	18	2
Boyer	10	73	7.3	15	0
Sherwin	9	86	9.6	32	1
Banks	9	50	5.6	18	0
Bellini	5	69	13.8	19	0
Wonsley	5	48	9.6	16	0
Brandes	5	35	7.0	13	0
Kearse	3	56	18.7	21	0
Hawthorne	3	41	13.7	21	0
Jones	3	25	8.3	13	1
McLemore	2	9	2.5	5	0
Johnson	1	15	15.0	15	0
Bryant	1	12	12.0	12	0
Utt	1	-4	-4.0	-4	0
COLTS	255	3042	11.9	721	16
OPPONENTS	250	3073	12.3	611	19

Interceptions	No.	Yds.	Avg.	LG	TD
Prior	6	57	9.5	38	0
Tullis	3	0	0.0	0	0
Robinson	2	86	43.0	68	0
Daniel	2	34	17.0	34	0
Jones	2	26	13.0	23	0
Davis	1	7	7.0	7	0
Cooks	1	2	2.0	2	0
Curry	1	0	0.0	0	0
Glasgow	1	0	0.0	0	0
Perryman	1	0	0.0	0	0
COLTS	20	212	10.6	68	0
OPPONENTS	16	181	11.3	451	1

Punting	No.	Yds.	Avg.	TB	In20	LG	Blk.
Stark	61	2440	40.0	7	12	63	2
Kiel	12	440	36.7	1	3	50	0
Colquitt	2	61	30.5	0	0	33	1
COLTS	78	2941	37.7	8	15	63	3
OPPONENTS	82	3048	37.2	15	15	57	3

Punt Returns	No.	FC	Yds.	Avg.	LG	TD
Brooks	22	9	136	6.2	17	0
Johnson	9	2	42	4.7	12	0
Tullis	4	1	27	6.8	10	0
Simmons	2	0	5	2.5	5	0
Ahrens	1	0	0	0.0	0	0
COLTS	38	12	210	5.5	17	0
OPPONENTS	39	9	376	9.6	28	0

Kickoff Returns	No.	Yds.	Avg.	LG	TD
Bentley	22	500	22.7	45	0
Daniel	10	225	22.5	29	0
Wright	10	187	18.7	27	0
Johnson	6	98	16.3	28	0
Prior	3	47	15.7	22	0
Noble	2	35	17.5	18	0
Wonsley	1	19	19.0	19	0
Perryman	1	4	4.0	4	0
COLTS	55	1115	20.3	45	0
OPPONENTS	60	1068	17.8	40	0

SACKS: Colts 39.0, Opponents 24.0; Bickett 8-62, Thompson 5-42; Cooks 5-40; Darby 3-24; Thorp 3-17; Krauss 2-18; Wright 1-16; Hand 1-14; Mattiace 1-13; Prior 1-11; Elko 1-10; Benjamin 1-9; Perryman 1-9; Glasgow 1-8; Chatman 1-7; Bulluck 1-6; Leiding 1-4; Grimsley 1-3; Sally 1-0

USUAL STARTERS

PRO BOWLERS IN BOLDFACE

OFFENSE	DEFENSE
WR Bill Brooks	LDE Donnell Thompson
LT Chris Hinton	NT Jerome Sally
LG Ben Utt	RDE Jon Hand
C Ray Donaldson	LOLB Johnnie Cooks
RG Ron Solt	LILB Cliff Odum
RT Kevin Call	RILB Barry Krauss
TE Pat Beach	ROLB Duane Bickett
WR Matt Bouza	LCB Willie Tullis
QB Jack Trudeau	RCB Eugene Daniel
Gary Hogeboom	SS Nesby Glasgow
RB Eric Dickerson	FS Freddie Robinson
TE/RB Tim Sherwin	Mike Prior
Albert Bentley	Dean Biasucci

1988 COLTS STATISTICS

Record: 9-7 Coach: Ron Meyer
Second - AFC Eastern Division

Home: 6-2 Div: 5-3
Away: 3-5 Conf: 7-5
NConf: 2-2

*Sellout

Date	Results	Opponent	Attendance	Rushing	No.	Yds.	Avg.	LG	TD
9/ 4	L 14-17	HOUSTON	OT 57,251	Dickerson	388	1659	4.3	411	14
9/11	L 13-17	CHICAGO	*60,503	Bentley	45	230	5.1	20	2
9/19	L 17-23	@ Cleveland	75,148	Chandler	46	139	3.0	29t	3
9/25	W 15-13	MIAMI	*59,638	Verdin	8	77	9.6	44	0
10/ 2	L 17-21	@ New England	58,050	Brooks	5	62	12.4	38	0
10/ 9	L 23-34	@ Buffalo	76,018	Wonsley	26	48	1.8	4	1
10/16	W 35-31	TAMPA BAY	53,135	Turner	16	42	2.6	14	2
10/23	W 16- 0	@ San Diego	37,322	Hogeboom	11	-8	-0.7	6	1
10/31	W 55-23	DENVER	*60,544	COLTS	545	2249	4.1	44	23
11/ 6	W 38-14	N.Y. JETS	59,233	OPPONENTS	447	1694	3.8	29	14
11/13	W 20-13	@ Green Bay	53,492	Receiving	No.	Yds.	Avg.	LG	TD
11/20	L 3-12	@ Minnesota	58,342	Brooks	54	867	16.1	53t	3
11/27	W 24-21	NEW ENGLAND	*58,157	Dickerson	36	377	10.5	50t	1
12/ 4	W 31-28	@ Miami	45,236	Boyer	27	256	9.5	24t	2
12/10	L 16-34	@ N.Y. Jets	46,284	Bentley	26	252	9.7	21	1
12/18	W 17-14	BUFFALO	*59,908	Beach	26	235	9.0	23	0

Team Statistics

Team Statistics	Colts	Opp	Colts	Opponents	Colts	Opponents	Colts	Opponents	Colts	Opponents
TOTAL FIRST DOWNS	311	315	COLTS	222	2865	12.9	58	15	COLTS	321
Rushing	153	109	Opponents	321	3803	11.8	58	21	Interceptions	No.
Passing	130	184	3rd Dwn. M/A/Pct.	64/186/34.4	88/204/43.1	9/16/56.3	5296	331.0	Tullis	4
Penalty	28	22	4th Dwn. M/A/Pct.	11/20/55.0	9/16/56.3	5296	331.0	Prior	3	
3rd Dwn. M/A/Pct.	64/186/34.4	88/204/43.1	TOTAL NET YARDS	4870	5296	331.0	1016	Bickett	3	
4th Dwn. M/A/Pct.	11/20/55.0	9/16/56.3	Avg. Per Game	304.4	331.0	331.0	1016	Goode	2	
TOTAL NET YARDS	4870	5296	Total Plays	982	1016	1016	1016	Daniel	2	
Avg. Per Game	304.4	331.0	Avg. Per Play	5.0	5.2	5.2	5.2	Krauss	1	
Total Plays	982	1016	NET YARDS RUSHING	2249	1694	1694	1694	COLTS	15	
Avg. Per Play	5.0	5.2	Avg. Per Game	140.6	105.9	105.9	105.9	OPPONENTS	22	
NET YARDS RUSHING	2249	1694	Total Rushes	545	447	447	447	Punting	No.	
Avg. Per Game	140.6	105.9	NET YARDS PASSING	2621	3602	3602	3602	Stark	64	
Total Rushes	545	447	Avg. Per Game	163.8	225.1	225.1	225.1	COLTS	64	
NET YARDS PASSING	2621	3602	Tackled/Yards Lost	34/244	30/201	30/201	30/201	COLTS	64	
Avg. Per Game	163.8	225.1	Gross Yards	2865	3803	3803	3803	OPPONENTS	68	
Total Rushes	545	447	Att./Completions	403/222	539/321	539/321	539/321	Punt Returns	No.	
NET YARDS PASSING	2621	3602	Completion Pct.	55.1	59.6	59.6	59.6	Verdin	22	
Avg. Per Game	163.8	225.1	Had Intercepted	22	15	15	15	Brooks	3	
Tackled/Yards Lost	34/244	30/201	PUNTS/AVERAGE	64/43.5	68/39.4	68/39.4	68/39.4	Prior	1	
Gross Yards	2865	3803	NET PUNTING AVG.	34.5	33.6	33.6	33.6	COLTS	26	
Att./Completions	403/222	539/321	PENALTIES/YARDS	89/657	118/965	118/965	118/965	OPPONENTS	37	
Completion Pct.	55.1	59.6	FUMBLES/BALL LOST	20/8	32/20	32/20	32/20	Kickoff Returns	No.	
Had Intercepted	22	15	TOUCHDOWNS	40	38	38	38	Bentley	39	
PUNTS/AVERAGE	64/43.5	68/39.4	Rushing	23	14	14	14	Verdin	7	
NET PUNTING AVG.	34.5	33.6	Passing	15	21	21	21	Banks	4	
PENALTIES/YARDS	89/657	118/965	Defense/Kicking	1/1	1/2	1/2	1/2	Beach	1	
FUMBLES/BALL LOST	20/8	32/20	Score By Periods	1	2	3	4	OT	Total	
TOUCHDOWNS	40	38	COLTS	77	135	61	81	0	354	
Rushing	23	14	OPPONENTS	55	88	48	121	3	315	
Passing	15	21	Scoring	TDR	TDP	TDR	PAT	FG	S	TP
Defense/Kicking	1/1	1/2	Biasucci			39-40	25-32	114		

Score By Periods	1	2	3	4	OT	Total
COLTS	77	135	61	81	0	354
OPPONENTS	55	88	48	121	3	315

Scoring	TDR	TDP	TDR	PAT	FG	S	TP
Biasucci			39-40	25-32	114		
Dickerson	14	1			90		
Verdin	4	1			30		
Bouza	4				24		
Bentley	2	1			18		
Brooks		3			18		
Chandler	3				18		
Boyer		2			12		
Turner	2				12		
Daniel			1		6		
Hogeboom	1				6		
Wonsley	1				6		

COLTS	23	15	2	39-40	25-32	354
OPPONENTS	14	21	3	36-38	17-25	315

FGS	1-19	20-29	30-39	40-49	50+	Tot.
Biasucci	0- 0	8- 8	5- 6	6-10	6-8	25-32
COLTS	0- 0	8- 8	5- 6	6-10	6-8	25-32
OPP.	1- 1	7- 9	4- 6	5- 7	0-2	17-25

Biasucci: (57) (38,53) (30) (50,34,41,51,51,25)
(20) (31,49,40,22) () (20,44,51) (31,39,27)
(48,51) (20,25) (44,42) (28) (47) (45) (52,48)
OPP.: (47,26,35) (40,37) (21,29,40) () (31)
(52,45,19) (39) () (27) (51) (22,20)
(25,26,30,49) (43,27) () (35,46) ()

Passing	Att.	Comp.	Yds.	Pct.	Avg./Att.	TD	TD%	Int.	Int. %	LG	Sacked	Rating
Chandler	233	129	1619	55.4	6.95	8	3.4	12	5.2	54	18/128	67.2
Hogeboom	131	76	996	58.0	7.60	7	5.3	7	5.3	58	12/ 88	77.7
Trudeau	34	14	158	41.2	4.65	0	0.0	3	8.8	48	2/ 13	19.0
Turner	4	3	92	75.0	23.00	0	0.0	0	0.0	37	2/ 15	116.7
Bentley	1	0	0	0.0	0.00	0	0.0	0	0.0	0	0/ 0	39.6
COLTS	403	222	2865	55.1	7.11	15	3.7	22	5.5	58	34/244	67.3
OPPONENTS	539	321	3803	59.6	7.06	21	3.9	15	2.8	58	30/201	82.5

Receiving	No.	Yds.	Avg.	LG	TD
Brooks	54	867	16.1	53t	3
Dickerson	36	377	10.5	50t	1
Boyer	27	256	9.5	24t	2
Bentley	26	252	9.7	21	1
Beach	26	235	9.0	23	0
Bouza	25	342	13.7	28	4
Verdin	20	437	21.9	54	4
Bellini	5	64	12.8	25	0
Baldinger	1	37	37.0	37	0
Hinton	1	1	1.0	1	0
Donaldson	1	-3	-3.0	-3	0
COLTS	222	2865	12.9	58	15
OPPONENTS	321	3803	11.8	58	21

Interceptions	No.	Yds.	Avg.	LG	TD
Tullis	4	36	9.0	20	0
Prior	3	46	15.3	23	0
Bickett	3	7	2.3	7	0
Goode	2	53	26.5	35	0
Daniel	2	44	22.0	41t	1
Krauss	1	3	3.0	3	0
COLTS	15	189	12.6	41t	1
OPPONENTS	22	291	13.2	44t	1

Punting	No.	Yds.	Avg.	TB	In20	LG	Bik.
Stark	64	2784	43.5	8	15	65	0
COLTS	64	2784	43.5	8	15	65	0
OPPONENTS	68	2677	39.4	7	25	74	0

Punt Returns	No.	FC	Yds.	Avg.	LG	TD
Verdin	22	7	239	10.9	73t	1
Brooks	3	0	15	5.0	8	0
Prior	1	5	0	0.0	0	0
COLTS	26	12	254	9.8	73t	1
OPPONENTS	37	3	418	11.3	59t	1

Kickoff Returns	No.	Yds.	Avg.	LG	TD
Bentley	39	775	19.9	40	0
Verdin	7	145	20.7	32	0
Banks	4	56	14.0	20	0
Beach	1	35	35.0	35	0
Wright	1	22	22.0	22	0
COLTS	52	1033	19.9	40	0
OPPONENTS	67	1480	22.1	95t	1

USUAL STARTERS

PRO BOWLERS IN BOLDFACE

OFFENSE	DEFENSE
WR Bill Brooks	LDE Donnell Thompson
LT Chris Hinton	NT Joe Klecko
LG Randy Dixon	RDE Jon Hand
C Ray Donaldson	LOLB O'Brien Alston
RG Ben Utt	LILB Fredd Young
RT Joel Patten	RILB Barry Kruss
TE Pat Beach	ROLB Duane Bickett
WR Clarence Verdin	LCB Willie Tullis,
QB Chris Chandler	Chris Goode
RB Eric Dickerson	RCB Eugene Daniel
H-B Mark Boyer	SS Freddie Robinson
	FS Mike Prior

1989 COLTS STATISTICS

Record: 8-8 Coach: Ron Meyer
 Second - AFC Eastern Division

Home: 6-2 Div: 4-4
 Away: 2-6 Conf: 7-5
 NConf: 1-3

*Sellout

Date	Results	Opponent	Attendance	Rushing	No.	Yds.	Avg.	LG	TD
9/10	L 24-30	SAN FRANCISCO	*60,111	Dickerson	314	1311	4.2	211	7
9/17	L 17-31	@ L.A. Rams	63,995	Bentley	75	299	4.0	22	1
9/24	W 13-9	ATLANTA	57,816	Trudeau	35	91	2.6	17	2
10/1	W 17-10	@ N.Y. Jets	65,542	Chandler	7	57	8.1	23	1
10/8	W 37-14	BUFFALO	*58,890	Hunter	13	47	3.6	11	0
10/15	L 3-14	@ Denver	74,680	Verdin	4	39	9.8	26	0
10/22	W 23-12	@ Cincinnati	57,642	Rison	3	18	6.0	18	0
10/29	L 20-23	NEW ENGLAND	OT*59,356	Ramsey	4	5	1.3	3	0
11/5	L 13-19	@ Miami	52,680	Brooks	2	-3	-1.5	0	0
11/12	L 7-30	@ Buffalo	79,256	Stark	1	-11	-11.0	-11	0
11/19	W 27-10	N.Y. JETS	*58,236	COLTS	458	1853	4.0	26	11
11/26	W 10-6	SAN DIEGO	*58,822	OPPONENTS	507	2077	4.1	27	10
12/3	L 16-22	@ New England	32,234	Receiving	No.	Yds.	Avg.	LG	TD
12/10	W 23-17	CLEVELAND	OT*58,550	Brooks	63	919	14.6	55t	4
12/17	W 42-13	MIAMI	*55,665	Rison	52	820	15.8	61	4
12/24	L 6-41	@ New Orleans	49,009	Bentley	52	525	10.1	61	3

Team Statistics	Colts	Opp
TOTAL FIRST DOWNS	273	336
Rushing	118	126
Passing	140	192
Penalty	15	18
3rd Dwn. M/A/Pct.	72/211/34.1	95/220/43.2
4th Dwn. M/A/Pct.	7/16/43.8	4/10/40.0
TOTAL NET YARDS	4813	5611
Avg. Per Game	300.8	350.7
Total Plays	979	1109
Avg. Per Play	4.9	5.1
NET YARDS RUSHING	1853	2077
Avg. Per Game	115.8	129.8
Total Rushes	458	507
NET YARDS PASSING	2960	3534
Avg. Per Game	185.0	220.9
Tackled/Yards Lost	28/174	46/384
Gross Yards	3134	3918
Att./Completions	493/253	556/322
Completion Pct.	51.3	57.9
Had Intercepted	17	21
PUNTS/AVERAGE	80/42.4	65/41.6
NET PUNTING AVG.	32.9	34.5
PENALTIES/YARDS	89/704	103/772
FUMBLES/BALL LOST	33/10	34/15
TOUCHDOWNS	34	29
Rushing	11	10
Passing	18	15
Defense/Kicking	2/3	2/2
TIME OF POSSESSION	27:15	32:45

Interceptions	No.	Yds.	Avg.	LG	TD
Taylor	7	225	32.1	80t	1
Prior	6	88	14.7	58t	1
Banks	2	13	6.5	11	0
Young	2	2	1.0	6	0
Daniel	1	34	34.0	34	0
Plummer	1	18	18.0	18	0
Bickett	1	6	6.0	6	0
Ball	1	5	5.0	5	0
COLTS	21	391	18.6	80t	2
OPPONENTS	17	345	20.3	92t	2

Punting	No.	Yds.	Avg.	TB	In20	LG	Blk.
Stark	79	3392	42.9	10	14	64	1
COLTS	80	3392	42.4	10	14	64	1
OPPONENTS	65	2702	41.6	7	19	58	2

Punt Returns	No.	FC	Yds.	Avg.	LG	TD
Verdin	23	5	296	12.9	49t	1
Rison	2	2	20	10.0	12	0
Washington	1	0	6	6.0	6	0
Prior	0	3	0	0.0	0	0
COLTS	26	10	322	12.4	49t	1
OPPONENTS	51	7	558	10.9	70t	1

Score By Periods	1	2	3	4	OT	Total
COLTS	53	66	53	120	6	298
OPPONENTS	67	82	58	91	3	301

Kickoff Returns	No.	Yds.	Avg.	LG	TD
Verdin	19	371	19.5	29	0
Bentley	17	328	19.3	29	0
Pruitt	12	257	21.4	49	0
Rison	8	150	18.8	30	0
Hunter	4	58	14.5	19	0
COLTS	60	1164	19.4	49	0
OPPONENTS	63	1208	19.2	48	0

SACKS: Colts 46.0; Opponents 28.0; Hand 10-85; Johnson 8.5-72.5; Bickett 8-66; Thompson 7-68; Young 2-18; Herrod 2-14; McDonald 2-13; Larson 1-15; TEAM 1-14; Armstrong 1-8; Banks 1-4; Plummer 1-4; Alston 1-1; Clancy 5-1.5

USUAL STARTERS PRO BOWLERS IN BOLDFACE

OFFENSE	DEFENSE
WR Bill Brooks	LDE Donnell Thompson
LT Chris Hinton	NT Harvey Armstrong
LG Randy Dixon	RDE Jon Hand
C Ray Donaldson	LOLB Chip Banks
RG Ben Utt	LILB Jeff Herrod
RT Kevin Call	RILB Fred Young
TE Pat Beach	ROLB Duane Bickett
WR Andre Rison	LCB Chris Goode
QB Jack Trudeau	John Baylor
RB Eric Dickerson	RCB Eugene Daniel
RB Albert Bentley	SS Michael Ball
	FS Mike Prior

Passing	Att.	Comp.	Yds.	Pct.	Avg./Att.	TD	TD%	Int.	Int. %	LG	Sacked	Rating
Trudeau	362	190	2317	52.5	6.40	15	4.1	13	3.6	71	20/125	71.3
Chandler	80	39	537	48.8	6.71	2	2.5	3	3.8	82t	3/17	63.4
Ramsey	50	24	280	48.0	5.60	1	2.0	1	2.0	47	4/26	63.8
Bentley	1	0	0	0.0	0.00	0	0.0	0	0.0	0	0/0	39.6
Dickerson	0	0	0	0.0	0.00	0	0.0	0	0.0	0	1/6	0.0
COLTS	493	253	3134	51.3	6.36	18	3.7	17	3.4	82t	28/174	69.1
OPPONENTS	556	322	3918	57.9	7.05	15	2.7	21	3.8	58t	46/384	73.0

1990 COLTS STATISTICS

Record: 7-9 Coach: Ron Meyer
Third - AFC Eastern Division

Home: 3-5 Div: 3-5
Away: 4-4 Conf: 5-7
NConf: 2-2

***Sellout**

Date	Results	Opponent	Attendance	Rushing	No.	Yds.	Avg.	LG	TD
9/ 9	L 10-26	@ Buffalo	78,899	Dickerson	166	677	4.1	43	4
9/16	L 14-16	NEW ENGLAND	49,256	Bentley	137	556	4.1	26t	4
9/23	L 10-24	@ Houston	50,093	Trudeau	10	28	2.8	9	0
9/30	W 24-23	@ Philadelphia	62,067	Clark	7	10	1.4	11	0
10/ 7	W 23-19	KANSAS CITY	54,950	Hester	4	9	2.3	10	0
10/21	L 17-27	DENVER	*59,850	George	11	2	0.2	6	1
10/28	L 7-27	MIAMI	*59,213	COLTS	335	1282	3.8	43	9
11/ 5	L 7-24	N.Y. GIANTS	*58,688	OPPONENTS	513	2212	4.3	32	12
11/11	W 13-10	@ New England	28,924	Receiving	No.	Yds.	Avg.	LG	TD
11/18	W 17-14	N.Y. JETS	47,283	Bentley	71	664	9.4	73	2
11/25	W 34-20	@ Cincinnati	60,051	Brooks	62	823	13.3	75	5
12/ 2	L 17-20	@ Phoenix	31,885	Hester	54	924	17.1	64t	6
12/ 9	L 7-31	BUFFALO	53,268	Morgan	23	364	15.8	42t	5
12/16	W 29-21	@ N.Y. Jets	41,423	Dickerson	18	92	5.1	17	0
12/22	W 35-28	WASHINGTON	58,173	Verdin	14	178	12.7	45	1
12/30	L 17-23	@ Miami	59,547	Beach	12	124	10.3	21	1

Team Statistics		Colts	Opp
TOTAL FIRST DOWNS		245	320
Rushing		81	130
Passing		142	176
Penalty		22	14
3rd Dwn. M/A/Pct.	56/185/30.3	87/204/42.6	
4th Dwn. M/A/Pct.	11/18/61.1	7/14/50.0	

TOTAL NET YARDS		Colts	Opp
Avg. Per Game		259.7	350.9
Total Plays		874	1034
Avg. Per Play		4.8	5.4
NET YARDS RUSHING		1282	2212
Avg. Per Game		80.1	138.3
Total Rushes		335	513
NET YARDS PASSING		2873	3402
Avg. Per Game		179.6	212.6

PUNTING/AVERAGE		Colts	Opp
NET PUNTING AVG.		37.4	34.4
PENALTIES/YARDS		79/590	104/781
FUMBLES/BALL LOST		23/10	25/15
TOUCHDOWNS		33	36
Rushing		9	12
Passing		22	20
Defense/Kicking		2/0	4/0
TIME OF POSSESSION		26:27	33:33

Score By Periods	1	2	3	4	Total
COLTS	47	68	85	81	281
OPPONENTS	87	128	43	95	353

Scoring	TDR	TDP	TDRt	PAT	FG	S	TP
Biasucci			32-33		17-24		83
Bentley	4	2					36
Hester		6					36
Brooks		5					30
Morgan		5					30
Dickerson	4						24
Johnson		2					12
Beach		1					6
George	1						6
COLTS	9	22	2	32-33	17-24		281
OPPONENTS	12	20	4	35-36	32-43		335

FGS	1-19	20-29	30-39	40-49	50+	Tot.
Biasucci	1-	1	5-	6	7-	8
COLTS	1-	1	5-	6	7-	8
OPP.	0-	0	11-	11	13-	17
Biasucci	(24,29)	()	(33)	(41)	(38,21,42,18)	
(32,43)	()	(54,38)	(52,38)	(51,22,26)	(49,52)	
()	(35,20,37)	()	(39,55)			
OPP.	(29,44,31,37,43,47)	(49,39,27,25)				
(36,30)	(22,49,44,31)	(37,39,32,44,35)				
(39,32,42)	(34,53)	(23,50)	(29)	(32,21,29,40)		
()	(32,39)	(25)	(40)	(50,53,56,29,27)	(36)	

Passing	Att.	Comp.	Yds.	Pct.	Avg./Att.	TD	TD%	Int.	Int.%	LG	Sacked	Rating
George	334	181	2152	54.2	6.44	16	4.8	13	3.9	75	37/320	73.8
Trudeau	144	84	1078	58.3	7.49	6	4.2	6	4.2	73	14/104	78.4
Ferguson	8	2	21	25.0	2.63	0	0.0	2	25.0	13	0/ 0	0.0
Herrmann	1	1	6	100.0	6.00	0	0.0	0	0.0	6	0/ 0	91.7
Stark	1	1	40	100.0	40.00	0	0.0	0	0.0	40	0/ 0	118.8
COLTS	488	269	3297	55.1	6.76	22	4.5	21	4.3	75	51/424	73.3
OPPONENTS	492	301	3605	61.2	7.33	20	4.1	9	1.8	66	29/203	89.5

Receiving		No.	Yds.	Avg.	LG	TD
Bentley	71	664	9.4	73	2	
Brooks	62	823	13.3	75	5	
Hester	54	924	17.1	64t	6	
Morgan	23	364	15.8	42t	5	
Dickerson	18	92	5.1	17	0	
Verdin	14	178	12.7	45	1	
Beach	12	124	10.3	21	1	
Johnson	5	32	6.4	15t	2	
Clark	5	23	4.6	11	0	
Simmons	4	33	8.3	12	0	
Prior	1	40	40.0	40	0	
COLTS	269	3297	12.3	75	22	
OPPONENTS	301	3605	12.0	66	20	

Interceptions		No.	Yds.	Avg.	LG	TD
Prior	3	66	22.0	36	0	
Taylor	2	51	25.5	40	0	
Grant	1	25	25.0	25t	1	
Herrod	1	12	12.0	12	0	
Goode	1	10	10.0	10	0	
Bickett	1	9	9.0	9	0	
COLTS	9	173	19.2	40	1	
OPPONENTS	21	221	10.5	35t	1	

Punting		No.	Yds.	Avg.	TB	In20	LG	Blk.
Stark	71	3084	43.4	3	24	61	1	
COLTS	72	3084	43.4	3	24	61	1	
OPPONENTS	58	2435	42.0	2	13	68	0	

Punt Returns		No.	FC	Yds.	Avg.	LG	TD
Verdin	31	3	396	12.8	36	0	
Grant	2	0	6	3.0	6	0	
Prior	2	6	0	0.0	0	0	
Daniel	1	0	0	0.0	0	0	
COLTS	36	9	402	11.2	36	0	
OPPONENTS	42	15	334	8.0	32	0	

Kickoff Returns		No.	Yds.	Avg.	LG	TD
Simmons	19	348	18.3	34	0	
Verdin	18	350	19.4	44	0	
Grant	15	280	18.7	29	0	
Bentley	11	211	19.2	36	0	
Ball	1	0	0.0	0	0	
Jarvis	1	0	0.0	0	0	
COLTS	65	1189	18.3	44	0	
OPPONENTS	49	961	19.6	38	0	

SACKS: Colts 29.0; Opponents 51.0; Clancy 7.5-57; Herrod 4.5-35.5; Banks 4.5-25.5; Hand 3.5-27.5; Bickett 3.5-15; Faulkner 2-17; Siragusa 2-12; Thompson 1.5-13.5

USUAL STARTERS

PRO BOWLERS IN BOLDFACE

OFFENSE	DEFENSE
WR Bill Brooks	LDE Donnell Thompson
LT Zeffross Moss	NT Harvey Armstrong
LG Randy Dixon	RDE Jon Hand
C Ray Donaldson	LOLB Chip Banks
RG Brian Baldinger	LILB Jeff Herrod
Pat Tomberlin	RILB Fredd Young
RT Kevin Call	ROLB Duane Bickett
Brian Baldinger	LCB Chris Goode
TE Pat Beach	RCB Eugene Daniel
WR Jessie Hester	SS Keith Taylor
QB Jeff George	FS Mike Prior
RB Eric Dickerson	P Rohn Stark
RB Albert Bentley	KR Clarence Verdin

1991 COLTS STATISTICS

Record: 1-15 Coach: Ron Meyer (5),
Rick Venturi (11)

Home: 0-8 Div: 1-7
Away: 1-7 Conf: 1-11
NConf: 0-4

Fifth - AFC Eastern Division

***Sellout**

Date	Results	Opponent	Attendance
9/ 1	L 7-16	NEW ENGLAND	49,961
9/ 8	L 6-17	@ Miami	51,155
9/15	L 0-16	@ L.A. Raiders	40,287
9/22	L 24-33	DETROIT	53,396
9/29	L 3-31	@ Seattle	56,656
10/ 6	L 3-21	PITTSBURGH	55,383
10/13	L 6-42	@ Buffalo	79,015
10/20	L 6-17	N.Y. JETS	53,025
11/ 3	L 6-10	MIAMI	55,899
11/10	W 28-27	@ N.Y. Jets	44,792
11/17	L 17-31	CHICAGO	*60,519
11/24	L 10-14	Green Bay at Milw.	42,132
12/ 1	L 0-31	CLEVELAND	*57,539
12/ 8	L 17-23	@ New England OT	20,131
12/15	L 7-35	BUFFALO	48,286
12/22	L 3-17	@ Tampa Bay	28,043

Team Statistics	Colts	Opp
TOTAL FIRST DOWNS	236	305
Rushing	55	140
Passing	163	152
Penalty	18	13
3rd Dwn. M/A/Pct.	65/208/31.3	98/199/49.2
4th Dwn. M/A/Pct.	10/25/40.0	7/11/63.6
TOTAL NET YARDS	3748	5127
Avg. Per Game	234.3	320.4
Total Plays	923	961
Avg. Per Play	4.1	5.3
NET YARDS RUSHING	1169	2327
Avg. Per Game	73.1	145.4
Total Rushes	354	544
NET YARDS PASSING	2579	2800
Avg. Per Game	161.2	175.0
Tackled/Yards Lost	57/487	29/202
Gross Yards	3066	3002
Att./Completions	512/305	388/240
Completion Pct.	59.6	61.9
Had Intercepted	16	15
PUNTS/AVERAGE	82/42.6	59/41.4
NET PUNTING AVG.	34.8	36.2
PENALTIES/YARDS	85/689	88/645
FUMBLES/BALL LOST	32/15	21/13
TOUCHDOWNS	14	47
Rushing	3	23
Passing	10	22
Defense/Kicking	0/1	1/1
TIME OF POSSESSION	28:05	31:55

Score By Periods	1	2	3	4	OT	Total
COLTS	24	54	27	38	0	143
OPPONENTS	96	106	88	85	6	381

Scoring	TDR	TDP	TDRt	PAT	FG	S	TP
Biasucci			14-14	15-26	59		
Hester	5				30		
Brooks	4				24		
Dickerson	2	1			18		
Manoa	1				6		
Verdin			1		6		
COLTS	3	10	1	14-14	15-26	143	
OPPONENTS	23	22	2	46-46	17-23	1381	

FGS	1-19	20-29	30-39	40-49	50+	Tot.
Biasucci	1-1	5-5	3-4	5-13	1-3	15-26
COLTS	1-1	5-5	3-4	5-13	1-3	15-26
OPP.	2-2	5-7	6-7	4-7	0-0	17-23

Biasucci: (44,52,42,48) (48,21) (37,47) (20) (54) (19,54) (26,29) (42,34,49) (45,47,25) () (47) (35,40) () (43,40) () (39)
 OPP.: (35,39,36) (48) (33,41,33) (48,19) (41) () () (19) (35,45,37) (22,44,22,25) (21) () (41,25) (24) () (28)

Rushing	No.	Yds.	Avg.	LG	TD
Dickerson	167	536	3.2	28	2
Clark	114	366	3.2	25	0
Manoa	27	144	5.3	44	1
Johnson	22	94	4.3	15	0
George	16	36	2.3	13	0
Perkins	4	11	2.8	4	0
Verdin	1	4	4.0	4	0

Passing	Att.	Comp.	Yds.	Pct.	Avg./Att.	TD	TD%	Int.	Int. %	LG	Sacked	Rating
George	485	292	2910	60.2	6.00	10	2.1	12	2.5	49t	56/481	73.8
Herrmann	19	11	137	57.9	7.21	0	0.0	3	15.8	26	0/ 0	40.8
Trudeau	7	2	19	28.6	2.71	0	0.0	1	14.3	11	1/ 6	0.0
Hilger	1	0	0	0.0	0.00	0	0.0	0	0.0	0	0/ 0	39.6
COLTS	512	305	3066	59.6	5.99	10	2.0	16	3.1	49t	57/487	70.2
OPPONENTS	388	240	3002	61.9	7.74	22	5.7	15	3.9	84t	29/202	88.7

Rushing	No.	Yds.	Avg.	LG	TD
Herrmann	1	-1	-1.0	-1	0
Huffman	1	-8	-8.0	-8	0
Stark	1	-13	-13.0	-13	0
COLTS	354	1169	3.3	44	3
OPPONENTS	544	2327	4.3	78t	23

Receiving	No.	Yds.	Avg.	LG	TD
Brooks	72	888	12.3	46	4
Hester	60	753	12.6	49t	5
Johnson	42	344	8.2	24	0
Dickerson	41	269	6.6	26	1
Clark	33	245	7.4	23	0
Verdin	21	214	10.2	28	0
Mrosko	8	90	11.3	20	0
Bentley	7	42	6.0	11	0
Martin	5	79	15.8	25	0
Beach	5	56	11.2	27	0
Huffman	3	14	4.7	7	0
Perkins	3	-2	-0.7	3	0
Manoa	2	5	2.5	5	0
Thornton	1	38	38.0	38	0
Cash	1	18	18.0	18	0
Coley	1	13	13.0	13	0
COLTS	305	3066	10.1	49t	10
OPPONENTS	240	3002	12.5	84t	22

Interceptions	No.	Yds.	Avg.	LG	TD
Baylor	4	50	12.5	32	0
Prior	3	50	16.7	37	0
Daniel	3	22	7.3	12	0
Goode	2	27	13.5	27	0
Radecic	1	26	26.0	26	0
Herrod	1	25	25.0	25	0
Holloway	1	4	4.0	4	0
Taylor	0	-2	0.0	-2	0
COLTS	15	202	13.5	37	0
OPPONENTS	16	184	11.5	58	1

Punting	No.	Yds.	Avg.	TB	In20	LG	Bik.
Stark	82	3492	42.6	6	14	65	0
COLTS	82	3492	42.6	6	14	65	0
OPPONENTS	59	2444	41.4	7	15	63	0

Punt Returns	No.	FC	Yds.	Avg.	LG	TD
Verdin	25	10	165	6.5	22	0
Grant	2	2	6	3.0	6	0
Prior	0	2	0	0.0	0	0
COLTS	27	14	171	6.3	22	0
OPPONENTS	47	14	516	11.0	59t	1

Kickoff Returns	No.	Yds.	Avg.	LG	TD
Verdin	36	689	19.1	88t	1
Martin	12	305	25.4	38	0
Grant	3	20	6.7	10	0
McCloughan	2	35	17.5	19	0
McDonald	1	3	3.0	3	0
Mrosko	1	9	9.0	9	0
COLTS	55	1061	19.3	88t	1
OPPONENTS	33	573	17.4	50	0

SACKS: Colts 29.0; Opponents 57.0; Thompson 5-40; Hand 5-38; Bickett 5-30; Herrod 2.5-22.5; Clancy 2.5-17.5; Goode 2-13; Siragusa 2-12; anks 1-11; Curry 1-7; Holloway 1-7; Ball 1-2; Baylor 1-2

USUAL STARTERS

OFFENSE	DEFENSE
WR Bill Brooks	LDE Donnell Thompson
LT Zefross Moss	NT Travis Davis,
LG Randy Dixon	Tony Siragusa
C Brian Baldinger	RDE Jon Hand
RG William Schultz	LOLB Chip Banks
RT Kevin Call	LILB Scott Radecic
TE Pat Beach	RILB Jeff Herrod
WR Jessie Hester	ROLB Duane Bickett
QB Jeff George	LCB Chris Goode
RB Eric Dickerson	RCB Eugene Daniel
RB Ken Clark,	SS Michael Ball
Anthony Johnson	FS Keith Taylor

1992 COLTS STATISTICS

Record: 9-7 Coach: Ted Marchibroda
Third - AFC Eastern Division

Home: 4-4 Div: 5-3
Away: 5-3 Conf: 7-7
NConf: 2-0

*Sellout

Date	Results	Opponent	Attendance	Rushing	No.	Yds.	Avg.	LG	TD	
9/ 6	W 14- 3	CLEVELAND	50,766	Culver	121	321	2.7	36t	7	
9/13	L 10-20	HOUSTON	44,851	Clark	40	134	3.4	13	0	
9/20	L 0-38	@ Buffalo	77,781	George	14	26	1.9	13	1	
10/ 4	W 24-14	@ Tampa Bay	56,585	Brooks	2	14	7.0	8	0	
10/11	W 6- 3	N.Y. JETS	OT 48,393	Carthon	4	9	2.3	5	0	
10/18	L 14-34	SAN DIEGO	48,552	Trudeau	13	6	0.5	5	0	
10/25	W 31-20	@ Miami	61,117	Tupa	3	9	3.0	10	0	
11/ 1	L 0-26	@ San Diego	40,324	Herrmann	3	-2	-0.7	0	0	
11/ 8	L 0-28	MIAMI	*59,892	Langhorne	1	-7	-7.0	-7	0	
11/15	L 34-37	NEW ENGLAND	OT 42,631	COLTS	379	1102	2.9	36t	8	
11/22	L 14-30	@ Pittsburgh	51,101	OPPONENTS	495	2174	4.4	35t	16	
11/29	W 16-13	BUFFALO	OT 50,221	Receiving		No.	Yds.	Avg.	LG	TD
12/ 6	W 6- 0	@ New England	19,429	Langhorne	65	811	12.5	34	1	
12/13	W 10- 6	@ N.Y. Jets	33,684	Hester	52	792	15.2	81	1	
12/20	W 16-13	PHOENIX	46,763	Johnson	49	517	10.6	57t	3	
12/27	W 21-17	@ Cincinnati	47,837	Brooks	44	468	10.6	26	1	
				Cash	43	521	12.1	41	3	
				Culver	26	210	8.1	27	2	
				Arbuckle	13	152	11.7	23t	1	
				Clark	5	46	9.2	17	0	
				Verdin	3	37	12.3	21	0	
				Carthon	3	10	3.3	6	0	
				Prior	1	17	17.0	17	0	
				Schultz	1	3	3.0	3t	1	
				COLTS	305	3584	11.8	81	13	
				OPPONENTS	260	3236	12.4	69t	14	

Team Statistics		Colts	Opp
TOTAL FIRST DOWNS		267	314
Rushing		70	129
Passing		174	164
Penalty		23	21
3rd Dwn. M/A/Pct.		75/210/35.7	70/197/35.5
4th Dwn. M/A/Pct.		5/8/62.5	6/15/40.0
TOTAL NET YARDS		4368	5074
Avg. Per Game		273.0	317.1
Total Plays		969	1004
Avg. Per Play		4.5	5.1
NET YARDS RUSHING		1102	2174
Avg. Per Game		68.9	135.9
Total Rushes		379	495
NET YARDS PASSING		3266	2900
Avg. Per Game		204.1	181.3
Tackled/Yards Lost		44/318	39/336
Gross Yards		3584	3236
Att./Completions		546/305	470/260
Completion Pct.		55.9	55.3
Had Intercepted		26	20
PUNTS/AVERAGE		83/44.8	71/42.5
NET PUNTING AVG.		39.3	37.3
PENALTIES/YARDS		122/958	101/836
FUMBLES/BALL LOST		24/11	28/15
TOUCHDOWNS		24	34
Rushing		8	16
Passing		13	14
Defense/Kicking		1/2	4/0
TIME OF POSSESSION		28:17	31:43

Interceptions		No.	Yds.	Avg.	LG	TD
Prior		6	44	7.3	19	0
Belser		3	27	9.0	21	0
Goode		2	93	46.5	47	0
Stargell		2	26	13.0	15	0
Ertman		1	90	90.0	90t	1
Bickett		1	14	14.0	14	0
Herrod		1	4	4.0	4	0
Banks		1	3	3.0	3	0
Baylor		1	1	1.0	1	0
Daniel		1	0	0.0	0	0
Radevic		1	0	0.0	0	0
COLTS		20	302	15.1	90t	1
OPPONENTS		26	461	17.7	82t	4

Punting		No.	Yds.	Avg.	TB	In20	LG	Blk.
Stark		83	3716	44.8	7	22	64	0
COLTS		83	3716	44.8	7	22	64	0
OPPONENTS		71	3021	42.5	5	24	61	0

Punt Returns		No.	FC	Yds.	Avg.	LG	TD
Verdin		24	12	268	11.2	84t	2
Prior		1	12	7	7.0	7	0
COLTS		25	24	275	11.0	84t	2
OPPONENTS		45	18	313	7.0	24	0

Kickoff Returns		No.	Yds.	Avg.	LG	TD
Verdin		39	815	20.9	42	0
Ambrose		8	126	15.8	26	0
Clark		3	54	18.0	20	0
Vanderbeek		1	6	6.0	6	0
COLTS		51	1001	19.6	42	0
OPPONENTS		36	630	17.5	34	0

SACKS: Colts 39.0; Opponents 44.0; Banks 9-53; Bickett 6.5-47.5; Clancy 4.5-55.5; Baylor 3-53; Ertman 3-29; Siragusa 3-24; Coryatt 2-21; Herrod 2-21; Daniel 2-6; McCoy 1-10; Walker 1-9; Hand 1-5; McClendon 1-2

USUAL STARTERS

PRO BOWLERS IN BOLDFACE

OFFENSE			DEFENSE		
WR Reggie Langhorne	LDE Steve Ertman				
LT Zefross Moss	NT Tony Siragusa				
LG Randy Dixon	RDE Jon Hand				
C Ray Donaldson	LOLB Chip Banks				
RG Ron Solt	LILB Scott Radevic,				
RT Kevin Call	Quentin Coryatt				
TE Kerry Cash	RILB Jeff Herrod				
WR Jessie Hester	ROLB Duane Bickett				
QB Jeff George	LCB Chris Goode				
RB Anthony Johnson	RCB Eugene Daniel				
WR Bill Brooks	SS John Baylor				
	FS Mike Prior				
	P Rohn Stark				
	KR Clarence Verdin				

Passing	Att.	Comp.	Yds.	Pct.	Avg./Att.	TD	TD%	Int.	Int. %	LG	Sacked	Rating
George	306	167	1963	54.6	6.42	7	2.3	15	4.9	57t	27/188	61.5
Trudeau	181	105	1271	58.0	7.02	4	2.2	8	4.4	81	11/ 85	68.6
Tupa	33	17	156	51.5	4.73	1	3.0	2	6.1	19	5/ 40	49.6
Herrmann	24	15	177	62.5	7.38	1	4.2	1	4.2	27	1/ 5	81.4
Stark	1	1	17	100.0	17.00	0	0.0	0	0.0	17	0/ 0	118.8
Johnson	1	0	0	0.0	0.00	0	0.0	0	0.0	0	0/ 0	39.6
COLTS	546	305	3584	55.9	6.56	13	2.4	26	4.8	81	44/318	64.1
OPPONENTS	470	260	3236	55.3	6.89	14	3.0	20	4.3	69t	39/336	69.1

1993 COLTS STATISTICS

Record: 4-12 Coach: Ted Marchbroda
Fifth - AFC Eastern Division

Home: 2-6 Div: 2-6
Away: 2-6 Conf: 4-8
NConf: 0-4

*Sellout

Date	Results	Opponent	Attendance	Rushing	No.	Yds.	Avg.	LG	TD
9/ 5	L 20-24	MIAMI	51,858	Potts	179	711	4.0	34	0
9/12	W 9- 6	@ Cincinnati	50,299	Johnson	95	331	3.5	14	1
9/26	W 23-10	CLEVELAND	*59,654	Culver	65	150	2.3	9	3
10/ 3	L 13-35	@ Denver	74,958	George	13	39	3.0	14	0
10/10	L 3-27	DALLAS	*60,453	Verdin	3	33	11.0	29	0
10/24	L 27-41	@ Miami	57,301	Stark	1	11	11.0	11	0
10/31	W 9- 6	NEW ENGLAND	46,522	Toner	2	6	3.0	6	0
11/ 7	L 24-30	@ Washington	50,523	Majkowski	2	4	2.0	4	0
11/14	L 17-31	N.Y. JETS	47,351	Trudeau	5	3	0.6	2	0
11/21	L 9-23	@ Buffalo	79,101	COLTS	365	1288	3.5	34	4
11/29	L 0-31	SAN DIEGO	54,110	OPPONENTS	575	2521	4.4	57	20
12/ 5	W 9- 6	@ N.Y. Jets	45,799	Receiving	No.	Yds.	Avg.	LG	TD
12/12	L 6-20	@ N.Y. Giants	70,411	Langhorne	85	1038	12.2	72t	3
12/19	L 10-20	PHILADELPHIA	44,952	Hester	64	835	13.0	58	1
12/26	L 0-38	@ New England	26,571	Johnson	55	443	8.1	36	0
1/ 2	L 10-30	BUFFALO	43,028	Cash	43	402	9.3	37	3

Team Statistics	Colts	Opp
TOTAL FIRST DOWNS	269	334
Rushing	71	151
Passing	180	166
Penalty	18	17
3rd Dwn. M/A/Pct.	61/209/29.2	85/206/41.3
4th Dwn. M/A/Pct.	9/22/40.9	8/12/66.7
TOTAL NET YARDS	4705	5638
Avg. Per Game	294.1	352.4
Total Plays	988	1050
Avg. Per Play	4.8	5.4

NET YARDS RUSHING	Colts	Opp
Avg. Per Game	80.5	157.6
Total Rushes	365	575
NET YARDS PASSING	3417	3117
Avg. Per Game	213.6	194.8
Tackled/Yards Lost	29/206	21/121
Gross Yards	3623	3238
Att./Completions	594/332	454/270
Completion Pct.	55.9	59.5
Had Intercepted	15	10
PUNTS/AVERAGE	83/43.3	71/40.2
NET PUNTING AVG.	35.9	36.1
PENALTIES/YARDS	94/685	87/610
FUMBLES/BALL LOST	34/20	25/11
TOUCHDOWNS	16	45
Rushing	4	20
Passing	10	22
Defense/Kicking	1/1	2/1
TIME OF POSSESSION	27:55	32:05

Score By Periods	1	2	3	4	Total
COLTS	19	60	29	81	189
OPPONENTS	96	96	98	88	378

Scoring	TDR	TDP	TDRt	PAT	FG	S	TP
Biasucci				15-16	26-31		93
Culver	3	1	1				30
Cash		3					18
Langhorne		3					18
Dawkins		1					6
Herrod			1				6
Hester		1					6
Johnson		1					6
Verdin		1					6
COLTS	4	10	2	15-16	26-31		189
OPPONENTS	20	22	3	43-45	21-30		1378

FGS 1-19 20-29 30-39 40-49 50+ Tot.
 Biasucci 1- 1 14-14 7- 8 3- 6 1-2 26-31
COLTS 1- 1 14-14 7- 8 3- 6 1-2 26-31
OPP. 2- 2 9- 9 7- 9 3- 6 0-4 21-30
 Biasucci: (48,26,33) (53,31,39,42) (27,19,26)
 (28,28) (27) (42) (27,38,37) (22) (41)
 (26,22,37) (53) (42,24,38) (21,26) (39) (22,49)
 OPP: (20) (35,23,35) (32,52) (53) (30,32)
 (23,39,37) (40,45,26) (24) (22) (55) (36)
 (52,28,19,48) (21,25) (19) (39,49,40,40)

Passing	Att.	Comp.	Yds.	Pct.	Avg./Att.	TD	TD%	Int.	Int.%	LG	Sacked	Rating
George	407	234	2526	57.5	6.21	8	2.0	6	1.5	72t	26/190	76.3
Trudeau	162	85	992	52.5	6.12	2	1.2	7	4.3	68	2/ 11	57.4
Majkowski	24	13	105	54.2	4.38	0	0.0	1	4.2	17	1/ 5	48.1
Johnson	1	0	0	0.0	0.00	0	0.0	1100.0	0	0/ 0	0	0.0
COLTS	594	332	3623	55.9	6.10	10	1.7	15	2.5	72t	29/206	69.2
OPPONENTS	454	270	3238	59.5	7.13	22	4.8	10	2.2	77	21/121	88.3

USUAL STARTERS

OFFENSE		DEFENSE	
WR Reggie Langhorne	LDE Skip McClendon	LOT Sam Clancy	RDE Tony Siragusa
LT Will Wolford	RDE Jon Hand	SLB Duane Bickett	MLB Quentin Coryatt
LG Randy Dixon	RT Zefross Moss	WLB Jeff Herrod	LCB Chris Goode
C Kirk Lowdermilk	TE Kerry Cash	RCB Eugene Daniel	SS John Baylor
RG William Schultz	WR Jessie Hester	FS Jason Belser	
RT Zefross Moss	QB Jeff George		
TE Kerry Cash	RB Anthony Johnson		
WR Jessie Hester	RB Roosevelt Potts		
QB Jeff George			
RB Anthony Johnson			
RB Roosevelt Potts			

1994 COLTS STATISTICS

Record: 8-8 Coach: Ted Marchibroda
Third - AFC Eastern Division

Home: 5-3 Div: 4-4
Away: 3-5 Conf: 8-6
NConf: 0-2

*Sellout

Date	Results	Opponent	Attendance	Rushing	No.	Yds.	Avg.	LG	TD
9/ 4	W 45-21	HOUSTON	47,372	Faulk	314	1282	4.1	52	11
9/11	L 10-24	@ Tampa Bay	36,631	Polts	77	336	4.4	52	1
9/18	L 21-31	@ Pittsburgh	54,040	Harbaugh	39	223	5.7	41	0
9/25	L 14-21	CLEVELAND	55,821	Humphrey	18	85	4.7	27	0
10/ 2	W 17-15	SEATTLE	49,876	Warren	18	80	4.4	34	0
10/ 9	L 6-16	@ N.Y. Jets	64,934	Majkowski	24	34	1.4	10	3
10/16	W 27-17	@ Buffalo	79,404	Nagle	1	12	12.0	12	0
10/23	L 27-41	WASHINGTON	*57,879	Toner	1	11	11.0	11	0
10/30	W 28-25	N.Y. JETS	44,350	Turner	3	-3	-1.0	5	0
11/ 6	L 21-22	@ Miami	71,158	COLTS	495	2060	4.2	52	15
11/20	W 17-13	@ Cincinnati	55,566	OPPONENTS	463	1646	3.6	40	8
11/27	L 10-12	NEW ENGLAND	43,839	Receiving	No.	Yds.	Avg.	LG	TD
12/ 4	W 31-19	@ Seattle	39,574	Turner	52	593	11.4	28	6
12/11	L 13-28	@ New England	57,656	Faulk	52	522	10.0	85t	1
12/18	W 10- 6	MIAMI	*58,867	Dawkins	51	742	14.5	49	5
12/24	W 10- 9	BUFFALO	38,458	Potts	26	251	9.7	30	1

Team Statistics	Colts	Opp	Receiving	No.	Yds.	Avg.	LG	TD		
TOTAL FIRST DOWNS	252	311	Turner	52	593	11.4	28	6		
Rushing	108	98	Faulk	52	522	10.0	85t	1		
Passing	126	192	Dawkins	51	742	14.5	49	5		
Penalty	18	21	Potts	26	251	9.7	30	1		
3rd Dwn. M/A/Pct.	70/198/35.4	115/251/45.8	Cash	16	190	11.9	24	1		
4th Dwn. M/A/Pct.	12/17/70.6	13/23/56.5	Jackson	8	97	12.1	22	1		
TOTAL NET YARDS	4413	5325	Warren	3	47	15.7	29	0		
Avg. Per Game	275.8	332.8	Humphrey	3	19	6.3	12	0		
Total Plays	899	1090	Bailey	2	30	15.0	23	0		
Avg. Per Play	4.9	4.9	Baker	2	15	7.5	10	0		
NET YARDS RUSHING	2060	1646	Arbuckle	1	7	7.0	7	0		
Avg. Per Game	128.8	102.9	Etheredge	1	6	6.0	6	0		
Total Rushes	495	463	COLTS	217	2519	11.6	85t	15		
NET YARDS PASSING	2353	3679	OPPONENTS	354	3897	11.0	65t	24		
Avg. Per Game	147.1	229.9	Interceptions	No.	Yds.	Avg.	LG	TD		
Tackled/Yards Lost	28/166	29/218	Buchanan	8	221	27.6	90t	3		
Gross Yards	2519	3897	Tate	3	51	17.0	30	0		
Att./Completions	376/217	598/354	Ambrose	2	50	25.0	42	0		
Completion Pct.	57.7	59.2	Daniel	2	6	3.0	6	0		
Had Intercepted	14	18	Belser	1	31	31.0	31	0		
PUNTS/AVERAGE	74/41.8	72/42.2	Humphrey	1	1	1.0	1	0		
NET PUNTING AVG.	34.1	35.6	Watts	1	0	0.0	0	0		
PENALTIES/YARDS	82/658	110/824	COLTS	18	360	20.0	90t	3		
FUMBLES/BALL LOST	30/17	21/10	OPPONENTS	14	174	12.4	39	2		
TOUCHDOWNS	37	34	Punting	No.	Yds.	Avg.	TB	in20	LG	Blk.
Rushing	15	8	Stark	73	3092	42.4	10	22	60	1
Passing	15	24	COLTS	74	3092	41.8	10	22	60	1
Defense/Kicking	5/2	2/0	OPPONENTS	72	3039	42.2	7	16	71	0
TIME OF POSSESSION	28:39	31:21	Punt Returns	No.	FC	Yds.	Avg.	LG	TD	

Score By Periods	1	2	3	4	Total	Kickoff Returns	No.	Yds.	Avg.	LG	TD
COLTS	82	86	73	66	307	Humphrey	35	783	22.4	95t	1
OPPONENTS	48	81	59	132	320	Brewer	18	358	19.9	34	0

Scoring	TDR	TDP	TDR1	PAT	FG	S	TP
Biasucci			37-37	16-24	85		
Faulk	11	1			72		
Turner		6			36		
Dawkins		5			30		
Buchanan			3		18		
Majkowski	3				18		
Potts	1	1			12		
Bennett			1		6		
Brewer			1		6		
Cash		1			6		
Coryatt			1		6		
Humphrey			1		6		
Jackson			1		6		
COLTS	15	15	7	37-37	16-24	307	
OPPONENTS	8	24	2	29-29	27-34	1320	

2-POINT: Colts 0-0; Opponent 2-5

FGS	1-19	20-29	30-39	40-49	50+	Tot.
Biasucci	1-1	5-5	3-7	5-9	2-2	16-24
COLTS	1-1	5-5	3-7	5-9	2-2	16-24
OPP.	1-1	12-12	7-10	7-10	0-1	27-34

Biasucci: (42) (26) () (46) (45) (37,44,35) (43,33) (50,28) () (32b) (35) (42,50) (21) (27,47) (40b,42,19) (38b,31,22)

OPP.: (55) (47) (46) () (42,43,45) (27,42,37) (23) (21,27) (26) (33,31,20,34) (29,46,34) (22,37,25,42) (37,31) (36) (33,19) (49,20,21,24,46)

Passing	Att.	Comp.	Yds.	Pct.	Avg./Att.	TD	TD%	Int.	Int. %	LG	Sacked	Rating
Harbaugh	202	125	1440	61.9	7.13	9	4.5	6	3.0	85t	17/ 72	85.8
Majkowski	152	84	1010	55.3	6.64	6	3.9	7	4.6	29	9/ 76	69.8
Nagle	21	8	69	38.1	3.29	0	0.0	1	4.8	23	2/ 18	27.7
Warren	1	0	0	0.0	0.00	0	0.0	0	0.0	0	0/ 0	39.6
COLTS	376	217	2519	57.7	6.70	15	4.0	14	3.7	85t	28/166	75.9
OPPONENTS	598	354	3897	59.2	6.52	24	4.0	18	3.0	65t	29/218	79.4

USUAL STARTERS

PRO BOWLERS IN BOLDFACE

OFFENSE	DEFENSE
WR Sean Dawkins	LDE Bernard Whittington
LT Will Wolford	LDT Tony McCoy
LG Randy Dixon	RDT Tony Siragusa
C Kirk Lowdermilk	RDE Tony Bennett
RG Joe Staysniak	LLB Stephen Grant
RT Zefross Moss	MLB Jeff Herrod
TE Kerry Cash	RLB Quentin Coryatt
WR Floyd Turner	LCB Ray Buchanan
QB Jim Harbaugh	RCB Eugene Daniel
RB Marshall Faulk	SS David Tate
RB Roosevelt Potts	FS Jason Belser

RESULTS

ALL-TIME SERIES RECORDS

(Home Games in Boldface; Playoff Games in Italics; *OT)

COLTS vs. ARIZONA		Record: 6-6	Home: 5-4	Away: 1-2
Points-Allowed: 260-210		Home: 196-149	Away: 64-61	LG Streaks: Won 3, Lost 4
1961 16 - 0 W	1972 3 - 10 L	1980 10 - 17 L	1990 17 - 20 L	L
1964 47 - 27 W	1976 17 - 24 L	1981 24 - 35 L	1992 16 - 13 W	W
1968 27 - 0 W	1978 30 - 17 W	1984 33 - 34 L	1996 20 - 13 W	W

STADIUMS: Memorial 3-3 Hoosier/RCA 2-1 Busch Memorial 1-1 Sun Devil 0-1
CARDINALS: Chicago 1953-59; St. Louis 1960-87; Arizona 1988-present

COLTS vs. ATLANTA		Record: 10-0	Home: 4-0	Away: 6-0
Points-Allowed: 270-124		Home: 108-46	Away: 162-78	LG Streaks: Won 10
1966 19 - 7 W	1968 28 - 20 W	1969 13 - 6 W	1989 13 - 9 W	W
1967 38 - 31 W	1968 44 - 0 W	1974 17 - 7 W		
1967 49 - 7 W	1969 21 - 14 W	1986 28 - 23 W		

Sweeps: Colts (3): 1967,68,69
STADIUMS: Memorial 3-0 Hoosier/RCA 1-0 Grant Field 1-0 Fulton County 5-0

COLTS vs. BALTIMORE		Record: 1-0	Home: 1-0	Away: 0-0
Points-Allowed: 26-21		Home: 26-21	Away: 0-0	LG Streaks: Won 1
1996 26 - 21 W				

STADIUMS: RCA 1-0

COLTS vs. BUFFALO		Record: 23-29-1	Home: 13-12-1	Away: 10-17
Points-Allowed: 990-1085		Home: 512-535	Away: 478-550	LG Streaks: Won 5, Lost 6
1970 17 - 17 T	1977 17 - 14 W	1984 31 - 17 W	1991 6 - 42 L	L
1970 20 - 14 W	1977 31 - 13 W	1984 15 - 21 L	1991 7 - 35 L	L
1971 43 - 0 W	1978 17 - 24 L	1985 49 - 17 W	1992 0 - 38 L	L
1971 24 - 0 W	1978 14 - 21 L	1985 9 - 21 L	1992 16 - 13 W*	*
1972 17 - 0 W	1979 13 - 31 L	1986 13 - 24 L	1993 9 - 23 L	L
1972 35 - 7 W	1979 14 - 13 W	1986 24 - 14 W	1993 10 - 30 L	L
1973 13 - 31 L	1980 17 - 12 W	1987 47 - 6 W	1994 27 - 17 W	W
1973 17 - 24 L	1980 28 - 24 W	1987 3 - 27 L	1994 10 - 9 W	W
1974 14 - 27 L	1981 3 - 35 L	1988 23 - 34 L	1995 14 - 20 L	L
1974 0 - 6 L	1981 17 - 23 L	1988 17 - 14 W	1995 10 - 16 L	L
1975 31 - 38 L	1982 0 - 20 L	1989 37 - 14 W	1996 13 - 16 L*	*
1975 42 - 35 W	1983 23 - 28 L	1989 7 - 30 L	1996 13 - 10 W*	*
1976 31 - 13 W	1983 7 - 30 L	1990 10 - 26 L		
1976 58 - 20 W		1990 7 - 31 L		

Sweeps: Colts (6): 1971,72,76,77,80,94 Bills (9): 1973,74,78,81,83,90,91,93,95
Splits (10): 1975,79,84-89,92,96
STADIUMS: Memorial 5-7-1 Hoosier/RCA 8-5 War Memorial 3-0 Rich 7-17

COLTS vs. CAROLINA		Record: 0-1	Home: 0-0	Away: 0-1
Points-Allowed: 10-13		Home: 0-0	Away: 10-13	LG Streaks: Lost 1
1995 10 - 13 L				

STADIUMS: Clemson Memorial 0-1

COLTS vs. CHICAGO		Record: 21-16	Home: 11-8	Away: 10-8
Points-Allowed: 770-742		Home: 413-374	Away: 357-368	LG Streaks: Won 7, Lost 6
1953 13 - 9 W	1958 51 - 38 W	1963 3 - 10 L	1969 24 - 21 W	W
1953 16 - 14 W	1958 17 - 0 W	1963 7 - 17 L	1970 21 - 20 W	W
1954 9 - 28 L	1959 21 - 26 L	1964 52 - 0 W	1975 35 - 7 W	W
1954 13 - 28 L	1959 21 - 7 W	1964 40 - 24 W	1983 22 - 19 W*	*
1955 23 - 17 W	1960 42 - 7 W	1965 26 - 21 W	1985 10 - 17 L	L
1955 10 - 38 L	1960 24 - 20 W	1965 0 - 13 L	1988 13 - 17 L	L
1956 28 - 21 W	1961 10 - 24 L	1966 17 - 27 L	1991 17 - 31 L	L
1956 27 - 58 L	1961 20 - 21 L	1966 21 - 16 W		
1957 21 - 10 W	1962 15 - 35 L	1967 24 - 3 W		
1957 29 - 14 W	1962 0 - 57 L	1968 28 - 7 W		

Sweeps: Colts (5): 1953,57,58,60,64 Bears (4): 1954,61,62,63
Splits (5): 1955,56,59,65,66
STADIUMS: Memorial 11-6 Hoosier/RCA 0-2 Wrigley Field 9-7 Soldier Field 1-1

RESULTS

COLTS vs. CINCINNATI		Record: 10-7	Home: 3-5	Away: 7-2
Points-Allowed: 390-370	Home: 175-187	Away: 215-183	LG Streaks: Won 5, Lost 3	
1970 17 - 0 W	1980 33 - 34 L	1989 23 - 12 W	1995 21 - 24 L*	
1972 20 - 19 W	1981 19 - 41 L	1990 34 - 20 W	1996 24 - 31 L	
1974 14 - 24 L	1982 17 - 20 L	1992 21 - 17 W		
1976 28 - 27 W	1983 34 - 31 W	1993 9 - 6 W		
1979 38 - 28 W	1987 21 - 23 L	1994 17 - 13 W		

STADIUMS: Memorial 3-3 Hoosier/RCA 0-2 Riverfront/Cinergy 7-2

COLTS vs. CLEVELAND		Record: 9-15	Home: 4-8	Away: 5-7
Points-Allowed: 452-507	Home: 219-268	Away: 233-239	LG Streaks: Won 2, Lost 6	
1956 21 - 7 W	1971 20 - 3 W	1983 23 - 41 L	1992 14 - 3 W	
1959 31 - 38 L	1973 14 - 24 L	1986 9 - 24 L	1993 23 - 10 W	
1962 36 - 14 W	1975 21 - 7 W	1987 9 - 7 W	1994 14 - 21 L	
1964 0 - 27 L	1978 24 - 45 L	1987 21 - 38 L		
1968 20 - 30 L	1979 10 - 13 L	1988 17 - 23 L		
1968 34 - 0 W	1980 27 - 28 L	1989 23 - 17 W*		
1971 13 - 14 L	1981 28 - 42 L	1991 0 - 31 L		

STADIUMS: Memorial 1-5 Hoosier/RCA 3-3 Municipal/Cleveland 5-7
BROWNS: Cleveland 1953-95

COLTS vs. DALLAS		Record: 5-7	Home: 1-3	Away: 2-4	Neutral: 2-0
Points-Allowed: 200-266	Home: 39-102	Away: 110-148	LG Streaks: Won 3, Lost 6		
1960 45 - 7 W	1969 10 - 27 L	1976 27 - 30 L	1984 3 - 22 L		
1966 35 - 3 W	1970 16 - 13 W	1978 0 - 38 L	1993 3 - 27 L		
1967 23 - 17 W	1972 0 - 21 L	1981 13 - 37 L	1996 25 - 24 W		

STADIUMS: Memorial 1-2 Hoosier/RCA 0-1 Cotton Bowl 1-1 Texas 1-3 Orange Bowl 2-0

COLTS vs. DENVER		Record: 2-9	Home: 2-4	Away: 0-5
Points-Allowed: 163-230	Home: 105-105	Away: 58-125	LG Streaks: Won 1, Lost 4	
1974 6 - 17 L	1981 10 - 28 L	1985 10 - 15 L	1990 17 - 27 L	
1977 13 - 27 L	1983 10 - 17 L	1988 55 - 23 W	1993 13 - 35 L	
1978 7 - 6 W	1983 19 - 21 L	1989 3 - 14 L		

Sweeps: Broncos (1): 1983

STADIUMS: Memorial 1-2 Hoosier/RCA 1-2 Mile High 0-5

COLTS vs. DETROIT		Record: 17-17-2	Home: 9-9-1	Away: 8-8-1
Points-Allowed: 748-698	Home: 415-350	Away: 333-348	LG Streaks: Won 4, Lost 4	
1953 17 - 27 L	1958 28 - 15 W	1963 25 - 21 W	1969 17 - 17 T	
1953 7 - 17 L	1958 40 - 14 W	1963 24 - 21 W	1973 29 - 27 W	
1954 0 - 35 L	1959 21 - 9 W	1964 34 - 0 W	1977 10 - 13 L	
1954 3 - 27 L	1959 31 - 24 W	1964 14 - 31 L	1980 10 - 9 W	
1955 28 - 13 W	1960 17 - 30 L	1965 31 - 7 W	1985 14 - 6 W	
1955 14 - 24 L	1960 15 - 20 L	1965 24 - 24 T	1991 24 - 33 L	
1956 14 - 31 L	1961 15 - 16 L	1966 45 - 14 W		
1956 3 - 27 L	1961 17 - 14 W	1966 14 - 20 L		
1957 34 - 14 W	1962 20 - 29 L	1967 41 - 7 W		
1957 27 - 31 L	1962 14 - 21 L	1968 27 - 10 W		

Sweeps: Colts (3): 1958,59,63

Lions (5): 1953,54,56,60,62

Splits (5): 1955,57,61,64,66

STADIUMS: Memorial 8-8-1 Hoosier/RCA 1-1 Briggs/Tiger 7-8-1 Silverdome 1-0

COLTS vs. GREEN BAY		Record: 18-19-1	Home: 10-8-1	Away: 8-11
Points-Allowed: 806-779	Home: 454-357	Away: 352-422	LG Streaks: Won 4, Lost 5	
1953 14 - 37 L	1958 24 - 17 W	1963 20 - 31 L	1968 16 - 3 W	
1953 24 - 35 L	1958 56 - 0 W	1963 20 - 34 L	1969 14 - 6 W	
1954 6 - 7 L	1959 38 - 21 W	1964 21 - 20 W	1970 13 - 10 W	
1954 13 - 24 L	1959 28 - 24 W	1964 24 - 21 W	1974 13 - 20 L	
1955 24 - 20 W	1960 21 - 35 L	1965 17 - 20 L	1982 20 - 20 T	
1955 14 - 10 W	1960 38 - 24 W	1965 27 - 42 L	1985 37 - 10 W	
1956 33 - 38 L	1961 7 - 45 L	1965 10 - 13 L*	1988 20 - 13 W	
1956 28 - 21 W	1961 45 - 21 W	1966 3 - 24 L	1991 10 - 14 L	
1957 45 - 17 W	1962 6 - 17 L	1966 10 - 14 L		
1957 21 - 24 L	1962 13 - 17 L	1967 13 - 10 W		

Sweeps: Colts (4): 1955,58,59,64 Packers (6): 1953,54,62,63,65,66

Splits (4): 1956,57,60,61

STADIUMS: Memorial 9-8-1 Hoosier/RCA 1-0 Green Bay City/Lambeau 3-6 County 5-5

COLTS vs. JACKSONVILLE		Record: 1-0	Home: 0-0	Away: 1-0
Points-Allowed: 41-31	Home: 0-0	Away: 41-31	LG Streaks: Won 1	
1995 41 - 31 W				

STADIUMS: Jacksonville Municipal/Altet 1-0

RESULTS

COLTS vs. KANSAS CITY		Record: 6-6	Home: 2-3	Away: 4-3
Points-Allowed: 209-239	Home: 110-125	Away: 99-114	LG Streaks: Won 3, Lost 2	
1970 24 - 44 L	1977 17 - 6 W	1980 31 - 24 W	1990 23 - 19 W	
1972 10 - 24 L	1979 0 - 14 L	1980 28 - 38 L	1995 10 - 7 W	
1975 28 - 14 W	1979 7 - 10 L	1985 7 - 20 L	1996 24 - 19 W	

Sweeps: Chiefs (1): 1979

Splits (1): 1980

STADIUMS: Memorial 1-3 Hoosier/RCA 1-0 Arrowhead 4-3

COLTS vs. MIAMI		Record: 18-37	Home: 11-16	Away: 7-21
Points-Allowed: 868-1244	Home: 450-539	Away: 418-705	LG Streaks: Won 5, Lost 14	
1970 35 - 0 W	1977 45 - 28 W	1984 7 - 44 L	1991 6 - 17 L	
1970 17 - 34 L	1977 6 - 17 L	1984 17 - 35 L	1991 6 - 10 L	
1971 14 - 17 L	1978 0 - 42 L	1985 13 - 30 L	1992 31 - 20 W	
1971 14 - 3 W	1978 8 - 26 L	1985 20 - 34 L	1992 0 - 28 L	
1971 0 - 21 L	1979 0 - 19 L	1986 10 - 30 L	1993 20 - 24 L	
1972 0 - 23 L	1979 24 - 28 L	1986 13 - 17 L	1993 27 - 41 L	
1972 0 - 16 L	1980 30 - 17 W	1987 10 - 23 L	1994 21 - 22 L	
1973 0 - 44 L	1980 14 - 24 L	1987 40 - 21 W	1994 10 - 6 W	
1973 16 - 3 W	1981 28 - 31 L	1988 15 - 13 W	1995 27 - 24 W*	
1974 7 - 17 L	1981 10 - 27 L	1988 31 - 28 W	1995 36 - 28 W	
1974 16 - 17 L	1982 20 - 24 L	1989 13 - 19 L	1996 10 - 6 W	
1975 33 - 17 W	1982 7 - 34 L	1989 42 - 13 W	1996 13 - 37 L	
1975 10 - 7 W*	1983 7 - 21 L	1990 7 - 27 L		
1976 28 - 14 W	1983 0 - 37 L	1990 17 - 23 L		
1976 17 - 16 W				

Sweeps: Colts (4): 1975,76,88,95 Dolphins (13): 1972,74,78,79,81-86,90,91,93

Splits (10): 1970,71,73,77,80,87,89,92,94,96

STADIUMS: Memorial 6-8 Hoosier/RCA 5-8 Orange Bowl 3-15 Joe Robbie/Pro Player 4-6

COLTS vs. MINNESOTA		Record: 12-6-1	Home: 8-0	Away: 4-6-1
Points-Allowed: 478-384	Home: 234-130	Away: 244-254	LG Streaks: Won 5, Lost 4	
1961 34 - 33 W	1963 41 - 10 W	1966 38 - 23 W	1969 14 - 52 L	
1961 20 - 28 L	1964 24 - 34 L	1966 20 - 17 W	1971 3 - 10 L	
1962 34 - 7 W	1964 17 - 14 W	1967 20 - 20 T	1982 10 - 13 L	
1962 42 - 17 W	1965 35 - 16 W	1968 21 - 9 W	1988 3 - 12 L	
1963 37 - 34 W	1965 41 - 21 W	1968 24 - 14 W		

Sweeps: Colts (4): 1962,63,65,66

Splits (2): 1961,64

STADIUMS: Memorial 8-0 Metropolitan 4-4-1 HHH Metrodome 0-2

COLTS vs. NEW ENGLAND		Record: 22-31	Home: 12-15	Away: 10-16
Points-Allowed: 939-1183	Home: 538-579	Away: 401-604	LG Streaks: Won 3, Lost 6	
1970 14 - 6 W	1977 3 - 17 L	1984 17 - 50 L	1991 7 - 16 L	
1970 27 - 3 W	1977 30 - 24 W	1984 10 - 16 L	1991 17 - 23 L*	
1971 23 - 3 W	1978 34 - 27 W	1985 15 - 34 L	1992 34 - 37 L*	
1971 17 - 21 L	1978 14 - 35 L	1985 31 - 38 L	1992 6 - 0 W	
1972 24 - 17 W	1979 31 - 26 W	1986 3 - 33 L	1993 9 - 6 W	
1972 31 - 0 W	1979 21 - 50 L	1986 21 - 30 L	1993 0 - 38 L	
1973 16 - 24 L	1980 21 - 37 L	1987 30 - 16 W	1994 10 - 12 L	
1973 18 - 13 W	1980 21 - 47 L	1987 0 - 24 L	1994 13 - 28 L	
1974 3 - 42 L	1981 29 - 28 W	1988 17 - 21 L	1995 24 - 10 W	
1974 17 - 27 L	1981 23 - 21 W	1988 24 - 21 W	1995 10 - 7 W	
1975 10 - 21 L	1982 13 - 24 L	1989 20 - 23 L*	1996 9 - 27 L	
1975 34 - 21 W	1983 29 - 23 W*	1989 16 - 22 L	1996 13 - 27 L	
1976 27 - 13 W	1983 12 - 7 W	1990 14 - 16 L		
1976 14 - 21 L		1990 13 - 10 W		

Sweeps: Colts (5): 1970,72,81,83,95 Patriots (9): 1974,80,84-86,89,91,94,96

Splits (12): 1971,73,75-79,87,88,90,92,93

STADIUMS: Memorial 8-6 Hoosier/RCA 4-9 Harvard 1-0 Schaefer/Sullivan/Foxboro 9-16

COLTS vs. NEW ORLEANS		Record: 3-3	Home: 2-1	Away: 1-2
Points-Allowed: 108-105	Home: 58-37	Away: 50-68	LG Streaks: Won 3, Lost 3	
1967 30 - 10 W	1973 14 - 10 W	1989 6 - 41 L		
1969 30 - 10 W	1986 14 - 17 L	1995 14 - 17 L		

STADIUMS: Memorial 2-0 Hoosier/RCA 0-1 Tulane 1-0 Louisiana Superdome 0-2

COLTS vs. NEW YORK GIANTS		Record: 7-5	Home: 2-2	Away: 5-3
Points-Allowed: 252-183	Home: 86-91	Away: 166-92	LG Streaks: Won 4, Lost 2	
1954 20 - 14 W	1958 23 - 17 W*	1968 26 - 0 W	1979 31 - 7 W	
1955 7 - 17 L	1959 31 - 16 W	1971 31 - 7 W	1990 7 - 24 L	
1958 21 - 24 L	1963 28 - 37 L	1975 21 - 0 W	1993 6 - 20 L	

STADIUMS: Memorial 2-1 Hoosier/RCA 0-1 Polo Grounds 0-1 Yankee 3-1 Shea 1-0 Giants 1-1

RESULTS

COLTS vs. NEW YORK JETS		Record: 32-22	Home: 15-11	Away: 17-10	Neutral: 0-1
Points-Allowed: 1067-1065		Home: 566-540	Away: 494-509	LG Streaks: Won 6, Lost 4	
1968 7 - 16 L	1977 20 - 12 W	1985 20 - 25 L	1992 6 - 3 W*		
1970 29 - 22 W	1977 33 - 12 W	1985 17 - 35 L	1992 10 - 6 W		
1970 35 - 20 W	1978 10 - 33 L	1986 7 - 26 L	1993 17 - 31 L		
1971 22 - 0 W	1978 16 - 24 L	1986 16 - 31 L	1993 9 - 6 W		
1971 14 - 13 W	1979 10 - 8 W	1987 6 - 0 W	1994 6 - 16 L		
1972 34 - 44 L	1979 17 - 30 L	1987 19 - 14 W	1994 28 - 25 W		
1972 20 - 24 L	1980 17 - 14 W	1988 38 - 14 W	1995 27 - 24 W*		
1973 10 - 34 L	1980 35 - 21 W	1988 16 - 34 L	1995 17 - 10 W		
1973 17 - 20 L	1981 14 - 41 L	1989 17 - 10 W	1996 21 - 7 W		
1974 35 - 20 W	1981 0 - 25 L	1989 27 - 10 W	1996 34 - 29 W		
1974 38 - 45 L	1982 0 - 37 L	1990 17 - 14 W			
1975 45 - 28 W	1983 17 - 14 W	1990 29 - 21 W			
1975 52 - 19 W	1983 6 - 10 L	1991 6 - 17 L			
1976 20 - 0 W	1984 14 - 23 L	1991 28 - 27 W			
1976 33 - 16 W	1984 9 - 5 W				

Sweeps: Colts (12): 1970,71,75-77,80,87,89,90,92,95,96 Jets (6): 1972,73,78,81,85,86

Splits (8): 1974,79,83,84,88,91,93,94

STADIUMS: Memorial 7-6 Hoosier/RCA 8-5 Shea 7-6 Giants 10-4 Orange Bowl 0-1

COLTS vs. OAKLAND		Record: 3-6	Home: 1-3	Away: 2-3	Neutral: 0-0
Points-Allowed: 190-224		Home: 99-119	Away: 91-105	LG Streaks: Won 2, Lost 4	
1970 27 - 17 W	1973 21 - 34 L	1977 31 - 37 L*	1986 30 - 24 W		
1971 37 - 14 W	1975 20 - 31 L	1984 7 - 21 L	1991 0 - 16 L		
				1995 17 - 30 L	

STADIUMS: Memorial 1-3 Oakland/Alameda County 1-1 LA Memorial Coliseum 1-2

RAIDERS: Los Angeles 1982-94

COLTS vs. PHILADELPHIA		Record: 8-6	Home: 4-2	Away: 3-4	Neutral: 1-0
Points-Allowed: 296-294		Home: 148-101	Away: 128-179	LG Streaks: Won 5, Lost 3	
1953 14 - 45 L	1969 24 - 20 W	1981 13 - 38 L	1993 10 - 20 L		
1965 34 - 24 W	1970 29 - 10 W	1983 22 - 21 W	1996 37 - 10 W		
1966 20 - 14 W	1974 10 - 30 L	1984 7 - 16 L			
1967 38 - 6 W	1978 14 - 17 L	1990 24 - 23 W			

STADIUMS: Memorial 3-1 Hoosier/RCA 1-1 Connie Mack 0-1 Franklin Field 1-0
Veterans 2-3 Orange Bowl 1-0

COLTS vs. PITTSBURGH		Record: 4-15	Home: 3-5	Away: 1-10	Neutral: 0-0
Points-Allowed: 294-488		Home: 142-182	Away: 152-306	LG Streaks: Won 2, Lost 7	
1957 13 - 19 L	1976 14 - 40 L	1983 13 - 24 L	1992 14 - 30 L		
1968 41 - 7 W	1977 31 - 21 W	1984 17 - 16 W	1994 21 - 31 L		
1971 34 - 21 W	1978 13 - 35 L	1985 3 - 45 L	1995 16 - 20 L		
1974 0 - 30 L	1979 13 - 17 L	1987 7 - 21 L	1996 14 - 42 L		
1975 10 - 28 L	1980 17 - 20 L	1991 3 - 21 L			

STADIUMS: Memorial 2-4 Hoosier/RCA 1-1 Pitt 1-0 Three Rivers 0-10

COLTS vs. ST. LOUIS RAMS		Record: 21-16-2	Home: 13-5-2	Away: 8-11	Neutral: 0-0
Points-Allowed: 824-836		Home: 493-416	Away: 331-420	LG Streaks: Won 6, Lost 3	
1953 13 - 21 L	1958 34 - 7 W	1963 16 - 17 L	1968 27 - 10 W		
1953 2 - 45 L	1958 28 - 30 L	1963 19 - 16 W	1968 28 - 24 W		
1954 0 - 48 L	1959 35 - 21 W	1964 35 - 20 W	1969 20 - 27 L		
1954 22 - 21 W	1959 45 - 26 W	1964 24 - 7 W	1969 13 - 7 W		
1955 17 - 17 T	1960 31 - 17 W	1965 35 - 20 W	1971 24 - 17 W		
1955 14 - 20 L	1960 3 - 10 L	1965 20 - 17 W	1975 13 - 24 L		
1956 56 - 21 W	1961 27 - 24 W	1966 17 - 3 W	1986 7 - 24 L		
1956 7 - 31 L	1961 17 - 34 L	1966 7 - 23 L	1989 17 - 31 L		
1957 31 - 14 W	1962 30 - 27 W	1967 24 - 24 T	1995 21 - 18 W		
1957 21 - 37 L	1962 14 - 2 W	1967 10 - 34 L			

Sweeps: Colts (4): 1959,62,65,68 Rams (2): 1953,64

Splits (9): 1954,56-58,60,61,63,66,69

STADIUMS: Memorial 12-4-2 Hoosier/RCA 1-1 LA Memorial Coliseum 8-10 Anaheim 0-1

RAMS: Los Angeles 1953-94

COLTS vs. SAN DIEGO		Record: 6-11	Home: 1-9	Away: 5-2	Neutral: 0-0
Points-Allowed: 277-393		Home: 127-261	Away: 150-132	LG Streaks: Won 3, Lost 5	
1970 16 - 14 W	1984 10 - 38 L	1989 10 - 6 W	1995 35 - 20 W		
1972 20 - 23 L	1986 3 - 17 L	1992 14 - 34 L	1996 19 - 26 L		
1976 37 - 21 W	1987 13 - 16 L	1992 0 - 26 L			
1981 14 - 43 L	1987 20 - 7 W	1993 0 - 31 L			
1982 26 - 44 L	1988 16 - 0 W	1995 24 - 27 L			

Sweeps: Chargers (1): 1992

Splits (1): 1987

STADIUMS: Memorial 0-2 Hoosier/RCA 1-7 Jack Murphy/Ovalcomm 5-2

RESULTS

COLTS vs. SAN FRANCISCO		Record: 22-16	Home: 13-6	Away: 9-10
Points-Allowed: 892-745		Home: 494-351	Away: 398-394	LG Streaks: Won 13, Lost 5
1953 21 - 38 L	1958 35 - 27 W	1963 20 - 14 W	1968 27 - 10 W	
1953 14 - 45 L	1958 12 - 21 L	1963 20 - 3 W	1968 42 - 14 W	
1954 17 - 13 W	1959 45 - 14 W	1964 37 - 7 W	1969 21 - 24 L	
1954 7 - 10 L	1959 34 - 14 W	1964 14 - 3 W	1969 17 - 20 L	
1955 26 - 14 W	1960 22 - 30 L	1965 27 - 24 W	1972 21 - 24 L	
1955 24 - 35 L	1960 10 - 34 L	1965 34 - 28 W	1986 14 - 35 L	
1956 17 - 20 L	1961 20 - 17 W	1966 36 - 14 W	1989 24 - 30 L	
1956 17 - 30 L	1961 27 - 24 W	1966 30 - 14 W	1995 18 - 17 W	
1957 27 - 21 W	1962 13 - 21 L	1967 41 - 7 W		
1957 13 - 17 L	1962 22 - 3 W	1967 26 - 9 W		

Sweeps: Colts (8): 1959,61,63-68 49ers (4): 1953,56,60,69

Splits (5): 1954,55,57,58,62

STADIUMS: Memorial 12-5 Hoosier/RCA 1-1 Kezar 9-8 Candlestick Park/3Com 0-2

COLTS vs. SEATTLE		Record: 4-1	Home: 1-0	Away: 3-1
Points-Allowed: 97-93		Home: 17-15	Away: 80-78	LG Streaks: Won 2, Lost 1
1977 29 - 14 W	1978 17 - 14 W	1991 3 - 31 L	1994 17 - 15 W	
			1994 31 - 19 W	

Sweeps: Colts (1): 1994

STADIUMS: Hoosier/RCA 1-0 Kingdome 3-1

COLTS vs. TAMPA BAY		Record: 5-3	Home: 3-1	Away: 2-2
Points-Allowed: 195-161		Home: 127-83	Away: 68-78	LG Streaks: Won 3, Lost 1
1976 42 - 17 W	1985 31 - 23 W	1988 35 - 31 W	1992 24 - 14 W	
1979 26 - 29 L*	1987 24 - 6 W	1991 3 - 17 L	1994 10 - 24 L	

STADIUMS: Memorial 1-1 Hoosier/RCA 2-0 Tampa/Houlihan's 2-2

COLTS vs. TENNESSEE		Record: 7-7	Home: 5-4	Away: 2-3
Points-Allowed: 357-301		Home: 255-184	Away: 102-117	LG Streaks: Won 3, Lost 3
1970 24 - 20 W	1980 16 - 21 L	1986 17 - 31 L	1992 10 - 20 L	
1973 27 - 31 L	1983 20 - 10 W	1987 51 - 27 W	1994 45 - 21 W	
1976 38 - 14 W	1984 35 - 21 W	1988 14 - 17 L*		
1979 16 - 28 L	1985 34 - 16 W	1990 10 - 24 L		

STADIUMS: Memorial 2-2 Hoosier/RCA 3-2 Astrodome 2-3

OILERS: Houston 1960-96

COLTS vs. WASHINGTON		Record: 16-9	Home: 11-3	Away: 5-6
Points-Allowed: 623-482		Home: 371-247	Away: 252-235	LG Streaks: Won 9, Lost 3
1953 27 - 17 W	1960 20 - 0 W	1967 17 - 13 W	1990 35 - 28 W	
1954 21 - 24 L	1961 27 - 6 W	1969 41 - 17 W	1993 24 - 30 L	
1955 13 - 14 L	1962 34 - 21 W	1973 14 - 22 L	1994 27 - 41 L	
1956 19 - 17 W	1963 36 - 20 W	1977 10 - 3 W	1996 16 - 31 L	
1957 21 - 17 W	1964 45 - 17 W	1978 21 - 17 W		
1958 35 - 10 W	1965 38 - 7 W	1981 14 - 38 L		
1959 24 - 27 L	1966 37 - 10 W	1984 7 - 35 L		

STADIUMS: Memorial 10-1 Hoosier/RCA 1-2 Griffith 1-2 D.C./RFK 4-4

RECORDS

COLTS ALL-TIME RECORDS IN STADIUMS

COLTS	MEMORIAL STADIUM	HOOSIER/RCA DOME	ROAD SITES	TOTAL
Arizona	3-3-0	2-1	Busch Memorial Stadium	1-1-0
Atlanta	3-0-0	1-0	Grant Field	1-0-0
Baltimore	0-0-0	1-0	War Memorial	3-0-0
Buffalo	5-7-1	8-5	Clemson Memorial Stadium	0-1-0
Carolina	0-0-0	0-0	Wrigley Field	9-7-0
Chicago	11-6-0	0-2	Riverfront/Cinergy	7-2-0
Cincinnati	3-3-0	3-3	Municipal/Cleveland Stadium	5-7-0
Cleveland	1-5-0	0-1	Cotton Bowl	1-1-0
Dallas	1-2-0	1-2	Miller High Stadium	0-5-0
Denver	1-2-0	1-1	Briggs/Tiger Stadium	7-8-1
Detroit	8-8-1	1-0	Green Bay City Field	0-1-0
Green Bay	9-8-1	0-0	Municipal/Alltel	1-0-0
Jacksonville	0-0-0	1-0	Arrowhead Stadium	4-3-0
Kansas City	1-3-0	5-8	Orange Bowl	3-15-0
Miami	6-8-0	0-0	Metropolitan Stadium	4-4-1
Minnesota	8-0-0	4-9	Harvard Stadium	1-0-0
New England	8-6-0	0-1	Tulane Stadium	0-1-0
New Orleans	2-1-0	8-5	Shea Stadium	7-6-0
New York Giants	7-6-0	0-0	Polo Grounds	0-1-0
New York Jets	1-3-0	1-1	Oak/Lammedia City Coliseum	1-1-0
Oakland Raiders	3-1-0	1-1	Connie Mack Stadium	1-0-0
Philadelphia	2-4-0	1-1	Pitt Stadium	1-0-0
Pittsburgh	12-4-2	1-1	LA Memorial Coliseum	8-10-0
St. Louis Rams	0-2-0	1-7	Jack Murphy/Ovalcom	5-2-0
San Diego	12-3-0	1-1	Kezar Stadium	9-8-0
San Francisco	0-0-0	1-0	Kingdome	3-1-0
Seattle	1-1-0	2-0	Tampana/Houlihan's	2-2-0
Tampa Bay	1-1-0	3-2	Astrodome	2-3-0
Tennessee	2-2-0	1-2	Griffith Stadium	1-2-0
Washington	10-1-0			
			Sun Devil Stadium	0-1
			Fulton County Stadium	5-0
			Rich Stadium	7-17
			Soldier Field	1-1
			Texas Stadium	1-3
			Silverdome	1-0
			Lambeau Field	3-5
			Joe Robbie/Pro Player	4-6
			HHT Metrodome	0-2
			Schaefer/Sullivan/Foxboro	9-16
			Louisiana Superdome	0-2
			Yankee Stadium	3-1
			Giants Stadium	10-4
			LA Memorial Coliseum	1-2
			Franklin Field	1-0
			Three Rivers Stadium	0-10
			Anaheim Stadium	0-1
			Candlestick Park/3Com	0-2
			D.C. Stadium	3-0
			RFK Stadium	1-4
			Shea Stadium	1-0
			*Orange Bowl	0-1
			Veterans Stadium	2-3
			*Orange Bowl	1-0

TOTAL:

RECORDS

POINTS (COLTS-OPPONENTS)

Memorial Stadium	122-91-5	5,071-4,347
Hoosier/RCA Dome	48-56-0	1,906-2,147
HOME WON-LOSS-TIED	170-147-5	6,977-6,494
Opposing Sites	146-178-2	6,037-6,946
Neutral Fields	3-1-0	78-
Neutral Fields	3-1-0	78-
WON-LOSS-TIED	319-326-7	13,092-13,496

*Neutral Fields (7 Playoff Bowls; 2 Super Bowls in Orange Bowl)

SCHEDULES

NFL 1997 PRESEASON SCHEDULE

(All times local except American Bowls Games, which are ET)

SATURDAY, JULY 26

Hall of Fame at Canton, Ohio	
Minnesota vs. Seattle	(ABC) 2:30
Buffalo at Denver	7:00
Miami at Green Bay	5:30
American Bowl '97 at Dublin, Ireland	
Chicago vs. Pittsburgh	(FOX) 1:00

FIRST WEEKEND

THURSDAY, JULY 31

New England at Green Bay	(ESPN) 7:00
--------------------------	-------------

FRIDAY, AUGUST 1

CINCINNATI AT INDIANAPOLIS	6:30
Atlanta at Detroit	7:30

SATURDAY, AUGUST 2

Tennessee vs. New Orleans at Memphis, Tenn.	7:00
Washington vs. Tampa Bay at Orlando, Fla.	7:30
Philadelphia at New York Jets	8:00
San Francisco at San Diego	7:00
Chicago at Buffalo	7:00
St. Louis at Minnesota	7:00
New York Giants at Baltimore	8:00
Arizona at Seattle	7:00
Pittsburgh at Kansas City	7:00

SUNDAY, AUGUST 3

Carolina at Jacksonville	(NBC) 3:00
Oakland at Dallas	(TNT) 7:00

MONDAY, AUGUST 4

American Bowl '97 at Mexico City, Mexico	
Denver vs. Miami	(ABC) 8:00

SECOND WEEKEND

FRIDAY, AUGUST 8

Baltimore at New York Jets	8:00
Cincinnati at Detroit	7:30
Dallas at New England	8:00
Green Bay at Oakland	7:00
Arizona at St. Louis	7:00
Minnesota at Buffalo	7:30

SATURDAY, AUGUST 9

INDIANAPOLIS AT SAN DIEGO	7:00
Denver at Carolina	8:00
Tennessee vs. Washington at Nashville, Tenn.	7:00
Jacksonville at New York Giants	8:00
Tampa Bay at Atlanta	7:30
Seattle at San Francisco	6:00
Kansas City at New Orleans	7:00

SUNDAY, AUGUST 10

Chicago at Miami	(TNT) 8:00
------------------	------------

MONDAY, AUGUST 11

Philadelphia at Pittsburgh	(ABC) 8:00
----------------------------	------------

THIRD WEEKEND

THURSDAY, AUGUST 14

Carolina at Kansas City	(ESPN) 7:00
-------------------------	-------------

FRIDAY, AUGUST 15

St. Louis at Dallas	(FOX) 7:00
---------------------	------------

SATURDAY, AUGUST 16

INDIANAPOLIS AT SEATTLE	7:00
American Bowl '97 at Toronto, Canada	
Buffalo vs. Green Bay	(NBC) 4:00
Tennessee vs. San Diego at Nashville, Tenn.	7:00
Minnesota at Cincinnati	7:30
New York Jets at New York Giants	8:00
Washington at Atlanta	7:30
Baltimore at Philadelphia	8:00
Arizona at Chicago	7:00
Miami at Tampa Bay	7:30
New Orleans at Oakland	1:00

SUNDAY, AUGUST 17

Denver at New England	(NBC) 1:00
Detroit at Pittsburgh	(TNT) 8:00

MONDAY, AUGUST 18

Jacksonville at San Francisco	(ABC) 5:00
-------------------------------	------------

FOURTH WEEKEND

THURSDAY, AUGUST 21

DETROIT AT INDIANAPOLIS	7:30
New England at Philadelphia	8:00
Washington at Miami	(ESPN) 8:00

FRIDAY, AUGUST 22

Kansas at St. Louis	7:00
New York Jets at Tampa Bay	7:30
San Diego at Minnesota	7:00
Seattle at Cincinnati	7:30
Pittsburgh at Carolina	8:00
New Orleans at Chicago	7:30
Green Bay vs. New York Giants at Madison, Wis.	7:00
Buffalo at Baltimore	7:30
Atlanta at Jacksonville	7:30
Tennessee at Dallas	7:00
Oakland at Arizona	7:00

SATURDAY, AUGUST 23

San Francisco at Denver	(FOX) 6:00
-------------------------	------------

1997 NATIONAL FOOTBALL LEAGUE SCHEDULE

(All times local)

SUNDAY, AUGUST 31 (1ST WEEKEND)

INDIANAPOLIS AT MIAMI	(NBC) 1:00
Arizona at Cincinnati	1:00
Atlanta at Detroit	1:00
Dallas at Pittsburgh	1:00
Jacksonville at Baltimore	4:00
Kansas City at Denver	2:00
Minnesota at Buffalo	1:00
New Orleans at St. Louis	12:00
New York Jets at Seattle	1:00
Oakland at Tennessee	12:00
Philadelphia at New York Giants	1:00
San Diego at New England	1:00
San Francisco at Tampa Bay	4:00
Washington at Carolina	8:00

MONDAY, SEPTEMBER 1

Chicago at Green Bay	8:00
----------------------	------

SUNDAY, SEPTEMBER 7 (2ND WEEKEND)

NEW ENGLAND AT INDIANAPOLIS	(FOX) 12:00
Buffalo at New York Jets	1:00
Carolina at Atlanta	1:00
Cincinnati at Baltimore	1:00
Denver at Seattle	1:00
Green Bay at Philadelphia	4:00
Tennessee at Miami	1:00
Minnesota at Chicago	12:00
New York Giants at Jacksonville	4:00
San Diego at New Orleans	12:00
San Francisco at St. Louis	12:00
Tampa Bay at Detroit	1:00
Washington at Pittsburgh	1:00
Dallas at Arizona	5:00

MONDAY, SEPTEMBER 8

Kansas City at Oakland	6:00
------------------------	------

SCHEDULES

SUNDAY, SEPTEMBER 14 (3RD WEEKEND) (FOX)	Philadelphia at Jacksonville	1:00
(OPEN DATES: CINCINNATI, TENNESSEE, JACKSONVILLE, PITTSBURGH)	St. Louis at San Francisco	1:00
SEATTLE AT INDIANAPOLIS		3:00
Arizona at Washington		1:00
Baltimore at New York Giants		1:00
Buffalo at Kansas City		12:00
Carolina at San Diego		1:00
Detroit at Chicago		12:00
Miami at Green Bay		12:00
New Orleans at San Francisco		1:00
Oakland at Atlanta		1:00
St. Louis at Denver		2:00
Tampa Bay at Minnesota		12:00
New York Jets at New England		8:00
MONDAY, SEPTEMBER 15	Philadelphia at Dallas	8:00
SUNDAY, SEPTEMBER 21 (4TH WEEKEND) (NBC)		
(OPEN DATES: ARIZONA, DALLAS PHILADELPHIA, WASHINGTON)		
INDIANAPOLIS AT BUFFALO		4:00
Atlanta at San Francisco		1:00
Baltimore at Tennessee		12:00
Chicago at New England		1:00
Cincinnati at Denver		2:00
Detroit at New Orleans		12:00
Kansas City at Carolina		1:00
Minnesota at Green Bay		12:00
New York Giants at St. Louis		3:00
Oakland at New York Jets		1:00
San Diego at Seattle		1:00
Miami at Tampa Bay		8:00
MONDAY, SEPTEMBER 22	Pittsburgh at Jacksonville	9:00
SUNDAY, SEPTEMBER 28 (5TH WEEKEND) (FOX)		
(OPEN DATES: BUFFALO, INDIANAPOLIS, MIAMI, NEW ENGLAND)		
Arizona at Tampa Bay		1:00
Baltimore at San Diego		1:00
Chicago at Dallas		3:00
Denver at Atlanta		1:00
Green Bay at Detroit		1:00
Tennessee at Pittsburgh		1:00
Jacksonville at Washington		1:00
New Orleans at New York Giants		1:00
New York Jets at Cincinnati		4:00
St. Louis at Oakland		1:00
Seattle at Kansas City		3:00
Philadelphia at Minnesota		7:00
MONDAY, SEPTEMBER 29	San Francisco at Carolina	9:00
SUNDAY, OCTOBER 5 (6TH WEEKEND) (NBC)		
(OPEN DATES: ATLANTA, CAROLINA, ST. LOUIS, SAN FRANCISCO)		
NEW YORK JETS AT INDIANAPOLIS		3:00
Cincinnati at Jacksonville		1:00
Dallas at New York Giants		1:00
Detroit at Buffalo		1:00
Tennessee at Seattle		1:00
Kansas City at Miami		1:00
Minnesota at Arizona		1:00
Pittsburgh at Baltimore		1:00
San Diego at Oakland		1:00
Tampa Bay at Green Bay		12:00
Washington at Philadelphia		1:00
New Orleans at Chicago		7:00
MONDAY, OCTOBER 6	New England at Denver	7:00
SUNDAY, OCTOBER 12 (7TH WEEKEND) (FOX)		
(OPEN DATES: BALTIMORE, DENVER, KANSAS CITY, OAKLAND, SAN DIEGO, SEATTLE)		
INDIANAPOLIS AT PITTSBURGH		8:00
Atlanta at New Orleans		12:00
Buffalo at New England		1:00
Carolina at Minnesota		3:00
Cincinnati at Tennessee		12:00
Detroit at Tampa Bay		1:00
Green Bay at Chicago		12:00
Miami at New York Jets		1:00
New York Giants at Arizona		1:00
Philadelphia at Jacksonville		1:00
St. Louis at San Francisco		1:00
MONDAY, OCTOBER 13	Dallas at Washington	9:00
THURSDAY, OCTOBER 16 (8TH WEEKEND) (NBC)		
(OPEN DATES: CHICAGO, GREEN BAY, MINNESOTA, TAMPA BAY)		
San Diego at Kansas City		7:00
SUNDAY, OCTOBER 19	Arizona at Philadelphia	1:00
Carolina at New Orleans		12:00
Denver at Oakland		1:00
Jacksonville at Dallas		12:00
Miami at Baltimore		4:00
New England at New York Jets		1:00
New York Giants at Detroit		4:00
Pittsburgh at Cincinnati		4:00
San Francisco at Atlanta		1:00
Seattle at St. Louis		12:00
Washington at Tennessee		12:00
MONDAY, OCTOBER 20	BUFFALO AT INDIANAPOLIS	8:00
SUNDAY, OCTOBER 26 (9TH WEEKEND) (NBC)		
(OPEN DATES: DETROIT, NY JETS)		
INDIANAPOLIS AT SAN DIEGO		1:00
Baltimore at Washington		1:00
Chicago at Miami		4:00
Cincinnati at New York Giants		1:00
Dallas at Philadelphia		1:00
Denver at Buffalo		1:00
Tennessee at Arizona		2:00
Jacksonville at Pittsburgh		4:00
Kansas City at St. Louis		12:00
Minnesota at Tampa Bay		1:00
Oakland at Seattle		1:00
San Francisco at New Orleans		12:00
Atlanta at Carolina		8:00
MONDAY, OCTOBER 27	Green Bay at New England	9:00
SUNDAY, NOVEMBER 2 (10TH WEEKEND) (FOX)		
(OPEN DATES: NEW ORLEANS, NY GIANTS)		
TAMPA BAY AT INDIANAPOLIS		1:00
Baltimore at New York Jets		1:00
Dallas at San Francisco		1:00
Jacksonville at Tennessee		3:00
Miami at Buffalo		1:00
New England at Minnesota		12:00
Oakland at Carolina		1:00
Philadelphia at Arizona		2:00
St. Louis at Atlanta		1:00
San Diego at Cincinnati		1:00
Seattle at Denver		2:00
Washington at Chicago		12:00
Detroit at Green Bay		7:00
MONDAY, NOVEMBER 3	Pittsburgh at Kansas City	8:00
SUNDAY, NOVEMBER 9 (11TH WEEKEND) (NBC)		
CINCINNATI AT INDIANAPOLIS		1:00
Arizona at Dallas		12:00
Carolina at Denver		2:00
Chicago at Minnesota		12:00
Detroit at Washington		1:00
Kansas City at Jacksonville		1:00
New England at Buffalo		4:00
New Orleans at Oakland		1:00
New York Giants at Tennessee		3:00
New York Jets at Miami		1:00
St. Louis at Green Bay		12:00
Seattle at San Diego		1:00
Tampa Bay at Atlanta		1:00
Baltimore at Pittsburgh		8:00
MONDAY, NOVEMBER 10	San Francisco at Philadelphia	9:00
SUNDAY, NOVEMBER 16 (12TH WEEKEND) (FOX)		
GREEN BAY AT INDIANAPOLIS		1:00
Arizona at New York Giants		1:00
Atlanta at St. Louis		12:00
Carolina at San Francisco		1:00

SCHEDULES

Cincinnati at Pittsburgh	1:00	Atlanta at San Diego	1:00
Denver at Kansas City	12:00	Buffalo at Chicago	12:00
Tennessee at Jacksonville	1:00	Denver at Pittsburgh	1:00
Minnesota at Detroit	1:00	Green Bay at Tampa Bay	1:00
New England at Tampa Bay	1:00	Minnesota at San Francisco	1:00
New York Jets at Chicago	3:00	New England at Jacksonville	1:00
Philadelphia at Baltimore	1:00	New York Giants at Philadelphia	1:00
Seattle at New Orleans	12:00	Oakland at Kansas City	12:00
Washington at Dallas	12:00	St. Louis at New Orleans	12:00
Oakland at San Diego	5:00	Seattle at Baltimore	1:00
MONDAY, NOVEMBER 17		Washington at Arizona	2:00
Buffalo at Miami	9:00	Detroit at Miami	8:00
SUNDAY, NOVEMBER 23 (13TH WEEKEND) (NBC)		MONDAY, DECEMBER 8	
INDIANAPOLIS AT DETROIT	1:00	Carolina at Dallas	8:00
Arizona at Baltimore	1:00	SATURDAY, DECEMBER 13 (16TH WEEKEND)	
Buffalo at Tennessee	12:00	Pittsburgh at New England	4:00
Carolina at St. Louis	3:00	Washington at New York Giants	12:30
Dallas at Green Bay	12:00	SUNDAY, DECEMBER 14 (FOX)	
Jacksonville at Cincinnati	4:00	MIAMI AT INDIANAPOLIS	1:00
Kansas City at Seattle	1:00	Arizona at New Orleans	3:00
Miami at New England	1:00	Dallas at Cincinnati	1:00
Minnesota at New York Jets	1:00	Detroit at Minnesota	12:00
New Orleans at Atlanta	1:00	Green Bay at Carolina	4:00
Pittsburgh at Philadelphia	1:00	Tennessee at Baltimore	1:00
San Diego at San Francisco	1:00	Jacksonville at Buffalo	1:00
Tampa Bay at Chicago	12:00	Kansas City at San Diego	1:00
New York Giants at Washington	8:00	Philadelphia at Atlanta	1:00
MONDAY, NOVEMBER 24		Seattle at Oakland	1:00
Oakland at Denver	7:00	Tampa Bay at New York Jets	1:00
THURSDAY, NOVEMBER 27 (14TH WEEKEND)		Chicago at St. Louis	7:00
Chicago at Detroit	12:30	MONDAY, DECEMBER 15	
Tennessee at Dallas	3:00	Denver at San Francisco	6:00
SUNDAY, NOVEMBER 30 (NBC)		SATURDAY, DECEMBER 20 (17TH WEEKEND)	
INDIANAPOLIS AT NEW ENGLAND	1:00	Buffalo at Green Bay	11:30
Atlanta at Seattle	1:00	St. Louis at Carolina	4:00
Baltimore at Jacksonville	1:00	SUNDAY, DECEMBER 21 (NBC)	
Cincinnati at Philadelphia	1:00	INDIANAPOLIS AT MINNESOTA	12:00
Miami at Oakland	1:00	Atlanta at Arizona	2:00
New Orleans at Carolina	1:00	Baltimore at Cincinnati	1:00
New York Jets at Buffalo	1:00	Chicago at Tampa Bay	1:00
Pittsburgh at Arizona	2:00	Jacksonville at Oakland	1:00
St. Louis at Washington	1:00	New Orleans at Kansas City	12:00
San Francisco at Kansas City	12:00	New York Giants at Dallas	12:00
Tampa Bay at New York Giants	4:00	New York Jets at Detroit	4:00
Denver at San Diego	5:00	Philadelphia at Washington	1:00
MONDAY, DECEMBER 1		Pittsburgh at Tennessee	12:00
Green Bay at Minnesota	8:00	San Diego at Denver	2:00
THURSDAY, DECEMBER 4 (15TH WEEKEND)		San Francisco at Seattle	5:00
Tennessee at Cincinnati	8:00	MONDAY, DECEMBER 22	
SUNDAY, DECEMBER 7 (FOX)		New England at Miami	9:00
INDIANAPOLIS AT NEW YORK JETS	4:00		



Life is a SPORT.
DRINK it.



Lemon-Lime

Gatorade

Thirst

Quencher

©1997 S-VC