

2010 PRO BOWL 1ST ALTERNATE
MONTELL OWENS

2010 PRO BOWL QUARTERBACK
DAVID GARRARD

DEFENSIVE TACKLE
TERRANCE KNIGHTON

2010 PRO BOWL RUNNING BACK
MAURICE JONES-DREW

JACKSONVILLE

JAGUARS

2009 SEASON IN REVIEW

HEAD COACH
JACK DEL RIO

JACKSONVILLE JAGUARS

2009 SEASON IN REVIEW

TABLE OF CONTENTS

Schedule/Important Dates	1
2009 AFC South Standings.....	2
2010 NFL Draft.....	2
2010 Jaguars schedule	2
Jaguars among 2009 NFL Leaders.....	3
Individual career-high numbers	3
Jaguars/NFL 2009 statistical comparison.....	4
Injury Report/Honor Roll.....	4
2009 Individual Leaders.....	4
Head coach Jack Del Rio	5-6
2009 game-by-game summary.....	7
Team notes.....	8-10
Notes on running back Maurice Jones-Drew	11-16
Notes on quarterback David Garrard.....	17-19
Rookie wide receiver Mike Thomas	19
Notes on wide receiver Mike Sims-Walker	20
Closer look at the tight ends	21
Notes on wide receiver Torry Holt.....	22-23
Notes on defensive players	24-25
Closer look at the Jaguars special teams	26-27
Rookies take leading role in 2009.....	28-29
Closer look at the roster.....	30-31
Position-by-position breakdown	32-33
Jaguars roster tidbits.....	34-35
Career leaders.....	36
Jaguars record under Jack Del Rio when.....	37

JACKSONVILLE JAGUARS

CONTACT: Ryan Robinson, Alisa Abbott,
Renzo Sheppard, Dan Edwards
(904) 633-6590 FAX (904) 633-6055



NEWS RELEASE

February 1, 2010

2009 REGULAR SEASON RESULTS

Sept. 13	at Indianapolis	1:00	L, 12-14
Sept. 20	ARIZONA	1:00	L, 17-31
Sept. 27	at Houston	1:00	W, 31-24
Oct. 4	TENNESSEE	1:00	W, 37-17
Oct. 11	at Seattle	4:15	L, 0-41
Oct. 18	ST. LOUIS	1:00	W, 23-20(OT)
Oct. 25	OPEN DATE		
Nov. 1	at Tennessee	4:05	L, 13-30
Nov. 8	KANSAS CITY	1:00	W, 24-21
Nov. 15	at New York Jets	1:00	W, 24-22
Nov. 22	BUFFALO	1:00	W, 18-15
Nov. 29	at San Francisco	4:05	L, 3-20
Dec. 6	HOUSTON	1:00	W, 23-18
Dec. 13	MIAMI	1:00	L, 10-14
Dec. 17	INDIANAPOLIS	8:20	L, 31-35
Dec. 27	at New England	1:00	L, 7-35
Jan. 3	at Cleveland	1:00	L, 17-23

HOME GAMES IN CAPS

IMPORTANT DATES

January 30	Senior Bowl in Mobile, Alabama
January 31	Pro Bowl in South Florida
February 7	Super Bowl XLIV, South Florida
February 11	First day clubs can designate Franchise or Transition Players
February 24 -	Scouting Combine in Indianapolis
March 2	
March 4	Deadline for teams to submit qualifying offers to their restricted free agents.
March 5	Free agency begins
March 21-24	NFL Annual Meeting, Orlando, FL
April 22-24	NFL Draft
May 24-26	NFL Spring Meeting, Dallas, TX
September 9-12	Regular season opens

SOCIAL MEDIA: The Jaguars utilize [Twitter](#) ([jaguarsinsider](#)), [Facebook](#) and [Text Messaging Alerts](#) to provide fans with timely information, an exclusive behind-the-scenes look at the organization and the opportunity to engage in conversations with players and coaches. Visit [jaguars.com/connect](#) for access.

TWO JAGUARS IN PRO BOWL: RB Maurice Jones-Drew was voted to his first Pro Bowl and QB David Garrard was added to the AFC roster to replace Indianapolis Colts QB Peyton Manning. It marks the ninth time in 15 seasons the franchise has had two players play in the Pro Bowl. Jones-Drew and Garrard are the second players at their respective positions to make the Pro Bowl in team history, joining Fred Taylor and Mark Brunell.

JAGUARS FINISH 7-9; 3-3 in AFC South Roster highlighted by 16 rookies

The Jaguars finished the 2009 season with a NFL-high 16 rookies on the roster and 32 new faces from a year ago. Despite the roster change, the Jaguars were not eliminated from the playoffs until the final weekend of the regular season. The Jaguars finished 5-3 at home and 3-3 in the AFC South.

The Jaguars were involved in 10 games decided by eight points or less, tied for the third-most in the NFL. The Jaguars won two games in the final seconds on game-winning field goals by Josh Scobee, and QB David Garrard engineered a last minute drive on Nov. 22 against Buffalo to earn a win.

Following an 0-2 start, the Jaguars won seven of their next 11 games including three of four division games. The Jaguars put together a season-high three-game winning streak in November with home wins over Kansas City and the Bills and a victory at the New York Jets. The Jaguars had a stretch of three straight home games in December against teams with a combined record of 25-11, the toughest three-game stretch in the NFL at the time. The month began with a win over Houston followed by back-to-back four-point losses to Miami and the Colts. The club finished the season with losses at New England and Cleveland.

The Jaguars selected nine players in the 2009 NFL Draft and all nine were on the roster during the season in addition to five undrafted rookies. Rookies combined to make 71 starts, the most in franchise history, and five rookies were in the starting lineup in five games including the last three weeks. The Jaguars' first five draft choices combined to make 64 starts: OT Eugene Monroe 13, OT Eben Britton 15, DT Terrance Knighton 16, CB Derek Cox 16, WR Mike Thomas 4. Knighton and Cox started every game, the first rookie duo to accomplish the feat in the same season, and rookie free agent linebacker Russell Allen made five starts including the last three games.

2009 TEAM/INDIVIDUAL HIGHLIGHTS

- The Jaguars ranked 18th in total offense (336.6) and 10th in rushing offense (126.8). The defense finished 23rd in the NFL (352.3). The Jaguars ranked tied for sixth in the AFC in turnover differential (+2), tied for 13th in the NFL.
- The Jaguars led the NFL for fewest penalties (70), the fewest in franchise history.
- The Jaguars ranked fourth in the NFL in third down conversions (45.1 pct.), the second-highest percentage in franchise history.
- The offense produced six plays of 60-plus yards, tied for the most in team history.
- RB Maurice Jones-Drew was named to the Pro Bowl for the first time after setting a single-season franchise record with 15 rushing touchdowns and posting career-high rushing totals. Jones-Drew ranked fourth in the NFL in rushing yards (1,391) and yards from scrimmage (1,765), tied for second in touchdowns (16) and tied for fifth with five 100-yard rushing games.
- LB Daryl Smith led the defense with 150 tackles, nine tackles for loss and tied for the team-lead with three forced fumbles.
- Montell Owens tied the franchise single-season record with 30 special teams tackles and was named a first alternate to the Pro Bowl.
- WR Mike Sims-Walker set a career-high with 63 receptions for 869 yards and seven touchdowns.
- Rookie CB Derek Cox led the team with five takeaways and four interceptions.
- In his third season as the starter, David Garrard posted three 300-yard passing games and two games with three touchdown passes. He has started 32 consecutive games, the most by a quarterback in franchise history.
- Rookie WR Mike Thomas set a franchise single-season record by a rookie with 48 receptions.



Jacksonville Jaguars • Jacksonville Municipal Stadium • Jacksonville, FL 32202

QUALITY EDUCATION FOR ALL
THE KEY TO JACKSONVILLE'S FUTURE

2009 AFC SOUTH STANDINGS

TEAM	W	L	T	PCT	PTS	OPP	HOME	AWAY	AFC	NFC	DIV
Indianapolis	14	2	0	.875	416	307	7-1	7-1	10-2	4-0	6-0
Houston	9	7	0	.563	388	333	4-4	5-3	6-6	3-1	1-5
Tennessee	8	8	0	.500	354	402	5-3	3-5	4-8	4-0	2-4
Jacksonville	7	9	0	.438	290	380	5-3	2-6	6-6	1-3	3-3

2009 REGULAR SEASON OPPONENTS

Three of the club's first four games were against AFC South opponents, including two on the road, and three of the first four came against 2008 playoff teams. The Jaguars played five games against 2009 playoff teams (Indianapolis twice, Arizona, N.Y. Jets, New England) and 10 games against teams that finished .500 or better.

The Jaguars observed their bye for the second consecutive season in week seven and won their fifth consecutive game before the open date. The Jaguars played two games on the west coast in 2009 with trips to Seattle (L, 41-0) and San Francisco (L, 3-20). It marked only the second time in franchise history (2004) the club had two road games against west coast opponents. The Jaguars played their first game in team history at Qwest Field in Seattle and the trip to San Francisco was the first in regular season in franchise history.

Opponent (Record)	Division Finish
at Indianapolis (14-2)*	1st, AFC South
vs. Arizona (10-6)*	1st, NFC West
at Houston (9-7)	2nd, AFC South
vs. Tennessee (8-8)	3rd, AFC South
at Seattle (5-11)	3rd, NFC West
vs. St. Louis (1-15)	4th, NFC West
vs. Kansas City (4-12)	4th, AFC West
at N.Y. Jets (9-7)*	2nd, AFC East
vs. Buffalo (6-10)	4th, AFC East
at San Francisco (8-8)	2nd, NFC West
vs. Miami (7-9)	3rd, AFC East
at New England (10-6)*	1st, AFC East
at Cleveland (5-11)	4th, AFC North

*Advanced to postseason
2009 regular season record of opponents: 127-129 (.496 pct.)

2010 SCHEDULE

HOME GAMES	2009 RECORD
Indianapolis Colts*	14-2
Houston Texans	9-7
Tennessee Titans	8-8
Denver Broncos	8-8
Oakland Raiders	5-11
Philadelphia Eagles*	11-5
Washington Redskins	4-12
AWAY GAMES	2009 RECORD
Indianapolis Colts*	14-2
Houston Texans	9-7
Tennessee Titans	8-8
Kansas City Chiefs	4-12
San Diego Chargers*	13-3
Dallas Cowboys*	11-5
New York Giants	8-8
Buffalo Bills	6-10

*Advanced to postseason

2010 NFL DRAFT

The Jaguars will have either the 10th or 11th pick in the 2010 NFL Draft depending on a coin flip that will be conducted at the NFL Scouting Combine in February. The NFL Draft will be a three-day event in 2010 with the first round on Thursday, April 22 at 7:30 p.m. EST. Rounds 2-3 are scheduled for Friday, April 23 at 6:30 p.m. EST, and rounds 4-7 will be held on Saturday, April 24 at 10:00 a.m. EST.

(A): The winner of the Super Bowl will select last and the other Super Bowl participant next-to-last.

The following is the draft order as of February 1, 2010 and is subject to change.

NO	TEAM	2009 RECORD	PCT.	SOS
1.	St. Louis	1-15	.063	.520
2.	Detroit	2-14	.125	.523
3.	Tampa Bay	3-13	.188	.555
4.	Washington	4-12	.492	.492
5.	Kansas City	4-12	.250	.516
6.	Seattle	5-11	.313	.477
7.	Cleveland	5-11	.313	.512
8.	Oakland	5-11	.313	.527
9.	Buffalo	6-10	.375	.516
10.	Denver (from Chicago)#	7-9	.438	.496
11.	Jacksonville#	7-9	.438	.496
12.	Miami	7-9	.438	.559
13.	San Francisco	8-8	.500	.477
14.	Seattle (from Denver)	8-8	.500	.527
15.	N.Y. Giants	8-8	.500	.535
16.	San Francisco (from Carolina)#	8-8	.500	.539
17.	Tennessee#	8-8	.500	.539
18.	Pittsburgh	9-7	.563	.488
19.	Atlanta#	9-7	.563	.504
20.	Houston#	9-7	.563	.504
21.	Cincinnati	10-6	.625	.492
22.	New England	10-6	.625	.516
23.	Green Bay	11-5	.688	.441
24.	Philadelphia	11-5	.688	.484
25.	Baltimore	9-7	.563	.523
26.	Arizona	10-6	.625	.445
27.	Dallas	11-5	.688	.488
28.	San Diego	13-3	.813	.453
29.	N.Y. Jets	9-7	.563	.516
30.	Minnesota	12-4	.750	.441
31.	New Orleans*	13-3	.813	.426
32.	Indianapolis*	14-2	.875	.473

#Subject to Coin Flip

*Subject to Playoffs

JAGUARS AMONG 2009 NFL LEADERS

<u>TEAM</u>	<u>AFC</u>	<u>NFL</u>
Turnover differential (+2)	T-6th	T-13th
Fewest penalties (70)	1st	1st
Fewest yards penalized (542)	1st	1st
Time of possession (30:08)	7th	13th
Fewest giveaways (23)	T-4th	T-7th

<u>OFFENSE</u>	<u>AFC</u>	<u>NFL</u>
Offense (336.6)	10th	18th
Rushing (126.8)	7th	10th
Passing (209.8)	8th	19th
Third down conversions (45.1 pct.)	3rd	4th
Yards per play (5.33)	8th	15th
Plays of 20-plus yards (56)	T-6th	T-14th
Rush plays of 10-plus yards (51)	T-7th	T-12th
Rush plays of 20-plus yards (12)	T-6th	T-12th
Rush plays of 50-plus yards (3)	T-3rd	T-4th
10 play drives (32)	4th	5th
Five-minute drives (27)	6th	8th

<u>DEFENSE</u>	<u>AFC</u>	<u>NFL</u>
Defense (352.3)	12th	23rd
Rushing Defense (116.4)	9th	19th
Passing Defense (235.9)	14th	27th
Interceptions (15)	T-9th	T-16th
Takeaways (25)	T-10th	T-19th

<u>MAURICE JONES-DREW</u>	<u>AFC</u>	<u>NFL</u>
Rushing yards (1,391)	3rd	4th
Yards from scrimmage (1,765)	3rd	4th
First downs (84)	2nd	3rd
Touchdowns (16)	T-1st	T-2nd
Rushing touchdowns (15)	1st	2nd
100-yard rushing games (5)	T-4th	T-5th
Rushes of 10-plus yards (26)	T-7th	T-12th
Rushes of 10-plus yards, TDs (5)	2nd	T-2nd
Rushes of 20-plus yards (8)	T-6th	T-11th
Rushes of 50-plus yards (3)	T-2nd	T-2nd

<u>DAVID GARRARD</u>	<u>AFC</u>	<u>NFL</u>
Passing attempts (516)	5th	9th
Completions (314)	8th	16th
Completion percentage (60.9)	8th	15th
Passing yards (3,597)	8th	16th
Touchdowns (15)	10th	22nd
Rating (83.5)	9th	17th
Completions of 20-plus yards (44)	T-5th	T-12th
Third down passer rating (88.5)	5th	10th

<u>MIKE SIMS-WALKER</u>	<u>AFC</u>	<u>NFL</u>
Receptions (63)	17th	T-35th
Receiving yards (869)	13th	31st
Receiving TDs (7)	T-9th	T-20th

<u>DEREK COX</u>	<u>AFC</u>	<u>NFL</u>
Takeaways (5)	T-9th	T-22nd
Interceptions (4)	T-10th	T-23rd

<u>JOSH SCOBEE</u>	<u>AFC</u>	<u>NFL</u>
Points (84)	13th	T-25th
Touchbacks (17)	T-4th	T-9th
Field goals of 50-plus yards (4)	3rd	T-4th

<u>ADAM PODLESH</u>	<u>AFC</u>	<u>NFL</u>
Net average (38.3)	9th	15th

INDIVIDUAL CAREER-HIGH NUMBERS IN 2009

<u>PLAYER</u>	<u>STATISTIC</u>
S Gerald Alexander	forced fumbles (3), fumble recovery (1), *interceptions (2)
CB Tyron Brackenkridge	games (16), starts (5), tackles (34), passes defended (6), tackles for loss (1), forced fumbles (2), special teams tackles (11)
LS Jeremy Cain	games (16), special teams tackles (9)
S Sean Considine	*interceptions (1), *passes defended (5)
DB Kennard Cox	games (4), special teams tackles (4)
LB Justin Durant	starts (13), tackles (135), *sacks (1.0), *interceptions (1), *forced fumble (1)
DT Atiyah Ellison	games (15), starts (6), tackles (28), sacks (1.0), tackles for loss (2)
QB David Garrard	*games (16), *starts (16), rushes (77), rushing yards (323), *rushing TDs (3)
DE Quentin Groves	games (16), starts (7), tackles (34), INTs (1), tackles for loss (3), *forced fumble (1), special teams tackles (11)
DE Derrick Harvey	*games (16), starts (16), tackles (69), *tackles for loss (3)
DT John Henderson	*fumble recovery (1)
WR Nate Hughes	games (8), receptions (5), receiving yards (70), touchdowns (1)
LB Clint Ingram	*starts (12), fumble recovery (1)
LB Brian Iwuh	starts (2), tackles (38), tackles for loss (3)
RB Maurice Jones-Drew	*games (16), starts (16), rushes (312), rushing yards (1,391), rushing TDs (15), *touchdowns (16), 100-yard games (5), yards from scrimmage (1,765)
TE Mercedes Lewis	*games (16), *starts (16), receiving yards (518), yards per reception (16.2), *touchdowns (2)
G Vince Manuwai	*games (16), *starts (16)
CB Rashean Mathis	forced fumbles (2), *fumble recovery (1)
C Brad Meester	*games (16), *starts (16)
S Reggie Nelson	*games (16), tackles for loss (2), fumble recovery (1)
G/C Uche Nwaneri	*games (16)
FB Montell Owens	*games (16), *rushes (2), special teams tackles (30)
P Adam Podlesh	*games (16), punts (72), yards (3,017), net average (38.3), inside the 20 (23)
K Josh Scobee	*games (16), *50-plus FGs made (4)
S Anthony Smith	*interceptions (2), fumble recovery (1)
LB Daryl Smith	*games (16), *starts (16), *interceptions (1), tackles for loss (9), forced fumbles (3), *fumble recoveries (2)
DT Montavious Stanley	games (15), sacks (1.0), passes defended (3)
WR Mike Sims-Walker	games (15), starts (14), receptions (63), receiving yards (869), receiving TDs (7), 100-yard games (3)

*Tied career-high

Note: List does not include rookies

JAGUARS/NFL 2009 STATISTICAL COMPARISON

JAGUARS	CATEGORY	NFL
30:08	Average Time of Possession	30:00
70/542	Penalties/Yards	94.7/778.8
336.6	Off. Yards Per Game	335.1
126.8	Rushing Yards Per Game	116.7
209.8	Passing Yards Per Game	218.5
44/243	Times Sacked	34.4/220.8
26/13	Fumbles/Balls Lost	23.4/10.8
10	Had Intercepted	16.4
290/18.1	Points Scored/Average	343.5/21.5
34	Touchdowns Scored	39.0
352.3	Yards Allowed Per Game	335.1
116.4	Rushing Yards Allowed Per Game	116.7
235.9	Passing Yards Allowed Per Game	218.5
380/23.7	Points Allowed/Average	343.5/21.5
44	Touchdowns Allowed	39.0
14/79	QB Sacks	34.4/220.8
15	Interceptions	16.4
18/28	Field Goals/Attempts	24/29
72/41.9	Punts/Average	76.6/44.0

INJURY REPORT

The Jaguars finished the season with 10 players on injured reserve including five starters. **The Jaguars had eight players who started all 16 games (CB Derek Cox, QB David Garrard, DE Derrick Harvey, RB Maurice Jones-Drew, DT Terrance Knighton, G Vince Manuwai, C Brad Meester and LB Daryl Smith).** Here's the list of players who finished the season on injured reserve for the Jaguars in 2009:

- CB Don Carey - Claimed off waivers from Cleveland on Aug. 7 and placed on injured reserve (shoulder) on 9/1. Was a sixth-round pick of the Browns in the 2009 draft.
- WR Jarett Dillard - 2009 fifth-round pick suffered a season-ending ankle injury on 11/15 at the Jets. Played in six games and finished with six receptions for 106 yards.
- DL Atiyah Ellison - Suffered a season-ending knee injury on 12/27 at New England. Saw first NFL action in 2009 and started six of 15 games. Finished with 28 tackles, one sack and two tackles for loss.
- DE Reggie Hayward - Was lost for the season after breaking his left leg in the season-opener at Indianapolis. He was injured on the Colts final play (fourth-and-one) with 2:06 remaining in the game. Started 40 of 45 games for the Jaguars since 2005.
- LB Clint Ingram - Started 12 of the first 13 games before suffering a shoulder injury on 12/13 vs. Miami. Finished with 77 tackles, two for loss and one fumble recovery.
- FB/RB Greg Jones- Placed on injured reserve on 12/17 with an ankle injury suffered against Miami. Played in the first 13 games as the lead blocker for Maurice Jones-Drew.
- DL Rob Meier - Injured his shoulder during training camp and was placed on injured reserve on 9/5. Has played in 138 games with 49 starts for the Jaguars.
- LB Bryan Smith - Signed off the Rams practice squad on 9/28. Started two of six games for the Jaguars before injuring his shoulder on 11/22 against Buffalo. Finished with nine tackles.
- CB Scott Starks - Played in five of the first seven games and was placed on injured reserve on 11/7 with a hamstring injury.
- WR Troy Williamson - Suffered a shoulder injury in week two against Arizona and was placed on injured reserve on 9/23. He earned a starting job in the preseason.

2009 INDIVIDUAL LEADERS

Scoring96, Maurice Jones-Drew (16 TDs)
 Rushing yards1,391, Maurice Jones-Drew
 Rushing attempts312, Maurice Jones-Drew
 Rushing touchdowns . . .15, Maurice Jones-Drew
 Passing yards3,597, David Garrard
 Receptions63, Mike Sims-Walker
 Receiving yards869, Mike Sims-Walker
 Average per reception . .16.2, Marcedes Lewis (32-518)
 Receiving touchdowns . .7, Mike Sims-Walker
 Interceptions4, Derek Cox
 Tackles150, Daryl Smith
 Sacks3.0, John Henderson
 Passes defensed7, Rashean Mathis, Derek Cox
 Tackles for loss9, Daryl Smith
 Quarterback pressures .20, Derrick Harvey
 Forced fumbles3, Daryl Smith, Gerald Alexander
 Fumble recoveries2, Daryl Smith
 Special teams tackles . .30, Montell Owens
 Punting avg.41.9, Adam Podlesh (72 punts)
 Punt return avg.8.4, Mike Thomas (14 returns)
 KO return avg.24.8, Mike Thomas (26 returns)
 Field goals18/28 Josh Scobee

2009 HONOR ROLL

- **RB Maurice Jones-Drew** - Was voted to the Pro Bowl for first time in his career. Named one of three finalists for FedEx Ground Player of the Year. Named AFC Offensive Player of the Week and FedEx Ground Player of the Week following the Jaguars' 31-24 win at Houston on 9/27 when he finished with 119 rushing yards and three touchdowns on 23 carries including a 61-yard touchdown run. Jones-Drew was named the club's recipient of the 2009 Walter Payton Man of the Year Award for his work in the community.
- **QB David Garrard** - Named to Pro Bowl for first time in his career.
- **DT Terrance Knighton** - Named to Pro Football Weekly All-Rookie Team, The Sporting News All-Rookie Team and Dallas Morning News NFL All-Rookie Team.
- **CB Derek Cox** - Named to Dallas Morning News NFL All-Rookie Team.
- **LB Justin Durant** - Named the AFC Defensive Player of the Week for the first time in his career following the Jaguars 23-18 win over Houston on 12/6. He recorded eight tackles, one sack, one interception and two quarterback pressures against the Texans.
- **TE Marcedes Lewis** - Named the Jacksonville Jaguars/Morgan Stanley Smith Barney Community Leader of the Year.
- **WR Mike Sims-Walker** - One of five finalists for the 2009 VIZIO TOP VALUE PERFORMER Award. For the past two seasons, VIZIO, has recognized the professional football player who has performed above and beyond expectations, relative to his contract, with its groundbreaking VIZIO TOP VALUE PERFORMER award.
- Former Jaguars offensive tackle **Richard Collier** - Voted the 2009 Ed Block Courage Award winner by his teammates. The award is presented to a player from each team who exemplifies a commitment to the principles of sportsmanship and courage and serves as a role model in the community. Collier was paralyzed from the waist down in an off the field incident in 2008 and continues to receive ongoing medical care.

HEAD COACH JACK DEL RIO

DEL RIO COMPLETES 7TH SEASON AS HEAD COACH:

Jack Del Rio completed his seventh season as the Jaguars' head coach with a regular season record of 57-55. Del Rio was named to the post on January 17, 2003, becoming the second head coach in Jaguars history.

He is one of just 11 current NFL head coaches to earn 50 wins. In 2007, the Jaguars posted an 11-5 regular season record to earn the second playoff berth in three years, in addition to the franchise's first playoff win since the 1999 season. The Jaguars are one of only seven teams to rank in the top 13 in both offense and defense since 2003.

Del Rio completed his 24th year in the NFL, his 13th as a coach. Del Rio spent 11 years as an NFL linebacker and had a standout college career at the University of Southern California. He previously coached in New Orleans (1997-98), Baltimore (1999-2001), and Carolina (2002). He was the Panthers' defensive coordinator, and in his only season with the club the defense improved from last in the NFL to second, the biggest one-season defensive improvement in NFL history. Del Rio was the linebackers coach for three seasons in Baltimore, where the Ravens' defense also ranked second each season. He helped the team win Super Bowl XXXV over the New York Giants and coached the Ravens' talented linebackers, overseeing the development of Peter Bouliware, Jamie Sharper and Ray Lewis, the NFL's Defensive Player of the Year in 2000 and the MVP of Super Bowl XXXV. Prior to coaching, Del Rio played 11 seasons in the NFL, with New Orleans (1985-86), Kansas City (1987-88), Dallas (1989-1991) and Minnesota (1992-95), playing in the Pro Bowl following the 1994 season.

Del Rio was a starter at linebacker for Southern California (1981-84), where he earned All-America honors, was a runner-up for the Lombardi Award and co-MVP of the 1985 Rose Bowl. Del Rio is one of three NFL head coaches (Jeff Fisher, Mike Holmgren) who graduated from USC. Del Rio has learned from some of the best coaches in all of football. He was recruited to USC and played for John Robinson, and in the NFL he played under Bum Phillips, Jim Mora, Jimmy Johnson and Dennis Green. As an assistant coach, he has worked for Hall of Famer Mike Ditka and Super Bowl winner Brian Billick, as well as Super Bowl participant John Fox. Among other notable coaches Del Rio has worked with are Dom Capers, Tony Dungy, Dave Wannstedt, Monte Kiffin, Mike Tice, Tom Moore, Norv Turner and Butch Davis. Drafted by baseball's Toronto Blue Jays, Del Rio batted .340 while playing catcher on USC's baseball team in 1983 and 1984 with future stars Randy Johnson and Mark McGwire. He was a third-round choice by the New Orleans Saints in 1985 and was named to the NFL's All-Rookie team.

NFL HEAD COACHES WITH NFL PLAYING EXPERIENCE:

Jack Del Rio had the second-longest playing tenure in the NFL among the league's seven current head coaches who played in the NFL. Del Rio played 11 seasons in the NFL with New Orleans (1985-86), Kansas City (1987-88), Dallas (1989-91) and Minnesota (1992-95). Here are the seven current head coaches with NFL playing experience:

COACH	YEARS IN NFL
Mike Singletary	12
Jack Del Rio	11
Gary Kubiak	9
Ken Whisenhunt	9
Jeff Fisher	5
Sean Payton	1
Tom Cable	1

JAGUARS RANK AMONG NFL'S BEST UNDER DEL RIO FROM 2003-09

DEFENSIVE RANKINGS

Category		AFC	NFL
Total Yards	311.9	4th	8th
Total Points	19.7	6th	9th
Rushing Yards	102.9	4th	6th
Rushing TDs	75	4th	T-5th
Rushes of 10-plus yards	274	4th	5th
Average rush	3.8	3rd	3rd

OFFENSIVE RANKINGS

Category		AFC	NFL
Total Yards	331.7	6th	13th
Rushing Yards	130.5	2nd	3rd
Fewest Giveaways	161	4th	4th
Fewest Interceptions	79	1st	1st
Total Rushes	3,337	5th	6th
Rushes of 10-plus yards	406	1st	3rd
Rushing TDs	117	3rd	T-3rd

DEL RIO'S BACKGROUND

COACHING EXPERIENCE 13th NFL Season, 7th with Jaguars

TEAM	YEAR	REG. SEASON RECORD	PLAYOFF RECORD	NFL DEF. RANK
New Orleans				
LBs Coach	1998	6-10	---	26th
Baltimore				
LBs Coach	1999	8-8	---	2nd
LBs Coach	2000	12-4	4-0	2nd
LBs Coach	2001	10-6	1-1	2nd
Carolina				
Def. Coord.	2002	7-9	---	2nd
Jacksonville				
Head Coach	2003	5-11	---	6th
Head Coach	2004	9-7	---	11th
Head Coach	2005	12-4	0-1	6th
Head Coach	2006	8-8	---	2nd
Head Coach	2007	11-5	1-1	12th
Head Coach	2008	5-11	---	17th
Head Coach	2009	7-9	---	23rd

DEL RIO AMONG LONGEST TENURED NFL COACHES:

Jaguars head coach Jack Del Rio is tied with Cincinnati's Marvin Lewis for fifth place among the longest active continuously tenured head coaches with the same team in the NFL. Here's the list:

RK	HEAD COACH	FULL SEASONS	POSTSEASON APPEARANCES
1.	Jeff Fisher, Ten.*	15 (1995-2009)	6
2.	Andy Reid, Phi.	11 (1999-2009)	8
3.	Bill Belichick, N.E.	10 (2000-09)	7
4.	John Fox, Car.	8 (2002-09)	3
5.	Jack Del Rio, Jax.	7 (2003-09)	2
	Marvin Lewis, Cin.	7 (2003-09)	2

*Fisher was the Oilers' head coach for the final six games of the 1994 season.

PRO BOWL PLAYERS COACHED BY DEL RIO

Jaguars head coach Jack Del Rio has coached nine different players who have made a total of 14 Pro Bowl appearances during his stint as a position coach, coordinator and head coach.

PLAYER	POSITION	PRO BOWLS	YEARS
Peter Bouliware, Balt.	LB	1	1999
Ray Lewis, Balt.	LB	3	1999-2001
Kris Jenkins, Car.	DT	1	2002
Marcus Stroud, Jax.	DT	3	2003-05
John Henderson, Jax.	DT	2	2004, '06
Rashean Mathis, Jax.	CB	1	2006
Fred Taylor, Jax.	RB	1	2007
Maurice Jones-Drew, Jax.	RB	1	2009
David Garrard, Jax.	QB	1	2009

PROTECTING HOME TURF

The Jaguars own a 34-22 home mark under head coach Jack Del Rio including a 5-3 mark in 2009. The club has posted a .500 record or above at home in six of the seven seasons under Del Rio including three 6-2 marks. The Jaguars have posted six-plus home wins in seven of their 15 seasons.

YEAR	WINS	LOSSES
2003	5	3
2004	4	4
2005	6	2
2006	6	2
2007	6	2
2008	2	6
2009	5	3
TOTALS	34	22

2010 JAGUARS COACHING STAFF

Jack Del RioHead Coach

OFFENSE

Dirk KoetterOffensive Coordinator
 Johnny Cox*Quality Control/Offense
 Andy HeckOffensive Line
 Todd MonkenWide Receivers
 Mike ShulaQuarterbacks

DEFENSE

Mel Tucker*Defensive Coordinator
 Mark DuffnerLinebackers
 Thom KaumeyerAsst. Defensive Backs
 Cory Undlin*Defensive Assistant

SPECIAL TEAMS

Russ Purnell*Special Teams Coordinator
 Nate KaczorAsst. Special Teams

STRENGTH AND CONDITIONING

Luke Richesson*Strength and Conditioning
 Jason George*Asst. Strength and Conditioning

*Completed first year with Jaguars

CHALLENGING THE CALL: Head Coach Jack Del Rio challenged six plays in 2009 and had two overturned (33.3 pct.). There were 121 total replay booth challenges in the NFL in 2009 with 40 overturned (33.1 pct.).

JAGUARS RANK AMONG NFL'S BEST: The Jaguars own a 43-37 record the last five seasons, tied for the 13th-best in the NFL. In addition, the club has made two postseason appearances (2005, 2007), the fourth-most in the NFL during that span. There have been 11 NFL teams with one or fewer postseason appearances in the last five seasons. Here's a look at the NFL's top records from 2005-09.

TOP NFL RECORDS FROM 2005-09

RK	TEAM	RECORD
1.	Indianapolis Colts	65-15
2.	New England Patriots	59-21
3.	San Diego Chargers	55-25
4.	Dallas Cowboys	51-29
5.	Pittsburgh Steelers	50-30
6.	New York Giants	49-31
7.	Chicago Bears	47-33
8.	Carolina Panthers	46-34
9.	Denver Broncos	45-35
	Minnesota Vikings	45-35
11.	Philadelphia Eagles	44-35-1
12.	Baltimore Ravens	44-36
13.	Jacksonville Jaguars	43-37
	Tennessee Titans	43-37
15.	Green Bay Packers	42-38

JAGUARS IN NFC PLAY: The Jaguars own a 17-11 mark against the NFC under head coach Jack Del Rio since 2003 with a 12-2 mark at home. Here's a look at the Jaguars' record in interconference play since 1995:

JAGUARS RECORD IN INTERCONFERENCE PLAY

YEAR	DIVISION	OVERALL	HOME	AWAY
1995	NFC Central	0-4	0-2	0-2
1996	NFC West	2-2	2-0	0-2
1997	NFC East	2-2	2-0	0-2
1998	NFC Central	3-1	2-0	1-1
1999	NFC West	4-0	2-0	2-0
2000	NFC East	2-2	1-1	1-1
2001	NFC Central	1-2	0-1	1-1
2002	NFC East	2-2	2-0	0-2
2003	NFC South	2-2	2-0	0-2
2004	NFC North	3-1	2-0	1-1
2005	NFC West	3-1	2-0	1-1
2006	NFC East	3-1	2-0	1-1
2007	NFC South	3-1	2-0	1-1
2008	NFC North	2-2	1-1	1-1
2009	NFC West	1-3	1-1	0-2
TOTALS		33-26	23-6	10-20

UNDER THE LIGHTS: The Jaguars have played in 27 nationally televised prime time games in their 15 seasons, at least one each season, with a record of 13-14 including a 4-6 mark under head coach Jack Del Rio. The Jaguars are 11-9 in nationally televised prime time games at home including a 35-31 loss to Indianapolis on NFL Network in week 15 this season.

2009 GAME-BY-GAME SUMMARY

WEEK ONE: Sept. 13 at Indianapolis (L, 12-14)

RECAP: The Jaguars had four rookies in the starting lineup and had an opportunity in the final minute to win the game but were stopped on fourth down. Maurice Jones-Drew registered 123 yards from scrimmage and the Jaguars defense forced two turnovers, an interception by rookie Derek Cox and a fumble recovery by Cox.

WEEK TWO: Sept. 20 vs. Arizona (L, 17-31)

RECAP: David Garrard threw for 282 yards and two touchdowns and led an offense that amassed 367 yards but it wasn't enough in the Jaguars home opener. The Cardinals built a 24-3 halftime lead on two Jaguars fumbles and a blocked field goal.

WEEK THREE: Sept. 27 at Houston (W, 31-24)

RECAP: Maurice Jones-Drew scored three of the club's four touchdowns including a 61-yard run as the Jaguars picked up their first win at Reliant Stadium since 2005. LB Daryl Smith forced a fumble on Texans RB Chris Brown at the goal line with a little over two minutes remaining and recovered in the end zone to seal the victory. The Jaguars registered 399 yards of offense including 185 rushing yards.

WEEK FOUR: Oct. 4 vs. Tennessee (W, 37-17)

RECAP: David Garrard threw for 323 yards and three touchdowns, directing an offense to 442 total yards, as the Jaguars won their second straight division game. The Jaguars scored on five of their first seven possessions to take a 27-3 halftime lead. WR Mike Sims-Walker led the club with seven receptions for 91 yards and two touchdowns.

WEEK FIVE: Oct. 11 at Seattle (L, 0-41)

RECAP: The Jaguars were shut out for only the third time in team history and first time since 2004 as they played their first ever game at Qwest Field. The Jaguars held the Seahawks to six points on their first five possessions but the Seahawks scored on four of their next five drives.

WEEK SIX: Oct. 18 vs. St. Louis (W, 23-20, OT)

RECAP: Josh Scobee hit a 36-yard field goal on the first possession of overtime as the Jaguars rallied to improve to 3-3. David Garrard threw for a career-high 335 yards as the offense produced 492 yards. Maurice Jones-Drew rushed for 133 yards and scored all three of the club's touchdowns. The Jaguars had a 300-yard passer, a 100-yard rusher and two 100-yard receivers (Mike-Sims-Walker, 120; Torry Holt, 101) in the same game for only the third time in franchise history.

WEEK SEVEN: Open date

WEEK EIGHT: Nov. 1 at Tennessee (L, 13-30)

RECAP: Two of the NFL's best running backs were on display as the teams combined for 522 rushing yards and a NFL-record four rushing touchdowns of 50-plus yards. Maurice Jones-Drew finished with 177 yards including touchdown runs of 80 and 79 yards while Tennessee's Chris Johnson had 228 yards on the ground with touchdowns runs of 52 and 89 yards. Jones-Drew became only the third player in NFL history with two rushing touchdowns of 75-plus yards in the same game.

WEEK NINE: Nov. 8 vs. Kansas City (W, 24-21)

RECAP: WR Mike Sims-Walker had a career-high 147 receiving yards including a 61-yard touchdown reception to help the Jaguars outgain the Chiefs 426 to 301. LB Daryl Smith had 1.5 sacks and the Jaguars held the Chiefs to only 60 rushing yards.

WEEK 10: Nov. 15 at New York Jets (W, 24-22)

RECAP: Trailing by one, David Garrard led the club on a 12-play, 80-yard drive to set up a 21-yard game-winning field goal by Josh Scobee as time expired. Rashean Mathis and Quentin Groves both had interceptions and the Jaguars held the NFL's top-ranked rushing offense to only 110 yards and 3.8 yards a carry. Maurice Jones-Drew finished with 123 rushing yards including a 33-yard touchdown run.

WEEK 11: Nov. 22 vs. Buffalo (W, 18-15)

RECAP: The Jaguars claimed their third consecutive win to improve to 6-4 as David Garrard found Mike Sims-Walker with a three-yard touchdown pass with 56 seconds remaining in the game. The Jaguars had two interceptions including one by S Anthony Smith of Ryan Fitzpatrick on the Bills' final drive to seal the victory.

WEEK 12: Nov. 29 at San Francisco (L, 3-20)

RECAP: Playing their second game of the season on the west coast, the Jaguars couldn't overcome two turnovers, both in the red zone, and two missed field goals. The Jaguars outgained the 49ers 357 to 284. David Garrard recorded his third 300-yard passing game of the season as he finished with 307 yards.

WEEK 13: Dec. 6 vs. Houston (W, 23-18)

RECAP: The Jaguars returned home to pick up their seventh win of the season and third in the division. In the first of three straight home games, the Jaguars had a season-high three interceptions and added two sacks. Josh Scobee connected on field goals from 51, 46 and 24 yards and David Garrard had touchdown passes to Nate Hughes (35 yards) and Ernest Wilford (4 yards).

WEEK 14: Dec. 13 vs. Miami (L, 10-14)

RECAP: The Jaguars forced four fumbles, recovered two, and had one interception but couldn't overcome a 14-0 halftime deficit. The Jaguars managed only 82 yards in the first half. The Jaguars had a chance late to pull out the win, but David Garrard was stuffed on a fourth-and-three run at the Dolphins 46-yard line.

WEEK 15: Dec. 17 vs. Indianapolis (L, 31-35)

RECAP: Playing their second game in a five-day stretch, the Jaguars went toe-to-toe with one of the NFL's two undefeated teams but suffered a four-point loss on Thursday Night Football on NFL Network. The teams combined for 714 total yards and nine touchdowns. David Garrard tied his career-high with three touchdown passes and Maurice Jones-Drew finished with 110 rushing yards and two total touchdowns. The Jaguars obtained the ball with a little over three minutes remaining and Garrard hit on his first two passes to move the ball to the Colts 47-yard line at the two-minute warning before he was intercepted by Jacob Lacey.

WEEK 16: Dec. 27 at New England (L, 7-35)

RECAP: The Patriots built a 28-0 halftime lead and never looked back as Tom Brady threw four touchdown passes, three to Randy Moss. The Jaguars scored their only touchdown on a two-yard run by David Garrard early in the fourth quarter.

WEEK 17: Jan. 3 at Cleveland (L, 17-23)

RECAP: With the wind chill minus-one, the Jaguars concluded the season with a loss at Cleveland. The Jaguars started six rookies and were without several starters due to injuries including TE Marcedes Lewis, WR Torry Holt and CB Rashean Mathis. David Garrard had two touchdown passes, both to rookie tight end Zach Miller (6 and 15 yards). Rookie DT Terrance Knighton had a team-high four tackles for loss and LB Daryl Smith led the club with 15 tackles.

TEAM NOTES

CARDIAC CATS: Six of the Jaguars' seven wins were decided by seven points or less including four wins by three points or less. The Jaguars won two games in the final seconds on game-winning field goals by Josh Scobee, and QB David Garrard engineered a 12-play, 68-yard drive on Nov. 22 against Buffalo to earn a win. The Jaguars were involved in five games (4-1 record) decided by three points or less and 10 games decided by eight points or less, both tied for the third-most in the NFL.

STAYING DISCIPLINED: The Jaguars led the NFL in fewest penalties called (78) and accepted (70). The 70 penalties were the fewest in franchise history, as were the 542 penalty yards. They had four or fewer penalties in nine games. The offense had the third-fewest penalties (34) in the NFL. Defensively, the Jaguars were the only team to not have a pass interference penalty.

JAGUARS FEWEST PENALTIES IN FRANCHISE HISTORY

RK	YEAR	PENALTIES
1.	2009	70
2.	2007	76
3.	2002	89

JAGUARS FEWEST PENALTY YARDS IN FRANCHISE HISTORY

RK	YEAR	YARDS
1.	2009	542
2.	2007	594
3.	2002	685

PICKING UP THE FIRST DOWN: The Jaguars converted 45.1 percent (102 of 226) on third down this season, the fourth-highest percentage in the NFL and second-highest in franchise history (45.7, 2007).

2009 NFL THIRD DOWN CONVERSIONS

RK	TEAM	PCT. (Conv.-Att.)
1.	Indianapolis Colts	49.2 (95-193)
2.	Miami Dolphins	49.0 (120-245)
3.	Green Bay Packers	47.0 (103-219)
4.	Jacksonville Jaguars	45.1 (102-226)
5.	Minnesota Vikings	44.8 (100-223)

SCORING VIA THE RUSH: The Jaguars ranked tied for fourth in the AFC and tied for sixth in the NFL with 19 rushing touchdowns. The Jaguars finished with a season-high four rushing touchdowns on 9/27 at Houston, one of only seven teams in the NFL in 2009 to have four-plus rushing touchdowns in a game.

TURNOVER DIFFERENTIAL

For the 10th time in 15 seasons, the Jaguars finished with a positive turnover differential (plus-two). The Jaguars were even or won the turnover differential in eight of 16 games. The plus-two turnover differential ranked tied for sixth in the AFC and tied for 13th in the NFL. Here's the list:

AFC 2009 TURNOVER DIFFERENTIAL

RK	TEAM	DIFF	INTS	FUM	GIVE
1.	Baltimore Ravens*	+10	22	10	22
2.	San Diego Chargers*	+8	14	11	17
3.	Denver Broncos	+7	17	13	23
4.	New England Patriots*	+6	18	10	22
5.	Buffalo Bills	+3	28	5	30
6.	Jacksonville Jaguars	+2	15	10	23
	Indianapolis Colts*	+2	16	10	24

*Advanced to postseason

POUNDRING THE ROCK

The Jaguars ranked seventh in the AFC, 10th in the NFL, with 126.8 rushing yards per game. The Jaguars rushed for 100-plus yards in 11 of 16 games including a season-high 217 on 11/1 at Tennessee.

The Jaguars finished with 2,029 yards on the ground, the eighth time in the franchise's 15-year history they went over 2,000-plus rushing yards.

2009 MOST NFL RUSHING YARDS

RK	TEAM	AVERAGE PER GAME
1.	New York Jets	172.3
2.	Tennessee Titans	162.0
3.	Carolina Panthers	156.1
4.	Miami Dolphins	139.4
5.	Baltimore Ravens	137.5
6.	New Orleans Saints	131.6
7.	Dallas Cowboys	131.4
8.	Cleveland Browns	130.4
9.	Cincinnati Bengals	128.5
10.	Jacksonville Jaguars	126.8

2009 HIGHEST NFL AVERAGE PER RUSH

RK	TEAM	AVERAGE PER RUSH
1.	Tennessee Titans	5.2
2.	Dallas Cowboys	4.8
	Carolina Panthers	4.8
4.	Baltimore Ravens	4.7
5.	Jacksonville Jaguars	4.5
	New York Jets	4.5
	New Orleans Saints	4.5

TAKING CARE OF THE BALL: The Jaguars ranked tied for seventh in the NFL with 23 giveaways (10 interceptions, 13 fumbles lost). The 10 interceptions were tied with San Diego for the fewest in the AFC and tied for the fourth-fewest in the NFL.

2009 NFL FEWEST GIVEAWAYS

RK	TEAM	GIVE (INTs.-Fum.)
1.	Green Bay Packers	16 (8-8)
2.	San Diego Chargers	17 (10-7)
3.	Minnesota Vikings	18 (7-11)
4.	Dallas Cowboys	19 (9-10)
5.	Baltimore Ravens	22 (13-9)
	New England Patriots	22 (13-9)
7.	Jacksonville Jaguars	23 (10-13)
	Denver Broncos	23 (13-10)
	Philadelphia Eagles	23 (13-10)

FOUR DOWN TERRITORY: The Jaguars lead the NFL in fourth down attempts from 2003-09, converting 79 of 146 attempts (54.1 pct.). The Jaguars led the NFL in 2007 and 2008, converting 14 of 24 attempts (58.3) in 2008 and 19 of 33 attempts in 2007. The 33 attempts are the most in the NFL since 1996 when New England had 34 attempts. This season the team was 12 of 21 on fourth down, tied for the ninth-most attempts in the NFL.

DID YOU KNOW?: According to NFL GSIS, the Jaguars led the NFL with 250 rushing plays up the middle for a 4.27 average. In addition, the Jaguars led the NFL with 49 pass plays deep down the middle of the field.

TEAM NOTES

OFFENSE THRIVES UNDER DIRK KOETTER

The Jaguars rank among the NFL's best in offense the last three seasons under offensive coordinator **Dirk Koetter**. A former head coach at Arizona State, Koetter joined the Jaguars in 2007.

In his first season with the Jaguars, Koetter directed a record-breaking season by the offense. The Jaguars set a franchise single-season record for points (411, 25.7 avg.), touchdowns (50), touchdown passes (28) and yards per play (5.6). The Jaguars ranked seventh in total offense (357.4), tied for the second-highest ranking in team history.

The Jaguars produced 400-plus yards of offense in three games this season including a season-high 492 on 10/18 vs. St. Louis. The Jaguars have registered 400-plus yards of offense in 22 games since 2003 with 13 coming the last three seasons under Koetter.

The Jaguars converted 45.1 percent on third down in 2009, the second-highest percentage in franchise history. The Jaguars set the franchise-record in 2007 under Koetter with a 45.7 conversion percentage in his first season.

The Jaguars rank sixth in the AFC from 2007-09 with an average of 337.7 yards per game and sixth with 112 total offensive touchdowns.

AFC TOP OFFENSES FROM 2007-09

RK	TEAM	TOTAL	RUSH	PASS
1.	New England Patriots	391.3	126.0	265.3
2.	Houston Texans	366.2	102.2	264.0
3.	Denver Broncos	361.2	117.8	243.4
4.	Indianapolis Colts	352.4	89.0	263.4
5.	San Diego Chargers	341.4	108.1	233.3
6.	Jacksonville Jaguars	337.7	129.0	208.7

AFC 2007-09 MOST OFFENSIVE TDs (Rushing/Passing)

RK	TEAM	TDs	RUSH	PASS
1.	New England Patriots	156	57	99
2.	Indianapolis Colts	141	48	93
3.	San Diego Chargers	134	49	85
4.	Pittsburgh Steelers	116	35	81
5.	Houston Texans	115	41	74
6.	Jacksonville Jaguars	112	54	58

OFFENSIVE RANKINGS UNDER KOETTER FROM 2007-09

Category		AFC	NFL
Total Yards	337.7	6th	13th
Rushing Yards	129.0	4th	7th
Rushes of 10-plus yards	165	3rd	6th
Average per rush	4.4	3rd	6th
Fewest Giveaways	68	4th	5th
Fewest Interceptions	31	1st	1st
Third down conversions	43.9	3rd	5th
Points per game	20.9	10th	19th
First downs	19.6	5th	10th

GETTING IN THE END ZONE: The Jaguars scored 34 touchdowns with 19 rushing and 15 passing. Nine different players scored touchdowns for the Jaguars. Maurice Jones-Drew tied for second in the NFL with 16 touchdowns while David Garrard threw for 15 (Mike Sims-Walker, 7; Mercedes Lewis, 2; Zach Miller, 2; Nate Hughes, 1; Ernest Wilford, 1; Mike Thomas, 1; Jones-Drew, 1) and also ran for three. Rookie RB Rashad Jennings had one rushing touchdown.

SPREADING THE WEALTH: QB David Garrard completed passes to 13 different receivers including five players with 30-plus receptions. The Jaguars were one of 12 NFL teams to have three different players with 50-plus receptions, joining Arizona, Atlanta, Baltimore, Chicago, Green Bay, Indianapolis, Minnesota, Philadelphia, San Francisco, Seattle and Pittsburgh.

20-PLUS POINTS EQUALS SUCCESS: The Jaguars have won 14 of the last 18 games when they score 20-plus points including a 6-1 mark this season. The Jaguars are 47-14 under head coach Jack Del Rio when they score 20-plus points. The Jaguars scored 31 points on 12/17 against Indianapolis and lost for the first time since 12/18/08 vs. Indianapolis when scoring 20 or more points.

HITTING THE BIG PLAY: The Jaguars recorded 56 plays of 20-plus yards (12 rushing, 44 passing), 21 of 30-plus yards and a NFL-high six of 60-plus yards. The Jaguars recorded their sixth play of 60-plus yards on 12/13 against Miami as David Garrard connected with Torry Holt on a 63-yard completion in the third quarter.

The six plays of 60-plus yards tied for the most in franchise history (6, 1998). The Jaguars had 29 passes of 25-plus yards, the fourth-most in a season in team history.

JAGUARS 2009 MOST RECEPTIONS OF 25-PLUS YARDS

RK	PLAYER	25-PLUS REC.
1.	Mike Sims-Walker	8
	Mercedes Lewis	8
3.	Torry Holt	5
4.	Mike Thomas	3
5.	Ernest Wilford	2

SWARMING THE BALL: The Jaguars had at least two takeaways in eight of 16 games. The Jaguars forced a season-high four fumbles, recovered two, and had an interception on 12/13 against Miami. Gerald Alexander and Anthony Smith had fumble recoveries and rookie CB Derek Cox registered his third interception of the season. The Jaguars recorded a season-high three interceptions on 12/6 against Houston with picks by Smith, Alexander and LB Justin Durant.

STOPPING THE RUN: The Jaguars allowed only three opposing 100-yard rushers in 2009 (Chris Johnson, Ricky Williams, Jerome Harrison), tied for the seventh-fewest in the NFL. Opponents recorded 100-plus rushing yards in only eight of 16 games.

GETTING SET ON DEFENSE: The Jaguars were 30th in the NFL in defense (380.1) five games into the season as they incorporated several new faces into the unit. In the final 11 games, the Jaguars had the NFL's 16th-best defense, allowing 339.5 yards per game.

The Jaguars had lineup changes with their defense throughout the season and started the same lineup in consecutive games only once, the second and third games of the season. Twenty one different players made starts on defense for the Jaguars including four rookies.

TEAM NOTES

HIGHEST AVERAGE IN NFL HISTORY: The Jaguars finished with a season-high 217 rushing yards on 16 carries (13.6 avg.) on 11/1 at Tennessee, the highest average per rush in the NFL since the 1970 merger. It marked the 19th time in team history and 12th time under head coach Jack Del Rio the club rushed for 200-plus yards. It was the first 200-plus yard rushing game since September 21, 2008 at Indianapolis (236 yards).

NFL HIGHEST SINGLE-GAME AVERAGE PER RUSH (Min. 10 att.)

RK	TEAM	AVG.	ATT-YARDS
1.	Jacksonville Jaguars, 11/1/09 at TEN	13.6	16-217
2.	Kansas City Chiefs, 11/23/08 vs. BUF	12.2	13-159
3.	Cincinnati Bengals, 10/22/00 vs. DEN	11.0	37-407
4.	Detroit Lions, 11/4/90 vs. WAS	9.6	17-164
5.	Tennessee Titans, 9/20/09 vs. HOU	9.6	25-240

FIRST TIME FOR EVERYTHING: The Jaguars game at Tennessee on 11/1 marked the first time in NFL history a game featured four rushing touchdowns of 50-plus yards. Maurice Jones-Drew had scoring runs of 80 and 79 yards while Tennessee's Chris Johnson had touchdown runs of 52 and 89 yards.

TRIPLE THREAT: On 10/18 vs. St. Louis, the Jaguars had a 300-yard passer (David Garrard, 335), two receivers with 100-plus receiving yards (Mike Sims-Walker, 120; Torry Holt, 101) and a 100-yard rusher (Maurice Jones-Drew, 133) in the same game for only the third time in franchise history and first time since 2000.

The Jaguars have had players surpass 100 yards rushing and 100 yards receiving in a game 19 times in 15 seasons and Jones-Drew was three rushing yards shy of accomplishing the feat on 11/8 against the Chiefs as he finished with 97 rushing yards. Here are the games when the Jaguars had two 100-yard receivers and a 100-yard rusher:

GAME	RUSHER	RECEIVERS
12/2/99 vs. PIT	James Stewart (145)	Jimmy Smith (124) Keenan McCardell (113)
11/12/00 vs. SEA	Fred Taylor (103)	Jimmy Smith (117) Keenan McCardell (156)
10/18/09 vs. STL	Maurice Jones-Drew (133)	Mike Sims-Walker (120) Torry Holt (101)

OFFENSE COMES ALIVE IN TWO-GAME STRETCH: The Jaguars averaged 459 yards of offense in back-to-back home games. The Jaguars had 492 total yards (166 rushing, 326 passing) on 10/18 vs. St. Louis and followed with 426 yards (173 rushing, 253 passing) on 11/8 against Kansas City. The 492 yards were the fourth-most in team history and most since 2000. The franchise record is 538 yards on October 20, 1996 at St. Louis. Additional notes:

■ Totaled 33 first downs (14 rushing, 15 passing, 4 penalty) against the Rams. The 33 first downs were the second-most in team history (36, 10/20/96 at St. Louis) and most in the NFL in 2009.

■ Controlled the ball for 42:12 against the Rams, the second-highest time of possession in franchise history (44:22, 12/17/06 at Ten.) and fifth-highest by a team in 2009.

■ The 173 rushing yards against the Chiefs were the third-most by the Jaguars this season (184, 9/27/09 at Houston). It marked the 24th game since 2006 with 150-plus rushing yards and the Jaguars own a 19-5 mark in those games.

■ The Jaguars converted 11 of 16 third downs against the Rams, tied for the third-most conversions in the NFL this season.

SUCCESS RUNNING THE BALL IN DIVISION PLAY: The Jaguars registered 100-plus rushing yards in all six AFC South games in 2009 including a season-high 217 on 11/1 at Tennessee. The club ranked fifth in the NFL with an average of 149.8 rushing yards per game in division play.

The Jaguars have totaled 100-plus rushing yards in 21 of the last 24 division games including 13 games with 139-plus rushing yards. The Jaguars lead the NFL in rushing yards in division games from 2006-09 with a 154.0 average and also lead with 103 rushes of 10-plus yards. Here's the list:

MOST RUSHING YARDS IN DIVISION GAMES FROM 2006-09

RK	TEAM	AVG.
1.	Jacksonville Jaguars (24 games)	154.0
2.	Tennessee Titans (24 games)	149.3
3.	Minnesota Vikings (24 games)	146.5
4.	San Diego Chargers (24 games)	144.0
5.	Carolina Panthers (24 games)	143.5

2009 MOST RUSHING YARDS IN DIVISION GAMES

RK	TEAM	AVG.
1.	Carolina Panthers (6 games)	185.5
2.	Tennessee Titans (6 games)	183.3
3.	New York Jets (6 games)	175.5
4.	Kansas City Chiefs (6 games)	155.2
5.	Jacksonville Jaguars (6 games)	149.8

JAGS AIM TO RUN ON THE ROAD

The Jaguars have stressed the importance of rushing the ball and that mantra carries over to road games. The Jaguars lead the NFL from 2005-09 with a 138.3-yard rushing average on the road. The Jaguars averaged 127.1 rushing yards per game in 2009 including five games with 100-plus rushing yards.

MOST RUSHING YARDS IN ROAD GAMES FROM 2005-09

RK	TEAM	AVG.
1.	Jacksonville Jaguars (40 games)	138.3
2.	Atlanta Falcons (40 games)	137.4
3.	Tennessee Titans (40 games)	134.3
4.	New York Giants (40 games)	133.8
5.	Carolina Panthers (40 games)	129.0

WEATHER COOPERATES FOR THE MOST PART: The Jaguars were fortunate in terms of the weather in 2009 although the season-finale against the Browns was the third-coldest game in franchise history. Fifteen of the club's 16 games were played in temperatures above 50 degrees including a season-high 83 degrees in week two at home against Arizona. The Jaguars won their only indoor game in week three at Houston, 31-24.

COLDEST GAMES IN FRANCHISE HISTORY

TEMPERATURE	DATE	OPPONENT	RESULT
9	12/17/00	at Chicago	L 14-17
12	12/19/04	at Green Bay	W 28-25
16	1/3/10	at Cleveland	L 17-23
19	12/7/08	at Chicago	L 23-10

MAURICE JONES-DREW NOTES

JONES-DREW NAMED TO PRO BOWL: RB Maurice Jones-Drew served as the lead running back in 2009 after sharing time with former RB Fred Taylor the previous three seasons. Jones-Drew, a second-round pick in 2006, started a career-high 16 games and was the only Jaguar named to the Pro Bowl.

Jones-Drew averaged 110.3 yards from scrimmage, leading the team in rushing yards (1,391), yards from scrimmage (1,765) and touchdowns (16). He ranked second with 53 receptions for 374 yards. He produced multiple touchdowns in four games including three touchdowns in two games (9/27 at HOU; 10/18 vs. STL).

FRANCHISE RECORD FOR RUSHING TOUCHDOWNS:

Maurice Jones-Drew set the franchise's single-season record for rushing touchdowns with 15. He set the mark with a three-yard rush on 12/17 against Indianapolis, surpassing Fred Taylor who had 14 rushing scores in 1998.

SINGLE-SEASON RUSHING TOUCHDOWNS

RK	PLAYER, YEAR	TDS
1.	Maurice Jones-Drew, 2009	15
2.	Fred Taylor, 1998	14
3.	James Stewart, 1999	13
	Maurice Jones-Drew, 2006	13

Jones-Drew was one away from tying the franchise single-season mark for touchdowns.

SINGLE-SEASON TOUCHDOWNS

RK	PLAYER, YEAR	TDS
1.	Fred Taylor, 1998	17 (14 rush, 3 rec.)
2.	Maurice Jones-Drew, 2009	16 (15 rush, 1 rec.)
	Maurice Jones-Drew, 2006	16 (13 rush, 2 rec., 1 ret.)
4.	Fred Taylor, 2000	14 (12 rush, 2 rec.)
	Maurice Jones-Drew, 2008	14 (12 rush, 2 rec.)

THIRD-MOST RUSHING YARDS: Maurice Jones-Drew surpassed 1,000 rushing yards in 2009 and joined Fred Taylor (7 seasons) as the only running backs in team history with a 1,000-yard rushing season. Jones-Drew finished with 1,391 yards on 312 carries, the third-most rushing yards in team history.

JAGUARS SINGLE-SEASON RUSHING LEADERS

RK	PLAYER, YEAR	YARDS (ATT)
1.	Fred Taylor, 2003	1,572 (345)
2.	Fred Taylor, 2000	1,399 (292)
3.	Maurice Jones-Drew, 2009	1,391 (312)
4.	Fred Taylor, 2002	1,314 (287)

CAREER RUSHING LEADERS

RK	PLAYER, YEARS	YARDS	ATT
1.	Fred Taylor, 1998-2008	11,271	2,428
2.	Maurice Jones-Drew, 2006-09	3,924	842
3.	James Stewart, 1995-99	2,951	765

JONES-DREW CAREER RUSHING STATISTICS

YEAR	GP/GS	NO	YDS	AVG	LG	TD
2006	16/ 1	166	941	5.7	74t	13
2007	15/ 0	167	768	4.6	57t	9
2008	16/ 3	197	824	4.2	46t	12
2009	16/16	312	1,391	4.5	80t	15*
TOTALS	63/20	842	3,924	4.7	80t	49

*Team record

2009 Season Highlights:

- Had a rushing touchdown in seven of the last 11 games. He has two career streaks of five or more straight games with a touchdown.
- Had 737 rushing yards in the first eight games, the most in team history.
- Led the team with 123 yards from scrimmage at Indianapolis in the season-opener. He finished with 97 rushing yards on 21 carries and had a team-high five receptions for 26 yards. Surpassed 4,000 career yards from scrimmage.
- Rushed for 119 yards on 9/27 at Houston and tied his career-high with three touchdowns (11/9/08 at Detroit). Jones-Drew scored on a 61-yard run in the second quarter, a one-yard rush in the third quarter and an eight-yard run up the middle in the fourth quarter.
- Was named FedEx Ground Player of the Week and earned his first AFC Offensive Player of the Week Award following his performance at Houston in week three.
- Became the ninth player in franchise history to reach 1,500 career receiving yards in week four against Tennessee. He joined Fred Taylor as the only running backs to accomplish the feat.
- Set a career-high with 33 carries and finished with 133 yards and three touchdowns against St. Louis on 10/18. Had five receptions for 45 yards. It marked his second game of the season with three rushing touchdowns.
- Finished with a career-high 177 yards on 11/1 at Tennessee on only eight carries (22.1 avg.) with touchdown runs of 80 (tied for longest) and 79 yards (third-longest), two of the three longest runs in franchise history. The 177 yards ranked as the fifth-most in franchise history.
- Totaled 123 rushing yards on 24 carries with one touchdown on 11/15 at the Jets along with two receptions for 22 yards for 145 yards from scrimmage. He became the third player in franchise history with 7,000-plus all-purpose yards, joining Fred Taylor (13,632) and Jimmy Smith (12,785). In addition, he became the fourth player in franchise history to reach 5,000 yards from scrimmage, joining Taylor (13,632), Smith (12,285) and Keenan McCardell (6,393).
- Carried the ball 25 times on 11/22 against Buffalo, finishing with 66 rushing yards and one touchdown.
- Had 15 carries for 75 yards on 11/29 at San Francisco and joined Fred Taylor as the only players in franchise history to post 1,000-yard rushing seasons. He led the team with five receptions for 35 yards.
- Had 59 yards on 18 carries and scored his 14th rushing touchdown of the season in the second quarter on 12/13 against Miami.
- Finished with 110 yards on 27 carries on 12/17 against the Colts, his 12th career 100-yard rushing game. He scored twice on a three-yard run and nine-yard reception. His 27 carries marked his 13th career game with 20-plus carries and eighth time in 2009.

MAURICE JONES-DREW NOTES

JONES-DREW RANKED AMONG NFL'S RUSHING LEADERS IN 2009

Maurice Jones-Drew ranked third in the AFC and fourth in the NFL with 1,391 yards on 312 rushes (4.5 avg.). Jones-Drew became the first player in franchise history to finish in the top three in the AFC in rushing yards. Fred Taylor ranked fourth in 2003 with 1,572 rushing yards. Here's a list of the NFL's rushing leaders:

2009 NFL RUSHING LEADERS

RK	PLAYER, TEAM	YARDS	RUSHES
1.	Chris Johnson, Tennessee	2,006	358
2.	Steven Jackson, St. Louis	1,416	324
3.	Thomas Jones, New York Jets	1,402	331
4.	Maurice Jones-Drew, Jacksonville	1,391	312
5.	Adrian Peterson, Minnesota	1,383	314

JONES-DREW RANKED AMONG NFL'S LEADERS IN SEVERAL CATEGORIES IN 2009

	AFC	NFL
Rushing yards (1,391)	3rd	4th
Yards from scrimmage (1,765)	3rd	4th
First downs (84)	2nd	3rd
Touchdowns (16)	T-1st	T-2nd
Rushing touchdowns (15)	1st	2nd
100-yard rushing games (5)	T-4th	T-5th
Rushes of 10-plus yards (26)	T-7th	T-12th
Rushes of 10-plus yards, TDs (5)	2nd	T-2nd
Rushes of 20-plus yards (8)	T-6th	T-11th
Rushes of 50-plus yards (3)	T-2nd	T-2nd

YARDS, YARDS AND MORE YARDS: Maurice Jones-Drew compiled a career-high 1,765 yards from scrimmage in 2009 including a season-high 178 on 10/18 vs. St. Louis (133 rush., 45 rec.). The 1,765 yards were the second-most in franchise history for a season and ranked fourth in the NFL. He ranks fifth in the NFL from 2006-09 with 5,706 yards from scrimmage.

SINGLE-SEASON YARDS FROM SCRIMMAGE LEADERS

RK	PLAYER, YEARS	YARDS
1.	Fred Taylor, 2003	1,942
2.	Maurice Jones-Drew, 2009	1,765
3.	Fred Taylor, 2002	1,722
4.	Fred Taylor, 1998	1,644
5.	Fred Taylor, 2000	1,639

2009 NFL YARDS FROM SCRIMMAGE LEADERS

RK	PLAYER, TEAM	YARDS
1.	Chris Johnson, Tennessee	2,509
2.	Ray Rice, Baltimore	2,041
3.	Adrian Peterson, Minnesota	1,819
4.	Maurice Jones-Drew, Jacksonville	1,765
5.	Steven Jackson, St. Louis	1,738

JAGUARS CAREER YARDS FROM SCRIMMAGE LEADERS

RK	PLAYER, YEARS	YARDS	GAMES
1.	Fred Taylor, 1998-2008	13,632	140
2.	Jimmy Smith, 1995-2005	12,286	171
3.	Keenan McCardell, 1996-2001	6,393	95
4.	Maurice Jones-Drew, 2006-09	5,706	63

GETTING THE TOUCHES: Maurice Jones-Drew ranked third in the NFL with 365 offensive touches (312 rushes, 53 receptions), the second-most in team history for a season (393, Fred Taylor, 2003).

Jones-Drew (3 games), St. Louis' Steven Jackson (3 games), Cincinnati's Cedric Benson (4 games), Tennessee's Chris Johnson (5 games) and Cleveland's Jerome Harrison (4 games) are the only players to have 30-plus touches in three different games this season.

Jones-Drew had a career-high 38 touches against St. Louis on 10/18, tied for the third-most in the NFL this season. He finished with 32 touches on 11/8 against Kansas City and 12/17 against Indianapolis.

2009 NFL MOST OFFENSIVE TOUCHES

RK	PLAYER, TEAM	TOUCHES (RUSH/REC)
1.	Chris Johnson, TEN	408 (358/50)
2.	Steven Jackson, STL	375 (324/51)
3.	Maurice Jones-Drew, JAX	365 (312/53)
4.	Adrian Peterson, MIN	357 (314/43)
5.	Thomas Jones, NYJ	341 (331/10)

CARRYING THE LOAD: Maurice Jones-Drew ranked fifth in the NFL with 312 rushes and joined Fred Taylor as the only two players in franchise history with 300-plus rushes in a season (345, 2003). Jones-Drew had a career-high 33 carries on 10/18 vs. St. Louis, the third-most in team history.

JAGUARS SINGLE-SEASON RUSHING ATTEMPTS LEADERS

RK	PLAYER, YEARS	RUSHES
1.	Fred Taylor, 2003	345
2.	Maurice Jones-Drew, 2009	312
3.	Fred Taylor, 2000	292

MAKING HISTORY: Maurice Jones-Drew finished with a career-high 177 yards on 11/1 at Tennessee on only eight carries (22.1 avg.) with touchdown runs of 80 and 79 yards, two of the three longest runs in franchise history. Jones-Drew didn't get his first carry until midway through the second quarter (5:50 mark), but he made it count as he weaved his way 80 yards for a score. The 80-yard run tied for the longest in franchise history (Fred Taylor, 12/9/07 vs. Carolina). He opened the second half with a 79-yard touchdown run on the first play from scrimmage. Additional notes:

- Became only the third player in NFL history with two rushing touchdowns of 75-plus yards in the same game, joining Barry Sanders (10/12/97) and Frank Gore (9/20/09).
- His average of 22.1 yards per rush was the best in the NFL in the last 50 seasons (minimum eight rushes).
- Both touchdown runs by Jones-Drew came on the first play of the drive.
- The 177 rushing yards were the fifth-most in franchise history and most since 2003.

RECORD-SETTING DAY: Maurice Jones-Drew has three of the five longest touchdown runs in team history including a record-tying 80-yard rush on 11/1 at Tennessee.

JAGUARS LONGEST TOUCHDOWN RUNS

RK	PLAYER, OPPONENT	RUN
1.	Maurice Jones-Drew, 11/1/09 at TEN	80
	Fred Taylor, 12/9/07 vs. CAR	80
3.	Maurice Jones-Drew, 11/1/09 at TEN	79
4.	Fred Taylor, 10/12/98 vs. MIA	77
5.	Maurice Jones-Drew, 12/24/06 vs. NE	74

MAURICE JONES-DREW NOTES

TOUCHDOWN MAKER

Maurice Jones-Drew tied for second in the NFL with 16 touchdowns including multiple touchdowns in four games. Jones-Drew was one of only four players to score three touchdowns in two games this season (9/27 at Houston, 10/18 vs. St. Louis). Additional notes include:

- Had at least one touchdown in 10 of 16 games this season.
- Ranked third in franchise history with 56 career touchdowns (49 rushing, 5 receiving, 2 kickoff returns) in only 63 games. He had 10-plus touchdowns in each of his first four seasons.
- Recorded multiple touchdowns in 12 career games and the Jaguars own a 8-4 record in those games.
- Tied his career-high with three rushing touchdowns in week three at Houston including a 61-yard touchdown run, and again in week six vs. St. Louis.
- Ranked second in franchise history with 49 career rushing touchdowns including a franchise-record 15 this season. Fred Taylor owns the team record with 62 career rushing scores.
- In 2008, he finished tied for sixth in the NFL, third in the AFC, with 14 touchdowns (12 rushing, 2 receiving).
- First player in franchise history to have at least nine rushing touchdowns in four consecutive seasons.
- Ranked first in franchise history among non-kickers with 5.3 average points per game.

NFL MOST TOUCHDOWNS FROM 2006-09

RK	PLAYER, TEAM	TDS	TOUCHES
1.	LaDainian Tomlinson, San Diego	73	1,366
2.	Maurice Jones-Drew, Jacksonville	56	1,043
3.	Randy Moss, New England	50	294
4.	Marion Barber, Dallas	44	936
	Terrell Owens, Dallas, Buffalo	44	304

2009 NFL MOST TOUCHDOWNS

RK	PLAYER, TEAM	TDS
1.	Adrian Peterson, Minnesota	18
2.	Maurice Jones-Drew, Jacksonville	16
	Chris Johnson, Tennessee	16
4.	Thomas Jones, New York Jets	14
	Willis McGahee, Baltimore	14

QB DAVID GARRARD ON JONES-DREW: "He just smells the end zone. When he gets down there, man, he doesn't even have to be down there. With that speed, his leverage, he bounces off tackles and his speed allows him to just outrun guys. He has great vision and balance. Those are two key things, just like Barry Sanders did. If you got the speed, you can usually outrun a few guys and get down there."

56 TOUCHDOWNS IN 62 CAREER GAMES: With his two touchdowns on 11/1 at Tennessee, Jones-Drew reached 50 for his career in his 54th game. Jones-Drew became the third player and the fastest in franchise history to score 50 career touchdowns. Fred Taylor, the franchise-leader with 70 touchdowns, did it in 65 games.

Of the NFL's top 20 running backs for touchdowns scored, only four players reached 50 touchdowns quicker than Jones-Drew (Jim Brown, 45 games; Marcus Allen, 48 games; Eric Dickerson, 51 games; Barry Sanders, 53 games). Lenny Moore also scored his 50th career touchdown in his 54th career game. Emmitt Smith ranks second in NFL history, first among running backs, with 175 touchdowns and it took him 55 games to reach 50 career touchdowns.

1 OF 4 NFL PLAYERS WITH 2 THREE-TD GAMES: Maurice Jones-Drew has three career games with three touchdowns and was one of only 12 players to have three touchdowns in a game in 2009. Jones-Drew, New England's Randy Moss, Miami's Ricky Williams and Tennessee's Chris Johnson are the only players to do it twice last season. Here's the list:

PLAYERS WITH 3 TDS IN A GAME IN 2009

PLAYER, TEAM	DATE	TDS
Maurice Jones-Drew, JAX	10/18/09 vs. STL	3
Maurice Jones-Drew, JAX	9/27/09 at HOU	3
Adrian Peterson, MIN	9/13/09 at CLE	3
Chris Johnson, TEN	9/20/09 vs. HOU	3
Chris Johnson, TEN	12/13/09 vs. STL	3
Michael Turner, ATL	10/11/09 at SF	3
Randy Moss, NE	10/18/09 vs. TEN	3
Randy Moss, NE	12/27/09 vs. JAX	3
Ricky Williams, MIA	10/25/09 vs. NO	3
Ricky Williams, MIA	11/19/09 vs. CAR	3
Vernon Davis, SF	10/25/09 at HOU	3
Ryan Moats, HOU	11/1/09 at BUF	3
Greg Olsen, CHI	11/8/09 vs. ARI	3
Dallas Clark, IND	12/13/09 vs. DEN	3
Jerome Harrison, CLE	12/20/09 at KC	3
Willis McGahee, BAL	1/3/09 at OAK	3

20-PLUS CARRIES EQUALS SUCCESS: Maurice Jones-Drew recorded 20-plus carries in a career-high eight games this season and in 13 of 63 career games. He had a streak of three consecutive games with 20-plus carries for the first time in his career. He had a career-high 33 carries on 10/18 vs. St. Louis and recorded the second-most of his career on 11/8 vs. Kansas City, finishing with 97 yards on 29 carries against the Chiefs. He has produced 90-plus rushing yards in nine of the 13 games with 20-plus carries.

JONES-DREW'S GAMES WITH 20-PLUS CARRIES

DATE	NO	YDS	AVG	LG	TD
10/29/06 at Phil	21	77	3.7	13	0
12/17/06 at Tenn.	25	98	3.9	17	1
10/12/08 at Den.	22	125	5.7	46t	2
12/18/08 vs. Ind.	20	91	4.6	15	0
12/28/08 at Bal.	23	78	3.4	23	0
9/13/09 at Ind.	21	97	4.6	26	1
9/27/09 at Hou.	23	119	5.2	61t	3
10/18/09 vs. St.L.	33	133	4.0	26	3
11/ 8/09 vs. K.C.	29	97	3.3	10t	1
11/15/09 at N.Y.J.	24	123	5.1	33t	1
11/22/09 vs. Buf.	25	66	2.6	10	1
12/ 6/09 vs. Hou.	24	76	3.2	15	0
12/17/09 vs. Ind.	27	110	4.1	14	1

GOING THE DISTANCE: Maurice Jones-Drew tied for the NFL-lead (Frank Gore, San Francisco; Chris Johnson, Tennessee) with three touchdown runs of 60-plus yards in 2009. Jones-Drew had two of the six longest runs in the NFL this season on 11/1 at Tennessee (80 and 79 yards).

100-YARD GAMES: Maurice Jones-Drew posted his career-best fifth 100-yard rushing game of the season on 12/17 against Indianapolis with 110 yards on 27 carries. The five 100-yard games tied for the fifth-most in team history. He has recorded 12 career 100-yard games, the second-most in franchise history.

MAURICE JONES-DREW NOTES

DUAL THREAT

Maurice Jones-Drew ranked second on the club with 53 receptions in 2009 for 374 yards and one touchdown. With 53 receptions, he joined Jimmy Smith and Keenan McCardell as the only players in franchise history with 50-plus receptions in multiple seasons.

He became the fifth player in team history with 200-plus career receptions and his 201 career receptions are the most of any current Jaguar. He has a reception in 51 consecutive games, the third-longest streak in team history, and had at least four receptions in eight of 16 games this season.

He posted a career-high 62 receptions for 565 yards in 2008 along with two touchdowns. The 62 receptions were the most by a Jaguars running back in team history and second-most by a NFL running back in 2008. He led all NFL running backs with 565 receiving yards.

MOST RECEIVING YARDS BY NFL RB FROM 2006-09

RK	PLAYER, TEAM	YARDS (REC)
1.	Brian Westbrook, Philadelphia	2,053 (246)
2.	Reggie Bush, New Orleans	1,934 (260)
3.	Maurice Jones-Drew, Jacksonville	1,782 (201)
4.	Steven Jackson, St. Louis	1,778 (219)
5.	Frank Gore, San Francisco	1,700 (209)

MOST RECEPTIONS BY NFL RB FROM 2006-09

RK	PLAYER, TEAM	REC (YARDS)
1.	Reggie Bush, New Orleans	260 (1,934)
2.	Brian Westbrook, Philadelphia	246 (2,053)
3.	Steven Jackson, St. Louis	219 (1,778)
4.	Frank Gore, San Francisco	209 (1,700)
5.	Maurice Jones-Drew, Jacksonville	201 (1,782)

MOST RECEPTIONS BY NFL RB IN 2009

RK	PLAYER, TEAM	REC (YARDS)
1.	Ray Rice, Baltimore	78 (702)
2.	Tim Hightower, Arizona	63 (428)
3.	Matt Forte, Chicago	57 (471)
4.	Maurice Jones-Drew, Jacksonville	53 (374)
5.	Frank Gore, San Francisco	52 (406)

JAGUARS CAREER RECEIVING LEADERS (Receptions)

RK	PLAYER, YEARS	REC.	YARDS
1.	Jimmy Smith, 1995-2005	862	12,287
2.	Keenan McCardell, 1996-2001	499	6,393
3.	Fred Taylor, 1998-2008	286	2,361
4.	Kyle Brady, 1999-2006	241	2,500
5.	Maurice Jones-Drew, 2006-09	201	1,782

MOVING THE CHAINS: Maurice Jones-Drew is known for moving the pile and the past season was no different. Jones-Drew ranked third in the NFL with 84 first downs including 68 rushing first downs. The 68 rushing first downs were the third-most in team history.

KNACK FOR THE 'BIG PLAY': Maurice Jones-Drew has 97 career rushes of 10-plus yards, 26 of 20-plus yards and six of 50-plus yards. Of his 842 career rushes since 2006...

- 11.5 pct. (97) have gone for 10-plus yards.
- 24.7 pct. (208) have resulted in first downs, the third-best mark in the NFL.

In addition since 2006...

- Has 1,043 touches (842 carries, 201 receptions), tied for the 7th-most in the NFL.
- He has registered 16 rushing TDs of 10-plus yards, 10 of 20-plus yards and six of 50-plus yards.
- Averaged 90.6 yards from scrimmage and 125.2 all-purpose yards per game in his first 63 games.

BACK TO RETURNER: Maurice Jones-Drew returned to his roots during the latter part of the season as a kick returner, a position he excelled at his first two seasons in the NFL. Jones-Drew finished with four returns for a 25.5 average and two punt returns for a 9.5 average. He ranks first in franchise history in career kickoff returns (79), career kickoff return yards (2,054), kickoff return touchdowns (2) and highest average per kickoff return (26.0). He is the only player in team history to record two career kickoff returns for touchdowns as he scored on a 93-yard return on 12/10/06 vs. Indianapolis and a franchise-record 100-yard return on 11/4/07 at New Orleans.

JONES-DREW ENJOYS DIVISION PLAY

Maurice Jones-Drew has scored 24 touchdowns (21 rushing, 2 receiving, 1 return) in 23 career division games. Eight of his 12 career 100-yard rushing games have come in division play.

Jones-Drew has averaged 107.7 yards from scrimmage in 23 division games from 2006-09, the fifth-highest average in the NFL. In 2009, Jones-Drew averaged 98.8 rushing yards in six division games with eight rushing touchdowns.

JONES-DREW'S RUSHING TOTALS VS. AFC SOUTH IN 2009

DATE		ATT	YDS	AVG	LG	TD
9/13/09	vs. Ind.	21	97	4.6	26	1
9/27/09	at Hou.	23	119	5.2	61t	3
10/ 4/09	vs. Ten.	6	14	2.3	9t	1
11/ 1/09	at Ten.	8	177	22.1	80t	2
12/ 6/09	vs. Hou.	24	76	3.2	15	0
12/17/09	vs. Ind.	27	110	4.1	14	1
TOTALS		109	593	5.4	80t	8

RECORD-SETTING DAY: Maurice Jones-Drew's 177 rushing yards on 11/1 at Tennessee were the fifth-most in franchise history.

Jones-Drew's top two rushing totals have come with less than 20 attempts.

JAGUARS HIGHEST SINGLE-GAME RUSHING TOTALS

RK	PLAYER, OPPONENT	YARDS	ATT
1.	Fred Taylor, 11/19/00 at PIT	234	30
2.	Fred Taylor, 12/21/03 vs. NO	194	34
3.	Fred Taylor, 12/6/98 vs. DET	183	32
4.	Fred Taylor, 12/3/00 vs. CLE	181	30
5.	Maurice Jones-Drew, 11/1/09 at TEN	177	16
6.	Maurice Jones-Drew, 12/10/06 vs. IND	166	15

MAURICE JONES-DREW NOTES

HEAD OF THE CLASS

Jaguars running back Maurice-Jones Drew was one of six running backs selected in the first two rounds of the 2006 draft. Jones-Drew, the 60th overall pick, leads the group in several statistical categories including 3,924 rushing yards, 56 total touchdowns and 7,889 total yards. Here is the list of all six running backs selected in the first two rounds of the 2006 draft with their career totals and where they rank in selected categories:

2006 RUNNING BACKS SELECTED IN THE FIRST TWO ROUNDS OF THE NFL DRAFT

PLAYER	TEAM	RUSHING	RECEIVING	RETURNS	DRAFT PICK
Reggie Bush	New Orleans	488-1,940, 17 TDs	260-1,934, 11 TDs	78-628, 4 TDS	1st round (2nd overall)
Laurence Maroney	New England	582-2,430, 21 TDs	40-409, 1 TD	41-1,062	1st round (21st overall)
DeAngelo Williams	Carolina	754-3,850, 30 TDs	107-861, 4 TDs	45-854	1st round (27th overall)
Joseph Addai	Indianapolis	861-3,525, 34 TDs	157-1,231, 9 TDs	---	1st round (30th overall)
LenDale White	Tennessee	628-2,349, 24 TDs	42-204	1-14	2nd round (45th overall)
Maurice Jones-Drew	Jacksonville	842-3,924 49 TDs	201-1,782, 5 TDs	92-2,183, 2 TDs	2nd round (60th overall)

TOTAL TDS	TOTAL YARDS	AVG. PER TOUCH	AVG. PER RUSH	RECEPTIONS	RUSHING YARDS
56 Jones-Drew	7,889 Jones-Drew	6.9 Jones-Drew	5.1 Williams	260 Bush	3,924 Jones-Drew
43 Addai	5,565 Williams	6.1 Williams	4.7 Jones-Drew	201 Jones-Drew	3,850 Williams
34 Williams	4,756 Addai	5.9 Maroney	4.2 Maroney	157 Addai	3,525 Addai
32 Bush	4,502 Bush	5.5 Bush	4.1 Addai	107 Williams	2,430 Maroney
24 White	3,901 Maroney	4.7 Addai	4.0 Bush	42 White	2,349 White

BRING ON THE CONTACT: Maurice Jones-Drew is known as a running back that doesn't run away from contact and the statistics back that up. Jones-Drew had 797 of his 1,391 rushing yards after contact in 2009, the fourth-most in the NFL. Jones-Drew was credited with breaking 26 tackles, the fourth-most in the NFL according to STATS PASS.

"THE KNEELDOWN": It's rare that a player would get publicity for taking a knee in the final seconds with his team trailing, but that wasn't the case for **Maurice Jones-Drew** on 11/15 at the New York Jets.

Trailing 22-21 with 4:56 remaining, the Jaguars took over at the Jets 17-yard line. QB David Garrard hit on four of six passes for 68 yards, highlighted by a 33-yard Mercedes Lewis reception, to move the ball to the Jets 14-yard line. The Jaguars allowed the clock to wind down, with Jones-Drew kneeling at the Jets one, before Josh Scobee connected on his second game-winning field goal of the season with time expired.

HOLT IMPRESSED WITH JONES-DREW: WR Torry Holt had no idea what to expect when he joined the Jaguars as a free agent in 2009. Holt had spent 10 seasons with the St. Louis Rams where he played alongside several of the NFL's best at their respective positions in Kurt Warner, Isaac Bruce and running back Marshall Faulk.

Holt had not met **Maurice Jones-Drew** before he signed but it didn't take long for the running back to make an impression.

"He's an awesome teammate," wide receiver Torry Holt said. "One thing that sticks out about Maurice is his passion for winning. He wants to win. He expresses that. Then he goes out and practices and most importantly plays that way. You can't ask for anything more than that. He works hard and he's our leader. That's what you want and to top it all off he's a really good guy. If you ever get an opportunity to talk with him and get to know him you'd see what kind of guy he is."

TOO MANY NICKNAMES TO COUNT: Maurice Jones-Drew has so many nicknames that Kenny Mayne of ESPN came to Jacksonville last year to do a story on that alone. In the lockerroom, he is referred to as MoJo or MJD the most.

"We call him anything," Jaguars cornerback Rashean Mathis said. "MoJo, bowling ball, tree trunk. Anything that's hard, low to the ground and can barely be moved. He's a talented guy and I'm glad he's on my side."

2009 MAN OF THE YEAR: Maurice Jones-Drew was named the club's recipient of the 2009 Walter Payton Man of the Year Award. Jones-Drew established the Maurice Jones-Drew Foundation in 2009 to help youth-focused organizations through football camps, back to school giveaways, holiday parties and school visits.

"I am honored, but this is not why I do what I do in the community," Jones-Drew said. "I take pride in my role as an NFL player and what that means on and off the field. It's important for me to set an example off the field with my actions and we have tried to do that through my foundation. Whether it's providing a hot meal or just shaking a hand, I try to do everything possible to put a smile on a child's face. I remember when I was in their shoes and I want to make sure they see the opportunities that exist for them."

Renamed in 1999 for the legendary Chicago Bears Pro Football Hall of Fame running back, the Walter Payton Man of the Year Award has been given annually since 1970 to recognize a player's off the field community service as well as his playing excellence.

Each team is responsible for selecting its local Man of the Year winner. The winner represents stellar performance both on the field and in the community. Jones-Drew along with the other 31 club winners will receive a \$1,000 donation to the charity of their choice. Jones-Drew designated the Sulzbacher Center in Jacksonville as his charity of choice. Four finalists will be announced during the postseason and will be invited to the Super Bowl in Miami, Florida with the winner announced during the week. Finalists will receive an additional \$5,000 and the national winner will receive a \$25,000 donation.

WHAT THEY'RE SAYING ABOUT JONES-DREW

Jaguars head coach Jack Del Rio - "Kennedy Pola is the one that really convinced all of us that he could be more than just a third-down back. As he said in his evaluation, this guy ran power in college, that's his favorite run. He's an inside the tackles runner. He's not a scat back that you need to put on the edges and keep him out of the middle. This is a powerfully built guy, and the thing that when he got here, that I don't any of us could really be certain of, was could he take on and block the way you need to be able to stay in the game all the time? And would he be willing? And this guy's a ferocious blocker, I mean he goes after people. He's a guy that's good with the ball in his hands, but I think he's at his best even when the ball is away from him in his effort, his energy and commitment and willingness to be unselfish, run down and block and push the pile forward. On a sneak he goes up there and hammers into the pile to help the pile move forward. Things like that, unselfish plays like that, those are big. I think that is where the heart of the champion kind of comes with a guy like Maurice."

Dolphins head coach Tony Sparano - "This guy is a very durable player. Has the carried the ball a lot of times. One of the few 'backs that I see in our league right now that is really doing it by himself. Hard guy to tackle, gets it out the back end a bunch, in other words, can put his foot in the ground and one step, be out the back side. Has a lot of big plays on film. Finishes runs, low center of gravity, bounces off of people pretty well, makes good yards after contact."

Texans safety Bernard Pollard - "He's a wrecking ball. He deserves everything he's gotten from the Jaguars and he's one of the top running backs in the league."

Bills S Donte Whitner (to Buffalo News) - "He's like a bowling ball, and he will cut you up. He's a physical runner who plays bigger than he is and he likes to deliver a blow instead of taking one. He's a tremendous running back."

Jets S Kerry Rhodes (to New York Post) - "He's a short guy, not a small guy. He's short, but he's a big, powerful guy. He's got great balance. It makes it tough for one person to hit him on a consistent basis. The biggest thing when you're playing against him is you have to swarm the ball. You have to have multiple hits on him."

Jets DE Shaun Ellis (to New York Post) - "I don't know if you can stop him, you've just got to contain him. He's a great back. He causes a lot of problems for the defense. He'll cut that run and he can go anywhere. If the play is designed to go right, he can go left. He's very smart. You have to gang-tackle him. He has a low center of gravity and keeps his feet moving."

Jets head coach Rex Ryan - "He's just a tough guy. He's a bowling ball with football pads on...You've got to get him at the line of scrimmage and you've got to wrap him...Sometimes you'll think you have him and then he'll squirt out of there and bounce out of there. He just has great lower body leg drive and he spins. He's got great vision, great balance. Don't assume one guy's going to get him down because that hardly ever happens to this kid."

Chiefs safety Mike Brown (kcchiefs.com) - "He's a great player. It's hard to defend greatness sometimes. He makes a lot of people miss and not just one guy is going to bring him down. I believe he is the number one guy as far as missed tackles in the league. You talk about that and you talk about some great running backs, he's up there in that category...You have to grab anything that you can and hold on. He's a hard guy to put your arms around because of the way he's built. It seems like all his weight is from his knees to the waist. He's a difficult guy to tackle."

WHAT THEY'RE SAYING ABOUT JONES-DREW

Patriots head coach Bill Belichick - "He's definitely one of the top backs we've seen and we've seen a lot of good ones. I think he can do it all. He's returned kicks. He's good in pass protection. [He] catches the ball very well and has a good feel in the passing game, like the scramble pass he caught against Indianapolis last week on a broken play. And, of course, in the running game, he can run inside, he can run outside, he can run with power, he can run with speed, he can jump cut and has good vision. He can see those lanes inside. He's got good balance. He's hard to knock off his feet, breaks a lot of tackles and pushes the pile forward for extra yards when he's carrying the ball. He's a powerful guy as well as an elusive player, so he's tough. He's a hard player to tackle [with] his strength, his balance, his quickness [and] his speed. You've got to wrap him up. You've got to have a lot of guys around him. If you give him a lot of space, it would be hard for any defender to tackle him."

Patriots head coach Bill Belichick on comparing Jones-Drew to former NFL running back Joe Morris - "Joe wasn't small, he was just short. I don't think Jones-Drew is small, he's just a shorter player. As far as lower body strength, Joe Morris was one of the strongest players we had on the team in the lower body squats. He had great lower body strength, and good upper body strength for that matter, which I would say Jones-Drew has as well. I think we've seen players like that come through the league, just a little different build, but vision, speed, quickness. I think Jones-Drew has better hands than Joe, that's for sure."

Patriots running back and former Jaguar Fred Taylor - "The thing is, there was just one thing that's kept Maurice from doing the things he's doing now, and that was myself splitting the carries. Now he's getting the bulk of them. He's getting the opportunity to go out there, to get rhythm. In order for you to feel like you're on your A-game, you want to have a couple rhythm plays in there, a couple back-to-back runs, or a run and a catch, or something just to get you going. He's definitely doing the things he's always been capable of doing. Now I even said that in a team meeting last year, 'It's either myself or Mo, whatever we have to do to win.' I've never been a selfish type, and quite frankly, he's having a hell of a year. Like I said, I voted for him to make the Pro Bowl, and I really think he should and I really think he will. He deserves it."

Jaguars running backs coach Kennedy Pola - "He's going to do whatever we ask him to do. You can see that just by the way he jumped over there to return punts, or block. He's a team kid. That's the way he was brought up from his Pop Warner to De La Salle days. I've watched this kid play and it just awed me ever since I watched him in high school and college. Heck, he caught more balls here in his first year in Jacksonville than his whole career at UCLA. So you wonder, why didn't they use him that way? He's a kid that keeps competing and keeps playing."

Dolphins running back Ricky Williams - "He's tough and fast. He can catch the ball, make people miss, run people over. He's fun to watch."

Jets LB Calvin Pace (jets.com) - "I know people know of Maurice Jones-Drew, but I don't think people know exactly the challenge it is to stop him. For one, you can hardly see him. Two, against Kansas City, he dragged the whole defense into the end zone. To be powerful, have good vision, and have breakaway speed -- it doesn't get any better than that."

Chiefs head coach Todd Haley (kcchiefs.com) - "This guy is the cream of the crop. He's a really impressive runner. He breaks tackles, he makes big plays. He is the top of the line right here."

QUARTERBACK DAVID GARRARD

DAVID GARRARD TIDBITS

QB **David Garrard** completed his third season as the starter and has started 32 consecutive games, the longest streak in team history by a Jaguars QB. Garrard, a fourth-round pick in 2002, owns a 31-31 career record.

2009 Season Highlights:

- Completed 314 of 516 passes for 3,597 yards with 15 touchdowns and 10 interceptions for a 83.5 rating. Posted three 300-yard passing games and two games with three touchdown passes.
- The 516 attempts and 314 completions in 2009 were the second-most of his career and third-most in team history. His 3,597 passing yards were the fourth-most in team history.
- Ended the season with two touchdown passes at Cleveland on 1/3, both to rookie tight end Zach Miller.
- Completed 76.0 percent of his passes on 12/27 at New England as he was 19 of 25 for 185 yards with two interceptions. It marked the second-highest completion percentage of his career (82.8 percent, Dec. 2, 2007 at Indianapolis). He accounted for the club's only points as he scored on a two-yard run in the fourth quarter.
- Finished 23 of 40 passing for 223 yards and three touchdowns on 12/17 against Indianapolis, tying his career-high for touchdowns as he hooked up for scores with Maurice Jones-Drew, Mike Sims-Walker and Mike Thomas. It was Garrard's fourth career game with three touchdowns and second this season (10/4/09 vs. Tennessee).
- Finished with 307 passing yards on 11/29 at San Francisco, his fifth career 300-yard passing game and third this season.
- Was 16 of 26 passing for 221 yards with one touchdown in the win over the Jets on 11/15. He led the club on a 12-play, 80-yard drive to set up a 21-yard field goal by Josh Scobee for the win. Garrard was four of six on the final drive for 68 yards including a 33-yard pass to tight end Mercedes Lewis.
- Recorded a 110.7 passer rating on 11/8 against Kansas City with 264 passing yards and one touchdown including a career-long 61-yard touchdown pass to Mike Sims-Walker. He had nine rushes for 29 yards, the third-most carries of his career.
- Set a career-high with 30 completions in week six against St. Louis on 43 attempts. The 43 attempts tied for the second-most of his career and marked his second game of the season with 43 attempts (9/20 vs. Arizona).

Career Highlights:

- Has thrown for multiple touchdowns in 19 career games including five times in 2009. He threw two touchdown passes on 12/6 against Houston and had two touchdowns in week two against Arizona and he tied his career-high with three touchdowns in week four against Tennessee and on 12/17 against Indianapolis. The Jaguars own a 13-6 record in those games.
- Recorded career-best passing numbers in 2008 with 335 completions on 535 attempts for 3,620 yards with 15 touchdowns and 13 interceptions. Garrard ranked third on the team with a career-high 73 rushes for 322 yards and two touchdowns.
- Garrard led the club to a 9-3 mark in 12 starts in 2007 and helped the club earn its first postseason win since 1999. He set the franchise single-season record for highest passer rating (102.2) and highest completion percentage (64.0) in 2007 and recorded a 100-plus rating in a career-high seven games
- Finished with the second lowest interception percentage in a season in 2007 for any quarterback in NFL history with 300+ attempts at 0.92 (3 interceptions in 325 attempts). The lowest was 0.90 by Steve DeBerg in 1990 (4 interceptions in 444 attempts).
- Has played against 28 different NFL teams. The only teams Garrard has never played against are Dallas, New Orleans and Washington.
- Holds the team record at eight consecutive games without throwing an interception.

DAVID GARRARD'S CAREER STATISTICS

YEAR	GP/GS	ATT	COMP	YDS	TD	INT	RATING
2002	4/ 1	46	23	231	1	2	53.8
2003	2/ 0	12	9	86	1	0	122.2
2004	4/ 2	72	38	374	2	1	71.2
2005	7/ 5	168	98	1,117	4	1	83.9
2006	11/10	241	145	1,735	10	9	80.5
2007	12/12	325	208	2,509	18	3	102.2
2008	16/16	535	335	3,620	15	13	81.7
2009	16/16	516	314	3,597	15	10	83.5
TOTALS	72/62	1,915	1,170	13,269	66	39	84.9

Record as a starter: 2002: 0-1; 2003: 0-0; 2004: 1-1; 2005: 4-1; 2006: 5-5; 2007: 9-3; 2008: 5-11; 2009: 7-9
CAREER RECORD: 31-31

TAKING CARE OF THE BALL: David Garrard was one of 22 NFL quarterbacks to attempt 400-plus passes in 2009. Garrard completed 314 of 516 passes with only 10 interceptions, tied for the fifth-fewest in the NFL with a minimum of 400 attempts.

2009 FEWEST INTERCEPTIONS (minimum 400 attempts)

RK	PLAYER, TEAM	INTS (COMP-ATT)
1.	Aaron Rodgers, Green Bay	7 (350-541)
	Brett Favre, Minnesota	7 (363-531)
3.	Tony Romo, Dallas	9 (347-550)
	Phillip Rivers, San Diego	9 (317-486)
5.	David Garrard, Jacksonville	10 (314-516)
	Donovan McNabb, Philadelphia	10 (267-443)

155 STRAIGHT PASSES WITHOUT A PICK: David Garrard completed 155 consecutive passes without an interception before he was picked off by Jacob Lacey in the fourth quarter on 12/17 against the Colts. The 155 passes marked the fourth-longest streak in franchise history. He owns the team-record with 209 passes without an interception from 9/9/07 through 11/25/07.

IRONMEN: David Garrard is one of only nine NFL quarterbacks to start all 32 games the last two seasons. The 32 consecutive starts are the most in franchise history by a quarterback. The other players that have started all 32 games include: Brett Favre (New York Jets/Minnesota), Peyton Manning (Indianapolis), Eli Manning (New York Giants), Philip Rivers (San Diego), Joe Flacco (Baltimore), Jay Cutler (Denver/Chicago), Aaron Rodgers (Green Bay) and Jason Campbell (Washington).

300-YARD PASSING GAMES: QB David Garrard produced three 300-yard passing games in 2009, tied for the second-most in team history. He has five career 300-yard passing games.

JAGUARS MOST 300-YARD PASSING GAMES (Season)

RK	PLAYER, YEAR	GAMES
1.	Mark Brunell, 1996	6
2.	David Garrard, 2009	3
	Mark Brunell, 1997, 1999, 2000	3
	Byron Leftwich, 2004	3

QUARTERBACK DAVID GARRARD

GARRARD CAN RUN AND THROW

David Garrard has shown the ability to leave the pocket and make plays for the Jaguars, leading all quarterbacks in rushing the last two seasons and in 2009. He set a career-high for rushing in 2009 with 323 yards on 77 rushes, the most by a Jaguars quarterback in team history.

RUSHING YARDS AMONG NFL QBs FROM 2007-09

RK	PLAYER, TEAM	ATT	YDS	AVG.	LG	TD
1.	David Garrard, Jax.	199	830	4.2	30	6
2.	Vince Young, Ten.	156	703	4.5	44	5
3.	Jason Campbell, Was.	129	679	5.3	29	3
4.	Jay Cutler, Den., Chi.	141	578	4.1	31	4
5.	Aaron Rodgers, G.B.	121	552	4.6	35	9

RUSHING YARDS AMONG NFL QBs IN 2009

RK	PLAYER, TEAM	ATT	YDS	AVG.	LG	TD
1.	David Garrard, Jax.	77	323	4.2	30	3
2.	Aaron Rodgers, G.B.	58	316	5.4	35	5
3.	Vince Young, Ten.	55	281	5.1	44	2
4.	Jason Campbell, Was.	46	236	5.1	21	1
5.	Matt Cassel, K.C.	50	189	3.8	13	0

GARRARD IN CONTROL: QB David Garrard entered the 2009 season with only three (including playoffs) fourth-quarter comebacks on his resume. Garrard answered the call this season with three game-winning drives in the final seconds including back-to-back games. Here's a look at Garrard's career fourth-quarter game-winning drives:

DATE	OPP.	GAME-WINNING DRIVE
1/5/08	at PIT (playoffs)	Faced with a fourth-and-two from the Steelers 43-yard line, Garrard converted with a 32-yard run on a quarterback draw. Three plays later, Josh Scobee hit the game-winning field goal to give the Jaguars a 31-29 win in the AFC Wild Card game.
9/21/08	at IND	Garrard was five of six passing on the final drive to set up a 51-yard field goal by Scobee with four seconds left.
9/28/08	vs. HOU	The Jaguars won the toss in overtime and faced a third-and-five at their own 35-yard line. Garrard connected with Matt Jones for a 24-yard completion and then hit Greg Jones on a screen pass and he battled his way for a 22-yard gain to set up the game-winning field goal by Scobee.
10/18/09	vs. STL	Hit on six of seven passes in overtime including a 17-yard pass to Mike Thomas on a third-and-six. Four-plays later, Scobee was good from 36 yards for a 23-20 win.
11/15/09	at NYJ	Led club on a 12-play, 80-yard drive to set up a game-winning field goal by Scobee. Was 4 of 6 on the drive for 68 yards including a 33-yard pass to Mercedes Lewis.
11/22/09	vs. BUF	Completed four of his first five passes for 53 yards on the final drive to move the ball to the Bills 32-yard line. Following five straight runs by Jones-Drew, Garrard hooked up with Sims-Walker for a three-yard touchdown on a third-and-three with 56 seconds remaining. Garrard converted the two-point conversion with a run up the middle.

PASSING FANGY: QB David Garrard did not record a 300-yard passing day in his first 50 games in the NFL, but has five in the last two seasons. Garrard posted his third 300-yard passing game of the season on 11/29 at San Francisco with 307 yards, completing 25 of 36 passes. In week six against St. Louis, he finished with a career-high 335 yards on 30 of 43 passing. He threw for 323 yards and tied his career-high with three touchdowns in week four against Tennessee, finishing with a 126.3 rating. There have been 34 300-yard passing games in franchise history by three different quarterbacks (Garrard, Mark Brunell, Byron Leftwich). Here's a look at Garrard's 300-yard passing games:

GARRARD'S 300-YARD GAMES

DATE	ATT	COMP	YDS	TD	INT	RATING
11/23/08 vs. MIN (L)	45	27	317	1	2	70.3
12/18/08 vs. IND (L)	41	28	329	1	1	90.4
9/13/09 vs. TEN (W)	37	27	323	3	0	126.3
10/18/09 vs. STL (W)	43	30	335	0	0	73.3
11/29/09 at SF (L)	36	25	307	0	0	95.5

Garrard has produced 23 100-plus rating games, 21 as a starter, and the Jaguars are 16-5 in those starts. He posted a 100-plus rating in four games this season. He finished with a 106.0 rating on 12/6 against Houston with two touchdown passes and 238 yards. He posted a 126.3 rating in week four against the Titans, the third-highest of his career and 11th-highest in team history.

GARRARD'S TOP PASSER RATING GAMES

DATE	ATT	COMP	YDS	TD	INT	RATING
12/3/06 at MIA (W)	22	16	229	2	0	136.4
11/9/08 at DET (W)	25	18	238	2	0	128.4
10/4/09 vs. TEN (W)	37	27	323	3	0	126.3

Garrard has registered 19 games with multiple touchdowns and the Jaguars are 13-6 in those games. He had five games with two-plus touchdowns in 2009 including two with three touchdown passes. He posted his fourth career game with three passing touchdowns on 12/17 against Indianapolis.

GARRARD'S 3-TDS PASSING GAMES

DATE	ATT	COMP	YDS	TD	INT	RATING
11/ 5/06 vs. TEN (W)	22	12	177	3	0	120.6
12/16/07 at PIT (W)	33	17	197	3	1	87.6
10/ 4/09 vs. TEN (W)	37	27	323	3	0	126.3
12/17/09 vs. IND (L)	40	23	223	3	1	87.8

HITTING THE 'BIG PLAY': David Garrard tied for 12th in the NFL with a career-high 29 completions of 25-plus yards, the second-most in team history for a season. Mark Brunell holds the club record with 32 in 1996.

GARRARD ACHIEVES MILESTONES: With 3,597 passing yards, David Garrard joined Mark Brunell as the only quarterbacks in team history to have multiple 3,000-yard passing seasons and the only quarterbacks to do it in back-to-back seasons. Garrard surpassed 10,000 career passing yards against Arizona in week two, went over 11,000 passing yards on 10/18 against St. Louis, surpassed 12,000 yards on 11/29 at San Francisco and 13,000 yards on 12/27 at New England. Garrard joined Brunell (25,698) as the only two quarterbacks in franchise history to accomplish the feats.

QUARTERBACK DAVID GARRARD/WIDE RECEIVER MIKE THOMAS

JAGUARS RECORD WITH GARRARD AT QB

David Garrard owns a 31-31 record as a starter since joining the Jaguars as a fourth-round pick in 2002. Here's a look at his record in various situations:

Home	20-15	200 or fewer yds	11-15
Away	11-16	200-299 yds.	18-13
vs. AFC	22-26	300-399 yds.	2-3
vs. NFC	9-5	0 TD passes	8-13
on Grass	28-23	1 TD pass	10-12
On Turf	3-8	2 TD pass	10-5
Indoor	3-3	3 TD pass	3-1
Outdoor	28-28	0 INTs	24-12
Overtime	2-0	1 INTs	6-12
September	5-5	2 INTs	1-6
October	6-4	3-plus INTs:	0-2
November	9-8	0 sacks	6-1
December	10-13	1 sack	9-4
January	1-1	2-plus sacks	16-26

GARRARD AMONG NFL'S LEADERS IN 2009

	AFC	NFL
Attempts (516)	5th	9th
Completions (314)	8th	16th
Completion percentage (60.9)	8th	15th
Yards (3,597)	8th	16th
Touchdowns (15)	10th	22nd
Rating (83.5)	9th	17th
Completions of 20-plus yards (44)	T-5th	T-12th
Third down passer rating (88.5)	5th	10th

TAKING CARE OF THE BALL

Since being named the Jaguars starting quarterback in 2007, David Garrard has a plus-22 touchdown to interception ratio (48 TDs/26 INTs).

Garrard finished with the second lowest interception percentage in a season in 2007 for any quarterback in NFL history with 300+ attempts at 0.92 (3 interceptions in 325 attempts). The lowest was 0.90 by Steve DeBerg in 1990 (4 interceptions in 444 attempts). He ranks tied for fourth in the NFL from 2007-09 among NFL quarterbacks with a minimum of 900 attempts with only 22 interceptions. Here's the list:

INTERCEPTIONS AMONG NFL QBs FROM 2007-09 (min. 900 att.)

RK	PLAYER, TEAM	INTs (Att.)
1.	Tom Brady, New England	21 (1,154)
2.	Aaron Rodgers, Green Bay	20 (1,105)
3.	Joe Flacco, Baltimore	24 (927)
4.	David Garrard, Jacksonville	26 (1,376)
	Kyle Orton, Chicago, Denver	26 (1,086)

ROOKIE WIDEOUT SHOWS VERSATILITY: 2009 fourth-round pick **Mike Thomas** was inactive for the first two weeks but became a vital part of the club's offense and special teams units the last 14 games. Thomas started four games at wide receiver and served as the team's primary return specialist, totaling 1,301 all-purpose yards on 100 touches (13.0 per touch).

He set a franchise single-season record by a rookie with 48 receptions for 453 yards along with 12 rushes for 86 yards, 14 punt returns for a 8.4 average and 26 kick returns for a 24.8 average. In addition, 28 of his 48 receptions resulted in first downs.

Thomas led the team with six receptions for 57 yards on 12/27 at New England and followed with seven receptions for 65 yards in the season-finale at Cleveland. He established a career-high with seven receptions for 52 yards in week six against St. Louis. He scored his first career touchdown on 12/17 against Indianapolis, hooking up with David Garrard from 13 yards.

JAGUARS MOST RECEPTIONS BY A ROOKIE

RK	PLAYER, YEAR	REC. (YARDS)
1.	Mike Thomas, 2009	48 (453) - 14 games
2.	Maurice Jones-Drew, 2006	46 (436)
3.	Fred Taylor, 1998	44 (421)
	Pete Mitchell, 1995	41 (527)
5.	Matt Jones, 2005	36 (432)

JAGUARS MOST RECEIVING YARDS BY A ROOKIE

RK	PLAYER, YEAR	YARDS (REC.)
1.	Pete Mitchell, 1995	527 (41)
2.	Mike Thomas, 2009	453 (48) - 14 games
3.	Maurice Jones-Drew, 2006	436 (46)
4.	Matt Jones, 2005	432 (36)
5.	Fred Taylor, 1998	421 (44)

Here is a list of Thomas' key plays:

- In his first NFL game, he ran for 22 yards in the third quarter on an end around on his first career rush at Houston in week three and followed with a 13-yard rush later in the quarter.
- Had a career-long 28-yard reception in week five at Seattle.
- Helped the Jaguars to an overtime win against St. Louis with three receptions for 27 yards in the extra period including a 17-yard reception which led to the game-winning field goal.
- Made receptions of 25 and 21 yards on November 1 at Tennessee and had back-to-back kick returns of 40 and 42 yards.
- Recorded a career-long 44-yard punt return against Kansas City on 11/8. He moved the ball into Chiefs territory with an 18-yard run in the first quarter.
- Faced with a third-and-nine from their own 15-yard line, Garrard found Thomas down the middle for a 20-yard completion against the Jets on 11/15. Four plays later, Thomas converted a fourth down with a seven-yard run after a short pass from Garrard.
- Made key 15-yard reception on third down on the game-winning drive to move the ball into Jets territory.
- Had a 12-yard rush on an end around on 11/22 against Buffalo on a second-and-nine play.
- Hooked up with David Garrard on back-to-back receptions of 12 and 19 yards in the third quarter on 11/29 at San Francisco to move ball into the red zone. In the fourth quarter, he had a 25-yard reception down the middle to move the into 49ers territory.
- Returned a kickoff a career-high 43 yards on 12/17 against Indianapolis to move the ball into Colts territory. He capped the drive with his first career touchdown, a 13-yard pass from David Garrard to put the Jaguars ahead.

MIKE SIMS-WALKER NOTES

SIMS-WALKER LED AERIAL ATTACK: Third-year pro **Mike Sims-Walker** led the Jaguars with a career-high 63 receptions for 869 yards (13.8 avg.) and seven touchdowns and three 100-yard receiving games.

Sims-Walker became the fourth wide receiver in team history to have 55-plus receptions in a season (Jimmy Smith, Keenan McCardell, Matt Jones). In addition, Sims-Walker joined Smith and McCardell as the only wide receivers in team history with 800-plus receiving yards in a season.

Season highlights:

- Led the Jaguars in receptions in seven of 15 games he played after not recording a catch in the season-opener at Indianapolis. He was inactive in week five at Seattle.
- Tied for team-lead with eight receptions of 25-plus yards and led club with 11 receptions of 20-plus yards.
- His 554 receiving yards in the first eight games were the most in the first eight games by a Jaguars receiver since 2004 (Jimmy Smith, 703). His four touchdowns tied for the second-most (Jimmy Smith, 6, 2000).
- Produced six receptions and 106 yards and one touchdown in week two against Arizona. All of his yards came in the fourth quarter as he had fourth quarter receptions of 34, 21, 19 (TD), 17 and 16 yards. His 19-yard touchdown reception with 7:11 remaining in the fourth quarter was the first of his career.
- Registered seven receptions for 91 yards with a career-high two touchdowns in week four at Tennessee. Both touchdowns came in the second quarter, on a nine-yard reception and a leaping catch for a 15-yard score with 27 seconds remaining.
- Finished with a career-high nine receptions for 120 yards (13.3 avg.) on 10/18 against St. Louis. He recorded a 35-yard reception in the first quarter and also had catches of 26 and 21 yards. The nine receptions were the second-most by a Jaguars receiver since 2003.
- Scored his fifth touchdown of the season in the second quarter on 11/15 at NYJ with a 26-yard touchdown reception.
- Led team with eight receptions for 91 yards and one touchdown on 11/22 against Buffalo. The eight receptions were the second-most of his career. He scored on a three-yard pass with 56 seconds remaining to seal the victory.
- Had four receptions for 46 yards with a long of 18 on 11/29 at San Francisco. Finished the first half with three consecutive receptions of 16, 8 and 18 yards to set up a field goal by Josh Scobee.
- Led team with six receptions for 64 yards including a 16-yard touchdown reception on 12/17 against Indianapolis.

Career notes:

- Has 79 career receptions for 1,086 yards (13.7 avg.) and seven touchdowns in 24 career games (15 starts).
- Missed the first three preseason games with an ankle injury suffered the first week of training camp.
- Finished with 16 receptions for 217 yards in 2008 including six receptions for 107 yards against Pittsburgh on 10/5.
- The 2007 third-round pick missed his entire rookie season with a knee injury.
- The NFL approved the request for him to go by his legal name in 2009. His jersey, which previously just read Walker, reflects the change. Sims-Walker's father died of colon cancer in 2008.
- Received a phone call from NFL Hall of Fame wide receiver Jerry Rice earlier this season. "I didn't know he had my number but I'm glad he called. He just wanted to tell me to keep working and hopefully I can get together with him in the offseason."
- Performed the "Chopper City Juke" dance after each of his touchdowns this season in tribute to his hometown of Orlando.
- Was teammate of Denver Broncos WR Brandon Marshall at Central Florida and the two remain close friends.

CAREER-BEST DAY FOR SIMS-WALKER: Mike Sims-Walker finished with a career-high 147 yards on six receptions (24.5 avg.) on 11/8 vs. Kansas City including catches of 61 yards for a touchdown and 45 yards. The 147 yards were the most by a Jaguars receiver since Jimmy Smith had 147 yards on December 10, 2000 vs. Arizona. The 24.5 average per reception ranked as the fourth-highest in team history with a minimum of five receptions. The 61-yard reception was the longest by a Jaguar since Reggie Williams scored on an 80-yard pass from Quinn Gray on November 4, 2007 at New Orleans.

FINDING THE RECEIVER: Mike Sims-Walker's 869 yards were the most in a season by a Jaguars wide receiver since 2005. Here are the top five receiving yards totals since Jack Del Rio took over the helm in 2003:

JAGUARS RECEIVING YARDS SINCE 2003

RK	PLAYER, YEAR	YARDS (Rec.)
1.	Jimmy Smith, 2004	1,172 (74)
2.	Jimmy Smith, 2005	1,023 (70)
3.	Mike Sims-Walker, 2009	869 (63)
4.	Jimmy Smith, 2003	805 (54)
5.	Matt Jones, 2008	761 (65)

JAGUARS RECEIVING TDS SINCE 2003

RK	PLAYER, YEAR	TDS
1.	Reggie Williams, 2007	*10
2.	Mike Sims-Walker, 2009	7
	Ernest Wilford, 2005	7

*franchise-record

LOOKING YOUR WAY: Mike Sims-Walker led the Jaguars with 111 passes thrown his way which resulted in 63 receptions.

JAGUARS MOST TARGETED PLAYERS IN 2009

RK	PLAYER	TARGETS	RECEPTIONS
1.	Mike Sims-Walker	111	63
2.	Torry Holt	103	51
3.	Maurice Jones-Drew	71	53
4.	Mike Thomas	62	48
5.	Mercedes Lewis	59	32

ENJOYING THE HOME CROWD: Mike Sims-Walker had 44 receptions for 637 yards (79.6 per game) with three 100-yard outings and six touchdowns in the club's eight home games this season. His season totals were 63 receptions for 869 yards and seven touchdowns.

SIMS-WALKER'S 2009 RECEIVING TOTALS AT HOME

DATE	NO	YDS	AVG	LG	TD
9/20/09 vs. ARI	6	106	17.7	34	1
10/ 4/09 vs. TEN	7	91	13.0	19	2
10/18/09 vs. STL	9	120	13.3	35	0
11/ 8/09 vs. KC	6	147	24.5	61t	1
11/22/09 vs. BUF	8	91	11.4	28	1
12/ 6/09 vs. HOU	1	12	12.0	12	0
12/13/09 vs. MIA	1	6	6.0	6	0
12/17/09 vs. IND	6	64	10.7	19	1
HOME TOTALS	44	637	14.5	61t	6

TIGHT ENDS

MARCEDES LEWIS SPLITS THE SEAM: Tight end **Marcedes Lewis** has become a favorite target of QB David Garrard down the middle of the field. Lewis finished the season with 32 receptions for a career-high 518 yards and led the team with a 16.2 average per reception in 15 games. He was inactive for the season-finale at Cleveland after suffering a head injury at New England on 12/27.

Season highlights:

- Lewis' eight receptions of 25-plus yards in 2009 were the most in a season by a Jaguars tight end and tied for the most by a Jaguar this season.
- Had the four longest receptions of his career in 2009.
- Established a career-high for single-season receiving yards on 12/17 against Indianapolis, finishing with four receptions for 53 yards with a 25-yard reception.
- Recorded a career-long 47-yard reception on 12/6 against Houston, the third-longest reception by a tight end in team history.
- Had a 22-yard reception in the third quarter on 11/29 at San Francisco and finished with three receptions for 40 yards against the 49ers.
- Finished with three receptions for 70 yards (23.3 avg.) on 11/22 against Buffalo, the second-most yards of his career. He had a 24-yard reception in the first quarter and recorded a career-long 35-yard reception in the fourth quarter.
- Hauled in an acrobatic 25-yard pass from David Garrard in the second quarter at the Jets on 11/15 and set up the game-winning field goal by Josh Scobee with a 33-yard reception on the club's final drive.
- Registered career-high 76 yards on four receptions in week four against Tennessee with a career-long 33-yard touchdown.
- Finished with three receptions for 62 yards with a 25-yard touchdown catch in week two against Arizona.

Career highlights:

- Totaled 123 career receptions for 1,524 yards (12.4 avg.) with seven touchdowns.
- Has 14 career receptions of 25-plus yards, the most by a Jaguars tight end in team history.
- Became only the 12th player in franchise history with 100 receptions in week four against Tennessee and only the third tight end (Kyle Brady, 241; Pete Mitchell, 191).
- Dropped eight pounds since the 2008 season.
- Had his most productive season as a pro in 2008, finishing with a career-high 41 receptions for 489 yards and two touchdowns.
- In 2008, he was the first Jaguars tight end since Kyle Brady (43, 2002) to have 40-plus receptions in a season and had the most receiving yards by a tight end since 2000 (Brady, 729).

2009 MOST 25-PLUS YARD RECEPTIONS AMONG TIGHT ENDS

RK	PLAYER, TEAM	REC.
1.	Antonio Gates, San Diego	11
2.	Vernon Davis, San Francisco	9
	Brent Celek, Philadelphia	9
4.	Marcedes Lewis, Jacksonville	8
5.	Jermichael Finley, Green Bay	7
	Zach Miller, Oakland	7

2009 HIGHEST AVERAGE PER RECEPTION AMONG TIGHT ENDS (Minimum 25 receptions)

RK	PLAYER, TEAM	AVG. (Rec-Yds)
1.	Marcedes Lewis, Jacksonville	16.2 (32-518)
2.	Antonio Gates, San Diego	14.6 (79-1,157)
3.	Kevin Boss, New York Giants	13.5 (42-567)
4.	Zach Miller, Oakland	13.0 (59-767)

MILLER TIME: When the Jaguars drafted **Zach Miller** in the sixth round of the 2009 draft, the club had visions of the former collegiate quarterback using his speed and athleticism to make plays down the field. Miller, 6-4, 245, showed flashes of that ability as a rookie, finishing with 21 receptions for 212 yards and two touchdowns in 14 games.

Miller made the transition from college quarterback and was hampered by a knee injury in the preseason. He rushed for a school-record 50 touchdowns at Nebraska-Omaha and threw for 4,096 yards with 26 touchdowns. He played tight end for the first time at a Division II all-star game and finished with 116 yards and one touchdown.

"It was easy to see when we were in shorts that he was a very gifted and explosive athlete that was going to create problems for linebackers and safeties when they had to cover him in space," said Mike Tice, former Jaguars assistant head coach/offense and current Chicago Bears offensive line coach. "It was also obvious he didn't have the strength to do much in-line and he had to be detached from the line of scrimmage. When he hurt his knee in Miami and was out five weeks, it was a starting-over process. It was very obvious to me, his position coach, that he didn't have his legs under him. My plan was to develop two or three finesse blocks, things he could do just with his athleticism. In the last few weeks, he started to develop those talents. It was still tough to get him into the twenties, as far as plays are concerned."

Miller had the best game of his career in the season-finale at Cleveland, making eight receptions for 69 yards and two touchdowns. He hooked up with David Garrard from six and 15 yards in the fourth quarter for touchdowns against the Browns.

Miller was limited to certain offensive sets as he tried to strengthen his body to handle the rigors of the NFL.

"It was a long year for me," Miller said. "There was a lot of progression I had to make. I'm getting more comfortable every day and I feel if I stay on the path I'm on, I think I can be pretty good at the position. I'd like to be in a position that I can be on the field all the time. If I put on a little bit of weight, I can go out and fight a little more than I did this year. I don't know if I'll ever be a traditional blocking tight end, but I feel like I can be fairly decent at blocking, more or less get in the way. That's what blocking is. I'm never going to pancake somebody."

STRETCHING THE FIELD: Zach Miller finished with three receptions for 74 yards on 12/6 against Houston including a 62-yard catch.

The 62-yard reception was the longest by a tight end in franchise history. In addition, it was the second-longest reception by a rookie in team history. Marcedes Lewis had a 47-yard reception earlier in the game.

JAGUARS LONGEST RECEPTIONS BY A TIGHT END

RK	PLAYER, OPPONENT	REC.
1.	Zach Miller, 12/6/09 vs. HOU	62
2.	Todd Yoder, 12/5/04 vs. PIT	56
3.	Marcedes Lewis, 12/6/09 vs. HOU	47

JAGUARS LONGEST RECEPTIONS BY A ROOKIE

RK	PLAYER, OPPONENT	REC.
1.	Fred Taylor, 11/1/98 at BAL	78t
2.	Zach Miller, 12/6/09 vs. HOU	62

TORRY HOLT NOTES

HOLT LEADS WIDE RECEIVER CORPS: Seven-time Pro Bowl selection **Torry Holt** signed with the Jaguars on April 20. Holt, who finished his 11th NFL season, ranks 11th in NFL history with 920 receptions and 10th with 13,382 receiving yards and 74 touchdowns. He ranks second in NFL history with 77.3 average receiving yards per game. Additional notes on Holt:

■ Only Jaguar to have multiple receptions in 15 games. He missed the season-finale at Cleveland after suffering an injury to his finger on 12/27 at New England.

■ Ranked third on the team with 51 receptions and second with 722 yards. Had a 63-yard reception against the Dolphins, the longest of the season by a Jaguar.

■ Surpassed Keenan McCardell for 10th place in NFL history for receptions in week four against Tennessee.

■ Moved into 12th place in NFL history for receiving yards in week three at Houston, surpassing Irving Fryar (12,785). He surpassed Steve Largent (13,089) in 11th place on 11/8 against Kansas City and moved into 10th place on 11/29 at San Francisco.

■ Recorded 47 career 100-yard receiving games including one in 2009.

■ Recorded 80-plus receptions in eight of 10 seasons and 90-plus receptions in six seasons.

■ Started 10 postseason games and was a member of the Rams' 1999 Super Bowl XXXIV Championship team.

■ Reached 12,000 career receiving yards in his 146th career game, the second-fastest player in NFL history to accomplish the feat.

■ Made his 150th career start in week five at Seattle. Holt has played in 173 career games since joining the NFL in 1999 as the sixth overall pick of the St. Louis Rams.

EXCLUSIVE CLUB: **Torry Holt** reached 900 career receptions on 11/8 against Kansas City. He became the second-fastest player in NFL history to 900 career receptions and only the 10th player all-time.

FASTEST TO 900 RECEPTIONS

RK	PLAYER	GAMES
1.	Marvin Harrison	149
2.	Torry Holt	166
3.	Jerry Rice	168

TEAMS HAVE TO ACCOUNT FOR HOLT: Since 2000, **Torry Holt** leads the NFL with 1,464 passes thrown his way which resulted in 868 receptions. Here's the list:

MOST TARGETED PLAYERS SINCE 2000

RK	PLAYER, TEAM	TARGETS
1.	Torry Holt	1,464
2.	Terrell Owens	1,369
3.	Randy Moss	1,367
4.	Derrick Mason	1,285
	Tony Gonzalez	1,285

NFL'S ALL-TIME RECEPTIONS LEADERS

RK	PLAYER	YEARS	REC.	YARDS	AVG.	TD
1.	Jerry Rice	20	1,549	22,895	14.8	197
2.	Marvin Harrison	13	1,102	14,580	13.2	128
3.	Cris Carter	16	1,101	13,899	12.6	130
4.	Tim Brown	17	1,094	14,934	13.7	100
5.	Isaac Bruce*	16	1,024	15,208	14.9	91
6.	Terrell Owens*	14	1,006	14,951	14.9	144
7.	Tony Gonzalez*	13	999	11,807	11.8	82
8.	Andre Reed	16	951	13,198	13.9	87
9.	Art Monk	16	940	12,721	13.5	68
10.	Randy Moss*	12	926	14,465	15.6	148
11.	Torry Holt*	11	920	13,382	14.5	74
12.	Hines Ward*	12	895	10,947	12.2	78
13.	Keenan McCardell	16	883	11,373	12.9	63
14.	Derrick Mason	13	863	11,089	12.8	59
15.	Jimmy Smith	13	862	12,287	14.3	67

*Active

NFL'S ALL-TIME RECEIVING YARDS LEADERS

RK	PLAYER	YEARS	REC.	YARDS	AVG.	TD
1.	Jerry Rice	20	1,549	22,895	14.8	197
2.	Isaac Bruce*	16	1,024	15,208	14.9	91
3.	Terrell Owens*	14	1,006	14,951	14.9	144
4.	Tim Brown	17	1,094	14,934	13.7	100
5.	Marvin Harrison	13	1,102	14,580	13.2	128
6.	Randy Moss*	12	926	14,465	15.6	148
7.	James Lofton	16	764	14,004	18.3	75
8.	Cris Carter	16	1,101	13,899	12.6	130
9.	Henry Ellard	16	814	13,777	16.9	65
10.	Torry Holt*	11	920	13,382	14.5	74
11.	Andre Reed	16	951	13,198	13.9	87
12.	Steve Largent	14	819	13,089	16.0	100
13.	Irving Fryar	17	851	12,785	15.0	84
14.	Art Monk	16	940	12,721	13.5	68
15.	Jimmy Smith	13	862	12,287	14.3	67

*Active

HOLT JOINS 13,000 CLUB: **Torry Holt** surpassed 13,000 receiving yards in week six against St. Louis with a 41-yard reception in the first quarter. Holt became the third-fastest player in NFL history to reach 13,000 career receiving yards as he accomplished the feat in 164 games. Holt reached 11,000 career receiving yards faster than any player (131 games) and was the second-fastest to reach 12,000 career receiving yards as he did it his 146th career game.

FASTEST TO 13,000 RECEIVING YARDS

RK	PLAYER	GAMES
1.	Jerry Rice	154
2.	Marvin Harrison	162
3.	Torry Holt	164

TORRY HOLT/ROOKIE WIDE RECEIVERS

HOLT RANKS AMONG BEST ACTIVE PLAYERS

Torry Holt ranks fifth in receptions and third in 100-yard receiving games among active players. Here are the lists:

MOST RECEPTIONS (Active Players)

RK	PLAYER, TEAM	RECEPTIONS
1.	Isaac Bruce, STL, SF	1,024
2.	Terrell Owens, SF, PHI, DAL, BUF	1,006
3.	Tony Gonzalez, KC, ATL	999
4.	Randy Moss, MIN, OAK, NE	926
5.	Torry Holt, STL, JAX	920

100-YARD RECEIVING GAMES (Active Players)

RK	PLAYER, TEAM	100-Games
1.	Randy Moss, MIN OAK, NE	64
2.	Terrell Owens, SF, PHI, DAL, BUF	48
3.	Torry Holt, STL, JAX	47

Holt has made at least one reception in 168 consecutive games. It marks the second-longest streak among active players and the 9th-longest in NFL history.

CONSECUTIVE GAMES WITH A RECEPTION (Active Players)

RK	PLAYER, TEAM	GAMES
1.	Hines Ward, PIT	178
2.	Torry Holt, STL, JAX	168
3.	Tony Gonzalez, KC, ATL	146

RECEPTIONS OF 25-PLUS YARDS (Active Players)

RK	PLAYER, TEAM	25-PLUS
1.	Randy Moss, MIN OAK, NE	153
2.	Terrell Owens, SF, PHI, DAL, BUF	149
3.	Isaac Bruce, STL, SF	138
4.	Joey Galloway, SEA, DAL, TB	110
5.	Torry Holt, STL, JAX	103

MOST RECEIVING TDS (Active Players)

RK	PLAYER, TEAM	GAMES
1.	Randy Moss, MIN OAK, NE	148
2.	Terrell Owens, SF, PHI, DAL, BUF	144
3.	Isaac Bruce, STL, SF	91
4.	Tony Gonzalez, KC, ATL	82
5.	Hines Ward, PIT	78
6.	Joey Galloway, SEA, DAL, TB	77
7.	Torry Holt, STL, JAX	74

TORRY AND THE BOYS: Youth was definitely being served with the Jaguars group of wide receivers. Of the five receivers on the roster, only veteran **Torry Holt** had more than three years of experience. **Mike Sims-Walker** completed his third season and has played in 24 career games including 15 this season. Rookies **Mike Thomas** and **Tiquan Underwood** and first-year player **Nate Hughes** rounded out the group. Holt has played in 173 career games.

HOLT TOPS IN NFL HISTORY

Torry Holt has played in 173 games and ranks second in NFL history with 77.4 average receiving yards per game.

MOST RECEIVING YARDS PER GAME IN NFL HISTORY

RK	PLAYER, TEAM	AVERAGE
1.	Randy Moss, MIN OAK, NE	77.8
2.	Torry Holt, STL, JAX	77.4
3.	Marvin Harrison, IND	76.7
4.	Jerry Rice, SF, SEA	75.6
5.	Lance Alworth, SD, DAL	75.5

In addition, Holt is tied with Pro Football Hall of Famer Michael Irvin with 47 career 100-yard games.

MOST 100-YARD RECEIVING GAMES IN NFL HISTORY

RK	PLAYER	AVERAGE
1.	Jerry Rice	76
2.	Randy Moss	64
3.	Marvin Harrison	59
4.	Don Maynard	50
5.	Terrell Owens	48
6.	Michael Irvin	47
	Torry Holt	47

HOLT: BEST IN THE DECADE

Torry Holt leads the NFL since 2000 with 868 receptions for 12,594 yards. His 68 touchdown receptions rank as the fifth-most in the NFL.

MOST RECEPTIONS FROM 2000-09

RK	PLAYER, TEAM	RECEPTIONS
1.	Torry Holt, STL, JAX	868
2.	Tony Gonzalez, KC, ATL	831
3.	Hines Ward, PIT	819
4.	Derrick Mason, TEN, BAL	816
5.	Marvin Harrison, IND	791

MOST RECEIVING YARDS FROM 2000-09

RK	PLAYER, TEAM	YARDS (REC)
1.	Torry Holt, STL, JAX	12,594 (868)
2.	Randy Moss, MIN, OAK, NE	11,739 (777)
3.	Terrell Owens, SF, PHI, DAL, BUF	11,644 (784)
4.	Derrick Mason, TEN, BAL	10,481 (816)
5.	Marvin Harrison, IND	10,439 (791)

DEFENSIVE NOTES

LEADER OF THE DEFENSE: Sixth-year LB **Daryl Smith** has been the model of consistency for the Jaguars since being selected in the second round of the 2004 draft (39th overall). Smith has started 90 of 92 games and missed only three games due to injuries. He is the only player in franchise history to have a streak of five straight seasons with 100-plus tackles including a team-high 150 in 2009. The 150 tackles were the second-most of his career (170, 2006).

He ranks fourth in team history with 762 career tackles along with 14.5 sacks, four interceptions, six forced fumbles and five fumble recoveries.

In addition to his 150 tackles in 2009, Smith had a career-high nine tackles for loss and three forced fumbles along with 1.5 sacks, two fumble recoveries and one interception. He was the only player on the team with a sack, tackle for loss, interception, forced fumble and fumble recovery.

"I think Daryl's M.O. is that he's been steady, he's been consistent for us," Jaguars defensive coordinator Mel Tucker said. "He's always looking to get better. He's always looking to help our defense play better, and he's definitely a guy that week-in and week-out puts his best foot forward and gives us everything he has."

"He is the smartest guy I have probably ever seen out there," Jaguars linebacker Justin Durant said. "He has the most awareness I have probably seen at the linebacker position. Totally different person on the field. He has everything. He's fast, smart, quick and makes good decisions. He always stays disciplined."

Additional notes on Smith:

- Forced a fumble of Texans RB Chris Brown on the goal line in the final minutes in week three at Houston and recovered the ball in the end zone to seal the win. Had eight tackles and three QB pressures.
- Finished with a team-high 12 tackles in week four against Tennessee.
- Forced a fumble on 10/11 at Seattle and finished with seven tackles.
- Played all 62 snaps on 11/1 at Tennessee and recorded 12 tackles.
- Registered 1.5 sacks on 11/8 against Kansas City including nine tackles. Sacked Matt Cassel on the first play of the third quarter and teamed up with rookie Terrance Knighton to sack Cassel in the fourth quarter.
- Surpassed 100 tackles for the season on 11/29 at San Francisco with a team-high 11 tackles and two QB pressures.
- Led team with 11 tackles on 12/6 against Houston.
- Posted 11 tackles including one for a loss on 12/13 against Miami.
- Recorded first interception of the season on 12/17 against Indianapolis on a tipped ball by Reggie Nelson.
- Posted team-high 12 tackles on 12/27 at New England and recovered a fumble on the goal line to prevent a Patriots score on the opening drive of the game.
- Concluded the season at Cleveland with a team-high 15 tackles and two tackles for loss.

HARVEY LEADS TEAM IN PRESSURES: 2008 first-round pick **Derrick Harvey** led the team in quarterback pressures for the second straight season with 20. Harvey had a team-high 29 quarterback pressures along with 3.5 sacks as a rookie.

Harvey, who has not missed a game in two seasons, started all 16 games and produced a career-high 69 tackles, most among defensive linemen, along with two sacks and three tackles for loss. He registered his first sack of the season on 12/13 against Houston, taking down Matt Schaub on the Texans' opening possession and followed with a sack of Chad Henne on 12/13 vs. Miami.

RASHEAN MATHIS LEADS SECONDARY: Jaguars cornerback and team captain **Rashean Mathis** ranked second on the team with three interceptions and four takeaways despite missing six games due to injuries. Mathis tied for the team-lead with seven passes defended and added two forced fumbles and one fumble recovery.

Season notes:

- Recovered a fumble in week two against Arizona and intercepted Matt Schaub in week four at Houston.
- Intercepted Marc Bulger of the Rams in the end zone in the first quarter on 10/18.
- Missed game on 11/1 at Tennessee with a finger injury and returned to the lineup on 11/8 vs. Kansas City.
- Intercepted Jets QB Mark Sanchez on the first play of the game on 11/15 and forced a fumble on Jets WR Braylon Edwards in the third quarter that was recovered by Jaguars LB Clint Ingram. Mathis injured his groin in the fourth quarter against the Jets.
- Returned to the starting lineup on 12/17 against Indianapolis and finished with six tackles.

Career notes:

- Mathis, who became the first Jaguars cornerback to be voted to the Pro Bowl in 2006, holds the franchise records with 28 career interceptions and three interceptions returned for touchdowns.
- Returned to the starting lineup in 2009 after missing the final four games in 2008 with a knee injury. Despite missing four games, he tied for the team's lead with four interceptions and returned two of the interceptions for touchdowns.
- Grew up in Jacksonville and attended Englewood High School.
- Has started 100 games since being selected in the second round of the 2003 draft and has led the team in interceptions in four of the last six seasons.
- Picked off Peyton Manning on 9/21/08 at Indianapolis and returned it 61 yards for a touchdown, then intercepted Ben Roethlisberger against Pittsburgh on 10/5/08 on the opening possession and returned it 72 yards for the second-longest return in team history. He has recorded three of the four longest interception returns in franchise history.

NFL INTERCEPTIONS LEADERS 2004-09

Cornerback **Rashean Mathis** is tied for sixth in the NFL from 2004-09 with 26 interceptions. He is tied for eighth with three interceptions returned for touchdowns during that span.

RK	PLAYER, TEAM	INTS
1.	Ed Reed, Baltimore	34
2.	Asante Samuel, Philadelphia	33
3.	Darren Sharper, New Orleans	31
4.	Charles Woodson, Green Bay	30
5.	Champ Bailey, Denver	28
6.	Rashean Mathis, Jacksonville	26
	DeAngelo Hall, Atl., Oak., Was.	26

BALLHAWK

Cornerback **Rashean Mathis** holds the franchise records with 31 takeaways, 28 career interceptions, three interceptions returned for touchdowns and 487 interception return yards.

RK	PLAYER, YEARS	TAKEAWAYS
1.	Rashean Mathis, 2003-09	31 (28 ints., 3 fum.)
2.	Donovin Darius, 1998-2006	20 (14 ints., 6 fum.)
3.	Aaron Beasley, 1996-2001	18 (15 ints., 3 fum.)
	Tony Brackens, 1996-2003	18 (5 ints., 13 fum.)

DEFENSIVE NOTES

ANCHOR OF THE DEFENSE

Ninth-year defensive tackle **John Henderson** led the team with three sacks in 2009 along with 60 tackles, nine quarterback pressures and one fumble recovery.

Henderson recorded his fourth career multi-sack game on 11/22 against Buffalo with two sacks. Henderson moved into third place in franchise history with 29 career sacks, surpassing Kevin Hardy (28.5) and Paul Spicer (28.5). He has at least two sacks in the previous eight seasons.

JAGUARS CAREER SACKS LEADERS

RK	PLAYER, YEARS	SACKS
1.	Tony Brackens, 1996-2003	55.0
2.	Joel Smeenge, 1995-2000	34.0
3.	John Henderson, 2002-09	29.0
4.	Kevin Hardy, 1996-2001	28.5
	Paul Spicer, 2001-08	28.5

Henderson, a two-time Pro Bowl selection, has played in 124 games with 120 starts since being selected in the first round of the 2002 draft. Additional notes on Henderson:

- Career totals include 563 tackles (413 solo), 29 sacks, four forced fumbles, four fumble recoveries, 42 passes defended and 37 tackles for loss.

- Has missed only five games in his career. He missed a game for the first time in his career at Denver on 9/16/07 with a head injury, snapping a streak of 82 consecutive games played. He was inactive for two games in 2008 with a leg injury and was inactive on 12/13 against Miami with a shoulder injury.

- Played major role on defense that ranks eighth in the NFL from 2003-09, allowing 311.9 yards per game, and seventh in points allowed (19.7) during that span.

- Highest-drafted defensive lineman ever by the Jaguars.

MOST TACKLES BY NFL INTERIOR LINEMEN SINCE 2002

RK	PLAYER, TEAM	TACKLES
1.	Ryan Pickett, Green Bay	665
2.	Kelly Gregg, Baltimore	661
3.	Pat Williams, Minnesota	596
4.	John Henderson, Jacksonville	563
5.	Marcus Stroud, Buffalo	541

DURANT BATTLES INJURIES, FINISHES 2ND IN TACKLES:

Third-year pro Justin Durant moved to the middle in 2009 and ranked second on the team with 135 tackles along with one sack, one interception, four tackles for loss and one forced fumble. He missed two games with a hip injury and suffered a blow to the head on 11/15 at the New York Jets and missed the following week. He finished with double-digit tackles in five games, four of the first five, including a career-high 17 tackles on 11/1 at Tennessee. He was named AFC Defensive Player of the Week following the Houston game on 12/6, recording eight tackles, one sack and one interception.

Durant has started 33 of 40 games since being selected in the second round of the 2007 draft, compiling 318 tackles, two sacks, two forced fumbles and 14 tackles for loss. He led the team in 2008 with seven tackles for loss and ranked third on the club with 113 tackles. In 2007, he led the team with 31 postseason tackles in two games.

NOSE FOR THE BALL: Third-year safety **Gerald Alexander** started 10 of 15 games for the Jaguars in his first season with the club. Alexander was acquired via trade from Detroit on June 29, 2009 in exchange for WR Dennis Northcutt. He tied for the team-lead with three forced fumbles and added 58 tackles, two interceptions and one fumble recovery.

After starting five of the first eight games, he injured his shoulder on 11/8 against Kansas City and saw limited action the next three games. He returned to the starting lineup on 12/6 against Houston and intercepted Texans RB Chris Brown in the end zone to prevent a tying score and forced two fumbles and recovered one on 12/13 against Miami.

SMITH PLAYS HIS ROLE: Fourth-year safety **Anthony Smith** made an immediate impact on the Jaguars defense in eight games with the club after being claimed off waivers from St. Louis on Nov. 7. Smith started the final two games at free safety, finishing with seven tackles on 12/27 at New England and eight tackles in the season finale at Cleveland.

In eight games, Smith had two interceptions, one fumble recovery, 28 tackles, three passes defended and two quarterback pressures. He added eight special teams tackles. In his second game as a Jaguar, Smith intercepted Buffalo's Ryan Fitzpatrick in the fourth quarter on the Bills final drive to seal the victory. He played 18 snaps on 11/22 against Houston and intercepted Rex Grossman in the first quarter and returned it 30 yards. He led the team with four special teams tackles against the Texans. On 12/13 against Miami, Smith recovered a Davone Bess fumble late in the second quarter.

He was originally a third round pick of the Steelers in 2006 and played in 46 games with 14 starts over three seasons. He signed as a restricted free agent with Green Bay in March but was waived during final cuts and claimed by St. Louis.

STEPPING UP WHEN NUMBER IS CALLED: Second-year pro **Tyron Brackenridge** carved out a role for himself with the Jaguars. Brackenridge was originally signed as a rookie free agent by Kansas City in 2007 and played in 13 games with the Chiefs over two seasons. He was signed by the Jets in February and the Jaguars claimed him off waivers in May.

The former Washington State standout earned a roster spot after a productive preseason and he played a vital role on special teams in a career-high 16 games played and made a career-high five starts at cornerback for injured Rashean Mathis. In the first nine games, Brackenridge saw action for more than 20 snaps in only one game. In his five starts with Mathis out, he played more than 50 snaps as the Jaguars faced perennial Pro Bowl receivers Terrell Owens and Andre Johnson in a four-week span.

Brackenridge finished with 34 tackles, six passes defended, two forced fumbles and one tackle for loss. He added 11 special teams tackles. He led the team with a career-high 10 tackles and two forced fumbles on 12/13 against Miami. He finished with six tackles and a team-high three passes defended on 12/6 against Houston.

JAGUARS SPECIAL TEAMS

'MAINE' MAN ON SPECIAL TEAMS: Fourth-year pro **Montell Owens** was a longshot to make the club's roster as a rookie free agent in 2006. Owens took the unconventional route to the NFL, playing running back at Maine after not receiving any Division I scholarship offers. The Jaguars signed him as an undrafted rookie to fill up the training camp roster. He began at fullback and even saw time at safety during camp. No matter the position, he found a home on special teams with his reckless style of play and nose for making tackles. Four years later, he has a contract extension and is regarded by many as one of the NFL's best.

"First of all, he's a great human being," said Jaguars special teams coordinator Russ Purnell, who completed his 24th NFL season coaching special teams and has coached six Pro Bowl players with four different franchises. "He brings passion, work ethic, a very strong focus and great attention to detail. He has all the tools, strength, explosiveness and great toughness. He is right up there with all of the great ones I have coached."

Owens was named the first alternate to the AFC Pro Bowl roster after posting a career-high 30 special teams tackles. The 30 tackles tied the franchise's single-season record. He has played in 62 career games and has 75 special teams tackles, the second-most in franchise history. He had 12 tackles in the last five games including four on 12/17 against Indianapolis and three in the season-finale at Cleveland.

He ranked second on the team in 2008 with 18 tackles and had two touchdowns. He made his first career reception on 9/21/08 at Indianapolis, a 10-yard catch that extended the game-winning drive. He scored his first career touchdown on a 41-yard run on 9/28/08 vs. Houston as a result of a fake-punt direct snap. On 11/2/08 at Cincinnati, he recovered a fumble on a kickoff and returned it 18 yards for a score.

JAGUARS CAREER SPECIAL TEAMS LEADERS

RK	PLAYER, YEARS	TACKLES
1.	Brant Boyer, 1996-2000	94
2.	Montell Owens, 2006-09	75
3.	Brian Iwuh, 2006-09	61
4.	Danny Clark, 2000-03	55
5.	Nick Sorensen, 2003-06	53

JAGUARS SINGLE-SEASON SPECIAL TEAMS LEADERS

RK	PLAYER, YEAR	TACKLES
1.	Montell Owens, 2009	30
	Chad Nkang, 2007	30
3.	Danny Clark, 2000	25
	Brant Boyer, 1997	25
5.	Santo Stephens, 1995	24

CLOSER LOOK AT THE SPECIAL TEAMS

The Jaguars' special teams unit ranked among the best in the NFL in several categories. Here's a look at where the Jaguars ranked:

	AFC	NFL
Opp. start position after KO (25.5)	3rd	8th
Touchback pct. (26.6, 17 of 64)	3rd	8th
Punt return average (8.6)	7th	14th
KO returns of 20+ yards (44)	T-3rd	T-7th
KO returns of 40+ yards (5)	T-3rd	T-4th
Average start position after KO (25.6)	11th	19th
Opp. punt return average (4.2)	1st	1st
Opp. punt returns of 20-plus yards (0)	T-1st	T-1st
FG attempts of 50-plus yards (4 of 9)	1st	1st

■ The Jaguars tied for the second-fewest punt returns in the NFL with 27 for an 8.6 average.

NFL LEADERS IN OPPONENTS PUNT RETURN AVERAGE:

The Jaguars led the NFL in opponents punt return average (4.2) for the first time in franchise history. The 4.2 average was the third-lowest in the NFL since 2000 and the fifth-lowest since 1990. The Jaguars were the only team in the NFL to not allow a return of more than 13 yards in 2009.

SPECIAL TEAMS STANDOUT: Jaguars linebacker **Brian Iwuh** sets a goal each season of getting at least 20 special teams tackles and nearly reached the mark in 2009 as he finished second on the club with 17. The former undrafted rookie is third in franchise history with 61 career tackles. He had a career-high five special teams tackles against the Texans on 12/6 and followed with three on 12/13 against the Dolphins. Defensively, he finished with a career-high 38 tackles and three tackles for loss in two starts at MLB.

PODLESH WINS PUNTER JOB: Adam Podlesh completed his third season as the club's punter after battling veteran Steve Weatherford for the job in the preseason. Podlesh missed the final five games of the 2008 season with a knee injury. He finished with a 41.9-yard average (38.3 net) on 72 punts with a career-high 23 punts downed inside the 20-yard line. He has played in 43 games for the Jaguars since being selected in the fourth round of the 2007 draft and has a 42.2-yard average (37.4 net) on 172 punts.

HIGHEST NET AVERAGE IN JAGUARS HISTORY (SEASON)

RK	PLAYER, YEAR	NET AVG.	PUNTS
1.	Bryan Barker, 1997	38.8	66
2.	Bryan Barker, 1995	38.6	82
3.	Bryan Barker, 1998	38.5	85
4.	Adam Podlesh, 2009	38.3	72
5.	Chris Hanson, 2002	37.6	81

NEW LONG SNAPPER FOR JAGUARS: The Jaguars had a new long snapper in the regular season for the first time since 2001 as third-year pro **Jeremy Cain** outlasted veteran Joe Zelenka in the preseason. Cain has spent time with Chicago, Philadelphia, Tennessee, Washington and Jacksonville. He has appeared in 33 games including a career-high 16 games with the Jaguars in 2009. He finished with nine tackles in his first season with the Jaguars, the second-most in team history by a long snapper (13, Rich Griffith, 1999). He played in eight games with Chicago from 2004-05. After not playing in 2006, he was signed by Tennessee in 2007 and played in the final 10 games including the postseason for the Titans.

JAGUARS SPECIAL TEAMS

JOSH SCOBEE PROVIDES STRONG LEG: Josh Scobee was 18 of 28 (.643 pct.) on field goals in 2009 but the percentage can be a little misleading. Scobee was 11 of 12 from less than 40 yards and 4 of 9 from 50-plus yards.

Of his 10 misses, he had one blocked in week two against Arizona, fell just short on a NFL-record-tying attempt of 63 yards at the end of the first half at Indianapolis in the season-opener, was wide left on a 55-yard attempt at the end of the first half in week four against Tennessee, was wide left on a 58-yard attempt in week six against St. Louis, was wide left on a 53-yard attempt on 11/8 against Kansas City and was short from 57 yards on 12/17 against Indianapolis.

Additional notes:

- Scored 13 points against Tennessee on 10/4 as he was good from 22, 50 and 33 yards and was successful on all four PAT attempts.
- Hit from 24 and 46 yards at the Colts on Kickoff Weekend and was good from 30 yards against the Cardinals in week two.
- Connected on a 52-yarder in week three at Houston.
- Hit all three attempts on 12/6 against Houston, connecting from 51, 46 and 24 yards. He finished with 11 points.
- Was 1 for 2 against the Colts on 12/17 as he was good from 50 yards in the first quarter and was short on a 57-yard attempt at the end of the first half.

SCOBEE MOVES UP THE CHARTS

Kicker **Josh Scobee** has been successful on 76.7 percent (122 of 159) of his career field goal attempts. Scobee ranks second behind long-time kicker Mike Hollis in several categories in team history including consecutive games scoring.

MOST POINTS IN JAGUARS HISTORY

RK	PLAYER, YEARS	POINTS
1.	Mike Hollis, 1995-2001	764
2.	Josh Scobee, 2004-09	555
3.	Fred Taylor, 1998-2008	424

HIGHEST FIELD GOAL PERCENTAGE

RK	PLAYER, YEARS	GAMES
1.	Mike Hollis, 1995-2001	80.6 (175 of 217)
2.	Josh Scobee, 2004-09	76.6 (122 of 159)

MOST CAREER FIELD GOALS IN JAGUARS HISTORY

RK	PLAYER, YEARS	FGs
1.	Mike Hollis, 1995-2001	175 (217 attempts)
2.	Josh Scobee, 2004-09	122 (159 attempts)

MOST CONSECUTIVE GAMES SCORING IN JAGUARS HISTORY

RK	PLAYER	GAMES
1.	Mike Hollis	67 (12/24/95 through 9/10/00)
2.	Josh Scobee	61 (1/2/05 through 10/4/09)

RECORD 53-YARD FG HIT SIX TIMES: Josh Scobee has tied the franchise record with three 53-yard field goals since 2004. Mike Hollis (2) and Seth Marler also made field goals from 53 yards.

50-PLUS YARD FIELD GOALS

Josh Scobee has connected on 11 of 21 field goals in his career from 50-plus yards including three from 53 yards. The 11 field goals of 50-plus yard are the most in team history. He tied for fourth in the NFL in 2009 with four 50-yard field goals and his nine attempts from 50-plus yards were the most in the NFL.

SCOBEE'S 50-PLUS YARD FIELD GOALS

DATE	OPPONENT	FG	FINAL
10/24/04	at Indianapolis	53	W, 27-24
10/ 9/05	vs. Cincinnati	51	W, 23-20
10/ 9/05	vs. Cincinnati	53	W, 23-20
9/14/08	vs. Buffalo	50	L, 16-20
9/21/08	at Indianapolis	51	W, 23-21
10/26/08	vs. Cleveland	53	L, 17-23
11/ 2/08	at Cincinnati	52	L, 19-21
9/27/09	at Houston	52	W, 31-24
10/ 4/09	vs. Tennessee	50	W, 37-27
12/ 6/09	vs. Houston	51	W, 23-18
12/17/09	vs. Indianapolis	50	L, 31-35

SCOBEE FORCES TEAMS TO START AT 20-YARD LINE

Josh Scobee reached the end zone with 33 of his 63 kickoffs this season including 17 touchbacks, tied for the fourth-most in the AFC and tied for ninth in the NFL. He set a franchise-record in week four against Tennessee with five touchbacks and six of his eight kickoffs reached the end zone. He has recorded 91 touchbacks on 393 kick-offs since entering the NFL in 2004. Here's a list of the NFL's leaders in touchbacks from 2004-09:

MOST NFL TOUCHBACKS FROM 2004-09

RK	PLAYER, TEAM	TB	PCT.
1.	Olindo Mare, MIA, NO, SEA	110	30.2
2.	Neil Rackers, ARI	108	25.2
3.	Sebastian Janikowski, OAK	91	24.1
	Josh Scobee, JAX	91	23.0
5.	Michael Koenen, ATL	83	22.9

GAME-WINNING FIELD GOALS

Kicker **Josh Scobee** has hit six game-winning field goals for the Jaguars since entering the league in 2004 including two this season. Scobee hit a 36-yarder in overtime in week six to beat St. Louis and connected from 21 yards on 11/15 at NYJ as time expired.

SCOBEE'S GAME WINNERS

DATE	OPPONENT	FG	TIME	FINAL
10/24/04	at Indianapolis	53	0:38	27-24
1/5/08	at Pittsburgh	25	0:37	31-29
9/21/08	at Indianapolis	51	0:04	23-21
9/28/08	vs. Houston	37	11:25 (OT)	30-27
10/18/09	vs. St. Louis	36	8:00 (OT)	23-20
11/15/09	at New York Jets	21	0:03	24-22

ROOKIES TAKE LEADING ROLE

- The Jaguars concluded the season with a NFL-high 16 rookies on their roster.
- Since the third week of the season, at least 10 rookies were active on game day including 14 in the season-finale at Cleveland. Five rookies were in the starting lineup in five games including the last three weeks, and six in the season-finale.
- Rookies combined to make 71 starts for the Jaguars in 2009, the most in team history. CB Derek Cox and DT Terrance Knighton were the first rookie duo to start all 16 games in a season in team history.
- The Jaguars' first five draft choices combined to make 64 starts: Eugene Monroe 13, Eben Britton 15, Terrance Knighton 16, Derek Cox 16, Mike Thomas 4.
- Rookie free agent Russell Allen made five starts at linebacker including the last three games. Undrafted rookie Julius Williams made his first career start on 11/29 at San Francisco at defensive end and rookie Zach Potter started at tight end in the season-finale at Cleveland.
- The Jaguars started a franchise-record four rookies in the season-opener at Indianapolis in OT Eben Britton, CB Derek Cox, DT Terrance Knighton and OT Eugene Monroe. It marked the highest number of own draft choices to start for any NFL team on Kickoff Weekend.
- The last rookies to start on opening day for the Jaguars were LB Daryl Smith and WR Reggie Williams on September 12, 2004 at Buffalo.
- Knighton (72nd) and Cox (73rd) were selected with back-to-back third round picks. Knighton was one of nine defensive tackles selected in the first three rounds and the only one to start every game. There were 22 defensive backs selected in the first three rounds and Cox joined Miami's Sean Smith (2nd round, 61st overall) as the only players to start every game.
- Fifth-round pick Jarett Dillard played in the first seven games but was placed on injured reserve on 11/17 with a broken ankle.
- Britton and Monroe were the first pair of rookie tackles to start on opening day in the NFL since 1982 when Luis Sharpe and Tootie Robbins started for the St. Louis Cardinals.
- Knighton was the first rookie to start at defensive tackle on opening day in franchise history.
- Cox was only the second rookie to start at cornerback in franchise history. Fernando Bryant, the club's first-round pick in 1999, started the season-opener against San Francisco. Rashean Mathis started the first six games of his rookie year at safety before moving to cornerback.
- 20 Jaguars played in their first NFL regular season games in 2009 including 16 rookies (Eugene Monroe, Eben Britton, Terrance Knighton, Derek Cox, Zach Miller, Tiquan Underwood, Russell Allen, Jarett Dillard, Mike Thomas, Rashad Jennings, Julius Williams, William Middleton, Jeremy Navarre, Courtney Greene, Brock Bolen, Zach Potter).
- Second-year pro Atiyah Ellison saw his first career action at Indianapolis in the season-opener. LB Bryan Smith played in his first career game in week four vs. Tennessee. First-year WR Nate Hughes, activated from the practice squad on 11/17, played in four games. Fourth-year pro James Wyche, who was signed by St. Louis off the club's practice squad, saw his first career action on 12/6 against Houston.
- Five undrafted rookies signed by the Jaguars were on the active roster in LB Russell Allen, DE Julius Williams, DE Jeremy Navarre, FB Brock Bolen and C Cecil Newton. TE Zach Potter was signed as an undrafted rookie by the Giants and was signed to the Jaguars practice squad following the first week of the season. Potter started the season-finale at Cleveland. Newton and Potter were signed to the 53-man roster from the practice squad for the final two games.

JAGUARS 2009 DRAFT CLASS: The Jaguars selected nine players in the 2009 NFL Draft including seven players on Sunday in the final five rounds. All nine players were on the active roster until Nov. 16 when WR Jarett Dillard went on injured reserve, and the first five made a combined 64 starts. Seven offensive players and two defensive players were selected. The seven offensive players tied for the most taken by the club in franchise history (1995).

OT Eugene Monroe (Round 1, 8th overall, Virginia)

■ Started at left tackle in 13 games. Missed week four with an illness and saw limited action in week five at Seattle and 11/1 at Tennessee. Four-year letterman and three-year starter at Virginia. One of six offensive linemen taken in the first round and third overall (behind Jason Smith and Andre Smith).

OT Eben Britton (Round 2, 39th overall, Arizona)

■ Started 15 games at right tackle and was inactive in week four with a knee injury. First offensive lineman taken in the second round and seventh overall. Can play both left and right tackle as well as guard.

DT Terrance Knighton (Round 3, 72nd overall, Temple)

■ Started all 16 games and totaled 1.5 sacks, 53 tackles and six tackles for loss. Recorded first career sack on 11/8 against Kansas City and had first career forced fumble on 11/22 against Bills. Four-year letterman and three-year starter.

CB Derek Cox (Round 3, 73rd overall, William & Mary)

■ Started all 16 games and had three interceptions, 76 tackles and a fumble recovery. Three-year starter and second-highest drafted player in school history (Darren Sharper, 2nd, 1997). Had nine interceptions in college.

WR Mike Thomas (Round 4, 107th overall, Arizona)

■ Played in 14 games and started four at receiver and served as primary return specialist. Set franchise record for a rookie with 48 receptions for 453 yards. Had an 8.4-yard punt return average and 24.8-yard kickoff return average. Had career-high seven receptions for 65 yards in season-finale at Cleveland. Pac-10's all-time leader in receptions with 259.

WR Jarett Dillard (Round 5, 144th overall, Rice)

■ Saw action in seven of first nine games and totaled six receptions for 106 yards. Suffered a season-ending ankle injury on 11/15 in Jets win and was placed on injured reserve.

TE Zach Miller (Round 6, 180th overall, Nebraska-Omaha)

■ Former college quarterback played in 14 games and totaled 21 receptions for 212 yards and nine special teams tackles. Had a career-long 62-yard reception on 12/6 against Houston, the longest reception by a tight end in franchise history. Scored two touchdowns in season-finale at Cleveland. Rushed for a school-record 50 touchdowns as a senior.

RB Rashad Jennings (Round 7, 250th overall, Liberty)

■ Played in 15 games and totaled 39 carries for 202 yards and one touchdown. Led Jaguars with nine carries for 53 yards in week four against Tennessee and scored his first career touchdown on 11/8 against Kansas City on a 28-yard run. Rushed for 4,044 yards and 43 touchdowns. Spent freshman season at Pittsburgh before transferring to Liberty.

WR Tiquan Underwood (Round 7, 253rd overall, Rutgers)

■ Appeared in three games, mainly on special teams. Saw first NFL action on 9/27 at Houston and returned two kicks for 19.0-yard average. Had 132 receptions for 16 touchdowns at Rutgers.

YOUTH BEING SERVED

STEPPING IN AS STARTER: CB **Derek Cox** and DT **Terrance Knighton** were inserted into the starting lineup in week one at Indianapolis and never relinquished their role. The duo were the first pair of rookies in team history to start all 16 games in the same season. They became only the sixth and seventh rookies to start all 16 games in team history. OT **Eben Britton** started 15 games, missing one game with a knee injury.

JAGUARS MOST GAMES STARTED BY A ROOKIE

RK	PLAYER, YEAR	STARTS
1.	OT Brian DeMarco, 1995	16
	CB Fernando Bryant, 1999	16
	C Brad Meester, 2000	16
	OT Maurice Williams, 2001	16
	CB/S Rashean Mathis, 2003	16
	CB Derek Cox, 2009	16
8.	DT Terrance Knighton, 2009	16
	LB Kevin Hardy, 1996	15
	WR Reggie Williams, 2004	15
	S Reggie Nelson, 2007	15
	OT Eben Britton, 2009	15

COX MAKES QUICK IMPACT: Third-round pick **Derek Cox** made an immediate impact in his first season, joining Daryl Smith and fellow rookie Terrance Knighton as the only defensive players to start all 16 games. Cox led the team with four interceptions and five takeaways, and tied for the team-lead with seven passes defended along with 76 tackles and one fumble recovery.

Cox recorded two takeaways on the first two possessions of his NFL career at Indianapolis in the season-opener. After the Colts moved the ball to the Jaguars four-yard line on their opening drive, Cox intercepted Peyton Manning in the end zone. On the ensuing drive, Cox recovered a Joseph Addai fumble caused by Quentin Groves. Additional notes include:

- Second-highest drafted player in William & Mary history with only current New Orleans Saints safety Darren Sharper taken higher (2nd, 1997, Green Bay).
- Cox, Sharper and Arizona's long snapper Mike Leach are the only current NFL players from William & Mary.
- Jaguars traded with New England to move up to select Cox.
- Ranked tied for second among all NFL rookies with four interceptions.
- Finished with seven tackles (six solo) with an interception and one pass defended in week four against Tennessee and followed with a career-high eight tackles in week five at Seattle.
- Had six solo tackles and two passes defended on 12/6 against Houston.
- Picked off Chad Henne in the fourth quarter on 12/13 against Miami and added five tackles.
- Intercepted Derek Anderson in the season-finale at Cleveland.

JAGUARS MOST INTERCEPTIONS BY A ROOKIE

RK	PLAYER, YEAR	INTERCEPTIONS
1.	Reggie Nelson, 2007	5
2.	Derek Cox, 2009	4
3.	Kevin Hardy, 1996	2
	Fernando Bryant, 1999	2
	Rashean Mathis, 2003	2

DILLARD SUFFERS SEASON-ENDING INJURY: Rookie WR **Jarett Dillard** broke his ankle on 11/15 in the win over the Jets after hauling in a seven-yard reception for a first down. Dillard finished his first NFL season with six receptions for 106 yards (17.7 avg.) in seven games.

'POT ROAST' MAKES IMPACT: Rookie defensive tackle **Terrance Knighton** was a steady force in the middle of the Jaguars defense, the only defensive lineman to start all 16 games. The 16 starts were the most by a rookie defensive lineman in team history, surpassing John Henderson (13, 2002). Knighton, nicknamed 'Pot Roast' by LB Clint Ingram, joined Derek Cox as the only rookies to start every game. He finished with 53 tackles including a career-high 10 tackles on 11/1 at Tennessee and four tackles for loss in the season-finale at Cleveland. He split a sack with Daryl Smith on 11/8 against Kansas City and recorded his first career forced fumble on 11/22 against Buffalo. On 12/13 against Miami, he sacked Chad Henne for a five-yard loss and also recovered a fumble.

READY WHEN NEEDED: Former San Diego State LB **Russell Allen** went undrafted but was coveted by the Jaguars right after the draft. Allen joined DE **Julius Williams** as the only two rookie free agents to make the opening day roster. Allen, who made five starts, was one of only three rookies (Cox and Knighton) to play in all 16 games. Williams, who had 10 tackles (six solo) made his first career start on 11/29 at San Francisco and saw action on 28 snaps.

Allen was inserted into the starting lineup in week five at Seattle with injuries to Clint Ingram and Justin Durant and tied for the team-lead with 12 tackles. Allen made his second start on 11/22 against Buffalo with Durant inactive, and he responded with seven tackles and one quarterback pressure. He started the last three weeks against Indianapolis, New England and Cleveland and finished with a team-high 12 tackles against the Colts. He finished with 58 tackles and three tackles for loss and ranked third on the team with 14 special teams tackles.

DE **Jeremy Navarre** was activated from the practice squad on 11/23 and saw action in the defensive line rotation the last six games. FB **Brock Bolen** was signed from the practice squad 12/14 and played in the last three games. TE **Zach Potter** started the season-finale at Cleveland after the spending the majority of the season on the club's practice squad.

ROOKIE JENNINGS LEARNING THE WAY: Seventh-round pick **Rashad Jennings** shares the same agent with Maurice Jones-Drew and the players spent quality time in the offseason training together. Prior to the NFL Combine in February, the players trained at Perfect Competition in Miami and they returned throughout the offseason after becoming teammates. Jennings served as the primary backup for Jones-Drew in 2009, totaling 202 yards on 39 carries with one touchdown along with 16 receptions for 101 yards. He scored his first NFL touchdown on 11/8 against Kansas City with a career-long 28-yard run in the first quarter. He led the Jaguars in rushing in week four against Tennessee with 53 yards on nine carries against the Titans including a 14-yard run.

Jennings started his career at Pittsburgh in 2005 before transferring to Liberty. He played in 31 games with Liberty and rushed for a Big South Conference record 3,633 yards on 633 attempts (5.7 avg.) with 42 touchdowns. He set a conference-record with 22 career 100-yard rushing games including 10 as a senior.

2009 DRAFT CLASS CONTINUES TO GROW: The 2009 NFL Draft officially ended with the selection of Mr. Irrelevant on April 26, but the Jaguars continued to add draft picks to their roster. The Jaguars selected nine players in the 2009 draft and all nine players were on the 53-man roster. In addition, the club added three players that were drafted by other teams in 2009 in DB Don Carey (6th round, Cleveland), S Courtney Greene (7th round, Seattle) and CB William Middleton (5th round, Atlanta). Carey was placed on injured reserve on September 1. Greene and Middleton were signed following the second game of the season and both played on all of the club's return and coverage units.

TEAM NOTES

GENE SMITH COMPLETES 1ST SEASON AS GENERAL MANAGER

Jacksonville Jaguars owner **Wayne Weaver** promoted **Gene Smith** to general manager and senior vice president, player personnel on January 12, 2009.

Smith, 45, has served in several roles in the Jaguars' personnel department since 1994. One of 14 current staff members who joined the organization in its first year, Smith came to Jacksonville as the team's scouting representative for the BLESTO scouting organization. He became a Jaguars college scout in 1996, and was promoted in 2000 to director of college scouting. In 2008, Smith was promoted to the position of executive director/college and pro personnel.

The personnel department includes: **Terry McDonough** (Director, Player Personnel), **Louis Clark** (Assistant Director, Pro Personnel), and **Tim Minge** (Assistant Director, College Personnel).

Smith oversaw the Jaguars roster in 2009 which included 32 new faces and 16 rookies.

NEW CROP OF JAGUARS: Of the Jaguars' 53 roster players at the end of the season, 32 were new to the team. Only seven of the 22 players who started on opening day in 2008 returned and just 18 players on the current roster were on the opening day roster in 2008.

UNDRAFTED ROOKIES ON OPENING DAY ROSTER

Since Jack Del Rio took over the helm in 2003, there have been 14 undrafted free agent rookies on the club's opening day roster.

Russell Allen and defensive end **Julius Williams** earned roster spots in 2009. Rookie free agent defensive end **Jeremy Navarre**, fullback **Brock Bolen** and center **Cecil Netwon** were added from the practice squad during the season.

YEAR	PLAYER
1995	TE Gordon Laro
1996	CB Rashid Gayle
1997	CB Kevin Devine, DE Jabbar Threats
1998	None
1999	FB Stacey Mack
2000	None
2001	RB Elvis Joseph, WR Randal Williams, FB Patrick Washington
2002	None
2003	PK Seth Marler, WR Cortez Hankton, DT Matt Leonard
2004	TE Brian Jones, CB David Richardson
2005	G Dan Connolly, RB/KR Derrick Wimbush
2006	OT Richard Collier, DE Tony McDaniel, RB Montell Owens
2007	None
2008	CB Brian Witherspoon, CB Isaiah Gardner
2009	LB Russell Allen, DE Julius Williams

ADDITIONS TO ROSTER PLAY MAJOR ROLE

The Jaguars added 17 players to their roster following the NFL Draft in April and several played a vital role for the club. Here's the list:

- **LB Russell Allen** - Undrafted rookie played in all 16 games with five starts. Recorded 58 tackles on defense and ranked third on the team with 14 special teams tackles. Started and had team-high 12 tackles on 12/17 vs. Colts.
- **DE Julius Williams** - Undrafted rookie played in 11 games and made first career start on 11/29 at San Francisco. Registered 10 tackles on defense and one on special teams.
- **DE Jeremy Navarre** - Undrafted rookie played in last six games and totaled five tackles.
- **CB Tyron Brackenridge** - Claimed off waivers on May 20 from the New York Jets. Played in every game with a career-high five starts. Made career-high 34 tackles on defense including a team-high 10 on 12/13 against Miami. Added 11 special teams tackles.
- **LS Jeremy Cain** - Claimed off waivers on June 18 from Washington. Served as long-snapper for all punts and placekicks in all 16 games. Finished with nine tackles on special teams.
- **S Gerald Alexander** - Acquired in trade on June 30 from Detroit (for WR Dennis Northcutt). Started five of first eight games before injuring shoulder. Returned to the starting lineup the last five games and finished the season with 58 tackles, career-high three forced fumbles, two interceptions and one fumble recovery.
- **DB Michael Coe** - Signed off the New York Giants practice squad on Nov. 25. Played in five games and totaled three special teams tackles.
- **TE Ernest Wilford** - Signed as free agent Aug. 25 and played in 15 games with seven starts. Totaled 11 receptions for 123 yards.
- **QB Luke McCown** - Acquired in trade on Sept. 6 from Tampa Bay. Played briefly in three games and was the only backup QB behind David Garrard.
- **CB William Middleton** - Signed on Sept. 21 off Atlanta's practice squad. Originally a fifth round pick of the Falcons in 2009. Appeared in the last 12 games mainly on special teams and ranked fourth on the club with 12 tackles. Added seven solo tackles on defense.
- **S Courtney Greene** - Signed as a rookie free agent on Sept. 21 after he was released by Seattle. Played in nine games on special teams and posted 10 tackles.
- **S Anthony Smith** - Claimed off waivers on Nov. 7 from St. Louis. Played in last eight games including two starts and totaled 28 tackles, two interceptions and one fumble recovery.
- **DE Chris Harrington** - First-year defensive end was signed by the Jaguars off Arizona's practice squad on 12/11. Played in last three games and had one tackle.
- **FB Brock Bolen** - Undrafted rookie was signed off the club's practice squad on 12/14 and played in the last three games.
- **TE Zach Potter** - Originally signed as a rookie free agent by the Jets and was added to the Jaguars practice squad on 9/17. Signed to active roster on 12/21 and played in season-finale at Cleveland, making one reception for three yards.
- **LB Tank Daniels** - Fourth-year pro was signed by the Jaguars on 12/21 and saw action on special teams in the season-finale at Cleveland.
- **C Cecil Newton** - Undrafted rookie was signed to the active roster on 12/19 but was inactive for final two games.

CLOSER LOOK AT THE ROSTER

OFFSEASON ACQUISITIONS: The Jaguars added several veterans to the roster in 2009. Here's the list:

S Gerald Alexander (Trade, Detroit)

■ Acquired via trade with Detroit for WR Dennis Northcutt on June 29. Has played in 36 games (27 starts) since being selected in the second round of the 2007 draft by Detroit. Recorded three interceptions and two forced fumbles in 2009 while making 10 starts.

CB Tyron Brackenridge (Waivers, New York Jets)

■ Claimed off waivers from the New York Jets on May 20. Played in 30 games with six starts the last three seasons with Kansas City and Jacksonville. Started five games at CB for Rashean Mathis. Finished with 11 special teams tackles and 34 tackles and six passes defended.

LS Jeremy Cain (Waivers, Washington)

■ Third-year veteran was claimed off waivers from Washington on June 17. Won the long snapper job in the preseason. Has played in 33 games with Chicago, Tennessee and the Jaguars.

CB Michael Coe (Practice squad, N.Y. Giants)

■ Third-year pro was signed off the Giants practice squad on 11/25 and played in final five games. Was originally a fifth-round pick of Indianapolis in 2007.

S Sean Considine (UFA, Philadelphia)

■ Spent the previous four seasons with Philadelphia. Has played in 57 games with 23 starts including six this season. Intercepted Buffalo QB Ryan Fitzpatrick on the opening drive on 11/22 against Buffalo.

LB Tank Daniels (FA, Philadelphia)

■ Fourth-year pro has played in 27 career games for Philadelphia and N.Y. Giants and saw action in the season-finale at Cleveland for the Jaguars. Has 28 career special teams tackles.

G Kynan Forney (FA, San Diego)

■ Veteran guard has started 88 of 98 games with Atlanta and Jacksonville. Joined San Diego as a free agent in 2008 but did not play. Signed with the Jaguars on September 8.

DE Chris Harrington (Practice squad, Arizona)

■ First-year pro played in the final two games for the Jaguars. Was a sixth round pick of Arizona in 2008 and was signed by the Jaguars off the Cardinals practice squad on December 11.

WR Torry Holt (FA, St. Louis)

■ Seven-time Pro Bowl selection signed with the Jaguars as a veteran free agent on April 20. Career totals include 920 receptions for 13,382 yards with 74 touchdowns.

QB Luke McCown (Trade, Tampa Bay)

■ Sixth-year quarterback has played in 15 career games with seven starts. Acquired via trade with Tampa Bay on September 6. Career totals include 143 of 241 passing for 1,619 yards with 9 TDs/10 INTs for 74.7 rating.

OL Paul McQuistan (FA, Oakland)

■ Third-year offensive lineman played in 35 games with 12 starts for Oakland since being selected in the third round of the 2006 draft.

DT Greg Peterson (FA, Tampa Bay)

■ Third-year tackle saw action in two games and finished with two tackles. Originally a fifth round pick of Tampa Bay in 2007. Was signed by the Jaguars on September 29.

S Anthony Smith (Waivers, St. Louis)

■ Fourth-year pro has played in 56 games with 16 starts for Pittsburgh, St. Louis and Jacksonville. Was claimed off waivers from the Rams on Nov. 7. Had two interceptions and a fumble recovery in eight games with the Jaguars.

DT Montavious Stanley (FA, New Orleans)

■ Signed as a veteran free agent on July 23. Has played in 33 games with six starts.

OT Tra Thomas (UFA, Philadelphia)

■ Three-time Pro Bowl selection spent the past 11 seasons with Philadelphia. Has missed only eight games due to injuries. Has started 168 of 174 games and made 17 postseason starts.

TE Ernest Wilford (FA, Miami)

■ Sixth-year pro was originally a fourth-round pick of the Jaguars in 2004. Started his career at wide receiver before making switch to tight end with Miami in 2009 offseason.

ELDER STATESMEN: Five Jaguars players have played in 100 or more games during their careers: OT Tra Thomas (174 games, 168 starts), WR Torry Holt (172 games, 157 starts), C Brad Meester (145 games, 145 starts), DT John Henderson (124 games, 120 starts) and CB Rashean Mathis (100 games, 100 starts). Only Meester (145), Henderson (124) and Mathis (100) have played in 100 games as a Jaguar. G Kynan Forney is next at 98 games played with 88 starts.

JAGUARS GO WITH TWO QBs: The Jaguars started the 2009 season with only two quarterbacks (**David Garrard, Luke McCown**) on their opening day roster for the third consecutive season and third time overall. The Jaguars were one of eight NFL teams to start the season with only two quarterbacks on their roster, joining Chicago, Green Bay, New England, New Orleans, New York Giants, Philadelphia and Washington.

SMALL SCHOOL SUCCESS: The Jaguars had 14 players on their final roster who arrived in the NFL from a Division I-A school: LS Jeremy Cain (Massachusetts), CB Derek Cox (William & Mary), LB Justin Durant (Hampton), RB Rashad Jennings (Liberty), CB Rashean Mathis (Bethune-Cookman), C Brad Meester (Northern Iowa), CB William Middleton (Furman), TE Zach Miller (Nebraska-Omaha), FB Montell Owens (Maine), DT Greg Peterson (North Carolina Central), WR Nate Hughes (Alcorn State), Michael Coe (Alabama State), LB Tank Daniels (Harding), C Cecil Newton (Tennessee State)

FLORIDA NATIVES: CB Rashean Mathis (Jacksonville) and WR Mike Sims-Walker (Orland) are two of six Florida natives on the club's roster. LS Jeremy Cain (Boynton Beach), S Reggie Nelson (Melbourne), OT Tra Thomas (DeLand) and CB Kennard Cox (Miami) also hail from the Sunshine State.

FORMER FIRST ROUND PICKS: The Jaguars have seven former first-round picks on their roster including five drafted by the Jaguars. The list includes DE Derrick Harvey, DT John Henderson, WR Torry Holt, TE Mercedes Lewis, OT Eugene Monroe, S Reggie Nelson, OT Tra Thomas.

POSITION-BY-POSITION

Here is a position-by-position breakdown of the 2009 Jaguars:

QUARTERBACKS (2)

■ The Jaguars had two quarterbacks on their opening day roster for the third consecutive season and third time overall. **David Garrard**, a fourth-round pick in 2002, completed his third season as the starter and was named to his first Pro Bowl. Garrard owns a 31-31 record as a starter with 66 touchdown passes and an 84.9 career passer rating. In 2009, Garrard completed 60.9 percent of his passes for 3,597 yards with 15 touchdowns and 10 interceptions for an 83.5 rating. He recorded three 300-yard passing games.

■ Sixth-year veteran **Luke McCown** was acquired via trade from Tampa Bay on Sept. 6 and he backed up Garrard. McCown, fourth round pick of Cleveland in 2004, has played in 15 career games with seven starts. He was acquired via trade by Tampa Bay in 2005. His career totals include 143 of 241 passing for 1,619 yards with nine touchdowns and 10 interceptions for a 74.7 rating.

RUNNING BACKS (4)

■ Four running backs were on the roster led by first-time Pro Bowl selection **Maurice Jones-Drew**. Jones-Drew ranks second in the NFL with 56 touchdowns (49 rushing, 5 receiving, 2 returns) the past four seasons. Jones-Drew tied for second in the NFL with 16 touchdowns in 2009 and ranked fourth in rushing yards (1,391). He had five 100-yard rushing games including a career-high 177 on 11/1 at Tennessee and two games with three touchdowns.

■ Fullback **Greg Jones** was placed on injured reserve on 12/17 and replaced by undrafted rookie **Brock Bolen**. **Montell Owens** also saw action at fullback and excelled on special teams. Owens, who didn't play in the preseason, led the team with 30 special teams tackles in 2009, tied for the most in a season in franchise history. He was voted the first alternate special teams player for the Pro Bowl.

■ Seventh-round pick **Rashad Jennings** earned a roster spot and backed up Jones-Drew. Jennings led the Jaguars with 53 rushing yards on nine carries in week four against Tennessee. Jennings rushed for 3,633 yards and 42 touchdowns at Liberty.

WIDE RECEIVERS (5)

■ The Jaguars receiving corps was upgraded in the offseason with the addition of a seven-time Pro Bowler and three players through the draft. The club added **Torry Holt** through free agency and he completed his 11th NFL season, ranking 11th in NFL history in receptions (920) and 10th in receiving yards (13,382). He has played in 173 games with 158 starts and ranks second in NFL history with 77.3 average receiving yards per game.

■ **Mike Sims-Walker**, a 2007 third-round pick, led the team with a career-high 63 receptions for 869 yards and seven touchdowns. Sims-Walker had three 100-yard receiving games this season including a career-high 147 yards on six receptions on 11/8 against Kansas City.

■ The Jaguars added three wideouts in the draft with **Mike Thomas** (4th round), **Jarett Dillard** (5th round) and **Tiquan Underwood** (7th round). Thomas, the Pac-10's all-time leader in receptions with 259 at Arizona, set a franchise record for a rookie with 48 receptions along with 453 yards. Dillard suffered an ankle injury on 11/15 at the Jets and was placed on injured reserve. Underwood appeared in three games as a rookie after finishing with 132 receptions and 16 touchdowns in four seasons for the Scarlet Knights. The Jaguars activated first-year pro **Nate Hughes** from the practice squad on 11/17 and he finished the season with five receptions for 70 yards including a 35-yard touchdown reception on 12/6 vs. Houston.

TIGHT ENDS (4)

■ Former first-round pick **Mercedes Lewis** ranked fifth on the team with 32 receptions for a career-high 518 yards and two touchdowns. Lewis, the 28th overall pick in 2006, has 123 career receptions for 1,524 yards and seven touchdowns. He had a career-long 47-yard reception on 12/6 against Houston.

■ Sixth-round pick **Zach Miller** made the transition from college quarterback to tight end. Miller played in 14 games and finished with 21 receptions for 212 yards and two touchdowns.

■ Former fourth round pick **Ernest Wilford** rejoined the Jaguars on August 25 after spending the 2008 season with Miami. Wilford has played in 85 career games and totaled 155 receptions for 2,142 yards and 15 touchdowns. The Jaguars signed undrafted rookie **Zach Potter** off the practice squad on 12/19 and he made his first career reception in the season-finale at Cleveland.

OFFENSIVE LINE (10)

■ The Jaguars offensive line had a different look in 2009 as several players returned from injuries and the club added two players in the draft. Center **Brad Meester** started at center in his 10th NFL season and ranks second in franchise history with 145 starts.

■ **Vince Manuwai** returned to lineup at left guard. Third-year pro **Uche Nwaneri** was inserted into the lineup in 2008 and started 28 of 41 career games including the last 13 games at right guard. Nwaneri has the ability to play both guard and center.

■ The club selected tackles **Eugene Monroe** (1st round) and **Eben Britton** (2nd round) in the draft and they became the first rookies to start at tackle on opening day in franchise history. Britton started 15 of 16 games at right tackle while Monroe made 13 starts at left tackle. Monroe was the eighth overall pick after starting for three seasons at Virginia. Britton was the seventh offensive lineman taken overall and has the ability to play right and left tackle as well as guard.

■ The club added veteran **Tra Thomas** in free agency and he backed up Monroe at left tackle and saw action in short-yardage situations. Thomas made three starts at left tackle in 2009. Thomas, a three-time Pro Bowl selection, has started 168 of 174 games.

■ Veteran **Kynan Forney** was signed on Sept. 8 and he added depth at guard. Forney has started 88 games at right guard the last nine seasons. **Jordan Black** has played in 65 games with 31 starts over six seasons and he can play multiple positions along the line. Black saw extensive action in short-yardage situations in 2009. OL **Paul McQuistan** was signed on Nov. 21 and the club signed undrafted rookie center **Cecil Newton** off the practice squad on 12/21.

DEFENSIVE LINE (9)

■ The Jaguars had a mix of veterans and youth along the defensive line. Two-time Pro Bowl selection **John Henderson** finished his eighth season with the club and he anchored the Jaguars defense. Henderson has 29 career sacks in 124 games including a team-high three sacks in 2009. Third-round pick **Terrance Knighton** started three seasons at Temple and he was the only defensive lineman to start all 16 games.

■ The Jaguars added speed off the edge in the 2008 draft with first-round pick **Derrick Harvey** and second-round pick **Quentin Groves**. Harvey, the eighth overall pick, led the team with 20 quarterback pressures and was second with two sacks. Groves, who recorded 26 career sacks at Auburn, finished with 2.5 sacks and 11 quarterback pressures in 2008. He recorded his first career interception on 11/15 at the New York Jets and had a season-high six tackles on 12/6 against Houston.

■ Second-year pro **Atiyah Ellison** played in 15 games with six starts before he suffered a season-ending knee injury on 12/27 at New England. The Jaguars added tackle **Montavious Stanley** in training camp and he has played in 33 games with six starts in three seasons.

■ Rookie defensive end **Julius Williams** was one of only two undrafted rookies to make the 53-man opening day roster and he earned his first career start on 11/29 at San Francisco. The Jaguars added third-year tackle **Greg Peterson** on Sept. 29 and activated rookie defensive end **Jeremy Navarre** from the practice squad on 11/23. The Jaguars signed first-year defensive end **Chris Harrington** off Arizona's practice squad on 12/11.

POSITION-BY-POSITION

LINEBACKERS (5)

- One outside linebacker position was manned by sixth-year pro **Daryl Smith**. Smith has started 90 of 92 career games and surpassed 100 tackles in five consecutive seasons including a team-high 150 in 2009. He also led the team with a career-high nine tackles for loss and three forced fumbles including one in week three at Houston that he recovered in the end zone to seal the victory. Fourth-year pro **Clint Ingram** suffered a shoulder injury on 12/13 against Miami and was placed on injured reserve on 12/21.
- Third-year pro **Justin Durant** started in the middle for the first time and posted 135 tackles, four tackles for loss and one forced fumble. He returned to the lineup on 11/1 at Tennessee and posted 17 tackles after missing two games with a hip injury. He led the team in tackles in three of the first four games, with 14 at Indianapolis, 15 against Arizona and 10 at Houston. He has started 32 of 39 games and recorded 318 tackles, two sacks, two forced fumbles and two interceptions since being selected in the second round of the 2007 draft.
- Fourth-year pro **Brian Iwuh** excelled on special teams and added depth in the middle. Iwuh, who made two starts this season, has 61 special teams tackles in four seasons including 17 in 2009.
- **Russell Allen** was one of two undrafted rookies to make the roster and he saw extensive action on special teams and at linebacker. Allen made his first career start in week five at Seattle and tied for the team-lead with 12 tackles. He started on 11/22 in place of Durant and finished with seven tackles. He tied his career-high with 12 tackles on 12/17 against Indianapolis in a starting role. The Jaguars signed fourth-year pro **Tank Daniels** on 12/21. Daniels has spent time with Philadelphia and the New York Giants and excels on special teams.

DEFENSIVE BACKS (10)

- Seventh-year pro **Rashean Mathis**, regarded as one of the NFL's top cornerbacks, had three interceptions in 10 games. Mathis holds the franchise record with 28 career interceptions with picks on 11/15 against the Jets, one in week three at Houston and one in week six against St. Louis. He was inactive on 11/1 at Tennessee after injuring his left index finger against the Rams. He suffered a groin injury in the Jets win and missed four games before returning on 12/17 against the Colts. He was inactive for the season finale at Cleveland.
- The Jaguars moved up to select **Derek Cox** in the third round of last year's draft and he started opposite Mathis. Cox led the team with four interceptions and tied for the team-lead with seven passes defended. He was a three-year starter at William & Mary, recording nine career interceptions. He recorded an interception off Peyton Manning in the season-opener on the Colts first drive and then recovered a fumble on their ensuing possession.
- Second-year pro **Tyron Brackenridge** played in all 16 games for the first time in his career and made a career-high five starts for the Jaguars after playing in 14 games with Kansas City the last two seasons.
- The club had five experienced players at safety. **Gerald Alexander**, a second-round pick of Detroit in 2007, started five straight games at SS until he was inactive for a game with a shoulder injury. In his first start as a Jaguar, he responded with an interception and forced fumble and did not miss a snap against Tennessee. He started the last five games and had an interception and two forced fumbles. Alexander played in 21 games with 17 starts with the Lions and was acquired via trade in June.
- The Jaguars claimed fourth-year safety **Anthony Smith** off waivers from St. Louis on November 7 and he saw extensive action the last eight games including back-to-back starts to conclude the season. He played 28 snaps on 11/22 against Buffalo and recorded an interception of Bills quarterback Ryan Fitzpatrick with 17 seconds remaining to seal the victory. On 12/6 against Houston, he picked off QB Rex Grossman and returned it 30 yards.
- 2007 first-round pick **Reggie Nelson** has recorded seven intercep-

tions in 45 games at free safety. Nelson moved to cornerback on 11/1 at Tennessee to replace Mathis but returned to free safety the last eight weeks. The Jaguars added fifth-year pro **Sean Considine** in free agency and he started the first three games at strong safety until missing four games with a groin injury. Considine spent the previous four seasons with Philadelphia where he played in 46 games with 17 starts.

■ Rookie cornerback **William Middleton** was signed off Atlanta's practice squad on Sept. 21. Middleton was a fifth-round pick of the Falcons in last year's draft, the 138th selection overall. He ranked fourth on the team with 12 special teams tackles and added seven tackles on defense. Rookie safety **Courtney Greene** was added to the 53-man on roster on Sept. 21 after being released on final cuts by Seattle. He was a seventh-round pick of the Seahawks in last year's draft and finished with 10 special teams tackles. DB **Michael Coe** was signed off the New York Giants practice squad on Nov. 25 he saw action on special teams in the last five games.

KICKERS/SPECIALISTS (3)

- Russ Purnell, a 37-year coaching veteran, completed his first season as the club's special teams coordinator after spending the previous seven seasons with Indianapolis. **Josh Scobee**, a fifth-round pick by the Jaguars in 2004, finished his sixth season as the place-kicker. Scobee holds the team-record with 91 career touchbacks including a franchise-record five in week four against Tennessee.
- 2007 fourth-round pick **Adam Podlesh** won the punting competition in the preseason with veteran Steve Weatherford. Podlesh, who missed the final five games of last season with a knee injury, has a 42.2 career average in 43 games.
- Third-year pro **Jeremy Cain** won the long snapper job in the preseason. Cain has played in 33 career games since entering the NFL in 2004.

MEESTER KEEPS PLUGGING ALONG

Center **Brad Meester** is the longest-tenured Jaguar on the roster. Meester was a second round pick in the 2000 draft by the Jaguars and joins DT **John Henderson** and QB **David Garrard** as the only players on the roster who were drafted by the Jaguars prior to 2003. Here's the list of the top 10 most starts in franchise history.

MOST STARTS IN JAGUARS HISTORY

<u>RK</u>	<u>PLAYER, YEARS</u>	<u>STARTS</u>
1.	Jimmy Smith, 1995-2005	150
2.	Brad Meester, 2000-09	145
3.	Fred Taylor, 1998-2008	136
4.	John Henderson, 2002-09	120
5.	Mark Brunell, 1995-2003	117
6.	Donovin Darius, 1998-2006	115
7.	Kyle Brady, 1999-2006	110
8.	Maurice Williams, 2001-09	100
	Rashean Mathis, 2003-09	100
10.	Keenan McCardell, 1996-2001	92

MOST GAMES PLAYED IN JAGUARS HISTORY

<u>RK</u>	<u>PLAYER, YEARS</u>	<u>GAMES</u>
1.	Jimmy Smith, 1995-2005	171
2.	Brad Meester, 2000-09	145
3.	Fred Taylor, 1998-2008	140
4.	Rob Meier, 2000-08	138
5.	Joe Zelenka, 2001-08	128
6.	John Henderson, 2002-09	124
7.	Mark Brunell, 1995-2003	120
	Kyle Brady, 1999-2006	120

JAGUARS TIDBITS

DEL RIO SELECTS TEAM CAPTAINS: Head coach Jack Del Rio selected the club's team captains prior to the season-opener and each player wore a 'C' on his jersey. QB David Garrard, RB Maurice Jones-Drew, CB Rashean Mathis, FB Montell Owens and DE Reggie Hayward were named captains.

WILLIAM & MARY WELL-REPRESENTED: Jaguars third-round pick Derek Cox has moved on to the NFL but he doesn't have to entirely leave his days at William & Mary behind. Jaguars linebackers coach Mark Duffner played football at William & Mary and was inducted into the school's Hall of Fame in 1990. The two first met on Cox's visit to Jacksonville prior to the draft. Besides Duffner's football accomplishments, Cox said he is more popular for something else.

"He is the weightlifting champion," Cox said.

Duffner holds the school record at 1,170 pounds (385 bench press; 285 powerclean; 500 deadlift).

PRIDE OF ALBANY: The city of Albany sits in the southwestern part of Georgia with a population of a little over 160,000. There are four current NFL players that grew up in Albany with two on the Jaguars roster in linebacker Daryl Smith and defensive tackle Montavious Stanley. Smith attended Dougherty High School while Stanley played at nearby Westover High School.

GOLF FOR FUN, KICK FOR DOUGH: Sixth-year pro Josh Scobee is an avid golfer and had quite an offseason away from the football field. Scobee started his journey by scoring tickets to the Masters in April where he had the opportunity to get up close and personal with the world's best golfers. He took it one step further in May when served as a marshal escort for The Players at TPC Sawgrass in Ponte Vedra. His duties included walking with Tiger Woods for all four of his rounds.

JAGUARS TRAINER FINISHES TRIATHLON IN AUSTRIA: Jaguars head athletic trainer/physical therapist Mike Ryan participated in the Karnten Ironman Triathlon Austria during last offseason in Klagenfurt. Ryan crossed the finish line in 10:36:47, ranking 489th out of 2,400 participants. An Ironman Triathlon is 140 miles worth of swimming, biking and running. Athletes from 49 nations took part in the Austria event. Ryan started the race with a four-mile swim in 1:09:51 before biking 112 miles in 5:29:02 and concluded the race with a 26.2 mile run in 3:48:23. The 22-year NFL veteran has completed six Ironman Triathlons. Along with Austria, he has competed in Hawaii (1994), New Zealand (1996), Canary Island (1998), Brazil (2000) and Idaho (2004). In addition, he has competed in the Escape from Alcatraz Triathlon and the 2002 World Championship Duathlon.

DE LA SALLE PRODUCT: RB Maurice Jones-Drew is one of five current NFL players that played at De La Salle High School in Concord, California. Jones-Drew starred at running back and defensive back and never lost a high school game, winning a national high school record 125 consecutive games. Other NFL players from De La Salle include QB Matt Gutierrez (Kansas City), LB D.J. Williams (Denver), WR Demetrius Williams (Baltimore) and DT Derek Landri (Carolina).

THROW ME THE BALL: DT Terrance Knighton was an all-state wide receiver at Windsor High School in Connecticut where he had more than 40 receptions as a 265-pound senior.

So how did he transition into a 325-pound defensive tackle so fast? Simple.

"I started developing an appetite," Knighton said.

ROSTER TIDBITS

■ Head coach Jack Del Rio played baseball at Hayward High School with current Seattle Mariners manager Don Wakamatsu. The two played basketball, football and baseball together where they won nine straight league titles in all three sports. It is also the alma mater of the late 49ers head coach Bill Walsh

■ LS Jeremy Cain attended St. Thomas Aquinas High School in Fort Lauderdale, the same school that produced former NFL players Brian Piccolo, Stefan Humphries, and Michael Irvin.

■ LB Justin Durant was teammates with Pittsburgh Steelers linebacker Lawrence Timmons at Wilson High School in Florence, South Carolina. Timmons was the 15th overall pick in the 2007 draft.

■ Durant's older brother, Darian, was the starting quarterback for the CFL's Saskatchewan Roughriders in 2009.

■ DL Atiyah Ellison had his jersey retired by Parkway South High School in 2006. Ellison was a standout basketball and football player and set the school shot put record.

■ DE Derrick Harvey did not play organized football until his junior year at Eleanor Roosevelt High School in Maryland.

■ WR Torry Holt is one of three players (S Anthony Smith, LB Tank Daniels) on the Jaguars roster who has won a Super Bowl as he accomplished the feat in 1999 with the St. Louis Rams.

■ TE Mercedes Lewis was a standout basketball and football player at Long Beach Poly High School, the same school that produced actress Cameron Diaz, rapper Snoop Dogg, actor Carl Weathers and athletes Willie McGinest (NFL), Desean Jackson (NFL), Winston Justice (NFL), Chase Utley (MLB) and Milton Bradley (MLB).

■ S Reggie Nelson's mother, Mary Lakes, lost her battle with breast cancer in 2006. Nelson hosted the inaugural Mary Lakes Invitational Bowl Against Breast Cancer in 2009 to benefit the North Florida Susan G. Komen For the Cure.

■ DT Terrance Knighton grew up a fan of former NFL DT Reggie White.

■ K Josh Scobee attended Longview High School in Texas, the same school that produced actor Matthew McConaughey.

■ First-round pick Eugene Monroe (sociology) and third-round picks Terrance Knighton (criminal justice) and Derek Cox (marketing) received their degrees on May 17, 2009.

■ Cox served as President of the SAAC (Student Athletic Advisory Council) during the 2008-09 season at William & Mary.

■ Abbie Britton, mother of second-round pick Eben Britton, is a Columbia University graduate and journalist. Britton's grandmother, Estelle Parsons, won an Academy Award for her role as Blanche Barrow in the 1967 film, "Bonnie and Clyde."

■ Kynan Forney's cousin, Larry Allen, was a 11-time Pro Bowl guard with the Dallas Cowboys and San Francisco 49ers.

■ DE Derrick Harvey is one of five current NFL players from Eleanor Roosevelt High School in Greenbelt, Maryland. He joins DE Derrick Burgess (Oakland), DE Will Davis (Arizona), OT Jared Gaither (Baltimore) and WR Derrick Williams (Detroit).

■ Running back Maurice Jones-Drew was one of 24 current or former NFL players that attended the NFL Broadcast Boot Camp on June 22-25 at NFL Films in Mt. Laurel, New Jersey.

■ Mike Sims-Walker's mother, Barbara, is a musician in Orlando.

■ Center Cecil Newton's father, Cecil Sr., played at Savannah State and later with the Dallas Cowboys.

■ QB Luke McCown hails from Jacksonville, Texas and played at Jacksonville High School. The local junior college in his hometown is called, you guessed it, the Jacksonville Jaguars.

■ S Courtney Greene played at New Rochelle High School with Baltimore Ravens running back Ray Rice. The duo led the school to the 2003 Class AA state championship.

ROOKIE RECEIVERS HAVE VERTICAL LEAP

The Jaguars selected three receivers in the 2009 NFL Draft, the second-most in franchise history. The three players accounted for the top three positions among wide receivers at the NFL Combine in vertical jump. Here is the list:

RK	NAME (round)	HEIGHT
1.	Jarett Dillard (5th)	42.5
2.	Tiquan Underwood (7th)	41.5
3.	Mike Thomas (4th)	40.5

Note: Dillard's 42.5 jump was the third-highest at the combine.

"GOMOJO" SANDWICH: Maurice Jones-Drew became a spokesman for Winn-Dixie in 2009 and the grocer developed a special submarine sandwich called the "GoMoJo."

It was created to Jones-Drew's specifications using all of his favorite ingredients. The "GoMoJo" sub was added to the grocer's \$5 sub sandwich program and is a modified Italian sub with extra black olives, the favorite tailgating sandwich of the fourth-year running back.

THE SOUND OF MUSIC: Montell Owens is not your typical football player. He spends countless hours watching film throughout the week but football leaves his mind when he leaves the stadium each day.

Owens was asked this season if there was a particular song that would describe him as a player.

"There is a song, it's not a Jazz piece, it is a contemporary symphony orchestra piece," Owens said. "The Flight of The Bumble Bee" (written by Nikolai Rimsky-Korsakov). If music had any meaning that is the song that would most describe me."

TURNING THE SWITCH ON: Anyone that knows Jaguars G Vince Manuwai is well aware that he doesn't get anywhere fast off the field. Manuwai, 6-2, 333 pounds, always stays true to his Hawaiian roots.

So how does he become such a force on Sundays?

"One thing they say in Hawaii is, 'Eddie would go,'" Manuwai said. "Eddie Aikau is the big-time surfer there. He used to surf the big waves, like 35 to 40 feet waves. Every time he surfed, one of the other surfers would say, 'Eddie would go' because he always went up against the big waves. When they use that saying, no matter how big the challenge is, you can do it. If I have to block someone that made it to the Pro Bowl for like nine-straight years, I say 'Eddie would go.'

ROSTER TIDBITS

■ In early December, the Jaguars had 41 different players participate in the community in a 48-hour span.

■ S Sean Considine started his career as a walk-on at Iowa and earned a scholarship as a sophomore in 2002.

■ FB Montell Owens is an accomplished trumpet player and teamed up with 12 area high school students in 2009 to form the St. Johns River City High School Jazz All-Stars and the group performed at the Jazz Festival in downtown Jacksonville.

■ S Sean Considine's brother, Tyler, played baseball at Iowa and his sister, Megan, joined the Hawkeyes women's basketball team in 2009.

■ G Kynan Forney was born in Nacogdoches, Texas and grew up working on a chicken farm that his father, Errol, owned and ran for the Pilgrim's Pride chain.

■ DE Jeremy Navarre was a state champion wrestler at Joppatowne High School in Maryland and finished his career with an 88-2 record including 71 consecutive wins. His father, George, was the school's first-ever state wrestling champion.

■ Linebackers coach Mark Duffner was inducted into the William & Mary Hall of Fame in 1990 and into the College of Holy Cross Athletic Hall of Fame in 2008. Duffner compiled a 60-5-1 mark in six seasons at Holy Cross and was named national coach of the year five times.

■ QB David Garrard served as the Honorary Chair of the Crohn's & Colitis Foundation's Take Steps Walk in May at Metropolitan Park. The participants enjoyed a two-mile walk with Garrard through the park and helped raise money for research of Crohn's disease and ulcerative colitis and other painful and often debilitating chronic digestive diseases that affect over 1.4 million Americans. The walk was one of 80 walk sites across the country where people will gather to help in the fight against digestive diseases.

■ Garrard received a key to the city of Durham, North Carolina in June from Mayor Bill Bell. Garrard hosted the inaugural "Air it Out" Football and Cheer Summer Camp at his alma mater, Southern Durham High School.

■ Maurice Jones-Drew represented the Jaguars in the United Way's NFL PLAY 60 campaign and NFL-LIVE UNITED initiative in 2009. The PLAY 60 initiative encourages youth to be physically active for at least 60 minutes a day. The LIVE UNITED campaign invites and inspires the public to join a movement to advance the common good by focusing on education, income and health.

■ QB Luke McCown's brother, Josh, is a quarterback for the Carolina Panthers. Their older brother, Randy, started at quarterback for Texas A&M from 1997-99. The brothers have hosted the McCown Passing Camp (McCownPassingCamp.com) for athletes in their hometown of Jacksonville, Texas since 2003.

■ WR Torry Holt was asked by Reebok last year to send a slogan that the company could use on t-shirts. Holt chose, 'Love The Journey.' "This is something I go by," Holt said. "Every now and then you need a boost of motivation, so it's always good to have this underneath."

■ Jaguars offensive coordinator Dirk Koetter and Philadelphia Eagles head coach Andy Reid have a relationship dating back to 1985 when both served on the coaching staff at San Francisco State. The coaches were together again from 1987-88 at Texas-El Paso where current Eagles offensive coordinator Marty Mornhinweg served as a graduate assistant. Koetter and Reid spent three seasons together at Missouri from 1989-91.

CAREER MARKS

YDS FROM SCRIM

13,632	F. Taylor
12,285	J. Smith
6,393	K. McCardell
5,706	M. Jones-Drew
3,804	J. Stewart

POINTS

764	M. Hollis
555	J. Scobee
424	F. Taylor
418	J. Smith
336	M. Jones-Drew

RECEPTIONS

862	J. Smith
499	K. McCardell
286	F. Taylor
241	K. Brady
201	M. Jones-Drew

RECEIVING YARDS

12,287	J. Smith
6,393	K. McCardell
2,500	K. Brady
2,361	F. Taylor
2,322	R. Williams
2,117	E. Wilford

TOUCHDOWNS

70	F. Taylor
69	J. Smith
56	M. Jones-Drew
38	J. Stewart
30	K. McCardell
20	S. Mack
18	R. Williams
15	E. Wilford
15	M. Jones
14	M. Brunell

GAMES PLAYED

171	J. Smith
145	B. Meester
140	F. Taylor
138	R. Meier
128	J. Zelenka
124	J. Henderson
120	M. Brunell
120	K. Brady
115	P. Spicer
115	D. Darius

INTERCEPTIONS

28	R. Mathis
15	A. Beasley
14	D. Darius
8	M. Peterson
8	C. Hudson
7	M. McCree
7	D. Thomas
7	J. Craft
7	R. Nelson

TACKLES

858	D. Darius
837	M. Peterson
789	K. Hardy
762	D. Smith
563	J. Henderson
489	A. Ayodele

SACKS

55.0	T. Brackens
34.0	J. Smeenge
29.0	J. Henderson
28.5	P. Spicer
28.5	K. Hardy
22.5	G. Walker
22.0	M. Stroud
22.0	B. McCray

GAMES STARTED

150	J. Smith
145	B. Meester
136	F. Taylor
120	J. Henderson
117	M. Brunell
115	D. Darius
110	K. Brady
100	R. Mathis

PASSING YARDS

25,698	M. Brunell
13,269	D. Garrard
9,042	B. Leftwich

PASSING ATTEMPTS

3,612	M. Brunell
1,915	D. Garrard
1,344	B. Leftwich

COMPLETIONS

2,184	M. Brunell
1,170	D. Garrard
789	B. Leftwich

TOUCHDOWN PASSES

144	M. Brunell
66	D. Garrard
51	B. Leftwich

HIGHEST COMP. PCT.

61.1	D. Garrard
60.5	M. Brunell
58.7	B. Leftwich

HIGHEST PASSER RATING

85.5	M. Brunell
84.9	D. Garrard
80.5	B. Leftwich

HIGHEST AVG. PER RECEPTION

14.3	J. Smith
13.9	E. Wilford
13.8	M. Sims-Walker
13.4	D. Jones
13.0	M. Jones
13.0	D. Northcutt

FORCED FUMBLES

28	T. Brackens
9	J. Smeenge
8	K. Hardy
8	A. Beasley
7	M. Stroud
7	D. Darius
7	A. Ayodele

FUMBLE RECOVERIES

13	T. Brackens
6	B. Schwartz
6	T. Davis
6	D. Darius
6	K. Hardy
6	F. Bryant

MOST TAKEAWAYS

31	R. Mathis
20	D. Darius
18	T. Brackens
18	A. Beasley
13	M. Peterson
12	C. Hudson
11	K. Hardy
11	T. Davis

ALL-PURPOSE YARDS

13,632	F. Taylor
12,875	J. Smith
7,889	M. Jones-Drew
6,495	K. McCardell
3,804	J. Stewart

RUSHING YARDS

11,271	F. Taylor
3,924	M. Jones-Drew
2,951	J. Stewart
2,219	M. Brunell
1,498	S. Mack
1,467	D. Garrard

RUSHES

2,428	F. Taylor
842	M. Jones-Drew
765	J. Stewart
429	M. Brunell
396	N. Means

RUSHING AVERAGE (min. 750 att.)

4.7	M. Jones-Drew
4.6	F. Taylor
3.9	J. Stewart

LONGEST FIELD GOALS

53	M. Hollis (10/8/95 vs. Pitt.)
53	M. Hollis (9/29/96 vs. Car.)
53	S. Marler (10/5/03 vs. SD)
53	J. Scobee (10/24/04 at Ind.)
53	J. Scobee (10/9/05 vs. Cin.)
53	J. Scobee (10/26/08 vs. Cle.)

HIGHEST FIELD GOAL PERCENTAGE

80.6	Mike Hollis (1995-2001), 175 of 217
76.7	Josh Scobee (2004-09), 122 of 159

JAGUARS RECORD UNDER JACK DEL RIO WHEN...

	<u>2003</u>	<u>2004</u>	<u>2005</u>	<u>2006</u>	<u>2007</u>	<u>2008</u>	<u>2009</u>	<u>TOTAL</u>
Play at home	5-3	4-4	6-2	6-2	6-2	2-6	5-3	34-22
Play on the road	0-8	5-3	6-2	2-6	5-3	3-5	2-6	23-33
Play on grass field	5-7	7-6	11-2	8-6	11-3	3-9	6-6	51-39
Play on artificial turf	0-4	2-1	1-2	0-2	0-2	2-2	1-3	6-15
Play in a dome	0-2	1-1	0-2	0-1	0-2	2-0	0-0	3-8
vs. AFC South	2-4	2-4	4-2	2-4	2-4	2-4	3-3	17-25
vs. AFC North	0-1	0-1	4-0	1-0	1-0	0-4	0-1	6-7
vs. AFC East	0-4	1-0	1-0	2-2	1-0	0-1	2-2	7-9
vs. AFC West	1-0	3-1	0-1	0-1	4-0	1-0	1-0	10-3
vs. NFC South	2-2	0-0	0-0	0-0	3-1	0-0	0-0	5-3
vs. NFC North	0-0	3-1	0-0	0-0	0-0	2-2	0-0	5-3
vs. NFC East	0-0	0-0	0-0	3-1	0-0	0-0	0-0	3-1
vs. NFC West	0-0	0-0	3-1	0-0	0-0	0-0	1-3	4-4
Win coin toss	3-4	3-3	3-3	2-6	4-1	3-6	3-5	21-28
Lose coin toss	2-7	6-4	9-1	6-2	7-4	2-5	4-4	36-27
Score first	3-3	6-0	8-1	5-2	9-1	3-2	5-2	39-11
Opponent scores first	2-9	3-7	4-3	3-5	2-4	2-9	2-7	18-44
Score on first possession	0-2	3-0	6-0	5-1	6-2	3-1	6-2	29-8
Score 20+ points	4-2	5-1	11-1	6-4	10-3	5-2	6-1	47-14
Score less than 20+ points	1-9	4-6	1-3	2-4	1-2	0-9	1-8	10-41
Allow 20+ points	2-9	2-5	4-3	0-7	2-4	3-10	4-7	17-45
Allow less than 20 points	3-2	7-2	8-1	8-1	9-1	1-1	3-2	39-10
Games decided by 7 points or less	4-6	8-3	8-2	2-7	4-2	4-6	6-4	36-30
Games decided by 3 points or less	1-2	5-2	3-1	0-3	1-2	2-1	4-1	16-12
Lead after 1st quarter	2-0	4-0	8-0	4-2	8-2	2-3	4-1	32-8
Trail after 1st quarter	1-9	2-6	3-2	3-3	1-2	3-7	3-6	16-35
Lead at halftime	3-2	5-0	6-0	6-2	10-1	2-2	5-0	37-7
Tied at Halftime	1-1	0-1	0-1	2-1	0-0	1-0	0-0	4-4
Trail at Halftime	1-8	4-6	6-3	0-5	1-4	2-9	2-9	16-44
Lead after 3rd quarter	3-2	7-1	9-2	7-0	9-0	3-2	4-0	42-7
Tied after 3rd quarter	1-2	0-0	1-0	1-0	0-0	1-0	1-0	5-2
Trail after 3rd quarter	1-7	2-6	2-2	0-8	2-5	1-9	2-9	10-46
Overtime game	0-0	1-0	2-0	0-1	0-0	1-0	1-0	5-1
Win turnover margin	2-2	7-0	8-2	6-1	9-1	4-2	4-2	40-10
Lose turnover margin	1-6	0-2	1-2	1-5	1-3	0-6	2-5	6-29
Turnover ratio even	2-3	2-5	3-0	1-2	2-1	1-3	1-2	12-16
Have 30:00+ time of possession	5-5	6-5	9-2	8-3	8-2	4-6	7-1	47-24
Have less than 30:00 time of possession	0-6	3-2	3-2	0-5	3-3	1-5	0-8	10-31
Have 100+ rushing yards	5-4	5-3	9-2	7-7	11-2	4-6	7-4	48-28
Have less than 100+ rushing yards	0-7	4-4	3-2	1-1	0-3	0-5	0-5	8-27
Have 300 net yards passing	0-1	0-2	0-0	0-0	0-1	0-1	2-0	2-5
Have 1 100-yard rusher	4-3	3-2	5-1	4-2	6-1	2-0	3-2	27-11
Have 1 100-yard receiver	2-0	2-2	2-3	1-0	0-2	1-5	2-1	10-13
No 100-yard rusher by opponent	5-10	7-5	12-1	8-5	9-4	4-9	7-6	52-39
Opponent has 100-yard rusher	0-1	2-2	0-3	1-2	2-1	1-2	0-3	6-14
No 300-yard passer by opponent	4-10	6-7	11-3	8-6	10-4	4-9	6-7	49-43
Opponent has 300-yard passer	1-1	3-0	1-1	1-1	1-1	1-2	1-2	9-8
Scoring on defense	0-1	0-0	2-0	1-0	3-0	1-1	0-0	7-2
Scoring on special teams	0-0	0-0	1-0	1-0	0-1	1-1	0-0	3-2
Blocking a punt	0-0	0-0	1-0	2-0	0-0	0-0	0-0	3-0
Blocking a field goal	0-0	0-0	0-1	0-0	0-0	0-0	0-0	0-1
BY MONTH								
September	0-4	3-0	2-1	2-1	2-1	2-2	1-2	12-11
October	1-2	2-3	2-2	2-2	3-1	1-2	2-1	13-13
November	2-3	1-2	4-0	2-2	3-1	1-3	3-2	16-13
December	2-2	2-2	3-1	2-3	3-2	1-4	1-3	14-17
January	0-0	1-0	1-0	0-0	0-0	0-0	0-1	2-1
BY DAY OF WEEK								
Saturday	0-0	0-0	1-0	0-0	0-0	0-0	0-0	1-0
Sunday afternoon	4-11	9-6	10-4	6-7	10-4	5-10	7-8	52-50
Sunday night	1-0	0-1	1-0	0-0	0-0	0-1	0-0	2-2
Monday night	0-0	0-0	0-0	2-0	0-1	0-1	0-0	2-2
Thursday night	0-0	0-0	0-0	0-0	0-0	0-1	0-1	0-2
TIME OF DAY								
Kickoff is 1:00 p.m. or earlier	3-11	7-5	9-4	3-7	9-4	3-5	7-5	41-41
Kickoff is between 4:00-4:15 p.m.	1-0	2-1	2-0	3-1	2-0	2-3	0-3	12-8
Kickoff is 7:30 p.m. or later	1-0	0-1	1-0	2-0	0-1	0-3	0-1	4-5

JAGUARS 2009 UNOFFICIAL SEASON-ENDING DEPTH CHART

OFFENSE

WR	11 Mike Sims-Walker	<u>80 Mike Thomas</u>	<u>19 Tiquan Underwood</u>
LT	<u>75 Eugene Monroe</u>	72 Tra Thomas	
LG	67 Vince Manuwai	65 Kynan Forney	
C	63 Brad Meester	<u>64 Cecil Newton</u>	
RG	77 Uche Nwaneri	79 Paul McQuistan	
RT	<u>73 Eben Britton</u>	78 Jordan Black	
TE	89 Marcedes Lewis	85 Ernest Wilford	<u>86 Zach Miller</u>
			<u>88 Zach Potter</u>
WR	81 Torry Holt	16 Nate Hughes	
QB	9 David Garrard	12 Luke McCown	
FB	24 Montell Owens	<u>44 Brock Bolen</u>	
RB	32 Maurice Jones-Drew	<u>23 Rashad Jennings</u>	

DEFENSE

DE	54 Quentin Groves	<u>90 Julius Williams</u>	
DT	98 John Henderson	93 Greg Peterson	
DT	<u>96 Terrance Knighton</u>	95 Montavious Stanley	
DE	91 Derrick Harvey	<u>94 Jeremy Navarre</u>	55 Chris Harrington
LB	52 Daryl Smith	59 Brian Iwuh	
LB	56 Justin Durant	59 Brian Iwuh	
LB	<u>50 Russell Allen</u>	57 Tank Daniels	
CB	<u>21 Derek Cox</u>	41 Tyron Brackenridge	26 Michael Coe
CB	27 Rashean Mathis	<u>29 William Middleton</u>	
SS	42 Gerald Alexander	37 Sean Considine	<u>36 Courtney Greene</u>
FS	20 Anthony Smith	25 Reggie Nelson	30 Kennard Cox

SPECIAL TEAMS

P	3 Adam Podlesh		
PK	10 Josh Scobee		
H	3 Adam Podlesh		
PR	<u>80 Mike Thomas</u>		
KR	<u>23 Rashad Jennings</u>	<u>19 Tiquan Underwood</u>	
LS	48 Jeremy Cain		

underlined = rookie

JAGUARS 2009 ALPHABETICAL ROSTER

1/20/2010

NO	NAME	POS	HT	WT	DOB	AGEEXP	COLLEGE	HOMETOWN	HOW ACQ	GP/GS/DNP/IA
42	Alexander, Gerald	S	6-2	204	6/28/84	25	3 Boise State	Rancho Cucamonga, Calif	T(Det.)-'09	15/10/0/1
50	Allen, Russell	LB	6-3	234	5/5/86	23	R San Diego State	Oceanside, Calif.	FA-'09	16/5/0/0
78	Black, Jordan	OT	6-5	305	1/28/80	30	6 Notre Dame	Garland, Texas	FA-'08	9/2/0/7
44	Bolen, Brock	FB	6-0	233	3/24/85	24	R Louisville	Germantown, Ohio	FA-'09	3/0/0/0
41	Brackenridge, Tyron	DB	5-11	189	6/30/84	25	2 Washington State	Pasadena, Calif.	W (N.Y.J.)-'09	16/5/0/0
73	Britton, Eben	OT	6-6	310	10/14/87	22	R Arizona	Burbank, Calif.	D2-'09	15/15/0/1
48	Cain, Jeremy	LS	6-1	245	3/24/80	29	3 Massachusetts	Boynton Beach, Fla.	W (Wash.)-'09	16/0/0/0
26	Coe, Michael	DB	6-0	190	12/17/83	26	3 Alabama State	Memphis, Tenn.	ps(N.Y.G.)-'09	5/0/0/1
37	Considine, Sean	S	6-0	212	12/17/82	27	5 Iowa	Byron, Ill.	UFA (Phi.)-'09	11/6/0/5
21	Cox, Derek	CB	6-1	190	9/22/86	23	R William & Mary	Greenville, N.C.	D3b-'09	16/16/0/0
30	Cox, Kennard	DB	6-0	197	8/17/85	24	1 Pittsburgh	Miami, Fla.	ps(G.B.)-'08	4/0/0/1
57	Daniels, Tank	LB	6-3	248	12/27/81	28	4 Harding	Clarendon, Ark.	FA-'09	1/0/0/1
13	Denmark, Clarence	WR	5-11	185	9/29/85	24	R Arkansas-Monticello	Jacksonville, Fla.	FA-'09	0/0/0/0
56	Durant, Justin	LB	6-1	240	9/20/85	24	3 Hampton	Florence, S.C.	D2-'07	13/13/0/3
65	Forney, Kynan	G	6-3	302	9/8/78	31	9 Hawaii	Nacogdoches, Texas	FA-'09	3/0/7/6
9	Garrard, David	QB	6-1	236	2/14/78	31	8 East Carolina	Durham, N.C.	D4-'02	16/16/0/0
36	Greene, Courtney	S	6-0	212	11/23/86	23	R Rutgers	New Rochelle, N.Y.	FA-'09	9/0/0/5
54	Groves, Quentin	DE	6-3	264	7/5/84	25	2 Auburn	Greenville, Miss.	D2-'08	16/7/0/0
55	Harrington, Chris	DE	6-5	260	1/19/85	25	1 Texas A&M	Houston, Texas	ps(Ari.)-'09	3/0/0/1
91	Harvey, Derrick	DE	6-5	281	11/9/86	23	2 Florida	Greenbelt, Mary.	D1-'08	16/16/0/0
98	Henderson, John	DT	6-7	335	1/9/79	31	8 Tennessee	Nashville, Tenn.	D1-'02	15/15/0/1
81	Holt, Torry	WR	6-0	200	6/5/76	33	11 North Carolina St.	Gibsonville, N.C.	FA-'09	15/12/0/1
16	Hughes, Nate	WR	6-2	195	1/18/85	25	1 Alcorn State	Starkville, Miss.	FA-'08	8/0/0/1
59	Iwuh, Brian	LB	6-0	239	3/8/84	25	4 Colorado	Houston, Texas	FA-'06	15/2/0/1
23	Jennings, Rashad	RB	6-1	235	3/26/85	24	R Liberty	Forest, Va.	D7a-'09	15/0/1/0
32	Jones-Drew, Maurice	RB	5-7	208	3/23/85	24	4 UCLA	Antioch, Calif.	D2-'06	16/16/0/0
96	Knighton, Terrance	DT	6-3	325	7/4/86	23	R Temple	Windsor, Conn.	D3a-'09	16/16/0/0
89	Lewis, Mercedes	TE	6-6	275	5/19/84	25	4 UCLA	Long Beach, Calif.	D1-'06	15/15/0/1
67	Manuwai, Vince	G	6-2	333	7/12/80	29	7 Hawaii	Honolulu, Hawaii	D3-'03	16/16/0/0
27	Mathis, Rashean	CB	6-1	193	8/27/80	29	7 Bethune-Cookman	Jacksonville, Fla.	D2-'03	10/10/0/6
12	McCown, Luke	QB	6-4	217	7/12/81	28	6 Louisiana Tech	Jacksonville, Texas	T(T.B.)-'09	3/0/13/0
79	McQuistan, Paul	OL	6-6	315	4/30/83	26	4 Weber State	San Diego, Calif.	FA-'09	0/0/0/7
63	Meester, Brad	C	6-3	311	3/23/77	32	10 Northern Iowa	Parkersburg, Iowa	D2-'00	16/16/0/0
29	Middleton, William	CB	5-11	194	7/28/86	23	R Furman	Marist, Ga.	ps(Atl.)-'09	12/0/0/2
86	Miller, Zach	TE	6-4	245	10/4/84	25	R Nebraska-Omaha	Wahoo, Neb.	D6-'09	14/0/0/2
75	Monroe, Eugene	OT	6-5	320	4/18/87	22	R Virginia	Plainfield, N.J.	D1-'09	15/13/0/1
94	Navarre, Jeremy	DE	6-3	279	3/16/87	22	R Maryland	Joppatowne, Md.	FA-'09	6/0/0/2
25	Nelson, Reggie	S	5-11	202	9/21/83	26	3 Florida	Melbourne, Fla.	D1-'07	16/14/0/0
64	Newton, Cecil	C	6-2	310	3/20/86	23	R Tennessee State	Atlanta, Ga.	FA-'09	0/0/0/2
77	Nwaneri, Uche	G/C	6-3	329	3/20/84	25	3 Purdue	Garland, Texas	D5a-'07	16/13/0/0
24	Owens, Montell	FB	5-10	225	5/4/84	25	4 Maine	Wilmington, Del.	FA-'06	16/0/0/0
34	Patrick, Allen	RB	6-1	200	2/15/84	25	1 Oklahoma	Conway, S.C.	FA-'09	0/0/0/0
93	Peterson, Greg	DT	6-5	315	1/21/84	26	3 North Carolina Central	Kenansville, N.C.	FA-'09	2/0/0/11
3	Podlesh, Adam	P	5-11	200	8/11/83	26	3 Maryland	Pittsford, N.Y.	D4a-'07	16/0/0/0
88	Potter, Zach	TE	6-7	280	5/4/86	23	R Nebraska	Omaha, Neb.	FA-'09	1/1/0/1
10	Scobee, Josh	PK	6-1	210	6/23/82	27	6 Louisiana Tech	Longview, Texas	D5a-'04	16/0/0/0
11	Sims-Walker, Mike	WR	6-2	214	11/21/84	25	3 Central Florida	Orlando, Fla.	D3-'07	15/14/0/1
20	Smith, Anthony	S	6-0	200	9/20/83	26	4 Syracuse	Hubbard, Ohio	W (Stl.)-'09	8/2/0/1
52	Smith, Daryl	LB	6-2	249	3/14/82	27	6 Georgia Tech	Albany, Ga.	D2a-'04	16/16/0/0
95	Stanley, Montavious	DT	6-2	302	10/10/81	28	4 Louisville	Albany, Ga.	FA-'09	15/0/0/1
70	Stephenson, Cameron	G	6-3	326	6/18/83	26	1 Rutgers	Inglewood, Calif.	ps(N.O.)-'08	0/0/0/0
80	Thomas, Mike	WR	5-8	198	6/4/87	22	R Arizona	DeSoto, Texas	D4-'09	14/4/0/2
72	Thomas, Tra	OT	6-7	316	11/20/74	35	12 Florida State	DeLand, Fla.	UFA(Phi.)-'09	8/3/3/5
19	Underwood, Tiquan	WR	6-1	178	2/17/87	22	R Rutgers	New Brunswick, N.J.	D7b-'09	3/0/1/10
85	Wilford, Ernest	TE	6-4	235	1/14/79	31	6 Virginia Tech	Richmond, Va.	FA-'09	15/7/0/1
90	Williams, Julius	DE	6-2	260	7/19/86	23	R Connecticut	Decatur, Ga.	FA-'09	11/1/0/5

INJURED RESERVE

22	Carey, Don	DB	5-11	192	2/14/87	22	R Norfolk State	Norfolk, Va.	W (Cle.)-'09	0/0/0/0	Sept. 1 (shoulder)
87	Dillard, Jarett	WR	5-10	187	12/21/85	24	R Rice	San Antonio, Texas	D5-'09	7/0/0/2	Nov. 17 (ankle)
99	Ellison, Atiyah	DL	6-3	322	9/29/81	28	2 Missouri	St. Louis, Mo.	ps(S.F.)-'08	15/6/0/0	Jan. 4 (knee)
97	Hayward, Reggie	DE	6-5	275	3/14/79	30	9 Iowa State	Dolton, Ill.	UFA(Den.)-'05	1/1/0/0	Sept. 15 (leg)
51	Ingram, Clint	LB	6-2	240	3/21/83	26	4 Oklahoma	Hallsville, Texas	D3-'06	13/12/0/1	Dec. 19 (shoulder)
33	Jones, Greg	FB/RB	6-1	254	5/9/81	28	6 Florida State	Beaufort, S.C.	D2b-'04	13/7/0/0	Dec. 17 (ankle)
92	Meier, Rob	DL	6-5	315	8/29/77	32	10 Washington State	W. Vancouver, B.C.	D7b-'00	0/0/0/0	Sept. 1 (shoulder)
53	Smith, Bryan	LB	6-2	250	11/28/83	26	2 McNeese State	Newton, Texas	ps(Stl.)-'09	6/2/0/1	Nov. 23 (shoulder)
31	Starks, Scott	CB	5-9	178	6/27/83	26	5 Wisconsin	St. Louis, Mo.	D3-'05	5/0/0/2	Nov. 7 (hamstring)
84	Williamson, Troy	WR	6-1	203	4/30/83	26	5 South Carolina	Jackson, S.C.	T(Min.)-'08	2/1/0/0	Sept. 23 (shoulder)

Pronunciations: Tyron Brackenridge - ty-RON; Eben Britton - EBB-un; Sean Considine - CON-suh-dyne; Atiyah Ellison - ah-TEE-ah;

Kynan Forney - KEY-nun FOR-nee; David Garrard - guh-RARD; Brian Iwuh - EE-woo; Vince Manuwai - MAH-new-wye; Rashean Mathis - ruh-SHEEN;

Uche Nwaneri - OO-chay wah-NEHR-ee; Adam Podlesh - PAHD-lesh; Tiquan Underwood - ty-KWAHN

JAGUARS 2009 NUMERICAL ROSTER

1/20/2010

NO	NAME	POS	HT	WT	AGE	EXP	COLLEGE	HOMETOWN	HOW ACQ	GP/GS/DNP/IA
3	Podlesh, Adam	P	5-11	200	26	3	Maryland	Pittsford, N.Y.	D4a-'07	16/0/0/0
9	Garrard, David	QB	6-1	236	31	8	East Carolina	Durham, N.C.	D4-'02	16/16/0/0
10	Scobee, Josh	PK	6-1	210	27	6	Louisiana Tech	Longview, Texas	D5a-'04	16/0/0/0
11	Sims-Walker, Mike	WR	6-2	214	25	3	Central Florida	Orlando, Fla.	D3-'07	15/14/0/1
12	McCown, Luke	QB	6-4	217	28	6	Louisiana Tech	Jacksonville, Texas	T(T.B.)-'09	3/0/13/0
13	Denmark, Clarence	WR	5-11	185	24	R	Arkansas-Monticello	Jacksonville, Fla.	FA-'09	0/0/0/0
16	Hughes, Nate	WR	6-2	195	25	1	Alcorn State	Starkville, Miss.	FA-'08	8/0/0/1
19	Underwood, Tiquan	WR	6-1	178	22	R	Rutgers	New Brunswick, N.J.	D7b-'09	3/0/1/10
20	Smith, Anthony	S	6-0	200	26	4	Syracuse	Hubbard, Ohio	W (Stl.)-'09	8/2/0/1
21	Cox, Derek	CB	6-1	190	23	R	William & Mary	Greenville, N.C.	D3b-'09	16/16/0/0
23	Jennings, Rashad	RB	6-1	235	24	R	Liberty	Forest, Va.	D7a-'09	15/0/1/0
24	Owens, Montell	FB	5-10	225	25	4	Maine	Wilmington, Del.	FA-'06	16/0/0/0
25	Nelson, Reggie	S	5-11	202	26	3	Florida	Melbourne, Fla.	D1-'07	16/14/0/0
26	Coe, Michael	DB	6-0	190	26	3	Alabama State	Memphis, Tenn.	ps(N.Y.G.)-'09	5/0/0/1
27	Mathis, Rashean	CB	6-1	193	29	7	Bethune-Cookman	Jacksonville, Fla.	D2-'03	10/10/0/6
29	Middleton, William	CB	5-11	194	23	R	Furman	Marist, Ga.	ps(Atl.)-'09	12/0/0/2
30	Cox, Kennard	DB	6-0	197	24	1	Pittsburgh	Miami, Fla.	ps(G.B.)-'08	4/0/0/1
32	Jones-Drew, Maurice	RB	5-7	208	24	4	UCLA	Antioch, Calif.	D2-'06	16/16/0/0
34	Patrick, Allen	RB	6-1	200	25	1	Oklahoma	Conway, S.C.	FA-'09	0/0/0/0
36	Greene, Courtney	S	6-0	212	23	R	Rutgers	New Rochelle, N.Y.	FA-'09	9/0/0/5
37	Considine, Sean	S	6-0	212	27	5	Iowa	Byron, Ill.	UFA (Phi.)-'09	11/6/0/5
41	Brackenridge, Tyron	DB	5-11	189	25	2	Washington State	Pasadena, Calif.	W (N.Y.J.)-'09	16/5/0/0
42	Alexander, Gerald	S	6-2	204	25	3	Boise State	Rancho Cucamonga, Calif	T(Det.)-'09	15/10/0/1
44	Bolen, Brock	FB	6-0	233	24	R	Louisville	Germantown, Ohio	FA-'09	3/0/0/0
48	Cain, Jeremy	LS	6-1	245	29	3	Massachusetts	Boynton Beach, Fla.	W (Wash.)-'09	16/0/0/0
50	Allen, Russell	LB	6-3	234	23	R	San Diego State	Oceanside, Calif.	FA-'09	16/5/0/0
52	Smith, Daryl	LB	6-2	249	27	6	Georgia Tech	Albany, Ga.	D2a-'04	16/16/0/0
54	Groves, Quentin	DE	6-3	264	25	2	Auburn	Greenville, Miss.	D2-'08	16/7/0/0
55	Harrington, Chris	DE	6-5	260	25	1	Texas A&M	Houston, Texas	ps(Ari.)-'09	3/0/0/1
56	Durant, Justin	LB	6-1	240	24	3	Hampton	Florence, S.C.	D2-'07	13/13/0/3
57	Daniels, Tank	LB	6-3	248	28	4	Harding	Clarendon, Ark.	FA-'09	1/0/0/1
59	Iwuh, Brian	LB	6-0	239	25	4	Colorado	Houston, Texas	FA-'06	15/2/0/1
63	Meester, Brad	C	6-3	311	32	10	Northern Iowa	Parkersburg, Iowa	D2-'00	16/16/0/0
64	Newton, Cecil	C	6-2	310	23	R	Tennessee State	Atlanta, Ga.	FA-'09	0/0/0/2
65	Forney, Kynan	G	6-3	302	31	9	Hawaii	Nacogdoches, Texas	FA-'09	3/0/7/6
67	Manuwai, Vince	G	6-2	333	29	7	Hawaii	Honolulu, Hawaii	D3-'03	16/16/0/0
70	Stephenson, Cameron	G	6-3	326	26	1	Rutgers	Inglewood, Calif.	ps(N.O.)-'08	0/0/0/0
72	Thomas, Tra	OT	6-7	316	34	12	Florida State	DeLand, Fla.	UFA(Phi.)-'09	8/3/3/5
73	Britton, Eben	OT	6-6	310	22	R	Arizona	Burbank, Calif.	D2-'09	15/15/0/1
75	Monroe, Eugene	OT	6-5	320	22	R	Virginia	Plainfield, N.J.	D1-'09	15/13/0/1
77	Nwaneri, Uche	G/C	6-3	329	25	3	Purdue	Garland, Texas	D5a-'07	16/13/0/0
78	Black, Jordan	OT	6-5	305	30	6	Notre Dame	Garland, Texas	FA-'08	9/2/0/7
79	McQuistan, Paul	OL	6-6	315	26	4	Weber State	San Diego, Calif.	FA-'09	0/0/0/7
80	Thomas, Mike	WR	5-8	198	22	R	Arizona	DeSoto, Texas	D4-'09	14/4/0/2
81	Holt, Torry	WR	6-0	200	33	11	North Carolina St.	Gibsonville, N.C.	FA-'09	15/12/0/1
85	Wilford, Ernest	TE	6-4	235	31	6	Virginia Tech	Richmond, Va.	FA-'09	15/7/0/1
86	Miller, Zach	TE	6-4	245	25	R	Nebraska-Omaha	Wahoo, Neb.	D6-'09	14/0/0/2
88	Potter, Zach	TE	6-7	280	23	R	Nebraska	Omaha, Neb.	FA-'09	1/1/0/1
89	Lewis, Mercedes	TE	6-6	275	25	4	UCLA	Long Beach, Calif.	D1-'06	15/15/0/1
90	Williams, Julius	DE	6-2	260	23	R	Connecticut	Decatur, Ga.	FA-'09	11/1/0/5
91	Harvey, Derrick	DE	6-5	281	23	2	Florida	Greenbelt, Mary.	D1-'08	16/16/0/0
93	Peterson, Greg	DT	6-5	315	26	3	North Carolina Central	Kenansville, N.C.	FA-'09	2/0/0/11
94	Navarre, Jeremy	DE	6-3	279	22	R	Maryland	Joppatowne, Md.	FA-'09	6/0/0/2
95	Stanley, Montavious	DT	6-2	302	28	4	Louisville	Albany, Ga.	FA-'09	15/0/0/1
96	Knighton, Terrance	DT	6-3	325	23	R	Temple	Windsor, Conn.	D3a-'09	16/16/0/0
98	Henderson, John	DT	6-7	335	31	8	Tennessee	Nashville, Tenn.	D1-'02	15/15/0/1

Head Coach:

Jack Del Rio

Assistants:

Dirk Koetter (offensive coordinator), Mel Tucker (defensive coordinator), Russ Purnell (special teams coordinator), Mike Tice (assistant head coach/tight ends), Johnny Cox (quality control/offense), Mark Duffner (linebackers), Jason George (assistant strength and conditioning), Andy Heck (offensive line), Nate Kaczor (assistant special teams), Thom Kaumeyer (assistant defensive backs), Ted Monachino (defensive line), Todd Monken (wide receivers), Kennedy Pola (running backs), Luke Richesson (strength and conditioning), Mike Shula (quarterbacks), Cory Undlin (defensive assistant), Devin Bonik (director of football development)

JAGUARS BY POSITION

56

OFFENSE 28

	NO	NAME	POS	HT	WT	AGE	EXP	COLLEGE
2	QUARTERBACKS							
	9	Garrard, David	QB	6-1	236	31	8	East Carolina
	12	McCown, Luke	QB	6-4	217	28	6	Louisiana Tech
5	RUNNING BACKS							
	23	Jennings, Rashad	RB	6-1	235	24	R	Liberty
	24	Owens, Montell	FB	5-10	225	25	4	Maine
	32	Jones-Drew, Maurice	RB	5-7	208	24	4	UCLA
	34	Patrick, Allen	RB	6-1	200	25	1	Oklahoma
	44	Bolen, Brock	FB	6-0	233	24	R	Louisville
6	WIDE RECEIVERS							
	11	Sims-Walker, Mike	WR	6-2	214	25	3	Central Florida
	13	Denmark, Clarence	WR	5-11	185	24	R	Arkansas-Monticello
	16	Hughes, Nate	WR	6-2	195	25	1	Alcorn State
	19	Underwood, Tiquan	WR	6-1	178	22	R	Rutgers
	80	Thomas, Mike	WR	5-8	193	22	R	Arizona
	81	Holt, Torry	WR	6-0	200	33	11	North Carolina State
4	TIGHT ENDS							
	85	Wilford, Ernest	TE	6-4	235	31	6	Virginia Tech
	86	Miller, Zach	TE	6-4	245	25	R	Nebraska-Omaha
	88	Potter, Zach	TE	6-7	280	23	R	Nebraska
	89	Lewis, Marcedes	TE	6-6	275	25	4	UCLA
11	OFFENSIVE LINEMEN							
	63	Meester, Brad	C	6-3	311	32	10	Northern Iowa
	64	Newton, Cecil	C	6-2	310	23	R	Tennessee State
	65	Forney, Kynan	G	6-3	302	31	9	Hawaii
	67	Manuwai, Vince	G	6-2	333	29	7	Hawaii
	70	Stephenson, Cameron	G	6-3	326	26	1	Rutgers
	72	Thomas, Tra	OT	6-7	316	34	12	Florida State
	73	Britton, Eben	OT	6-6	310	22	R	Arizona
	75	Monroe, Eugene	OT	6-5	320	22	R	Virginia
	77	Nwaneri, Uche	G/C	6-3	329	25	3	Purdue
	78	Black, Jordan	OT	6-5	305	30	6	Notre Dame
	79	McQuistan, Paul	OL	6-6	315	26	4	Weber State

SPECIAL TEAMS 3

3	KICKERS/SPECIALISTS							
	3	Podlesh, Adam	P	5-11	200	26	3	Maryland
	10	Scobee, Josh	PK	6-1	210	27	6	Louisiana Tech
	48	Cain, Jeremy	LS	6-1	245	29	3	Massachusetts

DEFENSE 25

9	DEFENSIVE LINEMEN							
	54	Groves, Quentin	DE	6-3	264	25	2	Auburn
	55	Harrington, Chris	DE	6-5	260	25	1	Texas A&M
	90	Williams, Julius	DE	6-2	260	23	R	Connecticut
	91	Harvey, Derrick	DE	6-5	281	23	2	Florida
	93	Peterson, Greg	DT	6-5	315	26	3	North Carolina Central
	94	Navarre, Jeremy	DE	6-3	279	22	R	Maryland
	95	Stanley, Montavious	DT	6-2	302	28	4	Louisville
	96	Knighton, Terrance	DT	6-3	325	23	R	Temple
	98	Henderson, John	DT	6-7	335	31	8	Tennessee

5 LINEBACKERS

50	Allen, Russell	LB	6-3	234	23	R	San Diego State
52	Smith, Daryl	LB	6-2	249	27	6	Georgia Tech
56	Durant, Justin	LB	6-1	240	24	3	Hampton
57	Daniels, Tank	LB	6-3	248	28	4	Harding
59	Iwuh, Brian	LB	6-0	239	25	4	Colorado

11 DEFENSIVE BACKS

20	Smith, Anthony	S	6-0	200	26	4	Syracuse
21	Cox, Derek	CB	6-1	190	23	R	William & Mary
25	Nelson, Reggie	S	5-11	202	26	3	Florida
26	Coe, Michael	DB	6-0	190	26	3	Alabama State
27	Mathis, Rashean	CB	6-1	193	29	7	Bethune-Cookman
29	Middleton, William	CB	5-11	194	23	R	Furman
30	Cox, Kennard	DB	6-0	197	24	1	Pittsburgh
36	Greene, Courtney	S	6-0	212	23	R	Rutgers
37	Considine, Sean	S	6-0	212	27	5	Iowa
41	Brackenridge, Tyron	DB	5-11	189	25	2	Washington State
42	Alexander, Gerald	S	6-2	204	25	3	Boise State

HOW THE JAGUARS ARE BEING BUILT

1/14/2010

	ROOKIE, VETERAN AND FIRST-YEAR FREE AGENTS (25)	UNRESTRICTED FREE AGENTS (2)	TRADE (2)	WAIVERS (3)	COLLEGE DRAFT (24)
2000					C Brad Meester
2001					
2002					DT John Henderson QB David Garrard
2003					CB Rashean Mathis G Vince Manuwai
2004					LB Daryl Smith PK Josh Scobee
2005					
2006	FB Montell Owens LB Brian Iwuh				TE Marcedes Lewis RB Maurice Jones-Drew
2007					S Reggie Nelson LB Justin Durant WR Mike Sims-Walker P Adam Podlesh G/C Uche Nwaneri
2008	OT Jordan Black WR Nate Hughes G Cameron Stephenson				DE Derrick Harvey DE Quentin Groves
2009	LB Russell Allen WR Torry Holt DE Julius Williams DT Montavious Stanley TE Ernest Wilford G Kynan Forney CB William Middleton S Courtney Greene DT Greg Peterson OL Paul McQuistan DE Jeremy Navarre DB Michael Coe DE Chris Harrington FB Brock Bolen LB Tank Daniels TE Zach Potter C Cecil Newton DB Kennard Cox WR Clarence Denmark RB Patrick Allen	S Sean Considine OT Tra Thomas	S Gerald Alexander QB Luke McCown	DB Tyron Brackenridge LS Jeremy Cain S Anthony Smith	OT Eugene Monroe OT Eben Britton DT Terrance Knighton CB Derek Cox WR Mike Thomas TE Zach Miller RB Rashad Jennings WR Tiquan Underwood

ROSTER ANALYSIS

		<u>AGE</u>	<u>EXPERIENCE</u>
<u>OFFENSE (28)</u>	<u>DEFENSE (25)</u>	21 - 0	R - 17
QB - 2	DL - 9	22 - 5	1 - 5
RB - 5	LB - 5	23 - 9	2 - 3
WR - 6	DB - 11	24 - 8	3 - 9
TE - 4		25 - 11	4 - 8
OL - 11		26 - 6	5 - 1
		27 - 3	6 - 5
<u>SPECIALISTS (3)</u>	<u>TOTAL: 56 PLAYERS</u>	28 - 3	7 - 2
P - 1		29 - 4	8 - 2
PK - 1		30 - 1	9 - 1
LS - 1		31 - 3	10 - 1
		32 - 1	11 - 1
		33 - 1	12 - 1
		35 - 1	AVG. - 3.28
		AVG. - 27.25	

JAGUARS 2009 ROSTER MOVES

DATE	PLAYER	TRANSACTION	DATE	PLAYER	TRANSACTION
Dec. 31	DAVIS, Charles, TE	Signed contract	August 26	MINCEY, Jeremy, DL	Waived
Jan. 12	PEARMAN, Alvin, RB	Signed contract	August 26	JACKSON, Jervonte, DT	Signed contract
Jan. 12	SPENCER, Charles, OT	Signed contract	August 30	SMITH, Paul, QB	Waived
Jan. 21	OWENS, Montell, FB	Signed contract extension	August 30	BOECKMAN, Todd, QB	Signed contract
Feb. 11	PORTER, Jerry, WR	Released	September 1	DENMARK, Clarence, WR	Waived
Feb. 11	FLORENCE, Drayton, CB	Released	September 1	DUPREE, Maurice, WR	Waived
Feb. 12	ZELENKA, Joe, LS	Signed contract extension	September 1	JACKSON, Jervonte, DT	Waived
Feb. 16	TAYLOR, Fred, RB	Released	September 1	LORENZEN, Tyler, TE	Waived
Feb. 27	MEESTER, Brad, C	Signed contract	September 1	CAREY, Don, DB	Placed on injured reserve
Feb. 27	STARKS, Scott, CB	Signed contract	September 5	MEIER, Rob, DL	Placed on injured reserve
Feb. 27	SPICER, Paul, DE	Released	September 5	ANGULO, Richard, TE	Released
Feb. 27	CONSIDINE, Sean, S	Signed contract (UFA-Phila.)	September 5	McCREE, Marlon, S	Released
March 3	WYCHE, James, DE	Signed contract	September 5	PEARMAN, Alvin, RB	Released
March 9	THOMAS, Tra, OT	Signed contract (UFA-Phila.)	September 5	PASHOS, Tony, OL	Released
March 16	JONES, Matt, WR	Released	September 5	SHAW, Tim, LB	Waived
March 20	McDANIEL, Tony, DT	Traded to Miami	September 5	WASHINGTON, Chauncey, RB	Waived
April 3	WRIGHTESTER, Ill, George, TE	Released	September 5	WEATHERFORD, Steve, P	Released
April 16	JONES-DREW, Maurice, RB	Signed contract extension	September 5	WILLIAMS, Brian, DB	Released
April 20	HOLT, Torry, WR	Signed contract	September 5	WILLIAMS, Thomas, LB	Waived
April 25	MONROE, Eugene, OT	Drafted (1)	September 5	ZELENKA, Joe, LS	Released
April 25	BRITTON, Eben, OT	Drafted (2)	September 5	UNDERWOOD, Tiquan, WR	Waived
April 26	KNIGHTON, Terrance, DT	Drafted (3a)	September 5	BOECKMAN, Todd, QB	Waived
April 26	COX, Derek, CB	Drafted (3b)	September 5	BOLEN, Brock, FB	Waived
April 26	THOMAS, Mike, WR	Drafted (4)	September 5	DESORMEAUX, Michael, S	Waived
April 26	DILLARD, Jarrett, WR	Drafted (5)	September 5	ITTERSAGEN, Pete, CB	Waived
April 26	MILLER, Zach, TE	Drafted (6)	September 5	NAVARRE, Jeremy, DE	Waived
April 26	JENNINGS, Rashad, RB	Drafted (7a)	September 5	NEWTON, Cecil, C	Waived
April 26	UNDERWOOD, Tiquan, WR	Drafted (7b)	September 5	PETERSON, Todd, WR	Waived
April 26	ALLEN, Russell, LB	Agreed to contract	September 5	STEPHENSON, Cameron, G	Waived
April 26	BELL, Kyle, FB	Agreed to contract	September 5	VAUGHAN, Josh, RB	Waived
April 26	BOLEN, Brock, FB	Agreed to contract	September 5	WILLIAMS, Johnny, LB	Waived
April 26	BROWN, Nathan, QB	Agreed to contract	September 6	BOUMAN, Todd, QB	Released
April 26	BROWN, Weldon, CB	Agreed to contract	September 6	McCOWN, LUKE, QB	Acquired via trade (Tampa Bay)
April 26	DESORMEAUX, Michael, SS	Agreed to contract	September 7	BARTEL, Richard, QB	Signed to practice squad
April 26	DUPREE, Maurice, WR	Agreed to contract	September 7	BOLEN, Brock, FB	Signed to practice squad
April 26	ENGLISH, Jason, WR	Agreed to contract	September 7	DESORMEAUX, Michael, S	Signed to practice squad
April 26	HYPOLITE, George, DT	Agreed to contract	September 7	NAVARRE, Jeremy, DE	Signed to practice squad
April 26	ITTERSAGEN, Pete, CB	Agreed to contract	September 7	NEWTON, Cecil, C	Signed to practice squad
April 26	LORENZEN, Tyler, TE	Agreed to contract	September 7	STEPHENSON, Cameron, G	Signed to practice squad
April 26	McLENDON, Mike, RB	Agreed to contract	September 7	UNDERWOOD, Tiquan, WR	Signed to practice squad
April 26	NAVARRE, Jeremy, DE	Agreed to contract	September 7	VAUGHAN, Josh, RB	Signed to practice squad
April 26	NEWTON, Cecil, C	Agreed to contract	September 7	COX, Kennard, DB	Waived
April 26	PATTERSON, Kevin, SS	Agreed to contract	September 8	NORMAN, Dennis, OL	Released
April 26	PETERSON, Todd, WR	Agreed to contract	September 8	RUSSELL, Brian, S	Signed contract
April 26	WILLIAMS, Johnny, LB	Agreed to contract	September 8	FORNEY, Kynan, G	Signed contract
April 26	WILLIAMS, Julius, DE	Agreed to contract	September 8	COX, Kennard, DB	Signed to practice squad
April 27	SPENCER, Charles, OT	Released	September 8	VAUGHAN, Josh, RB	Waived from practice squad
April 29	CONTRONE, Athony, FB	Waived	September 15	HAYWARD, Reggie, DE	Placed on injured reserve
May 4	BROWN, Nathan, QB	Waived	September 15	COX, Kennard, DB	Activated from practice squad
May 4	GARDNER, Isaiah, DB	Waived	September 15	HENDERSON, Robert, DE	Signed to practice squad
May 4	RODGERS, Stefan, OT	Waived	September 17	WYCHE, James, DE	Waived
May 4	ABDALLAH, Nader, DT	Signed contract	September 17	NAVARRE, Jeremy, DE	Activated from practice squad
May 4	FORRESTER, Mesphin, DB	Signed contract	September 17	POTTER, Zach, TE	Signed to practice squad
May 12	BOUMAN, Todd, QB	Signed contract	September 21	MIDDLETON, William, CB	Signed from Atlanta's practice squad
May 14	McLENDON, Mike, RB	Waived	September 21	GREENE, Courtney, S	Signed contract
May 14	NKANG, Chad, DB	Waived	September 21	ESTANDIA, Greg, TE	Waived
May 20	WOODS, D'Juan, WR	Waived	September 21	HUGHES, Nate, WR	Waived
May 20	BRACKENRIDGE, Tyrone, DB	Claimed off waivers (NY Jets)	September 21	DESORMEAUX, Michael, S	Waived from practice squad
June 4	McCREE, Marlon, S	Signed contract	September 21	ROLAND, Justin, LB	Signed to practice squad
June 4	ABDALLAH, Nader, DT	Waived	September 23	WILLIAMSON, Troy, WR	Placed on injured reserve
June 4	PATTERSON, Kevin, SS	Waived	September 23	HUGHES, Nate, WR	Signed to practice squad
June 11	DAVIS, Charles, TE	Waived	September 23	UNDERWOOD, Tiquan, WR	Activated from practice squad
June 11	JAMES, William, CB	Waived	September 28	NAVARRE, Jeremy, DE	Waived
June 17	LEMON, Cleo, QB	Contract terminated	September 28	COX, Kennard, DB	Waived
June 17	MILLER, Drew, OL	Waived	September 28	SMITH, Bryan, LB	Signed from St. Louis practice squad
June 17	BRUCE, Mikros, DE	Waived	September 29	PETERSON, Greg, DT	Signed contract
June 17	BROWN, Weldon, CB	Waived	September 29	HENDERSON, Robert, DE	Waived from practice squad
June 17	ENGLISH, Jason, WR	Waived	September 29	ROLAND, Justin, LB	Waived from practice squad
June 17	BOECKMAN, Todd, QB	Signed contract	September 30	NAVARRE, Jeremy, DE	Signed to practice squad
June 17	STRICKLAND, Andy, WR	Signed contract	September 30	COX, Kennard, DB	Signed to practice squad
June 18	CAIN, Jeremy, LS	Claimed off waivers (Washington)	November 7	STARKS, Scott, CB	Placed on injured reserve
June 23	BELL, Kyle, FB	Waived	November 7	SMITH, Anthony, S	Claimed off waivers (St. Louis Rams)
June 30	ALEXANDER, Gerald, S	Acquired via trade (Detroit)	November 17	DILLARD, Jarrett, WR	Placed on injured reserve
June 30	NORTH CUTT, Dennis, WR	Traded to Detroit	November 17	HUGHES, Nate, WR	Activated from practice squad
July 9	THOMAS, Mike, WR	Signed contract	November 17	SWIFT, Nate, WR	Signed to practice squad
July 9	LOWRY, Calvin, S	Released	November 21	RUSSELL, Brian, S	Released
July 23	HYPOLITE, George, DT	Waived	November 21	McQUISTAN, Paul, OL	Signed contract
July 23	STANLEY, Montavious, DT	Signed contract	November 23	SMITH, Bryan, LB	Placed on injured reserve
July 24	JENNINGS, Rashad, RB	Signed contract	November 23	NAVARRE, Jeremy, DE	Activated from practice squad
July 30	COX, Derek, CB	Signed contract	November 24	MYLES, Lamar, LB	Signed to practice squad
July 30	UNDERWOOD, Tiquan, WR	Signed contract	November 24	WYCHE, James, DE	Signed to practice squad
July 31	KNIGHTON, Terrance, DT	Signed contract	November 24	SEWARD, Adam, LB	Waived
July 31	BOECKMAN, Todd, QB	Waived	November 23	STEPHENSON, Cameron, G	Waived from practice squad
August 2	BRITTON, Eben, OT	Signed contract	November 25	BARTEL, Richard, QB	Signed by Washington Redskins
August 2	DENMARK, Clarence, WR	Signed contract	November 25	COE, Michael, DB	Signed from NY Giants' practice squad
August 3	HOLLOWAY, David, LB	Signed contract	November 25	PATRICK, Allen, RB	Signed to practice squad
August 7	HOLLOWAY, David, LB	Waived	December 3	LANDRI, Derek, DT	Waived
August 7	MILLER, Drew, C/G	Signed contract	December 3	WYCHE, James, DE	Activated from practice squad
August 7	CAREY, Don, DB	Claimed off waivers (Cleveland)	December 5	WILLIAMS, Maurice, OT	Released
August 7	FORRESTER, Mesphin, DB	Waived	December 5	COX, Kennard, DB	Activated from practice squad
August 11	MILLER, Drew, C/G	Waived/Injured	December 5	STEPHENSON, Cameron, G	Signed to practice squad
August 11	VAUGHAN, Josh, RB	Signed contract	December 5	DENMARK, Clarence, WR	Signed to practice squad
August 14	MONROE, Eugene, OT	Signed contract	December 11	COX, Kennard, DB	Waived
August 14	DUPREE, Maurice, WR	Waived	December 11	HARRINGTON, Chris, DE	Signed from Arizona's practice squad
August 24	DUPREE, Maurice, WR	Signed contract	December 14	BOLEN, Brock, FB	Activated from practice squad
August 24	SEWARD, Adam, LB	Signed contract	December 14	Witherspoon, Brian, CB	Waived
August 24	MYLES, Lamar, LB	Waived	December 15	COX, Kennard, DB	Signed to practice squad
August 24	STRICKLAND, Andy, WR	Waived	December 17	JONES, Greg, FB/RB	Placed on injured reserve
August 25	LEWIS, Jonathan, DT	Waived	December 17	COX, Kennard, DB	Activated from practice squad
August 25	WILFORD, Ernest, TE	Signed contract	December 19	COX, Kennard, DB	Waived

December 19	WYCHE, James, DE	Waived
December 19	DANIELS, Tank, LB	Signed contract
December 19	POTTER, Zach, TE	Activated from practice squad
December 19	NEWTON, Cecil, C	Activated from practice squad
December 19	INGRAM, Clint, LB	Placed on injured reserve
December 22	COX, Kennard, DB	Signed to practice squad
December 22	DAVIS, Rulon, DE	Signed to practice squad
January 4	ELLISON, Allyyah, DL	Placed on injured reserve
January 4	COX, Kennard, DB	Activated from practice squad
January 5	DENMARK, Clarence, WR	Signed contract for 2010
January 5	PATRICK, Allen, RB	Signed contract for 2010
January 5	STEPHENSON, Cameron, G	Signed contract for 2010

JAGUARS 2009 PARTICIPATION GAME-BY-GAME

	at	vs.	at	vs.	at	vs.	at	vs.	at	vs.	at	vs.	at	vs.	at	at	Games/ Starts
	IND	ARI	HOU	TEN	SEA	STL	TEN	KC	NYJ	BUF	SF	HOU	MIA	IND	NE	CLE	
ALEXANDER	P	P	P	SS	SS	SS	SS	SS	ina	P	P	SS	SS	SS	SS	SS	15/10
ALLEN	P	P	P	P	LB	P	P	P	P	LB	P	P	P	LB	LB	LB	16/5
BARTEL	ps	ps	ps	ps	ps	ps	ps	ps	ps	ps	---	---	---	---	---	---	0/0
BLACK	ina	ina	ina	P	ina	ina	ina	ina	P	TE	P	P	P	TE	P	P	9/2
BOLEN	ps	ps	ps	ps	ps	ps	ps	ps	ps	ps	ps	ps	ps	P	P	P	3/0
BRACKENRIDGE	P	P	P	P	P	P	P	P	P	LCB	LCB	LCB	LCB	P	P	LCB	16/5
BRITTON	RT	RT	RT	ina	RT	RT	RT	RT	RT	RT	RT	RT	RT	RT	RT	RT	15/15
CAIN	P	P	P	P	P	P	P	P	P	P	P	P	P	P	P	P	16/0
CAREY	IR	IR	IR	IR	IR	IR	IR	IR	IR	IR	IR	IR	IR	IR	IR	IR	0/0
COE	---	---	---	---	---	---	---	---	---	---	ina	P	P	P	P	P	5/0
CONSIDINE	SS	SS	SS	ina	ina	ina	ina	P	SS	SS	SS	ina	P	P	P	P	11/6
COX, D.	RCB	RCB	RCB	RCB	RCB	RCB	RCB	RCB	RCB	RCB	RCB	RCB	RCB	RCB	RCB	RCB	16/16
COX, K.	ps	P	P	ps	ps	ps	ps	ps	ps	ps	ps	P	---	P	ps	ina	4/0
DANIELS	---	---	---	---	---	---	---	---	---	---	---	---	---	---	ina	P	1/0
DAVIS	---	---	---	---	---	---	---	---	---	---	---	---	---	---	ps	ps	0/0
DENMARK	---	---	---	---	---	---	---	---	---	---	---	---	ps	ps	ps	ps	0/0
DESORMEAUX	ps	ps	---	---	---	---	---	---	---	---	---	---	---	---	---	---	0/0
DILLARD	ina	ina	P	P	P	P	P	P	P	IR	IR	IR	IR	IR	IR	IR	7/0
DURANT	LB	LB	LB	LB	ina	ina	LB	LB	LB	ina	LB	LB	LB	LB	LB	LB	13/13
ELLISON	P	P	P	DE	DE	DE	DT	P	P	P	P	P	DT	DE	P	IR	15/6
ESTANDIA	P	TE	---	---	---	---	---	---	---	---	---	---	---	---	---	---	2/1
FORNEY	ina	ina	ina	P	ina	P	DNP	DNP	DNP	DNP	DNP	ina	ina	DNP	DNP	P	3/0
GARRARD	QB	QB	QB	QB	QB	QB	QB	QB	QB	QB	QB	QB	QB	QB	QB	QB	16/16
GREENE	---	---	ina	P	P	P	P	P	ina	P	P	P	ina	ina	ina	P	9/0
GROVES	P	LB	LB	P	P	P	P	DE	P	P	P	RDE	RDE	P	RDE	DE	16/7
HARRINGTON	---	---	---	---	---	---	---	---	---	---	---	---	ina	P	P	P	3/0
HARVEY	DE	DE	DE	DE	DE	LB	LDE	LDE	LDE	LDE	LDE	LDE	LDE	LB	LDE	DE	16/16
HAYWARD	DE	IR	IR	IR	IR	IR	IR	IR	IR	IR	IR	IR	IR	IR	IR	IR	1/1
HENDERSON, J.	DT	DE	DE	DT	DT	DE	DE	DT	DT	DT	DT	DT	ina	DE	DT	DT	15/15
HENDERSON, R.	---	ps	ps	---	---	---	---	---	---	---	---	---	---	---	---	---	0/0
HOLT	WR	P	WR	WR	WR	WR	WR	P	WR	P	WR	WR	WR	WR	WR	ina	15/12
HUGHES	P	P	ps	ps	ps	ps	ps	ps	ps	P	ina	P	P	P	P	P	8/0
INGRAM	LB	LB	LB	LB	P	LB	LB	LB	LB	LB	LB	LB	LB	ina	IR	IR	13/12
IWUH	P	P	ina	P	LB	LB	P	P	P	P	P	P	P	P	P	P	15/2
JENNINGS	DNP	P	P	P	P	P	P	P	P	P	P	P	P	P	P	P	15/0
JONES	FB	P	FB	P	P	P	P	FB	FB	FB	P	FB	FB	IR	IR	IR	13/7
JONES-DREW	RB	RB	RB	RB	RB	RB	RB	RB	RB	RB	RB	RB	RB	RB	RB	RB	16/16
KNIGHTON	DT	DT	DT	DT	DT	DT	DT	DT	DT	DT	DT	DT	DT	DT	DT	DT	16/16
LANDRI	P	P	P	P	P	P	P	ina	ina	ina	ina	---	---	---	---	---	7/0
LEWIS	TE	TE	TE	TE	TE	TE	TE	TE	TE	TE	TE	TE	TE	TE	TE	ina	15/15
MANUWAI	LG	LG	LG	LG	LG	LG	LG	LG	LG	LG	LG	LG	LG	LG	LG	LG	16/16
MATHIS	LCB	LCB	LCB	LCB	LCB	LCB	ina	LCB	LCB	ina	ina	ina	ina	LCB	LCB	ina	10/10
McCOWN	DNP	DNP	DNP	DNP	P	DNP	P	DNP	DNP	DNP	DNP	DNP	DNP	DNP	P	DNP	3/0
McQUISTAN	---	---	---	---	---	---	---	---	---	ina	ina	ina	ina	ina	ina	ina	0/0
MEESTER	C	C	C	C	C	C	C	C	C	C	C	C	C	C	C	C	16/16
MEIER	IR	IR	IR	IR	IR	IR	IR	IR	IR	IR	IR	IR	IR	IR	IR	IR	0/0
MIDDLETON	---	---	ina	ina	P	P	P	P	P	P	P	P	P	P	P	P	12/0
MILLER	ina	ina	P	P	P	P	P	P	P	P	P	P	P	P	P	P	14/0
MONROE	LT	LT	LT	ina	P	LT	P	LT	LT	LT	LT	LT	LT	LT	LT	LT	15/13
MYLES	---	---	---	---	---	---	---	---	---	---	ps	ps	ps	ps	ps	ps	0/0
NAVARRE	ps	ina	ina	ps	ps	ps	ps	ps	ps	ps	P	P	P	P	P	P	6/0
NELSON	FS	FS	FS	FS	FS	FS	LCB	FS	FS	FS	FS	FS	FS	FS	P	P	16/14
NEWTON	ps	ps	ps	ps	ps	ps	ps	ps	ps	ps	ps	ps	ps	ps	ina	ina	0/0
NWANERI	P	P	P	RG	RG	RG	RG	RG	RG	RG	RG	RG	RG	RG	RG	RG	16/13
OWENS	P	P	P	P	P	P	P	P	P	P	P	P	P	P	P	P	16/0
PATRICK	---	---	---	---	---	---	---	---	---	---	---	ps	ps	ps	ps	ps	0/0
PETERSON	---	---	---	ina	ina	ina	ina	ina	ina	ina	ina	ina	P	ina	ina	P	2/0
PODLESH	P	P	P	P	P	P	P	P	P	P	P	P	P	P	P	P	16/0
POTTER	---	ps	ps	ps	ps	ps	ps	ps	ps	ps	ps	ps	ps	ps	ina	TE	1/1
ROLAND	---	---	ps	---	---	---	---	---	---	---	---	---	---	---	---	---	0/0
RUSSELL	P	P	P	P	P	P	FS	P	P	---	---	---	---	---	---	---	9/1
SCOBEE	P	P	P	P	P	P	P	P	P	P	P	P	P	P	P	P	16/0
SEWARD	ina	P	ina	ina	ina	ina	P	ina	ina	P	---	---	---	---	---	---	3/0
SIMS-WALKER	P	WR	WR	WR	ina	WR	WR	WR	WR	WR	WR	WR	WR	WR	WR	WR	15/14
SMITH, A.	---	---	---	---	---	---	---	ina	P	P	P	P	P	P	FS	FS	8/2
SMITH, B.	---	---	---	P	P	P	ina	P	RDE	RDE	IR	IR	IR	IR	IR	IR	6/2
SMITH, D.	LB	LB	LB	LB	LB	LB	LB	LB	LB	LB	LB	LB	LB	LB	LB	LB	16/16

(more)

JAGUARS 2009 PARTICIPATION GAME-BY-GAME (cont.)

STANLEY	P	ina	P	P	P	P	P	P	P	P	P	P	P	P	P	P	P	15/0
STARKS	P	P	P	P	ina	ina	P	IR	IR	IR	IR	IR	IR	IR	IR	IR	IR	5/0
STEPHENSON	ps	ps	ps	ps	ps	ps	ps	ps	ps	ps	---	ps	ps	ps	ps	ps	ps	0/0
THOMAS, M.	ina	ina	P	WR	WR	WR	P	P	P	P	P	P	P	P	P	P	WR	14/4
THOMAS, T.	DNP	P	P	LT	LT	P	LT	P	P	ina	ina	DNP	DNP	ina	ina	ina	ina	8/3
UNDERWOOD	ps	ps	P	ina	P	ina	ina	ina	ina	ina	ina	P	ina	ina	ina	ina	DNP	3/0
VAUGHAN	ps	---	---	---	---	---	---	---	---	---	---	---	---	---	---	ps	ps	0/0
WILFORD	P	TE	P	P	TE	P	TE	TE	ina	P	TE	P	P	P	TE	TE	TE	15/7
WILLIAMS, J.	ina	P	P	P	P	P	P	P	P	P	RDE	ina	ina	ina	P	ina	ina	11/1
WILLIAMS, M.	RG	RG	RG	RT	P	ina	ina	ina	ina	ina	ina	---	---	---	---	---	---	5/4
WILLIAMSON	WR	P	IR	IR	IR	IR	IR	IR	IR	IR	IR	IR	IR	IR	IR	IR	IR	2/1
WITHERSPOON	P	ina	ina	ina	P	P	ina	ina	P	P	P	ina	P	---	---	---	---	7/0
WYCHE	ina	---	---	---	---	---	---	---	---	---	ps	P	P	ina	---	---	---	2/0

POS=Started; P=Played; DNP=Did not play; ina= Inactive; ps=Practice squad; ---=Not on roster; IR=Injured Reserve

JACKSONVILLE JAGUARS 2009 STATISTICS

Regular Season Final

WON 7, LOST 9

				* RUSHING	No.	Yds	Avg	Long	TD
09/13	L 12-14	at Indianapolis	65,757	Jones-Drew	312	1391	4.5	80t	15
09/20	L 17-31	Arizona	46,520	Garrard	77	323	4.2	30	3
09/27	W 31-24	at Houston	70,083	Jennings	39	202	5.2	28t	1
10/04	W 37-17	Tennessee	49,014	M. Thomas	12	86	7.2	22	0
10/11	L 0-41	at Seattle	67,228	Jones	4	23	5.8	11	0
10/18	W 23-20 OT	St. Louis	42,088	Miller	1	3	3.0	3	0
11/01	L 13-30	at Tennessee	69,143	Owens	2	1	0.5	3	0
11/08	W 24-21	Kansas City	45,546	TEAM	447	2029	4.5	80t	19
11/15	W 24-22	at New York Jets	76,313	OPPONENTS	458	1863	4.1	89t	12
11/22	W 18-15	Buffalo	47,757	* RECEIVING	No.	Yds	Avg	Long	TD
11/29	L 3-20	at San Francisco	69,732	Sims-Walker	63	869	13.8	61t	7
12/06	W 23-18	Houston	42,079	Jones-Drew	53	374	7.1	19	1
12/13	L 10-14	Miami	60,457	Holt	51	722	14.2	63	0
12/17	L 31-35	Indianapolis	63,753	M. Thomas	48	453	9.4	28	1
12/27	L 7-35	at New England	68,756	M. Lewis	32	518	16.2	47	2
01/03	L 17-23	at Cleveland	66,935	Miller	21	212	10.1	62	2

	Jax	Opp.											
TOTAL FIRST DOWNS	300	307	Wilford	11	123	11.2	30	1					
Rushing	114	100	Dillard	6	106	17.7	33	0					
Passing	170	191	Hughes	5	70	14.0	35t	1					
Penalty	16	16	Jones	5	14	2.8	9	0					
3rd Down: Made/Att	102/226	94/209	Williamson	3	34	11.3	13	0					
3rd Down Pct.	45.1	45.0	Potter	1	3	3.0	3	0					
4th Down: Made/Att	12/21	12/17	TEAM	315	3599	11.4	63	15					
4th Down Pct.	57.1	70.6	OPPONENTS	345	3853	11.2	98t	28					
POSSESSION AVG.	30:08	29:52	* INTERCEPTIONS	No.	Yds	Avg	Long	TD					
TOTAL NET YARDS	5385	5637	D. Cox	4	6	1.5	6	0					
Avg. Per Game	336.6	352.3	Mathis	3	46	15.3	29	0					
Total Plays	1010	982	A. Smith	2	34	17.0	30	0					
Avg. Per Play	5.3	5.7	Alexander	2	23	11.5	22	0					
NET YARDS RUSHING	2029	1863	Groves	1	37	37.0	37	0					
Avg. Per Game	126.8	116.4	Durant	1	27	27.0	27	0					
Total Rushes	447	458	Considine	1	25	25.0	25	0					
NET YARDS PASSING	3356	3774	D. Smith	1	10	10.0	10	0					
Avg. Per Game	209.8	235.9	TEAM	15	208	13.9	37	0					
Sacked/Yards Lost	44/243	14/79	OPPONENTS	10	234	23.4	56	1					
Gross Yards	3599	3853	* PUNTING	No.	Yds	Avg	Net	TB	In Lg B				
Att./Completions	519/315	510/345	Podlesh	72	3017	41.9	38.3	5	23 64 0				
Completion Pct.	60.7	67.6	TEAM	72	3017	41.9	38.3	5	23 64 0				
Had Intercepted	10	15	OPPONENTS	62	2784	44.9	39.5	5	21 70 0				
PUNTS/AVERAGE	72/41.9	62/44.9	* PUNT RETURNS	Ret	FC	Yds	Avg	Long	TD				
NET PUNTING AVG.	72/38.3	62/39.5	M. Thomas	14	4	118	8.4	44	0				
PENALTIES/YARDS	70/542	64/498	Witherspoon	7	3	78	11.1	42	0				
FUMBLES/BALL LOST	26/13	22/10	Hughes	2	0	18	9.0	11	0				
TOUCHDOWNS	34	44	Jones-Drew	2	0	19	9.5	12	0				
Rushing	19	12	Middleton	1	0	0	0.0	0	0				
Passing	15	28	Starks	1	0	0	0.0	0	0				
Returns	0	4	TEAM	27	7	233	8.6	44	0				
* SCORE BY PERIODS	Q1	Q2	Q3	Q4	OT	PTS	OPPONENTS	38	15	159	4.2	13	0
TEAM	48	113	46	80	3	290	* KICKOFF RETURNS	No.	Yds	Avg	Long	TD	
OPPONENTS	69	157	75	79	0	380	M. Thomas	26	644	24.8	43	0	

* SCORING	TD	Ru	Pa	Rt	K	PAT	FG	S	PTS					
Jones-Drew	16	15	1	0	0	0	0	96	Jones-Drew	4	102	25.5	30	0
Scobee	0	0	0	0	30/31	18/28	0	84	Jennings	3	56	18.7	24	0
Sims-Walker	7	0	7	0	0	0	42	Owens	3	49	16.3	29	0	
Garrard	3	3	0	0	0	0	20	Miller	2	19	9.5	16	0	
M. Lewis	2	0	2	0	0	0	12	Underwood	2	38	19.0	24	0	
Miller	2	0	2	0	0	0	12	Ellison	1	16	16.0	16	0	
Hughes	1	0	1	0	0	0	6	Wilford	1	0	0.0	0	0	
Jennings	1	1	0	0	0	0	6	TEAM	66	1492	22.6	43	0	
M. Thomas	1	0	1	0	0	0	6	OPPONENTS	47	1069	22.7	93t	1	
Wilford	1	0	1	0	0	0	6	* FIELD GOALS	1-19	20-29	30-39	40-49	50+	
TEAM	34	19	15	0	30/31	18/28	0	290	Scobee	0/0	7/8	4/4	3/7	4/9
OPPONENTS	44	12	28	4	38/38	24/28	1	380	TEAM	0/0	7/8	4/4	3/7	4/9
2-Pt Conv: Garrard, TM 1-3, OPP 2-6									OPPONENTS	0/0	12/12	4/5	7/8	1/3

SACKS: J. Henderson 3, Harvey 2, Knighton 1.5, D. Smith 1.5, Durant 1, Ellison 1, Hayward 1, Ingram 1, Landri 1, Stanley 1, TM 14, OPP 44
 FUM/LOST: Garrard 14/8, Jones-Drew 2/1, Sims-Walker 2/1, Witherspoon 2/0, D. Cox 1/0, Holt 1/1, M. Lewis 1/0, Middleton 1/0, M. Thomas 1/1, Williamson 1/1

* PASSING	GF/GS	Att	Cmp	Yds	Cmp%	Yds/Att	TD	TD%	Int	Int%	Long	Sack/Lost	Rating
Garrard	16/16	516	314	3597	60.9	6.97	15	2.9	10	1.9	63	42/ 236	83.5
McCown	3/0	3	1	2	33.3	0.67	0	0.0	0	0.0	2	2/ 7	42.4
TEAM		519	315	3599	60.7	6.93	15	2.9	10	1.9	63	44/ 243	83.2
OPPONENTS		510	345	3853	67.6	7.55	28	5.5	15	2.9	98t	14/ 79	96.0

2009 Regular Season - Final Statistics

JAGUARS DEFENSIVE TACKLES

Player	Total	Solo	Asst.	Sacks	Int.	Pass Def.	TFL	QBP	FF	FR
D. Smith	150	101	49	1.5	1	4	9	9	3	2
J. Durant	135	90	45	1.0	1	0	4	3	1	0
R. Nelson	77	60	17	0.0	0	6	2	2	0	1
C. Ingram	77	47	30	1.0	0	0	2	4	0	1
D. Cox	76	56	20	0.0	4	7	0	0	0	1
D. Harvey	69	37	32	2.0	0	1	3	20	0	1
J. Henderson	60	27	33	3.0	0	2	0	9	2	0
G. Alexander	58	39	19	0.0	2	3	0	0	3	1
R. Allen	58	35	23	0.0	0	0	3	1	0	0
T. Knighton	53	29	24	1.5	0	1	6	2	1	0
R. Mathis	40	28	12	0.0	3	7	0	1	2	1
B. Iwuh	38	26	12	0.0	0	0	3	0	0	0
S. Considine	36	24	12	0.0	1	5	2	0	0	0
Q. Groves	34	22	12	0.0	1	0	3	7	1	0
T. Brackenridge	34	23	11	0.0	0	6	1	1	2	0
A. Ellison	28	16	12	1.0	0	1	2	4	0	0
A. Smith	28	21	7	0.0	2	3	0	2	0	1
M. Stanley	24	17	7	1.0	0	3	1	1	0	0
D. Landri	15	8	7	1.0	0	0	0	1	0	0
B. Russell	14	6	8	0.0	0	0	0	0	0	0
J. Williams	10	6	4	0.0	0	0	0	1	0	0
B. Smith	9	4	5	0.0	0	1	1	4	0	0
S. Starks	7	4	3	0.0	0	1	0	0	0	0
W. Middleton	7	7	0	0.0	0	0	1	0	0	0
J. Navarre	5	3	2	0.0	0	0	1	1	0	0
R. Hayward	3	2	1	1.0	0	0	0	1	0	0
C. Harrington	1	1	0	0.0	0	0	0	0	0	0
G. Peterson	1	0	1	0.0	0	0	0	0	0	0
J. Wyche	0	0	0	0.0	0	0	0	0	0	0

JAGUARS SPECIAL TEAMS TACKLES

Player	Total	Solo	Asst.	Blk. Kick	FF	FR
B. Iwuh	17	9	8	0	0	0
R. Allen	14	9	5	0	0	0
W. Middleton	12	11	1	0	0	0
T. Brackenridge	11	6	5	0	0	0
Q. Groves	11	4	7	0	0	0
C. Greene	10	4	6	0	0	0
J. Cain	9	4	5	0	0	0
Z. Miller	9	8	1	0	0	0
A. Smith	7	5	2	0	0	0
G. Alexander	5	5	0	0	0	0
S. Considine	4	4	0	0	0	1
K. Cox	4	2	2	0	0	0
R. Nelson	4	1	3	0	0	0
B. Witherspoon	3	2	1	0	0	0
J. Scobee	3	1	2	0	0	0
A. Seward	3	1	2	0	0	0
G. Jones	3	2	1	0	0	0
M. Coe	3	1	2	0	0	0
S. Starks	2	1	1	0	0	0
B. Russell	1	1	1	0	0	0
J. Williams	1	1	0	0	0	0
B. Smith	1	0	1	0	0	0
G. Estandia	1	1	0	0	0	0
N. Hughes	1	0	1	0	0	0

JAGUARS OFFENSE GAME BY GAME

	FIRST DOWNS			Third Down	Tot Yds	Off Ply	Rushing		Net	Passing			Att	Int	Penalty No	Fum Yds	Lost	Punts No-Avg	Poss Time	
	Tot	Rn	Pa				Att	Yds		Sacks	Gross	Cmp								
9/13 at IND (L)	12	7	4	1	6-15	228	55	26	114	114	1-8	122	14	28	0	3	24	0-0	5-37.8	26:04
9/20 vs. ARI (L)	18	4	13	1	6-16	367	67	20	92	275	4-7	282	23	43	1	8	50	4-2	4-45.3	28:39
9/27 at HOU (W)	24	11	10	3	5-11	399	62	32	185	214	0-0	214	18	30	0	5	40	1-1	3-35.3	30:52
10/4 vs. TEN (W)	27	10	15	2	6-13	442	69	30	137	305	2-18	323	27	37	0	4	30	1-1	3-37.0	34:07
10/11 at SEA (L)	10	2	8	0	2-13	199	52	15	38	161	5-29	190	19	32	0	9	73	2-2	8-46.4	25:16
10/18 vs. STL (W)	33	14	15	4	11-16	492	84	38	166	326	3-9	335	30	43	2	3	15	1-1	4-36.3	42:12
11/1 at TEN (L)	12	4	8	0	4-12	330	49	16	217	113	4-26	139	14	29	2	2	27	2-0	7-44.1	20:17
11/8 vs. KC (W)	21	11	10	0	9-16	426	69	41	173	253	1-11	264	18	27	0	5	31	1-1	4-44.3	36:13
11/15 at NYJ (W)	18	6	11	1	7-13	347	60	32	139	208	2-13	221	16	26	0	5	40	2-1	4-36.8	31:07
11/22 vs. BUF (W)	19	7	11	1	9-15	310	66	34	102	208	2-7	215	21	30	1	6	50	3-1	5-44.8	36:24
11/29 at SF (L)	18	4	14	0	3-12	357	61	19	96	261	6-46	307	25	36	0	6	60	2-2	4-43.3	29:20
12/6 vs. HOU (W)	19	7	11	1	8-16	323	68	36	107	216	4-22	238	15	28	0	4	45	2-1	3-49.3	30:07
12/13 vs. MIA (L)	10	5	3	2	3-14	217	54	25	95	122	3-17	139	11	26	0	2	10	1-0	7-43.1	24:54
12/17 vs. IND (L)	25	9	16	0	10-16	345	76	34	139	206	2-17	223	23	40	1	4	22	1-0	3-44.7	35:26
12/27 at NE (L)	16	7	9	0	4-11	275	52	25	98	177	2-8	185	19	25	2	1	5	1-0	4-38.8	27:35
1/3 at CLE (L)	18	6	12	0	9-17	328	66	24	131	197	3-5	202	39	22	1	3	20	2-0	4-36.3	27:02

JAGUARS DEFENSE GAME BY GAME

	FIRST DOWNS			Third Down	Tot Yds	Off Ply	Rushing		Net	Passing			Att	Int	Penalty No	Fum Yds	Lost	Punts No-Avg	Poss Time	
	Tot	Rn	Pa				Att	Yds		Sacks	Gross	Cmp								
9/13 at IND (L)	21	4	15	2	8-14	365	70	31	71	294	1-7	301	28	38	1	3	17	1-1	2-44.0	33:56
9/20 vs. ARI (L)	22	7	15	0	2-9	383	60	28	118	265	0-0	265	27	32	0	7	58	5-2	3-46.3	31:21
9/27 at HOU (W)	23	5	17	1	4-10	397	59	22	111	286	2-14	300	26	35	1	5	60	1-1	4-42.8	29:08
10/4 vs. TEN (W)	19	5	13	1	8-16	379	67	19	95	284	0-0	284	29	48	2	6	68	1-1	5-42.2	25:53
10/11 at SEA (L)	24	8	13	3	6-14	379	71	40	143	236	1-5	241	18	30	0	1	10	2-0	3-44.3	34:44
10/18 vs. STL (W)	13	1	11	1	4-12	262	53	18	55	207	1-6	213	22	34	1	6	52	0-0	6-41.2	24:48
11/1 at TEN (L)	20	12	8	0	8-15	430	67	49	305	125	0-0	125	15	18	0	4	20	0-0	4-48.3	39:43
11/8 vs. KC (W)	14	3	10	1	4-13	301	56	14	60	241	3-21	262	23	39	0	1	10	1-0	7-46.6	23:47
11/15 at NYJ (W)	19	7	10	2	7-13	322	60	29	110	212	0-0	212	16	31	2	4	26	1-1	2-50.5	28:53
11/22 vs. BUF (W)	14	1	12	1	3-11	343	51	18	53	290	2-7	297	18	31	2	6	43	2-1	4-50.5	23:36
11/29 at SF (L)	15	5	9	1	8-16	284	61	20	52	232	0-0	232	27	41	0	1	5	0-0	5-50.2	30:40
12/6 vs. HOU (W)	19	7	10	2	5-15	305	61	22	72	233	2-7	240	37	22	3	6	37	1-0	5-45.0	29:53
12/13 vs. MIA (L)	22	8	14	0	8-15	354	71	40	146	208	2-12	220	21	29	1	4	27	5-2	5-43.8	35:06
12/17 vs. IND (L)	18	2	16	0	8-12	369	53	23	61	308	0-0	308	23	30	1	5	40	0-0	3-43.0	24:34
12/27 at NE (L)	26	12	14	0	6-10	464	62	36	197	267	0-0	267	23	26	0	2	10	1-1	1-42.0	32:25
1/3 at CLE (L)	18	13	4	1	5-14	300	60	49	214	86	0-0	86	11	7	1	3	15	1-0	3-35.7	32:58


PERFORMANCE INSIDE THE 20

	In 20	Scores	Pct.	TDs	TD Pct.	FGs	Points	Tot. Points	Pct. of Total Pts.
JAGUARS	47	35	74.5	24	51.1	11	200	290	68.9
Opponents	52	46	88.5	29	55.8	17	253	380	66.6

GOAL-TO-GO SITUATIONS

	G-T-G	Scores	Pct.	TDs	FGs	Points	Tot. Points	Pct. of Total Pts.
JAGUARS	26	22	84.6	18	4	138	290	47.6
Opponents	25	21	84.0	16	5	126	380	33.1


JACKSONVILLE
JAGUARS



**2009 ADDITIONAL/UPDATED
BIOGRAPHIES**

ADDITIONS TO MEDIA GUIDE

26



MICHAEL COE DEFENSIVE BACK

HEIGHT: 6-0

WEIGHT: 190

COLLEGE: ALABAMA STATE

BIRTHDATE: DECEMBER 17, 1983

BIRTHPLACE: MEMPHIS, TENNESSEE

ACQ. NEW YORK GIANTS PRACTICE SQUAD

EXP.: 3RD YEAR

GAMES PLAYED/STARTED: 2007 (6/0, 1/0), 2008 (0/0), 2009 (ps)

NFL TOTALS: 6 games, 0 starts

POSTSEASON TOTALS: 1 game, 0 start

TRANSACTIONS: Originally drafted by Indianapolis in the fifth round (173rd overall) of the 2007 draft ... Waived/Injured on 8/30/09 ... Signed by New York Giants to practice squad on 9/12/09 ... Signed by Jacksonville to active roster on 11/25/09.

PRO: Third-year defensive back spent two seasons with Indianapolis after being selected in the fifth round of the 2007 draft ... Played in six games as a rookie ... Blocked a punt for a safety on special teams ... Was waived/injured by the Colts in the 2009 preseason and spent first 11 weeks on the Giants practice squad ... Played three seasons at Arkansas before transferring to Alabama State.

2009: Spent preseason and training camp with the Colts before he was waived/injured on Aug. 30 ... Spent first 11 weeks of the season on the Giants practice squad.

2008: Was placed on injured reserve on Aug. 12.

2007: Appeared in six games as a rookie, mainly on special teams ... Was inactive for 10 games ... Totaled seven tackles (five solo), one pass defended and one FR as a reserve DB ... Had five special teams tackles and one blocked punt for a safety ... Saw first career action on **11/11 at SD** ... Recorded a FR on punt return coverage on **11/18 vs. KC** ... Posted two tackles, two special teams tackles and blocked a punt for a safety on **12/9 at BAL** ... Registered five solo tackles and one pass defended on **12/30 vs. TEN** ... Had two special teams tackles on **12/2 vs. JAX** ... Appeared on special teams on **1/13 vs. SD** in AFC Divisional Playoffs and had one tackle.

COLLEGE: Three-year starter, playing in 43 games, at Arkansas and Alabama State ... Started two seasons at Arkansas before transferring to Alabama State as a senior where his father, Charles, was head coach ... Career totals included 100 tackles, five tackles for loss, 1.5 sacks, one FF, one FR, 26 passes defended, one blocked kick and seven INTs ... Started all 11 games as a senior, four at FS and seven at LCB ... Had 42 tackles, 1.5 sacks, 14 passes defended, two INTs and one FR ... Also returned 21 punts for 8.4 avg. ... Second-team All-America selection by NFL Draft Report ... First-Team All-SWAC selection ... Started 14 of 32 games at Arkansas ... Posted 30 tackles, one FF, one blocked kick and three INTs as a junior ... Appeared in eight games with six starts as a sophomore, finishing with 24 tackles, four passes defended and two INTs ... Appeared in 13 games as a freshman ... Redshirted in 2002 ... Earned degree in mass communications.


PERSONAL: Single ... Resides in Memphis, Tenn. ... Attended Cordova High ... First-team all-state selection as a senior and named Class 5A Offensive Player of the Year as a senior ... Recorded 1,400-plus receiving yards as a senior along with five INTS ... Also lettered in track and hold school record in 400-meter dash and won conference title four times ... Full name: Michael Allan Coe.

MICHAEL COE'S REGULAR SEASON STATISTICS

YEAR	TEAM	GP/GS	TKL	SOLO	ASST	SACKS	FF	FR	INT	PD	ST
2007	Indianapolis	6/0	7	5	2	0.0	0	1	0	1	5
2008	Indianapolis	0/0	0	0	0	0.0	0	0	0	0	0
2009	N.Y. Giants										
Practice squad											
NFL TOTALS		6/0	7	5	2	0.0	0	1	0	1	5

MICHAEL COE'S POSTSEASON STATISTICS

YEAR	TEAM	GP/GS	TKL	SOLO	ASST	SACKS	FF	FR	INT	PD	ST
2007	Indianapolis	1/0	0	0	0	0.0	0	0	0	0	1

57**TANK DANIELS****LINEBACKER****HEIGHT: 6-3****WEIGHT: 248****COLLEGE: HARDING****BIRTHDATE: DECEMBER 27, 1981****BIRTHPLACE: CLARENDON, ARKANSAS****ACQ. VETERAN FREE AGENT 2009****EXP.: 4TH YEAR****GAMES PLAYED/STARTED:** 2006 (6/0, 2/0), 2007 (4/0, 4/0), 2008 (16/0, 3/0)**NFL TOTALS:** 26 games, 0 starts**POSTSEASON TOTALS:** 9 games, 0 starts

TRANSACTIONS: Originally signed as an undrafted rookie by Philadelphia on 5/15/06 ... Waived on 9/2/06 ... Signed to Philadelphia practice squad on 9/4/06 ... Signed to active roster on 11/21/06 ... Waived on 9/1/07 ... Signed by New York Giants to practice squad on 9/19/07 ... Signed to active roster on 11/27/07 ... Waived on 8/30/08 ... Claimed off waivers by Philadelphia on 8/31/08 ... Waived on 9/5/09 ... Signed by Jacksonville as free agent on 12/21/09.

PRO: Fourth-year linebacker has spent time with the Philadelphia Eagles and New York Giants ... Has played in 26 regular games and nine postseason games ... Has 28 career special teams tackles including 18 in 2008 with the Eagles ... Spent final weeks of the 2007 regular season with the Giants and played in all four postseason games during Super Bowl XXLI Championship run ... Was first player from Division II Harding to play in the NFL.

2009: Spent preseason with Philadelphia before being waived on final cuts.

2008: Played in all 16 games for the Eagles and finished with 18 special teams tackles and three tackles on defense ... Ranked fourth on the club in special teams tackles ... Also played in three postseason games and led the team with five special teams tackles ... Posted team-high four special teams tackles on **10/26 vs. ATL**.

2007: Played in four regular season games and four postseason games with the Giants including the Super Bowl ... Spent the preseason with Philadelphia before he was waived on final cuts and was signed to Giants practice squad on Sept. 19 ... Finished with one special teams tackle in the regular season and four in the postseason ... Made his Giants debut on **12/2 at CHI** ... Posted one special teams tackle on **12/16 vs. WAS** ... Recorded two special teams tackles and a forced fumble on **1/6 at TB** in NFC Wild Card Game. Forced a fumble of kick returner Michael Spurlock at the start of the third quarter and the Giants recovered ... Had one special teams tackle on **1/20 at GB** in NFC Championship Game.

2006: Spent first 10 weeks of season on the Eagles' practice squad after being signed as an undrafted rookie ... Was elevated to the 53-man roster prior on 11/21 and saw first career action on **11/26 at IND** ... Finished with nine special teams tackles in just six games ... Saw action at LB for the first time on **12/31 vs. ATL** and totaled five tackles.

COLLEGE: Four-year starter and two-time All-America honoree ... Had his No. 3 jersey retired in 2008 ... Compiled 237 tackles, 34 tackles for loss, 17.5 sacks and seven INTs ... Earned Associated Press Little All-America honors as a senior after finishing with 74 tackles, 10 tackles for loss, 7.5 sacks and four forced fumbles ... Had career-high four INTs as a junior along with 64 tackles and 3.5 sacks ... Totaled 69 tackles, 13.5 for loss, seven sacks, two INTs and four forced fumbles as a sophomore ... Started as a freshman and had 2.5 sacks and one INT ... Earned degree in kinesiology.


PERSONAL: Married (Courtney) with son, Jason, and daughter, Grayson ... Attended Clarendon High School in Arkansas and lettered in football, baseball, basketball and track ... Earned all-state honors as a sophomore and junior at QB and as a senior at WR ... Full name: Torrance "Tank" Daniels.

TANK DANIELS' REGULAR SEASON STATISTICS

YEAR	TEAM	GP/GS	TKL	SOLO	ASST	SACKS	FF	FR	INT	PD	ST
2006	Philadelphia	6/0	5	3	2	0.0	0	0	0	0	9
2007	N.Y. Giants	4/0	0	0	0	0.0	0	0	0	0	1
2008	Philadelphia	16/0	0	0	0	0.0	0	0	0	0	18
CAREER TOTALS		26/0	5	3	2	0.0	0	0	0	0	28

TANK DANIELS' POSTSEASON STATISTICS

YEAR	TEAM	GP/GS	TKL	SOLO	ASST	SACKS	FF	FR	INT	PD	ST
2006	Philadelphia	2/0	0	0	0	0.0	0	0	0	0	0
2007	N.Y. Giants	4/0	0	0	0	0.0	0	0	0	0	3
2008	Philadelphia	3/0	0	0	0	0.0	0	0	0	0	0
CAREER TOTALS		9/0	0	0	0	0.0	0	0	0	0	3

65**KYNAN FORNEY****GUARD****HEIGHT: 6-3****WEIGHT: 302****COLLEGE: HAWAII****BIRTHDATE: SEPTEMBER 8, 1978****HOMETOWN: NACOGDOCHES, TEXAS****ACQ. VETERAN FREE AGENT 2009****EXP.: 9TH YEAR****GAMES PLAYED/STARTED:** 2001 (12/8), 2002 (14/12, 2/2), 2003 (16/16), 2004 (16/16, 2/2), 2005 (16/15), 2006 (7/7), 2007 (14/14), 2008 (0/0)**NFL TOTALS:** 95 games, 88 starts**POSTSEASON TOTALS:** 4 games, 4 starts**TRANSACTIONS:** Originally drafted by Atlanta in the seventh round (219th overall) of the 2001 draft ... Released on 8/30/08 ... Signed by San Diego as veteran free agent on 9/1/08 ... Released on 9/5/09 ... Signed by Jacksonville as a veteran free agent on 9/8/09.

PRO: Spent first seven seasons with Atlanta from 2001-07 before joining San Diego to start the 2008 regular season ... Has played in 95 games with 88 starts at right guard ... Was named first alternate to Pro Bowl in 2005 ... Was part of the NFL's top rushing attack from 2004-06 at Atlanta ... Helped RB Warrick Dunn surpass 1,000-yard rushing mark in three straight seasons from 2004-06 ... Earned starting spot as a rookie in 2001 as a seventh-round pick ... Cousin, Larry Allen, was 11-time Pro Bowl guard.

2008: Joined San Diego as a veteran free agent to begin the season ... DNP in three games and was inactive for 13 games and for postseason ...

2007: Started 14 games at RG for Atlanta ... Part of line that allowed only one sack on **9/23 vs. CAR** and helped offense total 442 yards ... Line blocked for season-high 155 rushing yards on **11/4 vs. SF** ...

2006: Made seven starts at RG and was inactive for two games ... Was placed on injured reserve after week nine with a shoulder injury ... Team rushed for 200-plus yards in four games ... Part of line that helped team rush for 252 yards on **9/10 vs. CAR** and franchise-record 306 yards on **9/17 vs. TB** ...

2005: Started all 16 games at RG and was named Pro Bowl first alternate ... Part of unit that paved the way for the NFL's top rushing attack for the second year in a row (159.1 avg.) ... Club posted 200-plus rushing yards in five games ... Helped offense rush for 285 yards on **10/2 vs. MIN** and 256 yards on **11/24 vs. DET** ...

2004: Started all 16 games at RG ... Helped team rank first in NFL in rushing yards (2,672) and average per rush (5.1) ... Named to ESPN All-Pro Team ... Helped rushing game produce 242 yards on 9/19 vs. STL and 327 yards on **1/15 vs. STL** in NFC Divisional Playoff game ... The 327 yards were fourth-highest in NFL postseason history ... Chosen to Daryl "Moose" Johnston's All-Lunch Pail Crew ...


2003: Started at RG in all 16 games ... Helped team rush for 4.5 yards per carry ...

2002: Appeared in 14 games with a career-high 12 starts at RG ... Contributed to club's 260-yard rushing performance on **10/27 at NO**, team's most since 1972 ...

2001: Played in 12 games as a rookie, making eight starts at RG ... Started season-opener on **9/9 at SF** but missed next four games to toe injury.

COLLEGE: Earned All-WAC honors as a senior after starting 11 games at RT ... Collected 94 knockdowns as the unit allowed only 10 sacks and averaged 322.9 yards per game in 2000 ... Played 1997 season at Trinity Valley College in Texas, helping them to 12-0 mark and National JUCO Championship.

PERSONAL: Married (Alicia) with sons, Trajan and Vincent, and daughters, Kiara and Amaya ... Attended Nacogdoches High (Texas) ... Resides in Atlanta, Ga. ... Enjoys collecting figurines including The Transformers ... Born in Nacogdoches, Texas and grew up working on a chicken farm that his father, Errol, owned and ran for the Pilgrim's Pride chain ... Would like to become strength coach when playing days are complete ... Regularly volunteers time to youth football camps and clinics ... Cousin, Larry Allen, was 11-time Pro Bowl guard with Dallas Cowboys and San Francisco 49ers ... Owns a Smoothie King franchise outside of Atlanta ... Full name: Kynan Forney.


36**COURTNEY GREENE****SAFETY****HEIGHT: 6-0****WEIGHT: 212****COLLEGE: RUTGERS****BIRTHDATE: NOVEMBER 23, 1986****BIRTHPLACE: NEW ROCHELLE, NEW YORK****ACQ. FREE AGENT 2009****EXP.: ROOKIE**

PRO: Originally selected by Seattle in the seventh round of the 2009 NFL Draft, the 247th pick overall ... Waived on 9/5/09 ... Signed by Jacksonville as a free agent on 9/22/09.

COLLEGE: Four-year letterman at Rutgers, starting 51 straight games ... Played both free and strong safety spots ... First-team All-Big East selection as a senior after recording 87 tackles, one for a loss and two interceptions ... Posted over 100 tackles as a junior for the second straight season and earned second-team All-Big East honors ... Led team with four INTs as a sophomore along with 92 tackles ... Earned second-team All-Big East honors ... Started all 12 games as a freshman and totaled 116 tackles ... Named to Freshman All-America team.

HIGH SCHOOL: Spent the 2004 season at Bridgton Academy in Maine and led the team in tackles ... Attended New Rochelle High School ... Rushed for 1,114 yards and 19 TDs as a senior in 2003 ... Led team to Class AA state championship and earned MVP honors in the title game ... Represented New York in the 2004 NY/NJ Governor's Bowl ... Earned first-team All-America honors in track and field (long jump) in the spring of 2004 ... Was high school teammate of Baltimore Ravens running back Ray Rice.

PERSONAL: Single ... Resides in New Rochelle, New York ... Full name: Courtney Greene.

55**CHRIS HARRINGTON****DEFENSIVE END****HEIGHT: 6-5****WEIGHT: 260****COLLEGE: TEXAS A&M****BIRTHDATE: JANUARY 19, 1985****BIRTHPLACE: HOUSTON, TEXAS****ARIZONA CARDINALS PRACTICE SQUAD****EXP.: 1ST YEAR**

GAMES PLAYED/STARTED: 2008 (3/0), 2009 (0/0)

NFL TOTALS: 3 games, 0 starts

POSTSEASON TOTALS: 0 games, 0 starts


TRANSACTIONS: Originally drafted by Arizona in the sixth round (185th overall) of the 2008 draft ... Waived on 8/30/08 ... Signed by Arizona to practice squad on 9/24/08 ... Signed by Cincinnati to active roster on 12/10/08 ... Waived on 9/6/09 ... Signed by Arizona to practice squad on 9/8/09 ... Signed by Jacksonville to active roster on 12/11/09.

PRO: First-year defensive end was signed by the Jaguars off Arizona's practice squad ... Also spent time with Cincinnati ... Was originally selected by the Cardinals in the sixth round of the 2008 draft and spent time on the club's practice squad ... Was signed to the active roster by the Bengals and played in three games ... Four-year letterman at Texas A&M.

2008: Was a sixth-round pick of Arizona and spent preseason with the club before being waived on final cuts ... Spent time on the Cardinals practice squad before being signed by Cincinnati to the active roster ... Played in three games for the Bengals, mainly on special teams ... Made NFL debut on **12/14 vs. WAS.**

COLLEGE: Four-year letterman at Texas A&M ... Started 36 of 49 games and finished with 156 tackles, 15 sacks and 25 tackles for loss ... Two-time All-Big 12 selection including first-team honors as a junior ... Played in 13 games as a senior, recording 58 tackles, two sacks, two forced fumbles, two fumble recoveries and one blocked kick ... Earned second-team All-Big 12 ... Led team as a junior with seven sacks and 10 tackles for loss ... Added two forced fumbles and one fumble recovery ... Started first four games at LDE as a sophomore before switching to RDE for the remainder of the season ... Totaled 25 tackles, four sacks and seven tackles for loss ... Appeared in 12 games as a freshman and posted 14 tackles, two sacks and five tackles for loss ... Majored in industrial distribution.

PERSONAL: Single ... Resides in Houston, Texas ... Attended St. Pius X High School ... Three-time all-state selection and part of 1999 state championship team ... Finished with 50 tackles and seven tackles as a senior ... Member of the of the high school honor roll for four years ... Uncle, Dave Elmendorf, was a three-way All-America at Texas A&M, earning honors in football, baseball and academics. He also played in the NFL with the Los Angeles Rams ... Full name: Christopher Edward Harrington.

12

LUKE McCOWN

QUARTERBACK

HEIGHT: 6-3**WEIGHT: 217****COLLEGE: LOUISIANA TECH****BIRTHDATE: JULY 12, 1981****BIRTHPLACE: JACKSONVILLE, TEXAS****ACQ. TRADE (TAMPA BAY) 2009****EXP.: 6TH YEAR****GAMES PLAYED/STARTED:** 2004 (5/4), 2005 (0/0, 0/0), 2006 (0/0), 2007 (5/3), 2008 (2/0)**NFL TOTALS:** 12 games, 7 starts**POSTSEASON TOTALS:** 0 games, 0 starts**TRANSACTIONS:** Originally selected by Cleveland in the fourth round (106th overall) of the 2004 draft ... Acquired by Tampa Bay via trade with Cleveland on 4/24/05 ... Acquired by Jacksonville via trade with Tampa Bay on 9/6/09.**PRO:** Sixth-year quarterback has played in 12 career games with seven starts ... Was a fourth-round pick by Cleveland in 2004 ... Spent the past four seasons with Tampa Bay after trade from Browns ... Career totals include 142 of 238 passing for 1,617 yards with 9 TDs/10 INTs for 75.2 rating ... Started a career-high four games as a rookie with the Browns ... Posted a 91.7 passer rating in five games with Tampa Bay in 2007, completing 94 of 139 passes for 1,009 yards with five TDs and three INTs ... Threw for 12,994 yards and 88 TDs at Louisiana Tech.**2009:** Played in three preseason games with Tampa Bay ... Completed 15 of 28 passes for 108 yards with two TDs for 86.6 rating ... Was six of nine passing for 51 yards and two TDs on **8/22 at JAX** ...**2008:** Played in two games for the Buccaneers ... Appeared briefly on **10/12 vs. CAR** ... Saw action as a reserve on **12/21 vs. SD** and had two carries for 16 yards and one incomplete pass ...**2007:** Appeared in five games with three starts ... Was 94 of 139 passing for 1,009 yards with five TDs and three INTs for 91.7 rating ... Saw limited action as a reserve on **9/9 at SEA** and was one of four passing for nine yards ... Made first start of the season on **12/2 at NO** and completed career-high 29 of 37 passes for 313 yards with two TDs for 108.7 rating. Tied QB Steve DeBerg for the second-most consecutive completions in a game in team history with 15 straight completions. Led team to a season-high 466 yards of total offense ... Started the following week on **12/9 at HOU** and was 25 of 38 passing for 266 yards ... Saw action as a reserve on **12/23 at SF** and totaled 18 of 32 passing for 185 yards with one TD and one INT ... Started season finale on **12/30 vs. CAR** and was 21 of 28 passing for 236 yards with two TDs and one INT ...**2006:** Injured during the preseason and spent the first seven weeks on PUP list ... Inactive but dressed as third QB for remainder of the season after being elevated to active roster on Nov. 3 ...**2005:** Inactive but dressed as third QB for first 10 games ... Spent the last six games and one postseason game as the backup QB ...**2004:** Played in five games with four starts as a rookie ... Was 48 of 98 passing for 608 yards with four TDs and seven INTs for 52.6 rating ... Threw for 277 yards on 20 of 34 passing with two TDs and two INTs on **12/5 vs. NE** ... Finished eight of 20 for 62 yards with one TD and two INTs on **12/12 at BUF** ... Completed 11 of 27 passes for 108 yards with one INT on **12/19 vs. SD** ... Was nine of 16 for 161 yards on **12/26 at MIA**.**COLLEGE:** Played in 44 games with 43 starts at Louisiana Tech ... Set school records for career completions (1,088), attempts (1,827) and passing yards (12,994) ... Tossed 88 TD passes, eighth-most in NCAA Division I-A history ... Added 11 rushing TDs ... Completed 246 of 432 passes for 3,246 yards with 19 TDs as a senior ... Threw for 3,539 yards and 19 TDs as a junior, completing 296 of 505 passes ... Was 302 of 521 for 3,655 yards with 29 TDs as a sophomore ... Finished freshman season completing 244 of 369 passes for 2,544 yards with 21 TDs.**PERSONAL:** Married (Katy) with three sons, Jonah Thomas, Elijah Luke and Micah Sean ... Attended Jacksonville (Texas) High School ... Brothers Randy and Josh have both played QB. Randy was starting quarterback at Texas A&M (1997-99) and Josh currently plays for the Carolina Panthers ... Hosted the McCown Passing Camp (McCownPassingCamp.com) for young athletes in Jacksonville, Texas every summer since 2003 with his brothers. Past guest coaches have included Larry Fitzgerald, Kellen Winslow and Michael Clayton ... Helped prepare and serve food in 2007 for 40 firefighters and staff officers from Tampa Fire Rescue as part of the team's September 11 efforts ... Spoke to students at Morgan Fitzgerald Middle School in Largo in May 2007 about the importance of physical activity and sound nutrition during a Buccaneers and American Heart Association "What Moves U" fitness rally ... Escorted pediatric cancer patients/survivors to raise funds and awareness for Pediatric Cancer Foundation as part of the Fashion Funds for the Cure fashion show in March 2007 and 2009 ... Full name: Luke McCown.


LUKE McCOWN'S REGULAR SEASON STATISTICS

PASSING	GP/GS	ATT	CMP	PCT	YDS	TD	INT	LG	RTG
2004 Cleveland	5/4	98	48	49.0	608	4	7	58T	52.6
2005 Tampa Bay	0/0	--	--	--	--	--	--	--	0.0
2006 Tampa Bay	0/0	--	--	--	--	--	--	--	0.0
2007 Tampa Bay	5/3	139	94	67.6	1,009	5	3	60	91.7
2008 Tampa Bay	2/0	1	0	0.0	0	0	0	--	39.6
NFL totals: 5 years	12/7	238	142	59.7	1,617	9	10	60	75.2

RUSHING	GP/GS	NO	YDS	AVG	LG	TD	RECORD
							AS STARTER
2004 Cleveland	5/4	6	25	4.2	11	0	0-4
2005 Tampa Bay	0/0	--	--	--	--	--	--
2006 Tampa Bay	0	--	--	--	--	--	--
2007 Tampa Bay	5/3	12	117	9.8	31	0	1-2
2008 Tampa Bay	2/0	3	15	5.0	12	0	--
NFL totals: 7 years	12/7	21	151	7.5	31	0	1-6

SACKED-YARDS: 2004: 12-122; 2007: 15-104 (Totals 27-226)

79



**PAUL McQUISTAN
OFFENSIVE LINEMAN**

HEIGHT: 6-6

WEIGHT: 315

COLLEGE: WEBER STATE

BIRTHDATE: APRIL 30, 1983

HOMETOWN: SAN DIEGO, CALIFORNIA

ACQ.: FREE AGENT 2009

EXP.: 3RD YEAR

GAMES PLAYED/STARTED: 2006 (15/6), 2007 (16/6), 2008 (1/0), 2009 (3/0)

NFL TOTALS: 35 games, 12 starts

POSTSEASON TOTALS: 0 games, 0 starts

TRANSACTIONS: Originally drafted by Oakland in the third round (69th overall) of the 2006 draft ... Waived on 11/9/09 ... Signed by Jacksonville as a free agent on 11/21/09.

PRO: Third-year OL has ability to play guard and tackle ... Has played in 35 games with 12 starts since being selected in the third round of the 2006 draft by Oakland ... Started six games in each of his first two seasons ... Played in one game in 2008 before he was placed on injured reserve ... Four-year starter at LT at Weber State.

2009: Played in three games mainly on special teams.


2008: Played in season-opener before being placed on injured reserve.

2007: Played in all 16 games for the first time in his career and started final six games of the season at RT ... Club had a 100-yard rusher in four of his six starts ... Part of an OL that did not allow a sack in three consecutive games on **12/2 vs. DEN, 12/9 at GB** and **12/16 vs. IND** ... Helped lead way for 115 rushing yards by Dominic Rhodes on **12/23 at JAX** ...

2006: Started six games as a rookie, two at RG and four at LG ... Also saw action on special teams ... Made first career start in season-opener on **9/11 at SD**.

COLLEGE: Started final 42 games at LT ... Was Sports Network and The NFL Draft Report All-American first-team selection as a senior ... Helped offense average 372.8 yards per game ... Credited with 60 knockdowns and eight TD-resulting blocks ... All-Big Sky honorable-mention selection as a junior LT ... Made 44 knockdowns with five TD-resulting blocks ... Started every game at LT as a sophomore ... Part of an offense that led conference in rushing yards per game (203.2) and ranked fourth in total offense (372.9) ... Took over LT duties in the third game of his freshman season ... Majored in geography.

PERSONAL: Single ... Resides in Lebanon, Oregon ... Attended Lebanon High School ... Twin brother, Pat, was a teammate at Weber State (2001-05), and was selected by Dallas in the seventh round of the 2006 NFL Draft where he has played the last four seasons ... Full name: Paul McQuistan.


35**WILLIAM MIDDLETON****CORNERBACK****HEIGHT: 5-11****WEIGHT: 194****COLLEGE: FURMAN****BIRTHDATE: JULY 28, 1986****BIRTHPLACE: MARIST, GEORGIA****ACQ. ATLANTA PRACTICE SQUAD 2009**

PRO: Originally selected by Atlanta in the fifth round of the 2009 NFL Draft, the 138th pick overall ... Waived on 9/5/09 ... Claimed off waivers by Tampa Bay on 9/6/09 ... Waived on 9/10/09 ... Signed by Atlanta to practice squad on 9/16/09 ... Signed by Jacksonville on 9/21/09.

COLLEGE: Three-year starter and four-year letterman at Furman as a CB and return specialist ... Compiled 194 tackles, 16.5 tackles for loss, seven INTs and 15 passes defended in 49 career games ... Started all 12 games as a senior and totaled 95 tackles, 8.5 tackles for loss, 13 passes defended, five sack and four INTs ... Served as team captain ... First-team selection on two playoff-division All-America squads ... Started all 11 games as a junior at RCB and finished with 53 tackles, three INTs and nine passes defended ... Took over the starting job at CB as a sophomore and helped team to third straight playoff appearance ... Tallied 38 tackles, four tackles for loss, four passes defended and two fumble recoveries ... Served as primary kickoff return specialist, averaging 23.1 yards on 25 returns ... Tied a school-record with a 100-yard return against Wofford ... Saw action as a redshirt freshman in 2005 as a reserve CB and kickoff return specialist ... Majored in biology.

HIGH SCHOOL: Attended Marist High School (Georgia) ... Totaled 148 career tackles, 10 INTs, six passes defended, two kickoff returns for TDs and two blocked punts ... Recorded a school-record 103-yard INT return and averaged 27.0 yards on 21 kickoff returns ... Led team to a 14-1 record and state championship as a senior ... Two-time Marist Defensive Player of the Year selection.

PERSONAL: Single ... Resides in Atlanta, Ga. ... Full name: William Middleton.

93**GREG PETERSON****DEFENSIVE TACKLE****HEIGHT: 6-5****WEIGHT: 315****COLLEGE: NORTH CAROLINA CENTRAL****BIRTHDATE: JANUARY 21, 1984****HOMETOWN: KENANSVILLE, NORTH CAROLINA****ACQ.: FREE AGENT 2009****EXP.: 3RD YEAR**

GAMES PLAYED/STARTED: 2007 (10/0), 2008 (2/0)

NFL TOTALS: 12 games, 0 starts

POSTSEASON TOTALS: 0 games, 0 starts

TRANSACTIONS: Originally drafted by Tampa Bay in the fifth round (141st overall) of the 2007 draft ... Was waived/injured on 8/13/09 ... Signed by Jacksonville as a veteran free agent on 9/29/09.


PRO: Third-year defensive tackle has played in 12 games for Tampa Bay the last two seasons ... Was waived/injured by the Buccaneers on August 13 ... Career totals include 19 tackles and 1.5 sack.

2008: Played in two games, 12/8 at CAR and 12/14 at ATL ... Was inactive for 11 games and dressed but did not play in two games.

2007: Appeared in 10 games as a rookie ... Finished with 19 tackles (17 solo), 1.5 sacks, one pass defended and one fumble recovery ... Added three special teams tackles ... Made NFL debut on 9/9/07 at SEA ... Posted career-high six tackles and a half a sack on 9/23 vs. STL.

COLLEGE: Started 24 games in two seasons at North Carolina Central ... Registered 104 tackles, 10.5 sacks, 25.5 tackles for loss, three forced fumbles, two fumble recoveries, two passes defended and one INT ... Earned Black College All-American honors and was first-team All-Central Intercollegiate Athletics Association honoree ... Spent two seasons (2003-04) at Hinds Community College, totaling 92 tackles and 11 sacks ... Majored in criminal justice.


PERSONAL: Single ... Resides in Kenansville, North Carolina ... Attended East Duplin High School (North Carolina) ... Named East Duplin's Male Athlete of the Year and voted team's most valuable player as a senior ... Full name: Greg Peterson.

88**ZACH POTTER****TIGHT END****HEIGHT: 6-7****WEIGHT: 280****COLLEGE: NEBRASKA****BIRTHDATE: MAY 4, 1986****HOMETOWN: OMAHA, NEBRASKA****ACQ.: FREE AGENT 2009****EXP.: ROOKIE**

TRANSACTIONS: Originally signed by New York Jets as an undrafted rookie on 5/1/09 ... Waived on 9/5/09 ... Signed by Jacksonville to practice squad on 9/17/09 ... Signed to active roster on 12/21/09.

COLLEGE: Played in 50 games with 24 starts as DE and was two-time honorable mention All-Big 12 selection ... Five-time Big 12 Commissioner's Academic Honor Roll selection ... Career totals included 96 tackles, 28 tackles for loss and eight sacks ... Added five blocked kicks, three in 2008, both school records ... As a senior, ranked second on the team with 16 tackles for loss and 5.5 sacks and added two INTs ... Served as team captain ... Played in all 12 games with 11 starts as a junior, finishing with 45 tackles, 11 tackles for loss and 2.5 sacks ... Appeared in 13 games as a sophomore and posted three tackles ... Played in all 12 games as a true freshman ... Graduated in May 2009 with a degree in communications.

PERSONAL: Single ... Resides in Omaha, Neb. ... Attended Creighton Prep where he played TE and DE ... Had 16 sacks and 109 tackles in his final two seasons ... Was first-team all-state selection in basketball as a senior ... Won the Bert Renzer Award as the state's top male athlete from the B'Nai B'rith organization ... Full name: Zach Potter.

20**ANTHONY SMITH****SAFETY****HEIGHT: 6-0****WEIGHT: 200****COLLEGE: SYRACUSE****BIRTHDATE: SEPTEMBER 20, 1983****BIRTHPLACE: HUBBARD, OHIO****ACQ. WAIVERS (ST. LOUIS) 2009****EXP.: 4TH YEAR**

GAMES PLAYED/STARTED: 2006 (16/4), 2007 (16/10, 1/1), 2008 (14/0), 2009 (2/0)

NFL TOTALS: 48 games, 14 starts

POSTSEASON TOTALS: 1 game, 1 start


TRANSACTIONS: Originally drafted by Pittsburgh in the third round (83rd overall) of the 2006 draft ... Signed as free agent by Green Bay on 3/9/09 ... Waived on 9/5/09 ... Claimed off waivers by St. Louis on 9/7/09 ... Waived on 11/5/09 ... Claimed off waivers by Jacksonville on 11/7/09.

PRO: Hard-hitting, fourth-year safety has played in 48 games with 14 starts in four seasons ... Career totals include 99 tackles, four INTs, one FF and 23 special teams tackles ... Was originally a third-round pick of Pittsburgh in 2006 and recorded four INTs in three seasons with the club ... Played in one postseason game in 2007 ... Joined Green Bay as a free agent in 2009 and was waived during final cuts ... Claimed off waivers by St. Louis and played in two games for the Rams ... Four-year letterman at Syracuse, finishing with 14 INTs and a school-record six blocked kicks.

2009: Claimed off waivers by St. Louis prior to the season-opener after spending the preseason with Green Bay ... Played in two games for the Rams and was inactive for six ... Finished with five tackles on defense and one special teams tackle ...

2008: Appeared in 14 games as a reserve safety and saw significant time on special teams ... Finished with five tackles and four special teams tackles ... Was inactive for two games and all three postseason contests ... Had season-high four tackles on **12/28 vs. CLE** in season-finale ...

2007: Played in all 16 games with a career-high 10 starts ... Part of defense that ranked first in the NFL ... Also started one postseason game ... Ranked sixth on the team with 74 tackles along with two INTs, four passes defended, one FF and one FR ... Added five tackles on special teams ... Recorded six tackles and registered a FF in season-opener on **9/9 at CLE** ... Intercepted a Jay Cutler pass in the end zone on **10/21 at DEN** ...

95

MONTAVIOUS STANLEY

DEFENSIVE TACKLE

HEIGHT: 6-2**WEIGHT: 302****COLLEGE: LOUISVILLE****BIRTHDATE: OCTOBER 10, 1981****BIRTHPLACE: ALBANY, GEORGIA****ACQ. VETERAN FREE AGENT 2009****EXP: 4TH YEAR****GAMES PLAYED/STARTED:** 2006 (3/0), 2007 (14/6), 2008 (1/0)**NFL TOTALS:** 18 games, 6 starts**POSTSEASON TOTALS:** 0 games, 0 starts

TRANSACTIONS: Originally drafted by Dallas in the sixth round (182nd overall) of the 2006 draft ... Waived on 9/2/06 ... Signed by St. Louis to practice squad on 9/3/06 ... Signed as free agent by Jacksonville on 9/12/06 ... Waived on 11/15/06 ... Signed by Dallas to practice squad on 11/16/06 ... Waived on 8/27/07 ... Claimed off waivers by Atlanta on 8/28/07 ... Waived on 8/30/08 ... Signed by New Orleans on 10/8/08 ... Signed by Jacksonville as free agent on 7/23/09.

PRO: Fourth-year defensive tackle has spent time with Dallas, St. Louis, Jacksonville, Atlanta and New Orleans ... Has appeared in 18 games with six starts and compiled 39 tackles (29 solo), a half of a sack, two fumble recoveries and one forced fumble ... Played in three games for Jacksonville in 2006 ... Originally a sixth-round pick of Dallas in the 2006 draft ...

2008: Spent preseason with Atlanta before he was waived on Aug. 30 ... Signed by New Orleans on Oct. 8 and played in one game before suffering a season-ending biceps injury.

2007: Played in 14 games with six starts for Atlanta ... Finished with career-high 35 tackles (25 solo) and two fumble recoveries ... Tallied a season-high five tackles on **10/7 at TEN** ... Recorded his first career fumble recovery on **11/4 vs. SF** ... Made first NFL start at NT on **11/22 vs. IND** and collected four tackles ...


2006: Played in three games as a rookie for Jacksonville ... Was signed as a free agent by the Jaguars on Sept. 12 and finished with four tackles, half a sack and a forced fumble ... Was released on 11/15 ... Made NFL debut on **10/8 vs. NYJ** and forced a fumble ... Also saw action on **10/22 vs. HOU** and **11/5 vs. TEN**.

COLLEGE: Four-year letterman, playing in 36 games with 13 starts ... Finished his career 12th in school history with 12.5 sacks and tied for ninth with 30 tackles for loss ... Had 48 tackles and career-high 5.5 sacks and 10 tackles for loss as a senior ... Was first-team All-Big East Conference choice by the NFL Draft Report ... Started 10 games as a junior and made 30 tackles, four sacks and 4.5 tackles for loss ... Started 12 games as a sophomore, recording 37 tackles, three sacks, 13 tackles for loss and two passes defended ... Played in 10 games as a freshman and tallied 16 tackles, 2.5 tackles for loss and one fumble recovery.

PERSONAL: Single ... Attended Westover High in Albany, Ga. ... Four-year letterman in football and led team to 11-2 mark and state semifinal appearance as a senior ... Helped school to state title as a junior with 13-2 record ... Selected to play in Georgia-Florida All-Star game ... Also lettered three times in basketball ... Competed for two seasons on the track team in shot put and discus ... Full name: Montavious Stanley.

MONTAVIOUS STANLEY'S REGULAR SEASON STATISTICS

YEAR	TEAM	GP/GS	TKL	SOLO	ASST	SACKS	FF	FR	INT	PD
2006	Atlanta	3/ 0	4	4	0	0.5	1	0	0	0
2007	Atlanta	14/ 6	35	25	10	0.0	0	2	0	0
2008	New Orleans	1/ 0	0	0	0	0.0	0	0	0	0
NFL TOTALS		18/ 6	39	29	10	0.5	1	2	0	0

85**ERNEST WILFORD****TIGHT END****HEIGHT: 6-4****WEIGHT: 235****COLLEGE: VIRGINIA TECH****BIRTHDATE: JANUARY 14, 1979****BIRTHPLACE: RICHMOND, VIRGINIA****ACQ. FREE AGENT 2009****EXP.: 6TH YEAR****GAMES PLAYED/STARTED:** 2004 (15/3), 2005 (16/8, 1/1), 2006 (16/12), 2007 (16/14, 2/1), 2008 (7/0)**NFL TOTALS:** 70 games, 37 starts**POSTSEASON TOTALS:** 3 games, 2 starts**TRANSACTIONS:** Originally drafted by Jacksonville in the fourth round (120th overall) of the 2004 draft ... Signed as unrestricted free agent by Miami on 2/29/08 ... Waived on 2/24/09 ... Signed as free agent by Jacksonville on 8/25/09.

PRO: Sixth-year veteran was originally a fourth-round pick of the Jaguars in 2004 ... Spent 2008 season and 2009 preseason with Miami before re-signing with the Jaguars ... Started his career at WR before making switch to TE in 2009 ... Has played in 70 career games with 37 starts with 144 receptions for 2,019 yards and 14 TDs ... All 37 career starts were made with Jaguars ... Has two career 100-yard receiving games ... Ranks second in Jaguars history with 14.1 average per reception, fifth with 14 receiving TDs and seventh with 1,994 receiving yards ... Third-fastest Jaguar to surpass 1,000 receiving yards to start his career when he did so in his 32nd game ... Third of four Jaguars receivers to have six-plus touchdowns in a season, joining Jimmy Smith, Keenan McCardell and Reggie Williams ... Combined for 234 receiving yards in two consecutive games in 2005 (Oct. 30 at St. Louis; Nov. 6 vs. Houston), the highest two-game receiving total since 2001 (Jimmy Smith, 235 yards) ... Recorded two game-winning receptions as a rookie ... Was selected in the fourth round of the 2004 draft with pick obtained in a trade with Baltimore for wide receiver Kevin Johnson.

2008: Played in seven games and was inactive for nine games in his first season with Miami ... Finished with three receptions for 25 yards ... Had one catch for 15 yards on **9/28 at NE**, his first reception with Miami ... Recorded two receptions for 10 yards on **12/7 at BUF** ... Was inactive for AFC Wild Card Playoff game on **1/4 vs. BAL** ...

2007: Played in 16 games with a career-high 14 starts for the Jaguars ... Played in both postseason games ... Finished with career-high and team-best 45 receptions for 518 yards with three TDs ... Tied career-high with six receptions for 53 yards on **10/22 vs. IND** ... Recorded season-high 72 receiving yards on five catches on **12/2 at IND** ... Scored first TD of the season on **12/16 at PIT**, a 12-yard reception from David Garrard ... Matched career-highs for receptions (6) and TDs (2) on **12/30 at HOU** ... Posted four receptions for 60 yards and one TD in two postseason games ... Had six-yard TD reception in AFC Divisional Playoff game on **1/12 at NE** ...

2006: Played in all 16 games with a career-high 12 starts ... Finished with 36 receptions for 524 yards (14.6 avg.) and two TDs with a long of 41 yards ... Had three receptions for 58 yards on **9/10 vs. DAL** ... Started first game of the season on **9/24 at IND** and recorded three receptions for 32 yards ... Caught 40-yard reception on **10/8 vs. NYJ** ... On **11/5 vs. TEN**, finished with career-high two TDs on three receptions, scoring on 11 and 22 yard passes from David Garrard ... Had two receptions for 25 yards on **11/12 vs. HOU** ... Led team with five receptions for 72 yards on **11/20 vs. NYG** ... Finished with two receptions for 44 yards with a long of 41 on **12/24 vs. NE** ...

2005: Played in all 16 games with eight starts ... Had 41 receptions for career-high 681 yards and seven TDs ... Ranked second on the club in receptions and led team in TDs ... Had 10 receptions of 25-plus yards ... Had two receptions for 35 yards including a 21-yard TD catch on **9/25 at NYJ** ... Recorded 11-yard TD reception on **10/9 vs. CIN** ... Registered first 100-yard receiving game of his career on **10/30 at STL**, finishing with 145 yards on six receptions with one TD ... Tallied four receptions for 89 yards with a 12-yard TD grab on **11/6 vs. HOU** ... Finished with five receptions for 47 yards on **11/20 at TEN** with an 18-yard TD ... Recorded second 100-yard game of the season on **12/24 at HOU** with 118 yards on four receptions including a 36-yard TD catch from David Garrard ... Registered 14-yard TD reception in regular season finale on **1/1 vs. TEN** ... Started AFC Wild Card game on **1/7 at NE** and finished with four receptions for 53 yards ...

2004: Appeared in 15 games as a rookie with three starts ... Was inactive for on **11/21 vs. TEN** ... Made 19 receptions for 271 yards and two TDs ... Made NFL debut on **9/12 at BUF** and had game-winning score on the final play with a seven-yard TD reception from Byron Leftwich ... Scored on 12-yard reception on **9/19 vs. DEN** ... Established career-highs with six receptions for 56 yards on **10/3 vs. IND** ... Recorded career-long 46-yard reception on **1/2 at OAK**.

COLLEGE: Played in 49 games with 27 starts for Virginia Tech ... Finished with 126 receptions for 2,052 yards and 11 TDs, topping the school record of 121 catches by Antonio Freeman (1991-94) ... All-Big East first-team choice as a senior ... Had 55 receptions for 886 yards and three touchdowns as a senior ... Earned second-team All-Conference as a junior ... Tallied 51 receptions for 925 yards and seven TDs ...

Established school single-game receiving record with 279 yards and four TDs against Syracuse as a junior ... Graduated with a degree in sociology.

PERSONAL: Married (Robyn Denise) ... Resides in Jacksonville, Fla. ... Had 15 receptions for 247 yards and three TDs as a senior and had four sacks at Franklin/Armstrong Military High in Richmond, Va. ... Did not play football until his senior year of high school ... Earned All-State honors in track and was named to the All-National team ... At Fork Union Military Academy in 1998 caught 25 passes for 297 yards and seven TDs ... Father, Ernest, Sr. is a pastor at an Apostolic Church in Richmond, Va. ... Hosted the Jaguars Foundation's Straight Talk program in 2006, which seeks to reduce teen pregnancy and HIV/AIDS in collaboration with local TV affiliates ... Hosted Ernest Wilford Golf Classic in Jacksonville to benefit the First Tee of St. John's County, a non-profit organization whose mission is to provide an affordable and accessible youth-centered golf facility where the youth in the local community can learn the game of golf and the values it teaches in a structured and supportive environment ... Joined his wife as host of the Great Easter Egg Event at the Johnson Family YMCA for youth ... Served as celebrity dance competitor in the Swinging with the Stars 2 - fundraiser for FCCJ Dance Department ... Avid golfer ... Participates in charity golf tournaments ... Participated in the second annual Shop with the Cops sponsored by the Nassau County Police Department ... Supports local military ... Wilford and his wife served as mentors through Big Brothers Big Sisters ... Supported and attended team sponsored events including Jaguars Taste of the NFL dinner and the Jacksonville Jaguars Foundation programs including Straight Talk and Playbooks ... Recipient of 2004 Jaguars/Morgan Stanley Community Leader of the Year Award ... Participated in the Miami Dolphins Foundation's fishing and golf tournaments ... Took part in visits to Sunland Park and Tropical Elementary ... Full name: Ernest Lee Wilford, Jr.

ERNEST WILFORD'S REGULAR SEASON STATISTICS

YEAR	TEAM	GP/GS	NO	YDS	AVG	LG	TD
2004	Jacksonville	15/3	19	271	14.3	46	2
2005	Jacksonville	16/8	41	681	16.6	39	7
2006	Jacksonville	16/12	36	524	14.6	41	2
2007	Jacksonville	16/14	45	518	11.5	35	3
2008	Miami	7/0	3	25	8.3	15	0
NFL totals: 5 years		70/37	144	2,019	14.0	46	14

NOTE: 2 career 100-yard receiving games

ERNEST WILFORD'S POSTSEASON STATISTICS

YEAR	TEAM	GP/GS	NO	YDS	AVG	LG	TD
2005	Jacksonville	1/1	4	53	13.3	17	0
2007	Jacksonville	2/1	4	60	15.0	20	1
2008	Miami	0/0	0	0	0.0	0	0
NFL totals: 3 years		3/2	8	113	14.1	20	1

ERNEST WILFORD'S REGULAR SEASON SINGLE-GAME HIGHS

RECEPTIONS: 6 vs. Indianapolis 10/3/04 (56 yards)
 6 at St. Louis 10/30/05 (145 yards)
 6 vs. Indianapolis 10/22/07 (53 yards)
 6 at Houston 12/30/07 (58 yards)

RECEIVING YARDS: 145 at St. Louis 10/30/05 (6 receptions)

RECEIVING TD's: 2 vs. Tennessee 11/5/06
 2 at Houston 12/30/07

LONG RECEPTION: 46 at Oakland 1/2/05

2009 JAGUARS UPDATED PLAYER BIOGRAPHIES

42

GERALD ALEXANDER SAFETY

6-2, 204 LBS.
BOISE STATE
EXP: 3RD YEAR

Third-year safety that was a former second round pick of Detroit in 2007, the 61st pick overall ... Was acquired via trade on June 29, 2009 in exchange for WR Dennis Northcutt ... Finished with career-high three forced fumbles.

2009

9/13 AT IND: Saw action on special teams and finished with two tackles. Played 10 snaps on defense. **9/20 vs. ARI:** Saw action on special teams and eight plays on defense. **9/27 AT HOU:** Stepped in for injured Sean Considine at SS and finished with five tackles (four solo). Finished with two special teams tackles. Recorded 100th career tackle. **10/4 vs. TEN:** Made first start as a Jaguar for injured Sean Considine at SS and finished with five tackles (four solo), one forced fumble of Chris Johnson and had an interception of Kerry Collins on back-to-back possessions. Played in 25th career game. **10/11 AT SEA:** Started at SS and played in 75 snaps. Finished with three tackles (two solo). **10/18 vs.**

50

RUSSELL ALLEN LINEBACKER

6-3, 234 LBS.
SAN DIEGO STATE
ROOKIE

One of two undrafted rookies on 2009 roster (DE Julius Williams) to make opening day roster ... Played under assistant defensive backs coach Thom Kaumeyer at San Diego State from 2005-06.

2009

9/13 AT IND: Saw action on special teams. **9/20 vs. ARI:** Finished with one special teams tackle. **9/27 AT HOU:** Saw action on special teams. **10/4 vs. TEN:** Played one snap at LB. Tallied team-high three special teams tackles. **10/11 AT SEA:** Made first career start at LB and played 53 snaps. Finished with career and game-high (along with Brian Iwuh) 12 tackles (nine solo). **10/18 vs. STL:** Played 11 snaps at LB and finished with three tackles (one solo). Also saw action on special teams. **11/1 AT TEN:** Saw action on three snaps at LB. Finished with one special teams tackle. **11/8 vs. KC:** Saw action on special

78

JORDAN BLACK OFFENSIVE TACKLE

6-5, 305 LBS.
NOTRE DAME
EXP: 6TH YEAR

Physical lineman who adds depth at tackle ... Has the ability to play both G and T ... Signed by the Jaguars on Dec. 22, 2008 ... Started a career-high 15 games in 2006 with Kansas City.

2009

9/13 AT IND: Inactive. **9/20 AT ARI:** Inactive. **9/27 AT HOU:** Inactive. **10/4 vs. TEN:** Saw action at LT. Played in first game as a Jaguar. **10/11 AT SEA:** Inactive. **10/18 vs. STL:** Inactive. **11/1 AT TEN:** Inactive. **11/8 vs. KC:** Inactive. **11/15 AT NYJ:** Saw action in short-yardage situations. **11/22 vs. BUF:** Made first career start at a tackle-eligible position and saw action in short-yard-

41

TYRON BRACKENRIDGE CORNERBACK

5-11, 189 LBS.
WASHINGTON STATE
EXP: 2ND YEAR

Played in a career-high 16 games including five starts ... Second-year cornerback has spent time with Kansas City and the New York Jets ... Originally signed as an undrafted 2007 rookie by the Chiefs.

2009

9/13 AT IND: Finished with four tackles in nickel package. Also played on special teams. **9/20 vs. ARI:** Saw action for 12 plays at CB and had one QB hit. **9/27 AT HOU:** Finished with two special teams tackles and played one snap at CB. **10/4 vs. TEN:** Played in 22 snaps at CB and finished with one solo tackle. Recorded 25th career tackle. **10/11 AT SEA:** Saw action in 16 plays at CB and finished with one tackle. Recorded two special teams tackles. **10/18 vs. STL:** Saw action for three plays at CB. **11/1 AT TEN:** Saw action at CB on six snaps. Finished with three special teams tackles. **11/8 vs. KC:** Saw action at CB on two

GERALD ALEXANDER'S CAREER STATISTICS

YEAR	TEAM	GP/GS	TKL	SOLO	ASST	SACKS	ST	FF	FR	INT	PD
2007	Detroit	16/16	82	58	24	2.0	6	2	0	2	7
2008	Detroit	5/1	13	7	6	0.0	0	0	0	0	0
2009	Jacksonville	15/10	58	39	19	0.0	5	3	1	2	3
NFL totals: 3 years		36/27	153	104	49	2.0	11	5	1	4	10

STL: Started at SS and finished with five tackles (four solo) on 38 snaps. Recorded two special teams tackles. **11/1 AT TEN:** Started at SS and finished with three tackles (two solo). Played on all 67 snaps. **11/8 vs. KC:** Started at SS and finished with seven tackles (five solo). **11/15 AT NYJ:** Inactive (shoulder). **11/22 vs. BUF:** Saw action on special teams. **11/29 AT SF:** Saw action at SS on 11 snaps and finished with one tackle. Also saw action on special teams. **12/6 vs. HOU:** Started at SS for injured Sean Considine and finished with six tackles (five solo) and one pass defended on 62 snaps. Intercepted Chris Brown in end zone on HB pass in fourth quarter. **12/13 vs. MIA:** Started at SS and finished with seven tackles (two solo), two forced fumbles, one fumble recovery and one pass defended on 62 snaps. **12/17 vs. IND:** Started at SS and finished with four tackles (two solo) and one pass defended on 40 snaps. **12/27 AT NE:** Started at SS and finished with five solo tackles on 57 snaps. **1/3 AT CLE:** Started at SS and finished with five tackles (three solo) on 61 snaps.

RUSSELL ALLEN'S CAREER STATISTICS

YEAR	TEAM	GP/GS	TKL	SOLO	ASST	ST	SACKS	FF	FR	INT	PD	TFL
2009	Jacksonville	16/5	58	35	23	14	0.0	0	0	0	0	3

teams and finished with one special teams tackle. **11/15 AT NYJ:** Saw action at LB on 12 snaps. Finished with one special teams tackle. **11/22 vs. BUF:** Started at LB in place of injured Justin Durant and finished with seven tackles (four solo) and one QB pressure on 27 snaps. **11/29 AT SF:** Saw action at LB on 10 snaps and finished with two solo tackles including one for loss. Also saw action on special teams. **12/6 vs. HOU:** Saw action at LB on 20 snaps and finished with two tackles. Also saw action on special teams. **12/13 vs. MIA:** Saw action at LB on 38 snaps and on special teams. Recorded eight tackles (five solo) including one for loss and one special teams tackle. **12/17 vs. IND:** Started at LB for injured Clint Ingram and tied his career-high with 12 tackles (eight solo) including one for loss. **12/27 AT NE:** Started at LB and finished with two tackles (one solo) on 34 snaps. **1/3 AT CLE:** Started at LB and finished with 10 tackles (five solo) on 53 snaps.

CAREER SERVICE

YEAR	TEAM	GP/GS	PLAYOFFS
2003	Kansas City	0/0	
2004	Kansas City	16/4	2006 Kansas City 1/1
2005	Kansas City	16/10	
2006	Kansas City	16/15	
2007	Houston	8/0	
2008	Jacksonville	0/0	
2009	Jacksonville	9/2	
NFL totals: 7 years		65/31	

age situations. **11/29 AT SF:** Saw action on special teams. **12/6 vs. HOU:** Saw action in short-yardage situations. **12/13 vs. MIA:** Saw action in short-yardage situations. **12/17 vs. IND:** Started as a tackle-eligible and saw action in short-yardage situations. **12/27 AT NE:** Saw action in short-yardage situations. **1/3 AT CLE:** Saw action in short-yardage situations.

TYRON BRACKENRIDGE'S CAREER STATISTICS

YEAR	TEAM	GP/GS	TKL	SOLO	ASST	ST	SACKS	FF	FR	PD	TFL
2007	Kansas City	13/1	16	13	3	10	0.0	1	1	0	0
2008	Kansas City	1/0	4	4	0	2	0.0	1	0	0	0
2009	Jacksonville	16/5	34	23	11	11	0.0	2	0	6	1
NFL totals: 3 years		30/6	54	40	14	23	0.0	4	1	6	1

snaps. Finished with three special teams tackles for the second consecutive game. **11/15 AT NYJ:** Saw action at CB on three snaps. Finished with one special teams tackle. **11/22 vs. BUF:** Made first start as a Jaguar in place of injured Rashean Mathis. Finished with five tackles (two solo) and one pass defended on 55 snaps. **11/29 AT SF:** Made second consecutive start at CB and finished with three tackles (two solo) including one for loss and two passes defended on 50 snaps. **12/6 vs. HOU:** Made third consecutive start at CB and finished with six tackles (five solo) and team-high three passes defended on 61 snaps. **12/13 vs. MIA:** Made fourth consecutive start at CB and finished with career-high 10 tackles (nine solo) along with one forced fumble. **12/17 vs. IND:** Saw action at CB on 14 snaps and on special teams. Played in career-high 14th game. **12/27 AT NE:** Saw action at CB and on special teams. Finished with two tackles (one

2009 JAGUARS UPDATED PLAYER BIOGRAPHIES

73 EBEN BRITTON
OFFENSIVE TACKLE
 6-6, 310 LBS.
 ARIZONA
 ROOKIE

Seventh offensive lineman taken overall and first of second round ... First player drafted by the Jaguars from Arizona.

2009

9/13 AT IND: Made first career start at RT. Joined Eugene Monroe as the first pair of rookie tackles to start on opening day in the NFL since 1982.
9/20 vs. ARI: Started at RT. Helped QB David Garrard to 282 yards passing.
9/27 AT HOU: Started at RT. Sustained knee injury in second quarter and did not return. **10/4 vs. TEN:** Inactive (knee). **10/11 AT SEA:** Started at RT. **10/18 vs. STL:** Started at RT and helped offense to 492 total yards, fourth-most in team history. **11/1 AT TEN:** Started at RT and helped pave way for a rushing attack that finished with 217 yards on 16 carries (13.6 avg.). **11/8 vs. KC:** Started at RT and helped offense to 426 total yards including 173 rushing yards. **11/15 AT NYJ:**

CAREER SERVICE

YEAR	TEAM	GP/GS
2009	Jacksonville	15/15

Started at RT and helped offense to 347 total yards including 139 rushing yards. **11/22 vs. BUF:** Started at RT and helped offense to 310 total yards. **11/29 AT SF:** Started at RT and helped offense to 357 total yards. **12/6 vs. HOU:** Started at RT. **12/13 vs. MIA:** Started at RT. **12/17 vs. IND:** Started at RT. **12/27 AT NE:** Started at RT. Made 14th start of the season, tied for the most by a rookie offensive lineman (Vince Manuwai, 2003). **1/3 AT CLE:** Started at RT and made 15th start of the season, the fourth-most by a rookie offensive lineman in franchise history.

48 JEREMY CAIN
LONG SNAPPER
 6-1, 245 LBS.
 MASSACHUSETTS
 EXP: 3RD YEAR

Third-year veteran has played in 33 games ... Finished with career-high nine special teams tackles in 2009, the second-most in team history by a long snapper (13, Rich Griffith, 1999) ... Began career as a fullback/long snapper ... Has also spent time at linebacker ... Two-time All-America selection at Massachusetts.

2009

9/13 AT IND: Saw action at LS. **9/20 vs. ARI:** Saw action at LS.
9/27 AT HOU: Saw action at LS. Finished with one special teams tackle. **10/4 vs.**

JEREMY CAIN'S CAREER STATISTICS

YEAR	TEAM	GP/GS	TKL	SOLO	ASST	ST	SACKS	FF	FR	PD	TFL
2004	Chicago	5/0	2	0	2	1	0.0	0	0	0	0
2005	Chicago	3/0	6	4	2	0	0.0	0	0	1	0
2007	Tennessee	9/0	1	1	0	3	0.0	0	0	0	0
2009	Jacksonville	16/0	0	0	0	9	0.0	0	0	0	0
NFL totals: 4 years		33/0	9	5	4	13	0.0	0.0	0	1	0

TEN: Saw action at LS and finished with one special teams tackle.
10/11 AT SEA: Saw action at LS and finished with two special teams tackles.
10/18 vs. STL: Saw action at LS. **11/1 AT TEN:** Saw action at LS. **11/8 vs. KC:** Saw action at LS. **11/15 AT NYJ:** Saw action at LS. **11/22 vs. BUF:** Saw action at LS. **11/29 AT SF:** Saw action at LS and finished with one special teams tackle. **12/6 vs. HOU:** Saw action at LS and finished with one special teams tackle. **12/13 vs. MIA:** Saw action at LS. **12/17 vs. IND:** Saw action at LS and finished with one special teams tackle. **12/27 AT NE:** Saw action at LS. **1/3 AT CLE:** Saw action at LS and finished with one special teams tackle. Played in career-high 16th

26 MICHAEL COE
DEFENSIVE BACK
 6-0, 190 LBS.
 ALABAMA STATE
 EXP: 3RD YEAR

Third-year defensive back spent two seasons with Indianapolis after being selected in the fifth round of the 2007 draft ... Was waived/injured by the Colts in the 2009 preseason and spent first 11 weeks on the Giants practice squad ... Signed by Jacksonville to active roster on 9/25/09.

MICHAEL COE'S CAREER STATISTICS

YEAR	TEAM	GP/GS	TKL	SOLO	ASST	ST	SACKS	FF	FR	INT	PD	TFL
2007	Indianapolis	6/0	7	5	2	5	0.0	0	1	0	1	0
2008	Indianapolis	0/0	0	0	0	0	0.0	0	0	0	0	0
2009	Jacksonville	5/0	0	0	0	3	0.0	0	0	0	0	0
NFL totals: 3 years		11/0	7	5	2	8	0.0	0	1	0	1	0

2009

11/29 AT SF: Inactive. **12/6 vs. HOU:** Saw action on special teams and finished with one tackle. **12/13 vs. MIA:** Saw action on special teams. **12/17 vs. IND:** Saw action on special teams and finished with one tackle. **12/27 AT NE:** Saw action on defense on eight snaps. Saw action on special teams. **1/3 AT CLE:** Saw action on special teams and finished with one tackle.

37 SEAN CONSIDINE
SAFETY
 6-0, 212 LBS.
 IOWA
 EXP: 5TH YEAR

Fifth-year veteran has made 23 career starts at safety and excels on special teams ... Spent four seasons with Philadelphia where he played in 46 games.

2009

9/13 AT IND: Started at SS and finished with three tackles. Also had one special teams tackle. **9/20 vs. ARI:** Started at SS and finished with nine tackles. Recovered a fumble on special teams. **9/27 AT HOU:** Started at SS. Finished with three tackles before sustaining a groin injury. **10/4 vs. TEN:** Inactive (groin). **10/11 AT SEA:** Inactive (groin). **10/18 vs. STL:** Inactive (groin). **11/1 AT TEN:** Inactive (illness). **11/8 vs. KC:** Saw action at SS on 38 snaps. Finished with one special teams tackle. Played in 50th career game. **11/15 AT NYJ:** Started at SS and finished with eight tackles (six solo) including one for loss on 64 snaps.

SEAN CONSIDINE'S CAREER STATISTICS

YEAR	TEAM	GP/GS	TKL	SOLO	ASST	ST	SACKS	FF	FR	INT	PD	TFL
2005	Philadelphia	6/0	0	0	0	8	0.0	0	0	0	0	0
2006	Philadelphia	16/9	107	66	41	26	1.5	1	2	1	5	3
2007	Philadelphia	8/8	47	31	16	2	0.0	0	0	1	1	1
2008	Philadelphia	16/0	11	5	6	32	0.0	0	0	0	0	1
2009	Jacksonville	11/6	36	24	12	4	0.0	0	1	1	5	2
NFL totals: 5 years		57/23	201	126	75	72	1.5	1	3	3	11	7

Recorded one pass defensed. **11/22 vs. BUF:** Started at SS and finished with two tackles (one solo), one INT and two passes defensed on 55 snaps. **11/29 AT SF:** Started at SS and finished with four tackles (two solo) and one pass defensed on 55 snaps. **12/6 vs. HOU:** Inactive (head). **12/13 vs. MIA:** **12/13 vs. MIA:** Saw action at SS on 10 snaps and finished with one special teams tackle. **12/17 vs. IND:** Saw action at SS on 12 snaps and finished with three solo tackles. Also had a special teams tackle. **12/27 AT NE:** Saw action at SS on 34 snaps and on special teams. Finished with four tackles (three solo) including one for loss. **1/3 AT CLE:** Saw action on special teams.

2009 JAGUARS UPDATED PLAYER BIOGRAPHIES

21

DEREK COX CORNERBACK

6-1, 190 LBS.
WILLIAM & MARY
ROOKIE

Led team and finished tied for second among NFL rookies with four INTs ... Second-highest drafted player in William & Mary history with only current NFL safety Darren Sharper taken higher (2nd, 1997, Green Bay) ... Recorded five takeaways in 16 games, tied for the most in team history by a rookie ... Four INTs was the second-most by a rookie in franchise history.

2009

9/13 AT IND: Made first career start at CB. Intercepted Peyton Manning in the end zone on the opening drive and recovered a fumble on the ensuing possession. Finished with five tackles (two solo) and a fumble recovery. **9/20 vs. ARI:** Started at CB. Finished with six tackles (four solo). **9/27 AT HOU:** Started at CB and had five tackles (three solo). **10/4 vs. TEN:** Started at CB and finished with seven tackles (six solo), one interception and one pass defended. **10/11 AT SEA:** Started at CB and finished with a career-high eight tackles (five solo) and one pass defended. Played all 75 snaps. **10/18 vs. STL:** Started at CB and fin-

DEREK COX'S CAREER STATISTICS

YEAR	TEAM	GP/GS	TKL	SOLO	ASST	ST	SACKS	FF	FR	INT	PD	TFL
2009	Jacksonville	16/16	76	56	20	0	0.0	0	1	*4	7	0

*Team leader

ished with six tackles (five solo) and one pass defended. Played all 55 snaps. **11/1 AT TEN:** Started at CB and finished with one solo tackle and one pass defended, playing all 67 snaps. **11/8 vs. KC:** Started at CB and finished with five tackles (four solo) and one pass defended on 58 snaps. **11/15 AT NYJ:** Started at CB and finished with four tackles (three solo) on 63 snaps. **11/22 vs. BUF:** Started at CB and finished with three solo tackles and one pass defended on 55 snaps. **11/29 AT SF:** Started at CB and finished with three tackles (two solo) on 60 snaps. **12/6 vs. HOU:** Started at CB and finished with six solo tackles and two passes defended on 63 snaps. **12/13 vs. MIA:** Started at CB and finished with five tackles (three solo) on 69 snaps. Intercepted Chad Henne in fourth quarter. **12/17 vs. IND:** Started at CB and finished with three solo tackles on 47 snaps. **12/27 AT NE:** Started at CB and finished with five tackles (four solo) on 59 snaps. **1/3 AT CLE:** Started at CB and finished with four tackles (two solo) on 61 snaps. Intercepted Derek Anderson in the second quarter to finish with team-high fourth interception of season, the second-most by a rookie.

30

KENNARD COX DEFENSIVE BACK

6-0, 197 LBS.
PITTSBURGH
EXP.: 1ST YEAR

First-year pro spent five weeks on the club's active roster and 10 weeks on the club's practice squad.

KENNARD COX'S CAREER STATISTICS

YEAR	TEAM	GP/GS	TKL	SOLO	ASST	ST	SACKS	FF	FR	INT	PD	TFL
2009	Jacksonville	4/0	0	0	0	4	0.0	0	0	0	0	0

2009

9/20 vs. ARI: Saw action on special teams. **9/27 AT HOU:** Saw action on special teams. **12/6 vs. HOU:** Saw action on special teams and finished with two tackles. **12/17 vs. IND:** Saw action on special teams. **1/3 AT CLE:** Inactive.

87

JARETT DILLARD WIDE RECEIVER

5-10, 187 LBS.
RICE
ROOKIE

Quick, possession receiver with good hands ... Set NCAA record with 60 career TD receptions at Rice ... Placed on IR on 11/17 with broken ankle.

2009

9/13 AT IND: Inactive. **9/20 vs. ARI:** Inactive. **9/27 AT HOU:** Saw action on one snap. **10/4 vs. TEN:** Saw action at WR and on special teams. Recorded first career reception for 14 yards. **10/11 AT SEA:** Saw action at WR and finished

JARETT DILLARD'S CAREER STATISTICS

RECEIVING	GP/GS	NO	YDS	AVG	LG	TD
2009 Jacksonville	7/0	6	106	17.7	33	0

with two receptions for 29 yards with a long of 18. **10/18 vs. STL:** Saw limited action at WR. **11/1 AT TEN:** Pulled in 23-yard reception late in the third quarter on a third-and-20 from David Garrard. **11/8 vs. KC:** Recorded a career-long 33-yard reception from David Garrard in the first quarter. **11/15 AT NYJ:** Saw action at WR and finished with one reception for seven yards. Sustained season-ending ankle injury on the play.

57

TANK DANIELS LINEBACKER

6-3, 248 LBS.
HARDING
EXP.: 4TH YEAR

Fourth-year linebacker has spent time with the Philadelphia Eagles and New York Giants ... Has played in 27 regular games and nine postseason games ... Has 28 career special teams tackles including 18 in 2008 with the Eagles ... Was first player from Division II Harding to play in the NFL.

TANK DANIELS' CAREER STATISTICS

YEAR	TEAM	GP/GS	TKL	SOLO	ASST	ST	SACKS	FF	FR	INT	PD	TFL
2006	Philadelphia	6/0	5	3	2	9	0.0	0	0	0	0	0
2007	N.Y. Giants	4/0	0	0	0	1	0.0	0	0	0	0	0
2008	Philadelphia	16/0	0	0	0	18	0.0	0	0	0	0	0
2009	Jacksonville	1/0	0	0	0	0	0.0	0	0	0	0	0

NFL totals: 3 years 27/0 5 3 2 28 0.0 0 0 0 0

2009

12/27 AT NE: Inactive. **1/3 AT CLE:** Saw action on special teams.

56

JUSTIN DURANT LINEBACKER

6-1, 240 LBS.
HAMPTON
EXP.: 3RD YEAR

Hard-hitting linebacker who has started 33 of 40 games through three seasons ... Moved from OLB to MLB in 2009 ... Recorded double-digit tackles in five of 13 games played in 2009 and ranked second on the club with 135 tackles.

2009

9/13 AT IND: Started at OLB. Led team with 14 tackles (11 solo). **9/20 vs. ARI:** Finished with a team-high 15 tackles (13 solo) and a forced fumble. **9/27 AT HOU:** Started at LB and finished with team-high 10 tackles (eight solo). **10/4 vs. TEN:** Started at LB and finished with nine tackles (six solo). **10/11 AT SEA:** Inactive (hip). **10/18 vs. STL:** Inactive (hip). **11/1 AT TEN:** Started at LB and finished with career-high 17 tackles (13 solo) including two for loss on all 67 snaps. **11/8 vs. KC:** Started at LB and finished with nine tackles (five solo) on 57 snaps. **11/15 AT NYJ:** Started at LB and tied for team-high with nine tackles

JUSTIN DURANT'S CAREER STATISTICS

YEAR	TEAM	GP/GS	TKL	SOLO	ASST	ST	SACKS	FF	FR	INT	PD	TFL
2007	Jacksonville	13/8	70	50	20	5	1.0	1	0	1	2	3
2008	Jacksonville	14/12	113	81	32	3	0.0	0	0	0	6	*7
2009	Jacksonville	13/13	135	*90	45	0	1.0	1	0	1	0	4

NFL totals: 3 years 40/33 318 221 97 8 2.0 2 0 2 8 14

*Team leader

(seven solo) on 64 snaps. **11/22 vs. BUF:** Inactive (head). **11/29 AT SF:** Started at LB and finished with eight tackles (three solo) including one for loss on 49 snaps. **12/6 vs. HOU:** Started at LB and finished with eight tackles (six solo) and two QB pressures on 53 snaps. Intercepted Matt Schaub in third quarter. Recorded first sack of the season in the third quarter. Was named AFC Defensive Player of the Week for his performance. **12/13 vs. MIA:** Started at LB and finished with 13 tackles (eight solo) on 61 snaps. Surpassed 100 tackles for second straight season. **12/17 vs. IND:** Started at LB and finished with nine tackles (six solo) including one for loss and one QB pressure on 53 snaps. **12/27 AT NE:** Started at LB and finished with seven tackles (three solo) on 38 snaps. **1/3 AT CLE:** Started at LB and finished with seven tackles (one solo) on 65 snaps.

2009 JAGUARS UPDATED PLAYER BIOGRAPHIES

99

ATIYYAH ELLISON DEFENSIVE LINEMAN

6-3, 322 LBS.
MISSOURI
EXP: 2ND YEAR

Talented, powerful lineman who was signed by Jacksonville off the 49ers practice squad on Dec. 10, 2008 ... Placed on IR on 1/4 (knee) ... Has quick burst along with strong, active hands.

2009

9/13 AT IND: Saw action at DT and recorded a QB pressure. **9/20 vs. ARI:** Saw action on 25 snaps at DT. Finished with three tackles. **9/27 AT HOU:** Saw action at DT and on special teams. Finished with one tackle and one QB pressure in 16 snaps. Had one kickoff return for 16 yards. **10/4 vs. TEN:** Made first career start at DE. Finished with one assisted tackle on 42 snaps. **10/11 AT SEA:** Started at DE and finished with career-high six tackles (three solo) on 55 snaps. Recorded one QB pressure. **10/18 vs. STL:** Started at DE and finished with two tackles (one solo) including one for loss. Recorded first career sack

65

KYNAN FORNEY GUARD

6-3, 302 LBS.
HAWAII
EXP: 9TH YEAR

Spent first seven seasons with Atlanta from 2001-07 before joining San Diego to start the 2008 regular season ... Cousin, Larry Allen, was 11-time Pro Bowl guard ... Has played in 98 games with 88 starts at right guard.

2009

9/13 AT IND: Inactive. **9/20 vs. ARI:** Inactive. **9/27 AT HOU:** Inactive. **10/4 vs. TEN:** Saw action at LG and on special teams. Played in first game as a Jaguar. **10/11 AT SEA:** Inactive. **10/18 vs. STL:** Saw action in short-yardage situations. **11/1 AT TEN:** Dressed but did not play. **11/8 vs. KC:** Dressed but did not play. **11/15 AT NYJ:** Dressed but did not play. **11/22 vs. BUF:** Dressed

9

DAVID GARRARD QUARTERBACK

6-1, 236 LBS.
EAST CAROLINA
EXP: 8TH YEAR

Veteran QB who completed his third season as starter after taking over the job on Aug. 31, 2007 ... Replaced Peyton Manning on 2010 AFC Pro Bowl roster ... Has played in 72 games with 62 starts over eight seasons and owns a 31-31 career record ... One of just two players (Mark Brunell) in franchise history to throw for over 13,000 yards ... Has started 32 consecutive games, the longest streak by a QB in franchise history ... Team captain.

2009

9/13 AT IND: Started at QB and was 14-of-28 for 122 yards with a 61.9 rating. Had a long pass of 26 yards to Torry Holt in the second quarter. **9/20 vs. ARI:** Started at QB and was 23-of-43 for 282 yards with two TDs and one INT. Had a long pass of 34 yards to Mike Sims-Walker in the third quarter. Tossed a 25-yard TD to Mercedes Lewis in the third quarter. Finished with three 20+ passing plays. The 43 attempts were second-most of career. Eclipsed 10,000 career passing yards. **9/27 AT HOU:** Was 18-of-30 for 214 yards and a 81.8 passer rating. Rushed five times for 29 yards with one TD including a long run of 30 that was the second longest run of his career. Had six completions of 14-plus yards with a long of 28 yards to Mike Sims-Walker. Led team on three drives of 10-plus plays. Reached 1,500 career passing attempts. **10/4 vs. TEN:** Finished 27-of-37 for 323 yards (second-most of his career) with three TDs, tying a career high. Completed 73.0 percent of his passes, his 15th career game with a 70-plus completion percentage and highest since 10/12/08 at Denver. Long pass was a 33-yard TD strike to Mercedes Lewis in the fourth quarter. Had a 126.3 passer rating, the third-best of his career. Had four passing plays for 20+ yards. Rushed eight times for 38 yards with a long of 16.

10/11 AT SEA: Started at QB and was 18-of-31 for 188 yards with a 75.7 passer rating. Sacked four times for 26 yards. Had long pass of 28 yards to Mike Thomas in the third quarter. Lost two fumbles. Rushed once for one yard. Had one solo tackle. Surpassed 1,000 yards passing for the season. **10/18 vs. STL:** Started at QB and finished 30-of-43 for 335 yards with two INTs and a 73.3 passer rating. Joined Mark Brunell as the only players in franchise history to

ATIYYAH ELLISON'S CAREER STATISTICS

YEAR	TEAM	GP/GS	TKL	SOLO	ASST	ST	SACKS	FF	FR	INT	PD	TFL
2009	Jacksonville	15/6	28	16	12	0	1.0	0	0	0	1	2

ADDITIONAL STATISTICS: One kick return for 16 yards in 2009

when he took down Marc Bulger for a six-yard loss in the first quarter. **11/1 AT TEN:** Started at DE and finished with six tackles (four solo) including one for loss on 50 snaps. **11/8 vs. KC:** Saw action at DT on 14 snaps and finished with one solo tackle. **11/15 AT NYJ:** Saw action at DT on 25 snaps and finished with one solo tackle. **11/22 vs. BUF:** Saw action at DT on 25 snaps and finished with one tackle. **11/29 AT SF:** Saw action at DT on 34 snaps and finished with one tackle. **12/6 vs. HOU:** Saw action at DT on 36 snaps and finished with two tackles (one solo) and one QB pressure. Recorded a pass defended. **12/13 vs. MIA:** Started at DT and finished with one solo tackle. **12/17 vs. IND:** Started at DE and played 18 snaps. **12/27 AT NE:** Saw action at DT on 12 snaps. Went down with knee injury in fourth quarter and did not return.

CAREER SERVICE

YEAR	TEAM	GP/GS	PLAYOFFS
2001	Atlanta	12/8	
2002	Atlanta	14/12	2002 Atlanta 2/2
2003	Atlanta	16/16	2004 Atlanta 2/2
2004	Atlanta	16/16	NFL totals: 4/4
2005	Atlanta	16/15	
2006	Atlanta	7/7	
2007	Atlanta	14/14	
2008	San Diego	0/0	
2009	Jacksonville	3/0	
NFL totals:		9 years	98/88

but did not play. **11/29 AT SF:** Dressed but did not play. **12/6 vs. HOU:** Inactive (back). **12/13 vs. MIA:** Inactive. **12/17 vs. IND:** Dressed but did not play. **12/27 AT NE:** Dressed but did not play. **1/3 AT CLE:** Dressed but did not play.

DAVID GARRARD'S CAREER STATISTICS

PASSING	GP/GS	ATT	CMP	PCT	YDS	TD	INT	LG	RTG
2002 Jacksonville	4/1	46	23	50.0	231	1	2	22	53.8
2003 Jacksonville	2/0	12	9	75.0	86	1	0	28	122.2
2004 Jacksonville	4/2	72	38	52.8	374	2	1	36t	71.2
2005 Jacksonville	7/5	168	98	58.3	1,117	4	1	37	83.9
2006 Jacksonville	11/10	241	145	60.2	1,735	10	9	49	80.5
2007 Jacksonville	12/12	325	208	64.0	2,509	18	3	59t	102.2
2008 Jacksonville	16/16	535	335	62.6	3,620	15	13	41	81.7
2009 Jacksonville	16/16	516	314	60.8	3,597	15	10	63	83.5
NFL totals: 8 years	72/62	1,915	1,170	61.1	13,269	66	39	63	84.9

RUSHING	GP/GS	NO	YDS	AVG	LG	TD	AS STARTER
2002 Jacksonville	4/1	25	139	5.6	41t	2	0-1
2003 Jacksonville	2/0	0	0	0.0	0	0	--
2004 Jacksonville	4/2	12	76	6.3	12	1	1-1
2005 Jacksonville	7/5	31	172	5.5	28	3	4-1
2006 Jacksonville	11/10	47	250	5.3	20	0	5-5
2007 Jacksonville	12/12	49	185	3.8	19	1	9-3
2008 Jacksonville	16/16	73	322	4.4	24	2	5-11
2009 Jacksonville	16/16	77	323	4.2	30	3	7-9
NFL totals: 8 years	72/62	314	1,467	4.7	41t	12	31-31

SACKED-YARDS: 2002: 7-40; 2003: 0-0; 2004: 6-35; 2005: 8-45; 2006: 20-119; 2007: 21-99; 2008: 42-288; 2009: 42-236 (Totals 146-862)

throw for 11,000 passing yards. Set career highs in passing yards (335) and completions (30). Connected with Torry Holt for a 41-yard pass in the first quarter. Recorded four completions of 20-plus yards. Led team to fourth-most total yards (492) and second-most first downs (33) in team history. **11/1 AT TEN:** Started at QB and finished 14-of-27 for 139 yards with two INTs. Rushed three times for 22 yards. Recorded four passing plays of 20-plus yards. Became just second player in franchise history to record 1,000 career completions (Mark Brunell). Made 23rd consecutive start, the third-highest streak by a QB in team history. **11/8 vs. KC:** Started at QB and finished 18-of-27 for 264 yards and one TD with a 110.7 passer rating. Connected with Mike Sims-Walker on a career-long 61-yard TD pass in the second quarter. Rushed nine times for 29 yards. Recorded 21st career 100-plus passer rating game. **11/15 AT NYJ:** Started at QB and finished 16-of-26 for 221 yards and one TD with a 101.6 passer rating. Rushed six times for 11 yards with one rushing TD. Connected with Mike Sims-Walker on a slant for a 26-yard TD in the second quarter. Went 4-of-6 for 68

2009 JAGUARS UPDATED PLAYER BIOGRAPHIES

yards on the game-winning drive including a 33-yard completion to Mercedes Lewis. Recorded second-straight and third 100-plus passer rating this season. **11/22 vs. BUF:** Started at QB and finished 21-of-30 for 215 yards and one TD with one INT and an 87.5 passer rating. Engineered second consecutive and fifth-career fourth quarter comeback win, completing four of his first five passes on the final drive for 53 yards and connected with Mike Sims-Walker on a three-yard TD with 1:02 remaining. Set career-high for completions of 25-plus yards with 22. Nine of his 10 completions went for 10-plus yards. **11/29 AT SF:** Started at QB and finished 25-of-36 for 307 yards with a 95.5 passer rating. Was sacked six times for 46 yards. Recorded fifth career 300-yard passing game. Made 27th consecutive start, tying Mark Brunell's streak from 1997-98 for the longest streak by a QB in franchise history. Surpassed 12,000 career passing yards to join Brunell as the only two QBs in franchise history to accomplish the feat. **12/6 vs. HOU:** Started at QB and finished 15-of-28 for 238 yards and two TDs with a 106.0 passer rating, his fourth game this season with a 100-plus passer rating and 23rd of his career. Connected with TE Zach Miller on a career-long 62-yard completion in the second quarter. **12/13 vs. MIA:** Started at QB and finished 11-of-26 for 139 yards with a 59.6 passer rating. Was

sacked three times for 17 yards. Had six carries for 26 yards. Connected with Torry Holt on a career-long 63-yard pass in the third quarter. **12/17 vs. IND:** Started at QB and finished 23-of-40 for 223 yards and tied career high with three TDs. Threw one INT and had an 87.8 passer rating. Ended streak of consecutive passes without an INT at 155 when he was intercepted by Jacob Lacey on the Jaguars' final play. Was sacked twice for 17 yards. Connected with Mercedes Lewis for a 25-yard completion in the second quarter for his 29th completion of 25-plus yards this season. Surpassed 3,000 yards passing for the season, joining Mark Brunell as the only QBs in franchise history to have multiple 3,000 yard seasons and the only QBs to do it in back-to-back seasons. **12/27 AT NE:** Started at QB and finished 19-of-25 for 185 yards with two INTs and a 62.9 passer rating. Rushed four times for 10 yards including a two-yard TD run in the fourth quarter. Completed 76 percent of his passes, marking the second-highest completion percentage of his career (92.8 percent, Dec. 2, 2007 at IND). **1/3 AT CLE:** Started at QB and finished 22-of-39 for 202 yards with two TDs and one INT. Recorded a 77.1 passer rating. Was sacked three times for five yards. Rushing five times for 40 yards. Established single-season career highs for carries (77) and rushing yards (323).

36

COURTNEY GREENE SAFETY

6-0, 212 LBS.
RUTGERS
EXP.: ROOKIE

Originally selected by Seattle in the seventh round of 2009 NFL Draft ... Waived on 9/5/09 ... Signed by Jacksonville as a free agent on 9/22/09.

2009

9/27 AT HOU: Inactive. **10/4 vs. TEN:** Saw action on special teams and had one tackle. **10/11 AT SEA:** Saw action on special teams and finished with three tackles. **10/18 vs. STL:** Saw action on special teams. **11/1 AT TEN:** Finished with

COURTNEY GREENE'S CAREER STATISTICS

YEAR	TEAM	GP/GS	TKL	SOLO	ASST	ST	SACKS	FF	FR	INT	PD	TFL
2009	Jacksonville	9/0	0	0	0	11	0.0	0	0	0	0	0

two special teams tackles. **11/8 vs. KC:** Finished with one special teams tackle. **11/15 AT NYJ:** Inactive. **11/22 vs. BUF:** Saw action on special teams and had one tackle. **11/29 AT SF:** Saw action on special teams. **12/6 vs. HOU:** Finished with one special teams tackle. **12/13 vs. MIA:** Inactive. **12/17 vs. IND:** Inactive. **12/27 AT NE:** Inactive. **1/3 AT CLE:** Saw action on special teams and finished with two tackles.

54

QUENTIN GROVES DEFENSIVE END

6-3, 264 LBS.
AUBURN
EXP.: 2ND YEAR

Young, explosive pass rusher who has not missed a game his first two seasons ... Third-highest drafted defensive end in franchise history (2008, Derrick Harvey, 1st round, 1996, Tony Brackens, 2nd round).

2009

9/13 AT IND: Saw action at DE, LB and on special teams. Tied career-high with four tackles (three solo) and had a QB pressure. **9/20 vs. ARI:** Started at LB and finished with one solo tackle and one QB pressure. **9/27 AT HOU:** Started at LB. Set career high with five tackles, including one for loss. **10/4 vs. TEN:** Played in 12 snaps at LB. **10/11 AT SEA:** Saw action on special teams. **10/18 vs. STL:** Saw action at LB on 10 plays and finished with one solo tackle and a QB pressure. Recorded two special teams tackles. **11/1 AT TEN:** Saw action at LB on 13 snaps and finished with two tackles including one for loss. Recorded two special teams tackles. **11/8 vs. KC:** Started at DE and finished with one solo

QUENTIN GROVES' CAREER STATISTICS

YEAR	TEAM	GP/GS	TKL	SOLO	ASST	ST	SACKS	FF	FR	INT	PD	TFL
2008	Jacksonville	16/0	17	12	5	4	2.5	1	0	0	1	1
2009	Jacksonville	16/7	34	22	12	10	0.0	1	0	1	0	3
NFL totals: 2 years		32/7	51	34	17	14	2.5	2	0	1	1	4

tackle and one QB pressure on 38 snaps. **11/15 AT NYJ:** Saw action at DE on 17 snaps and finished with one tackle. Recorded first career INT off Mark Sanchez in third quarter. Recorded one special teams tackle. **11/22 vs. BUF:** Saw action at DE on 19 snaps and finished with three solo tackles and one QB pressure. **11/29 AT SF:** Saw action at DE on 24 snaps and finished with two tackles (one solo). **12/6 vs. HOU:** Started at DE and finished with six tackles (four solo) including one for loss and two QB pressures on 38 snaps. **12/13 vs. MIA:** Started at DE and finished with three tackles (two solo) on 50 snaps. **12/17 vs. IND:** Saw action at DE on 14 snaps and finished with one tackle. Recorded two special teams tackles. **12/27 AT NE:** Started at DE and finished with two tackles (one solo) on 49 snaps. **1/3 AT CLE:** Started at DE and finished with two tackles (one solo) on 13 snaps. Also saw action on special teams.

55

CHRIS HARRINGTON DEFENSIVE END

6-5, 260 LBS.
TEXAS A&M
EXP.: 1ST YEAR

First-year defensive end was signed by the Jaguars off Arizona's practice squad on 12/11/09 ... Also spent time with Cincinnati ... Was signed to the active roster by the Bengals and played in three games.

CHRIS HARRINGTON'S CAREER STATISTICS

YEAR	TEAM	GP/GS	TKL	SOLO	ASST	ST	SACKS	FF	FR	PD	TFL
2008	Cincinnati	3/0	0	0	0	1	0.0	0	0	0	0
2009	Jacksonville	3/0	1	1	0	0	0.0	0	0	0	0
NFL totals: 2 years		6/0	2	1	0	1	0.0	0	0	0	0

2009

12/13 vs. MIA: Inactive. **12/17 vs. IND:** Inactive. **12/27 AT NE:** Saw action at DE on 13 snaps and finished with one solo tackle. **1/3 AT CLE:** Saw action at DE on six snaps and saw action on special teams.

2009 JAGUARS UPDATED PLAYER BIOGRAPHIES

91

DERRICK HARVEY DEFENSIVE END

6-5, 281 LBS.
FLORIDA
EXP: 2ND YEAR

Strong, fast defensive end who started all 16 games in his second season ... Was selected with eighth overall pick in 2008, the fourth-highest draft pick in franchise history ... Led team in QB pressures in consecutive seasons.

2009

9/13 AT IND: Started at DE and played 37 snaps. Finished with two tackles and one QB pressure. **9/20 vs. ARI:** Started at DE and played 47 snaps. Finished with two tackles and one QB pressure. **9/27 AT HOU:** Started at DE. Finished with one tackle, one QB pressure and one pass defended. **10/4 vs. TEN:** Started at DE and finished with four tackles (one solo) and team-high four QB pressures on season-high 68 snaps. **10/11 AT SEA:** Started at DE and finished with five tackles (two solo) on 58 snaps. Recorded team-high three QB pressures. **10/18 vs. STL:** Started at LB and finished with five solo tackles including one for loss. Recorded a QB pressure. Played in all 55 snaps. **11/1 AT TEN:** Started at LB and tied career high with nine tackles (six solo) including two for loss on

DERRICK HARVEY'S CAREER STATISTICS

YEAR	TEAM	GP/GS	TKL	SOLO	ASST	ST	SACKS	FF	FR	INT	PD	TFL
2008	Jacksonville	16/9	35	23	12	0	3.5	0	0	1	1	3
2009	Jacksonville	16/16	69	37	32	0	2.0	0	1	0	1	3
NFL totals: 2 years		32/25	104	60	44	0	5.5	0	1	1	2	6

64 snaps. **11/8 vs. KC:** Started at DE and finished with two tackles and one QB pressure on 45 snaps. **11/15 AT NYJ:** Started at DE and finished with two tackles (one solo) and one QB pressure on 49 snaps. **11/22 vs. BUF:** Started at DE and finished with team-high nine tackles (four solo) and two QB pressures on 44 snaps. Recovered a Marshawn Lynch fumble in the second quarter. **11/29 AT SF:** Started at DE and finished with six tackles (five solo) and two QB pressures on 51 snaps. **12/6 vs. HOU:** Started at DE and finished with four tackles (two solo) and two QB pressure on 52 snaps. Sacked Matt Schaub in first quarter. **12/13 vs. MIA:** Started at DE and finished with three tackles (one solo) on 69 snaps. Sacked Chad Henne in third quarter, his second consecutive game with a sack. **12/17 vs. IND:** Started at DE and finished with three tackles (one solo) on 43 snaps. **12/27 AT NE:** Started at DE and finished with four tackles (three solo) and one QB pressure. **1/3 AT CLE:** Started at DE and finished with seven tackles (two solo) on 55 snaps.

97

REGGIE HAYWARD DEFENSIVE END

6-5, 275 LBS.
IOWA STATE
EXP: 9TH YEAR

Veteran defensive end who has registered 39.5 career sacks, the most of any Jaguar, including 17.5 as a Jaguar ... Has played in 92 games with 59 starts ... Placed on IR after suffering broken left leg in season opener.

2009

9/13 AT IND: Started at DE. Registered a QB sack, a QB pressure and three tackles. Went down with a broken left leg late in fourth quarter.

REGGIE HAYWARD'S CAREER STATISTICS

TACKLES	GP/GS	TKL	SOLO	ASST	ST	SACKS	FF	INT	FR	PD	
2001 Denver	6/2	22	16	6	0	3.0	0	0	0	0	
2002 Denver	9/0	10	7	3	0	0.0	0	0	0	0	
2003 Denver	16/2	44	32	12	0	8.5	2	0	2	5	
2004 Denver	16/15	60	45	15	0	*10.5	1	1	1	5	
2005 Jacksonville	15/15	49	39	10	0	*8.5	2	0	1	4	
2006 Jacksonville	1/1	1	1	0	0	0.0	0	0	0	1	
2007 Jacksonville	12/10	24	23	1	0	3.5	1	0	0	0	
2008 Jacksonville	16/13	31	24	7	0	*4.5	2	0	1	5	
2009 Jacksonville	1/1	3	2	1	0	1.0	0	0	0	0	
NFL totals: 9 years		92/59	244	189	55	0	39.5	8	1	5	20
Jaguars totals: 5 yrs		45/40	108	89	19	0	17.5	5	0	2	10

98

JOHN HENDERSON DEFENSIVE TACKLE

6-7, 335 LBS.
TENNESSEE
EXP: 8TH YEAR

Two-time Pro Bowl tackle who anchors the interior of the Jaguars defensive line ... Highest drafted defensive tackle in franchise history.

2009

9/13 AT IND: Started at DT and played 54 snaps. Finished with six tackles (one solo). **9/20 vs. ARI:** Started at DT. Finished with three tackles, one pass defended and a QB pressure. **9/27 AT HOU:** Started at DT and played 50 snaps. Finished with four tackles and a QB pressure. **10/4 vs. TEN:** Started at DT and finished with three tackles (one solo) and one pass defended in 26 snaps. **10/11 AT SEA:** Started at DT and finished with four tackles (one solo) on 31 snaps. **10/18 vs. STL:** Started at DE and finished with three tackles (one solo) on 37 snaps. **11/1 AT TEN:** Started at DE and finished with season-high seven tackles (three solo) on 45 snaps. **11/8 vs. KC:** Started at DT and finished with two solo tackles including a sack of Matt Cassel in the fourth quarter. Recorded season-high five QB pressures. Played 46 snaps. **11/15 AT NYJ:** Started at DT and finished with three tackles (two solo) on 50 snaps. **11/22 vs. BUF:** Started at DT and finished with four tackles (two solo) and a forced fumble on 49 snaps.

JOHN HENDERSON'S CAREER STATISTICS

TACKLES	GP/GS	TKL	SOLO	ASST	ST	SACKS	FF	FR	PD	TFL	
2002 Jacksonville	16/13	79	59	20	0	6.5	0	1	6	4	
2003 Jacksonville	16/16	77	60	17	0	3.5	2	1	8	13	
2004 Jacksonville	16/16	98	78	20	0	5.5	0	1	3	5	
2005 Jacksonville	16/15	83	62	21	0	3.0	1	0	9	4	
2006 Jacksonville	16/16	64	52	12	0	3.5	0	0	7	6	
2007 Jacksonville	15/15	49	38	11	0	2.0	1	0	4	2	
2008 Jacksonville	14/14	53	37	16	0	2.0	0	0	3	3	
2009 Jacksonville	15/15	60	27	33	0	*3.0	1	0	2	0	
NFL totals: 8 years		124/120	563	413	150	0	29.0	5	3	42	37

*Team leader
ADDITIONAL STATISTICS: 1 blocked field goal in 2002

Recorded two sacks to move into third all time in franchise history for career sacks with 29. Marked fourth career multi-sack game. **11/29 AT SF:** Started at DT and finished with five tackles (three solo) and one QB pressure on 44 snaps. Moved to fifth in franchise history for most career starts with 116. Also tied Mark Brunell and Kyle Brady for sixth-most games played with 120. **12/6 vs. HOU:** Started at DT and finished with two solo tackles on 26 snaps. **12/13 vs. MIA:** Inactive (shoulder). **12/17 vs. IND:** Started at DT and finished with five tackles on 44 snaps. Recorded a QB pressure. **12/27 AT NE:** Started at DT and finished with three tackles (two solo) on 45 snaps. **1/3 AT CLE:** Started at DT and finished with six tackles (four solo) on 42 snaps.

2009 JAGUARS UPDATED PLAYER BIOGRAPHIES

81

TORRY HOLT WIDE RECEIVER

6-0, 200 LBS.
NORTH CAROLINA STATE
EXP: 11TH YEAR

Seven-time Pro Bowl selection who has played in 173 games with 158 starts ... Ranks 10th in NFL history in receiving yards (13,382) and 11th in receptions (920) ... Has recorded a reception in 168 straight games, the second-longest streak among active players and ninth-longest in NFL history ... Recorded multiple receptions in all 15 games played in 2009.

2009

9/13 AT IND: Started at WR and finished with three receptions for 47 yards. Had a long catch of 26 yards from David Garrard in the third quarter. **9/20 vs. ARI:** Surpassed Art Monk for 13th place in NFL history for receiving yards with a 19-yard catch in the third quarter. Finished with six receptions for 65 yards. **9/27 AT HOU:** Surpassed Irving Fryar for 12th place in NFL history with 12,829 career receiving yards. Finished with three receptions for 57 yards, including a long of 27. **10/4 vs. TEN:** Finished with three receptions for 42 yards and passed former Jaguar Keenan McCardell for 10th all-time in NFL history for career receptions with 884. **10/11 AT SEA:** Started at WR for 150th time in his career. Finished with season-high seven receptions and 95 yards. Had a long reception of 25 yards from David Garrard in the first quarter. **10/18 vs. STL:** Started at WR and finished with five receptions for season-high 101 yards. Became third-fastest WR in NFL history to surpass 13,000 receiving yards (Jerry Rice, 154 games; Marvin Harrison, 162 games, Holt 164 games). Recorded 47th-career 100-yard receiving game. Caught 41-yard pass from David Garrard in the first quarter for longest Jaguars pass play of the season. **11/1 AT TEN:** Started at WR and finished with two receptions for 17 yards. **11/8**

TORRY HOLT'S CAREER STATISTICS

RECEIVING	GP/GS	NO	YDS	AVG	LG	TD
1999 St. Louis	16/15	52	788	15.2	63t	6
2000 St. Louis	16/15	82	1,635	19.9	85t	6
2001 St. Louis	16/14	81	1,363	16.8	51	7
2002 St. Louis	16/11	91	1,302	14.3	58	4
2003 St. Louis	16/15	117	1,696	14.5	48	12
2004 St. Louis	16/16	94	1,372	14.6	75t	10
2005 St. Louis	14/14	102	1,331	13.0	44	9
2006 St. Louis	16/16	93	1,188	12.8	67t	10
2007 St. Louis	16/16	93	1,189	12.8	40	7
2008 St. Louis	16/14	64	796	12.4	45t	3
2009 Jacksonville	15/12	51	722	14.2	63	0
NFL totals: 11 years	173/158	920	13,382	14.5	85t	74

ADDITIONAL STATISTICS: 47 career 100-yard receiving games; 11 rushes for 57 yards

vs. KC: Saw action at WR and finished with four receptions for 37 yards. Moved into 11th place in NFL history with 13,121 receiving yards, passing Steve Largent. Became 10th player in NFL history to record 900 career receptions and second fastest player to accomplish the feat. **11/15 AT NYJ:** Started at WR and finished with two receptions for 24 yards. **11/22 vs. BUF:** Started at WR and finished with three receptions for 31 yards. **11/29 AT SF:** Started at WR and finished with four receptions for 50 yards. Surpassed Andre Reed (13,198) for 10th place in NFL history for most receiving yards. **12/6 vs. HOU:** Started at WR and finished with two receptions for 24 yards. **12/13 vs. MIA:** Started at WR and finished with two receptions for team-high 71 yards. Connected with David Garrard for a 63-yard reception in the third quarter, his longest since 2006. **12/17 vs. IND:** Started at WR and finished with three receptions for 38 yards. **12/27 AT NE:** Started at WR and finished with two receptions for 23 yards. **1/3 AT CLE:** Inactive (finger).

16

NATE HUGHES WIDE RECEIVER

6-2, 195 LBS.
ALCORN STATE
EXP: 1ST YEAR

First-year wide receiver who earned roster spot at WR in training camp and was waived on 9/11/09 ... Signed to practice squad on 9/23/09 ... Activated from practice squad on 11/17/09 ... Spent time on practice squads of Kansas City and Jacksonville in 2008 and spent final week of season on active roster.

2009

9/13 AT IND: Saw action at WR and on special teams. Finished with one reception for seven yards. **9/20 vs. ARI:** Saw action at WR and on special teams.

NATE HUGHES' CAREER STATISTICS

RECEIVING	GP/GS	NO	YDS	AVG	LG	TD
2009 Jacksonville	8/0	5	70	14.0	35t	1

ADDITIONAL STATISTICS: Returned one punt for seven yards in 2009

Finished with two receptions for eight yards. **11/22 vs. BUF:** Saw action on special teams. **11/29 AT SF:** Inactive. **12/6 vs. HOU:** Saw action at WR and on special teams. Caught a 35-yard TD reception from David Garrard in the second quarter for his first career TD. **12/13 vs. MIA:** Saw action at WR and on special teams. **12/17 vs. IND:** Saw action at WR and on special teams. **12/27 AT NE:** Saw action at WR and on special teams. Hooked up with David Garrard for a 20-yard reception in the fourth quarter. **1/3 AT CLE:** Saw action at WR and on special teams. Returned one punt for seven yards.

51

CLINT INGRAM LINEBACKER

6-2, 240 LBS.
OKLAHOMA
EXP: 4TH YEAR

Tough, physical linebacker who has made 46 starts in 56 games in four seasons, including a career-high 12 starts in 2008 and 2009 ... Former third round pick has mix of power and speed at the outside linebacker position ... Placed on injured reserve on 12/22 with shoulder injury.

2009

9/13 AT IND: Started at OLB. Finished with six tackles (three solo) and one QB pressure. **9/20 vs. ARI:** Started at OLB. Finished with five tackles (three solo). **9/27 AT HOU:** Started at OLB. Finished with eight tackles (five solo), including his first sack of the season. Sacked Matt Schaub for a seven-yard loss in the fourth quarter to force a punt. **10/4 vs. TEN:** Started at OLB and finished with five tackles (two solo) on 58 snaps. **10/11 AT SEA:** Saw action at LB and finished with four tackles on 26 snaps. **10/18 vs. STL:** Started at LB and finished with

CLINT INGRAM'S CAREER STATISTICS

TACKLES	GP/GS	TKL SOLO	ASST	ST	SACKS	FF	FR	INT	PD	TFL	
2006 Jacksonville	14/11	117	67	50	4	1.5	0	0	1	4	3
2007 Jacksonville	13/11	65	41	24	2	1.0	0	0	1	3	2
2008 Jacksonville	16/12	72	38	34	4	2.0	0	0	0	0	5
2009 Jacksonville	13/12	77	47	30	0	1.0	0	1	0	0	2
NFL totals: 4 years	56/46	331	193	138	10	5.5	0	1	2	7	12

seven tackles (three solo) including two for loss on 52 snaps. Recorded a QB pressure. **11/1 AT TEN:** Started at LB and finished with three tackles (one solo) on 55 snaps. Played in 50th career game. **11/8 vs. KC:** Started at LB and finished with four tackles (one solo) on 22 snaps. **11/15 AT NYJ:** Started at LB and finished with season-high nine tackles (seven solo) and one fumble recovery on 38 snaps. **11/22 vs. BUF:** Started at LB and finished with six tackles (five solo) on 30 snaps. **11/29 AT SF:** Started at LB and finished with six tackles (five solo) on 42 snaps. **12/6 vs. HOU:** Started at LB and finished with four tackles (two solo) on 28 snaps. **12/13 vs. MIA:** Started at LB and finished with six solo tackles. Went down with shoulder injury in third quarter and did not return. Tied his career high with his 12th start. **12/17 vs. IND:** Inactive (shoulder) before being placed on IR.

2009 JAGUARS UPDATED PLAYER BIOGRAPHIES

59

BRIAN IWUH **LINEBACKER**

6-0, 239 LBS.
COLORADO
EXP: 4TH YEAR

Special teams standout who has played in 58 games in four seasons ... Ranked third in franchise history with 61 special teams tackles ... Adds depth at linebacker.

2009

9/13 AT IND: Saw action at LB on six snaps and on special teams. Finished with two solo tackles and two special teams tackles. **9/20 vs. ARI:** Saw action at LB for one snap and on special teams. Finished with one special teams tackle. **9/27 AT HOU:** Inactive. **10/4 vs. TEN:** Saw action for 19 snaps at LB and finished with two solo tackles. Also had a special teams tackle. **10/11 AT SEA:** Made first start at LB since 2007 and finished with career and game-high (along with Russell Allen) 12 tackles (nine solo), including two for loss. Played on all 75 snaps. Added one special teams tackle. **10/18 vs. STL:** Started at LB in second consecutive game. Finished with five tackles (two solo) on 43 snaps. **11/1 AT**

BRIAN IWUH'S CAREER STATISTICS

TACKLES	GP/GS	TKL	SOLO	ASST	ST	SACKS	FF	FR	PD	TFL
2006 Jacksonville	12/0	7	4	3	10	0.0	0	0	0	0
2007 Jacksonville	16/1	17	10	7	22	0.0	1	1	0	0
2008 Jacksonville	15/0	2	0	2	12	0.0	0	0	0	0
2009 Jacksonville	15/2	38	26	12	17	0.0	0	0	0	2
NFL totals: 4 years	58/3	64	40	24	61	0.0	1	1	0	2

TEN: Saw action at LB on nine snaps and finished with four tackles (three solo). Recorded two special teams tackles. **11/8 vs. KC:** Saw action at LB on two snaps and saw action on special teams. Played in 50th career game. **11/15 AT NYJ:** Saw action at LB on one snap. Finished with one special teams tackle. **11/22 vs. BUF:** Saw action at LB on 29 snaps and finished with three tackles (two solo). **11/29 AT SF:** Saw action at LB on one snap. Also saw action on special teams. **12/6 vs. HOU:** Saw action at LB on one snap and recorded a career-high five special teams tackles. **12/13 vs. MIA:** Saw action at LB on three snaps. Had three special teams tackles. **12/17 vs. IND:** Saw action on special teams. **12/27 AT NE:** Saw action at LB on 26 snaps and finished with eight tackles (five solo) including one for loss. Also finished with one special teams tackle. **1/3 AT CLE:** Saw action at LB on 16 snaps and finished with two tackles (one solo). Also saw action on special teams.

23

RASHAD JENNINGS **RUNNING BACK/KICK RETURNER**

6-1, 235 LBS.
LIBERTY
ROOKIE

Selected with first of two seventh-round compensatory picks in 2009 draft ... First Liberty player drafted by the Jaguars.

2009

9/13 AT IND: Dressed but did not play. **9/20 vs. ARI:** Saw action at KR and finished with three returns for 56 yards. Finished with two carries at RB for one yard. **9/27 vs. HOU:** Saw action at RB and finished with one carry for one yard and one eight-yard reception. **10/4 vs. TEN:** Saw extensive action at RB in second half, finishing with nine carries for 53 yards — both team and career highs. **10/11 AT SEA:** Saw action at RB and finished with two carries for three yards. **10/18 vs. STL:** Saw action at RB and finished with one carry for two yards. Recorded one reception for minus-three yards. **11/1 AT TEN:** Saw action at RB and finished with three carries for eight yards. Had one reception for one yard. **11/8 vs. KC:** Saw action at RB. Finished with two carries for 29 yards including a career-long rush of 28 that went for a TD in the first quarter to give the Jaguars a 7-0 lead. Recorded one reception for nine yards. **11/15 AT NYJ:** Saw action at RB and finished with two carries for five yards. **11/22 vs. BUF:**

RASHAD JENNINGS' CAREER STATISTICS

RUSHING	GP/GS	NO	YDS	AVG	LG	TD
2009 Jacksonville	15/0	39	202	5.2	28t	1
RECEIVING	GP/GS	NO	YDS	AVG	LG	TD
2009 Jacksonville	15/0	16	101	6.3	14	0
KICKOFF RETURNS	GP/GS	NO	YDS	AVG	LG	TD
2009 Jacksonville	15/0	3	56	18.7	24	0

Saw action at RB and finished with two carries for eight yards. **11/29 AT SF:** Saw action at RB and finished with two carries for 11 yards. Recorded career-highs in receptions (2) and receiving yards (25). Had career-long 13-yard reception in the fourth quarter. **12/6 vs. HOU:** Saw action at RB and finished with two carries for 14 yards and one reception for eight yards. **12/13 vs. MIA:** Saw action at RB and on special teams. Finished with one carry for 10 yards and two receptions for minus-two yards. **12/17 vs. IND:** Saw action at RB and on special teams. Finished with five carries for 23 yards (4.6 avg.) and one reception for five yards. **12/27 AT NE:** Saw action at RB and on special teams. Finished with two carries for 25 yards (12.5 avg.) with a long of 22. Had three receptions for 19 yards. **1/3 AT CLE:** Saw action at RB and on special teams. Finished with three rushes for nine yards. Recorded three receptions for 31 yards including a career long reception of 14.

33

GREG JONES **FULLBACK/RUNNING BACK**

6-1, 254 LBS.
FLORIDA STATE
EXP: 6TH YEAR

Sixth-year veteran who can play both fullback and running back ... Re-signed with the Jaguars in 2008 offseason ... Has started 41 of 71 games in his career ... Placed on injured reserve on 12/17.

2009

9/13 AT IND: Started at FB. **9/20 vs. ARI:** Saw extensive action at FB and caught one pass for nine yards. **9/27 vs. HOU:** Started at FB. Paved way for RB Maurice Jones-Drew's 119 yard rushing effort. Had one reception for minus-one yard. **10/4 vs. TEN:** Started at FB and finished with three carries for 20 yards. **10/11 AT SEA:** Saw action at FB. **10/18 vs. STL:** Saw action at FB and paved way for RB Maurice Jones-Drew's 133 yard, three rushing TD effort. **11/1 AT TEN:** Saw action at FB. Recorded one carry for three yards. **11/8 vs. KC:** Started at FB. Recorded one reception for zero yards. **11/15 AT NYJ:** Started at FB and finished with one reception for four yards. **11/22 vs. BUF:** Started at FB and finished with one reception for two yards. **11/29 AT SF:** Saw action at FB. **12/6 vs. HOU:** Started at FB and saw action on special teams. **12/13 vs. MIA:**

GREG JONES' CAREER STATISTICS

RUSHING	GP/GS	NO	YDS	AVG	LG	TD
2004 Jacksonville	16/3	62	162	2.6	12	3
2005 Jacksonville	14/13	151	575	3.8	27	4
2006 Jacksonville	Injured reserve (knee)					
2007 Jacksonville	16/11	42	119	2.8	11	2
2008 Jacksonville	12/7	2	13	6.5	13	0
2009 Jacksonville	13/7	4	23	5.8	11	0
NFL totals: 6 years	71/41	261	892	3.4	27	9
RECEIVING	GP/GS	NO	YDS	AVG	LG	TD
2004 Jacksonville	16/3	3	13	4.3	9	0
2005 Jacksonville	14/13	10	65	6.5	10	0
2006 Jacksonville	Injured reserve (knee)					
2007 Jacksonville	16/11	11	99	9.0	27	2
2008 Jacksonville	12/7	13	116	8.9	22	1
2009 Jacksonville	13/7	5	14	2.8	9	0
NFL totals: 6 years	71/41	42	307	7.3	27	3

ADDITIONAL STATISTICS: 5 kickoff returns for 90 yards in 2004; 2 kickoff returns for 19 yards in 2008; Special teams tackles: 7 in 2004; 5 in 2005; 5 in 2007, 1 in 2008; 3 in 2009

Started at FB and saw action on special teams. Finished with two tackles. Went down with ankle injury in fourth quarter and did not return.

2009 JAGUARS UPDATED PLAYER BIOGRAPHIES

32

MAURICE JONES-DREW RUNNING BACK

5-7, 208 LBS.
UCLA
EXP: 4TH YEAR

Explosive triple threat as a rusher, receiver and returner who earned first Pro Bowl berth following 2009 season ... Ranks third in franchise history with 56 TDs (49 rushing, 5 receiving, 2 kickoff returns) in only 63 games and ranks second with 49 rushing TDs ... Has recorded at least one reception in 51 straight games, the third-longest streak in team history ... Ranks second in franchise history in rushing yards (3,924) and third in all-purpose yards (7,732).

2009

9/13 AT IND: Started at RB. Finished with 97 yards on 21 carries and had five receptions for 26 yards. Surpassed 4,000 career yards from scrimmage. The 21 carries were most in career for a Sept. game. **9/20 vs. ARI:** Started at RB. Finished with 66 yards on 13 carries (5.1 avg.) with a long rush of 36 yards up the middle in the first quarter for the Jaguars' longest play of the game. **9/27 AT HOU:** Started at RB. Finished with 23 carries for 119 yards with three TDs. Scored on a 61-yard run in the second quarter. Had four receptions for 17 yards. Recorded his eighth career 100-yard rushing game. **10/4 vs. TEN:** Started at RB. Finished with six carries for 14 yards with one TD (nine yards). Also had three receptions for 26 yards and became just the ninth player and second RB (Fred Taylor) in franchise history with 1,500 receiving yards. Was rested by coaches for most of second half. **10/11 AT SEA:** Started at RB. Finished with 12 carries for 34 yards. Long rush of 18 yards came in the first quarter. Tied season high with five receptions for 23 yards. **10/18 vs. STL:** Started at RB and finished with career-high 33 carries for 133 yards and three TDs. Scored three rushing TDs for second time this season and third time of his career. Tied season high with five receptions for 45 yards. Recorded ninth-career 100-yard rushing game. Passed Keenan McCardell for third place in franchise history for career all-purpose yards and James Stewart for second place in career rushing yards. Took over NFL lead with eight TDs. **11/1 AT TEN:** Started at RB and finished with eight carries for a career-high 177 yards (franchise-record 22.1 avg.). Had TD runs of 80 (which tied a franchise record) and 79, becoming the third player in NFL history with two rushing TDs of 75-plus yards in the same game. Recorded 10th career 100-yard game. Became fastest player in franchise history to reach 50 TDs and fifth-fastest in NFL history. Became only second player in franchise history to surpass 3,000 rushing yards (Fred Taylor, 11,271). **11/8 vs. KC:** Started at RB and finished with 29 carries for 97 yards with one rushing TD. Recorded three receptions for 37 yards. Pushed season total to 737 rushing yards for the most in the first eight games in franchise history (Fred Taylor, 690, 2002). The 29 carries were the second-most of his career. **11/15 AT NYJ:** Started at RB and finished with 24 carries for 123 yards (5.1 avg.) and one TD. Recorded two receptions for 22 yards including a season-long reception of 19 yards in the second quarter. Recorded fourth 100-yard rushing game this season, joining Fred Taylor as the only players in franchise history to have four or more 100-yard rushing games

MAURICE JONES-DREW'S CAREER STATISTICS

RUSHING		GP/GS	NO	YDS	AVG	LG	TD
2006	Jacksonville	16/1	166	941	5.7	*74t	*13
2007	Jacksonville	15/0	167	768	4.6	57t	*9
2008	Jacksonville	16/3	*197	*824	4.2	46t	*12
2009	Jacksonville	16/16	*312	*1,391	4.5	*80t	^#15
NFL totals: 4 years		63/20	842	3,924	4.7	80t	49
*Team leader ^AFC leader #Team record							
RECEIVING		GP/GS	NO	YDS	AVG	LG	TD
2006	Jacksonville	16/1	46	436	9.5	*51t	2
2007	Jacksonville	15/0	40	407	10.2	43	0
2008	Jacksonville	16/3	62	565	9.1	26	2
2009	Jacksonville	16/16	53	374	7.1	19	1
NFL totals: 4 years		63/20	201	1,782	8.9	51t	5
PUNT RETURNS		NO	FC	YDS	AVG	LG	TD
2006	Jacksonville	1	0	13	13.0	13	0
2007	Jacksonville	3	0	28	9.3	17	0
2008	Jacksonville	7	1	69	9.9	15	0
2009	Jacksonville	2	0	19	9.5	12	0
NFL totals: 4 years		13	1	129	9.9	17	0
*Team leader #Team record							
KICKOFF RETURNS		NO	YDS	AVG	LG	TD	
2006	Jacksonville	*31	*860	*27.7	*93t	1	
2007	Jacksonville	*31	*811	*26.2	#100t	1	
2008	Jacksonville	13	281	21.6	33	0	
2009	Jacksonville	4	102	25.5	30	0	
NFL totals: 4 years		#79	#2,054	#26.0	100t	#2	
*Team leader #Team record							

in a season. Became third player in franchise history to reach 7,000-plus all-purpose yards joining Taylor (13,632) and Jimmy Smith (12,785). **11/22 vs. BUF:** Started at RB and finished with 25 carries for 66 yards and one TD. Recorded fifth straight game with a TD. Tied single-season career high for rushing TDs with 13 which is also tied for second-most in team history. Finished with 20-plus carries for sixth game this season and 11th game of his career. **11/29 AT SF:** Started at RB and finished with 15 carries for 75 yards. Recorded team-high five receptions for 35 yards. Established single-season career-highs for rushes (209) and rushing yards (1,001). Joined Fred Taylor as the only players in franchise history to rush for 1,000 yards. **12/6 vs. HOU:** Started at RB and finished with 24 carries for 76 yards and one reception for six yards. Sealed victory in fourth quarter with three straight rushes for 28 yards to pick up two first downs. Moved into sixth place in team history with 190 career receptions, surpassing Reggie Williams (189). **12/13 vs. MIA:** Started at RB and finished with 18 carries for 59 yards and one TD. Tied Fred Taylor for franchise single-season rushing TD mark (14). Surpassed James Stewart (765) for the second-most rushes in team history with 781. Had two receptions for 24 yards. Moved into fifth place in team history with 192 career receptions, surpassing Pete Mitchell (191). Returned two punts for 19 yards. **12/17 vs. IND:** Started at RB and finished with 27 carries for 110 yards (4.1 avg.) and one TD. Added five receptions for 30 yards. Recorded 12th career 100-yard rushing game and fifth this season, tied with Fred Taylor (5 in 2004 and 2007) for the most by a Jaguars running back since 2003 (Taylor, 6). Set the franchise single season record for rushing TDs with 15 (surpassing Fred Taylor with 14 in 1998) on a three-yard rushing TD in the second quarter. **12/27 AT NE:** Started at RB and finished with 18 carries for 63 yards. Recorded 141 all-purpose yards (63 rushing, 35 receiving, 43 kickoff return). **1/3 AT CLE:** Started at RB and finished with 16 carries for 82 yards. Recorded one reception for six yards.

96

TERRANCE KNIGHTON DEFENSIVE TACKLE

6-3, 325 LBS.
TEMPLE
ROOKIE

Started all 16 games ... Selected with the first of back-to-back third-round picks ... First player drafted by the Jaguars from Temple, and highest-drafted defensive tackle by the club since 2002 (John Henderson).

2009

9/13 AT IND: Started at DT in first NFL game and played 53 snaps. Finished with four tackles (two solo). **9/20 vs. ARI:** Started at DT and played 44 snaps. **9/27 AT HOU:** Started at DT. Finished with four tackles (three solo). **10/4 vs. TEN:** Started at DT and finished with one solo tackle and one QB hit in 24 snaps. **10/11 AT SEA:** Started at DT and played 34 snaps. Finished with three tackles (one solo) and recorded first career tackle for loss. **10/18 vs. STL:** Started at DT and saw action on 25 plays. **11/1 AT TEN:** Started at DT and finished with career-high 10 tackles (seven solo) including one for loss on 49 snaps. **11/8 vs. KC:** Started at DT and finished with three tackles (one solo). Teamed up with

TERRANCE KNIGHTON'S CAREER STATISTICS

TACKLES		GP/GS	TKL	SOLO	ASST	ST	SACKS	FF	FR	PD	TFL
2009	Jacksonville	16/16	53	29	24	0	1.5	1	0	1	6

Daryl Smith to sack Matt Cassel in the fourth quarter. Played 39 snaps. **11/15 AT NYJ:** Started at DT and finished with three tackles on 45 snaps. **11/22 vs. BUF:** Started at DT and finished with two solo tackles and a forced fumble on 36 snaps. **11/29 AT SF:** Started at DT and finished with three tackles (one solo) on 46 snaps. **12/6 vs. HOU:** Started at DT and finished with one solo tackle and one QB pressure on 38 snaps. **12/13 vs. MIA:** Started at DT and finished with three tackles (one solo) on 63 snaps. Sacked Chad Henne in third quarter. Recorded one pass defended. Recovered fumble on Derek Cox's interception return in fourth quarter. **12/17 vs. IND:** Started at DT and finished with five tackles (two solo) on 42 snaps. Passed John Henderson for most starts by a rookie DL with 14 (13, 2002). **12/27 AT NE:** Started at DT and finished with two tackles on 33 snaps. **1/3 AT CLE:** Started at DT and finished with seven tackles (five solo) including a career-high four for loss on 49 snaps. Along with Derek Cox became first rookie since 2003 (Rashean Mathis) to start all 16 games.

2009 JAGUARS UPDATED PLAYER BIOGRAPHIES

89

MARCEDES LEWIS TIGHT END

6-6, 275 LBS.
UCLA
EXP: 4TH YEAR

Fourth-year tight end who has played in 62 games with 49 starts in four seasons, missing only two games ... Finished with career-high 518 receiving yards in 2009 ... Improved blocker who plays major role in club's running game and is major threat in the passing game.

2009

9/13 AT IND: Started at TE. Tallied three receptions for 23 yards. **9/20 vs. ARI:** Played TE and had three catches for 62 yards with a 25-yard TD catch in third quarter. **9/27 AT HOU:** Started at TE. Played in 50th career game. Finished with one reception for 18 yards. **10/4 vs. TEN:** Finished with four receptions for career-high 76 yards. Surpassed 100 career receptions to become 12th player in team history and third TE (Kyle Brady and Pete Mitchell) to accomplish the feat. Caught a 33-yard TD pass from David Garrard in the fourth quarter, the longest scoring play for the Jaguars this season. **10/11 AT SEA:** Saw action at TE. Finished with three receptions for 13 yards. **10/18 vs. STL:** Started at TE and finished with one reception for five yards. **11/1 AT TEN:** Started at TE. Recorded a 20-yard reception that came late in the third quarter. **11/8 vs. KC:** Started at TE and finished with one reception for three yards. **11/15 AT NYJ:** Started at TE

67

VINCE MANUWAI GUARD

6-2, 333 LBS.
HAWAII
EXP: 7TH YEAR

Veteran guard who has started 94 of 95 games in seven seasons ... First player drafted by the Jaguars out of Hawaii ... Second-highest drafted guard ever by Jaguars (Brad Meester, 60th in 2000).

2009

9/13 AT IND: Started at LG and helped the Jaguars to 114 yards rushing. **9/20 vs. ARI:** Started at LG and blocked for a passing attack that totaled 280 yards. **9/27 AT HOU:** Started at LG and helped team to 398 yards of total offense, including 185 rushing yards. **10/4 vs. TEN:** Started at LG and helped team to season-high 442 yards of total offense and David Garrard to 323 yards passing, the second-highest total of his career. **10/11 AT SEA:** Started at LG. **10/18 vs. STL:** Started at LG and helped offense to 492 total yards, fourth-most in team history. **11/1 AT TEN:** Started at LG and helped pave way

27

RASHEAN MATHIS CORNERBACK

6-1, 193 LBS.
BETHUNE-COOKMAN
EXP: 7TH YEAR

Regarded as one of the NFL's top cornerbacks ... Owns franchise records with 28 career INTs, three INT returns for touchdowns, 487 INT return yards and 32 takeaways.

2009

9/13 AT IND: Started at CB and played all 70 snaps. Had three tackles and two passes defended. **9/20 vs. ARI:** Started at CB. Finished with six tackles, a forced fumble and a fumble recovery. **9/27 AT HOU:** Started at CB and had four tackles (three solo). Recorded second takeaway in third game with INT on Houston's first drive of the game. **10/4 vs. TEN:** Started at CB and finished with two assisted tackles on 48 plays. **10/11 AT SEA:** Started at CB and finished with seven tackles (six solo) and one pass defended on 60 plays. **10/18 vs. STL:** Started at CB and finished with three tackles (two solo) and a pass defended. Intercepted Marc Bulger in the end zone in the first quarter for his second INT of the season and 31st takeaway of his career. **11/1 AT TEN:** Inactive (finger).

MARCEDES LEWIS' CAREER STATISTICS

RECEIVING	GP/GS	NO	YDS	AVG	LG	TD
2006 Jacksonville	15/3	13	126	9.7	31	1
2007 Jacksonville	16/16	37	391	10.6	25	2
2008 Jacksonville	16/15	41	489	11.9	30t	2
2009 Jacksonville	15/15	32	518	16.2	47	2
NFL totals: 4 years	62/49	123	1,524	12.4	47	7

and finished with two receptions for 58 yards including a 33-yard reception from David Garrard on the game-winning drive in the fourth quarter. **11/22 vs. BUF:** Started at TE and finished with three receptions for 70 yards. Recorded a 35-yard reception from David Garrard in the fourth quarter. Tied Kyle Brady (6, 2000) for the most receptions of 25-plus yards in a season and in a career by Jaguars TE with 12. **11/29 AT SF:** Started at TE and finished with three receptions for 40 yards. Hooked up with David Garrard for a 22-yard reception in the third quarter. **12/6 vs. HOU:** Started at TE and connected with David Garrard for a career-long 47-yard reception in the first quarter that helped set up a Josh Scobee field goal. **12/13 vs. MIA:** Started at TE and finished with two receptions for 30 yards. **12/17 vs. IND:** Started at TE and finished with four receptions for 53 yards including a long reception of 25 yards in the second quarter. Set a career high in receiving yards in a season with 518. Surpassed 1,500 career receiving yards. **12/27 AT NE:** Started at TE. Sustained head injury in the first quarter and did not return. **1/3 AT CLE:** Inactive (head).

CAREER SERVICE

YEAR	TEAM	GP/GS	PLAYOFFS
2003	Jacksonville	15/14	
2004	Jacksonville	16/16	
2005	Jacksonville	16/16	
2006	Jacksonville	16/16	
2007	Jacksonville	15/15	
2008	Jacksonville	1/1	
2009	Jacksonville	16/16	
NFL totals: 7 years		95/94	

for a rushing attack that finished with 217 yards on 16 carries (13.6 avg.). **11/8 vs. KC:** Started at LG and helped offense to 426 total yards including 173 rushing yards. **11/15 AT NYJ:** Started at LG and helped offense to 347 total yards including 139 rushing yards. **11/22 vs. BUF:** Started at LG and helped offense to 310 total yards. **11/29 AT SF:** Started at LG and helped offense to 357 total yards. **12/6 vs. HOU:** Started at LG. **12/13 vs. MIA:** Started at LG. **12/17 vs. IND:** Started at LG. **12/27 AT NE:** Started at LG. **1/3 AT CLE:** Started at LG.

RASHEAN MATHIS' CAREER STATISTICS

TACKLES	GP/GS	TKL	SOLO	ASST	ST	SACKS	FF	FR	INT	PD	TFL
2003 Jacksonville	16/16	91	72	19	3	0.0	0	1	2	15	7
2004 Jacksonville	16/16	71	54	17	1	0.0	1	0	@5	22	1
2005 Jacksonville	16/16	70	46	24	4	0.0	0	0	*5	13	0
2006 Jacksonville	16/16	71	54	17	2	0.0	0	0	#8	15	2
2007 Jacksonville	14/14	67	47	20	0	0.0	0	1	1	7	2
2008 Jacksonville	12/12	33	33	0	0	1.0	1	1	@4	5	0
2009 Jacksonville	10/10	40	28	12	0	0.0	2	1	3	7	0
NFL totals: 7 years	100/100	443	334	109	10	1.0	4	4	#28	84	12

11/8 vs. KC: Started at CB and finished with three solo tackles and one pass defended. Played all 59 snaps. Moved into eighth place in franchise history with 97 starts. **11/15 AT NYJ:** Started at CB and finished with four tackles (two solo) on 57 snaps. Intercepted Mark Sanchez on first play of the game. Forced a Braylon Edwards fumble in third quarter. Recorded two passes defended. **11/22 vs. BUF:** Inactive (groin). **11/29 AT SF:** Inactive (groin). **12/6 vs. HOU:** Inactive (groin). **12/13 vs. MIA:** Inactive (groin). **12/17 vs. IND:** Started at CB and finished with six tackles (four solo) on 52 snaps. **12/27 AT NE:** Started at CB and finished with two tackles (one solo) on 27 snaps. **1/3 AT CLE:** Inactive (groin).

*Team leader @Shared team lead #Team record

2009 JAGUARS UPDATED PLAYER BIOGRAPHIES

12 LUKE McCOWN QUARTERBACK

6-3, 217 LBS
LOUISIANA TECH
EXP.: 6TH YEAR

Sixth-year pro has played in 15 career games with seven starts ... Career totals include 143 of 241 passing for 1,619 yards with 9 TDs/10 INTs for 74.7 rating.

2009

9/13 AT IND: Dressed but did not play. 9/20 vs. ARI: Dressed but did not play. 9/27 AT HOU: Dressed but did not play. 10/4 vs. TEN: Dressed but did not play. 10/11 AT SEA: Saw first action of season at QB in relief of David Garrard in fourth quarter. Finished 1-of-1 for two yards. Was sacked once for three yards. 10/18 vs. STL: Dressed but did not play. 11/1 AT TEN: Saw action at QB in relief of David Garrard in fourth quarter. Finished 0-for-2 passing. Was sacked once for four yards. 11/8 vs. KC: Dressed but did not play. 11/15 AT NYJ: Dressed but did not play. 11/22 vs. BUF: Dressed but did not play. 11/29 AT SF: Dressed but did not play. 12/6 vs. HOU: Dressed but did not play. 12/13 vs. MIA: Dressed but did not play. 12/17 vs. IND: Dressed but did not play. 12/27 AT NE: Saw action on one snap. 1/3 AT CLE: Dressed but did not play.

LUKE McCOWN'S CAREER STATISTICS

PASSING	GP/GS	ATT	CMP	PCT	YDS	TD	INT	LG	RTG
2004 Cleveland	5/4	98	48	49.0	608	4	7	58T	52.6
2005 Tampa Bay	0/0	--	--	--	--	--	--	--	0.0
2006 Tampa Bay	0/0	--	--	--	--	--	--	--	0.0
2007 Tampa Bay	5/3	139	94	67.6	1,009	5	3	60	91.7
2008 Tampa Bay	2/0	1	0	0.0	0	0	0	--	39.6
2009 Jacksonville	3/0	3	1	33.3	2	--	--	2	42.4
NFL totals: 6 years	15/7	241	143	59.3	1,619	9	10	60	74.7

RECORD

RUSHING	GP/GS	NO	YDS	AVG	LG	TD	AS STARTER
2004 Cleveland	5/4	6	25	4.2	11	0	0-4
2005 Tampa Bay	0/0	--	--	--	--	--	--
2006 Tampa Bay	0	--	--	--	--	--	--
2007 Tampa Bay	5/3	12	117	9.8	31	0	1-2
2008 Tampa Bay	2/0	3	15	5.0	12	0	--
2009 Jacksonville	3/0	0	0	0.0	0	0	--
NFL totals: 6 years	15/7	21	151	7.5	31	0	1-6

SACKED-YARDS: 2004: 12-122; 2007: 15-104; 2009: 2-7 (Totals 29-233)

79 PAUL McQUISTAN OFFENSIVE LINEMAN

6-6, 315 LBS.
WEBER STATE
EXP.: 3RD YEAR

Third-year OL has ability to play guard and tackle ... Has played in 35 games with 12 starts since being selected in the third round of the 2006 draft by Oakland ... Started six games in each of his first two seasons ... Played in one game in 2008 before he was placed on injured reserve.

CAREER SERVICE

YEAR	TEAM	GP/GS
2006	Oakland	15/6
2007	Oakland	16/6
2008	Oakland	1/0
2009	OAK/JAX	3/0
NFL totals: 4 years		35/12

2009

11/22 vs. BUF: Inactive. 11/29 AT SF: Inactive. 12/6 vs. HOU: Inactive. 12/13 vs. MIA: Inactive. 12/17 vs. IND: Inactive. 12/27 AT NE: Inactive. 1/3 AT CLE: Inactive.

63 BRAD MEESTER CENTER

6-3, 311 LBS.
NORTHERN IOWA
EXP.: 10TH YEAR

Ranked second in franchise history with 145 starts and third with 145 games played ... Longest-tenured active Jaguar as he was selected in the second round of the 2000 draft ... Started all 16 games in seven of 10 seasons.

2009

9/13 AT IND: Started at C and helped Jaguars to 114 yards rushing. 9/20 vs. ARI: Started at C and helped QB David Garrard to 282 yards passing. 9/27 AT HOU: Started at C and helped team to 399 yards of total offense. 10/4 vs. TEN: Started at C and helped team to season-high 442 yards of total offense and David Garrard to 323 yards passing, the second-highest total of his career. 10/11 AT SEA: Started at C. 10/18 vs. STL: Started at C and helped offense to 492 total yards, fourth-most in team history. 11/1 AT TEN: Started at C and helped pave way for a rushing attack that finished with 217 yards on 16 carries (13.6 avg.). Made 136th consecutive start, tying Fred Taylor for

CAREER SERVICE

YEAR	TEAM	GP/GS	PLAYOFFS
2000	Jacksonville	16/16	
2001	Jacksonville	16/16	
2002	Jacksonville	16/16	
2003	Jacksonville	16/16	
2004	Jacksonville	16/16	
2005	Jacksonville	12/12	
2006	Jacksonville	16/16	
2007	Jacksonville	11/11	
2008	Jacksonville	10/10	
2009	Jacksonville	16/16	
NFL totals: 10 years		145/145	

second-most starts in franchise history. 11/8 vs. KC: Started at C and helped offense to 426 total yards including 173 rushing yards. 11/15 AT NYJ: Started at C and helped offense to 347 total yards including 139 rushing yards. 11/22 vs. BUF: Started at C and helped offense to 310 total yards. 11/29 AT SF: Started at C and helped offense to 357 total yards. Played in 140th career game, tying Fred Taylor for second place in franchise history. 12/6 vs. HOU: Started at C. 12/13 vs. MIA: Started at C. 12/17 vs. IND: Started at C. 12/27 AT NE: Started at C. 1/3 AT CLE: Started at C.

29 WILLIAM MIDDLETON CORNERBACK

5-11, 194 LBS.
FURMAN
EXP.: ROOKIE

Originally selected by Atlanta in the fifth round of the 2009 NFL Draft, the 138th pick overall ... Signed by Jacksonville off Atlanta's practice squad on 9/21/09.

2009

9/27 AT HOU: Inactive. 10/4 vs. TEN: Inactive. 10/11 AT SEA: Played in first career game and finished with two special teams tackles. 10/18 vs. STL: Finished with one special teams tackle. Saw action for six plays at CB. 11/1 AT TEN: Had two special teams tackles. 11/8 vs. KC: Saw action at CB on two snaps. Also saw action on special teams. 11/15 AT NYJ: Finished with team-high two special teams tackles. 11/22 vs. BUF: Saw action on special teams. 11/29 AT SF: Saw

WILLIAM MIDDLETON'S CAREER STATISTICS

YEAR	TEAM	GP/GS	TKL	SOLO	ASST	ST	SACKS	FF	FR	INT	PD	TFL
2009	Jacksonville	12/0	7	7	0	12	0.0	0	0	0	0	1

action on special teams and finished with one tackle. 12/6 vs. HOU: Saw action at CB on 26 snaps and finished with one solo tackle. Recorded one special teams tackle. 12/13 vs. MIA: Saw action at CB on 10 snaps and on special teams. Finished with one special teams tackle. 12/17 vs. IND: Saw action at CB on 26 snaps and finished with two solo tackles including one for loss. Also saw action on special teams. 12/27 AT NE: Saw action at CB on season-high 27 snaps and finished with three solo tackles. Recorded one special teams tackle. 1/3 AT CLE: Saw action on defense on seven snaps and finished with one solo tackle. Finished with one special teams tackle.

2009 JAGUARS UPDATED PLAYER BIOGRAPHIES

86

ZACH MILLER TIGHT END

6-4, 245 LBS.
NEBRASKA-OMAHA
ROOKIE

Former college QB who made move to TE ... Only third TE drafted by the Jaguars in the last seven years.

2009

9/13 AT IND: Inactive. **9/20 vs. ARI:** Inactive. **9/27 AT HOU:** Saw limited action at TE. Finished with one special teams tackle in first NFL game. **10/4 vs. TEN:** Saw action at TE and on special teams. Finished with three receptions for 14 yards. **10/11 AT SEA:** Saw action at TE and on special teams. Finished with one reception for two yards. **10/18 vs. STL:** Saw action at TE and on special teams. Finished with one reception for 14 yards which came on a crucial fourth quarter drive that gave the Jaguars their first lead of the game. **11/1 AT TEN:** Saw action at TE and on special teams. Finished with one special teams tackle and recovered a fumble by Mercedes Lewis on a 20-yard passing play late in the third quarter. **11/8 vs. KC:** Saw action at TE and on special teams. Finished with

ZACH MILLER'S CAREER STATISTICS

RECEIVING	GP/GS	NO	YDS	AVG	LG	TD
2009 Jacksonville	14/0	21	212	10.1	62	2

ADDITIONAL STATISTICS: Special teams tackles: 9 in 2009; One kickoff return for 16 yards in 2009

one special teams tackle. **11/15 AT NYJ:** Saw action at TE and on special teams. Finished with one reception for 11 yards in the fourth quarter. **11/22 vs. BUF:** Saw action at TE and on special teams. Finished with one tackle. **11/29 AT SF:** Saw action at TE and on special teams. Finished with one reception for 10 yards. **12/6 vs. HOU:** Saw action at TE and finished with three receptions for team-high 76 receiving yards. Connected with David Garrard on a career-long 62-yard reception in the second quarter, the longest reception by a tight end in franchise history. **12/13 vs. MIA:** Saw action at TE and on special teams. **12/17 vs. IND:** Saw action at TE and on special teams. Finished with one reception for six yards and returned a kickoff for 16 yards. Had three special teams tackles. **12/27 AT NE:** Saw action at TE and on special teams. Finished with two receptions for 12 yards. **1/3 AT CLE:** Saw action at TE and on special teams. Finished with team and career-high eight receptions for 69 yards and two TDs. Hooked up with David Garrard for six-yard and 15-yard TDs in the fourth quarter.

75

EUGENE MONROE OFFENSIVE TACKLE

6-5, 320 LBS.
VIRGINIA
ROOKIE

Started 13 of 15 games ... Only the second offensive lineman chosen by the Jaguars in the first round in franchise history (Tony Boselli, 1995) ... Earned starting LT job in the preseason ... Along with RT Eben Britton, became first rookie OT duo to start season opener.

2009

9/13 AT IND: Made NFL debut at LT. Along with RT Eben Britton, became first rookie OT duo in franchise history to start season opener. **9/20 vs. ARI:** Started at LT. Helped QB David Garrard to 282 yards passing with two TDs.

CAREER SERVICE

YEAR	TEAM	GP/GS
2009	Jacksonville	15/13

9/27 AT HOU: Started at LT. Helped team to 399 yards of total offense, including 185 rushing yards. **10/4 vs. TEN:** Inactive (illness). **10/11 AT SEA:** Saw limited action at LT. **10/18 vs. STL:** Started at LT and helped offense to 492 total yards, fourth-most in team history. **11/1 AT TEN:** Saw action at LT in reserve role. **11/8 vs. KC:** Started at LT and helped offense to 426 total yards including 173 rushing yards. **11/15 AT NYJ:** Started at LT and helped offense to 347 total yards including 139 rushing yards. **11/22 vs. BUF:** Started at LT and helped offense to 310 total yards. **11/29 AT SF:** Started at LT and helped offense to 357 total yards. **12/6 vs. HOU:** Started at LT. **12/13 vs. MIA:** Started at LT. **12/17 vs. IND:** Started at LT. **12/27 AT NE:** Started at LT. **1/3 AT CLE:** Started at LT.

94

JEREMY NAVARRE DEFENSIVE END

6-2, 260 LBS.
MARYLAND
ROOKIE

One of six undrafted rookies on 2009 roster ... Activated from practice squad on 11/23.

2009

9/20 vs. ARI: Inactive. **9/27 vs. HOU:** Inactive. **11/29 AT SF:** Saw action at DE on

JEREMY NAVARRE'S CAREER STATISTICS

YEAR	TEAM	GP/GS	TKL	SOLO	ASST	ST	SACKS	FF	FR	PD	TFL
2009	Jacksonville	6/0	5	3	2	0	0.0	0	0	0	1

seven snaps. Also saw action on special teams. **12/6 vs. HOU:** Saw action at DE on nine snaps. Also saw action on special teams. **12/13 vs. MIA:** Saw action on special teams. **12/17 vs. IND:** Saw action on special teams. **12/27 AT NE:** Saw action on special teams. **1/3 AT CLE:** Saw action at DE on 49 snaps and finished with four tackles (three solo) including one for loss.

25

REGGIE NELSON SAFETY

5-11, 202 LBS.
FLORIDA
EXP: 3RD YEAR

Former first-round pick in 2007 has started 42 of 45 games (41 at FS, 1 at CB) in three seasons ... Big-play defender with explosive speed.

2009

9/13 AT IND: Started at FS. Finished with seven tackles (six solo). **9/20 vs. ARI:** Started at FS. Finished with seven tackles. **9/27 AT HOU:** Started at FS and saw action on special teams. Finished with five tackles (four solo) and one pass defended. Had one special teams tackle. **10/4 vs. TEN:** Started at FS and did not miss a snap. Finished with season-high nine tackles (six solo) and recorded first career fumble recovery. **10/11 AT SEA:** Started at FS and finished with two tackles (one solo) and one pass defended. Played all 75 snaps. **10/18 vs. STL:** Started at FS and finished with five tackles (four solo) including one for

REGGIE NELSON'S CAREER STATISTICS

TACKLES	GP/GS	TKL	SOLO	ASST	ST	SACKS	FF	FR	INT	PD	TFL
2007 Jacksonville	16/15	82	57	25	9	1.0	2	0	*5	12	1
2008 Jacksonville	13/13	64	45	19	5	0.0	0	0	2	3	0
2009 Jacksonville	16/14	77	60	17	4	0.0	0	1	0	6	2
NFL totals: 3 years	45/42	223	162	61	18	1.0	2	1	7	21	3

*Team leader

loss while playing on all 55 snaps. **11/1 AT TEN:** Made first career start at CB for injured Rashean Mathis and finished with seven solo tackles on 60 snaps. **11/8 vs. KC:** Started at FS and finished with five tackles (three solo) and two passes defended on 58 snaps. **11/15 AT NYJ:** Started at FS and finished with four solo tackles and one pass defended on 60 snaps. **11/29 AT SF:** Started at FS and finished with six tackles (five solo) on 55 snaps. **12/6 vs. HOU:** Started at FS and finished with three tackles (two solo) on 61 snaps. **12/13 vs. MIA:** Started at FS and finished with four solo tackles on 48 snaps. **12/17 vs. IND:** Started at FS and finished with four solo tackles and one pass defended on 53 snaps. **12/27 AT NE:** Saw action at FS on 14 snaps and finished with four tackles (three solo). **1/3 AT CLE:** Finished with one special teams tackle.

2009 JAGUARS UPDATED PLAYER BIOGRAPHIES

77 UCHE NWANERI
GUARD/CENTER
 6-3, 329 LBS.
 PURDUE
 EXP: 3RD YEAR

Interior offensive lineman who can play both guard and center ... Regarded as one of the sleepers of the 2007 draft.

2009

9/13 AT IND: Saw action at RG and on special teams. **9/20 vs. ARI:** Saw action at RG and on special teams. **9/27 AT HOU:** Saw extensive action at RG after Maurice Williams moved to RT to replace the injured Eben Britton. Helped team to 399 yards of total offense, including 185 rushing yards.

10/4 vs. TEN: Started at RG and helped team to season-high 442 yards of total offense and David Garrard to 323 yards passing, the second-highest

CAREER SERVICE		
YEAR	TEAM	GP/GS
2007	Jacksonville	9/1
2008	Jacksonville	16/15
2009	Jacksonville	16/13
NFL totals: 3 years		41/29

total of his career. **10/11 AT SEA:** Started at RG for second consecutive game. **10/18 vs. STL:** Started at RG and helped offense to 492 total yards, fourth-most in team history. **11/1 AT TEN:** Started at RG and helped pave way for a rushing attack that finished with 217 yards on 16 carries (13.6 avg.). **11/8 vs. KC:** Started at RG and helped offense to 426 total yards including 173 rushing yards. **11/15 AT NYJ:** Started at RG and helped offense to 347 total yards including 139 rushing yards. **11/22 vs. BUF:** Started at RG and helped offense to 310 total yards. **11/29 AT SF:** Started at LG and helped offense to 357 total yards. **12/6 vs. HOU:** Started at RG. **12/13 vs. MIA:** Started at RG. **12/17 vs. IND:** Started at RG. **12/27 AT NE:** Started at RG. **1/3 AT CLE:** Started at RG.

24 MONTELL OWENS
FULLBACK
 5-10, 225 LBS.
 MAINE
 EXP: 4TH YEAR

Tough and intelligent player who excels on special teams and was voted first alternate for 2010 Pro Bowl ... Has played in 62 career games and ranks second in franchise history with 75 special teams tackles ... Led team with 30 special teams tackles in 2009.

2009

9/13 AT IND: Saw action at FB and on special teams. Had one carry for three yards. **9/20 vs. ARI:** Saw action at FB and on special teams. Had one carry for -2 yards. **9/27 AT HOU:** Saw action at FB and on special teams. Finished with two special teams tackles. **10/4 vs. TEN:** Saw action at FB and on special teams. Played in 50th career game. Recorded two special teams tackles. **10/11 AT SEA:** Saw action at FB and on special teams. Recorded career-high four special teams tackles. **10/18 vs. STL:** Saw action on special teams. **11/1 AT TEN:** Finished with three special teams tackles and moved into second place all-time in franchise history for career special teams tackles with 57. **11/8 vs. KC:** Finished with three special teams tackles for the second consecutive game. **11/15 AT NYJ:** Saw action on special teams. **11/22 vs. BUF:** Saw action on special teams and finished with two tackles. **11/29 AT SF:** Saw action on special

MONTELL OWENS' CAREER STATISTICS							
RUSHING		GP/GS	NO	YDS	AVG	LG	TD
2006	Jacksonville	14/0	0	0	0.0	0	0
2007	Jacksonville	16/0	0	0	0.0	0	0
2008	Jacksonville	16/0	2	43	21.5	41t	2
2009	Jacksonville	16/0	2	1	0.5	3	0
NFL totals: 4 years		62/0	4	44	11.0	41t	2
RECEIVING		GP/GS	NO	YDS	AVG	LG	TD
2006	Jacksonville	14/0	0	0	0.0	0	0
2007	Jacksonville	16/0	0	0	0.0	0	0
2008	Jacksonville	16/0	2	17	8.5	10	0
2009	Jacksonville	16/0	0	0	0.0	0	0
NFL totals: 4 years		62/0	2	17	8.5	10	0

ADDITIONAL STATISTICS: 1 kickoff return for 4 yards in 2006; 2 kickoff returns for 30 yards in 2008; 3 kickoff returns for 49 yards in 2009; 8 special teams tackles in 2006; 19 special teams tackles in 2007; 18 special teams tackles in 2008; 30 special teams tackles in 2009; 1 forced fumble on 9/23/07 at Denver; 1 fumble recovery for TD on 11/2/08 at Cincinnati

teams and finished with one tackle. Recorded one kickoff return for 17 yards. **12/6 vs. HOU:** Saw action on special teams and finished with three tackles. **12/13 vs. MIA:** Saw action at FB and on special teams. Finished with one tackle. **12/17 vs. IND:** Saw action at FB and on special teams. Finished with four tackles. **12/27 AT NE:** Saw action at FB and on special teams. **1/3 AT CLE:** Saw action at FB and on special teams. Finished with three special teams tackles, tying the franchise single-season record with 30. Had one kickoff return for three yards.

93 GREG PETERSON
DEFENSIVE TACKLE
 6-5, 315 LBS.
 NORTH CAROLINA CENTRAL
 EXP: 3RD YEAR

Third-year defensive tackle who played 12 games for Tampa Bay over two seasons ... Was waived/injured by the Buccaneers on August 13 ... Career totals include 20 tackles and 1.5 sacks.

2009

10/4 vs. TEN: Inactive. **10/11 AT SEA:** Inactive. **10/18 vs. STL:** Inactive. **11/1 AT**

GREG PETERSON'S CAREER STATISTICS										
YEAR	TEAM	GP/GS	TKL	SOLO	ASST	SACKS	FF	FR	INT	PD
2007	Tampa Bay	10/0	19	17	2	1.5	0	1	0	1
2008	Tampa Bay	2/0	0	0	0	0.0	0	0	0	0
2009	Jacksonville	2/0	1	0	1	0.0	0	0	0	0
NFL totals: 3 years		14/0	20	17	3	1.5	0	1	0	1

TEN: Inactive. **11/8 vs. KC:** Inactive. **11/15 AT NYJ:** Inactive. **11/22 vs. BUF:** Inactive. **11/29 AT SF:** Inactive. **12/6 vs. HOU:** Inactive. **12/13 vs. MIA:** Saw action at DT on 10 snaps. **12/17 vs. IND:** Saw action on special teams. **12/27 AT NE:** Inactive. **1/3 AT CLE:** Saw action at DT on 10 snaps and finished with one tackle.

2009 JAGUARS UPDATED PLAYER BIOGRAPHIES

3

ADAM PODLESH PUNTER

5-11, 200 LBS.
MARYLAND
EXP: 3RD YEAR

Finished 2009 with career highs in punts (72), yards (3,017), net average (38.3) and punts inside the 20 (23) ... Possesses strong leg with solid directional kicking abilities ... Also serves as holder on placekicks.

2009

9/13 AT IND: Punted five times for 189 yards (37.8 avg.) Had two punts inside the 20 and a long of 57. **9/20 vs. ARI:** Punted four times for 181 yards (45.3 average). Had one punt inside the 20 and a long of 61. Recorded 100th career punt. **9/27 AT HOU:** Recorded three punts for 106 yards (35.3 avg.). Had a net average of 31.0 with a long of 38 and one punt inside the 20. **10/4 vs. TEN:** Punted three times for 111 yards (37.0 avg.) with a long of 49. Had a net average of 27.7 and one punt inside the 20. **10/11 AT SEA:** Punted season-high eight times for 371 yards (46.4 avg.). Had a long of 54, net avg. of 45.5 and two punts inside the 20. Surpassed 5,000 career punting yards. **10/18 vs. STL:** Punted four times for 145 yards (36.3 avg.). Had a net average of 28.5 and one punt inside the 20. Long was 48. Surpassed 1,000 punting yards for the season. **11/1 AT TEN:** Punted seven times for 309 yards (44.1 avg.). Had a net average of 42.0 and two punts

ADAM PODLESH'S CAREER STATISTICS

PUNTING	GP/GS	GROSS			NET		IN			
		NO	YDS	AVG	FC	AVG	TB	20	LG	BK
2007 Jacksonville	16/0	54	2,249	41.6	4	36.9	2	14	76	0
2008 Jacksonville	11/0	46	1,989	43.2	13	36.6	5	12	60	0
2009 Jacksonville	16/0	72	3,017	41.9	15	38.3	5	23	64	0
NFL totals: 3 years	43/0	172	7,255	42.2	32	37.4	12	49	76	0

inside the 20. Recorded the second-longest punt of his career with a 64-yarder in the first quarter that landed on the TEN five-yard line. **11/8 vs. KC:** Punted four times for 157 yards (39.3 avg.). Had a net average of 33.8 and a long of 51. **11/15 AT NYJ:** Punted four times for 147 yards (36.8 avg.). Had a net average of 35.5 and a long of 44. Recorded one punt inside the 20. **11/22 vs. BUF:** Punted five times for 224 yards (44.8 avg.). Had a net average of 40.8 and a long of 53. Recorded three punts inside the 20. Surpassed 6,000 career punting yards. Tied single-season career high for punts inside the 20. **11/29 AT SF:** Punted four times for 176 yards (43.3 avg.). Had a net avg. of 38.5 and two punts inside the 20. **12/6 vs. HOU:** Punted three times for 148 yards (49.3 avg.). Had a net avg. of 45.0 and two punts inside the 20 with a long of 54. **12/13 vs. MIA:** Punted seven times for 302 yards (43.1 avg.). Had a net avg. of 39.4 and two punts inside the 20 with a long of 62. **12/17 vs. IND:** Punted three times for 134 yards (44.7 avg.). Had a net avg. of 42.0 with a long of 52. **12/27 AT NE:** Punted four times for 155 yards (38.8 avg.). Had a net avg. of 36.5 and two punts inside the 20 with a long of 47. **1/3 AT CLE:** Punted four times for 145 yards (36.3 avg.). Had a net avg. of 31.8 with a long of 43 and one punt inside the 20.

88

ZACH POTTER TIGHT END

6-7, 280 LBS.
NEBRASKA
ROOKIE

Originally signed by New York Jets as an undrafted rookie on 5/1/09 ... Waived on 9/5/09 ... Signed by Jacksonville to practice squad on 9/17/09 ... Signed to active roster on 12/21/09.

ZACH POTTER'S CAREER STATISTICS

RECEIVING	GP/GS	NO	YDS	AVG	LG	TD
2009 Jacksonville	1/1	1	3	3.0	3	0

2009

12/27 AT NE: Inactive. **1/3 AT CLE:** Made first career start at TE. Recorded first career reception in the third quarter. Finished with one reception for three yards.

10

JOSH SCOBEE PLACEKICKER

6-1, 210 LBS.
LOUISIANA TECH
EXP: 6TH YEAR

One of the NFL's top kickoff specialists with a team-record 91 career touchbacks ... Reached the end zone with 33-of-63 kickoffs in 2009 ... Holds team record with five touchbacks in one game.

2009

9/13 AT IND: Was 2-for-3 on field goal attempts with a long of 46. Recorded a tackle on special teams. Fell just short of a franchise-record attempt of 63 yards at the end of the first half. **9/20 vs. ARI:** Was 1-for-2 on FG attempts with a long of 30. Had a FGA blocked. Was 2-for-2 on PATs. **9/27 AT HOU:** Hit lone FG attempt of with season-long of 52 yards in the first quarter. Finished 4-for-4 on PATs. Recorded one special teams tackle. **10/4 vs. TEN:** Was 3-for-4 on FG attempts, including one from 50, his ninth career 50-plus yard FG. Surpassed 500 career points, joining Mike Hollis (764) as the only two players in franchise history with 500-plus points. Finished franchise-record five touchbacks, tied for 11th-most in NFL history. Was 4-of-4 on PATs and finished with 13 points. **10/11 AT SEA:** Lone kickoff reached end zone. Points scored streak of 61 straight games was snapped. **10/18 vs. STL:** Recorded fifth-career game-winning FG with 36-yarder in OT. Finished 1-for-2 on FGA and 2-for-2 on PATs. Missed FGA was 58-yard try at end of first half. **11/1 AT TEN:** Finished 1-for-2 on PATs. Second attempt was blocked. **11/8 vs. KC:** Was 1-for-2 on FGA and 3-for-3 on PATs. Missed FGA was a 53-yard try. **11/15 AT NYJ:** Was 1-for-2 on

JOSH SCOBEE'S CAREER STATISTICS

SCORING	GP/GS	PAT	ATT	FG	FGA	PCT	LG	PTS
2004 Jacksonville	16/0	21	21	24	31	77.4	53	*93
2005 Jacksonville	16/0	38	39	23	30	76.7	53	*107
2006 Jacksonville	16/0	41	41	26	32	81.3	48	*119
2007 Jacksonville	8/0	26	27	12	13	92.3	48	*62
2008 Jacksonville	16/0	33	33	19	25	76.0	53	*90
2009 Jacksonville	16/0	30	31	18	28	64.3	52	84
NFL totals: 6 years	88/0	189	192	122	159	76.7	53	555
*Team leader								
FG ACCURACY	1-19	20-29	30-39	40-49	50+	TOTAL	PCT	
2004 Jacksonville	0/0	10/10	8/11	5/7	1/3	24/31	77.4	
2005 Jacksonville	0/0	9/9	7/8	5/10	2/3	23/30	76.7	
2006 Jacksonville	0/0	5/6	7/7	14/18	0/1	26/32	81.3	
2007 Jacksonville	0/0	6/6	3/3	3/4	0/0	12/13	92.3	
2008 Jacksonville	0/0	7/7	3/6	5/7	4/5	19/25	76.0	
2009 Jacksonville	0/0	7/8	4/4	3/7	4/9	18/28	64.3	
NFL totals: 6 years	0/0	44/46	32/39	35/53	11/21	122/159	76.7	

FGA and 3-for-3 on PATs. Missed FGA was a 49-yarder that hit the left upright. Converted on game-winning 21-yard FG in final seconds of fourth quarter. Recorded sixth career game-winning FG. **11/22 vs. BUF:** Converted on a 29-yard field goal in the first quarter on his only attempt. Was 1-for-1 on PATs. Recorded a special teams tackle. **11/29 AT SF:** Finished 1-for-3 on FGAs. **12/6 vs. HOU:** Finished 3-for-3 on FGA and 2-for-2 on extra point attempts. Converted on 51-yard FGA in first quarter. **12/13 vs. MIA:** Converted on a 25-yard FGA in third quarter. Finished 1-for-1 on PATs. **12/17 vs. IND:** Converted on a 50-yard FGA in the first quarter. Finished 4-for-4 on PATs. **12/27 AT NE:** Converted on lone PAT attempt in fourth quarter. **1/3 AT CLE:** Finished 1-for-2 on FGAs. Converted on 47-yard FGA in first quarter. Was 2-for-2 on PATs.

2009 JAGUARS UPDATED PLAYER BIOGRAPHIES

11

MIKE SIMS-WALKER WIDE RECEIVER

6-2, 214 LBS.
CENTRAL FLORIDA
EXP: 3RD YEAR

Precise route runner who saw first career action in 2008 ... In 2009 led team in receptions (63), receiving yards (869) and TD receptions (7) ... Recorded 100-plus receiving yards in three games.

2009

9/13 AT IND: Saw time at WR. **9/20 vs. ARI:** Started at WR. Finished with six receptions and recorded second 100-yard receiving game of his career with 106 yards. Had a long catch of 34 yards in the fourth quarter. Caught a 19-yard TD pass from David Garrard in the fourth quarter, his first career TD reception.

9/27 AT HOU: Started at WR. Finished with six receptions for 81 yards. Had game-long reception of 28 yards from David Garrard, which helped set up a Maurice Jones-Drew TD. **10/4 vs. TEN:** Started at WR. Finished with seven receptions for 91 yards and a career-high two TDs. Became first Jaguars receiver to have two TDs in a game since Reggie Williams had two on 12/30/07 at Houston. Scored both TDs in the second quarter (9 yards, 15 yards).

10/11 AT SEA: Inactive. **10/18 vs. STL:** Started at WR and finished with nine receptions for 120 yards. Recorded a career-long 35-yard reception from David Garrard in the first quarter. **11/1 AT TEN:** Started at WR and finished with two receptions for nine yards. **11/8 vs. KC:** Started at WR and finished with six receptions for a career-high 147 yards, the most receiving yards by a Jaguars

MIKE SIMS-WALKER'S CAREER STATISTICS

RECEIVING	GP/GS	NO	YDS	AVG	LG	TD
2008 Jacksonville	9/1	16	217	13.6	32	0
2009 Jacksonville	15/14	*63	*869	13.8	61†	*7
NFL totals: 2 years	24/15	79	1,086	13.7	61†	7

ADDITIONAL STATISTICS: 3 special teams tackles in 2008
*Team leader

WR since Dec. 10, 2000 vs. Arizona (Jimmy Smith). Pulled in a career-long 61-yard TD reception from David Garrard in the second quarter. **11/15 AT NYJ:** Started at WR and finished with three receptions for 49 yards and one TD. Connected with David Garrard on a slant in the third quarter that went 26 yards for a TD. Recorded seventh reception of 25-plus yards, the most by a Jaguars receiver since 2005. **11/22 vs. BUF:** Started at WR and finished with eight receptions for 91 yards and one TD. Hooked up for a game-winning three-yard TD reception with 56 seconds remaining in the fourth quarter. **11/29 AT SF:** Started at WR and finished with four receptions for 46 yards. **12/6 vs. HOU:** Started at WR and finished with one reception for 12 yards. **12/13 vs. MIA:** Started at WR and finished with one reception for six yards. **12/17 vs. IND:** Started at WR and finished with team highs in receptions (6) and receiving yards (64). Hooked up with David Garrard for a 16-yard TD pass in the third quarter. Became the fourth WR in team history to have 55-plus receptions in a season, joining Jimmy Smith, Keenan McCardell and Matt Jones and the third WR in team history with 800-plus receiving yards in a season. **12/27 AT NE:** Started at WR and finished with two receptions for 19 yards. **1/3 AT CLE:** Started at WR and finished with two receptions for 28 yards.

20

ANTHONY SMITH SAFETY

6-0, 200 LBS.
SYRACUSE
EXP: 4TH YEAR

Hard-hitting, fourth-year safety has played in 56 games with 16 starts in four seasons ... Has spent time with Pittsburgh, Green Bay and St. Louis.

2009

11/8 vs. KC: Inactive. **11/15 AT NYJ:** Saw action in nickel packages on 15 snaps and finished with three solo tackles. Recorded one special teams tackle.

11/22 vs. BUF: Saw action at FS on 28 snaps and finished with one solo tackle and two passes defended. Intercepted Ryan Fitzpatrick in fourth quarter on Buffalo's final drive to seal the victory. Recorded one special teams tackle.

11/29 AT SF: Saw action at FS on 23 snaps and finished with four tackles (two

ANTHONY SMITH'S CAREER STATISTICS

YEAR	TEAM	GP/GS	TKL	SOLO	ASST	ST	SACKS	FF	FR	INT	PD
2006	Pittsburgh	16/4	15	13	2	15	0.0	0	0	2	7
2007	Pittsburgh	16/10	74	65	9	3	0.0	1	0	2	4
2008	Pittsburgh	14/0	5	2	3	4	0.0	0	0	0	0
2009	STL/JAX	10/2	28	21	7	7	0.0	0	1	2	3
NFL totals:	4 years	56/16	122	101	21	29	0.0	1	1	6	14

solo). **12/6 vs. HOU:** Saw action at FS on 18 snaps and finished with one solo tackle, one QB pressure and intercepted Rex Grossman in the first quarter. **12/13 vs. MIA:** Saw action at FS on 23 snaps and on special teams. Finished with two tackles (one solo) and one fumble recovery. **12/17 vs. IND:** Saw action at FS on six snaps and finished with two solo tackles and one pass defended. Also saw action on special teams. **12/27 AT NE:** Started at FS and finished with seven tackles (four solo) on 33 snaps. **1/3 AT CLE:** Started at FS and finished with eight tackles (seven solo) on 61 snaps.

53

BRYAN SMITH LINEBACKER

6-2, 250 LBS.
McNEESE STATE
EXP: 2ND YEAR

Second-year pro that was placed on injured reserve on Nov. 24 ... Was 80th overall pick in the 2008 draft by Philadelphia ... Was inactive for all 16 games as a rookie ... Two-time All-America selection at McNeese State, finishing his career with a school-record 31 sacks in 31 games.

2009

10/4 vs. TEN: Saw action at LB on 19 snaps and finished with two solo tackles.

10/11 AT SEA: Saw action at LB on 11 snaps and finished with one pass

BRYAN SMITH'S CAREER STATISTICS

TACKLES	GP/GS	TKL	SOLO	ASST	ST	SACKS	FF	FR	INT	PD	TFL
2009 Jacksonville	6/2	9	4	5	1	0.0	0	0	0	1	1

defended. Recorded one special teams tackle. **10/18 vs. STL:** Played four snaps at LB. **11/1 AT TEN:** Inactive. **11/8 vs. KC:** Saw action at DE on 21 snaps and finished with two tackles and career-high three QB pressures. **11/15 AT NYJ:** Made first career start at DE and finished with four tackles (two solo) including one for loss on 41 snaps. Recorded one QB pressure. **11/22 vs. BUF:** Started at DE and finished with one tackle on seven snaps. Went down with a shoulder injury in the first quarter and did not return.

2009 JAGUARS UPDATED PLAYER BIOGRAPHIES

52

DARYL SMITH LINEBACKER

6-2, 249 LBS.
GEORGIA TECH
EXP: 6TH YEAR

Tough, smart and athletic defender who is emerging as one of the NFL's top linebackers ... Has started at both outside and middle linebacker in 90 of 92 games over six seasons since being selected in the second round (39th overall) of the 2004 draft ... Led team in 2009 with 150 tackles, three forced fumbles and nine tackles for loss.

2009

9/13 AT IND: Started at OLB. Finished with 13 tackles (eight solo). **9/20 vs. ARI:** Started at OLB. Finished with 11 tackles and a forced fumble. **9/27 AT HOU:** Started at OLB. Finished with eight tackles (six solo). Also had three QB pressures and one pass defended. Forced and recovered a fumble by Chris Brown at Houston's 1-yard line in the Texans' final drive to seal the win for the Jaguars. **10/4 vs. TEN:** Started at LB. Finished with team-high 12 tackles (eight solo) and one QB pressure. **10/11 AT SEA:** Started at LB and finished with seven tackles (four solo) on 68 snaps. Recorded a forced fumble. **10/18 vs. STL:** Started at LB and finished with five tackles (three solo) and one pass defended while playing on all 55 snaps. **11/1 AT TEN:** Started at LB and finished with 12 tackles (nine solo) including one for loss on 62 snaps. **11/8 vs. KC:** Started at LB and finished with nine tackles (eight solo) including two for loss on 57

95

MONTAVIOUS STANLEY DEFENSIVE TACKLE

6-2, 302 LBS.
LOUISVILLE
EXP: 4TH YEAR

Fourth-year defensive tackle has spent time with Dallas, St. Louis, Jacksonville, Atlanta and New Orleans.

2009

9/13 AT IND: Saw action for three snaps at DT and on special teams. Recorded a solo tackle. **9/20 vs. ARI:** Inactive. **9/27 AT HOU:** Saw action for 18 snaps at DT and on special teams. Finished with three solo tackles and one sack. **10/4 vs. TEN:** Played in 11 snaps at DT. Finished with one solo tackle and recorded first career pass defended. **10/11 AT SEA:** Saw action at DT on 14 snaps. Finished with two solo tackles. **10/18 vs. STL:** Saw action at DT on 15 snaps and finished with three tackles (two solo). **11/1 AT TEN:** Saw action at DT on 21 snaps and

31

SCOTT STARKS CORNERBACK

5-9, 178 LBS.
WISCONSIN
EXP: 5TH YEAR

Special teams standout who sees action at cornerback ... Ranked among top three on the team in special teams tackles in each of his first three seasons including a career-high 20 in 2007 ... Placed on IR on 11/7 (hamstring).

2009

9/13 AT IND: Saw action in nickel packages and on special teams. Finished with four tackles (three solo) and one pass defended.

DARYL SMITH'S CAREER STATISTICS

TACKLES	GP/GS	TKL	SOLO	ASST	ST	SACKS	FF	FR	INT	PD	TFL
2004 Jacksonville	15/13	78	43	35	3	2.0	0	1	1	3	3
2005 Jacksonville	16/16	117	68	49	0	4.0	1	0	1	0	7
2006 Jacksonville	16/16	*170	107	63	1	3.0	1	0	1	5	7
2007 Jacksonville	15/15	117	79	38	0	1.5	0	2	0	8	6
2008 Jacksonville	14/14	130	89	41	0	2.5	1	0	0	4	4
2009 Jacksonville	16/16	*150	*101	49	0	1.5	3	2	1	4	*9
NFL totals: 6 years	92/90	762	487	275	4	14.5	6	5	4	24	36

*Team leader

snaps. Sacked Matt Cassel on first play of third quarter and teamed up with Terrance Knighton to sack Cassel in fourth quarter. **11/15 AT NYJ:** Started at LB and finished with seven tackles (five solo) and one QB pressure on 64 snaps. **11/22 vs. BUF:** Started at LB and finished with five tackles (four solo) and one pass defended on 54 snaps. **11/29 AT SF:** Started at LB and finished with team-high 11 tackles (six solo) and two QB pressures on 61 snaps. Reached 100 total tackles for fifth-straight season. **12/6 vs. HOU:** Started at LB and finished with team-high 11 tackles (seven solo) including one for loss on 63 snaps. Recorded one QB pressure. **12/13 vs. MIA:** Started at LB and finished with 11 tackles (seven solo) including one for loss on 71 snaps. Recorded one pass defended. **12/17 vs. IND:** Started at LB and also saw action at DE. Played in 52 snaps. Finished with one solo tackle. Intercepted Peyton Manning on a tipped ball by Reggie Nelson in the third quarter. **12/27 AT NE:** Started at LB and finished with team-high 12 tackles (eight solo) including one for loss with one fumble recovery. **1/3 AT CLE:** Started at LB and finished with team-high 15 tackles (10 solo) including one for loss on 61 snaps. Recorded a QB pressure.

MONTAVIOUS STANLEY'S CAREER STATISTICS

YEAR	TEAM	GP/GS	TKL	SOLO	ASST	SACKS	FF	FR	INT	PD	TFL
2006	Atlanta	3/0	4	4	0	0.5	1	0	0	0	0
2007	Atlanta	14/6	35	25	10	0.0	0	2	0	0	0
2008	New Orleans	1/0	0	0	0	0.0	0	0	0	0	0
2009	Jacksonville	15/0	24	17	7	1.0	0	0	0	3	1
NFL totals: 4 years		33/6	63	46	17	1.5	1	2	0	3	1

finished with two tackles (one solo). **11/8 vs. KC:** Saw action at DT and finished with two tackles (one solo) including for loss and one pass defended on 18 snaps. **11/15 AT NYJ:** Saw action at DT on 18 plays and finished with one solo tackle. **11/22 vs. BUF:** Saw action at DT on 11 snaps and finished with one solo tackle. **11/29 AT SF:** Saw action at DT on 18 snaps and finished with one QB pressure and one pass defended. **12/6 vs. HOU:** Saw action at DT on 24 snaps and finished with two tackles (one solo). **12/13 vs. MIA:** Saw action at DT on 39 snaps and finished with three tackles (one solo). **12/17 vs. IND:** Saw action at DT on 17 snaps and finished with one tackle. **12/27 AT NE:** Saw action at DT on 20 snaps and finished with one solo tackle. **1/3 AT CLE:** Saw action at DT on 21 snaps and finished with one solo tackle.

SCOTT STARKS' CAREER STATISTICS

TACKLES	GP/GS	TKL	SOLO	ASST	ST	SACKS	FF	FR	INT	PD	TFL
2005 Jacksonville	16/0	4	3	1	10	0.0	0	0	0	3	0
2006 Jacksonville	16/1	27	14	13	14	0.0	2	0	1	2	0
2007 Jacksonville	16/0	16	11	5	20	0.0	0	0	1	3	0
2008 Jacksonville	1/0	0	0	0	0	0.0	0	0	0	0	0
2009 Jacksonville	5/0	7	4	3	2	0.0	0	0	0	1	0
NFL totals: 5 years	54/1	54	32	22	46	0.0	2	0	2	9	0

9/20 vs. ARI: Saw action at CB on 26 plays and on special teams. Finished with three tackles (one solo). **9/27 AT HOU:** Saw action on special teams. Finished with two special teams tackles. Returned one punt for no yards. Played one snap at CB. **10/4 vs. TEN:** Saw action on special teams. **10/11 AT SEA:** Inactive. **10/18 vs. STL:** Inactive. **11/1 AT TEN:** Saw action at CB on three snaps.

2009 JAGUARS UPDATED PLAYER BIOGRAPHIES

80

MIKE THOMAS WIDE RECEIVER/KICK RETURNER

5-8, 198 LBS.
ARIZONA
ROOKIE

One of three receivers selected by the Jaguars, the second-most in franchise history (4, 1996) ... Teammate of Jaguars 2009 second-round pick Eben Britton at Arizona ... Set franchise record for most receptions by a rookie (48).

2009

9/13 AT IND: Inactive. **9/20 vs. ARI:** Inactive. **9/27 AT HOU:** Saw first career career action at WR. Finished with one reception for 10 yards. Recorded two carries for 35 yards on end-around plays, including a long of 22. **10/4 vs. TEN:** Made first career start at WR. Finished with 153 all-purpose yards (31 receiving, 9 rushing, 38 punt return and 75 kickoff return). Had five receptions for 31 yards, three rushes for nine yards and three punt returns for 38 yards (12.7 avg.) with a long of 34 and two kickoff returns for 75 yards (37.5 avg.) with a long of 42. **10/11 AT SEA:** Started at WR. Had one reception for 28 yards in the third quarter which was the Jaguars' longest play of the game. Had three kickoff returns for 56 yards (18.7 avg.) and two punt returns for minus-one yard. **10/18 vs. STL:** Finished with career-highs in receptions (7) and receiving yards (52). Made crucial third-down 17-yard reception in overtime that helped lead to Josh Scobee's game-winning FG. Had one kickoff return for 21 yards and two punt returns for eight yards. **11/1 AT TEN:** Saw action at WR and special teams. Finished with team highs in receptions (4) and receiving yards (55). Had one carry for seven yards on an end-around play. Finished with 208 all-purpose yards (55 receiving, 7 rushing, 146 kickoff returns). Recorded five kickoff returns for 146 yards and tied his career-long with a 42-yard return. Also had a 40-yard return. **11/8 vs. KC:** Saw action at WR and on special teams. Finished with one reception for minus-two yards and one carry for 18 yards.

MIKE THOMAS' CAREER STATISTICS							
RECEIVING		GP/GS	NO	YDS	AVG	LG	TD
2009	Jacksonville	14/4	48	453	9.4	28	1
RUSHING		GP/GS	NO	YDS	AVG	LG	TD
2009	Jacksonville	14/4	12	86	7.2	22	0
KICKOFF RETURNS		GP/GS	NO	YDS	AVG	LG	TD
2009	Jacksonville	14/4	#26	#644	24.8	43	0
PUNT RETURNS		GP/GS	NO	FC	YDS	AVG	LG
2009	Jacksonville	14/4	#14	4	#118	8.4	44
#Team leader							

Recorded one punt return for a career-long 44 yards. Had two kickoff returns for 35 yards. **11/15 AT NYJ:** Saw action at WR and special teams. Finished with team-high four receptions for 46 yards. Had one punt return that was fair caught. **11/22 vs. BUF:** Saw action at WR and finished with two receptions for three yards. Rushed once for 12 yards on an end around play that went for a first down in the third quarter. **11/29 AT SF:** Saw action at WR and finished with four receptions for a career and team-high 62 yards. Hooked up with David Garrard for receptions of 25 and 19 yards. **12/6 vs. HOU:** Saw action at WR and on special teams. Finished with three receptions for 21 yards and two carries for four yards. Returned three kickoffs for 59 yards (19.7 avg.) with a long of 27. Returned two punts for 12 yards. **12/13 vs. MIA:** Saw action at WR and on special teams. Finished with one reception for five yards. Recorded one kickoff return for 18 yards. **12/17 vs. IND:** Saw action at WR and on special teams. Finished with two receptions for 20 yards. Had two kickoff returns for 82 yards including a long return of 43 and two punt returns for 17 yards. **12/27 AT NE:** Saw action at WR and on special teams. Finished with team highs in receptions (6) and receiving yards (57). Recorded three kickoff returns for 76 yards (25.3) avg. with a long of 28. Surpassed Matt Jones (36, 2005) for the most receptions by a rookie wide receiver in franchise history with 41. **1/3 AT CLE:** Started at WR and tied career high with seven receptions for 65 yards.

72

TRA THOMAS OFFENSIVE TACKLE

6-7, 316 LBS.
FLORIDA STATE
EXP.: 12TH YEAR

Three-time Pro Bowl selection who has started 168 of 174 games in 12 seasons ... Was mainstay on the Eagles offensive line since being selected with the 11th overall pick in the 1998 draft.

2009

9/13 AT IND: Dressed but did not play. **9/20 vs. ARI:** Saw action on special teams. **9/27 AT HOU:** Saw action in short-yardage situations. **10/4 vs. TEN:** Started at LT in place of Eugene Monroe, who was inactive due to an illness. Helped team to season-high 442 yards of total offense and David Garrard to 323 yards passing, the second-highest total of his career. **10/11 AT SEA:** Started at LT. **10/18 vs. STL:** Saw action at LT and helped offense to 492 total yards, fourth-most in team history. **11/1 AT TEN:** Started at LT. **11/8 vs. KC:**

CAREER SERVICE					
YEAR	TEAM	GP/GS	PLAYOFFS		
1998	Philadelphia	16/16	YEAR	TEAM	GP/GS
1999	Philadelphia	16/15	2000	Philadelphia	2/2
2000	Philadelphia	16/16	2001	Philadelphia	3/3
2001	Philadelphia	15/15	2002	Philadelphia	2/2
2002	Philadelphia	16/16	2003	Philadelphia	2/2
2003	Philadelphia	15/15	2004	Philadelphia	3/3
2004	Philadelphia	15/15	2006	Philadelphia	2/2
2005	Philadelphia	10/10	2008	Philadelphia	3/3
2006	Philadelphia	16/16	NFL totals: 17/17		
2007	Philadelphia	15/15			
2008	Philadelphia	16/16			
2009	Jacksonville	8/3			
NFL totals: 12 years		174/168			

Saw action at LT. **11/15 AT NYJ:** Saw action at LT. **11/22 vs. BUF:** Inactive. **11/29 AT SF:** Inactive. **12/6 vs. HOU:** Dressed but did not play. **12/13 vs. MIA:** Dressed but did not play. **12/17 vs. IND:** Dressed but did not play. **12/27 AT NE:** Inactive. **1/3 AT CLE:** Inactive.

85

ERNEST WILFORD TIGHT END

6-4, 235 LBS.
VIRGINIA TECH
EXP.: 6TH YEAR

Sixth-year veteran was originally a fourth-round pick of the Jaguars in 2004 ... Is just the eighth player in franchise history to record 2,000 career receiving yards as a Jaguar ... Spent 2008 season and 2009 preseason with Miami before re-signing with the Jaguars ... Started career at WR before making switch to TE in 2009 ... Tied for fourth in franchise history with 15 career receiving TDs.

2009

9/13 AT IND: Saw action at TE and on special teams. **9/20 vs. ARI:** Started at TE and saw time on special teams. Thrown at once. **9/27 AT HOU:** Saw extensive action at TE. Had one reception for 13 yards. **10/4 vs. TEN:** Saw extensive action at TE. Had season-long catch of 29 yards in the second quarter which set up a nine-yard Mike Sims-Walker TD reception. **10/11 AT SEA:** Started at TE. **10/18 vs. STL:** Saw action at TE and finished with one reception for one

ERNEST WILFORD'S CAREER STATISTICS						
YEAR	TEAM	GP/GS	NO	YDS	AVG	LG
2004	Jacksonville	15/3	19	271	14.3	46
2005	Jacksonville	16/8	41	681	16.6	39
2006	Jacksonville	16/12	36	524	14.6	41
2007	Jacksonville	16/14	45	518	11.5	35
2008	Miami	7/0	3	25	8.3	15
2009	Jacksonville	15/7	11	123	11.2	30
NFL totals: 6 years		85/44	155	2,142	13.8	46
						15

yard. **11/1 AT TEN:** Started at TE and finished with two receptions for 18 yards. **11/8 vs. KC:** Started at TE. **11/15 AT NYJ:** Inactive (ankle). **11/22 vs. BUF:** Saw action at TE and on special teams. **11/29 AT SF:** Started at TE and finished with two receptions for 39 yards. Connected with David Garrard for the Jaguars' longest offensive play on a 30-yard reception in the third quarter. **12/6 vs. HOU:** Saw action at TE and finished with two receptions for 11 yards and one TD. Hooked up with David Garrard for a four-yard TD pass in the second quarter. Moved into a tie for fourth place in team history with his 15th career receiving TD. **12/13 vs. MIA:** Saw action at TE and on special teams. Finished with one reception for five yards. **12/17 vs. IND:** Saw action at TE and on special teams. Finished with one reception for seven yards. **12/27 AT NE:** Started at TE and saw action on special teams. **1/3 AT CLE:** Started at TE and saw action on special teams.

2009 JAGUARS UPDATED PLAYER BIOGRAPHIES

90

JULIUS WILLIAMS **DEFENSIVE END**

6-2, 260 LBS.
CONNECTICUT
ROOKIE

Young, undersized pass rusher that has speed off the edge ... One of six undrafted rookies and one of 15 undrafted rookies since Jack Del Rio began his coaching tenure in 2003 to make the opening day roster.

2009

9/13 AT IND: Inactive. **9/20 vs. ARI:** Saw action on five snaps in first career game. **9/27 vs. HOU:** Saw action as an OLB for 13 snaps and had two tackles. **10/4 vs. TEN:** Saw action at OLB for 18 snaps. **10/11 AT SEA:** Saw action at OLB on 21 snaps and finished with one solo tackle. Recorded one special teams tackle. **10/18 vs. STL:** Saw action at LB on four snaps and finished with one

JULIUS WILLIAMS' CAREER STATISTICS

YEAR	TEAM	GP/GS	TKL	SOLO	ASST	ST	SACKS	FF	FR	PD	TFL
2009	Jacksonville	11/1	10	6	4	1	0.0	0	0	0	0

solo tackle. **11/1 at TEN:** Saw action at LB on three snaps. **11/8 vs. KC:** Saw action at DE and finished with one solo tackle on 14 snaps. Also saw action on special teams. **11/15 AT NYJ:** Saw action at DE on 16 snaps and finished with three tackles (one solo). **11/22 vs. BUF:** Saw action at DE on 25 snaps and finished with two tackles (one solo) and one QB pressure. **11/29 AT SF:** Made first career start at DE and saw action on 28 snaps. **12/6 vs. HOU:** Inactive. **12/13 vs. MIA:** Inactive. **12/17 vs. IND:** Inactive. **12/27 AT NE:** Saw action on special teams. **1/3 AT CLE:** Inactive.

84

TROY WILLIAMSON **WIDE RECEIVER**

6-1, 203 LBS.
SOUTH CAROLINA
EXP: 5TH YEAR

Former seventh overall pick in 2005 draft, the highest drafted wide receiver in Vikings history ... Was acquired by the Jaguars via trade on Feb. 29, 2008 ... placed on IR on 9/23 after injuring his shoulder on 9/20 vs. ARI.

2009

9/13 AT IND: Started at WR. Tallied one reception for 10 yards. **9/20 vs. ARI:** Saw action at WR. Finished with two receptions for 24 yards. Had a long catch of 13 yards. Suffered shoulder injury and did not return.


TROY WILLIAMSON'S CAREER STATISTICS

RECEIVING		GP/GS	NO	YDS	AVG	LG	TD
2005	Minnesota	14/3	24	372	15.5	56	2
2006	Minnesota	14/11	37	455	12.3	46	0
2007	Minnesota	11/8	18	240	13.3	60t	1
2008	Jacksonville	8/2	5	30	6.0	10t	1
2009	Jacksonville	2/1	3	34	11.3	13	0
NFL totals: 5 years		49/25	87	1,131	13.0	60t	4

KICKOFF RETURNS		GP/GS	NO	YDS	AVG	LG	TD
2005	Minnesota	14/3	12	192	16.0	28	0
2006	Minnesota	14/11	14	324	23.1	44	0
2007	Minnesota	11/8	17	387	22.8	56	0
2008	Jacksonville	8/2	4	84	21.0	26	0
NFL totals: 5 years		47/24	47	987	21.0	56	0

ADDITIONAL STATISTICS: 4 special teams tackles in 2008; 3 rushes for 28 yards (11 long) in 2005; 2 rushes for 29 yards (26 long) in 2007; 1 rush for 1 yard in 2008.

JACKSONVILLE
JAGUARS



2009

MISCELLANEOUS STATISTICS

JAGUARS 2009 MISCELLANEOUS STATS

REGULAR SEASON HIGHS & LOWS

	JAGUARS		OPPONENTS	
	HIGH	LOW	HIGH	LOW
Points	37 vs. TEN	0 at SEA	41 by SEA	14 by IND, MIA
First Downs	33 vs. STL	10 at SEA, vs. MIA	26 by NE	13 by STL
Total Offense	492 vs. STL	199 at SEA	464 by NE	262 by STL
Net Yards Rushing	217 at TEN	38 at SEA	305 by TEN	52 by SF
Net Yards Passing	326 vs. STL	113 at TEN	308 by IND	86 by CLE
Offensive Plays	84 vs. STL	49 at TEN	71 by SEA, MIA	51 by BUF
Rushing Attempts	41 vs. KC	15 at SEA	49 by TEN, CLE	14 by KC
Pass Attempts	43 vs. ARI, vs. STL	25 at NE	48 by TEN	11 by CLE
Pass Completions	30 vs. STL	11 vs. MIA	29 by TEN	7 by CLE
Passes Had Intercepted	2 vs. STL, at TEN, at NE	0, 9 times, last vs. MIA	3 by HOU	0, 6 times, last by NE
Sacks Allowed	6 at SF	0 at HOU	3 by KC	0, 8 times, last by CLE
Fumbles	4 vs. ARI	0 at IND	5 by ARI, MIA	0 by STL, TEN, SF, IND
Fumbles Lost	2 vs. ARI, at SEA, at SF	0, 6 times, last at CLE	2 by ARI, MIA	0, 8 times, last by CLE
Total Turnovers	3 vs. ARI, vs. STL	0 at IND, vs. MIA	3, 5 times, last by MIA	0 by SEA, TEN, KC, SF
Penalties	9 at SEA	1 at NE	7 by ARI	1 by SEA, KC, SF
Yards Penalized	73 at SEA	5 at NE	68 by TEN	5 by SF
Time of Possession	42:12 vs. STL	20:17 at TEN	39:43 by TEN	23:36 by BUF
Defensive Interceptions	3 vs. HOU	0, 6 times, last at NE	2 by STL, TEN, NE	0, 9 times, last by MIA
Total Takeaways	3, 5 times, last vs. MIA	0, 4 times, last at SF	3 by ARI, STL	0 by IND, MIA
Longest Drive (plays)	16 at NE (INT), at CLE (TD)		20 by NE (Downs)	
Longest Drive (yards)	95 at CLE (TD)		98 by BUF (TD)	
Third Down Conversions	69% vs. STL (11-16)	15% at SEA (2-13)	67% by IND (8-12)	22% by ARI (2-9)

REGULAR SEASON INDIVIDUAL HIGHS

	JAGUARS		OPPONENTS	
	HIGH	LOW	HIGH	LOW
Yards Rushing	177 by Maurice Jones-Drew at TEN		228 by Chris Johnson (TEN)	
Rushing Attempts	33 by Maurice Jones-Drew vs. STL		33 by Jerome Harrison (CLE)	
Rushing TDs	3 by Maurice Jones-Drew at HOU, vs. STL		2 by Chris Johnson (TEN)	
Receptions	9 by Mike Sims-Walker vs. STL		13 by Wes Welker (NE)	
Yards Receiving	147 by Mike Sims-Walker vs. KC		197 by Terrell Owens (BUF)	
Receiving TDs	2 by Sims-Walker vs. TEN, Z. Miller at CLE		3 by Randy Moss (NE)	
Combined Yards (rush/rec)	173 by Maurice Jones-Drew at TEN		239 by Chris Johnson (TEN)	
All-Purpose Yards	208 by Mike Thomas at TEN		239 by Chris Johnson (TEN)	
Yards Passing	335 by David Garrard vs. STL		308 by Peyton Manning (IND)	
Pass Attempts	43 by David Garrard vs. ARI, vs. STL		48 by Kerry Collins (TEN)	
Pass Completions	30 by David Garrard vs. STL		29 by Kerry Collins (TEN)	
TD Passes	3 by David Garrard vs. TEN, vs. IND		4 by Schaub (HOU), Manning (IND), Brady (NE)	
Interceptions Thrown	2 by David Garrard vs. STL, at TEN, at NE		2 by Collins (TEN), Sanchez (NYJ), Fitzpatrick (BUF)	
Longest Run	80t by Maurice Jones-Drew at TEN		89t by Chris Johnson (TEN)	
Longest Pass Completion	63 by David Garrard to Torry Holt vs. MIA		98t by Ryan Fitzpatrick to Terrell Owens (BUF)	
Longest Kickoff Return	43 by Mike Thomas vs. IND		93t by Chad Simpson (IND)	
Longest Punt Return	44 by Mike Thomas vs. KC		13 by J. Jones (HOU), B. Jones (SF)	
Longest Int. Return	37 by Quentin Groves at NYJ		56 by Brandon Meriweather (NE)	
Longest Punt	64 by Adam Podlesh at TEN		70 by Dustin Colquitt (KC)	
Longest Field Goal	52 by Josh Scobee at HOU		52 by Josh Brown (STL)	
Touchdowns Scored	3 by Maurice Jones-Drew at HOU, vs. STL		3 by Randy Moss (NE)	
Points Scored	18 by Maurice Jones-Drew at HOU, vs. STL		18 by Randy Moss (NE)	

SCORING BY QUARTERS

	JAGUARS					OPPONENTS					Differential		
	1	2	3	4	ot	Tot.	1	2	3	4		ot	Tot.
9/13 at IND	0	6	0	6*	-	12	0	7*	7#	0	-	14	-2
9/20 vs. ARI	3	0	7#	7#	-	17	10*	14&#	7#	0	-	31	-14
9/27 at HOU	3	14**	7*	7*	-	31	7#	14###	3	0	-	24	+7
10/4 vs. TEN	10*	17###	3	7#	-	37	0	3	6#	8*	-	17	+20
10/11 at SEA	0	0	0	0	-	0	3	17###	14###	7^	-	41	-41
10/18 vs. STL	6*	0	0	14**	3	23	7#	3	0	10@	0	20	+3
11/1 at TEN	0	7*	6*	0	-	13	3	10#	10*	7*	-	30	-17
11/8 vs. KC	7*	7#	3	7*	-	24	3	3	0	15###	-	21	+3
11/15 at NYJ	7*	14*#	0	3	-	24	10#	3	0	9*	-	22	+2
11/22 vs. BUF	3	7*	0	8#	-	18	6	3	6#	0	-	15	+3
11/29 at SF	0	3	0	0	-	3	3	14##	3	0	-	20	-17
12/6 vs. HOU	3	17###	3	0	-	23	0	7#	5	6#	-	18	+5
12/13 vs. MIA	0	7*	3	0	-	10	7*	7*	0	0	-	14	-4
12/17 vs. IND	3	14##	14###	0	-	31	0	21!##	7#	7#	-	35	-4
12/27 at NE	0	0	0	7*	-	7	7#	21##	0	7#	-	35	-28
1/3 at CLE	3	0	0	14###	-	17	3	10*	7*	3	-	23	-6
Totals	48	113	46	80	3	290	69	157	75	79	0	380	-90

*=TD Rushing; #=TD Passing; @=TD on Interception Return; %=TD on Punt Return
 ^=TD on Fumble Return; &=TD on Blocked Field Goal; !=TD on Kickoff Return; ~=TD on Blocked Punt Return

INDIVIDUAL STATS GAME-BY-GAME

PASSING

(Att. - Comp. - Yds. - Pct. - TD - Int. - LG - Sacked - Passer Rating)

D. GARRARD

9/13 at IND	*28	14	122	50.0	0	0	26	1-8	61.9
9/20 vs. ARI	*43	23	282	53.5	2	1	34	4-7	79.8
9/27 at HOU	*30	18	214	60.0	0	0	28	0-0	81.8
10/4 vs. TEN	*37	27	323	73.0	3	0	33t	2-18	126.3
10/11 at SEA	*31	18	188	58.1	0	0	28	4-26	75.7
10/18 vs. STL	*43	30	335	69.8	0	2	41	3-9	73.3
11/1 at TEN	*27	14	139	51.9	0	2	25	3-22	35.9
11/8 vs. KC	*27	18	264	66.7	1	0	61t	1-11	110.7
11/15 at NYJ	*26	16	221	61.5	1	0	33	2-13	101.6
11/22 vs. BUF	*30	21	215	70.0	1	1	35	2-7	87.5
11/29 at SF	*36	25	307	69.4	0	0	30	6-46	95.5
12/6 vs. HOU	*28	15	238	53.6	2	0	62	4-22	106.0
12/13 vs. MIA	*26	11	139	42.3	0	0	63	3-17	59.6
12/17 vs. IND	*40	23	223	57.5	3	1	25	2-17	87.8
12/27 at NE	*25	19	185	76.0	0	2	20	2-8	62.9
1/3 at CLE	*39	22	202	56.4	2	1	22	3-5	77.1
Totals	516	314	3,597	60.9	15	10	63	42-236	83.5

L. McCOWN

9/13 at IND									
9/20 vs. ARI									
9/27 at HOU									
10/4 vs. TEN									
10/11 at SEA	1	1	2	100.0	0	0	2	1-3	79.2
10/18 vs. STL									
11/1 at TEN	2	0	0	0.0	0	0	-	1-4	39.6
11/8 vs. KC									
11/15 at NYJ									
11/22 vs. BUF									
11/29 at SF									
12/6 vs. HOU									
12/13 vs. MIA									
12/17 vs. IND									
12/27 at NE	0	0	0	0.0	0	0	0	0-0	-
1/3 at CLE									
Totals	3	1	2	33.3	0	0	2	2-7	42.4

* = Started

RUSHING
(Att. - Yds. - Avg. - LG - TD)

	M. JONES-DREW				M. OWENS				D. GARRARD							
9/13 at IND	*21	97	4.6	26	1	1	3	3.0	3	0	*4	14	3.5	7	0	
9/20 vs. ARI	*13	66	5.1	36	0	1	-2	-2.0	-2	0	*4	27	6.8	13	0	
9/27 at HOU	*23	119	5.2	61t	3	0	0	0.0	0	0	*5	29	5.8	30	1	
10/4 vs. TEN	*6	14	2.3	9t	1	0	0	0.0	0	0	*8	38	4.8	16	0	
10/11 at SEA	*12	34	2.8	18	0	0	0	0.0	0	0	*1	1	1.0	1	0	
10/18 vs. STL	*33	133	4.0	26	3	0	0	0.0	0	0	*4	31	7.8	13	0	
11/1 at TEN	*8	177	22.1	80t	2	0	0	0.0	0	0	*3	22	7.3	12	0	
11/8 vs. KC	*29	97	3.3	10t	1	0	0	0.0	0	0	*9	29	3.2	8	0	
11/15 at NYJ	*24	123	5.1	33t	1	0	0	0.0	0	0	*6	11	1.8	11t	1	
11/22 vs. BUF	*25	66	2.6	10	1	0	0	0.0	0	0	*6	16	2.7	6	0	
11/29 at SF	*15	75	5.0	12	0	0	0	0.0	0	0	*2	10	5.0	5	0	
12/6 vs. HOU	*24	76	3.2	15	0	0	0	0.0	0	0	*8	13	1.6	12	0	
12/13 vs. MIA	*18	59	3.3	13	1	0	0	0.0	0	0	*6	26	4.3	10	0	
12/17 vs. IND	*27	110	4.1	14	1	0	0	0.0	0	0	*2	6	3.0	5	0	
12/27 at NE	*18	63	3.5	14	0	0	0	0.0	0	0	*4	10	2.5	4	1	
1/3 at CLE	*16	82	5.1	30	0	0	0	0.0	0	0	*5	40	8.0	15	0	
Totals		312	1,391	4.5	80t	15	2	1	0.5	3	0	77	323	4.2	30	3

	G. JONES				R. JENNINGS				M. THOMAS							
9/13 at IND	*0	0	0.0	0	0	Did Not Play				Inactive						
9/20 vs. ARI	0	0	0.0	0	0	2	1	0.5	2	0	Inactive					
9/27 at HOU	*0	0	0.0	0	0	1	1	1.0	1	0	3	36	12.0	22	0	
10/4 vs. TEN	3	20	6.7	11	0	9	53	5.9	14	0	*3	9	3.0	11	0	
10/11 at SEA	0	0	0.0	0	0	2	3	1.5	4	0	*0	0	0.0	0	0	
10/18 vs. STL	0	0	0.0	0	0	1	2	2.0	2	0	*0	0	0.0	0	0	
11/1 at TEN	1	3	3.0	3	0	3	8	2.7	5	0	*1	7	7.0	7	0	
11/8 vs. KC	*0	0	0.0	0	0	2	29	14.5	28t	1	1	18	18.0	18	0	
11/15 at NYJ	*0	0	0.0	0	0	2	5	2.5	3	0	0	0	0.0	0	0	
11/22 vs. BUF	*0	0	0.0	0	0	2	8	4.0	6	0	1	12	12.0	12	0	
11/29 at SF	0	0	0.0	0	0	2	11	5.5	8	0	0	0	0.0	0	0	
12/6 vs. HOU	*0	0	0.0	0	0	2	14	7.0	11	0	2	4	2.0	5	0	
12/13 vs. MIA	*0	0	0.0	0	0	1	10	10.0	10	0	0	0	0.0	0	0	
12/17 vs. IND						5	23	4.6	9	0	0	0	0.0	0	0	
12/27 at NE						2	25	12.5	22	0	1	0	0.0	0	0	
1/3 at CLE						3	9	3.0	4	0	0	0	0.0	0	0	
Totals		4	23	5.8	11	0	39	202	5.2	28t	1	12	86	7.2	22	0

Additional Rushes: Zach Miller - 1 for 3 yards, 10/4 vs. TEN

RECEIVING
(No. - Yds. - Avg. - LG - TD)

	T. HOLT				M. JONES-DREW				T. WILLIAMSON						
9/13 at IND	*3	47	15.7	26	0	*5	26	5.2	13	0	*1	10	10.0	10	0
9/20 vs. ARI	6	65	10.8	19	0	*4	17	4.3	6	0	2	24	12.0	13	0
9/27 at HOU	*3	57	19.0	27	0	*4	28	7.0	8	0					
10/4 vs. TEN	*3	42	14.0	21	0	*3	26	8.7	15	0					
10/11 at SEA	*7	95	13.6	25	0	*5	23	4.6	10	0					
10/18 vs. STL	*5	101	20.2	41	0	*5	45	9.0	16	0					
1/1 at TEN	*2	17	8.5	16	0	*1	-4	-4.0	-4	0					
11/8 vs. KC	4	37	9.3	18	0	*3	37	12.3	15	0					
11/15 at NYJ	*2	24	12.0	17	0	*2	22	11.0	19	0					
11/22 vs. BUF	3	31	10.3	15	0	*4	18	4.5	13	0					
11/29 at SF	*4	50	12.5	16	0	*5	35	7.0	17	0					
12/6 vs. HOU	*2	24	12.0	16	0	*1	6	6.0	6	0					
12/13 vs. MIA	*2	71	35.5	63	0	*2	24	12.0	17	0					
12/17 vs. IND	*3	38	12.7	17	0	*5	30	6.0	11	1					
12/27 at NE	*2	23	11.5	15	0	*3	35	11.7	17	0					
1/3 at CLE		Inactive				*1	6	6.0	6	0					
Totals	51	722	14.2	63	0	53	374	7.1	19	1	3	34	11.3	13	0

	M. SIMS-WALKER				M. LEWIS				G. JONES						
9/13 at IND	0	0	0.0	0	0	*3	23	7.7	19	0	*1	9	9.0	9	0
9/20 vs. ARI	*6	106	17.7	34	1	*3	62	20.7	25t	1	0	0	0.0	0	0
9/27 at HOU	*6	81	13.5	28	0	*1	18	18.0	18	0	*1	-1	-1.0	-1	0
10/4 vs. TEN	*7	91	13.0	19	2	*4	76	19.0	33t	1	0	0	0.0	0	0
10/11 at SEA		Inactive				*3	13	4.3	7	0	0	0	0.0	0	0
10/18 vs. STL	*9	120	13.3	35	0	*1	5	5.0	5	0	0	0	0.0	0	0
1/1 at TEN	*2	9	4.5	5	0	1	20	20.0	20	0	0	0	0.0	0	0
11/8 vs. KC	*6	147	24.5	61t	1	*1	3	3.0	3	0	*1	0	0.0	0	0
11/15 at NYJ	*3	49	16.3	26t	1	*2	58	29.0	33	0	*1	4	4.0	4	0
11/22 vs. BUF	*8	91	11.4	28	1	*3	70	23.3	35	0	*1	2	2.0	2	0
11/29 at SF	*4	46	11.5	18	0	*3	40	13.3	22	0	0	0	0.0	0	0
12/6 vs. HOU	*1	12	12.0	12	0	*1	47	47.0	47	0	*0	0	0.0	0	0
12/13 vs. MIA	*1	6	6.0	6	0	*2	30	15.0	16	0	*0	0	0.0	0	0
12/17 vs. IND	*6	64	10.7	19	1	*4	53	13.3	25	0					
12/27 at NE	*2	19	9.5	10	0	*0	0	0.0	0	0					
1/3 at CLE	*2	28	14.0	20	0										
Totals	63	869	13.8	61t	7	32	518	16.2	47	2	5	14	2.8	9	0

	N. HUGHES				J. DILLARD				Z. MILLER							
9/13 at IND	1	7	7.0	7	0											
9/20 vs. ARI	2	8	4.0	8	0											
9/27 at HOU		ps				0	0	0.0	0	0		0	0	0.0	0	0
10/4 vs. TEN		ps				1	14	14.0	14	0		3	14	4.7	7	0
10/11 at SEA		ps				2	29	14.5	18	0		1	2	2.0	2	0
10/18 vs. STL		ps				0	0	0.0	0	0		1	14	14.0	14	0
1/1 at TEN		ps				1	23	23.0	23	0		0	0	0.0	0	0
11/8 vs. KC		ps				1	33	33.0	33	0		0	0	0.0	0	0
11/15 at NYJ		ps				1	7	7.0	7	0		1	11	11.0	11	0
11/22 vs. BUF	0	0	0.0	0	0							0	0	0.0	0	0
11/29 at SF		Inactive										1	10	10.0	10	0
12/6 vs. HOU	1	35	35.0	35t	1							3	74	24.7	62	0
12/13 vs. MIA	0	0	0.0	0	0							0	0	0.0	0	0
12/17 vs. IND	0	0	0.0	0	0							1	6	6.0	6	0
12/27 at NE	1	20	20.0	20	0							2	12	6.0	8	0
1/3 at CLE	0	0	0.0	0	0							8	69	8.6	20	2
Totals	5	70	14.0	35t	1	6	106	17.7	33	0	21	212	10.1	62	2	

	R. JENNINGS				M. THOMAS				E. WILFORD						
9/13 at IND															
9/20 vs. ARI	0	0	0.0	0	0										
9/27 at HOU	1	8	8.0	8	0	1	10	10.0	10	0					
10/4 vs. TEN	0	0	0.0	0	0	*5	31	6.2	10	0					
10/11 at SEA	0	0	0.0	0	0	*1	28	28.0	28	0					
10/18 vs. STL	1	-3	-3.0	-3	0	*7	52	7.4	17	0					
1/1 at TEN	1	1	1.0	1	0	*4	55	13.8	25	0					
11/8 vs. KC	1	9	9.0	9	0	1	-2	-1.0	-2	0					
11/15 at NYJ	0	0	0.0	0	0	4	46	11.5	20	0					
11/22 vs. BUF	0	0	0.0	0	0	2	3	1.5	6	0					
11/29 at SF	2	25	12.5	13	0	4	62	15.5	25	0					
12/6 vs. HOU	1	8	8.0	8	0	3	21	7.0	11	0					
12/13 vs. MIA	2	-2	-0.1	2	0	1	5	5.0	5	0					
12/17 vs. IND	1	5	5.0	5	0	2	20	10.0	13t	1					
12/27 at NE	3	19	6.3	13	0	6	57	9.5	19	0					
1/3 at CLE	3	31	10.3	14	0	*7	65	9.3	22	0					
Totals	16	101	6.3	14	0	48	453	9.4	28	1	11	123	11.2	30	1

Others: Z. Potter - 1 for 3 yards, 1/3 at CLE

KICKOFF RETURNS

(No. - Yds. - Avg. - LG - TD)

	B. WITHERSPOON					R. JENNINGS					M. OWENS				
9/13 at IND	2	54	27.0	28	0	Did Not Play					0	0	0.0	0	0
9/20 vs. ARI		Inactive				3	56	18.7	24	0	1	29	29.0	29	0
9/27 at HOU		Inactive				0	0	0.0	0	0	0	0	0.0	0	0
10/4 vs. TEN		Inactive				0	0	0.0	0	0	0	0	0.0	0	0
10/11 at SEA	4	113	28.3	42	0	0	0	0.0	0	0	0	0.0	0	0	
10/18 vs. STL	3	92	30.7	32	0	0	0	0.0	0	0	0	0.0	0	0	
1/1 at TEN		Inactive				0	0	0.0	0	0	0	0	0.0	0	0
11/8 vs. KC		Inactive				0	0	0.0	0	0	0	0	0.0	0	0
11/15 at NYJ	5	123	25.6	27	0	0	0	0.0	0	0	0	0.0	0	0	
11/22 vs. BUF	4	87	21.8	27	0	0	0	0.0	0	0	0	0.0	0	0	
11/29 at SF	4	61	15.3	25	0	0	0	0.0	0	0	1	17	17.0	17	
12/6 vs. HOU		Inactive				0	0	0.0	0	0	0	0	0.0	0	0
12/13 vs. MIA	2	38	19.0	20	0	0	0	0.0	0	0	0	0	0.0	0	
12/17 vs. IND		--				0	0	0.0	0	0	0	0	0.0	0	0
12/27 at NE		--				0	0	0.0	0	0	0	0	0.0	0	0
1/3 at CLE		--				0	0	0.0	0	0	1	3	3.0	3	0
Totals	24	568	23.7	42	0	3	56	18.7	24	0	3	49	16.3	29	0

	M. THOMAS					T. UNDERWOOD					M. JONES-DREW				
9/13 at IND		Inactive				ps					0	0	0.0	0	0
9/20 vs. ARI		Inactive				ps					0	0	0.0	0	0
9/27 at HOU	2	36	18.0	23	0	2	38	19.0	24	0	0	0	0.0	0	0
10/4 vs. TEN	*2	75	37.5	42	0	Inactive					0	0	0.0	0	0
10/11 at SEA	*3	56	18.7	22	0	0	0	0.0	0	0	0	0	0.0	0	0
10/18 vs. STL	*1	21	21.0	21	0	Inactive					0	0	0.0	0	0
1/1 at TEN	*5	146	29.2	42	0	Inactive					0	0	0.0	0	0
11/8 vs. KC	2	35	17.5	19	0	Inactive					0	0	0.0	0	0
11/15 at NYJ	0	0	0.0	0	0	Inactive					0	0	0.0	0	0
11/22 vs. BUF	0	0	0.0	0	0	Inactive					0	0	0.0	0	0
11/29 at SF	0	0	0.0	0	0	0	0	0.0	0	0	0	0	0.0	0	0
12/6 vs. HOU	3	59	19.7	27	0	Inactive					0	0	0.0	0	0
12/13 vs. MIA	1	18	18.0	18	0	Inactive					0	0	0.0	0	0
12/17 vs. IND	2	82	41.0	43	0	Inactive					*2	59	29.5	30	0
12/27 at NE	3	76	25.3	28	0	Inactive					*2	43	21.5	23	0
1/3 at CLE	*2	40	20.0	21	0	Did Not Play					*0	0	0.0	0	0
Totals	26	644	24.8	43	0	2	38	19.0	24	0	4	102	25.5	30	0

Others: A. Ellison - 1 for 16, 9/27 at HOU; E. Wilford - 1 for 0, 10/18 vs. STL; Z. Miller - 1 for 16, 12/17 vs. IND; Z. Miller - 1 for 3, 1/3 at CLE

PUNT RETURNS

(No. - FC - Yds. - Avg. - LG - TD)

	B. WITHERSPOON					N. HUGHES					M. THOMAS							
9/13 at IND	0	1	0	0.0	0	0	0	0	0.0	0	0	Inactive						
9/20 vs. ARI		Inactive				1	0	11	11.0	11	0	Inactive						
9/27 at HOU		Inactive				ps					1	0	0	0.0	0	0		
10/4 vs. TEN		Inactive				ps					*3	1	38	12.7	34	0		
10/11 at SEA	0	0	0	0.0	0	0	0	0	0.0	0	*2	1	-1	-0.5	0	0		
10/18 vs. STL	0	0	0	0.0	0	0	0	0	0.0	0	*2	0	8	4.0	6	0		
11/1 at TEN		Inactive				ps					*0	0	0	0.0	0	0		
11/8 vs. KC		Inactive				ps					1	2	44	44.0	44	0		
11/15 at NYJ	1	1	0	0.0	0	0	0	0	0.0	0	0	0	0	0.0	0	0		
11/22 vs. BUF	3	0	15	5.0	14	0	0	0	0.0	0	0	0	0	0.0	0	0		
11/29 at SF	3	1	63	21.0	42	0	Inactive					0	0	0	0.0	0	0	
12/6 vs. HOU		Inactive				0	0	0	0.0	0	0	2	0	12	6.0	12	0	
12/13 vs. MIA	0	0	0	0.0	0	0	0	0	0.0	0	0	0	0	0.0	0	0		
12/17 vs. IND		--				0	0	0	0.0	0	0	2	0	17	8.5	11	0	
12/27 at NE		--				0	0	0	0.0	0	0	1	0	0	0.0	0	0	
1/3 at CLE		--				1	0	7	7.0	7	0	*0	0	0	0.0	0	0	
Totals	7	3	78	11.1	42	0	2	0	18	9.0	11	0	14	4	118	8.4	44	0

Additional Returns: Scott Starks - 1 for 0 yards, 9/27 at HOU; Maurice Jones-Drew - 2 for 19 yards, long of 12, 12/13 vs. MIA; William Middleton - 1 for 0 yards, 1/3 at CLE

FIELD GOALS – JOSH SCOBEE

	FGs/Att.	Distances	PATs/Att.	Game Pts.	Cum. Pts.
9/13 at IND	2/3	24G, 46G, 63SH	0/0	6	6
9/20 vs. ARI	1/2	30G, 46B	2/2	5	11
9/27 at HOU	1/1	52G	4/4	7	18
10/4 vs. TEN	3/4	22G, 50G, 55WL, 33G	4/4	13	31
10/11 at SEA	0/0	-	0/0	0	31
10/18 vs. STL	1/2	58WL, 36G	2/2	5	36
11/1 at TEN	0/0	-	1/2	1	37
11/8 vs. KC	1/2	53WL, 27G	3/3	6	43
11/15 at NYJ	1/2	49WL, 21G	3/3	6	49
11/22 vs. BUF	1/1	29G	1/1	4	53
11/29 at SF	1/3	40WL, 32G, 21WL	0/0	3	56
12/6 vs. HOU	3/3	51G, 46G, 24G	2/2	11	67
12/13 vs. MIA	1/1	25G	1/1	4	71
12/17 vs. IND	1/2	50G, 57SH	4/4	7	78
12/27 at NE	0/0	-	1/1	1	79
1/3 at CLE	1/2	47G, 43WR	2/2	5	84
Totals	18/28	long 52	30/31		84

KICKOFFS

(Kickoff Distance – Return yards [Touchback] – Starting Field Position)

9/13 at IND	Josh Scobee	77-TB-20, 72-24-22, 72-39-37, 69-19-20
9/20 vs. ARI	Josh Scobee	66-21-25, 70-TB-20, 72-30-28, 70-TB-20
9/27 at HOU	Josh Scobee	69-20-21, 72-23-21, 75-31-26, 72-36-34, 70-18-18, 75-24-19
10/4 vs. TEN	Josh Scobee	70-TB-20, 70-TB-20, 70-TB-20, 69-21-22, 75-26-21, 70-TB-20, 69-16-17, 70-TB-20
10/11 at SEA	Josh Scobee	72-25-23
10/18 vs. STL	Josh Scobee	69-26-27, 71-58-43, 64-14-20, 75-27-22
1/1 at TEN	Josh Scobee	70-TB-20, 46-5-29, 69-25-26
11/8 vs. KC	Josh Scobee	62-3-14, 65-18-23, 61-10-19, 70-TB-20, 59-18-29
11/15 at NYJ	Josh Scobee	45-6-31, 14-OB-44, 70-TB-20, 57-15-28
11/22 vs. BUF	Josh Scobee	67-27-30, 70-TB-20, 72-36-34, 55-19-34
11/29 at SF	Josh Scobee	70-TB-20
12/6 vs. HOU	Josh Scobee	70-TB-20, 67-22-25, 69-17-18, 53-21-38, 64-16-22
	Adam Podlesh	47-6-39
12/13 vs. MIA	Josh Scobee	75-20-15, 71-19-18, 73-27-24
12/17 vs. IND	Josh Scobee	68-TB-20, 63-93-TD, 59-21-32, 50-13-18, 70-TB-20, 68-20-22
12/27 at NE	Josh Scobee	69-16-17, 70-TB-20
1/3 at CLE	Josh Scobee	55-31-46, 41-9-38, 54-9-25

*17 total touchbacks

PUNTING – ADAM PODLESH

	Punts	Yards	Gross Avg.	TB	In 20	Punt Distances	Opp. Ret.	FC	Yds.	LG	Net Avg.
9/13 at IND	5	189	37.8	0	2	31, 31, 43, 27, 57	2	1	5	5	36.8
9/20 vs. ARI	4	181	45.3	0	1	57, 37, 61, 26	1	0	0	0	45.3
9/27 at HOU	3	106	35.3	0	1	35, 38, 33	1	2	13	13	31.0
10/4 vs. TEN	3	111	37.0	1	1	29, 49, 33	1	1	8	8	27.7
10/11 at SEA	8	371	46.4	0	2	54, 42, 50, 43, 46, 49, 43, 44	6	2	7	6	45.5
10/18 vs. STL	4	145	36.3	1	1	48, 30, 42, 25	1	1	11	11	28.5
11/1 at TEN	7	309	44.1	0	2	64, 43, 34, 41, 28, 49, 50	5	2	15	6	42.0
11/8 vs. KC	4	177	44.3	2	0	35, 37, 51, 54	1	0	2	2	33.8
11/15 at NYJ	4	147	36.8	0	1	35, 40, 28, 44	2	0	5	3	35.5
11/22 vs. BUF	5	224	44.8	1	3	43, 48, 53, 43, 37	2	2	0	2	40.8
11/29 at SF	4	173	43.5	0	2	44, 35, 46, 48	3	1	19	13	38.5
12/6 vs. HOU	3	148	49.3	0	2	52, 54, 42	3	0	13	9	45.0
12/13 vs. MIA	7	302	43.1	0	2	41, 49, 58, 62, 24, 43, 25	4	2	26	11	39.4
12/17 vs. IND	3	134	44.7	0	0	36, 52, 46	2	1	8	4	42.0
12/27 at NE	4	155	38.8	0	2	34, 33, 41, 47	1	0	9	9	36.5
1/3 at CLE	4	145	36.3	0	1	40, 31, 30, 43	3	0	18	12	31.8
Totals	72	3,017	41.9	5	23	long 64	38	15	159	13	38.3

DEFENSIVE TACKLES
From Coaches' Tape Review (Solo – Assist)

	#20	#21	#25	#26	#27	#29	#31	#37	#38	#41	#42	#50	#51	#52
9/13 at IND	--	2-3	6-1	--	2-1	--	3-1	2-1	0-0	2-2	1-1	0-0	3-3	8-5
9/20 vs. ARI	--	4-2	5-2	--	5-1	--	1-2	6-3	ina	0-0	0-0	0-0	3-2	7-4
9/27 at HOU	--	3-2	4-1	--	3-1	ina	0-0	1-2	ina	0-0	4-1	0-0	6-2	6-2
10/4 vs. TEN	--	6-1	6-3	--	0-2	ina	0-0	ina	ina	1-0	4-1	0-0	2-3	8-4
10/11 at SEA	--	5-3	1-1	--	6-1	0-0	ina	ina	0-0	1-0	2-1	9-3	0-4	4-3
10/18 vs. STL	--	5-1	5-1	--	2-1	0-0	ina	ina	0-0	0-0	4-1	1-2	5-4	3-2
11/1 at TEN	--	1-0	7-0	--	ina	0-0	0-0	ina	0-0	0-0	2-1	0-0	1-2	9-3
11/8 vs. KC	ina	4-1	2-3	--	3-0	0-0	IR	0-0	ina	0-0	5-2	0-0	1-3	8-1
11/15 at NYJ	3-0	3-1	4-0	--	2-2	0-0	IR	6-2	0-0	0-0	ina	0-0	7-2	5-2
11/22 vs. BUF	1-0	3-0	2-2	--	ina	0-0	IR	1-1	0-0	2-3	0-0	4-3	5-1	4-1
11/29 at SF	2-2	2-1	5-1	--	ina	0-0	IR	2-2	0-0	2-1	0-1	2-0	5-1	6-5
12/6 vs. HOU	1-0	6-0	2-1	0-0	ina	1-0	IR	ina	ina	5-1	5-1	0-2	2-2	7-4
12/13 vs. MIA	1-1	3-2	4-0	0-0	ina	0-0	IR	0-0	0-0	9-1	2-5	5-3	7-1	7-4
12/17 vs. IND	2-0	3-0	4-0	0-0	4-2	2-0	IR	3-0	--	0-0	2-2	8-4	ina	1-0
12/27 at NE	4-3	4-1	3-1	0-0	1-1	3-0	IR	3-1	--	1-1	5-0	1-1	IR	8-4
1/3 at CLE	7-1	2-2	0-0	0-0	ina	1-0	IR	0-0	--	0-2	3-2	5-5	IR	10-5
Totals	21-7	56-20	60-17	0-0	28-12	7-0	4-3	24-12	0-0	23-11	39-19	35-23	47-30	101-49

	#53	#54	#55	#56	#57	#59	#66	#90	#91	#94	#95	#96	#98	#99
9/13 at IND	--	3-1	--	11-3	--	2-0	0-0	ina	1-1	ps	1-0	2-2	1-5	0-0
9/20 vs. ARI	--	1-0	--	13-2	--	0-0	0-1	0-0	1-1	ina	ina	0-0	2-1	1-2
9/27 at HOU	--	2-3	--	8-2	--	ina	1-2	1-1	0-1	ina	3-0	3-1	1-3	1-0
10/4 vs. TEN	2-0	0-0	--	6-3	--	2-0	1-2	0-0	1-3	ps	1-0	1-0	1-2	0-1
10/11 at SEA	0-0	0-0	--	ina	--	9-3	4-2	1-0	2-3	ps	2-0	2-2	1-3	3-3
10/18 vs. STL	0-0	1-0	--	ina	--	2-3	1-0	1-0	5-0	ps	2-1	0-0	1-2	3-1
11/1 at TEN	ina	2-0	--	13-4	--	3-1	1-0	0-0	6-3	ps	1-1	7-3	3-4	4-2
11/8 vs. KC	0-2	1-0	--	5-4	--	0-0	ina	1-0	0-2	ps	1-1	1-2	2-0	1-0
11/15 at NYJ	2-2	0-1	--	7-2	--	0-0	ina	1-2	1-1	ps	1-0	0-3	2-1	1-0
11/22 vs. BUF	0-1	3-0	--	ina	--	2-1	ina	1-1	5-4	ps	1-0	2-0	2-2	0-1
11/29 at SF	IR	1-1	--	3-5	--	0-0	ina	0-0	5-1	0-0	0-0	1-2	3-2	0-1
12/6 vs. HOU	IR	4-2	--	6-2	--	0-0	--	ina	2-2	0-0	1-1	1-0	2-0	1-1
12/13 vs. MIA	IR	2-1	ina	8-5	--	0-0	--	ina	2-2	0-0	1-2	2-2	ina	1-0
12/17 vs. IND	IR	0-1	0-0	6-3	--	0-0	--	ina	1-2	0-0	0-1	2-3	0-5	0-0
12/27 at NE	IR	1-1	1-0	3-4	ina	5-3	--	0-0	3-1	0-1	1-0	0-2	2-1	0-0
1/3 at CLE	IR	1-1	0-0	1-6	0-0	1-1	--	ina	2-5	3-1	1-0	5-2	4-2	IR
Totals	4-5	22-12	1-0	90-45	0-0	26-12	8-7	6-4	37-32	3-2	17-7	29-24	27-33	16-12

Note: -- = not on team

MISCELLANEOUS DEFENSE

Quarterback Sacks

9/13 at IND	1-7	Hayward (1-7)
9/20 vs. ARI	0-0	
9/27 at HOU	2-14	Ingram (1-7), Stanley (1-7)
10/4 vs. TEN	0-0	
10/11 at SEA	1-5	Landri (1-5)
10/18 vs. STL	1-6	Ellison (1-6)
11/1 at TEN	0-0	
11/8 vs. KC	3-21	D. Smith (1.5-8), Henderson (1-9), Knighton (0.5-4)
11/15 at NYJ	0-0	
11/22 vs. BUF	2-7	Henderson (2-7)
11/29 at SF	0-0	
12/6 vs. HOU	2-7	Harvey (1-1), Durant (1-6)
12/13 vs. MIA	2-12	Harvey (1-7), Knighton (1-5)
12/17 vs. IND	0-0	
12/27 at NE	0-0	
1/3 at CLE	0-0	
Totals	14-79	

Interceptions

9/13 at IND	1-0	D. Cox (1-0)
9/20 vs. ARI	0-0	
9/27 at HOU	1-0	Mathis (1-0)
10/4 vs. TEN	2-22	D. Cox (1-0), Alexander (1-22)
10/11 at SEA	0-0	
10/18 vs. STL	1-17	Mathis (1-17)
11/1 at TEN	0-0	
11/8 vs. KC	0-0	
11/15 at NYJ	2-66	Mathis (1-29), Groves (1-37)
11/22 vs. BUF	2-29	Considine (1-25), A. Smith (1-4)
11/29 at SF	0-0	
12/6 vs. HOU	3-58	A. Smith (1-30), Durant (1-27), Alexander (1-1)
12/13 vs. MIA	1-6	D. Cox (1-6)
12/17 vs. IND	1-10	D. Smith (1-10)
12/27 at NE	0-0	
1/3 at CLE	1-0	D. Cox (1-0)
Totals	15-208	

Quarterback Pressures

9/13 at IND	6	Hayward, Harvey, Groves, Landri, Ellison, Ingram
9/20 vs. ARI	5	Henderson, Harvey, Groves, Mathis, Brackenridge
9/27 at HOU	7	D. Smith (3), Henderson, Ellison, Harvey, Ingram
10/4 vs. TEN	7	Harvey (4), D. Smith, Knighton, Ingram
10/11 at SEA	4	Harvey (3), Ellison
10/18 vs. STL	3	Ingram, Groves, Harvey
11/1 at TEN	0	
11/8 vs. KC	11	Henderson (5), B. Smith (3), Groves, Harvey, Nelson
11/15 at NYJ	4	D. Smith, A. Smith, Harvey, B. Smith
11/22 vs. BUF	6	Harvey (2), Groves, Williams, Allen, Nelson
11/29 at SF	6	Harvey (2), D. Smith (2), Henderson, Stanley
12/6 vs. HOU	11	Harvey (2), Groves (2), Durant (2), Wyche, A. Smith, Knighton, Ellison, D. Smith
12/13 vs. MIA	3	Harvey, Knighton, Groves
12/17 vs. IND	2	Henderson, Durant
12/27 at NE	1	Harvey
1/3 at CLE	1	D. Smith
Totals	77	

Tackles For Loss

9/13 at IND	0	
9/20 vs. ARI	1	D. Smith
9/27 at HOU	1	Groves
10/4 vs. TEN	2	B. Smith, Nelson
10/11 at SEA	3	Iwuh (2), Knighton
10/18 vs. STL	5	Ingram (2), Ellison, Nelson, Harvey
11/1 at TEN	8	Harvey (2), Durant (2), Groves, D. Smith, Knighton, Ellison
11/8 vs. KC	3	D. Smith (2), Stanley
11/15 at NYJ	2	Considine, B. Smith
11/22 vs. BUF	1	Harvey
11/29 at SF	3	Brackenridge, Allen, Durant
12/6 vs. HOU	2	D. Smith, Groves
12/13 vs. MIA	3	D. Smith, Harvey, Allen
12/17 vs. IND	3	Allen, Durant, Middleton
12/27 at NE	3	D. Smith, Iwuh, Considine
1/3 at CLE	7	Knighton (4), D. Smith (2), Navarre
Totals	47	

Passes Defensed

9/13 at IND	4	Mathis (2), Starks, Considine
9/20 vs. ARI	1	Henderson
9/27 at HOU	3	Harvey, Nelson, D. Smith
10/4 vs. TEN	3	Henderson, Stanley, D. Cox
10/11 at SEA	4	Mathis, Cox, Nelson, B. Smith
10/18 vs. STL	3	Mathis, D. Cox, D. Smith
11/1 at TEN	1	D. Cox
11/8 vs. KC	5	Nelson (2), Mathis, D. Cox, Stanley
11/15 at NYJ	4	Mathis (2), Considine, Nelson
11/22 vs. BUF	7	Considine (2), A. Smith (2), Brackenridge, D. Cox, D. Smith
11/29 at SF	4	Brackenridge (2), Considine, Stanley
12/6 vs. HOU	7	Brackenridge (3), D. Cox (2), Alexander, Ellison
12/13 vs. MIA	4	D. Smith, Knighton, Alexander, Cox
12/17 vs. IND	3	Nelson, A. Smith, Alexander
12/27 at NE	0	
1/3 at CLE	0	
Totals	53	

Forced Fumbles

9/13 at IND	1	Groves
9/20 vs. ARI	3	Durant, D. Smith, Mathis
9/27 at HOU	1	D. Smith
10/4 vs. TEN	1	Alexander
10/11 at SEA	1	D. Smith
10/18 vs. STL	0	
11/1 at TEN	0	
11/8 vs. KC	0	
11/15 at NYJ	1	Mathis
11/22 vs. BUF	2	Henderson, Knighton
11/29 at SF	0	
12/6 vs. HOU	0	
12/13 vs. MIA	4	Brackenridge (2), Alexander (2)
12/17 vs. IND	0	
12/27 at NE	1	Henderson
1/3 at CLE	0	
Totals	15	

Fumbles Recovered

9/13 at IND	1	D. Cox
9/20 vs. ARI	2	Mathis, Considine (on punt)
9/27 at HOU	1	D. Smith
10/4 vs. TEN	1	Nelson
10/11 at SEA	0	
10/18 vs. STL	0	
11/1 at TEN	0	
11/8 vs. KC	0	
11/15 at NYJ	1	Ingram
11/22 vs. BUF	1	Harvey
11/29 at SF	0	
12/6 vs. HOU	0	
12/13 vs. MIA	2	Alexander, A. Smith
12/17 vs. IND	0	
12/27 at NE	1	D. Smith
1/3 at CLE	0	
Totals	10	

SPECIAL TEAMS TACKLES
From Coaches' Tape Review (Solos-Assists)

	#3	#10	#16	#20	#24	#25	#26	#29	#30	#31	#33	#36	#37	#38
9/13 at IND	0-0	0-1	0-0	--	0-0	0-0	--	--	ps	0-0	0-0	--	1-0	1-1
9/20 vs. ARI	0-0	0-0	0-0	--	1-0	0-0	--	--	0-0	0-0	0-0	--	0-0	ina
9/27 at HOU	0-0	0-1	ps	--	2-0	1-0	--	ina	0-0	1-1	0-0	ina	0-0	ina
10/4 vs. TEN	0-0	0-0	ps	--	0-2	0-0	--	ina	ps	0-0	0-0	1-0	ina	ina
10/11 at SEA	0-0	0-0	ps	--	2-2	0-0	--	2-0	ps	ina	0-0	1-2	ina	0-0
10/18 vs. STL	0-0	0-0	ps	--	0-0	0-0	--	1-0	ps	ina	0-0	0-0	ina	0-0
11/1 at TEN	0-0	0-0	ps	--	1-2	0-0	--	1-1	ps	0-0	0-0	0-2	ina	ina
11/8 vs. KC	0-0	0-0	ps	ina	2-1	0-0	--	0-0	ps	IR	0-1	0-1	1-0	ina
11/15 at NYJ	0-0	0-0	ps	1-0	0-0	0-0	--	2-0	ps	IR	0-0	ina	0-0	0-0
11/22 vs. BUF	0-0	1-0	0-0	1-0	2-0	0-1	--	0-0	ps	IR	0-0	0-1	0-0	1-0
11/29 at SF	0-0	0-0	ina	0-0	1-0	0-0	ina	1-0	ps	IR	0-0	0-0	0-0	0-0
12/6 vs. HOU	0-0	0-0	0-1	3-1	3-0	0-0	0-1	1-0	1-1	IR	0-0	0-1	0-0	0-0
12/13 vs. MIA	0-0	0-0	0-0	0-1	1-1	0-1	0-0	1-0	--	IR	2-0	ina	1-0	0-0
12/17 vs. IND	0-0	0-0	0-0	0-0	1-3	0-0	1-0	0-0	1-1	IR	IR	ina	1-0	--
12/27 at NE	0-0	0-0	0-0	0-0	0-0	0-0	0-0	1-0	ps	IR	IR	ina	0-0	--
1/3 at CLE	0-0	0-0	0-0	0-0	2-1	0-1	0-1	1-0	ina	IR	IR	2-0	0-0	--
Totals	0-0	1-2	0-1	5-2	18-12	1-3	1-2	11-1	2-2	1-1	2-1	4-7	4-0	2-1

	#41	#42	#48	#50	#53	#54	#55	#56	#59	#83	#85	#86	#90
9/13 at IND	0-0	0-0	0-0	0-0	--	0-0	--	0-0	1-1	1-0	0-0	ina	ina
9/20 vs. ARI	0-0	1-0	0-0	1-0	--	0-0	--	0-0	1-0	0-0	0-0	ina	0-0
9/27 at HOU	0-2	2-0	1-0	0-0	--	0-0	--	0-0	ina	--	0-0	1-0	0-0
10/4 vs. TEN	0-0	0-0	1-0	3-0	0-0	0-0	--	0-0	0-1	--	0-0	0-0	0-0
10/11 at SEA	0-2	0-0	1-1	0-0	0-1	0-0	--	ina	1-0	--	0-0	0-0	1-0
10/18 vs. STL	0-0	2-0	0-0	0-0	0-0	2-0	--	ina	0-0	--	0-0	0-0	0-0
11/1 at TEN	3-0	0-0	0-0	0-1	0-0	0-2	--	0-0	1-1	--	0-0	1-0	0-0
11/8 vs. KC	3-0	0-0	0-0	1-0	0-0	0-0	--	0-0	0-0	--	0-0	1-0	0-0
11/15 at NYJ	0-1	ina	0-0	0-1	0-0	0-1	--	0-0	1-0	--	ina	0-0	0-0
11/22 vs. BUF	0-0	0-0	0-0	0-0	0-0	0-0	--	0-0	0-0	--	0-0	1-0	0-0
11/29 at SF	0-0	0-0	0-1	1-0	IR	0-0	--	0-0	0-0	--	0-0	0-0	0-0
12/6 vs. HOU	0-0	0-0	0-1	0-0	IR	2-0	--	0-0	1-3	--	0-0	1-0	ina
12/13 vs. MIA	0-0	0-0	0-1	0-2	IR	0-1	ina	0-0	1-2	--	0-0	0-0	ina
12/17 vs. IND	0-0	0-0	1-0	0-0	IR	0-2	0-0	0-0	0-0	--	0-0	2-1	ina
12/27 at NE	0-0	0-0	0-0	0-0	IR	0-0	0-0	IR	1-0	--	0-0	0-0	ina
1/3 at CLE	0-0	0-0	0-1	3-1	IR	0-0	0-0	IR	0-0	--	0-0	1-0	ina
Totals	6-5	5-0	4-5	9-5	0-1	4-6	0-0	0-0	9-10	1-0	0-0	8-1	1-0

Note: -- = Not on Roster

Additional Tackles: 9/20 vs. ARI - Fumble recovery -- #37 Considine (0 yds); 11/22 vs. BUF - Fumble recovery on punt return -- #41 Brackenridge (12 yds)

STARTERS – OFFENSE

	WR	LT	LG	C	RG	RT	TE	WR
9/13 at IND	T.Williamson	E.Monroe	V.Manuwai	B.Meester	M.Williams	E.Britton	M.Lewis	T.Holt
9/20 vs. ARI	G.Estandia (TE)	E.Monroe	V.Manuwai	B.Meester	M.Williams	E.Britton	M.Lewis	M.Sims-Walker
9/27 at HOU	M.Sims-Walker	E.Monroe	V.Manuwai	B.Meester	M.Williams	E.Britton	M.Lewis	T.Holt
10/4 vs. TEN	M.Sims-Walker	T.Thomas	V.Manuwai	B.Meester	U.Nwaneri	M.Williams	M.Lewis	T.Holt
10/11 at SEA	M.Thomas	T.Thomas	V.Manuwai	B.Meester	U.Nwaneri	E.Britton	M.Lewis	T.Holt
10/18 vs. STL	M.Sims-Walker	E.Monroe	V.Manuwai	B.Meester	U.Nwaneri	E.Britton	M.Lewis	T.Holt
11/1 at TEN	M.Sims-Walker	T.Thomas	V.Manuwai	B.Meester	U.Nwaneri	E.Britton	M.Lewis	T.Holt
11/8 vs. KC	M.Sims-Walker	E.Monroe	V.Manuwai	B.Meester	U.Nwaneri	E.Britton	M.Lewis	E.Wilford (TE)
11/15 at NYJ	M.Sims-Walker	E.Monroe	V.Manuwai	B.Meester	U.Nwaneri	E.Britton	M.Lewis	T.Holt
11/22 vs. BUF	M.Sims-Walker	E.Monroe	V.Manuwai	B.Meester	U.Nwaneri	E.Britton	M.Lewis	J.Black (TE)
11/29 at SF	M.Sims-Walker	E.Monroe	V.Manuwai	B.Meester	U.Nwaneri	E.Britton	M.Lewis	T.Holt
12/6 vs. HOU	M.Sims-Walker	E.Monroe	V.Manuwai	B.Meester	U.Nwaneri	E.Britton	M.Lewis	T.Holt
12/13 vs. MIA	M.Sims-Walker	E.Monroe	V.Manuwai	B.Meester	U.Nwaneri	E.Britton	M.Lewis	T.Holt
12/17 vs. IND	M.Sims-Walker	E.Monroe	V.Manuwai	B.Meester	U.Nwaneri	E.Britton	M.Lewis	T.Holt
12/27 at NE	M.Sims-Walker	E.Monroe	V.Manuwai	B.Meester	U.Nwaneri	E.Britton	M.Lewis	T.Holt
1/3 at CLE	M.Sims-Walker	E.Monroe	V.Manuwai	B.Meester	U.Nwaneri	E.Britton	E.Wilford	M.Thomas

	RB	QB	FB
9/13 at IND	M.Jones-Drew	D.Garrard	G.Jones
9/20 vs. ARI	M.Jones-Drew	D.Garrard	E.Wilford (TE)
9/27 at HOU	M.Jones-Drew	D.Garrard	G.Jones
10/4 vs. TEN	M.Jones-Drew	D.Garrard	M.Thomas (WR)
10/11 at SEA	M.Jones-Drew	D.Garrard	E.Wilford (TE)
10/18 vs. STL	M.Jones-Drew	D.Garrard	M.Thomas (WR)
11/1 at TEN	M.Jones-Drew	D.Garrard	E.Wilford (TE)
11/8 vs. KC	M.Jones-Drew	D.Garrard	G.Jones
11/15 at NYJ	M.Jones-Drew	D.Garrard	G.Jones
11/22 vs. BUF	M.Jones-Drew	D.Garrard	G.Jones
11/29 at SF	M.Jones-Drew	D.Garrard	E.Wilford (TE)
12/6 vs. HOU	M.Jones-Drew	D.Garrard	G.Jones
12/13 vs. MIA	M.Jones-Drew	D.Garrard	G.Jones
12/17 vs. IND	M.Jones-Drew	D.Garrard	J.Black (TE)
12/27 at NE	M.Jones-Drew	D.Garrard	E.Wilford (TE)
1/3 at CLE	M.Jones-Drew	D.Garrard	Z.Potter (TE)

STARTERS – DEFENSE

	DE	DT	DT	DE	OLB	MLB	OLB
9/13 at IND	R.Hayward	J.Henderson	T.Knighton	D.Harvey	D.Smith	J.Durant	C.Ingram
9/20 vs. ARI	Q.Groves (LB)	J.Henderson	T.Knighton	D.Harvey	D.Smith	J.Durant	C.Ingram
9/27 at HOU	Q.Groves (LB)	J.Henderson	T.Knighton	D.Harvey	D.Smith	J.Durant	C.Ingram
10/4 vs. TEN	A.Ellison	T.Knighton	J.Henderson	D.Harvey	D.Smith	J.Durant	C.Ingram
10/11 at SEA	A.Ellison	T.Knighton	J.Henderson	D.Harvey	D.Smith	B.Iwuh	R.Allen
10/18 vs. STL	A.Ellison	T.Knighton	J.Henderson (DE)	D.Harvey (LB)	D.Smith	B.Iwuh	C.Ingram
11/1 at TEN	J.Henderson	A.Ellison	T.Knighton	D.Harvey	D.Smith	J.Durant	C.Ingram
11/8 vs. KC	Q.Groves	J.Henderson	T.Knighton	D.Harvey	D.Smith	J.Durant	C.Ingram
11/15 at NYJ	B.Smith	J.Henderson	T.Knighton	D.Harvey	D.Smith	J.Durant	C.Ingram
11/22 vs. BUF	B.Smith	J.Henderson	T.Knighton	D.Harvey	D.Smith	R.Allen	C.Ingram
11/29 at SF	J.Williams	J.Henderson	T.Knighton	D.Harvey	D.Smith	J.Durant	C.Ingram
12/6 vs. HOU	Q.Groves	J.Henderson	T.Knighton	D.Harvey	D.Smith	J.Durant	C.Ingram
12/13 vs. MIA	Q.Groves	A.Ellison	T.Knighton	D.Harvey	D.Smith	J.Durant	C.Ingram
12/17 vs. IND	A.Ellison	J.Henderson	T.Knighton	D.Harvey	D.Smith	J.Durant	R.Allen
12/27 at NE	Q.Groves	J.Henderson	T.Knighton	D.Harvey	D.Smith	J.Durant	R.Allen
1/3 at CLE	Q.Groves	J.Henderson	T.Knighton	D.Harvey	D.Smith	J.Durant	R.Allen

	CB	SS	FS	CB
9/13 at IND	D.Cox	S.Considine	R.Nelson	R.Mathis
9/20 vs. ARI	D.Cox	S.Considine	R.Nelson	R.Mathis
9/27 at HOU	D.Cox	S.Considine	R.Nelson	R.Mathis
10/4 vs. TEN	D.Cox	G.Alexander	R.Nelson	R.Mathis
10/11 at SEA	D.Cox	G.Alexander	R.Nelson	R.Mathis
10/18 vs. STL	D.Cox	G.Alexander	R.Nelson	R.Mathis
11/1 at TEN	D.Cox	G.Alexander	B.Russell	R.Nelson
11/8 vs. KC	D.Cox	G.Alexander	R.Nelson	R.Mathis
11/15 at NYJ	D.Cox	S.Considine	R.Nelson	R.Mathis
11/22 vs. BUF	D.Cox	S.Considine	R.Nelson	T.Brackenridge
11/29 at SF	D.Cox	S.Considine	R.Nelson	T.Brackenridge
12/6 vs. HOU	D.Cox	G.Alexander	R.Nelson	T.Brackenridge
12/13 vs. MIA	D.Cox	G.Alexander	R.Nelson	T.Brackenridge
12/17 vs. IND	D.Cox	G.Alexander	R.Nelson	R.Mathis
12/27 at NE	D.Cox	G.Alexander	A.Smith	R.Mathis
1/3 at CLE	D.Cox	G.Alexander	A.Smith	T.Brackenridge

DRIVE ENGINEERING

Drives Ended By:

	Quarterback	No. of Drives Started	Missed							End Half	End Game	Pts.	Pts. Per Drive
			TD	FG	FG	Punt	Fum.	Int.	Downs				
9/13 at IND	Garrard	10	1	1	2	5	0	0	1	0	0	12	1.2
9/20 vs. ARI	Garrard	12	2	1	1	4	2	1	1	0	0	17	1.4
9/27 at HOU	Garrard	11	4	0	1	3	1	0	0	0	1	31	2.8
10/4 vs. TEN	Garrard	13	4	1	3	3	1	0	0	0	1	37	2.8
10/11 at SEA	Garrard	10	0	0	0	7	2	0	1	0	0	0	0.0
	McCown	1	0	0	0	1	0	0	0	0	0	0	0.0
10/18 vs. STL	Garrard	13	3	1	1	4	1	2	0	0	1	23	1.8
11/1 at TEN	Garrard	11	2	0	0	7	0	2	0	0	0	13	1.2
11/8 vs. KC	Garrard	11	3	1	1	4	1	0	0	0	1	24	2.2
11/15 at NYJ	Garrard	11	3	1	1	4	1	0	0	0	1	24	2.2
11/22 vs. BUF	Garrard	11	2	0	1	5	1	1	0	0	1	18	1.6
11/29 at SF	Garrard	10	0	2	1	4	2	0	1	0	0	3	0.3
12/6 vs. HOU	Garrard	11	2	0	3	3	0	0	1	1	0	23	2.1
12/13 vs. MIA	Garrard	12	1	0	1	7	0	0	2	0	1	10	0.8
12/17 vs. IND	Garrard	10	4	1	1	3	0	1	0	0	0	31	3.1
12/27 at NE	Garrard	8	1	0	0	4	0	2	1	0	0	7	0.9
	McCown	1	0	0	0	0	0	0	0	0	1	0	0.0
1/3 at CLE	Garrard	10	2	1	1	4	0	1	0	0	1	17	1.7

THIRD DOWN EFFICIENCY

Third Down And:

	1	2	3	4	5	6	7	8	9	10+	Total	Pct.
9/13 at IND	4-4	1-2	1-1	0-0	0-1	0-2	0-0	0-4	0-0	0-1	6-15	40.0
9/20 vs. ARI	0-1	3-4	0-0	0-0	0-0	0-0	0-2	0-0	0-0	3-9	6-16	37.5
9/27 at HOU	0-1	0-1	1-1	0-0	0-1	1-2	1-1	0-0	0-0	2-4	5-11	45.5
10/4 vs. TEN	2-2	0-1	1-1	1-2	0-0	0-0	0-1	1-1	0-1	1-4	6-13	46.2
10/11 at SEA	0-0	1-2	0-0	0-1	0-0	0-2	0-0	0-1	0-2	1-5	2-13	15.4
10/18 vs. STL	1-1	2-2	3-3	1-3	1-2	1-1	1-1	1-2	0-0	0-1	11-16	68.8
11/1 at TEN	0-0	1-1	0-2	1-1	1-3	0-0	0-1	0-0	0-1	1-3	4-12	33.0
11/8 vs. KC	6-6	0-0	0-1	1-1	0-0	0-0	0-0	0-0	0-3	2-5	9-16	56.3
11/15 at NYJ	2-2	1-1	0-1	0-0	1-2	0-0	0-2	0-0	2-2	1-3	7-13	53.8
11/22 vs. BUF	3-3	3-3	1-1	1-3	0-1	0-1	0-0	1-1	0-1	0-1	9-15	60.0
11/29 at SF	0-1	0-0	0-1	0-0	1-1	0-1	0-0	0-1	0-1	2-6	3-12	25.0
12/6 vs. HOU	0-1	1-1	1-1	1-2	1-1	1-2	1-1	1-2	0-2	1-3	8-16	50.0
12/13 vs. MIA	2-2	0-1	0-1	0-3	0-1	0-0	0-3	0-1	0-1	1-3	3-14	21.4
12/17 vs. IND	1-2	2-2	1-1	0-0	2-3	1-2	1-2	0-0	0-0	2-4	10-16	62.5
12/27 at NE	1-3	1-1	0-1	0-0	0-2	1-1	0-0	1-1	0-0	0-2	4-11	36.4
1/3 at CLE	0-0	0-0	0-0	3-5	0-1	1-1	1-2	0-0	0-1	4-7	9-17	52.9

Totals	22-29	16-22	9-16	9-21	7-19	6-15	5-16	5-14	2-15	21-61	102-226	45.1
JAGUARS	22-29	16-22	9-16	9-21	7-19	6-15	5-16	5-14	2-15	21-61	102-226	45.1
Opponents	18-26	9-13	10-24	12-17	12-24	6-14	6-10	5-15	3-10	13-57	94-209	45.0

FUMBLES - FUMBLES LOST

9/13 at IND	0-0	
9/20 vs. ARI	4-2	D. Garrard (3-1), T. Williamson (1-1)
9/27 at HOU	1-1	M. Sims-Walker (1-1)
10/4 vs. TEN	1-1	D. Garrard (1-1)
10/11 at SEA	2-2	D. Garrard (2-2)
10/18 vs. STL	1-1	M. Jones-Drew (1-1)
11/1 at TEN	2-0	D. Garrard (1-0), M. Lewis (1-0)
11/8 vs. KC	1-1	T. Holt (1-1)
11/15 at NYJ	2-1	B. Witherspoon (1-0), D. Garrard (1-1)
11/22 vs. BUF	3-1	D. Garrard (1-1), M. Sims-Walker (1-0), B. Witherspoon (1-0)
11/29 at SF	2-2	D. Garrard (2-2)
12/6 vs. HOU	2-1	M. Thomas (1-1), D. Garrard (1-0)
12/13 vs. MIA	1-0	D. Cox (1-0)
12/17 vs. IND	1-0	D. Garrard (1-0)
12/27 at NE	1-0	D. Garrard (1-0)
1/3 at CLE	2-0	M. Jones-Drew (1-0), W. Middleton (1-0)
Totals	26-13	

TURNOVERS

	OFFENSE GIVEAWAYS			DEFENSE TAKEAWAYS			SPECIAL TEAMS		Offense Take	Game Net	Cum. Tot.
	Fum.	Int.	Tot.	Fum.	Int.	Tot.	Give	Take			
9/13 at IND	0	0	0	1	1	2	0	0	0	+2	+2
9/20 vs. ARI	2	1	3	1	0	1	0	1	0	-1	+1
9/27 at HOU	1	0	1	1	1	2	0	0	0	+1	+2
10/4 vs. TEN	1	0	1	1	2	3	0	0	0	+2	+4
10/11 at SEA	2	0	2	0	0	0	0	0	0	-2	+2
10/18 vs. STL	1	2	3	0	1	1	0	0	0	-2	0
11/1 at TEN	0	2	2	0	0	0	0	0	0	-2	-2
11/8 vs. KC	1	0	1	0	0	0	0	0	0	-1	-3
11/15 at NYJ	1	0	1	1	2	3	0	0	0	+2	-1
11/22 vs. BUF	1	1	2	1	2	3	0	0	0	+1	0
11/29 at SF	2	0	2	0	0	0	0	0	0	-2	-2
12/6 vs. HOU	0	0	0	0	3	3	1	0	0	+2	0
12/13 vs. MIA	0	0	0	2	1	3	0	0	0	+3	+3
12/17 vs. IND	0	1	1	0	1	1	0	0	0	0	+3
12/27 at NE	0	2	2	0	1	1	0	0	0	-1	+2
1/3 at CLE	0	1	1	0	1	1	0	0	0	0	+2
Totals	12	10	22	8	16	24	1	1	0		+2

PERFORMANCE INSIDE THE 20

	JACKSONVILLE TDs (24-47-51.1%)	OPPONENTS TDs (29-52-55.8%)
9/13 at IND	FG, TD	INT, TD
9/20 vs. ARI	FG, TD	TD, TD
9/27 at HOU	TD, TD, TD	TD, TD, TD, FG, Fumble
10/4 vs. TEN	FG, TD, TD, TD, FG, Fumble	FG, TD, TD
10/11 at SEA	Downs, Fumble	FG, TD, TD, End Game
10/18 vs. STL	TD, Fumble, INT, TD, TD, FG	TD, FG
11/1 at TEN	-	TD, FG
11/8 vs. KC	FG, TD	FG, TD
11/15 at NYJ	TD, Fumble, FG	FG, TD, FG, FG, TD
11/22 vs. BUF	FG, TD, Fumble, TD	FG, FG, FG
11/29 at SF	FG, Fumble, Fumble, Missed FG	TD, TD, FG
12/6 vs. HOU	Downs, TD, FG	TD, FG, INT, TD
12/13 vs. MIA	TD, FG	TD, TD
12/17 vs. IND	TD, TD, TD, TD	TD, TD
12/27 at NE	INT, TD	Fumble, TD, TD, TD, TD, Downs
1/3 at CLE	TD, TD	FG, TD, FG, TD, FG

GOAL-TO-GO SITUATIONS

	JACKSONVILLE TDs (18-26-69.2%)	OPPONENTS TDs (16-25-64.0%)
9/13 at IND	FG	INT, TD
9/20 vs. ARI	-	TD, TD
9/27 at HOU	TD, TD, TD	TD, Fumble
10/4 vs. TEN	FG, TD, TD, TD	-
10/11 at SEA	-	TD
10/18 vs. STL	TD, TD, TD	FG
11/1 at TEN	-	TD
11/8 vs. KC	-	FG, TD
11/15 at NYJ	Fumble, FG	TD
11/22 vs. BUF	TD, TD	FG, FG
11/29 at SF	Missed FG	TD, TD
12/6 vs. HOU	Downs, TD, FG	TD, INT, TD
12/13 vs. MIA	TD	TD, TD
12/17 vs. IND	TD, TD, TD	-
12/27 at NE	INT, TD	Fumble, TD, TD
1/3 at CLE	TD	FG

FORCED TURNOVERS & RESULTS

	JACKSONVILLE TAKEAWAYS	Points	OPPONENTS TAKEAWAYS	Points
9/13 at IND	INT - Punt, Fumble - FG	3	--	0
9/20 vs. ARI	Fumble - Blocked FG (ret-TD), Fumble - Fumble	0	Fumble - TD, Fumble - TD, INT - End game	14
9/27 at HOU	INT - FG, Fumble - End game	3	Fumble - Fumble	0
10/4 vs. TEN	Fumble - TD, INT - Missed FG, INT - Punt	7	Fumble - Punt	0
10/11 at SEA	--	0	Fumble - TD, Fumble - Returned for TD	14
10/18 vs. STL	INT - Punt	0	Fumble - Punt, INT - Punt, INT - Ret. for TD	7
11/1 at TEN	--	0	INT - FG, INT - Punt	3
11/8 vs. KC	--	0	Fumble - FG	3
11/15 at NYJ	INT - TD, INT - Fumble, Fumble - Punt	7	Fumble - Fumble	0
11/22 vs. BUF	INT - FG, Fumble - Punt, INT - End game	3	INT - FG, Fumble - Punt	3
11/29 at SF	--	0	Fumble - FG, Fumble - Punt	3
12/6 vs. HOU	INT - Downs, INT - FG, INT - Punt	3	Fumble - FG	3
12/13 vs. MIA	Fumble - Punt, Fumble - Punt, INT - Punt	0	--	0
12/17 vs. IND	INT - TD	7	INT - End game	0
12/27 at NE	Fumble - Downs	0	INT - TD, INT - TD	14
1/3 at CLE	INT - Punt	0	INT - FG	3
Total Points		33		67

OPPOSING QUARTERBACKS vs. JAGUARS

Date	Name	No. Series	Att.	Comp.	Yds.	Pct.	TD	Int.	LG	Sacked	Rating
9/13 at IND	P. Manning	10	38	28	301	73.7	1	1	39	1-7	94.3
9/20 vs. ARI	K. Warner	7	26	24	243	92.3	2	0	22t	0-0	131.2
	M. Leinart	4	6	3	22	50.0	0	0	17	0-0	59.0
9/27 at HOU	M. Schaub	10	35	26	300	74.3	3	1	25	2-14	116.4
10/4 vs. TEN	K. Collins	12	48	29	284	60.4	1	2	42	0-0	66.7
10/11 at SEA	M. Hasselbeck	10	30	18	241	60.0	4	0	44t	1-5	125.1
10/18 vs. STL	M. Bulger	10	34	22	213	64.7	1	1	38	1-6	79.7
11/1 at TEN	V. Young	12	18	15	125	83.3	1	0	18	0-0	114.1
11/8 vs. KC	M. Cassel	12	39	23	262	59.0	2	0	54t	3-21	96.3
11/15 at NYJ	M. Sanchez	10	30	16	212	53.3	1	2	41	0-0	59.3
11/22 vs. BUF	R. Fitzpatrick	11	31	18	297	58.1	1	2	98t	2-7	74.3
11/29 at SF	A. Smith	10	41	27	232	65.9	2	0	30	0-0	96.8
12/6 vs. HOU	M. Schaub	9	27	19	207	70.4	1	1	53	2-7	89.6
	R. Grossman	3	9	3	33	33.3	0	1	21	0-0	5.6
12/13 vs. MIA	C. Henne	12	29	21	220	72.4	0	1	25	2-12	79.7
12/17 vs. IND	P. Manning	9	30	23	308	76.7	4	1	65t	0-0	134.4
12/27 at NE	T. Brady	8	26	23	267	88.5	4	0	29	0-0	149.0
1/3 at CLE	D. Anderson	9	11	7	86	63.6	0	1	29	0-0	49.8

WEEK-BY-WEEK RANKINGS

Week	OFFENSE						DEFENSE					
	AFC Rankings			NFL Rankings			AFC Rankings			NFL Rankings		
	Tot.	Rush	Pass	Tot.	Rush	Pass	Tot.	Rush	Pass	Tot.	Rush	Pass
Week 1	10	3	12	23	9	25	10	5	10	22	8	24
Week 2	13	9	12	24	19	22	12	9	13	24	13	26
Week 3	9	6T	8	16	10T	19	13	9	16	25	14	32
Week 4	6	5	7	10	8	14	15	7	15T	29	12	31T
Week 5	11	8	8	20	13	18	14	9	15	30	18	30
Week 6	7	6	8	11	11	14	12	7	15	25	12	30
Week 7 (bye)	7	7	8	11	11	15	11	7	15	23	12	31
Week 8	6	4	9	11	8	19	11	11	13	24	25	26
Week 9	5	4	7	9	6	16	11	11	13	23	22	26
Week 10	5	4	7	10	6	16	11	11	14	23	22	26
Week 11	5	4	7	12	6	17	11	9	13	23	17	25
Week 12	5	5	7	12	8	16	11	5	14	21	10	26
Week 13	8	5	7	15	7	16T	10	5	12	19	11	23
Week 14	8	5T	7	15	8T	18	11	7	15	20	14	26
Week 15	8	5	8	15	8	18	11	6	15	20	12	27
Week 16	9	6	8	16	9	19	12	9	14	22	16	27
Week 17	10	7	8	18	10	19	12	9	14	23	19	27

INACTIVE PLAYERS

9/13 at IND LB Adam Seward, G Kynan Forney, OT Jordan Black, WR Mike Thomas, TE Zach Miller, WR Jarett Dillard, DE Julius Williams, DE James Wyche
9/20 vs. ARI CB Brian Witherspoon, G Kynan Forney, OT Jordan Black, WR Mike Thomas, TE Zach Miller, WR Jarett Dillard, DE Jeremy Navarre, DT Montavious Stanley
9/27 at HOU CB William Middleton, S Courtney Greene, CB Brian Witherspoon, LB Adam Seward, LB Brian Iwuh, G Kynan Forney, OT Jordan Black, DE Jeremy Navarre
10/4 vs. TEN WR Tiquan Underwood, CB William Middleton, S Sean Considine, CB Brian Witherspoon, LB Adam Seward, OT Eben Britton, OT Eugene Monroe, DT Greg Peterson
10/11 at SEA WR Mike Sims-Walker, CB Scott Starks, S Sean Considine, LB Adam Seward, LB Justin Durant, G Kynan Forney, OT Jordan Black, DT Greg Peterson
10/18 vs. STL WR Tiquan Underwood, CB Scott Starks, S Sean Considine, LB Adam Seward, LB Justin Durant, G/OT Maurice Williams, OT Jordan Black, DT Greg Peterson
11/1 at TEN WR Tiquan Underwood, CB Rashean Mathis, S Sean Considine, CB Brian Witherspoon, LB Bryan Smith, G/OT Maurice Williams, OT Jordan Black, DT Greg Peterson
11/8 vs. KC WR Tiquan Underwood, S Anthony Smith, CB Brian Witherspoon, LB Adam Seward, DT Derek Landri, G/OT Maurice Williams, OT Jordan Black, DT Greg Peterson
11/15 at NYJ WR Tiquan Underwood, S Courtney Greene, S Gerald Alexander, LB Adam Seward, DT Derek Landri, G/OT Maurice Williams, TE Ernest Wilford, DT Greg Peterson
11/22 vs. BUF WR Tiquan Underwood, CB Rashean Mathis, LB Justin Durant, DT Derek Landri, OT Tra Thomas, G/OT Maurice Williams, OL Paul McQuistan, DT Greg Peterson
11/29 at SF WR Nate Hughes, DB Michael Coe, CB Rashean Mathis, DT Derek Landri, OT Tra Thomas, G/OT Maurice Williams, OL Paul McQuistan, DT Greg Peterson
12/6 vs. HOU WR Tiquan Underwood, CB Rashean Mathis, S Sean Considine, CB Brian Witherspoon, G Kynan Forney, OL Paul McQuistan, DE Julius Williams, DT Greg Peterson
12/13 vs. MIA WR Tiquan Underwood, CB Rashean Mathis, S Courtney Greene, DE Chris Harrington, G Kynan Forney, OL Paul McQuistan, DE Julius Williams, DT John Henderson
12/17 vs. IND WR Tiquan Underwood, S Courtney Greene, LB Clint Ingram, DE James Wyche, OT Tra Thomas, OL Paul McQuistan, DE Julius Williams, DT Greg Peterson
12/27 at NE WR Tiquan Underwood, S Courtney Greene, LB Tank Daniels, C Cecil Newton, OT Tra Thomas, OL Paul McQuistan, TE Zach Potter, DT Greg Peterson
1/3 at CLE CB Rashean Mathis, DB Kennard Cox, C Cecil Newton, OT Tra Thomas, OL Paul McQuistan, WR Torry Holt, TE Mercedes Lewis, DE Julius Williams

GAME CAPTAINS

9/13 at IND QB David Garrard, RB Maurice Jones-Drew, DE Reggie Hayward, CB Rashean Mathis, FB Montell Owens
9/20 vs. ARI FB Greg Jones, DT John Henderson, LB Brian Iwuh
9/27 at HOU WR Torry Holt, DT John Henderson, RB Maurice Jones-Drew, FB Montell Owens, CB Rashean Mathis
10/4 vs. TEN WR Torry Holt, DT John Henderson, RB Maurice Jones-Drew, FB Montell Owens, CB Rashean Mathis
10/11 at SEA WR Torry Holt, DT John Henderson, RB Maurice Jones-Drew, FB Montell Owens, CB Rashean Mathis
10/18 vs. STL WR Torry Holt, FB Montell Owens, LB Daryl Smith
11/1 at TEN FB Greg Jones, DT John Henderson, FB Montell Owens
11/8 vs. KC QB David Garrard, RB Maurice Jones-Drew, LB Daryl Smith, DT John Henderson, FB Montell Owens
11/15 at NYJ FB Greg Jones, FB Montell Owens, G Vince Manuwai, DT John Henderson, DE Derrick Harvey
11/22 vs. BUF FB Montell Owens, G Vince Manuwai, C Brad Meester, LB Daryl Smith
11/29 at SF G Vince Manuwai, TE Mercedes Lewis, DE Derrick Harvey, LB Daryl Smith, FB Montell Owens
12/6 vs. HOU QB David Garrard, RB Maurice Jones-Drew, LB Daryl Smith, DE Derrick Harvey
12/13 vs. MIA WR Torry Holt, LB Daryl Smith, DE Derrick Harvey, FB Montell Owens, TE Mercedes Lewis
12/17 vs. IND QB David Garrard, RB Maurice Jones-Drew, LB Daryl Smith, DT John Henderson, FB Montell Owens
12/27 at NE C Brad Meester, TE Mercedes Lewis, LB Daryl Smith, DE Derrick Harvey, FB Montell Owens
1/3 at CLE C Brad Meester, OT Eben Britton, DE Derrick Harvey, DT Terrance Knighton, FB Montell Owens

The Jaguars Record When...

(Through Jan. 4, 2010)

	95	96	97	98	99	00	01	02	03	04	05	06	07	08	09	Total	Postseason
	W-L	W-L	W-L	W-L	W-L	W-L	W-L	W-L	W-L	W-L	W-L	W-L	W-L	W-L	W-L	W-L	W-L
Play at home	2-6	7-1	7-1	7-1	7-1	4-4	3-5	3-5	5-3	4-4	6-2	6-2	6-2	2-6	5-3	74-46	2-1
Play on the road	2-6	2-6	4-4	4-4	7-1	3-5	3-5	3-5	0-8	5-3	6-2	2-6	5-3	3-5	2-6	51-69	3-5
Play on grass field	3-8	8-3	10-2	9-2	10-2	5-8	5-9	6-8	5-7	7-6	11-2	8-6	11-3	3-10	5-7	106-84	4-4
Play on artificial field	1-4	1-4	1-3	2-3	4-0	2-1	1-1	0-2	0-4	2-1	1-2	0-2	0-2	2-1	2-2	20-32	1-2
Play in a dome	1-1	1-2		0-1	1-0	0-1	1-0	0-1	0-2	1-1	0-2	0-1	0-2	2-1		6-15	
Score first	4-1	7-2	8-2	8-2	9-1	5-6	4-2	4-4	3-3	6-0	8-1	5-2	9-1	3-2	5-2	88-31	2-2
Opponent scores first	0-11	2-5	3-3	3-3	5-1	2-3	2-8	2-6	2-8	3-7	4-3	3-6	2-4	2-9	2-7	37-85	3-4
Score on first poss.	4-3	6-1	6-2	3-2	5-0	3-1	2-2	3-0	0-2	3-0	6-0	5-1	6-2	3-2	7-2	62-21	3-2
Score 20+ points	3-4	8-3	9-3	11-1	11-0	5-3	3-4	6-3	4-1	5-1	11-1	6-4	9-3	5-2	6-1	103-24	5-2
Score less than 20 pts.	1-8	1-4	1-2	0-4	3-2	2-6	3-6	0-7	1-9	4-6	1-3	2-4	2-2	0-9	1-8	22-81	0-4
Allow 20+ points	1-9	3-4	5-5	5-3	4-2	1-7	0-8	2-9	2-9	2-5	4-3	0-7	2-4	2-10	4-7	37-91	3-6
Allow less than 20 pts.	3-3	6-3	6-0	6-2	10-0	6-2	6-2	4-1	3-2	7-2	8-1	8-1	9-1	3-1	3-2	88-23	2-0
Game decided by <7 pts.	3-5	7-5	4-4	5-2	4-1	2-5	3-6	3-8	4-6	8-3	8-2	2-7	4-2	4-6	5-3	67-64	3-0
Game decided by <3 pts.	2-2	4-2	2-0	1-2	3-1	1-3	0-3	2-5	1-2	5-2	3-1	0-3	1-2	2-1	1-1	28-30	3-0
Lead after 1st quarter	4-2	6-0	7-2	8-2	6-1	4-2	4-1	4-3	2-0	4-0	8-0	4-2	8-2	2-3	3-1	75-21	2-0
Trail after 1st quarter	0-8	3-3	2-2	2-3	3-1	2-5	0-6	2-6	1-9	2-6	3-2	3-3	1-2	3-3	4-5	32-70	3-4
Lead at halftime	4-1	4-0	10-1	7-1	9-1	6-3	4-2	6-2	3-2	5-0	6-0	6-2	10-1	2-2	5-0	88-18	4-1
Trail at halftime	0-9	4-6	0-4	3-3	3-1	0-5	1-6	0-6	1-8	4-6	6-3	0-5	1-4	2-9	2-9	27-84	0-4
Tied at halftime	0-2	1-1	1-0	1-1	2-0	1-1	1-2	0-2	1-1	0-1	0-1	2-1		1-0		11-13	1-1
Lead after 3rd quarter	2-1	6-1	10-1	9-1	11-1	7-3	5-3	6-1	3-2	7-1	9-2	7-0	9-0	3-2	4-1	98-20	4-0
Trail after 3rd quarter	2-11	3-5	1-4	2-3	2-1	0-5	1-6	0-7	1-7	2-6	2-2	0-8	2-5	1-9	2-8	19-88	0-6
Goes into overtime		1-1	0-1			1-0				1-0	2-0	0-1		1-0	1-0	7-3	
Have + turnover ratio	3-3	5-1	7-2	7-2	9-0	6-2	3-3	5-3	2-2	7-0	8-2	6-1	9-1	4-2	5-2	85-27	4-0
Have - turnover ratio	0-7	0-5	1-3	1-3	2-2	1-7	2-5	0-3	1-6	0-2	1-2	1-5	1-3	0-6	2-4	13-64	0-5
Turnover ratio is even	1-2	4-1	3-0	3-0	3-0		1-2	1-4	2-3	2-5	3-0	1-2	2-1	1-3	0-2	28-25	1-1
Have 30:00+ T.O.P	2-5	6-5	8-1	4-1	11-1	6-5	4-1	4-3	5-5	5-5	9-2	8-3	8-2	4-6	7-1	92-46	4-1
Have < 30:00 T.O.P	2-7	3-2	3-4	7-4	3-1	1-4	2-9	2-7	0-6	3-2	3-2	0-5	3-3	1-5	0-8	34-69	1-5
Have 30:00 T.O.P									1-0							1-0	
Jones-Drew has 25+ carries												0-1			3-1	3-2	
Jones-Drew runs for 100 yds.												1-2	2-0	2-0	2-2	7-4	
Have 100-yard rusher		1-1	1-0	7-1	5-0	5-4	2-1	2-3	2-1	3-2	5-1	3-3	6-1	2-0	2-2	46-20	4-1
Garrard has																	
300 yards passing														0-2	2-0	2-2	
Have 300 net passing yds.		2-2	4-0	1-0	3-0	0-2		1-0	1-0	0-2		0-1	0-1	0-1	2-0	14-9	
Have a 100-yd. receiver	0-2	4-3	6-2	2-1	4-2	5-5	3-3	0-2	2-1	2-2	3-3	1-1	0-2	1-5	2-1	35-35	1-1
Have two 100-yd. receivers		1-1	0-1	1-1	3-0	0-1	0-1								1-0	6-5	
Win coin toss	2-4	4-1	6-1	6-3	6-0	7-5	3-6	2-4	3-4	3-3	3-3	2-6	4-1	3-6	3-5	58-56	3-2
Lose coin toss	2-8	5-6	5-4	5-2	8-2	0-4	3-4	4-6	2-7	6-4	9-1	6-2	7-4	2-5	4-4	68-43	2-4
In August		1-0														1-0	
In September	0-4	2-3	2-1	4-0	2-1	2-2	2-1	2-1	0-4	3-0	2-1	2-1	2-1	2-2	1-2	29-24	
In October	3-2	1-3	2-2	1-2	4-0	1-4	0-3	1-3	1-2	2-3	2-2	2-2	3-1	1-2	2-1	26-33	
In November	0-3	2-1	4-1	4-1	4-0	2-1	1-3	2-2	2-3	1-2	4-0	2-2	3-1	1-3	3-2	35-25	
In December	1-3	4-0	2-1	2-2	3-1	2-2	3-2	1-4	2-2	2-2	3-1	2-3	3-2	1-4	1-3	33-31	1-1
In January					1-0		0-1			1-0	1-0				0-1	3-2	4-5

	95	96	97	98	99	00	01	02	03	04	05	06	07	08	09	Total	Postseason
	W-L	W-L	W-L	W-L	W-L	W-L	W-L	W-L	W-L	W-L	W-L	W-L	W-L	W-L	W-L	W-L	W-L
On Saturday					0-1	0-1					1-0					1-2	3-2
On Sunday night	0-1	1-0		0-1	1-0	1-1		0-1	1-0	0-1	1-0			0-1		5-6	1-3
On Monday night			1-0	2-0	2-0	0-2	0-1					2-0	0-1	0-1		7-5	
On Thursday night					1-0		0-1							0-1	0-1	1-3	
Kickoff is 1:00/12:30	3-8	7-3	6-3	7-3	8-1	3-5	6-4	4-6	3-11	7-5	9-4	3-7	9-4	3-5	7-5	84-73	3-2
Kickoff is 4:00/4:05/4:15	1-3	1-4	4-2	2-1	2-1	3-1	0-4	2-3	1-0	2-1	2-0	3-1	2-0	2-3	0-3	27-27	1-2
Kickoff is 8:00/8:20/8:35	0-1	1-0		2-1	2-0	1-1	0-1	0-1	1-0	0-1	1-0	2-0	0-1	0-3	0-1	10-11	1-2
Kickoff is 9:00			1-0		2-0	0-2	0-1										

*All Times Eastern

	02	03	04	05	06	07	08	09	Total	95-01		Postseason
	W-L	W-L	W-L	W-L	W-L	W-L	W-L	W-L	W-L	W-L	W-L	W-L
vs. AFC South Teams	1-5	2-4	2-4	4-2	2-4	2-4	2-4	3-3	18-30	vs. AFC Central Teams	39-22	0-1
vs. AFC North Teams	1-3	0-1	0-1	4-0	1-0	1-0	0-4	0-1	7-10	vs. AFC East Teams	22-9	3-3
vs. AFC East Teams	1-0	0-4	1-0	1-0	2-2	1-0	0-1	2-2	8-9	vs. AFC West Teams	17-14	1-1
vs. AFC West Teams	1-0	1-0	3-1	0-1	0-1	4-0	1-0	1-0	11-3	vs. AFC	48-37	4-4
vs. NFC South Teams		2-2				3-1			5-3	vs. NFC Central Teams	4-7	
vs. NFC North Teams			3-1				2-2		5-3	vs. NFC East Teams	4-4	
vs. NFC East Teams	2-2				3-1				5-3	vs. NFC West Teams	6-2	
vs. NFC West Teams			3-1				1-3	4-4		vs. NFC	14-13	

JAGUARS PLAYS OF 30+ YARDS

(Through Jan. 3, 2010)

	1995	1996	1997	1998	1999	2000	2001	2002	2003	2004	2005	2006	2007	2008	2009	Total
Jimmy Smith	2	8	9	12	8	9	4	3	6	9	5					75
Fred Taylor				8	5	4		4	4	6	1	5	5	1		43
Keenan McCardell		5	7	3	2	5	4									26
Maurice Jones-Drew												6	4	1	6	17
Ernest Wilford									3	5	3	2	2		1	14
Reggie Williams											2	6	3	2		13
Matt Jones											4	4	2	2		12
James Stewart	1	1	4	1	3											10
Willie Jackson	3	5	1													9
Kyle Brady					1	3		2			1					7
Pete Mitchell	1	1	1	1				1								5
Dennis Northcutt													2	3		5
Mike Sims-Walker														1	4	5
Mercedes Lewis												1		1	4	6
Andre Rison		4														4
Reggie Barlow				1	2											3
Damon Jones				1	1		1									3
Rich Griffith	2															2
Curtis Marsh	2															2
Mark Brunell		1					1									2
Tavian Banks				1	1											2
Alvis Whitted				1		1										2
Anthony Johnson						2										2
R. Jay Soward						2										2
Patrick Johnson								2								2
Bobby Shaw								2								2
David Garrard								1							1	2
Matthew Hatchette									2							2
Troy Edwards									1	1						2
LaBrandon Toefield									1		1					2
George Wrihster									1				1			2
John Broussard													2			2
Jerry Porter														2		2
Torry Holt															2	2
Randy Jordan	1															1
Natrone Means		1														1
Stacey Mack							1									1
Kevin Lockett								1								1
Jermaine Lewis									1							1
Marc Edwards									1							1
David Allen									1							1
Todd Yoder										1						1
Brian Jones											1					1
Alvin Pearman											1					1
Greg Estandia													1			1
Montell Owens														1		1
Jarett Dillard															1	1
Zach Miller															1	1
Nate Hughes															1	1
Total	12	26	22	29	23	26	11	16	18	20	21	25	22	14	21	306

30+ PLAYS FROM 2003-09

2009		
1.	36	Maurice Jones-Drew run9-20-09 vs. Arizona
2.	34	David Garrard to Mike Sims-Walker9-20-09 vs. Arizona
3.	30	David Garrard run9-28-09 at Houston
4.	61t	Maurice Jones-Drew run9-28-09 at Houston
5.	33t	David Garrard to Mercedes Lewis10-4-09 vs. Tennessee
6.	41	David Garrard to Torry Holt10-18-09 vs. St. Louis
7.	35	David Garrard to Mike Sims-Walker10-18-09 vs. St. Louis
8.	80t	Maurice Jones-Drew run11-1-09 at Tennessee
9.	79t	Maurice Jones-Drew run11-1-09 at Tennessee
10.	33	David Garrard to Jarett Dillard11-8-09 vs. Kansas City
11.	61t	David Garrard to Mike Sims-Walker11-8-09 vs. Kansas City
12.	45	David Garrard to Mike Sims-Walker11-8-09 vs. Kansas City
13.	33t	Maurice Jones-Drew run11-15-09 at New York Jets
14.	33	David Garrard to Mercedes Lewis11-15-09 at New York Jets
15.	35	David Garrard to Mercedes Lewis11-22-09 vs. Buffalo
16.	30	David Garrard to Ernest Wilford11-29-09 at San Francisco
17.	47	David Garrard to Mercedes Lewis12-6-09 vs. Houston
18.	35t	David Garrard to Nate Hughes12-6-09 vs. Houston
19.	62	David Garrard to Zach Miller12-6-09 vs. Houston
20.	63	David Garrard to Torry Holt12-13-09 vs. Miami
21.	30	Maurice Jones-Drew run1-3-10 at Cleveland

2008

1.	33David Garrard to Matt Jones9-7-08 at Tennessee
2.	34Fred Taylor run9-21-08 at Indianapolis
3.	41tMontell Owens run9-28-08 vs. Houston
4.	32David Garrard to Mike Walker10-5-08 vs. Pittsburgh
5.	46tMaurice Jones-Drew run10-12-08 at Denver
6.	30tDavid Garrard to Mercedes Lewis10-12-08 at Denver
7.	32David Garrard to Reggie Williams10-26-08 vs. Cleveland
8.	35David Garrard to Matt Jones10-26-08 vs. Cleveland
9.	31David Garrard to Jerry Porter11-2-08 at Cincinnati
10.	30David Garrard to Reggie Williams11-23-08 vs. Minnesota
11.	33David Garrard to Jerry Porter12-1-08 at Houston
12.	41David Garrard to Dennis Northcutt12-14-08 vs. Green Bay
13.	35David Garrard to Dennis Northcutt12-14-08 vs. Green Bay
14.	30tDavid Garrard to Dennis Northcutt12-14-08 vs. Green Bay

2007

1.	47tDavid Garrard to John Broussard9-9-07 vs. Tennessee
2.	33David Garrard to Ernest Wilford9-16-07 vs. Atlanta
3.	52tMaurice Jones-Drew run10-7-07 at Kansas City
4.	40David Garrard to Dennis Northcutt10-7-07 at Kansas City
5.	76Fred Taylor run10-14-07 vs. Houston
6.	57tMaurice Jones-Drew run10-14-07 vs. Houston
7.	30Quinn Gray to Greg Estandia10-28-07 at Tampa Bay
8.	80tQuinn Gray to Reggie Williams11-4-07 at New Orleans
9.	56Quinn Gray to John Broussard11-4-07 at New Orleans
10.	30Maurice Jones-Drew run11-11-07 at Tennessee
11.	36tDavid Garrard to Reggie Williams11-18-07 vs. San Diego
12.	36David Garrard to George Wrihster11-18-07 vs. San Diego
13.	50tFred Taylor run11-25-07 vs. Buffalo
14.	59tDavid Garrard to Reggie Williams11-25-07 vs. Buffalo
15.	35David Garrard to Ernest Wilford12-2-07 at Indianapolis
16.	80tFred Taylor run12-9-07 vs. Carolina
17.	38Fred Taylor run12-16-07 at Pittsburgh
18.	55tDavid Garrard to Dennis Northcutt12-16-07 at Pittsburgh
19.	62tFred Taylor run12-23-07 vs. Oakland
20.	43David Garrard to Maurice Jones-Drew12-23-07 vs. Oakland
21.	37tDavid Garrard to Matt Jones12-23-07 vs. Oakland
22.	48Quinn Gray to Matt Jones12-30-07 at Houston
23.	43tDavid Garrard to Maurice Jones-Drew1-5-08 at Pittsburgh
24.	32David Garrard run1-5-08 at Pittsburgh
25.	34David Garrard to Mercedes Lewis1-12-08 at New England

2006

1.	30Byron Leftwich to Ernest Wilford9-10-06 vs. Dallas
2.	48Byron Leftwich to Reggie Williams9-18-06 vs. Pittsburgh
3.	51tByron Leftwich to Maurice Jones-Drew10-1-06 at Washington
4.	35Byron Leftwich to Reggie Williams10-1-06 at Washington
5.	33Byron Leftwich to Reggie Williams10-1-06 at Washington
6.	31Byron Leftwich to Mercedes Lewis10-1-06 at Washington
7.	32Byron Leftwich to Fred Taylor10-8-06 vs. New York Jets
8.	40Byron Leftwich to Ernest Wilford10-8-06 vs. New York Jets
9.	32Fred Taylor run10-22-06 at Houston
10.	40Maurice Jones-Drew run11-5-06 vs. Tennessee
11.	36David Garrard to Fred Taylor11-12-06 vs. Houston
12.	49David Garrard to Matt Jones11-20-06 vs. New York Giants
13.	33David Garrard to Matt Jones12-3-06 at Miami
14.	32tMaurice Jones-Drew run12-3-06 at Miami
15.	76Fred Taylor run12-10-06 vs. Indianapolis
16.	48tMaurice Jones-Drew run12-10-06 vs. Indianapolis
17.	35Fred Taylor run12-17-06 at Tennessee
18.	37David Garrard to Maurice Jones-Drew12-17-06 at Tennessee
19.	35David Garrard to Reggie Williams12-17-06 at Tennessee
20.	30David Garrard to Reggie Williams12-17-06 at Tennessee
21.	74tMaurice Jones-Drew run12-24-06 vs. New England
22.	41David Garrard to Ernest Wilford12-24-06 vs. New England
23.	33tDavid Garrard to Matt Jones12-24-06 vs. New England
24.	39David Garrard to Matt Jones12-31-06 at Kansas City
25.	32Quinn Gray to Reggie Williams12-31-06 at Kansas City

2005

1.	45Byron Leftwich to Jimmy Smith9-11-05 vs. Seattle
2.	30tByron Leftwich to Jimmy Smith9-11-05 vs. Seattle
3.	41Byron Leftwich to Brian Jones9-18-05 at Indianapolis
4.	36tByron Leftwich to Jimmy Smith9-25-05 at New York Jets
5.	45tByron Leftwich to Jimmy Smith10-2-05 vs. Denver
6.	41Byron Leftwich to Reggie Williams10-16-05 at Pittsburgh
7.	71tFred Taylor run10-30-05 at St. Louis
8.	45Alvin Pearman run10-30-05 at St. Louis
9.	37Byron Leftwich to Ernest Wilford10-30-05 at St. Louis
10.	39Byron Leftwich to Ernest Wilford11-6-05 vs. Houston
11.	32tByron Leftwich to Matt Jones11-13-05 vs. Baltimore
12.	36Byron Leftwich to Matt Jones11-13-05 vs. Baltimore
13.	42Byron Leftwich to Matt Jones11-13-05 vs. Baltimore
14.	33Byron Leftwich to Kyle Brady11-20-05 at Tennessee
15.	31David Garrard to Jimmy Smith12-11-05 vs. Indianapolis
16.	30David Garrard to Reggie Williams12-18-05 vs. San Francisco
17.	32David Garrard to Ernest Wilford12-24-05 at Houston
18.	37David Garrard to Ernest Wilford12-24-05 at Houston
19.	36tDavid Garrard to Ernest Wilford12-24-05 at Houston
20.	32tLaBrandon Toefield run1-1-06 vs. Tennessee
21.	32David Garrard to Matt Jones1-1-06 vs. Tennessee
22.	41David Garrard to Matt Jones1-7-06 at New England

2004


1.	45Byron Leftwich to Jimmy Smith9-12-04 at Buffalo
2.	31Byron Leftwich to Jimmy Smith9-19-04 vs. Denver
3.	40tByron Leftwich to Jimmy Smith10-3-04 vs. Indianapolis
4.	38Byron Leftwich to Ernest Wilford10-10-04 at San Diego
5.	30Byron Leftwich to Jimmy Smith10-17-04 vs. Kansas City
6.	64tByron Leftwich to Fred Taylor10-17-04 vs. Kansas City
7.	65Byron Leftwich to Jimmy Smith10-24-04 at Indianapolis
8.	31Byron Leftwich to Fred Taylor10-24-04 at Indianapolis
9.	42Fred Taylor run11-14-04 vs. Detroit
10.	36tDavid Garrard to Jimmy Smith11-14-04 vs. Detroit
11.	31Fred Taylor run11-28-04 at Minnesota
12.	43Byron Leftwich to Jimmy Smith11-28-04 at Minnesota
13.	36Byron Leftwich to Troy Edwards12-05-04 vs. Pittsburgh
14.	56Byron Leftwich to Todd Yoder12-05-04 vs. Pittsburgh
15.	36Byron Leftwich to Ernest Wilford12-05-04 vs. Pittsburgh
16.	31tByron Leftwich to Jimmy Smith12-12-04 vs. Chicago
17.	46Fred Taylor run12-19-04 at Green Bay
18.	31tByron Leftwich to Jimmy Smith12-19-04 at Green Bay
19.	37tFred Taylor run12-19-04 at Green Bay
20.	46Byron Leftwich to Ernest Wilford1-02-05 at Oakland

2003

1.	65tMark Brunell to Jermaine Lewis9-7-03 at Carolina
2.	33tMark Brunell to Matthew Hatchette9-7-03 at Carolina
3.	42Fred Taylor run9-21-03 at Indianapolis
4.	32LaBrandon Toefield to Marc Edwards9-28-03 at Houston
5.	84tByron Leftwich to Troy Edwards9-28-03 at Houston
6.	36Byron Leftwich to Jimmy Smith10-5-03 vs. San Diego
7.	45Byron Leftwich to Matthew Hatchette10-5-03 vs. San Diego
8.	60tByron Leftwich to Fred Taylor10-5-03 vs. San Diego
9.	31Byron Leftwich to David Allen10-12-03 vs. Miami
10.	49Byron Leftwich to Jimmy Smith10-26-03 vs. Tennessee
11.	43Byron Leftwich to Jimmy Smith11-10-03 vs. Indianapolis
12.	32Fred Taylor run11-10-03 vs. Indianapolis
13.	30LaBrandon Toefield run11-24-03 at New York Jets
14.	48tByron Leftwich to Jimmy Smith11-30-03 vs. Tampa Bay
15.	32tByron Leftwich to Jimmy Smith12-7-03 vs. Houston
16.	62Fred Taylor run12-7-03 vs. Houston
17.	67Byron Leftwich to Jimmy Smith12-14-03 at New England
18.	30Byron Leftwich to George Wrihster12-21-03 vs. New Orleans

Bold indicates Playoffs

JACKSONVILLE
JAGUARS



**2009 INDIVIDUAL BESTS/
MISCELLANEOUS INDIVIDUAL
STATISTICS**

JAGUARS' INDIVIDUAL BESTS (Through Jan. 3, 2010)

DAVID GARRARD

Most yards passing

335 ..10-18-09 vs. St. Louis
 329 ..12-18-08 vs. Indianapolis
 323 ..10-4-09 vs. Tennessee
 317 ..11-23-08 vs. Minnesota
 307 ..11-29-09 at San Francisco
 296 ..11-25-07 vs. Buffalo
 292 ..12-24-05 at Houston
 287 ..12-1-08 at Houston
 283 ..10-26-08 vs. Cleveland
 282 ..9-20-09 vs. Arizona
278 ..1-12-08 at New England (playoffs)
 276 ..10-12-08 at Denver
 272 ..9-16-07 vs. Atlanta
 264 ..11-8-09 vs. Kansas City
 257 ..12-2-07 at Indianapolis
 250 ..12-11-05 vs. Indianapolis
 249 ..11-20-06 vs. New York Giants
 23811-9-08 at Detroit
 238 ..12-14-08 vs. Green Bay
 23812-6-09 vs. Houston
 236 ..9-28-08 vs. Houston
 233 ..12-17-06 at Tennessee
 230 ..12-9-07 vs. Carolina

Most pass attempts

4511-23-08 vs. Minnesota
 439-20-09 vs. Arizona
 4310-18-09 vs. St. Louis
 4210-26-08 vs. Cleveland
 4112-18-08 vs. Indianapolis
 4012-18-05 vs. San Francisco
 4012-17-09 vs. Indianapolis
 391-3-10 at Cleveland
 3811-3-08 at Cincinnati
 3812-7-08 at Chicago
 3712-17-06 at Tennessee
 3711-25-07 vs. Buffalo
 3710-4-09 vs. Tennessee
 3611-14-04 vs. Detroit
 3612-9-07 vs. Carolina
 3611-29-09 at San Francisco
 3512-11-05 vs. Indianapolis
 359-7-08 at Tennessee
 3512-1-08 at Houston

Most pass completions

3010-18-09 vs. St. Louis
 2812-18-08 vs. Indianapolis
 2711-23-08 vs. Minnesota
 2710-4-09 vs. Tennessee
 2612-11-05 vs. Indianapolis
 2510-12-08 at Denver
 2510-26-08 vs. Cleveland
 2512-1-08 at Houston
 2511-29-09 at San Francisco
 2412-2-07 at Indianapolis
 2311-25-07 vs. Buffalo
 239-7-08 at Tennessee
 239-28-08 vs. Houston
 2311-3-08 at Cincinnati
 239-20-09 vs. Arizona
 2312-17-09 vs. Indianapolis

Longest pass completions

6312-13-09 vs. Miami
 6212-6-09 vs. Houston
 61t.....11-8-09 vs. Kansas City
 59t.....11-25-07 vs. Buffalo
 55t.....12-16-07 at Pittsburgh
 4911-20-06 vs. New York Giants

47t.....9-9-07 vs. Tennessee
 4712-6-09 vs. Houston
 4511-8-09 vs. Kansas City
 4312-23-07 vs. Oakland
43t.....1-5-08 at Pittsburgh (playoffs)
 4112-24-06 vs. New England
 4112-14-08 vs. Green Bay
411-7-06 at New England (playoffs)

4110-18-09 vs. St. Louis
 4010-7-07 at Kansas City
 3912-31-06 at Kansas City
 3712-24-05 at Houston
 3712-17-06 at Tennessee
 37t.....12-23-07 vs. Oakland
 36t.....11-14-04 vs. Detroit
 36t.....12-24-05 at Houston
 36t.....11-18-07 vs. San Diego
 3611-18-07 vs. San Diego
 3611-12-06 vs. Houston
 3512-17-06 at Tennessee
 3512-2-07 at Indianapolis
 3510-26-08 vs. Cleveland
 3512-14-08 vs. Green Bay
 3510-18-09 vs. St. Louis
 3511-22-09 vs. Buffalo
 35t.....12-6-09 vs. Houston
341-12-08 at New England (playoffs)
 349-20-09 vs. Arizona

Highest completion pct.

82.8 ...24/29, 12-2-07 at Indianapolis
 76.0 ..19/25, 12-27-09 at New England
 75.0 ...9/12, 10-26-03 vs. Tennessee
 74.2 ...26/35, 12-11-05 vs. Indianapolis
 74.1 ...20/27, 10-7-07 at Kansas City
 73.9 ..17/23, 12-24-06 vs. New England
 73.5 ..25/34, 10-12-08 at Denver
 73.0 ..27/37, 10-4-09 vs. Tennessee
 72.7 ..16/22, 11-26-06 at Buffalo
 72.7 ..16/22, 12-3-06 at Miami
 72.7 ..16/22, 9-21-08 at Indianapolis
 72.0 ..18/25, 11-9-08 at Detroit
 71.9 ..23/32, 9-28-08 vs. Houston
 71.4 ..25/35, 12-1-08 at Houston
 70.0 ..14/20, 9-23-07 at Denver
 70.0 ..21/30, 11-22-09 vs. Buffalo
 69.8 ..30/43, 10-18-09 vs. St. Louis
 69.4 ..25/36, 11-29-09 at San Francisco
 68.3 ..28/41, 12-18-08 vs. Indianapolis
 68.0 ..17/25, 9-16-07 vs. Atlanta
 66.7 ...8/12, 10-22-07 vs. Indianapolis
66.7 ...22/33, 1-12-08 at New England (playoffs)
 66.7 ...18/27, 11-8-09 vs. Kansas City

Highest passer rating (minimum 12 attempts)

136.4 ..16-22-229, 2 TDs, 12-3-06 at Miami
 128.4 18-25-238, 2 TDs, 11-9-08 at Detroit
 126.3 ..27-37-323, 3 TDs, 10-4-09 vs. Tennessee

122.2 ..9-12-86, 1 TD, 10-26-03 vs. Tennessee
 120.6 ...12-22-177, 3 TDs, 11-5-06 vs. Tennessee
 118.0 ...16-22-132, 2 TDs, 11-26-06 at Buffalo
 117.4 ..17-25-272, 1 TD, 9-16-07 vs. Atlanta
 114.8 ..15-24-189, 2 TDs, 11-18-07 vs. San Diego
 113.5 ...17-23-195, 1 TD, 12-24-06 vs. New England
 113.0 ...11-18-199, 2 TDs, 12-23-07 vs. Oakland
 112.2 ...24-29-257, 2 TDs, 12-2-07 at Indianapolis
 110.7 ...18-27-264, 1 TD, 11-8-09 vs. Kansas City
 109.8 ...20-27-218, 1 TD, 10-7-07 at Kansas City
 109.2 ...14-20-154, 1 TD, 9-23-07 at Denver
 107.0 25-34-276, 1 TD, 10-12-08 at Denver
 106.0 15-28-238, 2 TD, 12-6-09 vs. Houston
 105.4 21-33-238, 2 TD, 12-14-08 vs. Green Bay
 103.3 ...26-35-250, 1 TD, 12-11-05 vs. Indianapolis
 103.1 23-32-236, 1TD, 9-28-08 vs. Houston
 102.7 ...22-34-221, 2 TD, 10-14-07 vs. Houston
 101.6 16-26-221, 1 TD, 11-15-09 at New York Jets
 100.5 ..18-31-292, 1 TD, 12-24-05 at Houston
100.3 ..22-33-278, 2 TD, 1-12-08 at New England (playoffs)

Most touchdown passes

311-5-06 vs. Tennessee
 312-16-07 at Pittsburgh
 310-4-09 vs. Tennessee
 312-17-09 vs. Indianapolis
 215 times, last 1-3-10 at Cleveland
21-12-08 at New England (playoffs)
 1 25 times, last 11-22-09 vs. Buffalo
11-5-08 at Pittsburgh (playoffs)

Most interceptions

411-12-06 vs. Houston
 312-17-06 at Tennessee
 210-13-02 at Tennessee
 29-7-08 at Tennessee
 211-23-08 vs. Minnesota
21-5-08 at Pittsburgh (playoffs)
 212-28-08 at Baltimore
 210-18-09 vs. St. Louis
 211-1-09 at Tennessee
 212-27-09 at New England
 118 times, last 1-3-09 at Cleveland
11-12-08 at New England (playoffs)

Most rushing yards

7110-13-02 at Tennessee (7 rushes, 2 TDs)
 6111-27-05 at Arizona (6 rushes, 1 TD)
 5910-26-08 vs. Cleveland (7 rushes)
581-5-08 at Pittsburgh (playoffs) (5 rushes)
 529-23-07 at Denver (12 rushes)
 4412-29-02 at Indianapolis (11 rushes)
 4411-12-06 vs. Houston (4 rushes)
 4312-17-06 at Tennessee (6 rushes)
 4211-14-04 vs. Detroit (7 rushes)
 419-28-08 vs. Houston (7 rushes)
 4012-24-05 at Houston (5 rushes)
 4012-28-08 at Baltimore (4 rushes)
 40 1-3-10 at Cleveland (5 rushes)
 3810-4-09 vs. Tennessee (8 rushes)

Most rushing attempts

129-23-07 at Denver
 1112-29-02 at Indianapolis
 912-4-05 at Cleveland
 911-20-06 vs. New York Giants
 911-8-09 vs. Kansas City
 810-29-06 at Philadelphia
 810-12-08 at Denver
 810-4-09 vs. Tennessee
 812-6-09 vs. Houston

Longest runs

41t.....10-13-02 at Tennessee
321-5-08 at Pittsburgh (playoffs)
 309-27-09 at Houston
 2812-4-05 at Cleveland
 2711-27-05 at Arizona
 2410-26-08 vs. Cleveland
 2312-24-05 at Houston
 2212-28-08 at Baltimore
 2012-17-06 at Tennessee
 199-23-07 at Denver
 1711-20-06 vs. New York Giants
 1712-3-06 at Miami
 16t.....11-27-05 at Arizona
 1611-12-06 vs. Houston
 1611-26-06 at Buffalo
 1612-14-08 vs. Green Bay
 1610-4-09 vs. Tennessee
 1512-31-06 at Kansas City
 151-3-10 at Cleveland

Most rushing touchdowns

210-13-02 at Tennessee
 110 times, last 12-27-09 at New England

MAURICE JONES-DREW

Most rushing yards

17711-1-09 at Tennessee
 16612-10-06 vs. Indianapolis
 13310-18-09 vs. St. Louis
 13112-24-06 vs. New England
 12510-14-07 vs. Houston
 12510-12-08 at Denver
 12311-15-09 at New York Jets
 1199-27-09 at Houston
 11012-17-09 vs. Indianapolis
 1079-21-08 at Indianapolis
 1039-24-06 at Indianapolis
 10111-11-07 at Tennessee
 9812-17-06 at Tennessee
 979-13-09 at Indianapolis
 9711-8-09 vs. Kansas City
 9112-18-08 vs. Indianapolis
 8210-7-07 at Kansas City
 821-3-10 at Cleveland
 7811-26-06 at Buffalo
 7812-28-08 at Baltimore
 7710-29-06 at Philadelphia
 7612-6-09 vs. Houston
 7511-29-09 at San Francisco
 7011-9-08 at Detroit

Most attempts

3310-18-09 vs. St. Louis
 2911-8-09 vs. Kansas City
 2712-17-09 vs. Indianapolis
 2512-17-06 at Tennessee
 2511-22-09 vs. Buffalo
 2411-15-09 at New York Jets
 2412-6-09 vs. Houston
 2312-28-08 at Baltimore
 239-27-09 at Houston
 2210-12-08 at Denver
 219-13-09 at Indianapolis
 2110-26-06 at Philadelphia
 2012-18-08 vs. Indianapolis
 1912-24-06 vs. New England
 1911-11-07 at Tennessee
 199-21-08 at Indianapolis
 1812-13-09 vs. Miami
 1812-27-09 at New England
 1711-16-08 vs. Tennessee
 161-3-10 at Cleveland
 1512-10-06 vs. Indianapolis
 159-23-07 at Denver
 1511-29-09 at San Francisco
 139-24-06 at Indianapolis
 1310-8-06 vs. New York Jets
 1310-22-07 vs. Indianapolis
 139-20-09 vs. Arizona

Longest runs

80t11-1-09 at Tennessee
 79t11-1-09 at Tennessee
 74t12-24-06 vs. New England
 61t9-27-09 at Houston
 57t10-14-07 vs. Houston
 52t10-7-07 at Kansas City
 4812-10-06 vs. Indianapolis
 46t10-12-08 at Denver
 4011-5-06 vs. Tennessee
 369-20-09 vs. Arizona
 33t11-15-09 at New York Jets
 32t12-3-06 at Miami
 3011-11-07 at Tennessee
 301-3-10 at Cleveland
 2710-14-07 vs. Houston
 269-13-09 at Indianapolis
 269-24-06 at Indianapolis

2610-18-09 vs. St. Louis
 2411-26-06 at Buffalo
 239-9-07 vs. Tennessee
 2312-28-08 at Baltimore
 2212-2-07 at Indianapolis

Most rushing touchdowns

311-9-08 at Detroit
 39-27-09 at Houston
 310-18-09 vs. St. Louis
 210-8-06 vs. New York Jets
 212-10-06 vs. Indianapolis
 212-24-06 vs. New England
 210-14-07 vs. Houston
 210-12-08 at Denver
 211-16-08 vs. Tennessee
 211-1-09 at Tennessee
 126 times, last 12-17-09 vs. Indianapolis
11-5-08 at Pittsburgh (playoffs)

Most receptions

911-23-08 vs. Minnesota
 710-22-06 at Houston
 712-7-08 at Chicago
 712-18-08 vs. Indianapolis
 612-24-06 vs. New England
 612-23-07 vs. Oakland
 610-5-08 vs. Pittsburgh
61-12-08 at New England (playoffs)
 59-13-09 at Indianapolis
 511-26-06 at Buffalo
 512-16-07 at Pittsburgh
 510-11-09 at Seattle
 510-18-09 vs. St. Louis
 511-29-09 at San Francisco
 512-17-09 vs. Indianapolis
 410 times, last 11-22-09 vs. Buffalo
 314 times, last 12-27-09 at New England

Most receiving yards

11311-23-08 vs. Minnesota
 9612-23-07 vs. Oakland
 7112-18-08 vs. Indianapolis
 5910-14-07 vs. Houston
 599-21-08 at Indianapolis
 5810-22-06 at Houston
 5611-12-06 vs. Houston
 5310-1-06 at Washington
491-12-08 at New England (playoffs)
 4711-26-06 at Buffalo
 4712-17-06 at Tennessee
 4712-7-08 at Chicago

Longest receptions

51t10-1-06 at Washington
 4312-23-07 vs. Oakland
43t1-5-08 at Pittsburgh (playoffs)
 3712-17-06 at Tennessee
 2811-26-06 at Buffalo
 269-21-08 at Indianapolis
 2511-5-06 vs. Tennessee
 2510-14-07 vs. Houston
 249-21-08 at Indianapolis
 2411-23-08 vs. Minnesota
 2211-4-07 at New Orleans
 2111-12-06 vs. Houston
 209-9-07 vs. Tennessee
 2011-23-08 vs. Minnesota
 1910-22-06 at Houston
 1912-7-08 at Chicago
 1911-15-09 at New York Jets
 1810-14-07 vs. Houston
 1811-23-08 vs. Minnesota
181-12-08 at New England (playoffs)

Most receiving touchdowns

19-24-06 at Indianapolis
 110-1-06 at Washington
11-5-08 at Pittsburgh (playoffs)
 112-7-08 at Chicago
 112-14-08 vs. Green Bay
 112-17-09 vs. Indianapolis

Most combined yards (rush/rec)

18410-14-07 vs. Houston (125 rush, 59 rec.)
 18112-10-06 vs. Indianapolis (166 rush, 15 rec.)
 17810-18-09 vs. St. Louis (133 rush, 45 rec.)
 17311-1-09 at Tennessee (177 rush, -4 rec.)
 17212-24-06 vs. New England (131 rush, 41 rec.)
 1669-21-08 at Indianapolis (107 rush, 59 rec.)
 16212-18-08 vs. Indianapolis (91 rush, 71 rec.)
 14810-12-08 at Denver (125 rush, 23 rec.)
 1479-27-09 at Houston (119 rush, 28 rec.)
 14512-17-06 at Tennessee (98 rush, 47 rec.)
 14511-15-09 at New York Jets (123 rush, 22 rec.)
 14012-23-07 vs. Oakland (44 rush, 96 rec.)
 14012-17-09 vs. Indianapolis (110 rush, 30 rec.)
 1359-24-06 at Indianapolis (103 rush, 32 rec.)
 13411-8-09 vs. Kansas City (97 rush, 37 rec.)
 12911-11-07 at Tennessee (101 rush, 28 rec.)
 12511-26-06 at Buffalo (78 rush, 47 rec.)
 1239-13-09 at Indianapolis (97 rush, 26 rec.)
 11711-23-08 vs. Minnesota
 (4 rush, 113 rec.)
 11210-7-07 at Kansas City (82 rush, 30 rec.)
 10212-7-08 at Chicago (55 rush, 47 rec.)

Most all-purpose yards

30312-10-06 vs. Indianapolis (166 rush, 15 rec., 122 ret.)
 26010-14-07 vs. Houston (125 rush, 59 rec., 76 ret.)
 2449-24-06 at Indianapolis (103 rush, 32 rec., 109 ret.)
 23311-23-08 vs. Minnesota (4 rush, 113 rec., 115 ret.)
 22611-26-06 at Buffalo (78 rush, 47 rec., 101 ret.)
 20812-31-06 at Kansas City (46 rush, 16 rec., 142 ret.)
 20210-22-07 vs. Indianapolis (52 rush, 17 rec., 133 ret.)
 20111-4-07 at New Orleans (28 rush, 31 rec., 142 ret.)
 19912-17-09 vs. Indianapolis (110 rush, 30 rec., 59 ret.)
 1919-21-08 at Indianapolis (107 rush, 59 rec., 25 ret.)
 18611-11-07 at Tennessee (101 rush, 28 rec., 57 ret.)

Longest kickoff returns

100t*11-4-07 at New Orleans
96^1-5-08 at Pittsburgh (playoffs)
 93t12-10-06 vs. Indianapolis
 6510-22-07 vs. Indianapolis
 429-9-07 vs. Tennessee
 429-23-07 at Denver
 4112-31-06 at Kansas City

*-Team record

^*-Team playoff record

GREG JONES

Most rushing yards

10611-13-05 vs. Baltimore
 10312-4-05 at Cleveland
 7811-27-05 at Arizona
 7710-16-05 at Pittsburgh
 7112-30-07 at Houston
 4412-18-05 vs. San Francisco
 4312-11-05 vs. Indianapolis
 3812-26-04 vs. Houston
 3311-20-05 at Tennessee
 299-18-05 at Indianapolis

Most attempts

2712-4-05 at Cleveland
 2511-13-05 vs. Baltimore
 2311-27-05 at Arizona
 1810-16-05 at Pittsburgh
 1611-20-05 at Tennessee
 161-2-05 at Oakland
 1412-30-07 at Houston

Longest runs

279-18-05 at Indianapolis
 2510-16-05 at Pittsburgh
 25t11-27-05 at Arizona
 2212-4-05 at Cleveland
 2011-13-05 vs. Baltimore
 1812-4-05 at Arizona

Most rushing touchdowns

19 times, last 11-11-07 at Tennessee

Most receptions

312-30-07 at Houston
 39-7-08 at Tennessee
 310-12-08 at Denver
 211-20-05 at Tennessee
 212-18-05 vs. San Francisco
 29-28-08 vs. Houston

Most receiving yards

289-28-08 vs. Houston
 2710-14-07 vs. Houston
 2712-30-07 at Houston
 2110-12-08 at Denver
 1810-28-07 at Tampa Bay
 179-21-08 at Indianapolis
 1510-5-08 vs. Pittsburgh
 139-7-08 at Tennessee
121-12-08 at New England (playoffs)
 1110-7-07 at Kansas City
 1110-26-08 vs. Cleveland
 109-11-05 vs. Seattle
 1012-18-05 vs. San Francisco
 1010-6-05 vs. Denver

Longest receptions

2710-14-07 vs. Houston
 229-28-08 vs. Houston
 1810-28-07 at Tampa Bay
 179-21-08 at Indianapolis
 1510-5-08 vs. Pittsburgh
121-12-08 at New England (playoffs)
 1110-7-07 at Kansas City
 1112-30-07 at Houston
 1112-30-07 at Houston
 1110-12-08 at Denver
 1110-26-08 vs. Cleveland
 109-11-05 vs. Seattle
 1010-6-05 vs. Denver
 99-13-09 at Indianapolis
 911-14-04 vs. Detroit
 912-4-05 at Cleveland
 99-16-07 vs. Atlanta

Most receiving touchdowns

111-11-07 at Tennessee
 112-23-07 vs. Oakland
 19-7-08 at Tennessee

TORRY HOLT

Most receptions

129-28-03 vs. Arizona
 129-23-02 at Tampa Bay
 1111-20-05 vs. Arizona
 1111-2-03 at San Francisco
 1110-13-03 vs. Atlanta
 1012-24-05 vs. San Francisco
 1012-11-05 at Minnesota
 1011-27-05 at Houston
 109-11-05 at San Francisco
 1012-5-04 vs. San Francisco
 1012-21-03 vs. Cincinnati
 99-19-04 at Atlanta
 911-23-03 at Arizona
 911-16-03 at Chicago
 912-22-02 at Seattle
 99-29-02 vs. Dallas
 912-22-02 at Seattle
 99-29-02 vs. Dallas
 912-18-00 at Tampa Bay
 912-10-00 vs. Minnesota
 812 times, last 12-9-07 at Cincinnati
 720 times, last 10-11-09 at Seattle
71-30-00 at Tennessee (playoffs)
71-23-00 vs. Tampa Bay (playoffs)
 626 times, last 9-20-09 vs. Arizona
61-8-05 at Seattle (playoffs)
61/16/00 vs. Minnesota (playoffs)

Most receiving yards

20312-30-01 vs. Indianapolis
 20011-2-03 at San Francisco
 1899-24-00 at Atlanta
 17410-26-03 at Pittsburgh
 17212-10-00 vs. Minnesota
 16512-18-00 at Tampa Bay
 16312-24-04 vs. San Francisco
 1639-25-05 vs. Tennessee
 16110-13-03 vs. Atlanta
 16012-5-04 vs. San Francisco
 15410-15-06 vs. Seattle
 15112-12-04 at Carolina
 14511-23-03 at Arizona

14112-15-02 vs. Arizona
 1399-23-02 at Tampa Bay
 13911-26-01 vs. Tampa Bay
 13512-2-07 vs. Atlanta
 1339-28-03 vs. Arizona
 13011-27-05 at Houston
 13011-5-00 vs. Carolina
 12911-20-05 vs. Arizona
 12610-9-05 vs. Seattle
 1259-11-05 at San Francisco
 12511-20-00 vs. Washington
 12411-11-07 at New Orleans
 12410-18-04 vs. Tampa Bay
 12412-21-03 vs. Cincinnati
 12411-16-03 at Chicago
 1221-2-99 at Philadelphia
 1219-19-04 at Atlanta
 12112-24-00 at New Orleans
 1209-24-06 at Arizona

Longest receptions

85t9-24-00 at Atlanta
 75t12-12-04 at Carolina
 72t12-18-00 at Tampa Bay
 67t10-15-06 vs. Seattle
 6411-20-00 vs. Washington
 63t1-2-00 at Philadelphia
 6312-13-09 vs. Miami
 6211-5-00 vs. Carolina
 5812-15-02 vs. Arizona
521-8-05 at Seattle (playoffs)
 52t10-18-04 vs. Tampa Bay
 5210-20-02 vs. Seattle
 5112-30-01 vs. Indianapolis
 5010-13-02 vs. Oakland
501-20-02 vs. Green Bay (playoffs)
 499-17-00 vs. San Francisco
 4910-10-99 vs. San Francisco
 4810-26-03 at Pittsburgh
 4612-23-01 at Carolina
 45t9-14-08 vs. N.Y. Giants
 45t12-2-01 at Atlanta
 45t9-30-01 vs. Miami

449-11-05 at San Francisco
 44t1-2-05 vs. N.Y. Jets
 429-24-06 at Arizona
 4212-24-00 at New Orleans
 41t11-2-03 at San Francisco
 419-10-00 at Seattle
 4110-18-09 vs. St. Louis
 40t12-24-05 vs. San Francisco
 4011-11-07 at New Orleans
 4012-5-04 vs. San Francisco
 40t12-14-03 vs. Seattle
 4012-12-99 at New Orleans
 3910-28 vs. Cleveland
 39t10-19-03 vs. Green Bay
 3911-10-02 vs. San Diego
 3811-23-08 vs. Chicago
 3812-2-07 vs. Atlanta
 3811-23-03 at Arizona
 38t9-26-99 vs. Atlanta
 3711-20-05 vs. Arizona
 37t9-7-03 at N.Y. Giants
 3711-26-01 vs. Tampa Bay
 3610-17-05 at Indianapolis
 369-12-04 vs. Arizona
 369-8-02 at Denver
 36t10-8-01 at Detroit
 3511-7 vs. New England

Most receiving touchdowns

310-15-06 vs. Seattle
 210 times, last 12-11-06 vs. Chicago
 150 times, last 12-14-08 vs. Seattle
14 times playoffs, last 1-15-05 at Atlanta

MIKE SIMS-WALKER

Most receptions

910-18-09 vs. St. Louis
 811-22-09 vs. Buffalo
 710-4-09 vs. Tennessee
 610-5-08 vs. Pittsburgh
 69-20-09 vs. Arizona
 69-27-09 at Houston
 611-8-09 vs. Kansas City
 612-17-19 vs. Indianapolis
 59-28-08 vs. Houston

Most receiving yards

14711-8-09 vs. Kansas City
 12010-18-09 vs. St. Louis
 10710-5-08 vs. Pittsburgh
 1069-20-09 vs. Arizona
 9110-4-09 vs. Tennessee
 9111-22-09 vs. Buffalo
 819-27-09 at Houston
 6412-17-09 vs. Indianapolis
 4911-15-09 at New York Jets

469-28-08 vs. Houston
 4611-29-09 at San Francisco

Longest receptions

61t11-8-09 vs. Kansas City
 4511-8-09 vs. Kansas City
 3510-18-09 vs. St. Louis
 349-20-09 vs. Arizona
 3210-5-08 vs. Pittsburgh
 289-27-09 at Houston
 2811-22-09 vs. Buffalo
 2610-18-09 vs. St. Louis
 26t11-15-09 at New York Jets
 2312-28-08 at Baltimore
 219-20-09 vs. Arizona
 2110-18-09 vs. St. Louis
 2011-22-09 vs. Buffalo
 201-3-10 at Cleveland
 1910-4-09 vs. Tennessee
 1912-17-09 vs. Indianapolis
 1810-5-08 vs. Pittsburgh

1810-5-08 vs. Pittsburgh
 1812-18-08 vs. Indianapolis
 1811-29-09 at San Francisco
 179-27-09 at Houston
 179-20-09 vs. Arizona

Most receiving touchdowns

210-4-09 vs. Tennessee
 15 times, last 12-17-09 vs. Indianapolis

MARCEDES LEWIS

Most receptions

612-18-08 vs. Indianapolis
 511-25-07 vs. Buffalo
 512-2-07 at Indianapolis
 48 times, last 12-17-09 vs. Indianapolis
41-12-08 at New England (playoffs)
 310 times, last 11-29-09 at San Francisco

Most receiving yards

7610-4-09 vs. Tennessee
741-12-08 at New England (playoffs)
 7011-22-09 vs. Buffalo
 6411-9-08 at Detroit
 6410-12-08 at Denver
 629-20-09 vs. Arizona
 5811-15-09 at New York Jets
 5711-25-07 vs. Buffalo
 5512-18-08 vs. Indianapolis
 5312-17-09 vs. Indianapolis
 4712-6-09 vs. Houston
 4611-4-07 at New Orleans
 449-23-07 at Denver
 4312-7-08 at Chicago
 4212-2-07 at Indianapolis

4111-23-08 vs. Minnesota
 4010-1-06 at Washington
 4011-29-09 at San Francisco

Longest receptions

4712-6-09 vs. Houston
 3511-22-09 vs. Buffalo
341-12-08 at New England (playoffs)
 33t10-4-09 vs. Tennessee
 3311-15-09 at New York Jets
 3110-1-06 at Washington
 30t10-12-08 at Denver
 2911-9-08 at Detroit
 2910-4-09 vs. Tennessee
 2712-7-08 at Chicago
 259-16-07 vs. Atlanta
 25t9-20-09 vs. Arizona
 2511-15-09 at New York Jets
 2512-17-09 vs. Indianapolis
 2411-25-07 vs. Buffalo
 2410-5-08 vs. Pittsburgh
 2411-22-09 vs. Buffalo
231-12-08 at New England (playoffs)
 2211-29-09 at San Francisco

2111-4-07 at New Orleans
 2111-3-08 at Cincinnati
 2111-23-08 vs. Minnesota
 2012-16-07 at Pittsburgh
 2012-1-08 at Houston
 2011-1-09 at Tennessee
 199-13-09 at Indianapolis
 1912-10-06 vs. Indianapolis
 1911-16-08 vs. Tennessee
 189-23-07 at Denver
 1811-4-07 at New Orleans
 1812-16-07 at Pittsburgh
 189-27-09 at Houston

Most receiving touchdowns

111-26-06 at Buffalo
 111-18-07 vs. San Diego
 112-2-07 at Indianapolis
 110-5-08 vs. Pittsburgh
 110-12-08 at Denver
 19-20-09 vs. Arizona
 110-4-09 vs. Tennessee

MIKE THOMAS

Most receptions

710-18-09 vs. St. Louis
 71-3-10 at Cleveland
 612-27-09 at New England
 510-4-09 vs. Tennessee
 411-1-09 at Tennessee
 411-15-09 at New York Jets
 411-29-09 at San Francisco

Most receiving yards

651-3-10 at Cleveland
 6211-29-09 at San Francisco
 5712-27-09 at New England
 5511-1-09 at Tennessee
 5410-18-09 vs. St. Louis
 4611-15-09 at New York Jets
 3110-4-09 vs. Tennessee

Longest receptions

2511-29-09 at San Francisco
 221-3-10 at Cleveland
 2011-15-09 at New York Jets
 201-3-10 at Cleveland

1911-29-09 at San Francisco
 1912-27-09 at New England
 1710-18-09 vs. St. Louis
 1511-15-09 at New York Jets
 13t12-17-09 vs. Indianapolis
 1210-18-09 vs. St. Louis
 1112-6-09 vs. Houston
 1112-27-09 at New England

Most receiving touchdowns

112-17-09 vs. Indianapolis

Most rushes

310-4-09 vs. Tennessee
 29-27-09 at Houston
 212-6-09 vs. Houston

Most rushing yards

359-27-09 at Houston

Longest rush

229-27-09 at Houston
 1811-8-09 vs. Kansas City

Most kickoff return yards

14611-1-09 at Tennessee
 8212-17-09 vs. Indianapolis
 7612-27-09 at New England
 7510-4-09 vs. Tennessee

Longest kickoff return

4312-17-09 vs. Indianapolis
 4210-4-09 vs. Tennessee
 4211-1-09 at Tennessee

Most punt return yards

4411-8-09 vs. Kansas City
 3810-4-09 vs. Tennessee

Longest punt return

3410-4-09 vs. Tennessee
 4411-8-09 vs. Kansas City

QUENTIN GROVES**Most sacks**

1.09-14-08 vs. Buffalo
 1.012-14-08 vs. Green Bay

Most forced fumbles

19-13-09 at Indianapolis

Most interceptions

111-15-09 at New York Jets (37 yards)

DEREK COX**Most interceptions**

19-13-09 at Indianapolis
 110-4-09 vs. Tennessee
 112-13-09 vs. Miami
 11-3-10 at Cleveland

Most fumble recoveries

19-13-09 at Indianapolis (5 yards)

MONTAVIOUS STANLEY**Most sacks**

1.09-27-09 at Houston

DARYL SMITH**Most sacks**

1.511-9-08 at Detroit
 1.511-8-09 vs. Kansas City
 1.011 times, last 9-21-08 at Indianapolis

Most forced fumbles

110-9-05 vs. Cincinnati
 111-12-06 vs. Houston
 19-20-09 vs. Arizona
 19-27-09 at Houston
 110-11-09 at Seattle

Most fumble recoveries

112-19-04 at Green Bay (0 yards)
 110-14-07 vs. Houston (77 yards)
 112-9-07 vs. Carolina (0 yards)
 19-27-09 at Houston (touchback)
 112-27-09 at New England (0 yards)

Most interceptions

110-3-04 vs. Indianapolis
 19-11-05 vs. Seattle

112-31-06 at Kansas City
 112-17-09 vs. Indianapolis

Most safeties

112-12-04 vs. Chicago

CLINT INGRAM**Most interceptions**

111-20-06 vs. New York Giants
 112-9-07 vs. Carolina

Longest interception return

39t12-9-07 vs. Carolina

Most sacks

1.010-29-06 at Philadelphia
 1.011-11-07 at Tennessee
 1.011-9-08 at Detroit
 1.09-27-09 at Houston
 0.512-17-06 at Tennessee

Most touchdowns

112-9-07 vs. Carolina
 39-yd interception return

Most fumble recoveries

111-15-09 at New York Jets (0 yards)

RASHEAN MATHIS**Most interceptions**

212-19-04 at Green Bay
 210-30-05 at St. Louis
 29-18-06 vs. Pittsburgh
 211-5-06 vs. Tennessee
 21-5-08 at Pittsburgh (playoffs)
 120 times, last 11-15-09 at New York Jets

Longest interception return

72t10-5-08 vs. Pittsburgh
 63t1-5-08 at Pittsburgh (playoffs)
 61t9-21-08 at Indianapolis
 5511-5-06 vs. Tennessee
 41t10-16-05 at Pittsburgh
 2911-15-09 at New York Jets
 2810-1-06 at Washington
 239-9-07 vs. Tennessee
 213 times, last 9-18-06 vs. Pittsburgh

Most touchdowns

110-16-05 at Pittsburgh
 41-yd. Interception return

19-21-08 at Indianapolis
 61-yd. Interception return
 110-5-08 vs. Pittsburgh
 72-yd. Interception return
 11-5-08 at Pittsburgh (playoffs)
 63-yd. Interception return

Most sacks

1.011-23-08 vs. Minnesota

Most forced fumbles

19-23-07 at Denver
 19-20-09 vs. Arizona
 111-15-09 at New York Jets

Most fumble recoveries

15 times, last 9-20-09

Most blocked field goals

110-2-05 vs. Denver

REGGIE NELSON**Most interceptions**

1 7 times, last 12-14-08 vs. Green Bay

Longest interception return

3712-2-07 at Indianapolis
 3411-18-07 vs. San Diego

Most sacks

1.09-9-07 vs. Tennessee

Most forced fumbles

19-9-07 vs. Tennessee
 111-4-07 at New Orleans

Most fumble recoveries

110-4-09 vs. Tennessee (0 yards)

GERALD ALEXANDER**Most interceptions**

19-16-07 vs. Minnesota
 110-28-07 at Chicago
 110-4-09 vs. Tennessee
 112-6-09 vs. Houston

Longest interception return

349-16-07 vs. Minnesota
 2210-4-09 vs. Tennessee

Most forced fumbles

212-13-09 vs. Miami

110-4-09 vs. Tennessee

Most fumble recoveries

110-7-07 at Washington
 110-28-07 at Chicago
 112-13-09 vs. Miami

Most sacks

1.010-28-07 at Chicago
 1.012-9-07 vs. Dallas

TERRANCE KNIGHTON**Most sacks**

1.012-13-09 vs. Miami
 0.511-8-09 vs. Kansas City

Most forced fumbles

111-22-09 vs. Buffalo

Most fumble recoveries

112-13-09 vs. Miami

JUSTIN DURANT**Most interceptions**

111-25-07 vs. Buffalo
 112-6-09 vs. Houston

Most sacks

1.012-23-07 vs. Oakland
 1.012-6-09 vs. Houston

Most forced fumbles

112-30-07 at Houston
 19-20-09 vs. Arizona

JOHN HENDERSON**Most sacks**

3.010-6-02 vs. Philadelphia
 2.011-28-04 at Minnesota
 2.012-24-05 at Houston
 2.011-22-09 vs. Buffalo
 1.020 times, last 11-8-09 vs. Kansas City
1.01-5-08 at Pittsburgh (playoffs)
1.01-12-08 at New England (playoffs)

Most forced fumbles

19-28-03 at Houston
 112-24-05 at Houston
 112-9-07 vs. Carolina
 111-22-09 vs. Buffalo
 112-27-09 at New England

DERRICK HARVEY**Most interceptions**

19-7-08 at Tennessee

Most sacks

2.012-28-08 at Baltimore
 1.511-9-08 at Detroit
 1.012-6-09 vs. Houston
 1.012-13-09 vs. Miami

Most fumble recoveries

111-22-09 vs. Buffalo

SEAN CONSIDINE**Most fumble recoveries**

19-20-09 vs. Arizona (on punt, 0 yards)

Most interceptions

19-23-07 vs. Detroit (0 yards)
 112-31-06 vs. Atlanta (12 yards)
 111-22-09 vs. Buffalo (25 yards)

ATIYYAH ELLISON**Most sacks**

1.010-18-09 vs. St. Louis

JOSH SCOBEE**Most points**

1811-25-07 vs. Buffalo
 149-11-05 vs. Seattle
 1411-20-06 vs. New York Giants
 1412-10-06 vs. Indianapolis
 1311-5-06 vs. Tennessee
 1312-9-07 vs. Carolina
 1310-4-09 vs. Tennessee
 1211-13-05 vs. Baltimore
 1210-1-06 at Washington
 129-28-08 vs. Houston
 1110-9-05 vs. Cincinnati
 1110-8-06 vs. New York Jets
 119-21-08 at Indianapolis
 1112-6-09 vs. Houston

Extra points made

712-23-07 vs. Oakland
 510-8-05 vs. New York Jets
 512-24-05 at Houston
 512-10-06 vs. Indianapolis
 511-9-08 at Detroit

46 times, last 12-17-09 vs. Indianapolis
41-5-08 at Pittsburgh (playoffs)

Field goals made

511-25-07 vs. Buffalo
 410-24-04 at Indianapolis
 49-11-05 vs. Seattle
 411-20-06 vs. New York Giants
 312 times, last 12-6-09 vs. Houston

Field goals attempted

512-5-04 vs. Pittsburgh
 59-11-05 vs. Seattle
 511-25-07 vs. Buffalo

Longest field goal

5310-24-04 at Indianapolis
 5310-9-05 vs. Cincinnati
 5310-26-08 vs. Cleveland
 5211-3-08 at Cincinnati
 529-27-09 at Houston
 519-21-08 at Indianapolis

5112-6-09 vs. Houston
 509-14-08 vs. Buffalo
 5010-4-09 vs. Tennessee
 5012-17-09 vs. Indianapolis
 488 times, last 10-12-08 at Denver
 4712-2-07 at Indianapolis
 471-3-10 at Cleveland
 4612-10-06 vs. Indianapolis
 4611-25-07 vs. Buffalo
 469-13-09 at Indianapolis
 4612-6-09 vs. Houston

Longest streak FG made

1510-1-06 to 11-20-06
 119-7-08 to 10-12-08
 812-31-06 to 11-25-07
 79-18-05 to 10-16-05
 512-2-07 to 12-16-07
 510-26-08 to 11-23-08
 410-24-04 to 10-31-04
 412-10-06 to 12-17-06
 412-06-09 to 12-13-09

ADAM PODLESH**Most punts**

1011-16-08 vs. Tennessee
 810-28-07 at Tampa Bay
 810-11-09 at Seattle
 711-1-09 at Tennessee
 712-13-09 vs. Miami
 69-7-08 at Tennessee
 611-3-08 at Cincinnati
 59-9-07 vs. Tennessee
 511-11-07 at Tennessee
 512-16-07 at Pittsburgh
 510-5-08 vs. Pittsburgh
 59-13-09 at Indianapolis
 49 times, last 11-29-09 at San Francisco
41-5-08 at Pittsburgh (playoffs)

Longest punts

7610-28-07 at Tampa Bay
 6411-1-09 at Tennessee
 6212-13-09 vs. Miami
 619-20-09 vs. Arizona
 609-21-08 at Indianapolis
 5910-26-08 vs. Cleveland
 5812-13-09 vs. Miami
 579-13-09 at Indianapolis
 5712-23-07 vs. Oakland
 5610-7-07 at Kansas City
 569-28-08 vs. Houston
 5510-5-08 vs. Pittsburgh
541-5-08 at Pittsburgh (playoffs)
 5410-11-09 at Seattle

5412-6-09 vs. Houston
 529-14-08 vs. Buffalo
 5210-5-08 vs. Pittsburgh
 5211-3-08 at Cincinnati
 5212-6-09 vs. Houston
 5212-17-09 vs. Indianapolis
 5111-3-08 at Cincinnati
 5111-3-08 at Cincinnati
 5111-16-08 vs. Tennessee
 5111-8-09 vs. Kansas City
 509-7-08 at Tennessee
 5011-9-08 at Detroit
 5011-23-08 vs. Minnesota
501-12-08 at New England (playoffs)
 5010-11-09 at Seattle

**** EXTRAS DO NOT PUT IN RELEASE ****

****IR** TROY WILLIAMSON**

Most receptions

6 9-17-06 vs. Carolina
6 12-17-06 vs. New York Jets
5 10-30-06 vs. New England
5 12-23-07 vs. Washington
4 4 times, last 9-24-06 vs. Chicago

Most receiving yards

102 9-17-06 vs. Carolina
83 9-25-05 vs. New Orleans
77 9-11-06 at Washington
74 12-17-06 vs. New York Jets
69 10-14-07 at Chicago
56 12-25-05 at Baltimore
44 10-30-06 vs. New England

Longest receptions

60t 10-14-07 at Chicago
56 12-25-05 at Baltimore
53t 9-25-05 vs. New Orleans
46 9-11-06 at Washington
36 10-30-05 at Carolina
30 9-17-06 vs. Carolina
23 9-18-05 at Cincinnati
22 11-19-06 at Miami
22 12-17-06 vs. New York Jets
21 10-21-07 at Dallas
19 9-24-06 vs. Chicago
18 10-22-06 at Seattle
16t 10-2-05 at Atlanta
16 10-1-06 at Buffalo
16 9-28-07 vs. Green Bay

Most receiving touchdowns

1 9-25-05 vs. New Orleans
1 10-2-05 at Atlanta
1 10-14-07 at Chicago
1 11-9-08 at Detroit

****IR** SCOTT STARKS**

Most interceptions

1 11-5-06 vs. Tennessee
1 12-30-07 at Houston

Most forced fumbles

1 11-5-06 vs. Tennessee
1 11-20-06 vs. New York Giants

Longest interception return

55t 11-5-06 vs. Tennessee
7 12-30-07 at Houston

Most kickoff return yards

33 10-28-07 at Tampa Bay

Longest kickoff return

22 10-28-07 at Tampa Bay

BRIAN WITHERSPOON

Most kickoff return yards

134 10-26-08 vs. Cleveland
130 9-28-08 vs. Houston
124 9-7-08 at Tennessee
123 11-15-09 at New York Jets

Longest kickoff return

51 9-7-08 at Tennessee
49 9-7-08 at Tennessee
42 10-11-09 at Seattle
40 10-5-08 vs. Pittsburgh

Most punt return yards

63 11-29-09 at San Francisco
45 9-7-08 at Tennessee
43 9-28-08 vs. Houston

Longest punt return

42 11-29-09 at San Francisco
38 11-23-08 vs. Minnesota
31 11-16-08 vs. Tennessee
29 9-7-08 at Tennessee

JACKSONVILLE
JAGUARS



2009 TEAM GAME-BY-GAME

JACKSONVILLE JAGUARS 2009 OFFENSE GAME-BY-GAME

Wk. Date	Opp.	FIRST DOWNS			3 RD			TOT. OFFENSE			RUSHING			PASSING			PUNTS			PEN.			FUM. Tot.			Tot.						
		Tot	Run	Pass	Pen	Down	Yards	Plays	Avg.	Yards	Att.	Comps.	Int.	Avg.	Yards	Loss	Pts.	Yards	Loss	Pts.	Yards	Loss	Pts.	TD	Rn	Ps	Rt	Sfty	PAT	2Pt	FGs	T.O.P.
1. 9/13 at IND	(L)	12	7	4	1	6-15	228	55	4.1	114	26	4.4	114	1-8	122	28/14/0	5-37.8	3-24	0-0	0/0	0/0	0	12	1	1	0	0	0	0/0	0/1	2/3	26:04
2. 9/20 vs. ARI	(L)	18	4	13	1	6-16	367	67	5.5	92	20	4.6	275	4-7	282	43/23/1	4-45.3	8-50	4-2	2/2	0/0	0	17	2	0	2	0	0	2/2	0/0	1/2	28:39
3. 9/27 at HOU	(W)	24	11	10	3	5-11	399	62	6.4	185	32	5.8	214	0-0	214	30/18/0	3-35.3	5-40	1-1	4/4	0/0	0	31	4	4	0	0	4/4	0/0	1/1	30:52	
4. 10/4 vs. TEN	(W)	27	10	15	2	6-13	442	69	6.4	137	30	4.6	305	2-18	323	37/27/0	3-37.0	4-30	1-1	3/3	0/0	0	37	4	1	3	0	4/4	0/0	3/4	34:07	
5. 10/11 at SEA	(L)	10	2	8	0	2-13	199	52	3.8	38	15	2.5	161	5-29	190	32/19/0	8-46.4	9-73	2-2	0/0	0/0	0	0	0	0	0	0	0/0	0/0	0/0	25:16	
6. 10/18 vs. STL	(W)	33	14	15	4	11-16	492	84	5.9	166	38	4.4	326	3-9	335	43/30/2	4-36.3	3-15	1-1	2/2	0/0	0	23	3	3	0	0	2/2	0/1	1/2	42:12	
8. 11/1 at TEN	(L)	12	4	8	0	4-12	330	49	6.7	217	16	13.6	113	4-26	139	29/14/2	7-44.1	2-27	2-0	0/0	0/0	0	13	2	2	0	0	1/2	0/0	0/0	20:17	
9. 11/8 vs. KC	(W)	21	11	10	0	9-16	426	69	6.2	173	41	4.2	253	1-11	264	27/18/0	4-44.3	5-31	1-1	2/4	3	2	1	0	0	0	3/3	0/0	1/2	36:13		
10. 11/15 at NYJ	(W)	18	6	11	1	7-13	347	60	5.8	139	32	4.3	208	2-13	221	26/16/0	4-36.8	5-40	2-1	2/4	3	2	1	0	0	0	3/3	0/0	1/2	31:07		
11. 11/22 vs. BUF	(W)	19	7	11	1	9-15	310	66	4.7	102	34	3.0	208	2-7	215	30/21/1	5-44.8	6-50	3-1	18	2	1	0	0	1	0	0	1/1	1/1	1/1	36:24	
12. 11/29 at SF	(L)	18	4	14	0	3-12	357	61	5.9	96	19	5.1	261	6-46	307	36/25/0	4-43.3	6-60	2-2	3	0	0	0	0	0	0	0/0	0/0	1/3	29:16		
13. 12/6 vs. HOU	(W)	19	7	11	1	8-16	323	68	4.8	107	36	3.0	216	4-22	238	28/15/0	3-49.3	4-45	2-1	23	2	0	2	0	0	0	2/2	0/0	3/3	30:07		
14. 12/13 vs. MIA	(L)	10	5	3	2	3-14	217	54	4.0	95	25	3.8	122	3-17	139	26/11/0	7-43.1	2-10	1-0	10	1	1	0	0	0	0	1/1	0/0	1/1	24:54		
15. 12/17 vs. IND	(L)	25	9	16	0	10-16	345	76	4.5	139	34	4.1	206	2-17	223	40/23/1	3-44.7	4-22	1-0	31	4	1	3	0	0	0	4/4	0/0	1/2	35:26		
16. 12/27 at NE	(L)	16	7	9	0	4-11	275	52	5.3	98	25	3.9	177	2-8	185	25/19/2	4-38.8	1-5	1-0	7	1	1	0	0	0	0	1/1	0/0	0/0	27:35		
17. 1/3 at CLE	(L)	18	6	12	0	9-17	328	66	5.0	131	24	5.5	197	3-5	202	39/22/1	4-36.3	3-20	2-0	17	2	0	2	0	0	0	2/2	0/0	1/2	27:02		
Totals		300	114	170	16	102-226	5,385	1,010	5.3	2,029	447	4.5	3,356	44-243	3,599	519/315/10	72-41.9	70-542	26-13	290	34	19	15	0	0	0	30/51	1/3	18/28	30:08		

JACKSONVILLE JAGUARS 2009 DEFENSE GAME-BY-GAME

Wk. Date	Opp.	FIRST DOWNS			3 RD			TOT. OFFENSE			RUSHING			PASSING			PUNTS			PEN.			FUM. Tot.			Tot.				
		Tot	Run	Pass	Pen	Down	Yards	Plays	Avg.	Yards	Att.	Comps.	Int.	Avg.	Yards	Loss	Pts.	Yards	Loss	Pts.	Yards	Loss	Pts.	TD	Rn	Ps	Rt	Sfty	PAT	2Pt
1. 9/13 at IND	(L)	21	4	15	2	8-14	365	70	5.2	71	31	2.3	294	1-7	301	38/28/1	2-44.0	3-17	1-1	14	2	1	1	0	0	0	2/2	0/0	0/1	33:56
2. 9/20 vs. ARI	(L)	22	7	15	0	2-9	383	60	6.4	118	28	4.2	265	0-0	265	32/27/0	3-46.3	7-58	5-2	31	4	1	2	1	0	0	4/4	0/0	1/2	31:21
3. 9/27 at HOU	(W)	23	5	17	1	4-10	397	59	6.7	111	22	5.0	286	2-14	300	35/26/1	4-42.8	5-60	1-1	24	3	0	3	0	0	3/3	0/0	1/1	29:08	
4. 10/4 vs. TEN	(W)	19	5	13	1	8-16	379	67	5.7	95	19	5.0	284	0-0	284	48/29/2	5-42.2	6-68	1-1	17	2	1	1	0	0	0/0	1/2	1/1	25:53	
5. 10/11 at SEA	(L)	24	8	13	3	6-14	379	71	5.3	143	40	3.6	236	1-5	241	30/18/0	3-44.3	1-10	2-0	41	5	0	4	1	0	5/5	0/0	2/2	34:44	
6. 10/18 vs. STL	(W)	13	1	11	1	4-12	262	53	4.9	55	18	3.1	207	1-6	213	34/22/1	6-41.2	6-52	0-0	20	2	0	1	0	0	2/2	0/0	2/2	24:48	
8. 11/1 at TEN	(L)	20	12	8	0	8-15	430	67	6.4	305	49	6.2	125	0-0	125	18/15/0	4-48.3	4-20	0-0	30	3	2	1	0	0	3/3	0/0	3/3	39:43	
9. 11/8 vs. KC	(W)	14	3	10	1	4-13	301	56	5.4	60	14	4.3	241	3-21	262	39/23/0	7-46.6	1-10	1-0	21	2	1	1	0	0	1/1	0/1	2/3	23:47	
10. 11/15 at NYJ	(W)	19	7	10	2	7-13	322	60	5.4	110	29	3.8	212	0-0	212	31/16/2	2-50.5	4-26	1-1	22	2	1	1	0	0	1/1	0/1	3/3	28:53	
11. 11/22 vs. BUF	(W)	14	1	12	1	3-11	343	51	6.7	53	18	2.9	290	2-7	297	31/18/2	4-50.5	6-43	2-1	15	1	0	1	0	0	0/0	0/1	3/3	23:36	
12. 11/29 at SF	(L)	15	5	9	1	8-16	284	61	4.7	52	20	2.6	232	0-0	232	41/27/0	5-50.2	1-5	0-0	20	2	0	2	0	0	2/2	0/0	2/2	30:40	
13. 12/6 vs. HOU	(W)	19	7	10	2	5-15	305	61	5.0	72	22	3.3	233	2-7	240	37/23/3	5-45.0	6-37	1-0	18	2	1	1	0	1	1/1	0/1	1/1	29:53	
14. 12/13 vs. MIA	(L)	22	8	14	0	8-15	354	71	5.0	146	40	3.7	208	2-12	220	29/21/1	5-43.8	4-27	5-2	14	2	2	0	0	0	2/2	0/0	0/0	35:06	
15. 12/17 vs. IND	(L)	18	2	16	0	8-12	369	53	7.0	61	23	2.7	308	0-0	308	30/23/1	3-43.0	5-40	0-0	35	5	0	4	1	0	5/5	0/0	0/0	24:34	
16. 12/27 at NE	(L)	26	12	14	0	6-10	464	62	7.5	197	36	5.5	267	0-0	267	26/23/0	1-42.0	2-10	1-1	35	5	1	4	0	0	5/5	0/0	0/0	32:25	
17. 1/3 at CLE	(L)	18	13	4	1	5-14	300	60	5.0	214	49	4.4	86	0-0	86	11/7/1	3-35.7	3-15	1-0	23	2	2	0	0	0	2/2	0/0	3/3	32:58	
Totals		307	100	191	16	94-209	5,637	982	5.7	1,863	458	4.1	3,774	14-79	3,853	510/345/15	62-44.9	64-498	22-10	380	44	12	28	4	1	38/58	2/6	24/28	29:52	

JACKSONVILLE JAGUARS 2009 OFFENSE GAME-BY-GAME

Wk. Date	Opp.	FIRST DOWNS			3 RD DOWN		TOT. OFFENSE		RUSHING		PASSING		PUNTS		PEN.		FUM. Tot.		Tot. TD	Rn Ps	Rt Sfty	PAT	2Pt	FGs	T.O.P.				
		Tot	Run	Pass	Pen	Yards	Plays	Avg.	Yards	Ath.	Yards	Net	Sacks	Gross	Att./Cmp./Int.	Avg.	Yards	Lost								Pts.			
1. 9/13 at IND	(L)	12	7	4	1	6-15	228	55	4.1	114	26	4.4	114	1-8	122	28/14/0	5-37.8	3-24	0-0	0	0	0/0	0/1	2/3	26:04				
2. 9/20 vs. ARI	(L)	18	4	13	1	6-16	367	67	5.5	92	20	4.6	275	4-7	282	43/23/1	4-45.3	8-50	4-2	17	2	2/2	0/0	1/2	28:39				
3. 9/27 at HOU	(W)	24	11	10	3	5-11	399	62	6.4	185	32	5.8	214	0-0	214	30/18/0	3-35.3	5-40	1-1	31	4	4/4	0/0	1/1	30:52				
4. 10/4 vs. TEN	(W)	27	10	15	2	6-13	442	69	6.4	137	30	4.6	305	2-18	323	37/27/0	3-37.0	4-30	1-1	37	4	4/4	0/0	3/4	34:07				
5. 10/11 at SEA	(L)	10	2	8	0	2-13	199	52	3.8	38	15	2.5	161	5-29	190	32/19/0	8-46.4	9-73	2-2	0	0	0/0	0/0	0/0	25:16				
6. 10/18 vs. STL	(W)	33	14	15	4	11-16	492	84	5.9	166	38	4.4	326	3-9	335	43/30/2	4-36.3	3-15	1-1	23	3	2/2	0/1	1/2	42:12				
8. 11/1 at TEN	(L)	12	4	8	0	4-12	330	49	6.7	217	16	13.6	113	4-26	139	29/14/2	7-44.1	2-27	2-0	13	2	0	0	0/0	20:17				
9. 11/8 vs. KC	(W)	21	11	10	0	9-16	426	69	6.2	173	41	4.2	253	1-11	264	27/18/0	4-44.3	5-31	1-1	24	3	2	1	0	1/2	36:13			
10. 11/15 at NYJ	(W)	18	6	11	1	7-13	347	60	5.8	139	32	4.3	208	2-13	221	26/16/0	4-36.8	5-40	2-1	24	3	2	1	0	1/2	31:07			
11. 11/22 vs. BUF	(W)	19	7	11	1	9-15	310	66	4.7	102	34	3.0	208	2-7	215	30/21/1	5-44.8	6-50	3-1	18	2	1	0	0	1/1	36:24			
12. 11/29 at SF	(L)	18	4	14	0	3-12	357	61	5.9	96	19	5.1	261	6-46	307	36/25/0	4-43.3	6-60	2-2	3	0	0	0	0/0	1/3	29:16			
13. 12/6 vs. HOU	(W)	19	7	11	1	8-16	323	68	4.8	107	36	3.0	216	4-22	238	28/15/0	3-49.3	4-45	2-1	23	2	2	0	0	3/3	30:07			
14. 12/13 vs. MIA	(L)	10	5	3	2	3-14	217	54	4.0	95	25	3.8	122	3-17	139	26/11/0	7-43.1	2-10	1-0	10	1	1	0	0	1/1	24:54			
15. 12/17 vs. IND	(L)	25	9	16	0	10-16	345	76	4.5	139	34	4.1	206	2-17	223	40/23/1	3-44.7	4-22	1-0	31	4	4/4	0/0	1/2	35:26				
16. 12/27 at NE	(L)	16	7	9	0	4-11	275	52	5.3	98	25	3.9	177	2-8	185	25/19/2	4-38.8	1-5	1-0	7	1	1	0	0	0/0	27:55			
17. 1/3 at CLE	(L)	18	6	12	0	9-17	328	66	5.0	131	24	5.5	197	3-5	202	39/22/1	4-36.3	3-20	2-0	17	2	2	0	0	1/2	27:02			
Totals		300	114	170	16	102-226	5,385	1,010	5.3	2,029	447	4.5	3,356	44-243	3,599	519/315/10	72-41.9	70-542	26-13	290	34	19	15	0	0	30/31	1/3	18/28	30:08

JACKSONVILLE JAGUARS 2009 DEFENSE GAME-BY-GAME

Wk. Date	Opp.	FIRST DOWNS			3 RD DOWN		TOT. OFFENSE		RUSHING		PASSING		PUNTS		PEN.		FUM. Tot.		Tot. TD	Rn Ps	Rt Sfty	PAT	2Pt	FGs	T.O.P.				
		Tot	Run	Pass	Pen	Yards	Plays	Avg.	Yards	Net	Sacks	Gross	Att./Cmp./Int.	Avg.	Yards	Lost	Pts.												
1. 9/13 at IND	(L)	21	4	15	2	8-14	365	70	5.2	71	31	2.3	294	1-7	301	38/28/1	2-44.0	3-17	1-1	14	2	1	1	0	0	2/2	0/0	0/1	33:56
2. 9/20 vs. ARI	(L)	22	7	15	0	2-9	383	60	6.4	118	28	4.2	265	0-0	265	32/27/0	3-46.3	7-58	5-2	31	4	1	2	1	0	4/4	0/0	1/2	31:21
3. 9/27 at HOU	(W)	23	5	17	1	4-10	397	59	6.7	111	22	5.0	286	2-14	300	35/26/1	4-42.8	5-60	1-1	24	3	0	3	0	0	3/3	0/0	1/1	29:08
4. 10/4 vs. TEN	(W)	19	5	13	1	8-16	379	67	5.7	95	19	5.0	284	0-0	284	48/29/2	5-42.2	6-68	1-1	17	2	1	1	0	0	0/0	1/2	1/1	25:53
5. 10/11 at SEA	(L)	24	8	13	3	6-14	379	71	5.3	143	40	3.6	236	1-5	241	30/18/0	3-44.3	1-10	2-0	41	5	0	4	1	0	5/5	0/0	2/2	34:44
6. 10/18 vs. STL	(W)	13	1	11	1	4-12	262	53	4.9	55	18	3.1	207	1-6	213	34/22/1	6-41.2	6-52	0-0	20	2	0	1	0	0	2/2	0/0	2/2	24:48
8. 11/1 at TEN	(L)	20	12	8	0	8-15	430	67	6.4	305	49	6.2	125	0-0	125	18/15/0	4-48.3	4-20	0-0	30	3	2	1	0	0	3/3	0/0	3/3	39:43
9. 11/8 vs. KC	(W)	14	3	10	1	4-13	301	56	5.4	60	14	4.3	241	3-21	262	39/23/0	7-46.6	1-10	1-0	21	2	0	2	0	0	1/1	1/1	2/3	23:47
10. 11/15 at NYJ	(W)	19	7	10	2	7-13	322	60	5.4	110	29	3.8	212	0-0	212	31/16/2	2-50.5	4-26	1-1	22	2	1	1	0	0	1/1	0/1	3/3	28:53
11. 11/22 vs. BUF	(W)	14	1	12	1	3-11	343	51	6.7	53	18	2.9	290	2-7	297	31/18/2	4-50.5	6-43	2-1	15	1	0	1	0	0	0/0	0/1	3/3	23:36
12. 11/29 at SF	(L)	15	5	9	1	8-16	284	61	4.7	52	20	2.6	232	0-0	232	41/27/0	5-50.2	1-5	0-0	20	2	0	2	0	0	2/2	0/0	2/2	30:44
13. 12/6 vs. HOU	(W)	19	7	10	2	5-15	305	61	5.0	72	22	3.3	233	2-7	240	37/22/3	5-45.0	6-37	1-0	18	2	1	0	1	1/1	0/1	1/1	29:53	
14. 12/13 vs. MIA	(L)	22	8	14	0	8-15	354	11	5.0	146	40	3.7	208	2-12	220	29/21/1	5-43.8	4-27	5-2	14	2	2	0	0	2/2	0/0	0/1	35:06	
15. 12/17 vs. IND	(L)	18	2	16	0	8-12	369	53	7.0	61	23	2.7	308	0-0	308	30/23/1	3-43.0	5-40	0-0	35	5	0	4	1	0	5/5	0/0	0/0	24:34
16. 12/27 at NE	(L)	26	12	14	0	6-10	464	62	7.5	197	36	5.5	267	0-0	267	26/23/0	1-42.0	2-10	1-1	35	5	1	4	0	0	5/5	0/0	0/0	32:25
17. 1/3 at CLE	(L)	18	13	4	1	5-14	300	60	5.0	214	49	4.4	86	0-0	86	11/7/1	3-35.7	3-15	1-0	23	2	2	0	0	2/2	0/0	3/3	32:58	
Totals		307	100	191	16	94-209	5,637	982	5.7	1,863	458	4.1	3,774	14-79	3,853	510/345/15	62-44.9	64-498	22-10	380	44	12	28	4	1	38/38	2/6	24/28	29:52

JACKSONVILLE JAGUARS 2008 OFFENSE GAME-BY-GAME

Wk.	Date	Opp.	FIRST DOWNS			3RD			TOT. OFFENSE		PASSING		RUSHING		PUNTS		PEN.		FUM. Tot.		TD	FGs	T.O.P.								
			Run	Pass	Pen	Down	Yards	Avg.	Plays	Avg.	Yards	Att.	Net	Sacks	Gross	Att./Cmp./Int.	Avg.	Yards	Lost	Pts.											
1.	9/7	at TEN	13	1	1	1	5-14	189	59	3.2	33	17	1.9	156	7-59	215	35/23/2	6-37.0	6-50	1-1	10	1	0	1	0	0	1/1	0	1/2	31:20	
2.	9/14	vs. BUF	19	9	1	2-11	243	57	4.3	98	27	3.6	145	2-20	165	28/17/1	4-50.5	5-35	1-0	16	1	1	0	0	0	0	1/1	0	3/3	28:46	
3.	9/21	at IND	25	13	11	8-14	403	70	5.8	236	48	4.9	167	0-0	167	22/16/1	1-60.0	5-44	0-0	23	2	1	0	0	0	0	2/2	0	3/3	41:35	
4.	9/28	vs. HOU	21	7	14	6-12	375	58	6.5	139	25	5.6	236	1-0	236	32/23/0	2-46.5	2-27	0-0	30	3	2	1	0	0	0	3/3	0	3/3	31:15	
5.	10/5	vs. PIT	14	2	9	3-13	213	54	3.9	38	19	2.0	175	3-25	200	32/18/0	5-46.6	8-89	1-0	21	3	1	1	1	0	0	3/3	0	0/0	26:37	
6.	10/12	at DEN	26	9	15	5-12	416	70	5.9	155	34	4.6	261	2-15	276	34/25/0	4-40.0	6-45	3-2	24	3	2	1	0	0	0	3/3	0	1/1	33:35	
8.	10/26	vs. CLE	23	6	16	11-20	380	74	5.1	113	29	3.9	267	3-16	283	42/25/0	3-46.7	6-40	1-1	17	2	0	2	0	0	0	2/2	0	1/2	35:05	
9.	11/2	at CIN	18	6	12	0	5-13	282	62	4.5	68	21	3.2	214	3-15	229	38/23/1	6-45.0	12-86	1-0	19	2	1	0	1	0	1/1	0/1	2/2	29:41	
10.	11/9	at DET	24	11	12	1	5-10	384	61	6.3	157	33	4.8	227	1-11	238	25/18/0	2-38.5	5-33	0-0	38	5	3	2	0	0	5/5	0	1/1	30:59	
11.	11/16	vs. TEN	17	6	7	4	3-15	257	66	3.9	140	32	4.4	117	4-18	135	30/13/1	10-40.9	9-61	1-0	14	2	2	0	0	0	2/2	0	0/0	32:27	
12.	11/23	vs. MIN	17	2	13	2	6-14	321	63	5.1	35	14	2.5	286	4-31	317	45/27/2	3-41.0	8-81	5-3	12	1	0	1	0	0	1/1	0	1/3	29:31	
13.	12/1	at HOU	21	6	15	0	4-11	388	64	6.1	126	26	4.8	262	3-25	287	35/25/1	3-40.3	8-60	2-2	17	2	1	1	0	0	2/2	0	1/2	33:03	
14.	12/7	at CHI	14	6	8	0	5-17	278	69	4.0	119	28	4.3	159	3-19	178	38/19/1	7-40.1	4-21	2-0	10	1	0	1	0	0	1/1	0	1/1	32:03	
15.	12/14	vs. GB	18	8	8	2	6-12	323	54	6.0	94	19	4.9	229	2-9	238	33/21/0	4-49.5	6-58	1-0	20	3	1	2	0	0	2/2	0/1	0/1	27:57	
16.	12/18	vs. IND	28	9	17	2	7-13	409	71	5.8	105	27	3.9	304	3-25	329	41/28/1	3-43.0	7-60	1-0	24	3	2	1	0	0	3/3	0	1/1	31:53	
17.	12/28	at BAL	14	6	2	6-12	245	53	4.6	118	27	4.4	127	1-0	127	25/14/2	4-46.5	7-28	3-2	7	1	0	1	0	0	0	1/1	0	0/0	27:58	
Totals			5-11	312	107	183	22	87-213	5106	1005	5.1	1774	426	4.2	3332	42-288	3620	537/535/13	67-43.3	104-813	23-11	302	35	17	15	3	1	33/53	0/2	19/25	31:22

JACKSONVILLE JAGUARS 2008 DEFENSE GAME-BY-GAME

Wk.	Date	Opp.	FIRST DOWNS			3RD			TOT. OFFENSE		PASSING		RUSHING		PUNTS		PEN.		FUM. Tot.		TD	FGs	T.O.P.								
			Run	Pass	Pen	Down	Yards	Avg.	Plays	Avg.	Yards	Att.	Net	Sacks	Gross	Att./Cmp./Int.	Avg.	Yards	Lost	Pts.											
1.	9/7	at TEN	14	7	6	1	3-13	309	57	5.4	137	32	4.3	172	1-3	175	24/14/2	7-42.9	5-36	1-0	17	2	1	1	0	0	2/2	0	1/1	28:40	
2.	9/14	vs. BUF	18	6	11	1	6-11	285	54	5.3	75	26	2.9	210	3-29	239	25/20/0	3-47.7	4-40	1-1	20	2	1	1	0	0	2/2	0	2/2	31:14	
3.	9/21	at IND	19	9	7	3	5-9	325	49	6.6	114	19	6.0	211	1-5	216	29/15/2	3-45.0	6-37	0-0	21	3	2	1	0	0	3/3	0	0/0	18:25	
4.	9/28	vs. HOU	23	4	18	1	9-13	386	63	6.1	79	23	3.4	307	0-0	307	40/29/0	2-43.5	2-15	2-0	27	3	0	3	0	0	3/3	0	2/2	32:20	
5.	10/5	vs. PIT	28	6	18	4	7-15	415	70	5.9	129	26	5.0	286	3-23	309	41/26/1	4-49.8	10-129	0-0	26	3	0	3	0	0	2/2	0/1	2/2	33:23	
6.	10/12	at DEN	19	7	10	2	6-13	323	60	5.4	131	23	5.7	192	0-0	192	37/21/1	4-48.0	4-52	2-2	17	2	0	2	0	0	2/2	0	1/1	26:25	
8.	10/26	vs. CLE	15	6	9	0	3-12	327	52	6.3	91	24	3.8	236	1-10	246	27/14/0	5-41.4	1-15	1-0	23	2	1	1	0	0	2/2	0	3/3	24:55	
9.	11/2	at CIN	20	9	8	3	6-13	312	62	5.0	159	29	5.5	153	2-9	162	31/21/1	7-35.4	5-39	1-1	21	3	1	2	0	0	3/3	0	0/0	30:19	
10.	11/9	at DET	13	5	7	1	4-13	256	52	4.9	103	27	3.8	153	7-45	198	18/11/1	4-45.3	6-46	1-0	14	2	1	1	0	0	2/2	0	0/1	29:01	
11.	11/16	vs. TEN	13	4	8	1	1-12	344	57	6.0	114	33	3.5	230	1-0	230	23/13/1	8-43.0	10-63	0-0	24	3	0	3	0	0	3/3	0	1/1	27:33	
12.	11/23	vs. MIN	15	9	5	1	4-13	226	57	4.0	122	34	3.6	104	3-16	120	20/12/1	3-46.3	5-49	0-0	30	3	2	0	1	0	3/3	0	3/3	30:29	
13.	12/1	at HOU	18	8	8	2	1-8	326	51	6.4	126	26	4.8	200	0-0	200	25/14/1	3-36.0	5-30	1-0	30	3	2	1	0	0	3/3	0	3/3	26:57	
14.	12/7	at CHI	16	5	10	1	5-15	296	61	4.9	86	26	3.3	210	1-9	219	34/20/1	6-44.5	1-5	3-0	23	2	0	2	0	0	2/2	0	3/3	27:57	
15.	12/14	vs. GB	18	4	13	1	10-16	338	63	5.4	84	28	3.0	254	3-24	278	32/20/1	2-43.5	3-30	1-0	16	1	0	1	0	0	1/1	0	3/3	32:03	
16.	12/18	vs. IND	20	1	17	2	6-10	396	52	7.6	32	18	1.8	364	0-0	364	34/29/0	2-41.0	6-50	0-0	31	4	0	3	1	0	4/4	0	1/2	28:07	
17.	12/28	at BAL	20	8	11	1	6-14	431	62	7.0	127	34	3.7	304	3-18	322	25/18/0	4-38.3	7-55	1-0	27	3	3	0	0	0	3/3	0	2/3	32:02	
Totals			5-11	289	98	166	25	82-200	5295	922	5.7	1709	428	4.0	3586	29-191	3777	465/297/13	67-43.0	80-691	15-4	367	41	14	25	2	0	40/40	0/1	27/30	28:38

JACKSONVILLE JAGUARS 2007 OFFENSE GAME-BY-GAME

Wk. Date	Opp.	FIRST DOWNS 3RD			TOT. OFFENSE			RUSHING			PASSING			PUNTS			PEN. Yards	FUM. Tot. Lost Pts.	Tot. TD	2Pt	FGs	T.O.P.							
		Run	Pass	Pen	Yards	Plays	Avg.	Yards Att.	Avg.	Net	Sacks	Gross Att	Comp.	Int.	Avg.	Yards													
1. 9/9 vs. TEN	[L]	5	6	2	5-12	272	50	5.4	75	17	4.4	197	3-7	204	30/17/0	5-42.2	4-45	1-1	10	1	0	1/1	0	0	1/1	23:05			
2. 9/16 vs. ATL	[W]	17	5	12	0	364	63	5.8	113	34	3.3	251	4-21	272	25/17/0	4-33.5	11-91	1-0	13	1	0	0	1/1	0	0	1/1	34:15		
3. 9/23 at DEN	[W]	21	11	9	1	326	70	4.7	186	47	4.0	140	3-14	154	20/14/0	2-40.0	3-14	2-2	23	2	1	0	0	2/2	0	0	2/2	33:42	
5. 10/7 at KC	[W]	20	7	12	1	357	66	5.4	156	35	4.5	201	4-17	218	27/20/0	4-45.0	5-30	0-0	17	2	1	0	0	2/2	0	0	2/2	36:43	
6. 10/14 vs. HOU	[W]	25	9	13	3	457	61	7.5	244	26	9.4	213	1-8	221	34/22/0	0-0.0	3-28	0-0	37	5	2	2	0	0	4/5	1/2	29:20		
7. 10/22 vs. IND	[L]	18	9	8	1	226	66	3.4	117	27	4.3	109	3-19	128	36/17/2	1-47.0	2-20	2-1	7	1	1	0	0	1/1	0	0	0/0	25:53	
8. 10/28 at TB	[W]	12	6	6	0	219	62	3.5	133	44	3.0	86	2-14	100	16/7/0	8-45.5	5-45	1-0	24	3	1	1	0	0	3/3	1/1	32:05		
9. 11/4 at NO	[L]	18	4	13	1	432	58	7.4	88	23	3.8	344	2-10	354	33/20/3	5-38.6	4-38	0-0	24	3	0	2	1	0	3/3	1/1	26:06		
10. 11/11 at TEN	[W]	19	10	7	2	262	68	3.9	166	44	3.8	96	1-5	101	23/13/0	5-43.0	4-35	1-1	28	4	3	1	0	0	4/4	0	0	3/3	34:23
11. 11/18 vs. SD	[W]	18	8	9	1	311	61	5.1	122	37	3.3	189	0-0	189	24/15/0	3-40.6	5-42	0-0	24	3	1	2	0	0	3/3	1/1	32:57		
12. 11/25 vs. BUF	[W]	21	6	14	1	416	64	6.5	124	26	4.8	292	1-4	296	37/23/0	1-51.0	1-5	1-1	36	3	2	1	0	0	3/3	1/1	29:15		
13. 12/2 at IND	[L]	27	12	14	1	411	63	6.5	168	31	5.4	243	3-14	257	29/24/1	0-0.0	8-64	1-1	25	3	1	2	0	0	2/2	1/1	35:45		
14. 12/9 vs. CAR	[W]	24	8	14	2	427	75	5.7	178	38	4.7	249	0-0	249	37/21/0	1-26.0	6-40	2-1	37	4	1	2	1	0	4/4	0	0	3/3	38:58
15. 12/16 at PIT	[W]	25	13	11	1	421	75	5.6	224	42	5.3	197	0-0	197	33/17/1	5-29.0	1-10	0-0	29	4	1	3	0	0	2/3	0/1	37:39		
16. 12/23 vs. OAK	[W]	26	9	13	4	437	56	7.8	201	28	7.2	236	2-17	253	26/16/1	4-50.3	6-42	2-1	49	7	3	4	0	0	7/7	0	0	0/0	27:12
17. 12/30 at HOU	[L]	24	5	19	0	381	64	6.0	96	23	4.2	285	2-17	302	39/25/0	4-49.8	8-45	1-1	28	4	0	4	0	0	4/4	0	0	0/0	31:47
Totals	11-5 328	127	180	21	100-219	5719	1022	5.6	2391	523	4.6	3328	31-167	3495	469/288/8	54-41.6	76-594	18-13	411	50	18	28	4	0	46/48	1/2	21/24	32:08	
WC 1/5 at PIT	[W]	14	8	5	1	239	54	4.4	135	29	4.7	104	4-36	140	21/9/2	4-50.0	6-90	0-0	31	4	2	1	1	0	4/4	0	0	1/2	27:01
DIV 1/12 at NE	[L]	22	4	15	3	350	56	6.3	80	22	3.6	270	1-8	278	33/22/1	1-50.0	5-42	2-1	20	2	0	2	0	0	2/2	0	0	2/2	27:18

JACKSONVILLE JAGUARS 2007 DEFENSE GAME-BY-GAME

Wk. Date	Opp.	FIRST DOWNS 3RD			TOT. OFFENSE			RUSHING			PASSING			PUNTS			PEN. Yards	FUM. Tot. Lost Pts.	Tot. TD	2Pt	FGs	T.O.P.								
		Run	Pass	Pen	Yards	Plays	Avg.	Yards Att.	Avg.	Net	Sacks	Gross Att	Comp.	Int.	Avg.	Yards														
1. 9/9 vs. TEN	[L]	22	15	5	2	6-12	350	69	5.1	282	49	5.8	68	2-10	78	18/11/1	3-30.0	4-29	3-1	13	1	0	0	0	1/1	0	0	2/2	36:55	
2. 9/16 vs. ATL	[W]	13	3	9	1	7-14	248	52	4.8	82	25	3.3	166	7-34	200	20/12/0	5-39.2	5-44	0-0	7	1	1	0	0	1/1	0	0	0/2	25:45	
3. 9/23 at DEN	[W]	11	2	9	0	4-8	265	42	6.3	47	18	2.6	218	1-4	222	23/16/1	2-63.0	6-36	2-2	14	2	1	1	0	0	2/2	0	0	0/0	21:18
5. 10/7 at KC	[W]	14	0	14	0	4-14	271	56	4.8	10	10	1.0	261	3-18	279	43/23/1	7-46.0	3-25	1-0	7	1	0	1	0	0	1/1	0	0	0/1	23:17
6. 10/14 vs. HOU	[W]	23	5	18	0	2-10	390	69	5.7	61	24	2.5	329	2-12	341	43/30/1	2-44.5	8-58	2-2	17	1	0	1	0	0	0/0	1/1	3/3	30:40	
7. 10/22 vs. IND	[L]	24	12	10	2	7-14	384	72	5.3	141	33	4.3	243	2-16	259	37/23/1	3-40.3	4-27	1-0	29	3	2	1	0	1	3/3	2/2	34:07		
8. 10/28 at TB	[W]	18	5	12	1	4-14	385	64	6.0	136	21	6.5	249	2-18	267	41/19/3	6-44.5	7-74	0-0	23	2	1	1	0	0	2/2	0	0	3/3	27:55
9. 11/4 at NO	[L]	32	6	25	1	4-10	538	75	7.2	103	25	4.1	435	1-10	445	49/35/0	3-44.3	2-20	2-1	41	5	1	3	1	0	5/5	2/4	33:54		
10. 11/11 at TEN	[W]	17	2	14	1	4-15	292	64	4.6	62	19	3.3	230	4-27	257	41/24/2	5-44.0	9-56	2-1	13	1	0	1	0	1/1	0	0	2/2	25:37	
11. 11/18 vs. SD	[W]	18	6	11	1	4-12	388	60	6.5	79	20	4.0	309	0-0	309	40/22/2	4-44.8	4-31	0-0	17	2	1	1	0	0	2/2	0	0	1/1	27:03
12. 11/25 vs. BUF	[W]	20	5	14	1	9-16	297	65	4.6	94	24	3.9	203	1-8	211	40/27/2	4-37.8	5-29	1-1	14	2	1	1	0	0	2/2	0	0	0/0	30:45
13. 12/2 at IND	[L]	19	4	14	1	10-13	342	55	6.2	63	25	2.5	279	1-9	288	29/20/1	2-38.0	2-15	0-0	28	4	0	4	0	0	4/4	0	0	0/0	24:15
14. 12/9 vs. CAR	[W]	10	3	6	1	2-12	149	54	2.8	50	15	3.3	99	1-6	105	38/16/1	5-48.4	5-50	1-1	6	0	0	0	0	0/0	0	0	2/2	21:02	
15. 12/16 at PIT	[W]	13	7	6	0	5-13	217	55	3.9	111	17	6.5	106	5-40	146	33/16/0	7-40.9	4-34	2-0	22	3	0	3	0	0	2/2	1/1	0/0	22:21	
16. 12/23 vs. OAK	[W]	13	7	6	0	3-15	215	65	3.3	110	30	3.7	105	4-24	129	31/13/3	6-49.5	11-88	3-1	11	1	0	1	0	0/0	1/1	0/0	32:48		
17. 12/30 at HOU	[L]	19	10	8	1	5-9	290	53	5.5	170	34	5.0	120	1-8	128	18/11/1	2-36.5	3-20	0-0	42	6	3	1	2	0	6/6	0	0	0/0	28:13
Totals	11-5 286	92	181	13	80-201	5021	970	5.2	1605	390	4.1	3416	37-244	3660	543/319/20	66-43.5	82-636	20-10	304	35	12	20	3	1	32/32	3/3	18/23	27:52		
WC 1/5 at PIT	[W]	24	5	17	2	7-14	340	74	4.6	43	26	1.7	297	6-40	337	42/29/3	4-44.3	5-50	1-1	29	4	2	2	0	0	2/2	0/2	1/1	32:59	
DIV 1/12 at NE	[L]	24	11	12	1	6-10	403	58	6.9	145	29	5.0	258	1-4	262	28/26/0	1-30.0	6-74	0-0	31	4	1	3	0	0	4/4	0	0	1/2	32:42

JACKSONVILLE JAGUARS 2006 OFFENSE GAME-BY-GAME

Wk.	Date	Opp.	FIRST DOWNS			3 RD DOWN	TOT. OFFENSE			RUSHING			PASSING			Gross Att/Cmp/Int.	PUNTS			PEN.	FUM.			Tot. TD	RnPs	Rt Sfty	PAT	2Pt	FGs	T.O.P.
			Tot	Run	Pass		Pen	Yards	Plays	Avg.	Yards	Att.	Avg.	Net	Sacks		Avg.	Yards	Att.		Avg.	Yards	Lost							
1.	9/10 vs. DAL	[W]	22	6	14	2	5-13	307	67	4.6	78	32	2.4	229	1-8	237	34-23-1	6-44.0	2-41	2-41	0	0	0	3/3	0	0	0	0/0	1/2	34:12
2.	9/18 vs. PIT	[W]	17	3	13	1	6-18	362	70	5.2	110	30	3.7	252	1-8	260	39-26-1	6-41.8	10-86	10-86	0	0	0	0/0	-	3/3	37:25			
3.	9/24 at IND	[L]	20	12	7	1	9-16	297	69	4.3	191	40	4.8	106	1-1	107	28-16-2	4-46.5	4-38	0-0	14	2	1	0	0	2/2	-	0/2	39:24	
4.	10/1 at WAS	[L]	12	2	10	0	2-13	307	54	5.7	32	16	2.2	275	4-15	290	34-20-1	5-49.2	4-35	1-1	30	3	0	0	0	3/3	-	3/3	25:17	
5.	10/8 vs. NYJ	[W]	19	8	9	2	6-13	312	60	5.2	181	39	4.6	131	1-9	140	20-9-0	4-38.5	9-62	0-0	41	5	3	2	0	0	5/5	-	2/2	32:02
7.	10/22 at HOU	[L]	14	7	5	2	3-12	220	54	4.1	102	25	4.1	118	1-7	125	28-14-0	7-42.1	7-35	2-2	7	1	1	0	0	1/1	-	0/0	26:30	
8.	11/5 at PHI	[W]	16	13	3	0	4-14	285	64	4.5	209	46	4.5	76	1-11	87	17-10-0	5-39.8	5-44	2-1	13	1	1	0	0	1/1	-	2/2	36:51	
9.	11/5 vs. TEN	[W]	17	8	8	1	5-13	342	54	6.3	173	30	5.8	169	2-8	177	22-12-0	5-41.0	4-20	0-0	37	4	0	3	1	0	4/4	-	3/3	30:11
10.	11/12 vs. HOU	[L]	16	6	9	1	5-10	322	55	5.9	118	19	6.2	204	2-10	214	34-15-4	4-36.5	9-65	1-0	10	1	1	0	0	1/1	-	1/1	22:27	
11.	11/20 vs. NYG	[W]	21	8	13	0	9-18	414	75	5.5	165	43	3.8	249	0-0	249	32-19-0	4-36.8	9-65	2-1	26	2	2	0	0	2/2	-	4/4	40:19	
12.	11/26 at BUF	[L]	19	11	7	1	1-11	323	60	5.4	207	35	5.9	116	3-16	132	22-16-0	6-38.7	10-108	2-1	24	3	1	2	0	0	3/3	-	1/2	32:10
13.	12/3 at MIA	[W]	18	8	10	0	7-12	353	57	6.2	150	31	4.8	203	4-26	229	22-16-0	3-38.3	7-60	1-1	24	3	1	2	0	0	3/3	-	1/1	30:56
14.	12/10 vs. IND	[W]	23	16	4	3	2-9	447	57	7.8	375	42	8.9	72	1-7	79	14-8-1	1-20.0	3-31	0-0	44	5	4	0	1	0	5/5	-	3/4	31:37
15.	12/17 at TEN	[L]	23	9	13	1	10-19	396	82	4.8	193	41	4.7	203	4-30	233	37-22-3	2-37.5	2-25	1-1	17	2	1	1	0	0	2/2	-	1/1	44:22
16.	12/24 vs. NE	[L]	12	3	8	1	5-12	339	46	7.4	144	22	6.5	195	1-0	195	23-17-0	5-38.8	7-60	2-1	21	3	2	1	0	0	3/3	-	0/1	22:47
17.	12/31 at KC	[L]	24	7	14	3	6-14	397	65	6.1	113	22	5.1	284	3-22	306	40-23-1	6-31.8	5-35	0-0	30	4	3	1	0	0	3/3	0-1	1/1	29:22
Totals	8-8	293	127	147	19	85-217	5423	989	5.5	2541	513	5.0	2882	30-178	3060	446-266-14	73-40.0	97-806	16-9	371	42	23	17	2	0	41/41	0-1	26/32	32:11	

JACKSONVILLE JAGUARS 2006 DEFENSE GAME-BY-GAME

Wk.	Date	Opp.	FIRST DOWNS			3 RD DOWN	TOT. OFFENSE			RUSHING			PASSING			Gross Att/Cmp/Int.	PUNTS			PEN.	FUM.			Tot. TD	RnPs	Rt Sfty	PAT	2Pt	FGs	T.O.P.
			Tot	Run	Pass		Pen	Yards	Plays	Avg.	Yards	Att.	Avg.	Net	Sacks		Avg.	Yards	Att.		Avg.	Yards	Lost							
1.	9/10 vs. DAL	[W]	14	4	9	1	6-13	323	57	5.7	88	22	4.0	235	2-11	246	33-16-3	5-53.2	9-93	0-0	17	2	1	1	0	0	2/2	-	1/2	25:48
2.	9/18 vs. PIT	[W]	9	0	7	2	3-13	153	48	3.2	26	14	1.9	127	2-14	141	32-17-2	8-44.8	3-25	1-0	0	0	0	0	0	0/0	-	0/0	22:35	
3.	9/24 at IND	[L]	14	4	10	0	6-13	272	53	5.1	63	20	3.2	209	2-10	219	31-14-0	7-43.3	4-35	0-0	21	3	1	1	1	0	3/3	-	0/0	20:36
4.	10/1 at WAS	[L]	22	11	11	0	7-14	481	70	6.9	152	40	3.8	329	0-0	329	30-18-1	5-30.8	4-40	1-1	36	4	1	3	0	0	3/3	-	3/3	36:32
5.	10/8 vs. NYJ	[W]	11	6	3	2	3-14	177	58	3.1	132	34	3.9	45	6-26	71	18-10-3	6-40.8	6-59	1-1	0	0	0	0	0	0/0	-	0/0	27:58	
7.	10/22 at HOU	[L]	21	10	10	1	5-14	349	69	5.1	131	34	3.9	218	1-6	224	34-25-0	5-43.4	3-17	0-0	27	3	1	2	0	0	3/3	-	2/3	33:30
8.	10/29 at PHI	[W]	14	4	9	1	4-14	227	58	3.9	85	20	4.3	142	4-19	161	34-18-0	7-44.0	8-50	0-0	6	0	0	0	0	0/0	-	2/2	23:09	
9.	11/5 vs. TEN	[W]	14	5	8	1	5-18	262	69	3.8	108	32	3.4	154	1-9	163	36-15-3	7-46.7	4-20	1-0	7	1	0	1	0	0	1/1	-	0/0	29:49
10.	11/12 vs. HOU	[L]	21	9	9	3	8-19	306	80	3.8	148	42	3.5	158	3-18	176	35-17-0	5-34.2	6-51	1-0	13	1	1	0	0	0	1/1	-	2/4	37:33
11.	11/20 vs. NYG	[W]	13	3	8	2	4-13	247	56	4.4	25	14	1.8	222	1-8	230	41-19-2	6-40.2	5-35	1-1	10	1	0	1	0	0	1/1	-	1/1	19:41
12.	11/26 at BUF	[L]	13	3	8	2	3-10	241	51	4.7	72	23	3.1	169	0-0	169	28-21-1	6-44.2	4-55	3-0	27	3	2	0	1	0	3/3	-	2/2	27:50
13.	12/3 at MIA	[W]	20	7	12	1	7-14	309	65	4.8	68	19	3.6	241	4-26	267	42-27-2	3-41.0	1-10	0-0	10	1	0	1	0	0	1/1	-	1/2	29:04
14.	12/10 vs. IND	[W]	23	6	15	2	7-16	339	72	4.7	34	20	1.7	305	2-8	313	50-25-1	6-32.3	7-71	0-0	17	2	2	0	0	0	2/2	-	1/1	28:23
15.	12/17 at TEN	[L]	5	2	3	0	0-8	98	34	2.9	41	16	2.6	57	3-28	85	15-8-0	5-43.8	4-40	1-0	24	3	0	0	0	3/3	-	1/2	37:13	
16.	12/24 vs. NE	[L]	22	10	10	2	8-16	359	70	5.1	117	30	3.9	242	1-7	249	39-28-0	5-35.0	7-51	0-0	24	3	2	1	0	0	3/3	-	1/2	33:18
17.	12/31 at KC	[L]	23	10	11	2	7-16	395	68	5.8	170	40	4.3	225	3-10	235	25-16-2	4-39.5	5-32	2-1	35	5	3	1	1	0	5/5	-	0/0	30:38
Totals	8-8	259	94	143	22	83-227	4538	978	4.6	1460	420	3.5	3078	35-200	3278	523-294-20	90-41.4	80-684	12-4	274	32	14	12	6	0	31/31	-	17/24	27:49	

JACKSONVILLE JAGUARS 2005 OFFENSE GAME-BY-GAME

Wk. Date	Opp.	FIRST DOWNS			TOT. OFFENSE			RUSHING			PASSING			Gross Att/Comp/Int.	PUNTS		FUM.			Tot. TD	FGs	T.O.P.								
		Tot	Run	Pass	Pen	3 RD	Yards	Plays	Avg.	Yards	Att.	Net	Sacks		Yards	Att/Comp/Int.	Avg.	Yards	Pen.				Lost	Pts.						
1. 9/11 vs. SEA	[W]	18	4	13	362	66	5.5	119	31	3.8	243	3-15	258	32-18-0	4-44.0	6-31	1-0	26	2	0	0	0	2/2	-	4/5	34:11				
2. 9/18 at IND	[L]	12	4	7	303	59	5.1	128	24	5.3	175	6-23	198	29-16-0	7-45.6	7-60	6-0	3	0	0	0	0	0/0	-	1/2	31:20				
3. 9/25 at NYJ	[W]	16	8	7	308	73	4.2	139	47	3.0	169	2-8	177	24-16-1	6-50.0	9-85	3-2	26	3	1	2	0	2/2	-	2/2	40:31				
4. 10/2 vs. DEN	[L]	13	1	10	241	47	5.1	12	11	1.1	229	2-11	240	34-20-2	6-41.8	15-119	3-2	7	1	0	1	0	1/1	-	0/0	21:55				
5. 10/9 vs. CIN	[W]	19	8	7	342	61	5.6	181	37	4.9	161	0-0	161	24-10-0	5-39.8	10-98	1-1	23	2	0	2	0	2/2	-	3/3	29:25				
6. 10/16 at PIT	[W]	17	6	9	246	73	3.4	93	35	2.7	153	3-24	177	35-19-1	9-46.9	10-106	1-0	23	3	1	1	0	2/2	-	1/1	36:09				
8. 10/30 at STL	[L]	16	6	10	427	61	7.0	221	28	7.9	206	2-7	213	31-18-1	3-25.7	4-25	1-1	21	3	1	2	0	3/3	-	0/2	31:22				
9. 11/6 vs. HOU	[W]	18	4	12	312	54	5.8	98	27	3.6	214	2-4	218	25-19-0	6-37.8	6-45	1-0	21	3	2	1	0	3/3	-	0/0	29:04				
10. 11/13 vs. BAL	[W]	20	8	10	338	66	5.1	133	35	3.8	205	1-6	211	30-16-0	5-40.6	5-42	0-0	30	3	1	1	0	3/3	-	3/3	34:29				
11. 11/20 at TEN	[W]	22	5	15	2	295	70	4.2	49	30	1.6	246	2-12	258	38-22-0	6-50.2	3-15	1-1	31	4	1	3	0	4/4	-	1/1	31:54			
12. 11/27 at AZ	[W]	19	8	9	295	61	4.8	162	33	4.9	133	0-0	133	28-14-0	4-39.0	11-81	0-0	24	3	2	0	0	3/3	-	1/2	31:41				
13. 12/4 at CLE	[W]	17	7	8	237	59	4.0	122	38	3.8	115	1-1	116	20-11-1	4-41.3	5-50	0-0	20	2	0	2	0	2/2	-	2/2	29:43				
14. 12/11 vs. IND	[L]	18	5	12	324	58	5.6	74	23	3.2	250	0-0	250	35-26-0	5-38.6	7-65	4-3	18	2	1	1	0	1/1	1/1	1/1	26:02				
15. 12/18 vs. SF	[W]	21	6	13	336	77	4.4	134	35	3.8	202	2-14	216	40-21-0	8-39.3	10-84	0-0	10	1	1	0	0	1/1	-	1/2	35:40				
16. 12/24 at HOU	[W]	30	11	14	448	67	6.7	172	33	5.2	276	3-16	292	31-18-0	2-49.0	6-50	2-0	38	5	4	1	0	5/5	-	1/2	32:18				
17. 1/1 vs. TEN	[W]	25	6	14	335	69	4.9	122	35	3.5	213	3-21	234	31-19-0	3-38.7	7-50	2-1	40	5	3	2	0	4/5	-	2/2	34:11				
Totals		12-4	301	97	170	34	93-225	5149	1021	5.0	1959	502	3.9	3190	32-162	3352	487-283-6	83-42.4	121-1006	27-11	361	42	18	21	3	0	38:59	1/1	23:30	31:33
WC 17/05 at NE	[L]	15	1	14	0	1/12	292	62	4.7	87	17	5.1	205	6-42	247	39-21-1	5-41.8	8-40	2-1	3	0	0	0	0	0/0	-	1/2	29:34		

JACKSONVILLE JAGUARS 2005 DEFENSE GAME-BY-GAME

Wk. Date	Opp.	FIRST DOWNS			TOT. OFFENSE			RUSHING			PASSING			Gross Att/Comp/Int.	PUNTS		FUM.			Tot. TD	FGs	T.O.P.							
		Tot	Run	Pass	Pen	3 RD	Yards	Plays	Avg.	Yards	Att.	Net	Sacks		Yards	Att/Comp/Int.	Avg.	Yards	Pen.				Lost	Pts.					
1. 9/11 vs. SEA	[W]	20	5	13	322	58	5.6	97	19	5.1	225	3-21	246	37-21-2	5-46.0	5-29	3-3	14	2	0	2	0	0	2/2	-	0/0	25:49		
2. 9/18 at IND	[L]	18	10	7	268	66	4.1	146	38	3.8	122	0-0	122	28-13-1	7-46.1	6-45	0-0	10	1	1	0	0	1/1	-	1/1	28:40			
3. 9/25 at NYJ	[W]	12	4	5	168	51	3.3	89	25	3.6	79	4-16	95	22-11-2	7-48.6	6-44	3-1	20	2	1	0	1	0	2/2	-	2/2	25:34		
4. 10/2 vs. DEN	[L]	24	9	12	306	73	4.2	188	44	4.3	118	3-18	136	26-19-0	4-48.5	5-30	0-0	20	2	0	2	0	2/2	-	2/4	38:05			
5. 10/9 vs. CIN	[W]	20	6	12	364	61	6.0	132	26	5.1	232	2-7	239	33-22-0	6-36.0	12-94	2-1	20	2	0	2	0	2/2	-	2/2	30:35			
6. 10/16 at PIT	[W]	16	3	7	218	60	3.6	73	30	2.4	145	2-9	154	28-11-3	6-31.7	7-80	2-1	17	2	0	1	0	2/2	-	1/2	27:27			
8. 10/30 at STL	[L]	15	7	7	386	56	6.9	200	33	6.1	186	2-14	200	21-13-3	5-40.8	9-59	0-0	24	3	0	2	1	0	3/3	-	1/1	28:38		
9. 11/6 vs. HOU	[W]	17	7	10	279	59	4.7	88	23	3.8	191	6-28	219	30-22-0	5-44.0	4-30	5-1	14	2	1	1	0	2/2	-	0/0	30:56			
10. 11/13 vs. BAL	[W]	8	2	5	163	54	3.0	53	17	3.1	110	4-32	142	33-19-3	7-44.6	9-86	0-0	3	0	0	0	0	0/0	-	1/1	25:31			
11. 11/20 at TEN	[W]	16	4	11	254	54	4.7	63	21	3.0	191	3-17	208	30-20-1	8-46.6	11-73	0-0	28	4	1	2	1	0	4/4	-	0/0	28:06		
12. 11/27 at AZ	[W]	23	2	16	368	65	5.7	67	16	4.2	301	3-14	315	46-29-1	4-40.0	11-105	1-1	17	2	0	2	0	2/2	-	1/2	28:19			
13. 12/4 at CLE	[W]	15	4	9	303	57	5.3	98	32	3.1	205	5-21	226	20-13-0	6-37.2	7-97	1-0	14	2	0	2	0	2/2	-	0/1	30:17			
14. 12/11 vs. IND	[L]	25	3	19	3	399	74	5.4	99	34	2.9	300	3-24	324	37-24-0	3-46.3	5-47	0-0	26	2	0	2	0	2/2	-	4/4	33:58		
15. 12/18 vs. SF	[W]	11	4	3	217	51	4.3	110	25	4.4	107	2-16	123	24-8-1	8-41.9	8-56	1-0	9	0	0	0	0	0/0	-	3/3	24:20			
16. 12/24 at HOU	[W]	18	4	13	370	62	6.0	107	29	3.7	263	4-32	295	29-19-1	2-32.0	7-40	1-0	20	2	0	2	0	2/2	-	2/4	27:42			
17. 1/1 vs. TEN	[W]	15	5	9	270	62	4.4	99	22	4.5	171	1-8	179	39-21-1	5-48.0	18-140	2-1	13	2	0	2	0	1/2	-	0/0	25:49			
Totals		12-4	273	158	36	67-205	4655	963	4.8	1709	434	3.9	2946	47-277	3223	482-285-19	88-42.8	130-1055	21-9	269	30	4	22	4	0	29:30	1/1	20:27	28:27
WC 17/05 at NE	[L]	17	6	10	1	7/14	307	59	5.2	118	28	4.2	189	4-12	201	27-15-0	5-39.2	4-32	4-0	28	4	0	3	1	0	4/4	-	0/0	30:26

JACKSONVILLE JAGUARS 2004 OFFENSE GAME-BY-GAME

Wk.	Date	Opp.	FIRST DOWNS			TOT. OFFENSE			PASSING			PUNTS			FUM.			Tot. TD	FGs	T.O.P.											
			Tot	Run	Pass	Pen	Down	Yards	Plays	Avg.	Yards	Att.	Com.	Int.	Avg.	Yards	Pen.				Lost	Pts.									
1.	9/12	at BUF	14	4	8	2	2-13	225	61	3.7	83	23	3.6	142	2-5	147	36-18-2	6-47.0	9-50	0-0	13	1	0	1	0	0	0	1-1	--	2-2	26:07
2.	9/19	vs DEN	8	2	4	2	1-10	176	40	4.4	67	22	3.0	109	2-11	120	16-8-0	9-44.1	10-85	1-0	7	1	0	1	0	0	0	1-1	--	0-0	22:52
3.	9/26	at TEN	15	7	6	2	3-11	253	51	5.0	136	29	4.7	117	2-7	124	20-14-0	7-39.0	9-87	3-0	15	2	1	1	0	0	0	1-1	0-0	28:46	
4.	10/3	vs IND	23	5	16	2	8-15	408	73	5.6	97	31	3.1	311	1-7	318	41-29-0	1-33.0	5-28	2-1	17	1	0	1	0	0	--	1-1	3-4	35:33	
5.	10/10	at SD	28	6	19	3	7-14	429	75	5.7	80	18	4.4	349	3-8	357	54-36-2	3-38.7	5-33	1-1	21	3	2	1	0	0	3-3	--	0-0	30:02	
6.	10/17	vs KC	19	4	14	1	6-13	378	63	6.0	101	23	4.4	277	4-21	298	36-24-0	5-46.0	5-46	0-0	22	3	1	2	0	0	2-2	1-1	0-1	30:00	
7.	10/24	at IND	20	5	15	0	5-11	414	60	6.9	128	27	4.7	286	3-14	300	30-23-1	1-36.0	6-48	2-1	27	2	0	2	0	0	1-1	1-1	4-4	34:34	
8.	10/31	at HOU	14	3	10	1	4-12	287	55	5.2	39	12	3.3	248	1-7	255	42-27-2	4-47.0	11-80	1-0	6	0	0	0	0	0	--	2-3	24:54		
10.	11/14	vs DET	22	10	11	1	12-22	415	89	4.7	239	50	4.8	176	3-22	198	36-19-0	8-39.6	10-99	0-0	23	3	1	2	0	0	2-2	--	1-1	41:44	
11.	11/21	vs TEN	18	9	8	1	3-13	274	61	4.5	151	32	4.7	123	2-6	129	27-13-1	6-40.8	3-22	1-1	15	1	1	0	0	1	1-1	--	2-3	31:32	
12.	11/28	at MIN	18	7	10	1	7-15	379	63	6.0	154	27	5.7	225	2-10	235	34-19-0	2-54.0	6-45	3-2	16	1	0	1	0	0	1-1	--	3-3	31:17	
13.	12/5	vs PIT	20	5	11	4	6-14	359	63	5.7	100	34	2.9	259	2-9	268	27-16-0	3-47.7	3-25	1-0	16	1	0	1	0	0	1-1	--	3-5	34:37	
14.	12/12	vs CH	22	5	13	4	4-15	332	73	4.5	90	28	3.2	242	0-0	242	45-25-1	8-42.6	8-75	1-0	22	2	0	2	0	1	2-2	--	2-2	35:45	
15.	12/19	at GB	19	8	6	5	3-11	312	57	5.5	197	36	5.5	115	1-6	121	20-9-0	7-36.6	7-85	3-2	28	4	2	2	0	0	4-4	--	0-0	30:42	
16.	12/26	vs HOU	6	4	2	0	1-10	126	44	2.9	95	20	4.8	31	3-23	54	21-10-1	7-45.3	5-45	3-2	0	0	0	0	0	0	0-0	--	0-1	21:02	
17.	1/2	at OAK	13	4	8	1	8-18	242	63	3.8	93	34	2.7	149	1-0	149	28-15-1	7-43.6	7-87	1-1	13	1	1	0	0	0	1-1	--	2-2	30:53	
Totals	9-7	279	88	161	30	80	217	5009	991	5.1	1850	446	4.2	3159	32-156	3315	513-305-11	84-42.8	109-940	23-11	261	26	9	17	0	2	21-21	4-4	24-31	30:28	

JACKSONVILLE JAGUARS 2004 DEFENSE GAME-BY-GAME

Wk.	Date	Opp.	FIRST DOWNS			TOT. OFFENSE			PASSING			PUNTS			FUM.			Tot. TD	FGs	T.O.P.											
			Tot	Run	Pass	Pen	Down	Yards	Plays	Avg.	Yards	Att.	Com.	Int.	Avg.	Yards	Pen.				Lost	Pts.									
1.	9/12	at BUF	16	5	10	1	7-14	242	63	3.8	95	36	2.6	147	1-6	153	26-17-0	5-44.6	7-78	3-2	10	1	0	1	0	0	0	1-1	--	1-2	33:55
2.	9/19	vs DEN	20	4	13	3	6-17	356	74	4.8	106	35	3.0	250	0-0	250	39-23-0	7-41.4	7-57	3-1	6	0	0	0	0	0	0-0	--	2-3	37:08	
3.	9/26	at TEN	13	5	7	1	6-13	249	56	4.4	119	26	4.6	130	3-13	143	27-16-1	4-52.3	6-56	2-0	12	1	1	0	0	0	0-0	0-1	2-2	31:14	
4.	10/3	vs IND	23	7	14	2	3-8	337	56	6.0	117	27	4.3	220	0-0	220	29-20-1	3-48.0	3-26	0-0	24	3	1	2	0	0	3-3	--	1-1	24:27	
5.	10/10	at SD	18	8	10	0	9-15	386	62	6.2	176	35	5.0	210	1-1	211	26-17-0	4-41.5	4-44	0-0	34	4	2	2	0	0	4-4	--	2-2	29:58	
6.	10/17	vs KC	19	3	15	1	6-13	350	60	5.8	77	21	3.7	273	6-42	315	33-23-1	5-42.4	5-30	3-0	16	2	0	2	0	0	1-2	--	1-2	30:00	
7.	10/24	at IND	23	5	17	1	6-10	446	59	7.6	87	18	4.8	359	1-9	368	40-27-0	3-48.0	12-62	2-2	24	3	0	3	0	0	3-3	--	1-1	25:26	
8.	10/31	at HOU	24	6	15	3	4-13	369	67	5.5	93	32	2.9	276	0-0	276	35-26-0	4-38.8	8-75	2-2	20	2	0	1	0	2-2	--	2-2	35:06		
10.	11/14	vs DET	10	4	3	3	2-14	190	54	3.5	81	19	4.3	109	2-12	121	33-11-1	6-44.2	8-45	0-0	17	2	0	0	2	0	2-2	--	1-2	23:44	
11.	11/21	vs TEN	14	4	10	0	4-13	295	60	4.9	103	27	3.8	192	3-17	209	30-18-2	5-43.2	4-49	1-0	18	2	1	1	0	0	1-1	1-1	1-1	28:28	
12.	11/28	at MIN	27	7	14	3	6-10	330	61	5.4	112	30	3.7	218	4-17	235	27-19-1	2-49.0	4-35	1-1	27	3	1	1	0	0	3-3	--	2-2	28:43	
13.	12/5	vs PIT	15	5	9	1	5-10	316	45	7.0	120	25	4.8	196	3-25	221	17-14-0	5-46.4	11-82	2-0	17	2	0	2	0	0	2-2	--	1-1	25:23	
14.	12/12	vs CH	10	0	9	1	2-12	210	52	4.0	31	14	2.2	179	5-33	212	33-17-1	7-48.3	13-104	2-1	3	0	0	0	0	0-0	--	1-2	24:17		
15.	12/19	at GB	26	2	21	3	6-11	444	67	6.6	94	21	4.5	350	2-17	367	44-30-3	3-38.0	12-101	4-2	25	3	0	2	1	0	2-2	1-1	1-2	29:18	
16.	12/26	vs HOU	19	11	8	0	7-15	333	67	5.0	219	44	4.9	114	4-17	131	19-13-2	6-50	6-50	4-0	21	3	1	1	1	0	3-3	--	0-1	38:58	
17.	1/2	at OAK	16	7	6	3	5-17	281	69	4.1	147	28	5.3	134	2-8	142	39-15-3	6-39.7	8-72	3-1	6	0	0	0	0	0	0-0	--	2-2	29:07	
Totals	9-7	290	83	181	26	84	205	5134	972	5.3	1777	438	4.1	3357	37-217	3574	497-306-16	74-44.1	118-966	30-12	280	31	7	18	6	0	27-28	2-3	21-28	29:32	

JACKSONVILLE JAGUARS 2003 OFFENSE GAME-BY-GAME

Wk.	Date	Opp.	FIRST DOWNS			TOT. OFFENSE			RUSHING			PASSING			Gross Att/Comp/Int.	PUNTS	PEN.	FUM. Tot.			FGs	T.O.P.									
			Run	Pass	Pen	Yards	Plays	Avg.	Yards	Att.	Net	Sacks	Avg.	Yards				Lost	Pts.	TD			Rn	Ps	Rt	Sfty	PAT	2Pt			
1.	9/7	at CAR	17	4	11	2	4-13	331	59	5.6	75	28	2.7	256	4-16	272	27/23/0	8-40.9	8-82	1-1	23	3	1	2	0	0	0	2-2	0-1	1-2	33-23
2.	9/14	vs. BUF	20	7	12	1	4-14	287	65	4.4	95	22	4.3	192	3-22	214	40/26/0	4-44.3	8-97	0-0	17	2	1	1	0	0	0	2-2	--	1-2	28-50
3.	9/21	at IND	15	7	1	1	5-13	266	55	4.8	152	25	6.1	114	2-8	122	28/16/0	4-38.8	7-38	2-1	13	1	0	1	0	0	1-1	--	2-4	23-48	
4.	9/28	at HOU	15	4	9	2	2-11	342	59	5.8	79	22	3.6	263	0-0	263	37/18/3	4-43.5	9-48	3-2	20	2	1	1	0	0	2-2	--	2-2	24-46	
5.	10/5	vs. SD	21	7	14	0	6-14	436	68	6.4	123	37	3.3	313	3-23	336	28/19/0	4-42.0	8-89	2-1	27	3	1	2	0	0	3-3	--	2-2	33-13	
6.	10/12	vs. MIA	22	7	11	4	8-17	332	76	4.4	88	30	2.9	244	4-12	256	42/24/3	1-42.0	7-50	5-2	10	1	1	0	0	0	1-1	--	1-2	32-54	
8.	10/26	vs. TEN	15	3	12	0	5-10	293	52	5.6	54	11	4.9	239	2-5	244	39/24/2	3-47.0	5-45	1-1	17	2	0	2	0	0	2-2	--	1-1	20-46	
9.	11/2	at BAL	20	6	13	1	3-14	320	71	4.5	134	33	4.1	186	4-22	208	34/22/1	7-44.1	7-52	4-2	17	2	1	1	0	0	2-2	--	1-1	34-53	
10.	11/9	vs. IND	20	10	8	2	9-14	353	62	5.7	174	38	4.6	174	0-0	174	24/12/1	4-36.0	7-47	1-1	28	4	3	1	0	0	4-4	--	0-0	31-39	
11.	11/16	at TEN	16	8	8	0	2-13	271	62	4.4	126	30	4.2	145	1-6	151	31/15/2	6-41.3	3-15	1-0	3	0	0	0	0	0	0-0	--	1-2	30-28	
12.	11/23	at NYJ	20	9	9	2	4-14	330	71	4.6	158	37	4.3	172	1-0	172	33/17/1	4-38.3	3-37	1-1	10	1	1	0	0	0	1-1	--	1-2	32-30	
13.	11/30	vs. TB	21	8	11	2	4-12	359	69	5.2	135	35	3.9	224	0-0	224	34/20/0	3-43.3	5-48	2-1	17	2	0	2	0	0	2-2	--	1-3	31-30	
14.	12/7	vs. HOU	23	11	8	4	7-17	390	70	5.6	208	40	5.2	182	1-12	194	29/18/0	6-41.0	7-70	1-0	27	3	2	1	0	0	3-3	--	2-3	35-46	
15.	12/14	at NE	17	5	12	0	6-14	354	61	5.8	72	20	3.6	282	1-6	288	40/21/2	5-43.2	8-60	2-0	13	1	0	1	0	0	1-1	--	2-3	32-41	
16.	12/21	vs. NO	22	11	8	3	6-13	374	63	5.9	243	45	5.4	131	1-0	131	17/9/2	2-34.5	7-69	0-0	20	2	1	1	0	0	2-2	--	2-3	32-03	
17.	12/28	at ATL	21	11	10	0	5-13	320	61	5.2	157	28	5.6	163	1-4	167	32/19/0	4-38.5	9-48	1-1	14	2	1	1	0	0	2-2	--	0-1	28-38	
Totals	5-11	305	118	163	24	80-216	5358	1024	5.2	2073	481	4.3	3285	28-136	3421	515/303/17	69-41.3	108-895	27-14	276	31	13	17	1	0	0	30-30	0-1	20-33	30-09	

JACKSONVILLE JAGUARS 2003 DEFENSE GAME-BY-GAME

Wk.	Date	Opp.	FIRST DOWNS			TOT. OFFENSE			RUSHING			PASSING			Gross Att/Comp/Int.	PUNTS	PEN.	FUM. Tot.			FGs	T.O.P.								
			Run	Pass	Pen	Yards	Plays	Avg.	Yards	Att.	Net	Sacks	Avg.	Yards				Lost	Pts.	TD			Rn	Ps	Rt	Sfty	PAT	2Pt		
1.	9/7	at CAR	17	7	9	1	4-14	242	61	4.0	122	26	4.7	120	5-21	141	30/16/2	7-40.7	9-83	4-0	24	3	0	3	0	0	1-1	0-2	1-1	26-37
2.	9/14	vs. BUF	20	6	12	2	8-14	371	59	6.3	43	32	1.3	328	0-0	328	27/20/0	2-48.5	6-55	2-0	38	5	3	2	0	0	5-5	--	1-1	31-10
3.	9/21	at IND	17	6	11	0	7-14	289	63	4.6	73	30	2.4	216	0-0	216	33/21/1	3-42.0	4-20	0-0	23	2	0	2	0	0	2-2	--	3-3	36-12
4.	9/28	at HOU	21	7	12	2	7-16	339	75	4.5	110	37	3.0	229	1-5	234	37/23/2	4-34.8	4-43	4-2	24	3	2	1	0	0	3-3	--	1-2	35-14
5.	10/5	vs. SD	21	4	14	3	5-11	346	58	6.0	69	13	5.3	277	4-19	296	41/24/0	6-40.3	10-61	3-2	21	3	0	3	0	0	3-3	--	0-0	26-47
6.	10/12	vs. MIA	16	6	9	1	4-10	234	52	4.5	91	24	3.8	143	1-4	147	27/14/1	5-44.2	11-149	2-1	24	3	1	0	2	0	3-3	--	1-1	27-06
8.	10/26	vs. TEN	23	11	11	1	8-14	320	65	4.9	133	38	3.5	187	0-0	187	27/21/1	3-49.7	8-49	0-0	30	3	2	1	0	0	3-3	--	3-3	39-14
9.	11/2	at BAL	9	4	5	0	6-15	259	53	4.9	103	30	3.4	156	0-0	156	23/10/1	5-46.8	7-40	1-1	24	2	1	1	0	0	1-1	1-1	3-3	25-07
10.	11/9	vs. IND	20	2	16	2	6-15	394	66	6.0	47	21	2.2	347	0-0	347	45/28/2	4-34.8	7-38	1-0	23	2	0	2	0	0	2-2	--	3-3	28-21
11.	11/16	at TEN	13	5	8	0	7-15	246	60	4.1	96	32	3.0	150	2-16	166	26/13/1	4-43.5	2-12	2-2	10	1	0	1	0	0	1-1	--	1-2	29-32
12.	11/23	at NYJ	17	1	15	1	4-13	282	62	4.5	61	21	2.9	221	2-15	236	39/25/1	6-39.0	6-45	0-0	13	1	0	1	0	0	1-1	--	2-2	27-30
13.	11/30	vs. TB	16	6	9	1	2-12	221	59	3.7	77	19	4.1	144	2-12	156	38/21/1	5-36.6	7-80	0-0	10	1	1	0	0	0	1-1	--	1-2	28-30
14.	12/7	vs. HOU	7	2	4	1	1-12	124	49	2.5	70	23	3.0	54	3-17	71	23/11/1	10-41.9	10-86	3-2	0	0	0	0	0	0-0	--	0-0	24-14	
15.	12/14	at NE	18	6	12	0	8-16	296	68	4.4	84	32	2.6	212	2-16	228	34/22/0	4-40.3	4-55	1-1	27	3	2	1	0	0	3-3	--	2-2	27-19
16.	12/21	vs. NO	20	0	16	4	6-13	350	64	5.5	61	25	2.4	289	1-7	296	38/22/0	3-36.0	4-30	2-1	19	2	0	2	0	0	1-2	--	2-2	27-57
17.	12/28	at ATL	21	11	9	1	9-14	344	62	5.5	166	39	4.3	178	1-2	180	22/12/1	4-41.5	4-35	1-0	21	3	1	2	0	0	3-3	--	0-0	31-22
Totals	5-11	276	84	172	20	92-218	4657	976	4.8	1406	442	3.2	3251	24-134	3385	510/303/15	75-41.0	103-881	26-12	331	37	13	22	2	1	0	33-34	1-3	24-27	29-51

JACKSONVILLE JAGUARS 2002 OFFENSE GAME-BY-GAME

Wk. Date	Opp.	FIRST DOWNS			TOT. OFFENSE			RUSHING			PASSING			PUNTS			FUM. Tot.			FGs			T.O.P.							
		Run	Pass	Pen	Yards	Plays	Avg.	Yards	Att.	Avg.	Net	Sacks	Gross	Att./Cmp./Int.	Avg.	Yards	Pen.	Lost	Pts.	TD	2Pt	FGs								
9/ 8 vs. IND	[L]	19	8	11	0	343	69	5.0	118	32	3.7	225	1-3	228	36/22/1	3-52.0	5-40	3-1	25	3	1	2	0	0	0	2/2	1/1	1/2	32:33	
9/15 at KC	[W]	19	5	14	0	450	65	6.9	130	29	4.5	320	0-0	320	36/23/0	4-40.5	5-45	1-1	23	3	1	2	0	0	0	2/2	0/1	1/2	31:44	
9/29 vs. NYJ	[W]	20	12	8	0	383	57	6.7	223	40	5.6	160	2-13	173	15/10/0	5-53.2	3-15	0-0	28	4	4	0	0	0	0	4/4	-	0/1	33:26	
10/6 vs. PHI	[W]	16	4	10	2	267	51	5.2	70	27	2.6	197	1-0	197	23/13/0	5-44.6	4-21	0-0	28	3	1	1	1	0	0	2/2	1/1	2/2	25:02	
10/13 at TEN	[L]	13	7	4	2	198	42	4.7	130	26	5.0	68	3-16	84	13/7/2	4-49.5	4-22	0-0	14	2	2	0	0	0	0	2/2	-	0/0	22:17	
10/20 at BAL	[L]	22	8	14	0	397	78	5.1	173	30	5.8	224	2-7	231	46/24/3	4-38.3	5-30	1-0	10	1	1	0	0	0	1/1	-	1/2	32:01		
10/27 vs. HOU	[L]	18	7	9	2	290	71	4.1	126	32	3.9	164	5-38	202	34/16/0	8-44.1	5-50	0-0	19	2	1	1	0	0	1/1	-	1/3	33:39		
11/ 3 at NYG	[L]	16	6	9	1	329	60	5.5	126	20	6.3	203	2-27	230	38/23/0	3-36.0	8-63	1-1	17	2	0	2	0	0	2/2	-	1/1	26:56		
11/10 vs. WAS	[W]	18	7	10	1	309	64	4.8	142	32	4.4	167	3-27	194	29/19/0	5-48.2	8-55	1-0	26	2	2	0	0	0	2/2	-	4/4	33:43		
11/17 at HOU	[W]	16	5	11	0	321	58	5.5	122	28	4.4	199	5-25	224	25/15/1	6-43.0	7-62	1-0	24	3	1	2	0	0	3/3	-	1/2	28:52		
11/24 at DAL	[L]	19	5	14	0	326	68	4.8	132	26	5.1	194	2-8	202	40/22/1	6-44.5	11-79	2-2	19	2	1	1	0	0	2/2	-	1/2	27:52		
12/ 1 vs. PIT	[L]	13	4	7	2	226	47	4.8	102	21	4.9	124	3-22	146	23/12/0	6-41.7	0-0	0-0	23	3	1	2	0	0	2/2	0/1	1/1	21:19		
12/ 8 vs. CLE	[L]	13	7	4	2	211	48	4.4	157	31	5.1	54	3-19	73	14/10/0	7-46.6	5-51	1-0	20	2	1	1	0	0	2/2	-	2/2	25:04		
12/15 at CIN	[W]	20	6	13	1	321	61	5.3	109	30	3.6	212	3-11	223	28/19/0	5-42.0	5-54	0-0	29	4	1	3	0	0	3/3	1/1	0/0	30:01		
12/22 vs. TEN	[L]	13	4	9	0	214	58	3.7	75	18	4.2	139	4-18	157	36/18/1	7-41.4	8-51	0-0	10	1	0	1	0	0	1/1	-	1/1	24:21		
12/29 at IND	[L]	20	10	9	1	266	62	4.3	154	33	4.7	112	3-23	135	26/13/0	3-40.7	6-47	1-1	13	1	1	0	0	0	1/1	-	2/2	29:29		
Totals		6-10	275	105	156	14	71-207	4851	959	5.1	2089	455	4.6	2762	42-257	3019	462/268/9	81-44.2	89-685	12-6	328	38	19	18	1	2	33/33	3/5	19/27	28:39

JACKSONVILLE JAGUARS 2002 DEFENSE GAME-BY-GAME

Wk. Date	Opp.	FIRST DOWNS			TOT. OFFENSE			RUSHING			PASSING			PUNTS			FUM. Tot.			FGs			T.O.P.						
		Run	Pass	Pen	Yards	Plays	Avg.	Yards	Att.	Avg.	Net	Sacks	Gross	Att./Cmp./Int.	Avg.	Yards	Pen.	Lost	Pts.	TD	2Pt	FGs							
9/ 8 vs. IND	[L]	18	5	13	0	307	60	5.1	104	28	3.7	203	1-8	211	31/19/0	3-47.3	2-14	2-2	28	4	0	3	1	0	0	4/4	-	0/1	27:27
9/15 at KC	[W]	18	7	11	0	336	61	5.5	140	28	5.0	196	1-3	199	32/16/2	4-43.5	5-48	0-0	16	1	0	1	0	0	0	1/1	-	3/3	28:16
9/29 vs. NYJ	[W]	18	2	15	1	345	63	5.5	78	22	3.5	267	2-14	281	39/21/2	3-48.3	4-25	4-2	3	0	0	0	0	0	0	0/0	-	1/1	26:34
10/6 vs. PHI	[W]	28	12	15	1	406	83	4.9	199	30	6.6	207	5-23	230	48/28/0	5-39.4	10-75	0-0	25	3	1	2	0	0	2/2	1/1	1/1	34:58	
10/13 at TEN	[L]	25	10	14	1	370	77	4.8	152	40	3.8	218	1-8	226	36/26/0	1-30.0	5-55	2-1	23	2	1	1	0	0	2/2	-	3/4	37:43	
10/20 at BAL	[L]	16	6	9	1	261	62	4.2	118	32	3.7	143	2-9	152	28/14/0	6-35.7	4-30	2-2	17	2	0	2	0	0	2/2	-	1/2	27:59	
10/27 vs. HOU	[L]	12	3	7	2	242	53	4.6	81	31	2.6	161	4-23	184	18/11/0	7-37.6	9-60	2-1	21	2	1	1	0	0	1/1	1/1	2/3	26:21	
11/ 3 at NYG	[L]	26	10	13	3	394	66	6.0	177	35	5.1	217	3-11	228	28/20/0	3-38.0	7-59	1-1	24	3	2	1	0	0	3/3	-	1/3	33:04	
11/10 vs. WAS	[W]	23	3	16	4	307	69	4.4	78	28	4.3	239	2-17	256	51/27/3	5-31.4	6-49	1-0	7	1	0	1	0	0	1/1	-	0/1	26:17	
11/17 at HOU	[W]	18	6	10	2	272	62	4.4	68	16	4.3	239	2-17	228	30/22/1	6-34.7	5-40	2-1	21	3	2	1	0	0	3/3	-	0/0	31:08	
11/24 at DAL	[L]	21	7	12	2	405	58	7.0	118	31	3.8	287	3-14	301	24/16/2	5-38.8	10-75	2-1	21	3	1	2	0	0	3/3	-	0/1	32:08	
12/ 1 vs. PIT	[L]	23	13	10	2	403	69	5.8	219	40	5.5	184	2-17	201	27/17/1	1-53.0	4-25	0-0	25	1	1	0	0	0	1/1	-	6/6	38:41	
12/ 8 vs. CLE	[L]	21	8	11	2	417	71	5.9	173	33	5.2	244	3-20	264	35/21/2	5-39.8	10-68	0-0	21	3	1	2	0	0	3/3	-	0/2	34:56	
12/15 at CIN	[W]	19	5	12	2	300	69	4.3	65	24	2.7	235	3-23	258	42/22/1	2-41.0	5-29	1-1	15	1	1	0	0	0	0/0	0/1	3/3	29:59	
12/22 vs. TEN	[L]	20	8	11	1	298	62	4.8	175	40	4.4	123	0-0	123	22/14/0	6-39.7	4-30	0-0	28	4	2	1	0	0	4/4	-	0/1	35:39	
12/29 at IND	[L]	18	7	9	2	272	57	4.8	126	29	4.3	146	0-0	146	28/20/0	3-36.0	6-35	1-1	20	2	1	1	0	0	2/2	-	2/2	30:31	
Totals		6-10	324	112	188	24	5335	1042	5.1	2071	487	4.3	3264	36-224	3488	519/314/14	65-38.7	96-717	20-13	315	35	14	19	2	0	32/32	2/3	23/34	31:21

JACKSONVILLE JAGUARS 2001 OFFENSE GAME-BY-GAME

Wk. Date	Opp.	FIRST DOWNS			TOT. OFFENSE Yards	RUSHING			PASSING			PUNTS			PEN. Yards	FUM. Lost	Tot. Pts.	Tot. TD	FGs	T.O.P.													
		Tot. Run	Pass	Pen		Yards	Att.	Avg.	Yards	Att.	Comp.	Int.	Avg.	Yards							Att.	Comp.	Int.										
1. 9/ 9	vs PIT	[W]	16	6	9	1	4/12	299	56	5.3	101	29	3.5	198	1-0	198	26/	15/	0	6-45.7	4-31	2-0	21	3	0	3	0	0	3/3	-	0/1	28:50	
2. 9/23	vs TEN	[W]	16	4	10	2	2/12	329	60	5.5	119	30	4.0	210	3-25	235	27/	17/	0	5-48.0	3-20	4-2	13	1	1	0	0	0	1/1	-	2/3	30:13	
3. 9/30	vs CLE	[L]	14	5	8	1	4/12	259	58	4.5	98	19	5.2	161	2-9	170	37/	19/	2	6-47.8	8-63	4-0	14	2	0	1	0	0	2/2	-	0/1	24:20	
4. 10/ 7	at SEA	[L]	18	3	14	1	4/14	256	63	4.1	57	21	2.7	199	3-34	233	39/	21/	0	4-44.5	4-24	3-2	15	1	0	1	0	0	-	0/1	3/4	26:54	
6. 10/18	vs BUF	[L]	14	6	7	1	3/10	247	51	4.8	115	21	5.5	132	4-18	150	26/	16/	2	5-45.0	3-35	2-0	10	1	0	1	0	0	1/1	-	1/1	24:26	
7. 10/28	at BAL	[L]	19	4	12	3	3/10	365	55	6.6	81	15	5.4	284	3-22	306	37/	25/	0	3-43.3	10-70	1-1	17	2	0	2	0	0	2/2	-	1/1	26:16	
8. 11/ 4	at TEN	[L]	20	5	13	2	3/9	309	54	5.7	70	17	4.1	239	5-22	261	32/	21/	1	5-44.2	3-14	2-0	24	3	2	2	0	0	3/3	-	1/1	22:12	
9. 11/11	vs CIN	[W]	21	9	10	2	3/11	261	60	4.4	97	25	3.9	164	3-25	189	32/	20/	0	8-44.9	6-32	1-0	30	4	2	2	0	1	4/4	-	0/0	28:08	
10. 11/18	at PIT	[L]	14	1	10	3	3/11	234	52	4.5	48	16	3.0	186	5-39	225	31/	17/	0	7-46.6	7-35	4-3	7	1	0	0	1	0	1/1	-	0/1	25:09	
11. 11/25	vs BAL	[L]	19	4	14	1	4/12	305	61	5.0	75	19	3.9	230	4-29	259	38/	23/	0	7-40.4	9-58	1-0	21	3	2	1	0	0	3/3	-	0/1	26:26	
12. 12/ 3	vs GB	[L]	20	2	16	2	5/15	348	73	4.8	62	23	2.7	286	5-25	311	45/	26/	2	6-40.8	13-111	2-2	21	2	0	1	1	0	1/1	1/1	2/3	30:53	
13. 12/ 9	at CIN	[W]	17	2	14	1	8/16	255	65	3.9	62	25	2.5	193	8-49	242	32/	23/	1	7-39.6	7-40	1-0	14	2	0	2	0	0	2/2	-	0/1	31:06	
14. 12/16	at CLE	[W]	19	8	10	1	8/18	282	76	3.7	128	33	3.9	154	8-48	202	35/	20/	2	3-44.3	9-85	2-1	15	1	0	1	0	0	0/1	-	3/3	37:13	
15. 12/23	at MIN	[W]	23	12	11	0	9/14	423	62	6.8	214	37	5.8	209	1-8	217	24/	17/	0	1-53.0	3-34	0-0	33	3	2	1	0	0	3/3	-	4/4	34:08	
16. 12/30	vs KC	[L]	22	9	12	1	3/11	431	67	6.4	182	26	7.0	249	4-34	283	37/	22/	1	4-42.8	5-44	2-2	26	3	2	1	0	1	3/3	-	1/2	27:20	
17. 1/ 6	at CHI	[L]	17	5	11	1	4/11	237	56	4.2	91	16	5.7	146	4-43	189	36/	19/	3	5-35.0	3-14	0-0	13	2	0	2	0	0	1/2	-	0/1	24:47	
Totals			6-10	289	85	181	23	70/198	4840	969	5.0	1600	372	4.3	3740	63-430	3670	534/	321/	14	82-43.6	97-710	29-13	294	34	11	20	3	2	30/32	1/2	187/28	28:01

JACKSONVILLE JAGUARS 2001 DEFENSE GAME-BY-GAME

Wk. Date	Opp.	FIRST DOWNS			TOT. OFFENSE Yards	RUSHING			PASSING			PUNTS			PEN. Yards	FUM. Lost	Tot. Pts.	Tot. TD	FGs	T.O.P.													
		Tot. Run	Pass	Pen		Yards	Att.	Avg.	Yards	Att.	Comp.	Int.	Avg.	Yards							Att.	Comp.	Int.										
1. 9/ 9	vs PIT	[W]	15	5	9	1	6/16	281	68	4.1	120	28	4.3	161	3-20	181	37/	21/	2	5-35.4	4-29	5-2	3	0	0	0	0	0	0/0	-	1/1	31:10	
2. 9/23	vs TEN	[W]	13	5	7	1	1/14	264	62	4.3	87	22	4.0	177	4-38	215	36/	21/	0	6-47.0	6-65	0-0	6	0	0	0	0	0	0/0	-	2/3	29:47	
3. 9/30	vs CLE	[L]	19	6	13	0	9/16	321	73	4.4	95	36	2.6	226	3-23	249	34/	24/	1	5-38.4	5-47	2-2	23	2	1	0	1	0	2/2	-	3/3	35:40	
4. 10/ 7	at SEA	[L]	21	9	11	1	4/12	395	61	6.5	185	36	5.1	210	2-9	219	23/	15/	1	6-39.2	7-60	1-1	24	3	2	1	0	0	3/3	-	1/2	33:06	
6. 10/18	vs BUF	[L]	19	5	12	2	6/14	317	67	4.7	98	35	2.8	219	2-19	238	30/	23/	0	4-37.0	5-31	0-0	13	1	0	1	0	0	1/1	-	2/4	35:34	
7. 10/28	at BAL	[L]	23	7	15	1	6/13	305	68	4.5	114	32	3.6	191	5-31	222	31/	23/	1	5-32.4	4-34	2-0	18	2	1	1	0	0	0/0	0/2	2/2	33:44	
8. 11/ 4	at TEN	[L]	27	10	16	1	9/15	362	71	5.1	146	33	4.4	216	4-25	241	34/	27/	0	4-57.5	8-48	0-0	28	4	2	2	0	0	4/4	-	0/2	37:48	
9. 11/11	vs CIN	[W]	18	2	16	0	9/19	352	75	4.7	73	23	3.2	279	4-24	303	48/	28/	1	7-46.7	10-107	3-0	13	1	1	1	0	0	1/1	-	2/2	31:52	
10. 11/18	at PIT	[L]	20	7	13	0	6/15	402	69	5.8	145	34	4.3	257	2-9	266	33/	21/	0	8-45.9	9-65	0-0	20	2	1	1	0	0	2/2	-	2/2	34:51	
11. 11/25	vs BAL	[L]	24	6	17	1	8/15	361	74	4.9	115	42	2.7	246	2-13	259	30/	21/	1	5-37.4	6-39	4-1	24	3	2	1	0	0	3/3	-	1/2	33:34	
12. 12/ 3	vs GB	[L]	20	3	13	4	3/13	389	64	6.1	37	21	1.8	352	1-10	362	42/	24/	0	7-46.9	9-81	2-1	28	4	1	3	0	0	4/4	-	0/2	29:07	
13. 12/ 9	at CIN	[W]	12	3	9	0	3/13	200	58	3.4	60	27	2.2	140	1-7	147	30/	16/	1	6-35.5	7-54	0-0	10	1	0	0	0	1/1	-	1/1	28:54		
14. 12/16	at CLE	[W]	11	3	8	0	3/11	220	48	4.6	47	15	3.1	173	3-11	184	30/	21/	1	3-27.3	5-72	2-1	10	1	0	0	0	1/1	-	1/1	22:47		
15. 12/23	at MIN	[W]	16	3	11	2	4/14	214	60	3.6	28	14	2.0	186	4-32	218	42/	24/	1	6-35.0	3-33	2-1	3	0	0	0	0	0/0	-	1/1	25:52		
16. 12/30	vs KC	[L]	23	5	15	3	4/11	365	68	5.4	92	31	3.0	273	2-21	294	35/	26/	2	3-40.3	5-55	4-2	30	3	1	2	0	0	3/3	-	3/3	32:40	
17. 1/ 6	at CHI	[L]	19	10	8	1	6/16	322	70	4.6	169	40	4.2	153	1-6	159	29/	19/	0	3-32.7	3-14	1-1	33	3	2	1	0	0	3/3	-	4/4	35:13	
Totals			6-10	300	89	193	18	87/227	5070	1056	4.8	1611	469	3.4	3459	43-298	757	544/	354/	12	83-40.5	96-834	28-12	286	30	15	13	2	0	28/28	0/2	167/35	31:59

JACKSONVILLE JAGUARS 2000 OFFENSE GAME-BY-GAME

Wk.	Date	Opp.	FIRST DOWNS			RUSHING			PASSING			PUNTS			FUM.			Tot.															
			3 rd	2 nd	1 st	Yds	Att	Avg	Yds	Att	Comp/Int	Yds	Net	Scks	Gross	Att/Comp/Int	Yds		Pen	Lost	Pts	TD											
1.	9/3	at CLE [W]	22	3	19	0	10/16	398	78	5.1	119	40	3.0	279	42/2	301	34/	24/	0	3-39.0	1-5	1-0	27	3	2	1	0	0	3/3	-	2/2	37:10	
2.	9/10	at BAL [L]	28	3	15	4	5/14	421	75	5.6	46	21	2.2	375	41/1	386	50/	28/	2	3-38.0	10-60	4-2	36	3	0	3	0	0	3/3	-	5/5	31:23	
3.	9/17	vs CIN [W]	15	4	9	2	4/16	241	65	3.7	84	29	2.9	157	4/19	176	32/	20/	1	7-42.3	7-76	0-0	13	1	0	1	0	0	1/1	-	2/3	31:29	
4.	9/25	at IND [L]	18	5	12	1	5/14	286	65	4.4	97	24	4.0	189	5/40	229	36/	21/	2	9-43.2	4-40	1-0	14	2	0	2	0	0	2/2	-	0/0	27:38	
5.	10/1	vs PIT [L]	17	1	16	0	5/14	206	68	3.0	26	16	1.6	189	5/40	225	45/	23/	1	4-50.0	10-75	1-1	13	1	0	1	0	0	1/1	-	2/2	24:50	
6.	10/8	vs BAL [L]	22	5	16	1	8/15	348	73	4.8	95	27	3.5	253	3-7	260	43/	29/	3	5-38.0	6-34	8-3	10	1	1	0	0	0	1/1	-	1/2	31:48	
7.	10/16	at TEN [L]	13	4	7	2	4/14	304	58	5.2	143	26	5.5	161	5-35	196	27/	18/	0	5-44.6	5-40	2-2	13	1	1	0	0	0	1/1	-	2/2	26:53	
8.	10/22	vs WAS [L]	21	7	13	1	8/17	385	74	5.2	146	26	5.6	239	6-32	271	42/	21/	2	5-48.0	5-42	3-2	16	1	0	1	0	0	1/1	-	3/3	32:18	
9.	10/29	at DAL [W]	18	8	9	1	7/15	392	62	6.3	161	38	4.2	231	0-0	231	24/	20/	0	5-43.6	8-50	0-0	23	3	0	3	0	0	2/2	-	1/2	33:36	
10.	11/12	vs SEA [L]	24	8	15	1	6/12	437	64	6.8	122	26	4.7	315	5-25	340	33/	24/	0	4-42.5	7-55	2-1	21	3	2	1	0	0	3/3	-	0/0	30:48	
11.	11/19	at PIT [W]	20	11	9	0	6/14	417	70	6.0	240	36	6.7	177	3-13	190	31/	17/	1	5-42.8	8-55	1-1	34	4	3	1	0	0	4/4	-	2/2	34:20	
12.	11/26	vs TEN [W]	16	5	11	0	6/14	334	56	6.0	111	28	4.0	223	3-14	237	25/	15/	2	3-53.7	4-25	0-0	16	1	0	1	0	0	1/1	-	3/3	29:19	
13.	12/10	vs ARZ [W]	28	15	11	2	10/18	449	82	5.5	244	47	5.2	205	2-13	218	33/	16/	0	5-39.2	9-59	0-0	48	6	5	2	3	0	0	6/6	-	2/2	37:11
14.	12/10	vs ARZ [W]	25	14	10	1	5/12	469	66	7.1	214	45	4.8	255	0-0	255	21/	15/	0	1-55.0	2-15	0-0	44	5	2	3	0	0	5/5	-	3/3	34:56	
15.	12/17	at CIN [L]	17	8	9	0	6/15	276	63	4.4	114	34	3.4	162	1-8	170	28/	19/	0	8-28.9	6-47	3-1	14	2	1	1	0	0	2/2	-	0/1	37:15	
16.	12/23	at NYG [L]	14	2	12	0	5/14	327	61	5.4	70	18	3.9	257	2-5	262	41/	23/	1	7-42.4	3-25	1-1	25	3	1	2	0	0	2/2	-	1/1	25:39	
Totals	7-9		318	109	193	16	100/235	5690	1080	5.3	2032	481	4.2	3658	54-289	3947	545/	333/	15	79-41.9	95-703	27-14	367	40	18	22	0	0	38/38	1/1	29/33	31:32	

JACKSONVILLE JAGUARS 2000 DEFENSE GAME-BY-GAME

Wk.	Date	Opp.	FIRST DOWNS			RUSHING			PASSING			PUNTS			FUM.			Tot.														
			3 rd	2 nd	1 st	Yds	Att	Avg	Yds	Att	Comp/Int	Yds	Net	Scks	Gross	Att/Comp/Int	Yds		Pen	Lost	Pts	TD										
1.	9/3	at CLE [W]	9	2	7	0	3/10	249	44	5.7	96	16	6.0	153	1-7	160	27/	19/	0	5-50.8	3-25	1-1	7	1	0	1	0	0	1/1	-	0/0	22:50
2.	9/10	at BAL [L]	17	4	11	2	3/13	331	61	5.4	89	18	4.9	242	3-20	262	40/	23/	2	7-41.1	8-65	1-0	39	5	0	5	0	0	4/4	1/1	1/1	28:37
3.	9/17	vs CIN [W]	14	4	7	3	4/17	233	69	3.4	71	23	3.1	162	5-21	183	41/	18/	2	7-42.0	6-44	3-2	0	0	0	0	0	0	0/0	-	0/2	28:31
4.	9/25	at IND [L]	21	4	16	1	5/12	533	64	8.3	93	28	3.3	440	0-0	440	36/	23/	0	5-47.4	11-90	1-1	43	5	1	4	0	1	5/5	-	2/2	32:22
5.	10/1	vs PIT [L]	22	13	5	4	4/11	332	62	5.4	209	44	4.8	123	2-9	132	16/	10/	1	3-34.0	7-55	2-2	24	3	3	0	0	0	3/3	-	1/1	35:10
6.	10/8	vs BAL [L]	10	1	9	0	3/17	194	66	2.9	56	25	2.2	138	2-16	154	39/	17/	0	9-41.9	5-25	1-1	15	0	0	0	0	0	0/0	-	5/5	28:12
7.	10/16	at TEN [L]	18	8	10	0	6/12	409	59	6.9	175	38	4.6	234	0-0	234	21/	13/	0	3-49.3	10-89	1-1	27	3	1	2	0	0	3/3	-	2/3	33:07
8.	10/22	vs WAS [L]	18	9	8	1	2/9	399	54	7.4	130	30	4.3	269	0-0	269	24/	16/	1	6-45.0	6-59	1-1	35	5	2	3	0	0	5/5	-	0/0	27:42
9.	10/29	at DAL [W]	22	9	11	2	5/9	325	59	5.5	118	32	3.7	207	2-13	220	25/	17/	1	3-40.7	7-54	3-0	28	4	1	1	0	0	2/2	-	1/1	30:08
10.	11/12	vs SEA [L]	22	6	12	4	8/15	326	66	4.9	96	32	3.0	230	1-1	231	33/	22/	0	6-44.8	5-50	3-0	28	4	1	3	0	0	4/4	-	0/0	29:12
11.	11/19	at PIT [W]	15	7	7	1	5/12	302	56	5.4	147	24	6.1	155	5-33	188	27/	13/	2	4-46.0	4-30	3-3	24	3	2	1	0	0	1/1	1/2	1/2	25:40
12.	11/26	vs TEN [W]	17	6	10	1	6/14	334	57	5.9	117	31	3.8	217	2-11	228	24/	13/	0	5-38.2	4-40	1-0	13	1	1	0	0	0	1/1	-	2/3	30:41
13.	12/3	vs CLE [W]	2	1	0	1	0/12	53	42	1.3	62	18	3.4	-9	6-42	33	18/	7/	0	12-43.1	9-85	2-1	0	0	0	0	0	0	0/0	-	0/0	22:49
14.	12/10	vs ARZ [W]	11	2	9	0	6/13	189	49	3.9	40	19	2.1	149	4-32	181	26/	15/	1	5-47.8	4-53	0-0	10	1	0	0	0	0	1/1	-	1/2	25:04
15.	12/17	at CIN [L]	15	6	7	2	5/10	263	53	5.0	106	27	3.9	157	4-14	171	22/	10/	1	5-36.2	6-40	3-3	17	2	1	0	1	0	2/2	-	1/1	22:45
16.	12/23	at NYG [L]	19	3	15	1	9/17	373	73	5.1	80	31	2.6	293	3-28	321	39/	22/	1	5-29.8	1-10	0-0	28	4	1	2	1	0	4/4	-	0/1	34:21
Totals	7-9		252	85	144	23	74/203	4845	934	5.2	1685	436	3.9	3160	40-247	3407	458/	258/	12	90-42.5	96-814	26-18	377	39	14	23	2	1	36/36	2/3	17/24	28:28

JACKSONVILLE JAGUARS 1999 OFFENSE GAME-BY-GAME

Wk.	Date	Opp.	FIRST DOWNS			TOT. OFFENSE			RUSHING			PASSING			PUNTS			FUM.			Tot. TD	FGs	T.O.P.										
			Run	Pass	Pen	Yds	Plays	Avg.	Yards	Att.	Comps.	Int.	Avg.	Yards	Pen.	Lost	Pts.	TD	Rn	Ps				Rt	Sfty	PAT	2Pt						
1.	9/12	vs SF [W]	18	7	11	0	2/13	344	67	5.1	97	34	2.9	247	2-18	265	31/	22/	0	5-43.4	6-57	0-0	41	4	1	1	2	0	0	3/3	1/1	4/4	35:02
2.	9/19	at CAR [W]	27	12	14	1	7/16	414	80	5.2	214	46	4.7	200	2-14	214	32/	20/	0	3-47.7	5-35	1-1	22	2	2	0	0	0	0	1/1	0/1	3/4	38:09
3.	9/26	vs TEN [L]	22	7	14	1	6/16	369	75	4.9	137	33	4.2	232	0	232	42/	22/	3	5-45.8	9-79	2-1	19	2	0	1	1	1	2/2	-	1/1	32:06	
4.	10/ 3	at PIT [W]	13	6	5	2	3/15	204	61	3.3	134	35	3.5	80	1-5	85	25/	10/	1	8-41.5	5-32	0-0	17	1	0	1	0	2	1/1	-	2/2	28:47	
5.	10/11	at NYJ [W]	16	11	5	0	7/17	322	71	4.5	125	34	3.7	197	2-18	215	35/	21/	0	7-45.9	7-67	2-1	16	1	1	0	0	0	1/1	-	3/3	32:33	
6.	10/17	vs CLE [W]	21	4	16	1	7/14	325	66	4.9	103	33	3.1	222	0-0	222	33/	24/	0	4-44.0	7-55	0-0	24	2	1	1	0	0	0	1/1	1/1	3/3	32:24
8.	10/31	at CIN [W]	23	10	13	0	6/11	377	64	5.9	183	34	5.4	194	2-20	214	28/	17/	0	2-44.5	2-16	0-0	41	5	3	2	0	0	5/5	-	2/2	30:01	
10.	11/14	vs BAL [W]	9	1	6	2	6/19	132	61	2.2	47	26	1.8	85	6-33	118	29/	20/	0	4-41.8	5-40	1-0	30	3	0	0	0	0	0/0	-	3/4	34:24	
11.	11/28	at BAL [W]	20	3	20	1	9/18	388	75	5.2	60	25	2.4	328	3-10	338	47/	27/	2	6-43.2	8-41	1-1	30	4	1	2	1	0	2/2	0/0	2/3	32:51	
13.	12/ 2	vs PIT [W]	24	7	15	2	7/15	466	73	6.4	168	34	4.9	298	2-10	308	37/	25/	0	5-29.6	9-98	3-1	20	2	1	1	0	0	2/2	-	2/2	36:06	
14.	12/13	vs DEN [W]	18	9	6	3	4/13	265	60	4.4	161	32	5.0	104	3-11	115	25/	11/	0	7-41.1	3-20	4-0	27	3	3	0	0	0	3/3	-	2/2	27:35	
15.	12/19	at CLE [W]	20	7	13	0	6/14	442	67	6.6	181	33	5.5	261	1-6	267	33/	21/	1	3-43.0	4-57	1-1	24	3	2	1	0	0	3/3	-	1/3	31:44	
16.	12/26	at TEN [L]	16	5	8	3	1/ 9	237	55	4.3	65	18	3.6	172	4-24	196	33/	12/	3	6-38.5	4-29	1-0	14	2	1	0	1	0	2/2	-	0/0	21:30	
17.	1/ 2	vs CIN [W]	30	10	19	1	8/14	440	77	5.7	135	36	3.8	305	2-12	317	39/	28/	0	2-48.0	8-49	-1-1	24	3	2	1	0	0	3/3	-	1/3	37:37	
Totals	14-2	331	116	194	21	92/230	5586	1085	5.1	2091	514	4.1	3495	36-221	3716	535/	320/	11	79-41.8	90-755	18-7	396	42	20	16	6	3	37/37	4/5	31/38	31:57		
Div.	1/15	vs MIA [W]	21	10	10	1	8/16	520	68	7.6	257	46	5.6	263	2-14	277	20/	12/	1	5-39.0	7-51	1-1	62	8	3	4	1	0	8/8	-	2/3	35:23	
AFC	1/23	vs TEN [L]	20	5	13	2	3/10	360	64	5.6	144	23	6.3	216	3-10	226	38/	19/	2	3-45.3	9-100	5-4	14	2	1	1	0	0	2/2	-	0/0	28:24	

JACKSONVILLE JAGUARS 1999 DEFENSE GAME-BY-GAME

Wk.	Date	Opp.	FIRST DOWNS			TOT. OFFENSE			RUSHING			PASSING			PUNTS			FUM.			Tot. TD	FGs	T.O.P.									
			Run	Pass	Pen	Yds	Plays	Avg.	Yards	Att.	Comps.	Int.	Avg.	Yards	Pen.	Lost	Pts.	TD	Rn	Ps				Rt	Sfty	PAT	2Pt					
1.	9/12	vs SF [W]	11	3	6	2	1/14	203	59	3.4	94	20	4.7	109	4-32	141	35/	14/	3	8-46.5	2-10	3-2	3	0	0	0	0	0	0/0	-	1/1	24:38
2.	9/19	at CAR [W]	16	5	11	0	2/ 9	283	48	5.9	87	18	4.8	196	4-20	216	26/	16/	1	5-45.0	5-37	0-0	20	3	0	3	0	0	2/2	0/1	0/0	21:51
3.	9/26	vs TEN [L]	15	2	12	1	4/13	242	60	4.0	51	26	2.0	191	2-13	204	32/	17/	1	6-37.0	9-82	2-1	20	2	0	2	0	0	2/2	-	2/2	27:54
4.	10/ 3	at PIT [W]	14	5	8	1	5/16	216	67	3.2	117	31	3.8	99	4-27	126	32/	15/	1	6-44.3	7-65	4-1	3	0	0	0	0	0	0/0	-	1/1	31:13
5.	10/11	at NYJ [W]	13	6	7	0	3/16	230	66	3.5	89	24	3.7	141	4-23	164	38/	19/	2	7-45.1	2-15	1-0	6	0	0	0	0	0	0/0	-	2/2	27:27
6.	10/17	vs CLE [W]	16	4	10	2	7/14	243	55	4.4	113	28	4.0	130	4-31	161	23/	18/	0	7-35.4	6-55	2-1	7	1	0	1	0	0	1/1	-	0/0	27:36
8.	10/31	at CIN [W]	14	4	10	0	8/16	300	63	4.8	93	23	4.0	207	4-21	228	36/	20/	2	4-39.5	4-24	1-1	10	1	0	1	0	0	1/1	-	1/1	29:59
9.	11/ 7	at ATL [W]	10	1	9	0	4/13	182	50	3.6	42	11	3.8	140	9-63	203	30/	17/	3	6-36.8	5-34	2-1	7	1	0	1	0	0	1/1	-	0/0	25:36
10.	11/14	vs BAL [W]	13	4	8	1	2/14	242	61	4.0	88	24	3.7	154	4-22	176	33/	17/	0	9-37.9	6-29	3-1	3	0	0	0	0	0	0/0	-	1/1	27:09
11.	11/21	vs NO [W]	21	8	12	1	6/12	339	58	5.8	106	29	3.7	233	2-18	251	27/	18/	1	4-43.0	8-42	2-0	23	3	3	0	0	0	2/2	0/1	1/2	32:08
12.	11/28	at BAL [W]	14	3	11	0	3/12	280	59	4.7	81	22	3.7	199	3-15	214	34/	17/	1	5-37.8	6-39	4-2	23	2	0	2	0	0	2/2	-	3/3	27:25
13.	12/ 2	vs PIT [W]	15	3	10	2	1/11	235	57	4.1	63	15	4.2	172	3-22	194	39/	19/	0	6-52.7	9-76	2-0	6	0	0	0	0	0	0/0	-	2/2	23:54
14.	12/13	vs DEN [W]	18	4	13	1	7/14	358	61	5.9	90	27	3.3	268	1-7	275	33/	21/	2	6-41.5	9-83	4-0	24	3	1	2	0	0	3/3	-	1/1	32:25
15.	12/19	at CLE [W]	19	5	12	2	7/16	269	67	4.0	72	20	3.6	197	6-44	241	41/	24/	0	8-42.5	5-40	1-1	14	2	1	1	0	0	2/2	-	0/0	28:16
16.	12/26	at TEN [L]	26	9	15	2	11/18	476	76	6.3	148	37	4.0	328	0-0	328	39/	26/	0	4-40.0	4-33	0-0	41	5	0	5	0	0	5/5	-	2/2	38:30
17.	1/ 2	vs CIN [W]	13	6	5	2	1/ 7	236	44	5.4	110	18	6.1	126	3-15	141	23/	13/	2	5-36.2	6-64	0-0	7	1	1	0	0	0	1/1	-	0/0	22:23
Totals	14-2	248	72	159	17	72/215	4334	951	4.6	1444	373	3.9	2890	57-373	3263	521/	291/	19	96-41.4	93-728	31-11	217	24	6	18	0	0	22/22	0/2	17/18	28:03	
Div.	1/15	vs MIA [W]	10	0	6	4	2/13	131	64	2.0	21	18	1.2	110	5-31	141	41/	16/	2	9-39.6	9-88	6-5	7	1	0	1	0	0	1/1	-	0/0	24:37
AFC	1/23	vs TEN [L]	17	8	7	2	3/10	289	58	5.0	177	34	5.2	112	1-0	112	23/	14/	1	5-39.8	5-39	5-3	33	4	2	1	1	0	4/4	-	1/1	31:36

JACKSONVILLE JAGUARS 1998 OFFENSE GAME-BY-GAME

Wk. Date	Opp.	FIRST DOWNS			TOT. OFFENSE			RUSHING			PASSING			Gross Att/Comp/Int.	PUNTS	PEN. Yards	FUM. Lost	Tot. TD	2Pt	FGS	T.O.P.								
		Run	Pass	Pen	Yards	Plays	Avg.	Yards	Att.	Net	Sacks	Avg.	Yards									Comp.	Int.						
1. 9/ 6 at CHI [W]		21	10	11	0	7/14	367	69	5.3	160	33	4.8	207	1-0	207	35/ 22/ 2	5-43.0	3- 26	4-1	24	3	3/3	-	1/1	29:50				
2. 9/13 vs KC [W]		19	9	7	3	6/12	256	58	4.5	145	38	4.0	111	2-15	126	18/ 11/ 0	4-36.8	6- 44	0-0	21	3	3/3	-	0/2	29:44				
3. 9/20 vs BAL [W]		21	4	16	1	4/14	519	69	7.5	154	32	4.8	365	3-11	376	34/ 25/ 0	8-38.0	0- 0	1-1	24	3	3/3	-	1/2	33:51				
4. 9/27 at TEN [W]		19	6	10	3	8/15	297	67	4.4	148	37	4.0	149	2- 6	155	28/ 17/ 2	3-51.3	10- 72	1-1	27	3	3/3	-	2/2	32:54				
6. 10/12 vs MIA [W]		12	5	6	1	2/10	385	43	9.0	186	23	8.1	199	2-14	213	18/ 12/ 1	7-44.7	8- 86	1-0	28	4	4/4	-	0/1	20:54				
7. 10/18 at BUF [L]		16	7	9	0	7/16	238	65	3.7	134	34	3.9	104	3-15	119	28/ 16/ 0	5-52.4	8- 58	1-0	16	1	1/1	-	3/3	34:02				
8. 10/25 at DEN [L]		24	5	18	1	5/14	348	69	5.0	66	16	4.1	282	7-71	333	46/ 28/ 0	4-39.5	9- 56	2-1	24	3	3/3	-	1/2	26:13				
9. 11/ 1 at BAL [W]		20	8	10	2	5/10	364	56	6.5	111	32	3.5	253	2- 5	258	22/ 15/ 1	3-45.0	10- 73	0-0	45	6	6/6	-	1/1	28:04				
10. 11/ 8 vs CIN [W]		14	9	5	0	4/13	272	55	4.9	137	32	4.2	135	2-11	146	21/ 9/ 0	5-46.2	9- 58	1-1	24	3	3/3	-	1/1	24:10				
11. 11/15 vs TB [W]		18	8	10	0	7/16	374	68	5.5	144	28	5.1	230	3-18	248	37/ 22/ 0	6-50.3	8- 58	1-0	29	3	2/2	0/1	3/3	31:11				
12. 11/22 at PIT [L]		17	6	10	1	9/16	301	69	4.4	97	26	3.7	204	1- 8	212	42/ 18/ 3	6-49.8	5- 30	1-1	15	2	1/1	1/1	0/0	25:16				
13. 11/29 at CIN [W]		16	1	14	1	7/17	322	65	5.0	79	29	2.7	243	1- 1	244	35/ 19/ 0	6-45.5	7- 51	0-0	34	4	4/4	-	2/2	29:25				
14. 12/ 6 vs DET [W]		24	12	8	4	8/13	426	68	6.3	205	43	4.8	221	1- 7	228	24/ 15/ 0	2-40.5	7- 45	0-0	37	4	4/4	-	3/3	35:39				
15. 12/13 vs TEN [L]		15	4	9	2	4/12	241	54	4.5	69	23	3.0	172	2- 6	178	29/ 18/ 1	6-50.7	9- 65	1-0	13	1	1/1	-	2/2	29:51				
16. 12/20 at MIN [L]		15	9	3	3	3/13	207	59	3.5	138	28	4.9	69	4-19	88	27/ 12/ 2	8-43.6	7- 56	3-2	10	1	1/1	-	1/1	26:28				
17. 12/28 vs PIT [W]		16	8	7	1	8/15	297	55	5.4	129	33	3.9	168	3-24	192	19/ 10/ 0	7-42.4	7- 60	1-0	21	3	3/3	-	0/0	26:13				
Totals	11-5	287	111	153	23	94/220	5214	989	5.3	2102	487	4.3	3112	39-231	3343	463/ 269/ 12	85-45.0	121-898	18- 8	392	47	19	24	4	0	45/45	1/2	21/26	28:59
WC	1/ 3 vs NE [W]	17	6	9	2	7/18	308	73	4.2	160	37	4.3	148	2-13	161	34/ 14/ 0	6-44.8	4- 35	2-0	25	2	1	1	0	0	1/1	0/1	4/4	32:00
DIV	1/10 at NYJ [L]	14	5	8	1	4/12	251	53	4.7	95	22	4.3	156	0- 0	156	31/ 12/ 3	3-37.0	3- 25	1-1	24	3	0	3	0	0	3/3	-	1/1	20:44

JACKSONVILLE JAGUARS 1998 DEFENSE GAME-BY-GAME

Wk. Date	Opp.	FIRST DOWNS			TOT. OFFENSE			RUSHING			PASSING			Gross Att/Comp/Int.	PUNTS	PEN. Yards	FUM. Lost	Tot. TD	2Pt	FGS	T.O.P.								
		Run	Pass	Pen	Yards	Plays	Avg.	Yards	Att.	Net	Sacks	Avg.	Yards									Comp.	Int.						
1. 9/ 6 at CHI [W]		16	9	6	1	5/13	321	61	5.3	132	34	3.9	189	0- 0	189	27/ 16/ 0	4-43.5	4- 26	2-2	23	2	2	2	2	2/2	-	3/4	30:10	
2. 9/13 vs KC [W]		23	7	14	2	3/11	364	64	5.7	111	25	4.4	253	2-10	263	37/ 23/ 0	4-43.3	5- 54	3-2	16	1	1	0	0	0	1/1	-	3/3	30:16
3. 9/20 vs BAL [W]		11	3	8	0	2/15	313	61	5.1	81	25	3.2	232	2-16	248	34/ 17/ 1	10-49.1	7- 54	0-0	10	1	0	1	0	0	1/1	-	1/1	26:09
4. 9/27 at TEN [W]		15	4	9	2	5/13	219	57	3.8	40	20	2.0	179	4-29	208	33/ 17/ 2	3-50.3	9- 73	3-1	22	2	0	2	0	0	1/1	0/1	3/3	27:06
6. 10/12 vs MIA [W]		25	7	16	2	6/14	374	79	4.7	67	28	2.4	307	2-16	323	49/ 30/ 1	6-41.7	11- 89	1-1	21	3	1	2	0	0	3/3	-	0/1	39:06
7. 10/18 at BUF [L]		22	7	12	3	8/15	337	63	5.3	110	23	4.8	227	1- 1	228	39/ 18/ 0	5-39.2	6- 53	1-1	17	2	1	1	0	0	2/2	-	1/1	25:58
8. 10/25 at DEN [L]		24	10	12	2	6/14	465	71	6.5	170	36	4.7	295	0- 0	295	35/ 21/ 0	3-41.7	8- 54	0-0	37	4	3	1	0	0	4/4	-	3/3	33:47
9. 11/ 1 at BAL [W]		22	6	14	2	5/10	357	59	6.1	126	23	5.5	231	2-12	243	34/ 27/ 1	4-32.5	9- 70	5-4	19	3	0	3	0	0	1/1	0/2	0/0	31:56
10. 11/ 8 vs CIN [W]		19	5	12	2	4/16	318	71	4.5	118	27	4.4	200	4-35	235	40/ 24/ 1	6-41.2	4- 40	4-1	11	1	0	1	0	0	0/0	1/1	1/1	35:50
11. 11/15 vs TB [W]		13	8	5	0	4/13	343	59	5.8	157	33	4.8	186	2- 8	194	24/ 10/ 2	6-45.8	7- 52	1-1	24	3	0	3	0	0	3/3	-	1/1	28:49
12. 11/22 at PIT [L]		18	5	13	0	9/18	329	70	4.7	121	34	3.6	208	3- 6	208	36/ 25/ 0	7-36.9	3- 25	0-0	30	3	0	1	2	0	3/3	-	3/3	34:44
13. 11/29 at CIN [W]		20	6	12	2	5/15	355	68	5.2	131	24	5.5	224	1-10	234	43/ 24/ 2	4-49.8	3- 27	3-2	17	2	1	1	0	0	2/2	-	1/2	30:35
14. 12/ 6 vs DET [W]		16	3	12	1	6/15	332	60	5.5	120	22	5.5	212	5-38	250	33/ 14/ 0	3-39.3	9- 76	0-0	22	2	0	2	0	0	1/1	0/1	3/4	24:21
15. 12/13 vs TEN [L]		20	7	13	0	6/15	354	68	5.2	131	27	4.9	223	2- 9	232	39/ 22/ 1	4-48.3	9- 73	1-1	16	1	0	1	0	0	1/1	-	3/3	30:09
16. 12/20 at MIN [L]		25	11	12	2	4/12	417	71	5.9	180	33	5.5	237	1- 7	244	37/ 20/ 0	4-48.3	8-108	0-0	50	6	1	4	1	0	5/5	0/1	3/3	33:32
17. 12/28 vs PIT [W]		20	10	8	2	3/13	361	75	4.8	205	36	5.7	156	2-18	174	37/ 17/ 2	4-41.0	7- 79	1-1	3	0	0	0	0	0	0/0	-	1/2	33:47
Totals	11-5	309	108	178	23	81/222	5559	1057	5.3	2000	450	4.4	3559	30-209	3768	577/ 325/ 13	78-43.5	109-953	25-17	338	36	9	23	4	0	30/30	1/6	30/35	31:01
WC	1/ 3 vs NE [W]	14	3	11	0	5/15	206	65	3.2	35	19	1.8	171	2-19	190	44/ 21/ 1	8-47.3	6- 50	4-2	10	1	1	0	0	0	1/1	-	1/1	28:00
DIV	1/10 at NYJ [L]	29	11	17	1	10/14	429	77	5.6	151	39	3.9	278	2- 6	284	36/ 24/ 1	2-34.5	5- 38	2-2	34	4	3	1	0	0	4/4	-	2/2	39:16

JACKSONVILLE JAGUARS 1997 OFFENSE GAME-BY-GAME

Wk.	Date	Opp.	FIRST DOWNS			3 RD DOWN			TOT. OFFENSE			RUSHING			PASSING			PUNTS			FUM.			Tot.									
			Tot.	Run	Pass	Pen	Down	Yards	Plays	Avg.	Yards	Plays	Avg.	Net	Sacks	Gross	Att/Comp	Int.	Avg.	Yards	Lost	Pts.	TD	Rn	Pt	Fs	Rt	Sfty	PAT	2Pt	FGs	T.O.P.	
1.	8/31	at BAL	[W]	19	6	13	0	7/14	411	63	6.5	108	31	3.5	303	3-14	317	29/	23/	0	5-45.2	11-64	1-1	28	4	2	2	0	0	4/4	-	0/1	31:59
2.	9/7	vs NYG	[W]	22	7	12	3	6/17	375	75	5.0	123	39	3.2	252	1-0	252	35/	23/	0	6-51.5	9-71	1-1	40	4	4	1	0	0	4/4	-	4/4	39:39
4.	9/22	vs PIT	[W]	23	5	16	2	9/17	343	72	4.8	40	26	1.5	303	3-25	328	43/	25/	0	1-38.0	4-31	0-0	30	3	1	1	1	0	3/3	-	3/5	33:55
5.	9/28	at WAS	[L]	11	3	8	0	3/13	204	56	3.6	70	22	3.2	134	3-19	153	31/	16/	2	3-46.0	7-68	0-0	12	0	0	0	0	0	0/0	-	4/4	24:52
6.	10/5	vs CIN	[W]	21	8	10	3	6/12	308	63	4.9	160	33	4.8	148	3-16	164	27/	14/	0	5-30.6	5-40	1-0	21	3	0	3	0	0	3/3	-	0/1	30:37
7.	10/12	vs PHI	[W]	21	12	8	1	2/7	306	48	6.4	149	24	6.2	157	4-6	163	20/	15/	0	4-48.5	7-35	2-1	38	5	5	0	0	0	5/5	-	1/1	23:30
8.	10/19	at DAL	[L]	15	3	11	1	5/11	271	51	5.3	42	18	2.3	229	2-13	242	31/	21/	1	5-33.8	10-98	0-0	22	3	0	3	0	0	2/2	1/1	0/0	26:36
9.	10/26	at PIT	[L]	16	3	11	2	4/14	267	58	4.6	73	23	3.2	194	4-20	214	31/	15/	1	7-36.1	11-69	3-0	17	2	0	2	0	0	2/2	-	1/1	24:20
10.	11/2	at TEN	[W]	17	7	9	1	6/16	290	65	4.5	135	31	4.4	155	3-14	169	31/	17/	1	4-51.8	6-65	1-1	30	3	1	1	1	0	3/3	-	3/3	33:24
11.	11/9	vs KC	[W]	16	8	8	0	0/8	332	51	6.5	150	27	5.6	182	3-17	199	21/	9/	1	7-42.3	5-39	1-1	24	3	2	1	1	0	3/3	-	1/1	23:46
12.	11/16	vs TEN	[W]	21	6	14	1	8/15	352	68	5.2	103	36	2.9	249	2-18	267	30/	22/	0	5-45.2	4-58	2-2	17	2	1	1	0	0	2/2	-	1/1	32:53
13.	11/23	at CIN	[L]	20	7	12	1	3/10	415	58	7.2	135	24	5.6	280	1-6	286	33/	20/	1	1-36.0	5-41	2-2	26	2	1	1	0	0	2/2	-	4/4	24:06
14.	11/30	vs BAL	[W]	23	7	14	2	7/16	404	72	5.6	91	31	2.9	313	1-4	317	40/	25/	1	2-41.5	11-122	0-0	29	2	1	1	0	0	2/2	-	5/5	35:11
15.	12/7	vs NE	[L]	23	10	12	1	8/15	341	73	4.7	107	27	4.0	234	4-17	251	42/	25/	0	3-38.3	9-63	2-2	20	3	0	2	1	0	2/2	0/1	0/1	32:29
16.	12/14	at BUF	[W]	20	5	15	0	4/13	388	65	6.0	91	31	2.9	297	2-20	317	32/	24/	1	4-38.5	3-35	0-0	20	2	2	0	0	0	2/2	-	2/2	31:33
17.	12/21	at OAK	[W]	20	6	14	0	4/11	417	60	7.0	143	31	4.6	274	1-9	283	28/	19/	0	4-36.8	3-11	1-0	20	2	0	2	0	0	2/2	-	2/2	28:25
Totals	11-5 308 103 187 18			82/209	5424	998	5.4	1720	454	3.8	3704	40-218	3922	504/	313/	9	66-44.9	110-914	17-11	394	43	20	20	3	0	41/41	1/2	31/36	29:40				
WC 12/27	at DEN [L]			14	3	9	2	3/10	237	49	4.8	50	14	3.6	187	3-16	203	32/	18/	1	4-29.5	9-54	1-1	17	2	1	0	1	0	2/2	-	1/1	19:01

JACKSONVILLE JAGUARS 1997 DEFENSE GAME-BY-GAME

Wk.	Date	Opp.	FIRST DOWNS			3 RD DOWN			TOT. OFFENSE			RUSHING			PASSING			PUNTS			FUM.			Tot.									
			Tot.	Run	Pass	Pen	Down	Yards	Plays	Avg.	Yards	Plays	Avg.	Net	Sacks	Gross	Att/Comp	Int.	Avg.	Yards	Lost	Pts.	TD	Rn	Pt	Fs	Rt	Sfty	PAT	2Pt	FGs	T.O.P.	
1.	8/31	at BAL	[W]	22	5	16	1	7/13	373	61	6.1	72	17	4.2	301	3-21	322	41/	24/	3	3-43.7	3-20	0-0	27	3	0	3	0	0	3/3	-	2/2	28:01
2.	9/7	vs NYG	[W]	13	3	8	2	2/12	206	53	3.9	39	16	2.4	167	2-15	182	35/	16/	1	9-45.2	9-79	2-2	13	2	1	1	0	0	1/1	0/1	0/0	20:21
4.	9/22	vs PIT	[W]	19	7	10	2	5/9	306	48	6.4	153	30	5.1	153	2-2	155	16/	11/	1	2-39.0	6-82	1-1	21	3	1	2	0	0	3/3	-	0/1#	26:05
5.	9/28	at WAS	[L]	20	7	13	0	1/17	336	70	4.8	113	42	2.7	223	4-21	244	24/	16/	1	2-42.5	2-15	2-2	24	3	0	3	0	0	3/3	-	1/2	35:08
6.	10/5	vs CIN	[W]	17	10	6	1	5/14	348	61	5.7	148	29	5.1	200	5-32	232	27/	16/	0	5-46.4	11-80	0-0	13	2	2	0	0	0	1/2#	-	0/0	29:23
7.	10/12	vs PHI	[W]	23	4	18	1	8/16	393	73	5.4	90	27	3.3	303	4-22	325	42/	27/	1	#5-32.0	8-65	2-1	21	3	0	3	0	0	3/3	-	0/1	36:30
8.	10/19	at DAL	[L]	24	6	15	3	7/14	337	67	5.0	99	33	3.0	238	2-24	262	32/	21/	0	3-44.0	4-40	1-0	26	3	1	2	0	0	2/2	0/1	2/3	33:24
9.	10/26	at PIT	[L]	26	8	17	1	9/17	439	82	5.4	141	37	3.8	298	3-19	317	42/	25/	1	5-42.6	5-54	3-2	23	3	1	2	0	0	2/2	-	1/1	41:27
10.	11/2	at TEN	[W]	15	6	8	1	4/11	302	51	5.9	107	27	4.0	195	2-16	211	22/	13/	1	3-50.0	9-59	3-1	24	3	2	0	1	0	3/3	-	1/3	26:36
11.	11/9	vs KC	[W]	22	9	13	0	7/18	413	85	4.9	148	29	5.1	265	6-49	314	50/	29/	2	4-46.0	6-48	5-3	10	1	0	0	1	0	1/1	-	1/1	36:14
12.	11/16	vs TEN	[W]	17	6	9	2	3/12	320	56	5.7	136	33	4.1	184	0-0	184	23/	9/	2	6-42.0	6-37	0-0	9	1	0	1	0	0	0/0	0/1	1/2	27:07
13.	11/23	at CIN	[L]	24	10	13	1	7/15	327	73	4.5	124	36	3.4	203	1-8	211	36/	26/	0	6-34.8	5-79	1-0	31	4	2	2	0	0	4/4	-	1/1	35:54
14.	11/30	vs BAL	[W]	17	6	9	2	5/12	221	55	4.0	58	22	2.6	163	4-25	188	29/	18/	0	6-43.0	6-71	1-0	27	4	1	2	1	0	3/3	0/1	0/0	24:49
15.	12/7	vs NE	[L]	16	1	14	1	4/13	282	57	4.9	55	20	2.9	227	2-7	234	35/	26/	1	4-41.5	5-31	1-0	26	2	0	2	0	0	2/2	-	4/5	27:31
16.	12/14	at BUF	[W]	24	12	10	2	9/17	335	76	4.4	143	33	4.3	192	2-18	210	41/	19/	1	4-37.8	0-0	3-2	14	1	0	0	0	0	0/0	1/1	2/2	28:27
17.	12/21	at OAK	[W]	19	7	11	1	9/16	300	67	4.5	108	24	4.5	192	6-52	244	37/	24/	0	6-42.0	5-40	1-1	9	1	0	1	0	0	0/0	0/1	1/1	31:32
Totals	11-5 318 107 190 21			102/226	5238	1035	5.1	1734	455	3.8	3504	48-331	3835	532/	320/	14	73-41.9	90-800	26-15	318	39	12	24	3	0	31/32	1/6	17/25	30:20				
WC 12/27	at DEN [L]			28	18	8	2	12/16	511	76	6.7	310	49	6.3	201	3-22	223	24/	16/	0	3-33.0	9-94	3-2	42	6	5	1	0	0	6/6	-	0/0	40:59

JACKSONVILLE JAGUARS 1996 OFFENSE GAME-BY-GAME

Wk.	Date	Opp.	FIRST DOWNS				3 RD	TOT. OFFENSE		RUSHING			PASSING			PUNTS			FUM.			Tot.	T.O.P.								
			Tot.	Run	Pass	Pen.		Yards	Plays	Avg.	Yards	Att.	Comp.	Int.	Yards	Net	Sacks	Gross	Ave.	Yards	Pen.			Lost	Pts.	T.D.					
1.	9/ 7	vs PIT	[W]	22	7	12	3	313	71	4.4	119	36	3.3	194	4-18	212	31/ 20/ 2	5-41.4	4-35	1-0	24	3	3/3	-	1/1	35:06					
2.	9/ 8	vs HOU	[L]	26	7	18	1	370	61	6.1	72	21	3.4	298	2- 4	302	38/ 27/ 2	1-48.0	6-55	2-1	27	3	3/3	-	2/3	31:15					
3.	9/15	at OAK	[L]	14	2	9	3	213	61	4.4	69	21	3.3	201	3-16	417	31/ 18/ 2	7-56.6	8-58	1-0	3	0	0/0	-	1/1	31:41					
4.	9/22	at NE at	[L]	12	1	11	0	514	442	5.2	29	11	2.6	413	2-19	432	39/ 23/ 1	5-40.6	17-148	2-1	25	3	0	0	2/2	1/1	24:58				
5.	9/29	vs CAR	[W]	22	10	11	1	378	68	5.6	179	38	4.7	199	3-15	214	27/ 15/ 1	6-51.7	13-118	2-1	24	3	2	1	0	3/3	1/1	34:59			
6.	10/ 6	at NO	[L]	22	7	12	3	382	70	5.5	141	34	4.1	241	1- 9	250	35/ 28/ 0	3-41.0	10-99	3-2	13	1	0	1	0	1/1	-	2/3	37:19		
7.	10/13	vs NYJ	[W]	10	2	7	1	289	51	5.7	72	23	3.1	217	5-31	248	23/ 14/ 0	7-39.3	15-123	2-0	21	2	0	2	0	1/1	1/1	2/2	26:57		
8.	10/20	at STL	[L]	36	10	24	2	538	87	6.2	118	33	3.5	420	2- 1	421	52/ 37/ 5	0-0.0	3-15	2-1	14	2	0	0	0	2/2	-	0/0	41:34		
9.	10/27	at CIN	[L]	19	8	10	1	338	63	5.4	149	28	5.3	189	4-26	215	31/ 18/ 2	7-43.6	8-48	2-0	21	3	1	2	0	0	3/3	-	0/0	28:24	
11.	11/10	vs BAL	[W]	22	3	17	2	412	63	6.6	86	20	4.3	332	6-22	354	37/ 24/ 1	4-49.3	8-65	1-1	30	3	2	1	0	1/1	1/2	3/3	26:27		
12.	11/17	at PIT	[L]	20	2	14	4	313	239	7.1	3.4	78	18	4.3	161	6-54	215	47/ 28/ 2	8-43.4	12-84	5-2	3	0	0	0	0	0/0	-	1/1	33:21	
13.	11/24	at BAL at	[W]	23	5	16	2	374	75	5.0	82	27	3.0	292	2-14	306	46/ 28/ 2	4-30.8	13-80	1-0	28	3	1	2	0	0	2/2	1/1	2/3	35:25	
14.	12/ 1	vs CIN	[W]	19	3	16	0	422	58	7.3	66	23	2.9	356	1- 0	356	34/ 21/ 0	3-31.7	5-44	1-0	30	2	0	1	1	0	1/1	1/1	5/5	27:22	
15.	12/ 8	at HOU	[W]	19	8	8	3	614	279	6.3	4.4	114	35	3.3	165	3- 7	172	25/ 15/ 0	3-47.3	2-10	1-1	23	2	2	0	0	2/2	-	3/4	30:44	
16.	12/15	vs SEA	[W]	18	7	10	1	351	60	5.9	133	31	4.3	218	3-13	231	26/ 19/ 0	3-36.7	2-21	2-0	20	2	0	2	0	0	2/2	-	2/3	30:35	
17.	12/22	vs ATL	[W]	21	8	13	0	357	64	5.6	143	32	4.5	214	3- 8	222	29/ 18/ 0	3-45.0	1-3	0-0	19	1	0	0	0	1/1	-	4/4	30:43		
Totals	9-7	325	90	208	27	87/208		5760	1038	5.5	1650	431	3.8	4110	50-257	4367	557/ 353/ 20	69-43.7	127-1006	29-10	325	33	13	19	1	0	27/27	5/6	30/36	31:18	
WC	12/28	at BUF	[W]	18	5	13	0	409	70	5.8	184	35	5.3	225	2-14	239	33/ 18/ 2	5-50.6	6-42	0-0	30	3	1	1	1	0	3/3	-	3/4	33:06	
DIV	1/ 4	at DEN	[W]	22	9	11	2	815	443	6.7	6.6	203	36	5.6	240	2- 5	245	29/ 18/ 0	3-39.7	3-18	0-0	30	3	1	2	0	0	3/3	-	3/3	32:24
AFC	1/12	at NE	[L]	18	6	12	0	289	72	4.0	101	33	3.1	188	1-2	190	38/ 20/ 2	5-36.4	4-23	3-2	6	0	0	0	0	0	0/0	-	2/2	34:43	

JACKSONVILLE JAGUARS 1996 DEFENSE GAME-BY-GAME

Wk.	Date	Opp.	FIRST DOWNS				3 RD	TOT. OFFENSE		RUSHING			PASSING			PUNTS			FUM.			Tot.	T.O.P.								
			Tot.	Run	Pass	Pen.		Yards	Plays	Avg.	Yards	Att.	Comp.	Int.	Yards	Net	Sacks	Gross	Ave.	Yards	Pen.			Lost	Pts.	T.D.					
1.	9/ 7	vs PIT	[W]	13	8	5	0	312	187	5.2	3.6	101	25	4.0	86	4-21	107	23/ 12/ 1	6-39.5	7-40	2-1	9	0	0	0	0	0/0	-	3/3	24:54	
2.	9/ 8	vs HOU	[L]	21	9	10	2	611	401	5.4	7.4	181	31	5.8	220	1- 6	226	22/ 14/ 0	2-43.5	7-60	2-1	34	4	1	3	0	0	4/4	-	2/2	28:45
3.	9/15	at OAK	[L]	18	5	12	1	513	331	5.8	5.7	134	30	4.5	197	1- 3	200	27/ 18/ 2	5-42.4	10-90	3-1	17	2	0	1	1	0	2/2	-	1/1	28:19
4.	9/22	at NE at	[L]	26	9	14	3	717	353	7.9	4.5	123	31	4.0	230	4-25	255	44/ 27/ 1	2-38.0	6-30	1-1	28	2	1	1	0	0	1/2	-	5/6	37:38
5.	9/29	vs CAR	[W]	21	1	14	6	513	272	6.3	4.3	57	21	2.7	215	5-46	261	37/ 17/ 0	7-43.1	7-41	4-2	14	2	0	2	0	0	1/2	1/1	0/1	25:01
6.	10/ 6	at NO	[L]	11	3	6	2	311	197	4.7	4.2	36	19	1.9	161	0- 0	161	28/ 15/ 1	6-36.7	10-68	0-0	17	2	1	1	0	0	2/2	-	1/1	22:41
7.	10/13	vs NYJ	[W]	24	5	15	4	817	367	7.4	5.0	91	30	3.0	276	0- 0	276	44/ 23/ 2	4-48.5	3-25	1-0	17	2	0	2	0	0	2/2	-	1/2	33:03
8.	10/20	at STL	[L]	9	5	3	1	410	204	3.9	5.2	83	20	4.2	121	2- 8	129	17/ 9/ 1	5-48.6	7-55	2-0	17	2	0	1	1	0	2/2	-	1/1	18:26
9.	10/27	at CIN	[L]	16	5	11	0	917	267	6.7	4.0	60	31	1.9	207	5-42	249	31/ 20/ 0	6-47.7	5-33	0-0	28	4	2	2	0	0	4/4	-	0/0	31:36
11.	11/10	vs BAL	[W]	24	9	14	1	410	387	6.7	5.8	152	36	4.2	235	4-18	253	27/ 17/ 0	5-35.8	6-78	3-3	27	3	0	3	0	0	3/3	-	2/2	33:33
12.	11/17	at PIT	[L]	15	9	6	0	715	198	5.9	3.4	108	32	3.4	90	2-19	109	25/ 7/ 1	6-39.8	6-58	1-0	28	4	1	2	1	0	4/4	-	0/1	26:39
13.	11/24	at BAL at	[W]	29	7	19	3	815	460	8.1	5.7	104	30	3.5	356	1-10	366	50/ 31/ 0	3-42.3	7-109	2-2	25	2	1	0	1	0	1/1	0/1	4/5	33:41
14.	12/ 1	vs CIN	[W]	27	10	16	1	613	485	7.0	6.9	172	31	5.5	313	0- 0	313	39/ 23/ 2	3-34.3	5-25	0-0	27	3	0	3	0	0	3/3	-	2/3	32:38
15.	12/ 8	at HOU	[W]	21	7	14	0	511	361	6.2	5.8	74	20	3.7	287	5-21	308	37/ 24/ 1	3-44.3	4-45	4-3	17	2	1	1	0	0	2/2	-	1/2	29:16
16.	12/15	vs SEA	[W]	19	8	10	1	614	306	6.2	4.9	159	29	5.5	147	2- 9	156	31/ 16/ 1	4-41.5	5-33	1-0	13	1	0	1	0	0	1/1	-	2/2	29:25
17.	12/22	vs ATL	[W]	21	10	11	0	712	309	5.8	5.3	146	31	4.7	163	1- 9	172	26/ 17/ 0	4-43.8	2-10	0-0	17	2	1	0	0	0	2/2	-	1/2	29:17
Totals	9-7	316	110	181	25	93/211		5095	993	5.1	1781	447	4.0	3314	37-237	3551	509/ 291/ 13	71-42.0	97-800	26-14	335	37	9	24	4	0	33/35	1/2	26/34	28:42	
WC	12/28	at BUF	[W]	19	5	14	0	515	308	6.8	4.5	92	29	3.2	216	3-30	246	36/ 22/ 1	5-43.2	6-39	4-2	27	3	1	1	1	0	3/3	-	2/2	26:54
DIV	1/ 4	at DEN	[W]	21	7	13	1	612	351	6.0	5.9	126	21	6.0	225	1-1	226	38/ 25/ 0	5-42.6	8-64	1-0	27	4	2	2	0	0	1/2	1/2	0/0	27:56
AFC	1/12	at NE	[L]	13	6	7	0	213	234	5.9	4.0	73	24	3.0	161	2-17	178	33/ 20/ 1	6-39.7	2-5	2-1	20	2	1	0	1	0	2/2	-	2/3	25:17

JACKSONVILLE JAGUARS 1995 OFFENSE GAME-BY-GAME

Wk.	Date	Opp.	FIRST DOWNS			3 rd DOWN	RUSHING			PASSING			Net Sacks	Gross	Att/Cmp/Int.	PUNTS	PEN.	Yards	FUM.	Tot.	TD	Rn	Ps	Rt	Stfv	PAT	2Pt	FGs	T.O.P.	
			Tot.	Run	Pass		Pen	Yards	Att.	Avg.	Yards	Att.																		Avg.
1.	9/ 3	vs HOU	10	6	4	0	2/12	146	52	2.8	101	22	4.6	45	4-24	69	26/ 10/ 1	8-43.1	6-30	2-1	3	0	0	0	0	0	0/0	-	1/2	24:16
2.	9/10	at CIN	14	5	8	1	7/17	259	66	3.9	119	29	4.1	140	7-39	179	30/ 12/ 1	6-41.5	7-59	1-1	17	2	1	1	0	0	2/2	-	1/1	29:58
3.	9/17	at NYJ	20	11	6	3	7/17	251	74	3.4	146	35	4.2	105	6-33	138	33/ 15/ 1	6-46.5	8-44	3-2	10	1	0	1	0	0	1/1	-	1/1	27:48
4.	9/24	vs GB	13	2	10	1	5/15	201	57	3.5	76	23	3.3	125	5-31	156	29/ 16/ 0	8-45.4	8-52	0-0	14	2	0	2	0	0	2/2	-	0/0	26:09
5.	10/ 1	at HOU	16	5	7	4	1/8	219	50	4.4	68	20	3.4	151	3-23	174	27/ 15/ 1	5-46.2	7-58	2-2	17	2	1	1	0	0	2/2	-	1/1	25:52
6.	10/ 8	vs PIT	17	6	10	1	3/14	267	63	4.2	96	29	3.3	171	4-18	189	30/ 17/ 0	8-48.5	5-86	1-0	20	2	1	1	0	0	2/2	-	2/2	32:06
7.	10/15	vs CHI	26	7	16	3	6/13	409	72	5.7	121	23	5.3	288	1-14	302	48/ 30/ 1	1-55.0	8-51	0-0	27	3	0	3	0	0	3/3	-	2/4	31:10
8.	10/22	at CLE	24	12	9	3	12/17	315	74	4.3	159	45	3.5	156	1- 8	164	28/ 16/ 1	3-37.0	10-64	2-1	23	3	1	1	1	0	2/3	-	1/1	32:24
9.	10/29	at PIT	14	4	9	1	2/14	229	60	3.8	84	20	4.2	145	7-44	189	33/ 18/ 0	9-41.0	8-67	2-1	7	1	0	1	0	0	1/1	-	0/0	28:36
11.	11/12	vs SEA	19	10	6	3	2/7	266	51	5.2	161	28	5.8	105	3-16	121	20/ 13/ 1	3-46.3	9-75	2-1	30	3	2	1	0	0	3/3	-	3/3	25:57
12.	11/19	at TB	19	6	12	1	5/13	350	59	5.9	87	23	3.8	263	3-10	273	33/ 24/ 1	6-41.8	6-42	1-0	16	2	1	1	0	0	1/1	0/1	1/1	31:00
13.	11/26	vs CIN	18	4	13	1	4/12	295	58	5.1	78	20	3.9	217	4-28	245	34/ 18/ 1	4-46.0	8-104	4-1	13	1	0	1	0	0	1/1	-	2/4	30:26
14.	12/ 3	at DEN	13	2	11	0	3/12	260	52	5.0	69	21	3.3	191	3- 7	198	28/ 15/ 1	5-43.2	10-67	1-1	23	3	0	1	2	0	2/2	0/1	1/1	28:43
15.	12/10	vs IND	27	7	16	4	7/13	424	66	6.4	126	25	5.0	298	2-14	312	39/ 26/ 1	2-42.5	6-55	1-1	31	4	1	3	0	0	4/4	-	1/2	31:18
16.	12/17	at DET	15	7	6	2	5/11	235	51	4.6	109	20	5.5	126	3-34	160	28/ 13/ 4	3-45.3	8-67	1-1	0	0	0	0	0	0	0/0	-	0/1	23:59
17.	12/24	vs CLE	18	6	11	1	3/10	373	57	6.5	105	27	3.9	268	1- 7	275	29/ 17/ 0	5-38.0	7-49	0-0	24	2	1	1	0	0	1/1	1/1	3/3	28:08
Totals			4-12	283	100	154	29	747	205	4.95	2750	57	4.2	2790	57-354	3144	495/ 275/ 15	82-43.8	121-970	23-13	275	31	9	19	3	0	27/28	1/3	20/27	28:37

JACKSONVILLE JAGUARS 1995 DEFENSE GAME-BY-GAME

Wk.	Date	Opp.	FIRST DOWNS			3 rd DOWN	RUSHING			PASSING			Net Sacks	Gross	Att/Cmp/Int.	PUNTS	PEN.	Yards	FUM.	Tot.	TD	Rn	Ps	Rt	Stfv	PAT	2Pt	FGs	T.O.P.			
			Tot.	Run	Pass		Pen	Yards	Att.	Avg.	Yards	Att.																		Avg.	Yards	Lost
1.	9/ 3	vs HOU	14	8	6	0	6/16	240	64	3.8	160	41	3.9	80	0- 0	80	23/ 13/ 0	9-44.4	10-69	3-1	10	1	0	1	0	0	1/1	-	1/1	35:44		
2.	9/10	at CIN	17	5	11	1	6/14	346	63	5.5	118	30	3.9	228	3-19	247	30/ 20/ 0	4-40.3	6-49	2-2	24	3	1	2	0	0	3/3	-	1/2	30:02		
3.	9/17	at NYJ	23	3	18	2	7/15	375	69	5.4	79	26	3.0	296	0- 0	296	43/ 27/ 1	5-39.0	5-46	0-0	27	3	0	3	0	0	3/3	-	2/2	32:12		
4.	9/24	vs GB	16	5	10	1	9/16	322	61	5.3	129	29	4.4	193	2- 9	202	30/ 20/ 1	4-49.0	9-70	2-0	24	3	1	2	0	0	3/3	-	1/2	33:51		
5.	10/ 1	at HOU	19	9	9	1	11/19	297	77	3.9	91	28	3.3	206	2-19	225	47/ 27/ 1	4-44.8	7-70	3-2	16	1	0	1	0	0	1/1	-	3/4	34:08		
6.	10/ 8	vs PIT	16	4	9	3	3/13	350	58	6.0	68	23	3.0	282	0- 0	282	35/ 19/ 0	5-42.0	5-35	3-1	16	1	0	1	0	0	1/1	-	3/3	27:54		
7.	10/15	vs CHI	23	9	13	1	8/14	380	62	6.1	135	33	4.1	245	0- 0	245	29/ 17/ 0	1-29.0	4-46	0-0	30	3	0	3	0	0	3/3	-	3/3	28:50		
8.	10/22	at CLE	20	3	14	3	6/12	387	59	6.6	89	24	3.7	298	1- 1	299	34/ 20/ 2	2-40.5	6-66	2-2	15	1	0	1	0	0	0/0	0/1	3/3	27:36		
9.	10/29	at PIT	17	11	5	1	2/9	246	54	4.6	145	33	4.4	101	1- 2	103	20/ 9/ 0	6-37.2	6-59	2-1	24	3	1	2	0	0	3/3	-	1/1	31:24		
11.	11/12	vs SEA	26	12	12	2	8/14	481	73	6.6	246	40	6.2	235	2- 9	244	31/ 18/ 1	3-48.0	10-129	1-0	47	6	4	2	0	1	6/6	-	1/1	34:03		
13.	11/26	vs CIN	21	7	12	2	6/13	323	66	4.9	113	27	4.2	210	0- 0	210	39/ 19/ 3	4-42.8	14-98	0-0	17	2	1	1	0	0	2/2	-	1/1	29:00		
14.	12/ 3	at DEN	15	9	6	0	8/13	397	67	5.9	111	33	3.4	286	0- 1	286	34/ 22/ 1	3-29.0	2-10	2-2	31	4	0	4	0	0	4/4	-	1/1	29:34		
15.	12/10	vs IND	15	9	6	0	8/13	219	52	4.2	91	35	2.6	128	1- 1	129	16/ 9/ 0	2-43.0	6-70	0-0	41	5	2	2	1	0	5/5	-	2/2	28:42		
16.	12/17	at DET	28	11	13	4	7/14	386	71	5.4	156	41	3.8	230	2- 3	233	28/ 19/ 0	1-28.0	3-51	1-0	44	5	3	2	0	0	5/5	-	3/3	36:01		
17.	12/24	vs CLE	26	9	17	0	9/17	450	76	5.9	134	28	4.8	316	3- 9	325	45/ 28/ 3	2-50.5	7-70	1-0	21	3	2	1	0	0	3/3	-	0/1	31:52		
Totals			4-12	320	121	177	22	107	222	5515	1030	5.4	2003	504	4.0	3512	17-72	3584	509/ 304/ 13	61-42.0	102-958	22-11	404	46	17	28	1	0	45/45	0/1	27/31	31:23

JACKSONVILLE
JAGUARS



2009 GAME SUMMARIES

2009 GAME SUMMARIES

GAME 1

COLTS 14, JAGUARS 12

SEPTEMBER 13, 2009

LUCAS OIL STADIUM, INDIANAPOLIS, IND.

JACKSONVILLE JAGUARS (0-1)	0	6	0	6	-	12
INDIANAPOLIS COLTS (1-0)	0	7	7	0	-	14

The Jaguars opened the 2009 season with a 14-12 loss at AFC South rival Indianapolis. The Jaguars started four rookies (DT Terrance Knighton, CB Derek Cox, OT Eben Britton, OT Eugene Monroe). Maurice Jones-Drew led the club with 123 yards from scrimmage (97 rushing, 26 receiving) and had a team-high five receptions. The Jaguars had an opportunity in the final minute to win the game but were stopped on fourth down. The Colts moved the ball to the Jaguars four-yard line on their opening possession but Cox intercepted Peyton Manning in the end zone to thwart the drive. Following a Jaguars punt, Quentin Groves forced a fumble of Joseph Addai and Cox recovered. On the ensuing possession, David Garrard directed an 11-play, 59-yard drive that resulted in a 24-yard field goal by Josh Scobee for a 3-0 lead. The Colts answered with an 11-play drive and Addai put the Colts ahead 7-3 with a three-yard touchdown run. Scobee was good from 46 yards with a 1:04 remaining in the first half to cut the deficit to one. Scobee then attempted a 63-yard field goal at the end of the first half, but was short. Manning hooked up with Reggie Wayne for a 35-yard touchdown on the Colts first possession of the second half to take a 14-6 lead. Jones-Drew scored the Jaguars first touchdown of 2009 as he raced around the left end for a seven-yard score early in the fourth quarter. The Jaguars defense buckled down and forced a punt and stopped the Colts on a fourth-and-one from the Jaguars 35-yard line on the next two possessions. The Jaguars retained the ball with 1:59 remaining but the Jaguars failed to move the sticks on four straight passes.

TEAM	Q	TIME	SCORING PLAY	DRIVE
Jax.	2	8:58	Scobee 24 field goal	11-59, 4:55
Ind.	2	3:39	Addai 3 run (Vinatieri kick)	11-78, 5:19
Jax.	2	0:59	Scobee 46 field goal	8-41, 2:40
Ind.	3	6:56	Wayne 35 pass from Manning (Vinatieri kick)	10-86, 5:34
Jax.	4	11:07	Jones-Drew 7 run (run failed)	11-58, 5:30

TEAM STATISTICS

	JAGUARS	COLTS
First Downs (Run-Pass-Pen)	12 (7-4-1)	21 (4-15-2)
Total Yards-Plays-Avg.	228-65-4.1	365-70-5.2
Rushing Yards-Attempts-Avg.	114-26-4.4	71-31-2.3
Net Yards Passing (Sacked-Yds)	114 (1-8)	294 (1-7)
Att-Comp-Int	28-14-0	38-28-1
Third Down Conversions (Pct.)	6-15 (40%)	8-14 (57%)
Fourth Down Conversions (Pct.)	1-2 (50%)	0-2 (0%)
Punts-Avg.	5-37.8	2-44.0
Fumbles-Lost	0-0	1-1
Penalties-Yards	3-24	3-17
Time of Possession	26:04	33:56

INDIVIDUAL STATISTICS

JAGUARS RUSHING: Jones-Drew 21-97 (1 TD), Garrard 4-14, Owens 1-3

COLTS RUSHING: Addai 17-42 (1 TD), Brown 11-33, Manning 3-(-4)

JAGUARS PASSING: Garrard 28-14-122

COLTS PASSING: Manning 38-28-301, 1 TD, 1 INT

JAGUARS RECEIVING: Jones-Drew 5-26, Holt 3-47, Lewis 3-23, Williamson 1-10, Jones 1-9, Hughes 1-7

COLTS RECEIVING: Wayne 10-162 (1 TD), Addai 5-35, Clark 4-39, Garcon 3-24, Brown 2-16, Collie 2-15, Tammie 1-6, Robinson 1-4

SACKS: Jaguars 1 (Hayward 1), Colts 1 (Freaney 1)

INTERCEPTIONS: Jaguars 1 (D. Cox), Colts 0

Attendance: 65,757 Time: 2:44 74 degrees

GAME NOTES

■ The Jaguars started two rookie tackles in Eugene Monroe (LT) and Eben Britton (RT). It marked the first time a team started two rookie tackles on opening day since 1982 when Luis Sharpe and Tootie Robbins started for the St. Louis Cardinals.

GAME 2

CARDINALS 31, JAGUARS 17

SEPTEMBER 20, 2009

JACKSONVILLE MUNICIPAL STADIUM,
JACKSONVILLE, FLA.

ARIZONA CARDINALS (1-1)	10	14	7	0	-	31
JACKSONVILLE JAGUARS (0-2)	3	0	7	7	-	17

The Jaguars couldn't overcome a 21-point halftime deficit as they fell to the Cardinals, 31-17, in their home opener. The Jaguars amassed 372 yards of total offense and quarterback David Garrard threw for 282 yards and two touchdowns, but it wasn't enough to hold off the defending NFC champions. The Cardinals put together an 11-play, 75-yard drive to open the game with Tim Hightower scoring on a one-yard run. Both teams hit field goals on their next possessions with Josh Scobee connecting from 30 yards and Neil Rackers from 45 yards. The Jaguars were forced to punt on their second possession and the punt hit Greg Toler and safety Sean Considine recovered for the Jaguars on the Cardinals 28-yard line. The Jaguars couldn't convert on third down and Scobee's 46-yard field goal was blocked by Calais Campbell and returned 83 yards for a touchdown by Antrel Rolle. On Arizona's next possession, Daryl Smith forced a fumble of Beanie Wells and Rashean Mathis recovered for the Jaguars. Six plays later, Troy Williamson caught a 11-yard pass from David Garrard but fumbled at the Cardinals 35-yard line. The turnover led to a five-yard touchdown pass from Kurt Warner to Jason Wright to give the Cardinals a 24-3 halftime lead. The Cardinals added to the lead midway through the third quarter as they capitalized on a Garrard fumble with a 22-yard touchdown pass from Warner to Larry Fitzgerald. On the ensuing possession, Garrard answered with a 25-yard touchdown pass to Mercedes Lewis. After a Cardinals punt, the Jaguars went 85 yards on 14 plays and Garrard hooked up with Mike Sims-Walker for a 19-yard score. Garrard was intercepted by Dominique Rodgers-Cromartie with 2:36 remaining to end the Jaguars hopes of a comeback.

TEAM	Q	TIME	SCORING PLAY	DRIVE
Ari.	1	8:07	Hightower 1 run (Rackers kick)	11-75, 6:53
Jax.	1	4:41	Scobee 30 field goal	7-62, 3:26
Ari.	1	0:03	Rackers 45 field goal	8-53, 4:38
Ari.	2	11:30	Rolle 83 blocked FG return (Rackers kick)	-----
Ari.	2	0:55	Wright 5 pass from Warner (Rackers kick)	7-68, 1:18
Ari.	3	5:28	Fitzgerald 22 pass from Warner (Rackers kick)	4-38, 2:04
Jax.	3	1:31	Lewis 25 pass from Garrard (Scobee kick)	8-64, 3:57
Jax.	4	7:11	Sims-Walker 19 pass from Garrard (Scobee kick)	14-85, 5:09

TEAM STATISTICS

	CARDINALS	JAGUARS
First Downs (Run-Pass-Pen)	22 (7-15-0)	18 (4-13-1)
Total Yards-Plays-Avg.	383-60-6.4	367-67-5.5
Rushing Yards-Attempts-Avg.	118-28-4.2	92-20-4.6
Net Yards Passing (Sacked-Yds)	265 (0-0)	275 (4-7)
Att-Comp-Int	32-27-0	43-23-1
Third Down Conversions (Pct.)	2-9 (22%)	6-16 (38%)
Fourth Down Conversions (Pct.)	1-1 (100%)	1-2 (50%)
Punts-Avg.	3-46.3	4-45.3
Fumbles-Lost	5-2	4-2
Penalties-Yards	7-58	8-50
Time of Possession	31:21	28:39

INDIVIDUAL STATISTICS

JAGUARS RUSHING: Jones-Drew 13-66, Garrard 4-27, Jennings 2-1, Owens 1-(-2)

CARDINALS RUSHING: Hightower 15-72 (1 TD), Wells 7-44, Boldin 1-4, Stephens-Howling 1-2, Warner 1-(-1), Leinart 3-(-3)

JAGUARS PASSING: Garrard 43-23-282, 2 TDs, 1 INT

CARDINALS PASSING: Warner 26-24-243, 2 TDs; Leinart 6-3-22

JAGUARS RECEIVING: Sims-Walker 6-106 (1 TD), Holt 6-65, Jones-Drew 4-17, Lewis 3-62 (1 TD), Williamson 2-24, Hughes 2-8

CARDINALS RECEIVING: Boldin 8-69, Breaston 5-83, Fitzgerald 4-34 (1 TD), Hightower 3-12, Urban 2-25, Stephens-Howling 2-14, Becht 1-16, Spach 1-7, Wright 1-5

SACKS: Jaguars 0, Cardinals 4 (Haggans 1, Berry 1, Campbell 0.5, Wilson 0.5, Dansby 0.5, Wilson, 0.5)

INTERCEPTIONS: Jaguars 0, Cardinals 1 (Rodgers-Cromartie)

Attendance: 46,520 Time: 3:12 83 degrees

GAME 3

JAGUARS 31, TEXANS 24

SEPTEMBER 27, 2009
 RELIANT STADIUM, HOUSTON, TEXAS

JACKSONVILLE JAGUARS (1-2)	3	14	7	7	-	31
HOUSTON TEXANS (1-2)	7	14	3	0	-	24

The Jaguars registered 399 yards of total offense including 185 rushing yards and scored four touchdowns to claim their first win of the season with a 31-24 victory at Houston. The win was the Jaguars first at Reliant Stadium since 2005. The two teams combined for 796 yards of offense (Jaguars 399, Texans 397) and seven touchdowns including three rushing scores by Jaguars running back Maurice Jones-Drew. Rashean Mathis intercepted Texans quarterback Matt Schaub on the opening drive and the Jaguars took an early 3-0 lead with a 52-yard field goal by Josh Scobee. Following an 18-yard touchdown pass from Schaub to Jacoby Jones, David Garrard scored on a two-yard run. The Texans regained the lead on a nine-yard scoring strike from Schaub to Kevin Walter. On the ensuing possession, Jones-Drew broke through the middle of the Texans defense and raced 61 yards to the end zone. The Texans answered with 23 seconds remaining in the half as Schaub connected with Owen Daniels for a two-yard score to give the Texans a 21-17 lead at the half. The Jaguars took control in the second half as Jones-Drew had rushing touchdowns (one yard and eight yards) on the team's first two offensive possessions. The Texans scored their only points of the half on a 27-yard field goal by Kris Brown late in the third quarter. The Jaguars were clinging to a seven-point lead with just under five minutes to play when Garrard connected with Mike Sims-Walker on a short pass but he fumbled and the Texans recovered. Schaub hit four of his five passes and the Texans moved the ball to the one-yard line with 2:48 remaining. On second-and-goal from the two-yard line, Chris Brown went over right guard and the Jaguars linebacker Daryl Smith forced a fumble and recovered it in the end zone to seal the victory.

TEAM	Q	TIME	SCORING PLAY	DRIVE
Jax.	1	7:35	Scobee 52 field goal	8-59, 3:17
Hou.	1	1:58	Jones 18 pass from Schaub (Brown kick)	3-44, 1:14
Jax.	2	11:18	Garrard 2 run (Scobee kick)	10-69, 5:40
Hou.	2	5:33	Walter 9 pass from Schaub (Brown kick)	5-49, 2:29
Jax.	2	3:47	Jones-Drew 61 run (Scobee kick)	4-76, 1:46
Hou.	2	0:19	Daniels 2 pass from Schaub (Brown kick)	10-66, 3:28
Jax.	3	10:10	Jones-Drew 1 run (Scobee kick)	10-83, 4:50
Hou.	3	4:02	Brown 27 field goal	11-74, 6:08
Jax.	4	14:15	Jones-Drew 8 run (Scobee kick)	10-87, 4:47

TEAM STATISTICS

	JAGUARS	TEXANS
First Downs (Run-Pass-Pen)	24 (11-10-3)	23 (5-17-1)
Total Yards-Plays-Avg.	399-62-6.4	397-59-6.7
Rushing Yards-Attempts-Avg.	185-32-5.8	111-22-5.0
Net Yards Passing (Sacked-Yds)	214 (0-0)	286 (2-14)
Att-Comp-Int	30-18-0	35-26-1
Third Down Conversions (Pct.)	5-11 (45%)	4-10 (40%)
Fourth Down Conversions (Pct.)	1-1 (100%)	1-1 (100%)
Punts-Avg.	3-35.3	4-42.8
Fumbles-Lost	1-1	1-1
Penalties-Yards	5-40	5-60
Time of Possession	30:52	29:08

INDIVIDUAL STATISTICS

JAGUARS RUSHING: Jones-Drew 23-119 (3 TDs), Thomas 3-26, Garrard 5-29 (1 TD), Jennings 1-1
TEXANS RUSHING: Slaton 12-76, Brown 8-19, Walter 1-11, Schaub 1-5
JAGUARS PASSING: Garrard 30-18-214
TEXANS PASSING: Schaub 35-26-300, 3 TDs, 1 INT
JAGUARS RECEIVING: Sims-Walker 6-81, Jones-Drew 4-28, Holt 3-57, Lewis 1-18, Wilford 1-13, Thomas 1-10, Jennings 1-8, Jones 1-(-1)
TEXANS RECEIVING: Walter 7-96 (1 TD), Daniels 5-38 (1 TD), Johnson 4-86, Slaton 3-37, Leach 3-7, Jones 2-23 (1 TD), Anderson 2-13
SACKS: Jaguars 2 (Ingram 1, Stanley 1), Texans 0
INTERCEPTIONS: Jaguars 1 (Mathis), Texans 0

Attendance: 70,083 Time: 3:08 85 degrees (roof closed)

GAME 4

JAGUARS 37, TITANS 17

OCTOBER 4, 2009
 JACKSONVILLE MUNICIPAL STADIUM,
 JACKSONVILLE, FLORIDA

TENNESSEE TITANS (0-4)	0	3	6	8	-	17
JACKSONVILLE JAGUARS (2-2)	10	17	3	7	-	37

David Garrard threw for 323 yards and three touchdowns as the Jaguars improved to 2-1 in the division with a 37-17 win over Tennessee. The Jaguars registered 442 yards of total offense and forced three turnovers. The Jaguars built a 27-3 lead at halftime as they scored on five of their first seven possessions. The Titans went three-and-out on their first three possessions. The Jaguars took an early 3-0 lead on a 22-yard field goal by Josh Scobee. Rookie Mike Thomas returned a Titans punt 34 yards to set up a nine-yard touchdown run by Maurice Jones-Drew. The Titans scored their only points of the first half on a 29-yard field goal by Rob Bironas early in the second quarter. Thomas returned the ensuing kickoff 42 yards and a 15-yard penalty was added at the end of the play for a horsecollar. Two plays later, Garrard found Mike Sims-Walker for a nine-yard touchdown. Following a Titans punt, Scobee increased the lead to 20-3 with a 50-yard field goal. On the ensuing possession, Gerald Alexander forced a fumble of Chris Johnson and Reggie Nelson recovered for the Jaguars. The Jaguars turned the turnover into points as Garrard found Sims-Walker in the end zone for a 15-yard score with 34 seconds remaining. Garrard directed a 10-play, 51-yard drive to open the second half with Scobee hitting from 33-yards to increase the lead to 30-3. Nate Washington scored the Titans first touchdown on a 14-yard pass from Kerry Collins with 26 seconds left in the third quarter. Collins rushed for a 10-yard score midway through the fourth quarter and Garrard connected with Marcedes Lewis for a 33-yard touchdown to finish the scoring.

TEAM	Q	TIME	SCORING PLAY	DRIVE
Jax.	1	10:02	Scobee 22 field goal	8-60, 3:57
Jax.	1	6:34	Jones-Drew 9 run (Scobee kick)	3-35, 1:23
Ten.	2	9:11	Bironas 29 field goal	14-78, 7:23
Jax.	2	7:35	Sims-Walker 9 pass from Garrard (Scobee kick)	3-46, 1:36
Jax.	2	3:21	Scobee 50 field goal	10-44, 3:08
Jax.	2	0:27	Sims-Walker 15 pass from Garrard (Scobee kick)	6-41, 2:08
Jax.	3	10:05	Scobee 33 field goal	10-51, 4:55
Ten.	3	0:19	Washington 14 pass from Collins (pass failed)	8-80, 1:37
Ten.	4	5:28	Collins 10 run (Johnson run)	11-77, 3:27
Jax.	4	5:02	Lewis 33 pass from Garrard (Scobee kick)	3-40, 0:26

TEAM STATISTICS

	TITANS	JAGUARS
First Downs (Run-Pass-Pen)	19 (5-13-1)	27 (10-15-2)
Total Yards-Plays-Avg.	379-67-5.7	442-69-6.4
Rushing Yards-Attempts-Avg.	95-19-5.0	137-30-4.6
Net Yards Passing (Sacked-Yds)	284 (0-0)	305 (2-18)
Att-Comp-Int	48-29-2	37-27-0
Third Down Conversions (Pct.)	8-16 (50%)	6-13 (46%)
Fourth Down Conversions (Pct.)	1-2 (50%)	0-0
Punts-Avg.	5-42.2	3-37.0
Fumbles-Lost	1-1	1-1
Penalties-Yards	6-68	4-30
Time of Possession	25:53	34:07

INDIVIDUAL STATISTICS

JAGUARS RUSHING: Jennings 9-53, Garrard 8-38, Jones 3-20, Jones-Drew 6-14 (1 TD), Thomas 3-9, Miller 1-3
TITANS RUSHING: Johnson 16-83, Collins 1-10 (1 TD), White 2-2
JAGUARS PASSING: Garrard 37-27-323, 3 TDs
TITANS PASSING: Collins 48-29-284, 1 TD, 2 INTs
JAGUARS RECEIVING: Sims-Walker 7-91 (2 TDs), Thomas 5-31, Lewis 4-76 (1 TD), Holt 3-42, Jones-Drew 3-26, Miller 3-14, Wilford 1-29, Dillard 1-14
TITANS RECEIVING: Britt 7-105, Washington 7-66 (1 TD), Scaife 3-25, Crumpler 3-23, Johnson 3-11, Cook 2-11, Gage 1-15, Hall 1-12, Jones 1-9, White 1-7
SACKS: Jaguars 0, Titans 2 (Tulloch, Hayes)
INTERCEPTIONS: Jaguars 2 (Alexander, Cox), Titans 0

Attendance: 49,014 Time: 3:04 79 degrees

GAME 5

JAGUARS 0, SEAHAWKS 41

OCTOBER 11, 2009
QWEST FIELD, SEATTLE, WASHINGTON

JACKSONVILLE JAGUARS (2-3)	0	0	0	0	-	0
SEATTLE SEAHAWKS (2-3)	3	17	14	7	-	41

The Jaguars snapped a two-game win streak with a 41-0 loss at Seattle. It marked only the third shutout in team history and first since 2004. The Jaguars held the Seahawks to six points on their first five possessions but the Seahawks scored touchdowns on four of their next five drives. The Jaguars turned the ball over twice which led to two touchdowns and managed only 199 yards of total offense. The Seahawks scored the game's first points on a 47-yard field goal by Olindo Mare midway through the first quarter. The Jaguars responded with a nine-play, 68-yard drive highlighted by a 25-yard pass from David Garrard to Torry Holt. The Jaguars failed to convert a fourth-and-one at the Seahawks two-yard line. Mare increased the lead to 6-0 with a 27-yard field goal early in the second quarter. The Jaguars had two consecutive three-and-outs and the Seahawks countered with touchdowns. Matt Hasselbeck found T.J. Houshmandzadeh for a 34-yard touchdown and Nate Burleson for a 44-yard score on back-to-back possessions to take a 20-0 halftime lead. The Jaguars moved the ball inside Seahawks territory on their opening drive of the second half but Garrard fumbled on a first down play and the Seahawks recovered. Three plays later, Hasselbeck hooked up with Houshmandzadeh for a 13-yard score. Following a three-and-out by the Jaguars, Burleson scored on a five-yard reception with 5:59 left in the third quarter. On the ensuing possession, the Jaguars moved the ball to the Seahawks eight-yard line but Garrard was sacked and fumbled. Nick Reed picked it up and raced 79 yards for the game's final points.

TEAM	Q	TIME	SCORING PLAY	DRIVE
Sea.	1	6:19	Mare 47 field goal	11-54, 3:39
Sea.	2	7:59	Mare 27 field goal	11-48, 5:08
Sea.	2	4:43	Houshmandzadeh 34 pass from Hasselbeck (Mare kick)	4-48, 1:32
Sea.	2	2:08	Burleson 44 pass from Hasselbeck (Mare kick)	3-61, 0:58
Sea.	3	10:08	Houshmandzadeh 13 pass from Hasselbeck (Mare kick)	4-32, 1:12
Sea.	3	5:54	Burleson 5 pass from Hasselbeck (Mare kick)	8-48, 3:04
Sea.	4	14:01	Reed 79 fumble return (Mare kick)	

TEAM STATISTICS

	JAGUARS	SEAHAWKS
First Downs (Run-Pass-Pen)	10 (2-8-0)	24 (8-13-3)
Total Yards-Plays-Avg.	199-52-3.8	379-71-5.3
Rushing Yards-Attempts-Avg.	38-15-2.5	143-40-3.6
Net Yards Passing (Sacked-Yds)	161 (5-29)	236 (1-5)
Att-Comp-Int	32-19-0	30-18-0
Third Down Conversions (Pct.)	2-13 (15%)	6-14 (43%)
Fourth Down Conversions (Pct.)	1-2 (50%)	1-1 (100%)
Punts-Avg.	8-46.4	3-44.3
Fumbles-Lost	2-2	2-0
Penalties-Yards	9-73	1-10
Time of Possession	25:16	34:44

INDIVIDUAL STATISTICS

JAGUARS RUSHING: Jones-Drew 12-34, Jennings 2-3, Garrard 1-1

SEAHAWKS RUSHING: James 16-46, Forsett 6-43, Jones 12-34, Hasselbeck 3-23, Wallace 3-(-3)

JAGUARS PASSING: Garrard 31-18-188

SEAHAWKS PASSING: Hasselbeck 30-18-241, 4 TDs

JAGUARS RECEIVING: Holt 7-95, Jones-Drew 5-23, Lewis 3-13, Dillard 2-29, Thomas 1-28, Miller 1-2

SEAHAWKS RECEIVING: Burleson 6-98 (2 TDs), Houshmandzadeh 5-77 (2 TDs), Carlson 2-31, Branch 2-23, James 1-7, Schmitt 1-3, Jones 1-2

SACKS: Jaguars 1 (Landri), Seahawks 5 (Curry 1, Tapp 1, Reed 1, Jackson 1, Wilson 1)

INTERCEPTIONS: Jaguars 0, Seahawks 0

Attendance: 67,228 Time: 2:47 55 degrees

GAME 6

JAGUARS 23, RAMS 20 (OT)

OCTOBER 18, 2009
JACKSONVILLE MUNICIPAL STADIUM,
JACKSONVILLE, FLORIDA

ST. LOUIS RAMS (0-6)	7	3	0	10	0	20
JACKSONVILLE JAGUARS (3-3)	6	0	0	14	3	23

The Jaguars rallied for a 23-20 overtime win against St. Louis thanks to an offense that registered a season-high 492 yards and 33 first downs. Maurice Jones-Drew rushed for 133 yards and scored all three of the club's touchdowns. The Jaguars had a 300-yard passer (David Garrard, 335), two receivers with 100-plus receiving yards (Mike Sims-Walker, 120; Torry Holt, 101) and a 100-yard rusher in the same game for only the third time in franchise history. The Rams took an early lead on a 17-yard touchdown pass from Marc Bulger to Donnie Avery on the opening drive of the game. The Jaguars responded with a five-play, 58-yard drive, highlighted by a 41-yard reception by Holt, and Jones-Drew scored on a four-yard run. The extra point attempt failed after holder Adam Podlesh fumbled the snap. The Rams made it 10-6 with a 52-yard field goal by Josh Brown with 42 seconds left in the first half. The Jaguars took their first lead early in the fourth quarter on a one-yard run by Jones-Drew. Following a three-and-out by the Rams, Garrard was intercepted by Leonard Little at the Jaguars 36-yard line and he returned it for a touchdown. On the ensuing possession, the Jaguars moved the ball 75 yards in 2:43 and Jones-Drew fought his way up the middle for a one-yard touchdown run with two minutes remaining. The Rams moved the ball to the Jaguars nine-yard line and forced overtime with a 27-yard field goal by Brown. The Jaguars won the coin toss and put together a 13-play, 62-yard drive to set up a 36-yard game-winning field goal by Josh Scobee.

TEAM	Q	TIME	SCORING PLAY	DRIVE
STL	1	10:10	Avery 17 pass from Bulger (Brown kick)	9-73, 4:50
Jax.	1	7:43	Jones-Drew 4 run (kick aborted)	5-58, 2:27
STL	2	0:37	Brown 52 field goal	14-51, 6:24
Jax.	4	8:05	Jones-Drew 1 run (Scobee kick)	10-69, 6:08
STL	4	4:36	Little 36 interception return (Brown kick)	
Jax.	4	1:53	Jones-Drew 3 run (Scobee kick)	9-75, 2:43
STL	4	0:04	Brown 27 field goal	9-69, 1:49
Jax.	OT	8:00	Scobee 36 field goal	13-62, 7:00

TEAM STATISTICS

	RAMS	JAGUARS
First Downs (Run-Pass-Pen)	13 (1-11-1)	33 (14-15-4)
Total Yards-Plays-Avg.	262-53-4.9	492-84-5.9
Rushing Yards-Attempts-Avg.	55-18-3.1	166-38-4.4
Net Yards Passing (Sacked-Yds)	207 (1-6)	326 (3-9)
Att-Comp-Int	34-22-1	43-30-2
Third Down Conversions (Pct.)	4-12 (33%)	11-16 (69%)
Fourth Down Conversions (Pct.)	0-0	0-0
Punts-Avg.	6-41.2	4-36.3
Fumbles-Lost	0-0	1-1
Penalties-Yards	6-52	3-15
Time of Possession	24:48	42:12

INDIVIDUAL STATISTICS

JAGUARS RUSHING: Jones-Drew 33-133 (3 TDs), Garrard 4-31, Jennings 1-2

RAMS RUSHING: Jackson 16-50, Gado 1-3, Darby 1-2

JAGUARS PASSING: Garrard 43-30-335, 2 INTs

RAMS PASSING: Bulger 34-22-213, 1 TD, 1 INT

JAGUARS RECEIVING: Sims-Walker 9-120, Thomas 7-52, Holt 5-101, Jones-Drew 5-45, Miller 1-14, Lewis 1-5, Wilford 1-1, Jennings 1-(-3)

RAMS RECEIVING: Jackson 6-78, Burton 5-37, McMichael 3-32, Amendola 3-25, Fells 2-11, Avery 1-17 (1 TD), Darby 1-7, Carter 1-6

SACKS: Jaguars 1 (Ellison), Rams 3 (Ryan, Hall, Little)

INTERCEPTIONS: Jaguars 1 (Mathis), Rams 0

Attendance: 42,088 Time: 3:14 57 degrees

■ David Garrard threw for a career-high 335 yards and his 43 attempts tied for the second-most of his career.

■ Mike Sims-Walker had a career-high nine receptions for 120 yards including a career-long 35-yard reception.

GAME 7

JAGUARS 13, TITANS 30

NOVEMBER 1, 2009
LP FIELD, NASHVILLE, TENNESSEE

JACKSONVILLE JAGUARS (3-4)	0	7	6	0	-	13
TENNESSEE TITANS (1-6)	3	10	10	7	-	30

The Jaguars dropped to 3-4 with a 30-13 loss at AFC South rival Tennessee. The teams combined for 522 rushing yards and a NFL-record four rushing touchdowns of 50-plus yards. The Titans outgained the Jaguars 430 to 330 including 305 rushing yards, the most by a Jaguars opponent in team history. The Titans put together a 13-play opening drive that lasted 7:14 and resulted in a 48-yard field goal by Rob Bironas. The Jaguars went three-and-out on their first two drives. The Titans increased their lead to 10-0 with a six-yard touchdown pass from Vince Young to Nate Washington. David Garrard was intercepted by Rod Hood on the Jaguars next possession and the turnover resulted in a 25-yard field goal by Bironas. On the ensuing possession, Maurice Jones-Drew took his first carry of the game 80 yards for a touchdown to tie for the longest run in franchise history. The extra point was blocked by Michael Griffin. The Jaguars received the ball to start the second half and Jones-Drew raced 79 yards on the first play from scrimmage for his second touchdown of the game. He became only the third player in NFL history with two touchdowns of 75-plus yards. The Titans answered with a 52-yard run by Chris Johnson to make it 20-13. Following a three-and-out by the Jaguars, Bironas added to the lead with a 45-yard field goal on the next possession. Johnson increased the lead with an 89-yard touchdown run to open the fourth quarter to put the game out of reach.

TEAM	Q	TIME	SCORING PLAY	DRIVE
Ten.	1	7:46	Bironas 48 field goal	13-50, 7:14
Ten.	2	9:19	Washington 6 pass from Young (Bironas kick)	8-54, 4:31
Ten.	2	5:50	Bironas 25 field goal	5-27, 2:21
Jax.	2	5:33	Jones-Drew 80 run (Scobee kick)	1-80, 0:17
Jax.	3	14:37	Jones-Drew 79 run (kick blocked)	1-79, 0:23
Ten.	3	11:00	Johnson 52 run (Bironas kick)	7-74, 3:37
Ten.	3	5:00	Bironas 45 field goal	7-40, 3:45
Ten.	4	14:46	Johnson 89 run (Bironas kick)	3-95, 1:13

TEAM STATISTICS

	JAGUARS	TITANS
First Downs (Run-Pass-Pen)	12 (4-8-0)	20 (12-8-0)
Total Yards-Plays-Avg.	330-49-6.7	430-67-6.4
Rushing Yards-Attempts-Avg.	217-16-13.6	305-49-6.2
Net Yards Passing (Sacked-Yds)	113 (4-26)	125 (0-0)
Att-Comp-Int	29-14-2	18-15-0
Third Down Conversions (Pct.)	4-12 (33%)	8-15 (53%)
Fourth Down Conversions (Pct.)	0-0 (0%)	0-0 (0%)
Punts-Avg.	7-44.1	4-48.3
Fumbles-Lost	2-0	0-0
Penalties-Yards	2-27	4-20
Time of Possession	20:17	39:43

INDIVIDUAL STATISTICS

JAGUARS RUSHING: Jones-Drew 8-177 (2 TDs), Garrard 3-22, Jennings 3-8, Thomas 1-7, Jones 1-3

TITANS RUSHING: Johnson 24-228 (2 TDs), White 13-47, Young 12-30

JAGUARS PASSING: Garrard 27-14-139, 2 INTs; McCown 2-0-0

TITANS PASSING: Young 18-15-125, 1 TD

JAGUARS RECEIVING: Thomas 4-55, Wilford 2-18, Holt 2-17, Sims-Walker 2-9, Dillard 1-23, Lewis 1-20, Jennings 1-1, Jones-Drew 1-(-4)

TITANS RECEIVING: Scalfe 4-27, Gage 3-41, Washington 2-22 (1 TD), Crumpler 2-14, Johnson 2-11, Britt 1-7, Cook 1-3

SACKS: Jaguars 0, Titans 4 (Thornton 1, Vanden Bosch 1, Jones 1, Ford 1)

INTERCEPTIONS: Jaguars 0, Titans 2 (Finnegan 1, Hood 1)

Attendance: 69,143 Time: 2:52 59 degrees

■ It marked the first time in NFL history a game featured four rushing touchdowns of 50-plus yards.

■ Maurice Jones-Drew became only the third player in NFL history with two rushing touchdowns of 75-plus yards in the same game, joining Barry Sanders (10/12/97) and Frank Gore (9/20/09).

GAME 8

JAGUARS 24, CHIEFS 21

NOVEMBER 8, 2009
JACKSONVILLE MUNICIPAL STADIUM,
JACKSONVILLE, FLORIDA

KANSAS CITY CHIEFS (1-7)	3	3	0	15	-	21
JACKSONVILLE JAGUARS (4-4)	7	7	3	7	-	24

Wide receiver Mike Sims-Walker registered a career-high 147 receiving yards on six receptions as the Jaguars evened their record at 4-4 with a 24-21 victory. The Jaguars produced 426 yards of offense including 173 rushing yards and had three plays of 30-plus yards in the win. The Jaguars held a 24-6 lead in the fourth quarter before giving up two touchdowns in the final three minutes. The Chiefs took an early 3-0 lead on a 45-yard field goal by Ryan Succop. The Jaguars responded with a nine-play, 79-yard drive, resulting in a 28-yard touchdown run by rookie Rashad Jennings. Midway through the second quarter, Torry Holt fumbled after a three-yard reception and the Chiefs recovered at the Jaguars 20-yard line. The Jaguars defense buckled down and forced a 21-yard field goal by Succop. On the ensuing possession, Garrard connected with Sims-Walker down the left sideline for a 61-yard touchdown. Josh Scobee increased the Jaguars lead to 17-6 with 52 seconds left in the third quarter on 27-yard field goal, the only scoring in the quarter. Rookie Mike Thomas set up the next Jaguars score with a career-long 44-yard punt return to the Chiefs 22-yard line midway through the fourth quarter. Four plays later, Maurice Jones-Drew scored his 11th touchdown of the season on a 10-yard run. Trailing 24-6, Matt Cassel connected with Chris Chambers on a 54-yard touchdown pass with 2:41 left in the game. The Chiefs were successful on an onside kick and Cassel led an eight-play, 68-yard drive capped off with a five-yard touchdown pass to Chambers. Greg Jones recovered the ensuing onside kick for the Jaguars and they ran out the clock.

TEAM	Q	TIME	SCORING PLAY	DRIVE
K.C.	1	9:54	Succop 45 field goal	6-29, 2:53
Jax.	1	4:33	Jennings 28 run (Scobee kick)	9-79, 5:21
K.C.	2	2:38	Succop 21 field goal	5-17, 2:19
Jax.	2	1:02	Sims-Walker 61 pass from Garrard (Scobee kick)	5-84, 1:36
Jax.	3	0:47	Scobee 27 field goal	10-68, 5:22
Jax.	4	4:26	Jones-Drew 10 run (Scobee kick)	5-22, 2:41
K.C.	4	2:32	Chambers 54 pass from Cassel (Succop kick)	6-71, 1:54
K.C.	4	1:01	Chambers 5 pass from Cassel (Charles pass)	8-68, 1:31

TEAM STATISTICS

	CHIEFS	JAGUARS
First Downs (Run-Pass-Pen)	14 (3-10-1)	21 (11-10-0)
Total Yards-Plays-Avg.	301-56-5.4	426-69-6.2
Rushing Yards-Attempts-Avg.	60-14-4.3	173-41-4.2
Net Yards Passing (Sacked-Yds)	241 (3-21)	253 (1-11)
Att-Comp-Int	39-23-0	27-18-0
Third Down Conversions (Pct.)	4-13 (31%)	9-16 (56%)
Fourth Down Conversions (Pct.)	0-0	0-0
Punts-Avg.	7-46.6	4-44.3
Fumbles-Lost	1-0	1-1
Penalties-Yards	1-10	5-31
Time of Possession	23:47	36:13

INDIVIDUAL STATISTICS

JAGUARS RUSHING: Jones-Drew 29-97 (1 TD), Garrard 9-29, Jennings 2-29 (1 TD), Thomas 1-18

CHIEFS RUSHING: Charles 6-36, Smith 4-17, Savage 2-4, Cassel 2-3

JAGUARS PASSING: Garrard 27-18-264, 1 TD

CHIEFS PASSING: Cassel 39-23-262, 2 TDs

JAGUARS RECEIVING: Sims-Walker 6-147 (1 TD), Holt 4-37, Jones-Drew 3-37, Dillard 1-33, Jennings 1-9, Lewis 1-3, Jones 1-0, Thomas 1-(-2)

CHIEFS RECEIVING: Long 8-74, Bowe 4-74, Chambers 3-70 (2 TDs), Charles 3-19, Bradley 1-12, Savage 1-8, Pope 1-5, Smith 1-4, Cox 1-(-4)

SACKS: Jaguars 3 (Smith 1.5, Henderson 1.0, Knighton 0.5), Chiefs 1 (Gilberry)

INTERCEPTIONS: Jaguars 0, Chiefs 0

Attendance: 45,546 Time: 3:05 75 degrees

■ Mike Sims-Walker had a career-high 147 receiving yards, the most by a Jaguars receiver since Jimmy Smith had 147 yards on December 10, 2000 vs. Arizona.

GAME 9

JAGUARS 24, JETS 22

NOVEMBER 15, 2009
MEADOWLANDS, EAST RUTHERFORD, NJ

JACKSONVILLE JAGUARS (5-4)	7	14	0	3	-	24
NEW YORK JETS (4-5)	10	3	0	9	-	22

The Jaguars started the second half of their season with a win at the Meadowlands, driving 79 yards in the final minutes to set up a game-winning field goal by Josh Scobee. The Jaguars had the lead for most of the game until relinquishing it in the fourth quarter. Mark Sanchez was intercepted by Rashean Mathis on the first play from scrimmage. The Jaguars converted the turnover into points as Maurice Jones-Drew scored on a 33-yard run. Scobee tried on an onside kick following the score and the ball was recovered by the Jets at the Jaguars 44-yard line. The Jaguars defense held their ground and forced a 32-yard field goal by Jay Feely. The Jaguars had a chance to increase the lead on their next possession but Scobee hit the left upright from 49 yards. The Jets took the lead on the ensuing possession with a seven-yard pass from Sanchez to Jerico Cotchery. David Garrard engineered an 11-play, 70-yard drive and gave the Jaguars a 14-10 lead with an 11-yard run. Following a Jets punt, Garrard hooked up with Mike Sims-Walker for a 26-yard touchdown to cap off a 10-play, 86-yard drive. Feely was good from 37 yard with 36 seconds left in the half. Both teams failed to move the ball in the third quarter with the teams combining for four punts and two turnovers. Quentin Groves intercepted Sanchez and raced 37 yards to the Jets four-yard line. On second down, Garrard and Jones-Drew mishandled a handoff and the Jets recovered. Following a one-yard run by Shonn Greene, Sanchez hit Brayton Edwards on a 41-yard pass, but Mathis knocked the ball out and it was recovered by John Henderson. Back-to-back Jaguars punts led to Jets scores. The Jets trimmed the lead to 21-16 with a 40-yard field goal by Feely and took the lead with a one-yard run by Thomas Jones. The Jets went for two and failed to convert. The Jaguars took over at the Jets 17-yard line with 4:56 remaining and Garrard hit on four of six passes for 68 yards, highlighted by a 33-yard Marcedes Lewis reception, to move the ball to the Jets 14-yard line. The Jaguars allowed the clock to wind down before Scobee connected on his second game-winning field goal of the season with time expired.

TEAM	Q	TIME	SCORING PLAY	DRIVE
Jax.	1	11:56	Jones-Drew 33 run (Scobee kick)	5-55, 2:40
N.Y.J.	1	8:21	Feely 32 field goal	8-30, 3:35
N.Y.J.	1	1:08	Cotchery 7 pass from Sanchez (Feely kick)	5-61, 1:57
Jax.	2	10:52	Garrard 11 run (Scobee kick)	11-70, 5:16
Jax.	2	2:44	Sims-Walker 26 pass from Garrard (Scobee kick)	10-86, 5:14
N.Y.J.	2	0:36	Feely 37 field goal	7-53, 2:08
N.Y.J.	4	14:39	Feely 40 field goal	14-60, 7:12
N.Y.J.	4	5:04	Jones 1 run (pass failed)	16-77, 7:37
Jax.	4	0:00	Scobee 21 field goal	12-80, 5:04

TEAM STATISTICS

	JAGUARS	JETS
First Downs (Run-Pass-Pen)	18 (6-11-1)	19 (7-10-2)
Total Yards-Plays-Avg.	347-60-5.8	322-60-5.4
Rushing Yards-Attempts-Avg.	139-32-4.3	110-29-3.8
Net Yards Passing (Sacked-Yds)	208 (2-13)	212 (0-0)
Att-Comp-Int	26-16-0	31-16-2
Third Down Conversions (Pct.)	7-13 (54%)	7-13 (54%)
Fourth Down Conversions (Pct.)	1-1 (100%)	1-1 (100%)
Punts-Avg.	4-36.8	2-50.5
Fumbles-Lost	2-1	1-1
Penalties-Yards	5-40	4-26
Time of Possession	31:07	28:53

INDIVIDUAL STATISTICS

JAGUARS RUSHING: Jones-Drew 24-123 (1 TD), Garrard 6-11 (1 TD), Jennings 2-5

JETS RUSHING: Jones 21-77 (1 TD), Greene 7-26, Keller 1-7

JAGUARS PASSING: Garrard 26-16-221, 1 TD

JETS PASSING: Sanchez 30-16-212, 1 TD, 2 INTs; Edwards 1-0-0

JAGUARS RECEIVING: Thomas 4-46, Sims-Walker 3-49 (1 TD), Lewis 2-58, Holt 2-24, Jones-Drew 2-22, Miller 1-11, Dillard 1-7, Jones 1-4

JETS RECEIVING: Cotchery 6-68 (1 TD), Keller 6-58, Edwards 3-79, Clowney 1-7

SACKS: Jaguars 0, Jets 2 (Leonhard 1, Pace 1)

INTERCEPTIONS: Jaguars 2, (Mathis 1, Groves 1), Jets 0

Attendance: 76,313

Time: 2:50

62 degrees

GAME 10

JAGUARS 18, BILLS 15

NOVEMBER 22, 2009
JACKSONVILLE MUNICIPAL STADIUM,
JACKSONVILLE, FLORIDA

BUFFALO BILLS (3-7)	6	3	6	0	-	15
JACKSONVILLE JAGUARS (6-4)	3	7	0	8	-	18

The Jaguars came from behind for the second straight week to capture their third consecutive win, beating Buffalo 18-15. The Jaguars trailed for the majority of the second half until a late drive gave them the lead with less than a minute remaining. Sean Considine intercepted Bills QB Ryan Fitzpatrick on the third play from scrimmage and returned it to the Bills 28-yard line. Josh Scobee gave the Jaguars an early 3-0 lead with a 29-yard field goal. The Bills responded with an 11-play, 72-yard drive that resulted in a game-tying 26-yard field goal by Rian Lindell. On the ensuing possession, David Garrard was intercepted by George Wilson who returned it to the Jaguars nine-yard line. The Jaguars defense buckled down and forced a 28-yard field goal by Lindell. Garrard started to warm up in the second quarter, connecting on six straight passes for 75 yards including a 28-yard pass to Mike Sims-Walker to the Bills one-yard line. Maurice Jones-Drew scored his NFL-leading 13th touchdown of the season on a three-yard run to end the drive. Lindell put the Bills within one, 10-9, with a 22-yard field goal as time expired in the first half. The Jaguars stalled on their first possession of the second half, but Brian Witherspoon tackled Bills returner Roscoe Parrish at the two-yard line on the ensuing punt to back the Bills up. On the first play from scrimmage, Fitzpatrick hooked up with Terrell Owens down the right sideline for a 98-yard touchdown. The Jaguars moved the ball into Bills territory midway through the third quarter, but Garrard fumbled and Spencer Johnson recovered. The Jaguars defense forced a three-and-out on the ensuing possession. The Jaguars obtained the ball with 6:12 remaining and Garrard went to work in the passing game. He completed four of his first five passes for 53 yards to move the ball to the Bills 32-yard line. Following five straight runs by Jones-Drew, Garrard hooked up with Sims-Walker for a three-yard touchdown on a third-and-three with 56 seconds remaining. Garrard converted the two-point conversion with a run up the middle. Fitzpatrick was intercepted by Anthony Smith with 17 seconds remaining on fourth down.

TEAM	Q	TIME	SCORING PLAY	DRIVE
Jax.	1	10:40	Scobee 29 field goal	7-17, 3:24
Buf.	1	4:36	Lindell 26 field goal	11-72, 6:04
Buf.	1	1:59	Lindell 28 field goal	5-(-1), 2:16
Jax.	2	9:30	Jones-Drew 3 run (Scobee kick)	12-78, 7:29
Buf.	2	0:00	Lindell 22 field goal	9-76, 1:58
Buf.	3	11:28	Owens 98 pass from Fitzpatrick (pass failed)	1-98, 0:12
Jax.	4	0:56	Sims-Walker 3 pass from Garrard (Garrard run)	12-68, 5:16

TEAM STATISTICS

	BILLS	JAGUARS
First Downs (Run-Pass-Pen)	14 (1-12-1)	19 (7-11-1)
Total Yards-Plays-Avg.	343-51-6.7	310-66-4.7
Rushing Yards-Attempts-Avg.	53-18-2.9	102-34-3.0
Net Yards Passing (Sacked-Yds)	290 (2-7)	208 (2-7)
Att-Comp-Int	31-18-2	30-21-1
Third Down Conversions (Pct.)	3-11 (27%)	9-15 (60%)
Fourth Down Conversions (Pct.)	0-1 (0%)	0-0
Punts-Avg.	4-50.5	5-44.8
Fumbles-Lost	2-1	3-1
Penalties-Yards	6-43	6-50
Time of Possession	23:36	36:24

INDIVIDUAL STATISTICS

JAGUARS RUSHING: Jones-Drew 25-66 (1 TD), Garrard 6-16, Thomas 1-12, Jennings 2-8,

BILLS RUSHING: Jackson 8-35, Lynch 8-18, Fitzpatrick 1-5, Parrish 1-(-5)

JAGUARS PASSING: Garrard 30-21-215, 1 TD, 1 INT

BILLS PASSING: Fitzpatrick 31-18-297, 1 TD, 2 INTs

JAGUARS RECEIVING: Sims-Walker 8-91 (1 TD), Jones-Drew 4-18, Lewis 3-70, Holt 3-31, Thomas 2-3, Jones 1-2

BILLS RECEIVING: Owens 9-197 (1 TD), Jackson 4-20, Reed 3-40, Nelson 1-25, Evans 1-15

SACKS: Jaguars 2 (Henderson 2), Bills 2 (B. Scott 1, Schobel 1)

INTERCEPTIONS: Jaguars 2 (Considine, A. Smith), Bills 1 (Wilson)

Attendance: 47,757

Time: 2:58

74 degrees

GAME 11

JAGUARS 3, 49ERS 20

NOVEMBER 29, 2009
CANDLESTICK PARK, SAN FRANCISCO, CA

JACKSONVILLE JAGUARS (6-5)	0	3	0	0	-	3
SAN FRANCISCO 49ERS (5-6)	3	14	3	0	-	20

The Jaguars outgained the 49ers 357 to 284 but managed only three points as they dropped to 6-5 with a 20-3 loss on the road. The Jaguars had two turnovers, both in the red zone, and two missed field goals. Quarterback David Garrard recorded his third 300-yard passing game of the season, finishing 25 of 36 for 307 yards. The 49ers went 51 yards on 10 plays on the opening possession of the game capped by a 46-yard field goal by Joe Nedney. Following two punts, the Jaguars moved the ball to the 49ers 22-yard line early in the second quarter but Josh Scobee was wide left on a 40-yard field goal attempt. On the ensuing possession, Alex Smith connected on four passes including a 27-yard strike down the middle to rookie Michael Crabtree to set up a three-yard touchdown reception by Vernon Davis. Following two stalled possessions by the Jaguars, the 49ers converted a fourth-and-one with a 30-yard pass from Smith to Davis. The 49ers increased the lead to 17-0 two plays later with a four-yard pass from Smith to Frank Gore. The Jaguars scored their only points with a 32-yard field goal by Scobee as time expired in the first half. The Jaguars received the ball to the start the second half and Garrard completed four straight passes for 59 yards to move the ball to the 49ers 17-yard line. On second down, Garrard fumbled after being sacked by Manny Lawson and the 49ers recovered. Nedney increased the lead to 20-3 with a 27-yard field goal. On the ensuing possession, Garrard engineered a 14-play drive but was sacked and fumbled on fourth down at the 49ers 14-yard line. Following a 49ers punt, the Jaguars moved the ball 85 yards but the drive ended with a 21-yard missed field goal by Scobee.

TEAM	Q	TIME	SCORING PLAY	DRIVE
S.F.	1	10:03	Nedney 46 field goal	10-51, 4:57
S.F.	2	8:58	Davis 3 pass from Smith (Nedney kick)	10-70, 4:50
S.F.	2	0:52	Gore 4 pass from Smith (Nedney kick)	9-59, 3:06
Jax.	2	0:00	Scobee 32 field goal	5-58, 0:52
S.F.	3	7:29	Nedney 27 field goal	10-64, 4:53

TEAM STATISTICS

	JAGUARS	49ERS
First Downs (Run-Pass-Pen)	18 (4-14-0)	15 (5-9-1)
Total Yards-Plays-Avg.	357-61-5.9	284-61-4.7
Rushing Yards-Attempts-Avg.	96-19-5.1	52-20-2.6
Net Yards Passing (Sacked-Yds)	261 (6-46)	232 (0-0)
Att-Comp-Int	36-25-0	41-27-0
Third Down Conversions (Pct.)	3-12 (25%)	8-16 (50%)
Fourth Down Conversions (Pct.)	1-3 (33%)	1-1 (100%)
Punts-Avg.	4-43.3	5-50.2
Fumbles-Lost	2-2	0-0
Penalties-Yards	6-60	1-5
Time of Possession	29:16	30:44

INDIVIDUAL STATISTICS

JAGUARS RUSHING: Jones-Drew 15-75, Jennings 2-11, Garrard 2-10
49ERS RUSHING: Gore 16-33, Walker 1-11, Smith 3-8
JAGUARS PASSING: Garrard 36-25-307
49ERS PASSING: Smith 41-27-232, 2 TDs
JAGUARS RECEIVING: Jones-Drew 5-35, Thomas 4-62, Holt 4-50, Sims-Walker 4-46, Lewis 3-40, Wilford 2-39, Jennings 2-25, Miller 1-10
49ERS RECEIVING: Gore 7-14 (1 TD), Davis 6-69 (1 TD), Morgan 6-43, Crabtree 4-54, Walker 4-52
SACKS: Jaguars 0, 49ers 6 (Smith 1.5, Haralson 1.5, Lawson 1, Spikes 1, Willis 0.5, Evans 0.5)
INTERCEPTIONS: Jaguars 0, 49ers 0

Attendance: 69,732 Time: 2:54 68 degrees

- RB Maurice Jones-Drew joined Fred Taylor as the only players in franchise history to post a 1,000-yard rushing season.
- WR Torry Holt surpassed Andre Reed (13,198) for 10th place in NFL history for most receiving yards.
- QB David Garrard reached 12,000 career passing yards and joined Mark Brunell as the only two quarterbacks in team history to accomplish the feat.

GAME 12

JAGUARS 23, TEXANS 18

DECEMBER 6, 2009
JACKSONVILLE MUNICIPAL STADIUM,
JACKSONVILLE, FLORIDA

HOUSTON TEXANS (5-7)	0	7	5	6	-	18
JACKSONVILLE JAGUARS (7-5)	3	17	3	0	-	23

The Jaguars recorded a season-high three interceptions as they held on for a 23-18 win over AFC South foe Houston at home. Texans QB Matt Schaub was sacked by Derrick Harvey on the club's first play from scrimmage and Schaub left the game with a shoulder injury. Rex Grossman stepped in and was intercepted by Anthony Smith on his second pass. The Texans defense held their ground on fourth-and-goal from the one and the Jaguars defense proved their worth as well, forcing a three-and-out on the ensuing possession. The Jaguars took a 10-0 lead in the second quarter on a 35-yard touchdown reception by first-year wide receiver Nate Hughes. Following a Texans punt, Garrard hit rookie Zach Miller for a career-long 62-yard completion. Two plays later, Garrard found tight end Ernest Wilford for a four-yard touchdown. Schaub returned to the game with 6:59 remaining in the first half and led the Texans to their first touchdown, an eight-yard run by Chris Brown. Trailing 20-7, Matt Turk pinned the Jaguars at their own three-yard line early in the third quarter. Garrard was tackled in the end zone for a safety on the second play from scrimmage. Justin Durant intercepted Schaub on the ensuing drive and returned it 27 yards to the Texans 40-yard line. After another Scobee field goal, the Texans were forced to punt on their ensuing possession and rookie Mike Thomas muffed the punt and the Texans recovered at the 16-yard line. The Jaguars defense forced a 32-yard field goal by Kris Brown to make it 23-12. Following a Jaguars punt, the Texans moved the ball to the Jaguars five-yard line, but Brown's pass was intercepted by Alexander at the one-yard line to thwart the drive. Andre Johnson cut the deficit to 23-12 with a one-yard touchdown catch from Schaub with 4:07 remaining but the two-point conversion failed. The Jaguars picked up two first downs to run out the clock.

TEAM	Q	TIME	SCORING PLAY	DRIVE
Jax.	1	10:44	Scobee 51 field goal	8-48, 4:16
Jax.	2	14:08	Hughes 35 pass from Garrard (Scobee kick)	4-46, 1:17
Jax.	2	7:06	Wilford 4 pass from Garrard (Scobee kick)	6-80, 2:42
Hou.	2	1:56	C. Brown 8 run (K. Brown kick)	10-82, 5:10
Jax.	2	0:05	Scobee 46 field goal	9-52, 1:51
Hou.	3	12:23	Garrard tackled in end zone for safety	
Jax.	3	4:33	Scobee 24 field goal	12-34, 5:44
Hou.	3	0:13	K. Brown 32 field goal	4-2, 2:04
Hou.	4	4:01	Johnson 1 pass from Schaub (pass failed)	9-46, 3:24

TEAM STATISTICS

	TEXANS	JAGUARS
First Downs (Run-Pass-Pen)	19 (7-10-2)	19 (7-11-1)
Total Yards-Plays-Avg.	305-61-5.0	323-68-4.8
Rushing Yards-Attempts-Avg.	72-22-3.3	107-36-3.0
Net Yards Passing (Sacked-Yds)	233 (2-7)	216 (4-22)
Att-Comp-Int	37-22-3	28-15-0
Third Down Conversions (Pct.)	5-15 (33%)	8-16 (50%)
Fourth Down Conversions (Pct.)	1-1 (100%)	1-2 (50%)
Punts-Avg.	5-45.0	3-49.3
Fumbles-Lost	1-0	2-1
Penalties-Yards	6-37	4-45
Time of Possession	29:53	30:07

INDIVIDUAL STATISTICS

JAGUARS RUSHING: Jones-Drew 24-76, Jennings 2-14, Garrard 8-13, Thomas 2-4
TEXANS RUSHING: Moats 12-41, C. Brown 6-15 (1 TD), Schaub 1-7, Grossman 3-9
JAGUARS PASSING: Garrard 28-15-238, 2 TDs
TEXANS PASSING: Schaub 27-19-207, 1 TD, 1 INT; Grossman 9-3-33, 1 INT; C. Brown 1-0-0, 1 INT
JAGUARS RECEIVING: Miller 3-74, Thomas 3-21, Holt 2-24, Wilford 2-11 (1 TD), Lewis 1-47, Hughes 1-35 (1 TD), Sims-Walker 1-12, Jennings 1-8, Jones-Drew 1-6
TEXANS RECEIVING: Johnson 7-99 (1 TD), Walter 4-54, Anderson 4-39, Moats 3-24, C. Brown 2-11, Dressen 1-8, Leach 1-5
SACKS: Jaguars 2 (Harvey 1, Durant 1), Texans 4 (Ryans 1, Williams 1, Smith 1.0, Cody 0.5, Barwin 0.5)
INTERCEPTIONS: Jaguars 3 (A. Smith, Durant, Alexander), Texans 0
Attendance: 42,079 Time: 2:56 54 degrees

GAME 13

JAGUARS 10, DOLPHINS 14

DECEMBER 13, 2009
**JACKSONVILLE MUNICIPAL STADIUM,
 JACKSONVILLE, FLORIDA**

MIAMI DOLPHINS (7-6)	7	7	0	0	-	14
JACKSONVILLE JAGUARS (7-6)	0	7	3	0	-	10

The Jaguars forced four fumbles, recovered three, and had one interception but it wasn't enough as the Dolphins held on for a 14-10 victory. The Dolphins outgained the Jaguars 224 to 82 in the first half and never relinquished the lead. Ricky Williams gave the Dolphins a 7-0 lead with a one-yard touchdown run late in the first quarter. Following a three-and-out by the Jaguars, the Dolphins put together a 13-play, 74-yard drive that resulted in a one-yard touchdown run by Chad Henne. David Garrard engineered a 12-play, 74-yard drive on the ensuing possession and it was capped with a one-yard touchdown run by Maurice Jones-Drew. The Jaguars started the second half with a three-and-out and then the Dolphins moved the ball to the Jaguars 20-yard line but Dan Carpenter hit the right upright on a 38-yard field goal. Two plays later, Garrard found Torry Holt for a season-long 63-yard reception to the Dolphins 11-yard line. The Jaguars had to settle for a 25-yard field goal by Josh Scobee. The Jaguars faced a fourth-and-one from their own 35-yard line with 10:04 remaining in the game and converted on a 13-yard run by Jones-Drew. Three plays later, Garrard's pass across the middle to Mike Sims-Walker on a fourth-and-three was incomplete. The Dolphins retained possession and Henne was intercepted by rookie Derek Cox on the first play from scrimmage. Both teams were forced to punt on their next possessions and the Jaguars took control of the ball with 3:30 remaining at their own 31-yard line. The Jaguars moved the ball to the Dolphins 46-yard line, but Garrard was stuffed for a four-yard loss on a fourth-and-three run. The Dolphins ran the clock down to 24 seconds before punting the ball away. Garrard was sacked on first down and time expired.

TEAM	Q	TIME	SCORING PLAY	DRIVE
Mia.	1	2:33	Williams 1 run (Carpenter kick)	13-67, 6:47
Mia.	2	8:33	Henne 1 run (Carpenter kick)	13-74, 7:22
Jax.	2	2:32	Jones-Drew 1 run (Scobee kick)	12-74, 6:01
Jax.	3	4:55	Scobee 25 field goal	7-63, 2:56

TEAM STATISTICS

	DOLPHINS	JAGUARS
First Downs (Run-Pass-Pen)	22 (8-14-0)	10 (5-3-2)
Total Yards-Plays-Avg.	354-71-5.0	217-54-4.0
Rushing Yards-Attempts-Avg.	146-40-3.7	95-25-3.8
Net Yards Passing (Sacked-Yds)	208 (2-12)	122 (3-17)
Att-Comp-Int	29-21-1	26-11-0
Third Down Conversions (Pct.)	8-15 (53%)	3-14 (21%)
Fourth Down Conversions (Pct.)	1-1 (100%)	1-3 (33%)
Punts-Avg.	5-43.8	7-43.1
Fumbles-Lost	5-2	1-0
Penalties-Yards	4-27	2-10
Time of Possession	35:06	24:54

INDIVIDUAL STATISTICS

JAGUARS RUSHING: Jones Drew 18-59 (1 TD), Garrard 6-26, Jennings 1-10
DOLPHINS RUSHING: Williams 28-108 (1 TD), Polite 4-18, Ginn 1-16, Hillard 2-3, Henne 4-1 (1 TD), Bess 1-0
JAGUARS PASSING: Garrard 26-11-139
DOLPHINS PASSING: Henne 29-21-220, 1 INT
JAGUARS RECEIVING: Holt 2-71, Lewis 2-30, Jones-Drew 2-24, Jennings 2-(-2), Sims-Walker 1-6, Thomas 1-5, Wilford 1-5
DOLPHINS RECEIVING: Camarillo 7-110, Hartline 3-34, Bess 3-22, Haynos 2-15, Polite 2-13, Williams 2-7, Ginn 1-12, Hillard 1-7
SACKS: Jaguars 2 (Harvey 1, Knighton 1), Dolphins 3 (Torbor 1, Porter 1, Wake 1)
INTERCEPTIONS: Jaguars 1 (Cox 1), Dolphins 0

Attendance: 60,457 Time: 2:53 75 degrees

GAME 14

JAGUARS 31, COLTS 35

DECEMBER 17, 2009
**JACKSONVILLE MUNICIPAL STADIUM,
 JACKSONVILLE, FLORIDA**

INDIANAPOLIS COLTS (14-0)	0	21	7	7	-	35
JACKSONVILLE JAGUARS (7-7)	3	14	14	0	-	31

David Garrard tied his career-high with three touchdown passes and Maurice Jones-Drew finished with two touchdowns and 110 rushing yards but it wasn't enough as the Jaguars fell 35-31 to the Indianapolis Colts on Thursday Night Football. The teams combined for 714 total yards and nine touchdowns. The Jaguars took an early 3-0 lead on a 50-yard field goal by Josh Scobee. The Colts went ahead with a six-yard touchdown pass from Peyton Manning to Dallas Clark in the second quarter. The Jaguars answered with an 11-play drive capped by a Jones-Drew nine-yard touchdown reception. The lead didn't last long as Chad Simpson returned the ensuing kickoff 93 yards for a score. Garrard engineered a 10-play, 71-yard drive and the Jaguars regained the lead at 17-14 with a three-yard touchdown run by Jones-Drew. The Colts responded with a 23-yard touchdown pass from Manning to Austin Collie with 35 seconds left in the first half. Manning was intercepted by linebacker Daryl Smith on the opening possession of the second half and the Jaguars turned the turnover into points with a 16-yard touchdown reception by Mike Sims-Walker. On the next possession, Manning connected with Reggie Wayne on back-to-back completions of 21 and 16 yards and Clark finished the drive with a 27-yard catch across the middle to put the Colts ahead 24-21. Rookie Mike Thomas took the ensuing kickoff a career-best 43 yards and ended the drive with a 13-yard touchdown reception. Leading 31-28, the Jaguars forced the Colts high-powered offense to punt on their next two possessions while the Jaguars did the same. The Colts took over at their own 30-yard line with 6:05 remaining and Manning hooked up with Wayne for a 65-yard touchdown on the third play from scrimmage. The Jaguars were forced to punt on the ensuing possession, but the defense buckled down and forced a Colts punt. Garrard hit on his first two passes to move the ball to the Colts 47-yard line at the two-minute warning but he was intercepted by Jacob Lacey on a pass intended for Thomas.

TEAM	Q	TIME	SCORING PLAY	DRIVE
Jax.	1	7:27	Scobee 50 field goal	13-41, 7:33
Ind.	2	14:13	Clark 6 pass from Manning (Stover kick)	14-80, 8:14
Jax.	2	8:25	Jones-Drew 9 pass from Garrard (Scobee kick)	11-61, 5:48
Ind.	2	8:12	Simpson 93 kickoff return (Stover kick)	0-0, 0:13
Jax.	2	2:58	Jones-Drew 3 run (Scobee kick)	10-71, 5:14
Ind.	2	0:35	Collie 23 pass from Manning (Stover kick)	6-68, 2:23
Jax.	3	8:32	Sims-Walker 16 pass from Garrard (Scobee kick)	9-39, 3:45
Ind.	3	5:28	Clark 27 pass from Manning (Stover kick)	7-80, 3:04
Jax.	3	0:47	Thomas 13 pass from Garrard (Scobee kick)	9-46, 4:41
Ind.	4	5:23	Wayne 65 pass from Manning (Stover kick)	3-70, 0:42

TEAM STATISTICS

	COLTS	JAGUARS
First Downs (Run-Pass-Pen)	18 (2-16-0)	25 (9-16-0)
Total Yards-Plays-Avg.	369-53-7.0	345-76-4.5
Rushing Yards-Attempts-Avg.	61-23-2.7	139-34-4.1
Net Yards Passing (Sacked-Yds)	308 (0-0)	206 (2-17)
Att-Comp-Int	30-23-1	40-23-1
Third Down Conversions (Pct.)	8-12 (67%)	10-16 (63%)
Fourth Down Conversions (Pct.)	0-0	1-1 (100%)
Punts-Avg.	3-43.0	3-44.7
Fumbles-Lost	0-0	1-0
Penalties-Yards	5-40	4-22
Time of Possession	24:34	35:26

INDIVIDUAL STATISTICS

JAGUARS RUSHING: Jones Drew 27-110 (1 TD), Jennings 5-23, Garrard 2-6
COLTS RUSHING: Addai 16-59, Hart 3-3, Collie 1-2, Manning 3-(-3)
JAGUARS PASSING: Garrard 40-23-223, 3 TDs, 1 INT
COLTS PASSING: Manning 30-23-308, 4 TDs, 1 INT
JAGUARS RECEIVING: Sims-Walker 6-64 (1 TD), Jones-Drew 5-30 (1 TD), Lewis 4-53, Holt 3-38, Thomas 2-20 (1 TD), Wilford 1-7, Miller 1-6, Jennings 1-5
COLTS RECEIVING: Clark 7-95 (2 TDs), Wayne 5-132 (1 TD), Collie 3-27 (1 TD), Addai 3-14, Garcon 2-16, Hart 1-11, Tamme 1-8, Robinson 1-5
SACKS: Jaguars 0, Colts 2 (Foster 2)
INTERCEPTIONS: Jaguars 1 (D. Smith 1), Colts 1 (Lacey)

Attendance: 63,753 Time: 2:52 56 degrees

GAME 15

JAGUARS 7, PATRIOTS 35

DECEMBER 27, 2009
GILLETTE STADIUM, FOXBORO, MA

JACKSONVILLE JAGUARS (7-8)	0	0	0	7	-	7
NEW ENGLAND PATRIOTS (10-5)	7	21	0	7	-	35

Tom Brady threw for four touchdowns, three to wide receiver Randy Moss, as the Patriots beat the Jaguars 35-7 at Gillette Stadium in a game with playoff implications. The Jaguars were outscored 28-0 in the first half and managed only 275 total yards. The Jaguars won the coin toss and deferred to the second half. Brady led the Patriots 82 yards on the opening possession but John Henderson forced a fumble of Laurence Maroney at the goal line and Daryl Smith recovered for the Jaguars. Maurice Jones-Drew gained 22 yards on four consecutive runs to help move the Jaguars to their own 35-yard line. After Mike Thomas was stopped for no gain on third-and-one, the Jaguars went for it on fourth down and Jones-Drew was stopped for no gain. Four plays later, Brady hooked up with Moss for a two-yard touchdown. On the ensuing possession, Garrard was intercepted by Brandon Meriweather and the Patriots went ahead 14-0 on a Chris Baker 26-yard touchdown reception. The Jaguars punted on their next four possessions while the Patriots scored touchdowns on two of three possessions to end the first half. Sammy Morris had a one-yard touchdown run and Brady and Moss hooked up from six yards with less than a minute remaining in the half. Trailing 28-0, the Jaguars moved the ball 69 yards on 16 plays to open the second half. Faced with a third-and-goal from the five-yard line, Shawn Springs stepped in front of a Garrard pass to end the drive. The Patriots added to the lead with Moss' third touchdown reception on the first play of the fourth quarter. Following a 22-yard run by Rashad Jennings, Garrard hit on three consecutive passes for 46 yards and capped the drive with a two-yard touchdown run. The Patriots ran 12:12 off the clock with a 20-play drive before turning the ball over on downs.

TEAM	Q	TIME	SCORING PLAY	DRIVE
N.E.	1	2:48	Moss 2 pass from Brady (Gostkowski kick)	4-35, 1:59
N.E.	2	14:54	Baker 26 pass from Brady (Gostkowski kick)	2-27, 0:12
N.E.	2	5:04	Morris 1 run (Gostkowski kick)	6-75, 3:03
N.E.	2	0:45	Moss 6 pass from Brady (Gostkowski kick)	7-67, 2:06
N.E.	4	14:54	Moss 17 pass from Brady (Gostkowski kick)	10-90, 6:32
Jax.	4	12:41	Garrard 2 run (Scobee kick)	5-70, 2:13

TEAM STATISTICS

	JAGUARS	PATRIOTS
First Downs (Run-Pass-Pen)	16 (7-9-0)	26 (12-14-0)
Total Yards-Plays-Avg.	275-52-5.3	464-62-7.5
Rushing Yards-Attempts-Avg.	98-25-3.9	197-36-5.5
Net Yards Passing (Sacked-Yds)	177 (2-8)	267 (0-0)
Att-Comp-Int	25-19-2	26-23-0
Third Down Conversions (Pct.)	4-11 (36%)	6-10 (60%)
Fourth Down Conversions (Pct.)	1-2 (50%)	2-3 (67%)
Punts-Avg.	4-38.8	1-42.0
Fumbles-Lost	1-0	1-1
Penalties-Yards	1-5	2-10
Time of Possession	27:35	32:25

INDIVIDUAL STATISTICS

JAGUARS RUSHING: Jones-Drew 18-63, Jennings 2-25, Garrard 4-10 (1 TD), Thomas 1-0
PATRIOTS RUSHING: Morris 12-95 (1 TD), Faulk 6-41, Taylor 11-35, Maroney 5-22, Brady 2-4
JAGUARS PASSING: Garrard 25-19-185, 2 INTs
PATRIOTS PASSING: Brady 26-23-267, 4 TDs
JAGUARS RECEIVING: Thomas 6-57, Jones-Drew 3-35, Jennings 3-19, Holt 2-23, Sims-Walker 2-19, Miller 2-12, Hughes 1-20
PATRIOTS RECEIVING: Welker 13-138, Moss 4-45 (3 TDs), Baker 2-32 (1 TD), Edelman 1-28, Watson 1-14, Aiken 1-7, Morris 1-3
SACKS: Jaguars 0, Patriots 2 (Banta-Cain 1.5, Guyton 0.5)
INTERCEPTIONS: Jaguars 0, Patriots 2 (Meriweather 1, Springs 1)

Attendance: 68,756 Time: 2:36 55 degrees

GAME 16

JAGUARS 17, BROWNS 23

JANUARY 3, 2010
CLEVELAND BROWNS STADIUM,
CLEVELAND, OHIO

JACKSONVILLE JAGUARS (7-9)	3	0	0	14	-	17
CLEVELAND BROWNS (5-11)	3	10	7	3	-	23

The Jaguars dropped their fourth straight game as they concluded the regular season with a 23-17 loss at Cleveland. Temperature at kickoff was 16 degrees with a wind chill of minus-one, the third-coldest game in franchise history. The Browns received the ball to start the game and drove 44 yards on nine plays to set up a 27-yard field goal by Phil Dawson. Both teams punted on their next possession. Winds played havoc with punts throughout the game and it helped set up the Jaguars first score. Reggie Hodges' 32-yard punt was downed at the Browns 41-yard line at the 5:20 mark of the first quarter. The Jaguars tied the game with 47-yard field goal by Josh Scobee. The Browns went ahead 10-3 on a 14-yard run by Joshua Cribbs with 3:58 left in the first half. On the ensuing possession, David Garrard was intercepted by Eric Wright who returned it 19 yards to the Jaguars 34-yard line. The Jaguars defense buckled down and forced a 21-yard field goal by Dawson. Scobee was wide right on a 43-yard field goal attempt on the club's first possession of the second half. On the ensuing possession, Jerome Harrison converted a fourth-and-one with a six-yard touchdown run. Trailing 20-3, the Garrard hit on four of five passes as the Jaguars moved the ball 79 yards capped by a six-yard touchdown reception by rookie Zach Miller. The Browns responded with a 33-yard field goal by Dawson. Garrard engineered a 16-play, 95-yard drive that resulted in a 15-yard touchdown pass to Miller as time expired.

TEAM	Q	TIME	SCORING PLAY	DRIVE
Cle.	1	10:57	Dawson 27 field goal	9-44, 4:03
Jax.	1	2:20	Scobee 47 field goal	6-12, 3:00
Cle.	2	3:51	Cribbs 14 run (Dawson kick)	7-57, 3:22
Cle.	2	1:44	Dawson 21 field goal	6-31, 1:51
Cle.	3	4:03	Harrison 6 run (Dawson kick)	10-67, 5:53
Jax.	4	10:30	Miller 6 pass from Garrard (Scobee kick)	9-79, 3:48
Cle.	4	2:17	Dawson 33 field goal	14-60, 8:13
Jax.	4	0:00	Miller 15 pass from Garrard (Scobee kick)	16-95, 2:17

TEAM STATISTICS

	JAGUARS	BROWNS
First Downs (Run-Pass-Pen)	18 (6-12-0)	18 (13-4-1)
Total Yards-Plays-Avg.	328-66-5.0	300-60-5.0
Rushing Yards-Attempts-Avg.	131-24-5.5	214-49-4.4
Net Yards Passing (Sacked-Yds)	197 (3-5)	86 (0-0)
Att-Comp-Int	39-22-1	11-7-1
Third Down Conversions (Pct.)	9-17 (53%)	5-14 (36%)
Fourth Down Conversions (Pct.)	2-2 (100%)	2-2 (100%)
Punts-Avg.	4-36.3	3-35.7
Fumbles-Lost	2-0	1-0
Penalties-Yards	3-20	3-15
Time of Possession	27:02	32:58

INDIVIDUAL STATISTICS

JAGUARS RUSHING: Jones-Drew 16-82, Garrard 5-40, Jennings 3-9
BROWNS RUSHING: Harrison 33-127 (1 TD), Cribbs 6-47 (1 TD), Jennings 9-38, Anderson 1-2
JAGUARS PASSING: Garrard 39-22-202, 2 TDs, 1 INT
BROWNS PASSING: Anderson 11-7-86, 1 INT
JAGUARS RECEIVING: Miller 8-69 (2 TDs), Thomas 7-65, Jennings 3-31, Sims-Walker 2-28, Jones-Drew 1-6, Potter 1-3
BROWNS RECEIVING: Royal 2-34, Harrison 2-20, Moore 2-18, Massaquoi 1-14
SACKS: Jaguars 0, Browns 3 (Maiava 1.5, Smith 0.5, Trusnik 0.5)
INTERCEPTIONS: Jaguars 1 (D. Cox), Browns 1 (Wright)

Attendance: 66,935 Time: 2:46 16 degrees (-1 wind chill)

JAGUARS 2009 DRIVE CHART

Week 1 – Sept. 13 at Indianapolis Colts

JAX	Start	Plys	Yds	End	Deep	Result	IND	Start	Plys	Yds	End	Deep	Result
1.	J20	9	37	I43	I43	Punt	1.	I20	10	76	J 4	J 4*#	Interception
2.	J35	11	59	I 6	I 6*#	Field goal	2.	I12	12	58	J26	J26	Fumble
3.	J31	8	41	I28	I28	Field goal	3.	I22	11	78	EZ	J 3*#	Touchdown
4.	I45	1	0	I45	I45	Missed FG	4.	I37	4	9	I46	I46	Failed 4 th down
5.	J28	5	27	I45	I45	Punt	5.	I14	10	86	EZ	J35	Touchdown
6.	J20	3	5	J25	J25	Punt	6.	I37	3	9	I46	I46	Punt
7.	J 9	3	-2	J 7	J 9	Punt	7.	J34	4	0	J34	J34	Missed FG
8.	J42	11	58	EZ	I 7*	Touchdown	8.	I20	7	36	J44	J44	Punt
9.	J 1	3	9	J10	J10	Punt	9.	I33	7	32	J35	J35	Failed 4 th down
10.	J35	4	2	J37	J37	Failed 4 th down	10.	J37	3	-4	J40	J37	End of game

Week 2 – Sept. 20 vs. Arizona Cardinals

JAX	Start	Plys	Yds	End	Deep	Result	ARZ	Start	Plys	Yds	End	Deep	Result
1.	J26	7	62	A12	A11*	Field goal	1.	A25	11	75	EZ	J 1*#	Touchdown
2.	J20	3	-3	J17	J20	Punt	2.	A20	8	53	J27	J27	Field goal
3.	A26	4	-2	A28	A24	Blocked FG(ret-TD)	3.	A29	7	41	J41	J41	Fumble
4.	J20	6	19	J39	J39	Punt	4.	A32	7	68	EZ	J 5*#	Touchdown
5.	J21	5	55	A35	A35	Fumble	5.	A17	1	-1	A17	A17	End of half
6.	J14	3	8	J22	J23	Punt	6.	A32	7	38	J30	J23	Missed field goal
7.	J20	4	22	J42	J42	Punt	7.	J38	4	38	EZ	J22	Touchdown
8.	J37	6	8	J45	50	Fumble	8.	A28	6	19	A47	J48	Punt
9.	J36	8	64	EZ	A25	Touchdown	9.	A20	3	0	A20	A20	Punt
10.	J15	14	85	EZ	A19*	Touchdown	10.	A31	4	21	J48	J43	Punt
11.	J38	5	31	A31	A28	Failed 4 th down	11.	J41	4	11	J29	J27	End of game
12.	J20	4	21	J41	J41	Interception							

Week 3 – Sept. 27 at Houston Texans

JAX	Start	Plys	Yds	End	Deep	Result	HOU	Start	Plys	Yds	End	Deep	Result
1.	J 8	8	59	H33	H33	Field goal	1.	H21	8	42	J37	J37	Interception
2.	J11	3	-2	J 9	J11	Punt	2.	H21	6	34	J45	J45	Punt
3.	J31	10	69	EZ	H 2*#	Touchdown	3.	J44	3	44	EZ	J18*	Touchdown
4.	J20	3	4	J24	J24	Punt	4.	H26	4	36	J38	J38	Punt
5.	J24	4	76	EZ	J39	Touchdown	5.	J49	5	49	EZ	J 9*	Touchdown
6.	J38	1	-6	J33	J38	End of half	6.	H34	10	66	EZ	J 2*#	Touchdown
7.	J17	10	83	EZ	H 1*#	Touchdown	7.	H18	11	74	J 8	J 8*	Field goal
8.	J13	10	87	EZ	H 8*#	Touchdown	8.	H19	4	4	H23	H30	Punt
9.	J27	6	29	H44	H39	Punt	9.	H11	3	0	H11	H11	Punt
10.	J40	2	9	J40	J40	Fumble	10.	J49	6	48	J 2	J 2*#	Fumble
11.	J20	5	16	J37	J38	End of game							

Week 4 – Oct. 4 vs. Tennessee Titans

JAX	Start	Plys	Yds	End	Deep	Result	TEN	Start	Plys	Yds	End	Deep	Result
1.	J36	8	60	T 4	T 4*#	Field goal	1.	T20	3	2	T22	T22	Punt
2.	T35	3	35	EZ	T 9*#	Touchdown	2.	T20	3	8	T28	T28	Punt
3.	J26	6	34	T40	T40	Punt	3.	T20	3	9	T29	T29	Punt
4.	T46	3	46	EZ	T 9*#	Touchdown	4.	T11	14	78	J11	J11*	Field goal
5.	J24	10	44	T32	T32	Field goal	5.	T22	3	9	T31	T31	Punt
6.	T41	6	41	EZ	T15*#	Touchdown	6.	T21	2	18	T30	T30	Fumble
7.	T26	2	-11	T37	T26	Missed field goal	7.	T20	2	18	T38	T38	Interception
8.	J34	10	51	T15	T15*	Field goal	8.	T17	9	53	J30	J30	Interception
9.	J11	6	40	T49	T46	Punt	9.	T20	8	80	EZ	J14*	Touchdown
10.	J20	7	68	T23	T12*	Fumble	10.	T12	3	4	T16	T16	Punt
11.	T45	3	-3	T48	T41	Punt	11.	T23	11	77	EZ	J10*	Touchdown
12.	T40	3	40	EZ	T33	Touchdown	12.	T20	7	22	T42	T42	Failed 4 th down
13.	T42	6	9	T32	T32	End of game							

Underlined = last drive of first half; * = Inside the 20; # = Goal-to-go; @ = Overtime possession

Week 5 – Oct. 11 at Seattle Seahawks

JAX	Start	Plys	Yds	End	Deep	Result	SEA	Start	Plys	Yds	End	Deep	Result
1.	J11	4	17	J28	J28	Punt	1.	S23	6	34	J43	J43	Punt
2.	J30	9	68	S 2*	S 2*	Failed 4 th down	2.	S17	11	54	J29	J29	Field goal
3.	J21	3	1	J22	J22	Punt	3.	S 2	5	20	S22	S22	Punt
4.	J 4	3	2	J 6	J 6	Punt	4.	S38	3	3	S41	S41	Punt
5.	J 8	3	-3	J 5	J 9	Punt	5.	S44	11	48	J 8	J 8*	Field goal
6.	J26	3	-5	J21	J27	Punt	6.	J48	4	48	EZ	J34	Touchdown
7.	J36	3	7	J43	J43	Punt	7.	S39	3	61	EZ	J44	Touchdown
8.	J19	7	39	S42	S42	Fumble	8.	S 8	2	3	S 9	S 9	End of half
9.	J20	3	0	J20	J20	Punt	9.	J32	4	32	EZ	J13*	Touchdown
10.	J19	11	60	S 8	S 8*	Fumble (ret-TD)	10.	J48	8	48	EZ	J 5*#	Touchdown
11.	J27	3	3	J30	J33	Punt	11.	S26	16	52	J21	J19*	End of game

Week 6 – Oct. 18 vs. St. Louis Rams

JAX	Start	Plys	Yds	End	Deep	Result	STL	Start	Plys	Yds	End	Deep	Result
1.	J42	5	58	EZ	SL4*#	Touchdown	1.	SL27	9	73	EZ	J17*	Touchdown
2.	J19	3	6	J25	J25	Punt	2.	J43	1	0	J43	J43	Interception
3.	J24	7	58	SL19	SL19*	Fumble	3.	SL38	3	9	SL47	SL47	Punt
4.	J30	6	25	SL45	SL44	Punt	4.	SL15	6	16	SL31	SL31	Punt
5.	<u>J24</u>	5	37	SL39	SL39	Missed field goal	5.	SL15	14	51	J34	J34	Field goal
6.	J29	6	29	SL42	SL42	Punt	6.	SL20	4	20	SL40	SL40	Punt
7.	J14	12	39	SL47	SL47	Punt	7.	SL22	3	9	SL31	SL31	Punt
8.	J32	5	52	SL16	SL16*	Interception	8.	SL26	3	8	SL34	SL34	Punt
9.	J31	10	69	EZ	SL1*#	Touchdown	9.	SL20	3	-3	SL17	SL17	Punt
10.	J30	4	15	J45	J45	Interception (ret-TD)	10.	SL22	9	69	J 9	J 9*#	Field goal
11.	J25	9	75	EZ	SL3*#	Touchdown							
12.	J25	1	-1	J25	J25	End 4 th quarter							
13.@	J20	13	62	SL18	SL18*	Field goal							

Week 8 – Nov. 1 at Tennessee Titans

JAX	Start	Plys	Yds	End	Deep	Result	TEN	Start	Plys	Yds	End	Deep	Result
1.	J40	3	-9	J31	J45	Punt	1.	T20	13	50	J30	J30	Field goal
2.	J20	3	-7	J13	J13	Punt	2.	T 5	10	45	50	50	Punt
3.	J43	3	7	50	50	Interception	3.	T46	8	54	EZ	J 6*#	Touchdown
4.	J20	1	80	EZ	J20	Touchdown	4.	J35	5	27	J 8	J 8*	Field goal
5.	<u>J 7</u>	11	39	J46	J46	Punt	5.	T29	3	9	T38	T38	Punt
6.	J21	1	79	EZ	J21	Touchdown	6.	<u>T26</u>	1	4	T26	T26	End of half
7.	J20	3	8	J28	J28	Punt	7.	T26	7	74	EZ	T48	Touchdown
8.	J26	8	36	T38	T38	Punt	8.	T34	7	40	J26	J26	Field goal
9.	J19	5	56	T25	T25	Interception	9.	T 5	3	95	EZ	T11	Touchdown
10.	J 8	5	17	J25	J25	Punt	10.	T38	3	4	T42	T42	Punt
11.	J 3	6	12	J15	J15	Punt	11.	T30	8	30	J40	J40	Punt
							12.	T35	2	-2	T34	T35	End of game

Week 9 – Nov. 8 vs. Kansas City Chiefs

JAX	Start	Plys	Yds	End	Deep	Result	KC	Start	Plys	Yds	End	Deep	Result
1.	J20	3	2	J22	J22	Punt	1.	KC43	6	29	J28	J28	Field goal
2.	J21	9	79	EZ	KC28	Touchdown	2.	KC14	3	6	KC20	KC20	Punt
3.	J10	10	55	KC35	KC20	Missed field goal	3.	KC43	3	9	J48	J48	Punt
4.	J14	4	21	J35	J35	Punt	4.	KC30	3	7	KC37	KC37	Punt
5.	J13	3	11	J21	J22	Fumble	5.	J20	5	17	J 3	J 3*#	Field goal
6.	J16	5	84	EZ	J39	Touchdown	6.	<u>KC23</u>	7	39	J38	J38	Missed field goal
7.	J19	9	30	J49	J49	Punt	7.	KC19	3	3	KC22	KC22	Punt
8.	J23	10	68	KC 9	KC 9*	Field goal	8.	KC20	5	15	KC35	KC35	Punt
9.	J12	9	34	J46	J46	Punt	9.	KC20	7	32	J48	J48	Punt
10.	KC22	5	22	EZ	KC10*	Touchdown	10.	KC25	3	-4	KC21	KC29	Punt
11.	KC42	4	9	KC32	KC31	End of game	11.	KC29	6	71	EZ	KC46	Touchdown
							12.	KC32	8	68	EZ	J 5*#	Touchdown

Underlined = last drive of first half; * = Inside the 20; # = Goal-to-go; @ = Overtime possession

Week 10 – Nov. 15 at New York Jets

JAX	Start	Plys	Yds	End	Deep	Result	NYJ	Start	Plys	Yds	End	Deep	Result
1.	<u>J45</u>	5	55	EZ	NY33	Touchdown	1.	NY31	1	0	NY31	NY31	Interception
2.	J28	9	41	NY31	NY31	Missed field goal	2.	<u>J44</u>	8	30	J14	J12*	Field goal
3.	<u>J30</u>	11	70	EZ	NY11*	Touchdown	3.	NY39	5	61	EZ	J 7*	Touchdown
4.	<u>J14</u>	10	86	EZ	NY26	Touchdown	4.	NY20	6	1	NY21	NY31	Punt
5.	J19	1	3	J19	J19	End of half	5.	<u>NY28</u>	7	53	J19	J19*	Field goal
6.	J20	3	3	J23	J23	Punt	6.	NY42	3	3	NY45	NY45	Punt
7.	J 9	3	-4	J 5	J13	Punt	7.	J45	1	-10	NY45	J45	Interception
8.	NY4	2	1	NY1	NY1*#	Fumble	8.	NY3	2	42	NY4	NY4	Fumble
9.	J47	3	9	NY44	NY44	Punt	9.	<u>NY18</u>	14	60	J22	J18*	Field goal
10.	J34	3	2	J36	J37	Punt	10.	<u>NY23</u>	16	77	EZ	J 1*#	Touchdown
11.	<u>J17</u>	12	80	NY 3	NY 1*#	Field goal							

Week 11 – Nov. 22 vs. Buffalo Bills

JAX	Start	Plys	Yds	End	Deep	Result	BUF	Start	Plys	Yds	End	Deep	Result
1.	<u>B28</u>	7	17	B11	B11*	Field goal	1.	B30	3	2	B32	B32	Interception
2.	J28	2	0	J28	J28	Interception	2.	<u>B20</u>	11	72	J 8	J 8*	Field goal
3.	<u>J22</u>	12	78	EZ	B 1*#	Touchdown	3.	J 9	5	-1	J10	J 9*#	Field goal
4.	J34	3	6	J40	J40	Punt	4.	B34	6	32	J33	J33	Fumble
5.	<u>J30</u>	3	4	J34	J34	Punt	5.	B 9	3	9	B18	B18	Punt
6.	J25	6	18	J43	J43	Punt	6.	<u>B20</u>	9	76	J 4	J 4*#	Field goal
7.	J25	11	32	B43	B41	Punt	7.	<u>B 2</u>	1	98	EZ	B 2	Touchdown
8.	J37	3	8	J45	J45	Punt	8.	B20	3	0	B20	B20	Punt
9.	J15	7	65	B21	B19*	Fumble	9.	B18	6	23	B41	B47	Punt
10.	<u>J32</u>	12	68	EZ	B 3*#	Touchdown	10.	B20	3	2	B22	B25	Punt
11.	J30	1	-1	J30	J30	End of game	11.	B39	5	15	J46	J46	Interception

Week 12 – Nov. 29 at San Francisco 49ers

JAX	Start	Plys	Yds	End	Deep	Result	SF	Start	Plys	Yds	End	Deep	Result
1.	J29	4	19	J48	J48	Punt	1.	<u>SF20</u>	10	51	J29	J29	Field goal
2.	J37	5	19	SF44	SF44	Punt	2.	SF 8	3	3	SF11	SF11	Punt
3.	SF47	5	25	SF22	SF22	Missed field goal	3.	SF 9	4	29	SF38	SF38	Punt
4.	J22	3	4	J26	J26	Punt	4.	<u>SF30</u>	10	70	EZ	J 3*#	Touchdown
5.	J20	3	4	J24	J24	Punt	5.	SF34	3	6	SF40	SF40	Punt
6.	<u>J28</u>	5	58	SF14	SF14*	Field goal	6.	<u>SF41</u>	9	59	EZ	J 4*#	Touchdown
7.	J24	5	49	SF17	SF15*	Fumble	7.	<u>SF27</u>	10	64	J 9	J 9*	Field goal
8.	J10	14	56	SF14	SF13*	Fumble	8.	SF34	3	2	SF36	SF37	Punt
9.	J22	13	75	SF 3	SF 3*#	Missed field goal	9.	SF20	6	4	SF24	SF31	Punt
10.	J36	7	3	J46	SF49	Failed 4 th down	10.	J39	5	11	J27	J26	End of game

Week 13 – Dec. 6 vs. Houston Texans

JAX	Start	Plys	Yds	End	Deep	Result	HOU	Start	Plys	Yds	End	Deep	Result
1.	<u>J19</u>	8	48	H33	H23	Field goal	1.	H20	3	-1	H19	H19	Interception
2.	H18	8	17	H 1	H 1*#	Failed 4 th down	2.	H 1	3	7	H 8	H 8	Punt
3.	50	3	-10	J40	50	Punt	3.	H 6	4	17	H23	H23	Punt
4.	<u>H46</u>	4	46	EZ	H35	Touchdown	4.	H15	9	43	J42	J38	Punt
5.	<u>J20</u>	6	80	EZ	H 4*#	Touchdown	5.	<u>H18</u>	10	82	EZ	J 8*#	Touchdown
6.	<u>J20</u>	9	52	H28	H28	Field goal	6.	H33	3	8	H41	H41	Punt
7.	J 3	2	-3	J 1	J 3	Safety	7.	H39	4	20	J41	J41	Interception
8.	<u>H40</u>	12	34	H 6	H 5*#	Field goal	8.	H22	6	16	H38	H38	Punt
9.	J25	6	11	J36	J43	Punt	9.	<u>J16</u>	4	2	J14	J 9*	Field goal
10.	J 2	3	1	J 3	J 3	Punt	10.	H19	7	76	J 5	J 5*#	Interception
11.	J24	10	35	H40	H38	End of game	11.	<u>J46</u>	9	46	EZ	J 1*#	Touchdown

Underlined = last drive of first half; * = Inside the 20; # = Goal-to-go; @ = Overtime possession

Week 14 – Dec. 13 vs. Miami Dolphins

JAX	Start	Plys	Yds	End	Deep	Result	MIA	Start	Plys	Yds	End	Deep	Result
1.	J20	3	8	J28	J28	Punt	1.	M15	7	35	50	50	Punt
2.	J22	3	6	J28	J28	Punt	2.	<u>M33</u>	13	67	EZ	J 1*#	Touchdown
3.	<u>J26</u>	12	74	EZ	M 1*#	Touchdown	3.	<u>M26</u>	13	74	EZ	J 1*#	Touchdown
4.	J32	3	6	J38	J38	Punt	4.	M18	6	49	J33	J33	Fumble
5.	J22	3	-3	J19	J25	Punt	5.	<u>M14</u>	1	-1	M14	M14	End of half
6.	<u>J29</u>	7	63	M 8	M 8*	Field goal	6.	M30	10	50	J20	J20	Missed field goal
7.	J24	3	5	J29	J29	Punt	7.	M24	6	15	M39	M39	Punt
8.	J29	3	8	J37	J37	Punt	8.	M47	4	24	J35	J35	Fumble
9.	J26	8	29	M45	M45	Failed 4 th down	9.	M20	3	8	M28	M28	Punt
10.	J49	4	12	M39	M39	Punt	10.	M45	1	0	M45	M45	Interception
11.	J31	5	19	M46	M47	Failed 4 th down	11.	M14	5	19	M33	M33	Punt
12.	J20	1	-3	J20	J20	End of game	12.	50	3	4	J46	J46	Punt

Week 15 – Dec. 17 vs. Indianapolis Colts

JAX	Start	Plys	Yds	End	Deep	Result	IND	Start	Plys	Yds	End	Deep	Result
1.	J27	13	41	I32	I25	Field goal	1.	I20	14	80	EZ	J 6*	Touchdown
2.	J39	11	61	EZ	I 9*#	Touchdown	2.	<u>I32</u>	6	68	EZ	J18*	Touchdown
3.	J29	10	71	EZ	I 3*#	Touchdown	3.	I18	5	14	I32	I32	Interception
4.	J41	5	20	I39	I39	Missed field goal	4.	<u>I20</u>	7	80	EZ	J27	Touchdown
5.	<u>I39</u>	9	39	EZ	I16*	Touchdown	5.	I22	3	7	I29	I29	Punt
6.	<u>I46</u>	9	46	EZ	I13*#	Touchdown	6.	I10	9	42	J48	J44	Punt
7.	J30	5	14	J44	J44	Punt	7.	<u>I30</u>	3	70	EZ	I35	Touchdown
8.	J 7	3	5	J12	J12	Punt	8.	I26	3	6	I32	I32	Punt
9.	J20	6	12	J32	J44	Punt	9.	I19	3	-3	I17	I19	End of game
10.	J39	7	28	I33	I33	Interception							

Week 16 – Dec. 27 at New England Patriots

JAX	Start	Plys	Yds	End	Deep	Result	NE	Start	Plys	Yds	End	Deep	Result
1.	J 1	8	34	J35	J35	Failed 4 th down	1.	NE17	10	82	J 1	J 1*#	Fumble
2.	J26	6	32	NE42	NE42	Interception	2.	<u>J35</u>	4	35	EZ	J 2*#	Touchdown
3.	J20	6	31	NE49	NE49	Punt	3.	<u>J27</u>	2	27	EZ	J26	Touchdown
4.	J38	3	4	J42	J42	Punt	4.	NE15	3	5	NE20	NE20	Punt
5.	J26	3	9	J35	J35	Punt	5.	<u>NE25</u>	6	75	EZ	J 1*#	Touchdown
6.	<u>J26</u>	4	18	J44	J44	Punt	6.	<u>NE33</u>	7	67	EZ	J 6*	Touchdown
7.	J26	16	69	NE5	NE5*#	Interception	7.	<u>NE10</u>	10	90	EZ	J12*	Touchdown
8.	<u>J30</u>	5	70	EZ	NE2*#	Touchdown	8.	NE20	20	73	J 5	J 5*	Failed 4 th down
9.	J 7	1	3	J 7	J 7	End of game							

Week 17 – Jan. 3 at Cleveland Browns

JAX	Start	Plys	Yds	End	Deep	Result	CLE	Start	Plys	Yds	End	Deep	Result
1.	J25	6	28	C47	C47	Punt	1.	<u>C46</u>	9	44	J10	J10*	Field goal
2.	<u>C41</u>	6	12	C29	C29	Field goal	2.	C13	3	-1	C12	C14	Punt
3.	J24	6	6	J30	J42	Punt	3.	C38	3	6	C44	C45	Punt
4.	J17	3	9	J26	J26	Punt	4.	C40	5	25	J35	J35	Interception
5.	J33	1	0	J33	J33	Interception	5.	<u>C43</u>	7	57	EZ	J14*	Touchdown
6.	<u>J20</u>	7	51	C49	C49	End of half	6.	<u>J34</u>	6	31	J 3	J 3*#	Field goal
7.	J40	11	34	C26	C26	Missed field goal	7.	<u>C33</u>	10	67	EZ	J 6*	Touchdown
8.	J31	3	4	J35	J35	Punt	8.	C34	6	6	C40	C44	Punt
9.	<u>J21</u>	9	79	EZ	C 6*#	Touchdown	9.	<u>C25</u>	14	60	J15	J14*	Field goal
10.	J 5	16	95	EZ	C15*	Touchdown							

Underlined = last drive of first half; * = Inside the 20; # = Goal-to-go; @ = Overtime possession

JACKSONVILLE
JAGWARS



2009 QUOTES AND CLIPPINGS

The following material is the copyrighted property of Jacksonville Jaguars, Ltd. The material is not being made available to, and is not to be used by, any individuals other than members of the media that have been accredited by Jacksonville Jaguars, Ltd. The materials may be used for the purpose of providing limited amounts of quotable excerpts for use in connection with news reports and articles created by such members of the media. Any other use is strictly prohibited. The material is not to be shared with any third parties. The material may not be duplicated, reproduced, published or distributed without the prior written consent of Jacksonville Jaguars, Ltd.



**WAYNE WEAVER
MEDIA AVAILABILITY
TUESDAY, JANUARY 12, 2010**

"Good afternoon and thanks for coming down. Jack Del Rio and I met most of the morning to talk about really, 'how do we take this franchise to an elite level?' We discussed a lot of stuff, as you can imagine. The meeting lasted all morning. I came away from that meeting (feeling) that Jack is committed to doing the things that I've laid out that we have to do, in my opinion, to bring this football team to an elite level. We shared a lot of thoughts. I obviously solicited Jack's thoughts on the things that he felt that we had to do in order to improve this football team and get it to a level. We talked about that over the past seven years that we've had our ups and downs, and that we've been an average football team; we've had some good seasons but if you look at the body of work we've been average. And I think you have to go deeper than that and much of that responsibility belongs right on this guy's shoulders, is that when you look at missing first round draft choices in multiple years, it hurt this football team; it set us back. Had we hit on two or three of those draft choices we'd be a different football team than we are today. So I have to accept responsibility for that along with Jack and Gene Smith, but I have to tell you sitting here today I feel good about my meeting this morning. I feel good that Jack and I are on the same page, I feel good that the team of Gene Smith and Jack Del Rio is going to take this franchise to an elite level. I'm energized with what I saw in our last draft and the way our young players played. We've got a core of veterans and young players here that we can build around. I think (with) another meaningful draft in 2010 that my expectation is this team will compete for the playoffs next year. I really do, I feel good about where we are right now, I feel good about my meetings over the last week of talking to a lot of people throughout the organization and soliciting their input of saying, 'What are the things that we need to do differently? How do we get better?' Those of you that have known me for the past 15 years, you know I've got a favorite saying, 'You can't keep doing the same thing over and over; the definition of insanity is keep doing the same thing over and over and expect a different result.' Well I don't think we're at that point. We know there are things that we've got to do differently. There are things that we've got to do a lot better than we have in the past, and I think we're all on the same page and we have our sights on the same goals. So I'm excited about where we're going with this football team and we're just moving forward."

(on the reports of Coach Del Rio being a candidate for the head coaching job at USC) "Didn't even talk about that. I wasn't interested in that. I was interested in if Jack wanted to be here and was committed to this franchise and if he shared my vision and my goals for this franchise and how we go forward. That was the substance of the conversation."

(clearly you haven't been satisfied over the last seven years. You called the team "average." What did Jack say to you today that convinced you that he's the guy to take you above average? You said yourself you're in this for championships.) "Well, I am and I think if you look at the body of work we've done some good things here. We've had some good seasons. I think we do have to acknowledge the facts; what set us back to maybe being average over the last few years, because we did miss badly on first round draft choices, we missed badly on some free agents. So we all have to accept the responsibility, our share of that responsibility, and I believe that after going through and evaluating this organization and talking to a lot of people and sharing my feelings about things that we have to do differently here, that I've made the best decision for the franchise. And no, average is not acceptable."

(you talked about things that need to be done differently. Can you be specific? What are some of the things that you and Jack must do differently?) "It starts like it starts in every organization; it starts with accountability, holding yourself accountable, holding your coaches accountable, holding your players accountable. You can have a star player that plays his heart out on game day but if he's not accountable to do the other things every day that we expect in this organization in strength and training and practice tempo and all of those things, it doesn't work. People have to be accountable and they know they have to be accountable and there has to be a standard that you set, and that standard has to be adhered to by everybody in the building."

The following material is the copyrighted property of Jacksonville Jaguars, Ltd. The material is not being made available to, and is not to be used by, any individuals other than members of the media that have been accredited by Jacksonville Jaguars, Ltd. The materials may be used for the purpose of providing limited amounts of quotable excerpts for use in connection with news reports and articles created by such members of the media. Any other use is strictly prohibited. The material is not to be shared with any third parties. The material may not be duplicated, reproduced, published or distributed without the prior written consent of Jacksonville Jaguars, Ltd.

(you and Jack said you expect the Jaguars to be in the postseason next year. Is he coaching for his job next year? Is it your hope that he fulfills the final three years of his contract?) "My hope is that he fulfills that goal that we have for ourselves, for sure."

(but is he coaching for his job if he doesn't get into the playoffs?) "I'm not going to get into those kind of conversations. Right now we're moving forward on a very positive note. My expectations are that we're going to be better than average and that means that we're going to be competing for the playoffs, not just for next year but for years to come. People have shown us in this league that if you do it the right way, there's no reason that you can't compete for the playoffs every year. And I think we've got the team in place, I'm really excited about what Gene Smith and his people are doing in the personnel area. We've always espoused that you draft to build your franchise and we've always said you take the best player available. We haven't always done that. We've got to get back to the roots of saying, 'let's make sure that we're true to what our goals are and what we say we're going to do and let's do them and let's go execute them.'"

(on public opinion polls saying that Jack's popularity is waning recently. Do you believe that? Is that something that you've considered?) "First of all, I have the greatest respect for our fans. I do think that our fans aren't as close to the decision process as I am, and I think I have to make sure that I weigh all of those things and I don't have a knee-jerk reaction and do something that really doesn't make sense and will set this franchise back any more."

(was money a factor?) "No, money is never a factor. I mean, it's a lot of money, I'm not going to say it's not but money was not a factor. I want to win. I shouldn't say this publicly but I'm going to turn 75 this week, and you know, I want to win. I want one of those rings."

(in mentioning accountability, are you inferring that not everybody was carrying their weight or giving the effort that you expect? Was this about amping up the effort?) "There's no question. That's always, when you're not achieving your goals, everybody has got to get to a different level in order to achieve those goals. And it starts right with the guy sitting in front of you and goes throughout this building. There are three people really that can make a difference in this football team; it's Wayne Weaver, it's Jack Del Rio and Gene Smith. We're all on the same page now and we've got to just go get it done and execute it."

(there have been reports that there was some friction between Gene and Jack. Can you speak to their relationship?) "No, I'm not aware that there's friction between them. I think they both have the greatest amount of respect and trust, and that's what you have to have in those two positions."

(do you think you have to re-sell Jack to the fan base now?) "I think what I have to do is send the fan base a message of what my goals are for the organization, and I believe in Jack, that he's the guy that after going through this process Jack is the guy who can get us there. And the fans have to have enough trust in me to believe that I'm making the right decision for the franchise."

(were you 100% confident of that last week going into this week?) "I guess I wouldn't have had a half-day meeting if I didn't want to make sure that we were all on the same page and that the things that I've laid out that we have to do that there's no compromise on that we have to do to be a better football team, an elite football team. So this meeting was important this morning."

(was this meeting different than past postseason meetings with Jack?) "It's different in the entire organization with a lot of people I spoke to over the last week. I have really spent a lot of time the past week after this season and I saved Jack for last, and then I have another meeting with Jack and Gene tomorrow to go through the roster and player evaluations, and 'how do we get better, how do we prepare more with some other changes we may make in the organization that's going to help us get better?' So it's been a very productive 10 days for me, or eight, nine days, whatever it is."

(if you draft a quarterback, do the expectations for the playoffs change?) "It's an interesting question. First of all let me say this, I think that David Garrard can win for us. And I think we have to do some things differently there in terms of preparation, in terms of getting ... David just needs to do more of that with our young receivers. We've got some good receivers. You've got a (Mike) Sims-Walker, you've got a Mike Thomas who's a playmaker, an ascending player, you've got a Jarett Dillard who got hurt this year, you've got a Mercedes Lewis. We've got some guys that can do it now. We need to work with those guys with David and make sure that they have so much confidence on a couple routes for each one of those players. Depending on down and

The following material is the copyrighted property of Jacksonville Jaguars, Ltd. The material is not being made available to, and is not to be used by, any individuals other than members of the media that have been accredited by Jacksonville Jaguars, Ltd. The materials may be used for the purpose of providing limited amounts of quotable excerpts for use in connection with news reports and articles created by such members of the media. Any other use is strictly prohibited. The material is not to be shared with any third parties. The material may not be duplicated, reproduced, published or distributed without the prior written consent of Jacksonville Jaguars, Ltd.

distance, I have the confidence that player is going to be where he's supposed to be and I'm going to get the ball and I'm going to get the first down and move the chains. Those are the kinds of accountability things that we're talking about here."

(how much of the meeting with Jack was about football stuff and how much was it you laying out your expectations for what you want your head coach to be in the organization and the community?) "It was more about accountability and trust and standards, but a lot about football and about special projects in the offseason for our offensive coordinator, for our defensive coordinator. Let's look at our offense, let's look at how we did, let's judge ourselves, let's be self-critical. That's what I do in my other businesses. Let's be self-critical. There's nothing wrong with being self-critical of things that you need to do and get better at it, and what's wrong with going and looking at other offenses and saying, 'You know what? We can learn from this offense. We can do some things better. We can disguise some of our blitzes better than we have. Come on, we can get better.' So we spent a lot of time talking about those things."

(are you considering another layer of management?) "No. That doesn't mean that if we felt that if there's somebody out there that could come in and help us look at something that we might do something like that. I'm always open to good ideas and people helping us in a way that anybody can, but the truth is we've got to do it ourselves; other people can't do it for us. We can get input from the outside but you know what? It just takes more time. There's nothing like out-working the next guy to get the job done better."

(is this the most critical you've been in a long time and were you surprised by some of the internal research, the answers that you got?) "I learned a lot and clearly, probably shame on me that I haven't done it more. Shame on me for if I would have dug down deeper in maybe some of the earlier years, three or four years back and some of the personnel things that were going on here in this building that I would have had a different result than we had."

(do you seek counsel from any of your peers, owners?) "No."

(so you came up with this on your own?) "All my life I've had to run businesses and figure out, and if you think this is the first time I've this kind of thing in my business career, you've just got to go fix it when it's not right and you know that ... But I think we're heading in the right direction now. That's the main thing."

(will some of the changes be obvious?) "I think they will be."

(will they be obvious to fans and to the media over the next six months?) "I'm hoping that when we get back into training camp and OTAs, yeah I think you'll see some obvious things, the spirit. You'll have to judge for yourself."

(do you anticipate any personnel changes?) "No. I won't sit here and say there won't be some changes, but for the most part it's not about going and changing and blowing up things. It's changes of holding people accountable and making sure that everybody understands the things that we have to do to get better."

(with finishing 7-9 with a lot of new faces on the roster, how do you give your team a harsh grade?) "You know, I would tell you I'd be disingenuous if I told you that with the changes, how we purged this roster, had 28 new people on the roster, 16 rookies, that I expected us to be a playoff team at the beginning of the year. I think that we worked our way in and played really well in certain games, that I thought we certainly would be in position to be a playoff team. Did I have any illusions that at the end of the season we had two of the best teams in the National Football League (Indianapolis and New England) to play in our last four games that we'd go out and win four games? No. Was I disappointed in the Miami game? And Miami's a good football team. If you look at the teams that we lost to most of them have the same record we had or better."

(what was Jack's reaction to all this?) "Jack understands. Jack is on board. He knows the things that we've got to do differently and do better but we go into every season knowing that. This was probably the most extensive review that we've had of the organization."

(16 years ago in Chicago when Jacksonville was awarded an NFL franchise, if you were told you'd be working this hard sitting here now as you're approaching 75, would you have done it? Would you have believed it?) "I tell you, I've been blessed in my business career. I've had a lot of great successes and have had a lot of good companies, and I wouldn't trade my job I have now for anything."

The following material is the copyrighted property of Jacksonville Jaguars, Ltd. The material is not being made available to, and is not to be used by, any individuals other than members of the media that have been accredited by Jacksonville Jaguars, Ltd. The materials may be used for the purpose of providing limited amounts of quotable excerpts for use in connection with news reports and articles created by such members of the media. Any other use is strictly prohibited. The material is not to be shared with any third parties. The material may not be duplicated, reproduced, published or distributed without the prior written consent of Jacksonville Jaguars, Ltd.

(in talking about accountability, do you think you could you get Jack to come out here and talk to us?) "I think right now Jack, he had his day planned. He's really in some deep meetings with his staff. You'll have a chance to get with him."

(do you think it's important that he repairs his image publicly?) "I think Jack will be in front of you as he always is and he'll answer any of your questions, but I think right now with what he's got on his plate, on his agenda today... Personally I didn't feel like it was a press conference for Jack and I to sit together, (singing) Kumbaya."

(at the same time there were constant reports he was going to USC, that he's put his staff together) "I will assure you he's not going to Southern Cal."

(don't you think the fans would like to hear Jack say he's here and he's committed?) "That's what he will say when he gets in front of you."

(when Jack was hired at the introductory press conference you said, 'No more three yards and a cloud of dust.' Since he's been here it's been three yards and a cloud of dust. Is change in the passing offense something you want to address this offseason?) "What I want to do is one of the things we're going to do tomorrow is I gave both Jack and Gene a full agenda, and one of things on that agenda was what kind of team do we want to be? And once we all coalesce around what kind of team we want to be - do we want to be a running team? Can we be more dominant as a running team than a passing team? That doesn't mean that you don't have to throw the ball around; you do. You can't win in this league unless you have a reasonably good passing attack. So their job is to tell me what kind of team that we want to be and then let's be true to that mission and draft around that concept and build a team around that concept."

(what is the health status of this organization? There are reports about Los Angeles and playing two games in London and this and that.) "I'm glad you asked that question because the truth is I'm really proud of the way the community is stepping up here. At six o'clock today we're having a rally here called Revive The Pride. If you look at the body of work of 15 years and how our fans have been, we've had great fans. We have really absolutely had as good of fans or better fans than any city in the NFL. The first five years of this franchise we averaged 72,000 people in this stadium. The next five years we had an average probably of 67, 68,000, so what does that tell you? It tells you that we got a franchise here way early in a small market. People have said it was the biggest upset in sports history for Jacksonville to get a franchise. Well the truth is in the first five years we went the playoffs four times and the AFC Championship game twice, and we lost five percent of our fan base. So it's not about winning and losing, it's about we're a small market. The next five years we lost another five percent of our fan base, and we've had an erosion over time. In 2008 we distributed 64,000 tickets (per game) to our fans. In 2009 we lost almost 20,000 fans. Anybody that doesn't get it, the economy had a big effect in that. Did winning and losing have some of it? Did a 5-11 season play into that? Absolutely it does, but it was not the only thing. We blacked out seven games out of 20 in the National Football League last year. Now if you think that I'm happy about that, do you think I'm not embarrassed to walk into a room with my peers and see that? Sure I am, but I get it. We're in a small market, we've got to do things differently. We've got to make sure that what we do is make it affordable where we can for fans to be a part of this. We're a service based economy, we're a small market, we don't have but a couple Fortune 500 companies. We just have to work harder than everybody else and we're going to do that. But what we've got to do is, the community can't do it for us but we need the community's help. And that's the reason I'm really proud of the initiative that this community's come up with. I think they're going to help us sell out our stadium in 2010."

(where do you stand with playing games in Orlando and London?) "Orlando, I honestly believe that once we get behind, get past this collective bargaining agreement that we probably will go to an extended regular season, whether that's 17 or 18 games. If we do, then I think it might make sense to take a little pressure off the market, to keep our prices reasonable for our fans, to play a game out of market. Well if you think about it, what is the logical out of market? It's Orlando. Well unfortunately Orlando doesn't have a facility that we can play in that would support NFL. Would I consider London? We're not going to play in London this year. They've got a great facility."

(so you're not going to play in London in 2010?) "That's right."

(will we have a chance to talk to Gene and Jack today to wrap this up? With this new CBA coming out, is there a fear there could be some language in that that might force your hand in a couple of avenues?) "What I've said publicly and I will always say, is that we can't be an NFL market by putting 42,000 fans in a 67,000-seat stadium. So we've got a lot of work to do here in this community and as an organization."

The following material is the copyrighted property of Jacksonville Jaguars, Ltd. The material is not being made available to, and is not to be used by, any individuals other than members of the media that have been accredited by Jacksonville Jaguars, Ltd. The materials may be used for the purpose of providing limited amounts of quotable excerpts for use in connection with news reports and articles created by such members of the media. Any other use is strictly prohibited. The material is not to be shared with any third parties. The material may not be duplicated, reproduced, published or distributed without the prior written consent of Jacksonville Jaguars, Ltd.

(how do you re-energize the fan base this offseason?) "First of all what we've got to do is internalize the message, and I'm saying the community has to internalize the message, 'do you value NFL?' I personally think a community is very fortunate to be an NFL city; there's only 32 of us. I believe that Jacksonville is a great NFL city. I think we have passionate fans. Yeah, we have some competition with college games, but the one thing is on a Saturday we've got a lot of fans that are Gator fans or Seminole fans, on a Sunday they're all Jaguars fans. We've just got to keep growing a population of young fans. I got a letter a few weeks ago from a 26-year-old who was 11 years old when he came here 15 years ago. He's in his last year of law school and he said, 'Mr. Weaver, I can't afford season tickets now but you can bet your life...' and he said, 'I come to as many games as I can and I bring my three-year-old son,' and he said, 'You can bet your life that when I get out of law school and I'm working in the work world, I'm going to be the best premium seat holder you have in your stadium.' That's where we're growing, and we've just got to be creative and that's where we need the help of the community. That's the reason I'm so proud of what the community is doing with this Revive the Pride. I believe we'll have a full stadium next year."

(do you wish the Los Angeles thing would just go away?) "I wish it would."

The following material is the copyrighted property of Jacksonville Jaguars, Ltd. The material is not being made available to, and is not to be used by, any individuals other than members of the media that have been accredited by Jacksonville Jaguars, Ltd. The materials may be used for the purpose of providing limited amounts of quotable excerpts for use in connection with news reports and articles created by such members of the media. Any other use is strictly prohibited. The material is not to be shared with any third parties. The material may not be duplicated, reproduced, published or distributed without the prior written consent of Jacksonville Jaguars, Ltd.



**COACH JACK DEL RIO
2009 SEASON WRAP-UP NEWS CONFERENCE
MONDAY, JANUARY 4, 2010**

"I think all of you know me well enough to know that each year we set out as a goal to quality for the postseason and to be able to contend for a championship. I think that's what we do this for, that's what we're all in it for. That's not ever going to change. Having said, that knowing that we're not going to sell ourselves short ever, I think at the same time you have to be realistic. Looking at having just finished the season with 33 new faces, 16 of them rookies, many of them getting extensive playing time, I think if you're realistic you understand that it's probably not going to happen. Now we're not going to rule it out ourselves, but it's probably not going to happen with this make-up of this football team. No question in my mind the organization will benefit. I think we took a very aggressive approach this year to turn over the roster, to add some players, some talent, some character, some quality to our program. I believe we did that. With many of those young players they gained a lot of valuable playing experience which we'll benefit as an organization going forward because of that experience. But again I'm not, we're not, ever going to sell ourselves short. We had a shot; we fought our way into contention, played probably our most complete football game of the year against Indy here at home on a Thursday night game that would have gone a long way towards helping us actually secure a birth. We didn't get one but we were in the hunt until the very last weekend of the season. So I think for that I'm really proud of the effort and the energy that was given forth by the players and the coaches. I'm not happy not to be in the tournament, honestly I'm not. I wanted very much to find a way to get in there and it didn't happen. So we're disappointed with that, but I don't want to throw away all the work and effort that went into this year."

"I stress discipline all the time. We were the fewest penalized team in the league, that says something. We've taken a group of young players and were able to go out and execute and not beat yourself; I think that says something about your football team and so I'm proud of that fact. Clearly everybody knows I came from a defensive background. I'm involved in all three phases but in particular with defense, and we were no where near where we needed to be this year and really the last couple of years. We've been operating a little bit with smoke and mirrors seeking to generate pressure and disrupt what quarterbacks and what offenses can do. I think where we've been matched up against some of the better football teams, some of the better quarterbacks, some of the better offensive football teams, we've been exposed a little bit and we've got some work to do there, for sure. And I think that's probably the number one area of concern for me going for me, that we strengthen our defense and get it back to where it belongs, in the top part of the league, and it'll certainly be a goal of ours going forward."

"I did enjoy coaching this group. I think it was a very unselfish group. They were good workers. We drove them hard. We had a very physical, very demanding camp. We pushed them to the very end with strength and conditioning with Coach (Luke) Richesson. I feel good about the level of commitment in that, the buy-in, those types of things, I thought it was very good throughout the year. When you talk about a football team that didn't quite accomplish what you'd like for it to accomplish and you're looking for positives I think to be able to start and say discipline, hard-working, those are things you can build on. So those are qualities we want to take forward with us as a football team. One last thing in terms of community, we're very much a part of this community. The players, coaches, myself with different foundation efforts, different charitable efforts, I just think it's worth noting with this football team as we start our Wednesday meetings we talk about the need to give back, the need to be a

The following material is the copyrighted property of Jacksonville Jaguars, Ltd. The material is not being made available to, and is not to be used by, any individuals other than members of the media that have been accredited by Jacksonville Jaguars, Ltd. The materials may be used for the purpose of providing limited amounts of quotable excerpts for use in connection with news reports and articles created by such members of the media. Any other use is strictly prohibited. The material is not to be shared with any third parties. The material may not be duplicated, reproduced, published or distributed without the prior written consent of Jacksonville Jaguars, Ltd.

part of something bigger than yourself. And on one given week this year we had 41 out of our 53 players out on the community. So I just think that's noteworthy. I thought I'd share that with you."

(is getting pressure on the quarterback the number one area of your defense that needs to get better?) "I think our ability to win one-on-ones and affect the quarterback would be number one, yes, in terms of if you're going to try and rank them. I think it goes hand-in-hand with playing good defense. It doesn't always have to be a sack but certainly your sack numbers will be respectable if you're harassing the quarterback a lot."

(how close do you think your team is to being back to that tournament level?) "We almost snuck our way in this year. You can accomplish things in this league if you're willing to stay the course. I think with the experience that we have, with the success that we had last year drafting, to put together another strong offseason of work like that, I think we ought to expect to be in that postseason tournament. That's really what we had talked about. Last year at this time we looked at it and we said if we do a piecemeal it could be several years before we get back. If we're aggressive and take a whack at it, we can accelerate that timeframe, that timetable, and so we took an aggressive approach with it."

(early on did you make decisions that you thought in your heart might hurt short term but would benefit in the long term?) "Yes, those are many examples of it. If you're going to play New England and you have a need at linebacker, defensive line, in the secondary. There's a guy like Junior Seau who New England plugs for his 19th year, whatever they're playing. Well we're going to take a (Chris) Harrington off Arizona's practice squad. We're going to take a young guy and develop him. I think there's a different approach I think with where they feel they are and where we felt we were. As a head coach a lot of my colleagues are saying, 'You guys are awfully young. What are you doing?' And my whole thing is that Gene (Smith) and I have kind of mapped out a plan to make this franchise healthy again. And I really believed that there were going to be some tough moments but that we would have a shot doing it the right way with young, hungry guys and have a chance to develop them. And then many of those players will have an opportunity to be here for a number of years as opposed to getting a fix for one week or two weeks and then that player is not going to be able to help your franchise going forward."

(with having young offensive tackles, do you think you might have been better off with veteran players this year if not long term?) "You can look at those types of things. We understood the type of year we were going into aggressively. Again, we weren't going to sell ourselves short. We knew that they would gain quickly. Had we started the year, for example, with Tony Pashos, that decision was made this offseason; with a Brian Williams. There's no question as a coach you like the knowing that veteran, all that. I think you also have to recognize that as an organization, once we get through that first part of the season with the experience those guys got, with us going forward, that this is a football team that will be healthier, that will be stronger going forward. And so all those types of things are part of these decisions that are made as we were putting this roster together."

(in looking at successful teams in the salary cap era, almost all of them have had that veteran player that's been around for several years who's not only produced but has provided locker room leadership. Do you believe in that philosophy? Is that kind of what you're building toward?) "Right. The group that we have right now, the Eben Brittons of the world, the Terrance Knightons, those are the guys that going forward are going to be our building blocks. That's what we're going to count on. You've seen with the development, I think Daryl Smith has been a terrific football player here. He had another strong game yesterday, he's been good all year. Daryl's a building block. He's an older one, he's one of those guys that's five, six years, seven years now where yeah, he's a guy that we have raised up that way and we see the level of player he is and the consistency he plays with, the message he provides in the locker room, absolutely. Mercedes Lewis right now, taking a step forward. Those are the kinds of guys. Mercedes moving down after a few years now really emerging. We've got a good nucleus of young players that it was fortunate that we did as well as we did last year in the draft with Terrance and Derek (Cox) able to start all year on defense, with our two rookie tackles, with Zach Miller who had a strong showing yesterday, shows you a little glimpse of what we've been excited about all year. Those are positive signs going forward."

The following material is the copyrighted property of Jacksonville Jaguars, Ltd. The material is not being made available to, and is not to be used by, any individuals other than members of the media that have been accredited by Jacksonville Jaguars, Ltd. The materials may be used for the purpose of providing limited amounts of quotable excerpts for use in connection with news reports and articles created by such members of the media. Any other use is strictly prohibited. The material is not to be shared with any third parties. The material may not be duplicated, reproduced, published or distributed without the prior written consent of Jacksonville Jaguars, Ltd.

(how would you assess David Garrard's play. Where do you see him fitting in?) "He definitely fits in. I think if you look at David, David is probably in the middle tier this year, in the middle tier of quarterbacks in the league. You can be doing a whole lot worse, but he's not in that elite (Drew) Brees, (Peyton) Manning, (Tom) Brady category of player. So we need to do all we can to be strong around him. It's not about just him; it's about us as a football team where we're strong and play a complementary brand of football, where special teams, defense and offense complement each other and we can play with anybody and beat anybody. That's what's most important I think is that we're strong around him. We have become more explosive offensively. I think our numbers are up to close to 60 plays of over 20 yards this year, which is a trend we want to see; we want to add explosiveness to our offense. I think defensively not being strong this year, I think that hurts the quarterback, I think it puts more pressure on the quarterback. I saw an interview last night flying back with (Tony) Romo. He was talking about Dallas and he was talking about all the issues and Dallas' defense really has gotten hot here and he was saying how much easier it is to play quarterback behind a defense that's playing that well. I think he's basically alluding to what I'm referencing right now."

(you've had changes on your coaching staff every year. Do you anticipate keeping your coaching staff together this year?) "I do and I would have liked to have had them last year. Tom Williams got an opportunity to go be a head coach, Robert Prince got an opportunity to go be a positional coach, and Joe D (DeCamillis) and Gregg (Williams) both were free agents and they went and got big money somewhere else. That's part of the business but in terms of ... I liked my staff last year. I like my staff this year. I think we've assembled a good staff, a good group of teachers. I feel good about the effort they gave us this year and the work they're putting in, and so yeah, it would be great to have the consistency with the staff and that's ideally how we'll have it go down."

(locking them up in the middle of the year, does that help keep them around?) "Sure, without a doubt. Having the extra year that Wayne (Weaver) afforded us to do, to have our guys extended out, that certainly makes it a little easier."

(does David Garrard need to have people around him in this offseason to allow him to play at the next level or are there things he has to do better himself?) "I think a little bit of both. I think we began to collect some of those guys around him this year. I think the two rookie tackles are going to be good for a long time. I think Vince Manuwai will be a little bit better next year. He was solid this year but I don't know that he returned to that Pro Bowl level that we've seen before. Uche (Nwaneri) got nice experience at right guard this year for us starting a bunch of games, and now Mike Thomas comes on and becomes a weapon. Mike Sims-Walker steps up and has a career year. Zach Miller shows up, Mercedes became a weapon. I think we've developed some of those things around him, part of what we need to do is play better on defense and give him the ball a little bit more often. I do think there's a responsibility for all of our guys. A reoccurring theme today in my visit with some of our younger players is, 'Hey, you had a nice start to your career but understand we need you to build upon this year. This year was not what we're looking for. We want you to build upon this year and become even better for us going forward.' I think that's what David needs to do. I don't think he's any different than any of our other players. We need to build upon the good things we've done, learn from the mistakes we made and go forward and be better and be stronger."

(do you think Garrard has another level he can play at?) "Yes, I think he has another level. Rich Gannon blossomed later in his career. I think guys at that position in particular, look at what (Brett) Favre is doing, who thought he'd be doing that at 40 years old. I think at that position where knowledge is power, the quarterback position, Kurt Warner, some of those guys where when the game really slows down, I think the game will continue to slow down for David as he gains playing time experience. Now the one thing we've got to do, we've got to do a better job of, and part of this falls on him, part of it falls on the protection up front, but we've got to get the ball out. He can not take these shots, and that's going to be a driving, hard-charging theme of mine going into this offseason is we've got to do a better of that. He's a tough guy and we've seen that. He's strong, we've seen that."

The following material is the copyrighted property of Jacksonville Jaguars, Ltd. The material is not being made available to, and is not to be used by, any individuals other than members of the media that have been accredited by Jacksonville Jaguars, Ltd. The materials may be used for the purpose of providing limited amounts of quotable excerpts for use in connection with news reports and articles created by such members of the media. Any other use is strictly prohibited. The material is not to be shared with any third parties. The material may not be duplicated, reproduced, published or distributed without the prior written consent of Jacksonville Jaguars, Ltd.

He gets up and that's great, but I don't like seeing my quarterback get hit that much. And I don't like seeing him get hit in the head. He got hit in the head twice yesterday and I still need to hear from league on that."

(how confident are you that you'll be around to see the team grown? Your critics are getting louder and louder.) "I think for me I understand that part of it. For me I've been in this business a long time playing and coach. You know how much I love what I do. I pour everything I have into what I do here. I care about it very much. I'm going to continue to control the things that I control and worry about those things, and let Wayne, Wayne's the one who makes that decision, let Wayne worry about those other factors."

(with the vibes you've gotten are you confident that your job is safe?) "Yeah, and I wouldn't try and characterize vibes or all that. I think the way we're looking at it, I've mapped out our offseason schedule. I laid it out there for the players and staff earlier. I know we're going to take a week (off) and then come back next week and Gene and I sit down with Mr. Weaver and with the staff, evaluate the roster and go forward from there."

(do you normally have an annual end of the year meeting with Mr. Weaver to talk about that?) "What we do is get together and start talking about the roster."

(is that a group meeting or just you and Mr. Weaver?) "We meet every week so we sit down all the time, but we'll meet next week as we always do, have a good thorough evaluation of the roster and at that time we will discuss everything, as we do. The operation, how we're doing things, why we're doing things, it gives him an opportunity to ask questions. I'd rather have him ask me directly than get his information from the barber. So it works out a lot better."

(on the coaching staff having the week off not being unusual after the season) "What we do is we get away. Now different teams approach it different ways. We have in the past tried to cram it in right away, and last year we really adjusted and took a week; let some of the emotion of the season subside, take your time with the evaluation process, be thorough. It's the most important thing we'll do in the beginning our offseason, and then sit down, the dust has settled, the emotions have subsided and then systematically go through your roster and look for areas that you need to strengthen, that you want to strengthen. Have that dialog, have that information-sharing that we'll do. Learn all the medical, all the character, all the different things that we'll go through and consider, and then Gene and I will sit down after that and put together a plan."

(do you anticipate having a more standard turnover of your roster this year?) "Yeah, I would definitely think that. We've got a good group of hardworking guys. We need to add some talent. We need to get a few guys healthy that are on IR and we need to basically add to this mix and then let them fight for spots, let them fight for playing time, let them for roster spots. I know we have the draft picks now that we have remaining. I know we traded our second rounder last year but I also know that there'll be some compensatory picks in all likelihood because we lost more than we signed in free agency. I think we'll have an opportunity to strengthen ourselves in the draft, and the other two ways that you can strengthen yourself is free agency, which is risky and expensive, and then trades which you've got to have some trade value in order to be able to trade. So that's always an option but you have to find a partner and things have to work out right. So those are the three ways you strengthen a football team and we'll look for the best combination for us going forward."

(have you been told there will be a policy regarding free agency this year?) "We have not gone through that whole process yet. We'll go through that process. I think teams have gotten better at protecting the valuable free agents. I think the ones you really want are getting signed by their teams, and less and less attractive players are making it to the free agent market. And that's just the reality of it and especially with the collective bargaining agreement being where it is right now, I believe you have to be a sixth-year to get your free agent status. I think there are some guys whose fourth year is expiring right now that will find themselves, fourth and fifth year guys that are expiring right now, that will find themselves as restricted free agents and not able to move anyway."

The following material is the copyrighted property of Jacksonville Jaguars, Ltd. The material is not being made available to, and is not to be used by, any individuals other than members of the media that have been accredited by Jacksonville Jaguars, Ltd. The materials may be used for the purpose of providing limited amounts of quotable excerpts for use in connection with news reports and articles created by such members of the media. Any other use is strictly prohibited. The material is not to be shared with any third parties. The material may not be duplicated, reproduced, published or distributed without the prior written consent of Jacksonville Jaguars, Ltd.

(do you think the free agent class will likely be bad?) "It ought to be as small as it's been in a long time historically."

(do you anticipate drafting position-specific or more by value?) "Based on Gene's philosophy, and I'd rather he try and address those things, he has the final say in those things, my sense is, I'd rather him answer that himself but I think he'll still want to take the best player wherever we're sitting and be able to move around the board as we need to get into position or to get in an area where a certain position ought to be taken. I think we fell into a trap a couple of years ago thinking that we were so close that we gave up an awful lot to get a couple players at a targeted position, and I'm not sure that in hindsight that was a wise thing to do. So I think you have to learn from some of the experiences that you have and go forward and do a better job where you can, and I would think there would be a caution flag on kind of giving way to that kind of approach."

(with having a smaller free agent class are you more likely to keep guys who are under contract who might be on the fence?) "If they're the right kind of guys and they have the proper work ethic and commitment, that we're going to try and operate from strength and add to our group where we can. I think we had more of a purging last year whether it was age or whether it was different things that we didn't want to really continue with here, I think we made decisions to move on. I don't feel like we have that situation right now for instance."

(do you anticipate a player like Torrey Holt will be a part of your plan going forward?) "I know he'll be a part of the discussions. He had a good year for us. We have to talk with Torrey, we have to talk amongst ourselves and determine how much longer he wants to continue to play and how much value we think he continues to bring to the organization. I think those are the kind of decisions we'll get into in the next couple of weeks."

(what experiences did you learn from this past year?) "None jump into my mind. I know there are, I didn't come in with that thought in my mind."

(what's the first thing you'd like to do with your time off?) "I'll probably visit my daughter; other than that just a little down time."

(will you get away from football?) "I'll still watch, I won't get that far away. I'll be watching the National Championship Game and I'll be watching the playoffs. I'm a fan, I love it, so no, I won't get too far away."

(how proud are you of the team's effort with what you had?) "To me the rewarding part of coaching is teaching young men, helping impact their lives in a positive way, not just as players but as people, but taking them and teaching them and watching their development, watching them grow. Those are the things that are very rewarding about being a coach. With the way the roster ended up being put together there was a lot of opportunity for that. So it was a very rewarding year from that standpoint."

(was it as challenging a year for you?) "Very challenging, yeah. I look forward to getting a little rest. I think we all need to unplug and kind of recharge a little bit. For the players it's physically and mentally, but for coaches it's mentally. Where there's that challenge and that energy expended I think there's great opportunity, and I feel good about the work that was put in."

(the players were asked about the job you did and they showed glowing support. What kind of pride comes from that as a coach that the guys buy in?) "That buy-in, I saw it all year. That's where it feels good. I'm glad to hear they're not leading the charge to run the coach up a ladder. I'm glad to hear that; they're not running me off the plank. That's great, but I saw that all year. What I'm saying to you is the way I drove the team in camp, throughout the offseason and camp, throughout the season the way we pushed the group, the way they responded, I knew we had the buy-in; I knew we had that part. I thought that's what gave us a chance despite having some deficiencies. I think when you're a team and you play like that you have a chance to become more than the sum of the parts."

The following material is the copyrighted property of Jacksonville Jaguars, Ltd. The material is not being made available to, and is not to be used by, any individuals other than members of the media that have been accredited by Jacksonville Jaguars, Ltd. The materials may be used for the purpose of providing limited amounts of quotable excerpts for use in connection with news reports and articles created by such members of the media. Any other use is strictly prohibited. The material is not to be shared with any third parties. The material may not be duplicated, reproduced, published or distributed without the prior written consent of Jacksonville Jaguars, Ltd.

What football is about, what team sports is about, is coming together as a football team, being unselfish, working together for a common goal, and I really felt that with this team. We want to learn from that and we want to take a step forward from a talent standpoint and a skill standpoint, but that part was good."

(Maurice Jones-Drew said he felt like the team lost its identity a little bit. Do you agree with that? Can you get this team back to the physical mentality?) "That's a good question. I think really as I've looked at the season one of the things that I felt was imperative going forward is that we be crystal clear in terms of what it is we want to be, and that there not be any misunderstanding. So that clarity is something that I will definitely seek to establish with the staff and with our players so that they feel comfortable in knowing exactly what we are going to be. And I think the identity thing, I think part of that probably is from us searching for ways to be more explosive, which I think is important for us in the next evolution in our growth as a football team in the year 2010. I think you have to learn to be explosive, you have to look for ways to be explosive and to make plays. You can't just pound people into submission three and four yards down the field, but at the same time we are a power team. That's one of the things that we do well that we have a comfort level with. So we'll always have some aspect of that power approach."

(Maurice Jones-Drew's numbers were down the second half of the season. Did defenses attack you different? When you look back at the numbers of carries and receptions, is that where you envisioned him? He was at over 300 carries.) "I think the numbers ended up being really good, on the year as a whole. There was a question in a lot of people's minds. We made the bold, again, the bold approach to part ways with Fred (Taylor) and let Maurice be that guy and he stepped into those shoes and filled that role and had a big year and is going to the Pro Bowl. So I think that's all great but yeah, we'll look at all that. To see Rashad Jennings emerging at the end of the year, he became more trusted, more comfortable in what he would need to be able to do. Again, that's another example of us, you could grab an older veteran back to be your backup, have that backup that maybe spells Maurice just a little bit more during the year. What would you have now at the end of the year? Would you discard him and then not have a guy? So we have a young guy that we've developed that we feel is emerging who got better as the year went on, and I think right now if we were to start the season over he would get a little more and maybe be able to keep Maurice a little fresher throughout the course of the year. So that's something we'll have to keep an eye on, but he had a heck of a year for us."

(your offense average a little over 18 points a game and your defense averaged 24 points. In the past you've said you wanted those numbers flipped.) "Exactly right, and on the road it was even worse. Offensively our production on the road was even worse. That's our number one thing is we've got to get back to playing the type of defense I'm accustomed to. Playing and coaching in this league, the majority of my history in this league I've been associated with great defense. We slipped there a little bit. We need to get that back and we will work very hard to make that happen."

(are you suggesting that to flip those numbers it starts by getting your defense where you want it?) "Yes, we have to strengthen ourselves there. We weren't close to the kind of defense we have to have here in Jacksonville. It's what we covet, it's what wins. You've got to be able to get stops, you've got to be able to get pressure, you've got to be able to get off the field on third down. Those are issues that really bothered us all year and it's going to be a focal point of our offseason."

(if you're getting the effort from your team as you've stated, is the problem a personnel issue?) "We've got to maximize what we're getting out of our personnel and we've got to get the personnel that can win the one-on-ones when we create them. I think the one thing defensively, if you wait until you fool somebody and completely make them unable to handle your pressure because of something you're doing, then you're going to be limited to a small number of teams that have inexperienced quarterbacks or systems that have holes in them that you're able to punch holes in during the game. When you get up against the better teams with good quarterbacks who know how to get a hat on a hat, we can create one on ones but you're not going to create free-runners. We can't wait to

The following material is the copyrighted property of Jacksonville Jaguars, Ltd. The material is not being made available to, and is not to be used by, any individuals other than members of the media that have been accredited by Jacksonville Jaguars, Ltd. The materials may be used for the purpose of providing limited amounts of quotable excerpts for use in connection with news reports and articles created by such members of the media. Any other use is strictly prohibited. The material is not to be shared with any third parties. The material may not be duplicated, reproduced, published or distributed without the prior written consent of Jacksonville Jaguars, Ltd.

create a bunch of free-runners. Even when we had free-runners created this year we missed some sacks. The quarterback got the ball out quick because they couldn't block it or we didn't tackle well. Those are areas that we have got to be better in, that we will be better in. It's just not nearly good enough. I think the one thing you can count on is you can create one on one matchups, and then you've got to be able to win those one on one matchups. That's part of what we'll do."

(on a national story being reported that an unnamed source said there's a disconnect between you and Mr. Weaver. Did you hear of that report and do you have a response?) "No that wouldn't be something I'd want to respond to, an unnamed source. No, I haven't heard that until just now."

(with rebuilding the roster, how hard is it to tell the fans to be patient and how hard is it for you to be patient?) "I think you have to have the courage to stand up here and do the right things for the organization, so that's what I'm doing. Gene and I went into last offseason thinking about a plan. The plan is underway. I think we covered a lot of ground. We know we have work to do, but I have the courage to see it through. We're going to continue to do the right things for the right reasons and that's what we have to do. It's what you have to do to have a chance. If you start jumping around and changing plans and all that then you find yourself far worse than where we are. We're a young team that fought its way into contention. Another strong offseason we ought to be knocking the door down, so that's the way I'm looking at it."

(can you give the fans anything specific to hold onto this offseason?) "Just look at what we just did with turning this roster over, look at some of the young faces, they're exciting prospects going forward. Look at Maurice, I think he's a great guy to look at. I think Pot Roast (Terrance Knighton), some of those guys are great stories. I think when you get to know them they're good people. Derek Cox, Pot Roast, some of these guys that we have are good people. I think they should be out in the forefront. I think they're what's most exciting about what we're doing right now."



EDITORIAL

Ticket sales is the measure

The truth is at hand

By Vic Ketchman, jaguars.com senior editor
01/13/10

Watching Tony Boselli as he led Tuesday night's pep rally caused me to reflect on a night 15 years ago, when Wayne Weaver's jet transported Boselli back to the Jaguars' training camp in Stevens Point, Wisc., following knee surgery in Jacksonville.

I had just turned out the first-ever edition of the now-defunct team newspaper, "Jaguars Inside Report," and was hitching a ride back to camp on "Air Weaver." Boselli stretched his damaged leg across the aisle and we talked. I liked that about the kid; he liked to talk.

Anyhow, I remember that at some point in the flight, maybe it was over Ohio or Michigan, I thought to myself, "I hope this kid can play." It didn't take long to find out he could.

Fifteen years later, the kid was trying to save the franchise he helped build. He stood in front of 500 or so diehard fans, energizing them in a movement that is being grossly underrated. This could be it, folks. This could be the whole ball of wax.

Yeah, the kid could play and he could talk, too, and last night he took his ability to talk to a higher level. I was impressed. He commands people. I'm honestly beginning to think that one day he really will be mayor of Jacksonville.

The façade on the west side of the stadium bears his name. Boselli put it there by the quality of his play. If the movement he's leading now succeeds, I'll lead a movement to put his name on the east side of the stadium, too.

Do you understand, folks, what's at stake? Yeah, I know, Weaver keeps saying the Jaguars are here to stay, but Weaver has also said the franchise will not be viable should last year's attendance woes continue. The message is clear: We gotta start buying tickets, or else.

Boselli's myteamteal.com is a metaphor for save the franchise. As with all save campaigns – save the whale, save the polar bear, etc. – the or else is understood. Save them or they'll die.

Again, I ask, do we truly understand what's at stake with this save the Jaguars campaign? There won't be another one of these. This is the one and only save the Jaguars movement and it will likely determine the future of professional football in Jacksonville.

Tuesday night's speakers were a distinguished lot. Carl Cannon is the former publisher of "The Florida Times-Union" and one of the original "Touchdown Jacksonville!" organizers. Weaver, of course, is the team's owner. Gene Smith is the team's general manager. Boselli is the face of the franchise. John Peyton is Jacksonville's mayor, which means the mayor has spoken twice in one month at Jacksonville Municipal Stadium on behalf of the movement.

Clearly, this is important stuff.

A certain editorial writer will tell you that life in Jacksonville would go on without the Jaguars, and he's right, it would, but there isn't a sensible person in this city that won't warn you of the devastating retraction this city would face in such a life.

This is it. This may be the most important offseason in the history of this franchise, possibly in the history of Jacksonville sports. Don't delude yourself into thinking there'll be another save the Jaguars. This is the one and only. Even the mayor issued a not-so-velled warning.

"We have a history of overcoming in this city and we are at one of those moments again. The measuring stick of viability is ticket sales," he said.

It was not political rhetoric. It's the truth.



JAGUARS NEWS

Ticket-sales movement begins

Boselli details strategy

By Vic Ketchman, jaguars.com senior editor
01/12/10

"Touchdown Jacksonville!" officially kicked off its offseason effort to sell out Jacksonville Municipal Stadium in 2010, with a pep rally outside the BudZone on Tuesday evening. About 500 fans attended the event, which followed a presentation and appeal to representatives of Jacksonville's 60-largest corporations to assist in the ticket-sales effort.

Jaguars owner Wayne Weaver, Jacksonville Mayor John Peyton, Jaguars General Manager Gene Smith, and movement organizers Carl Cannon and Tony Boselli addressed the crowd. Boselli, the first and only member of the Jaguars' "Ring of Honor," provided details of the ticket-sales strategy and asked those in attendance to become "team captains."

"I choose to live here now and I'll be darned if I'll let Los Angeles or any other city come and take our team," said Boselli, the first draft pick in Jaguars history in 1995.

Boselli told fans he wanted them to become "team captains" and "we want you to go find friends." Fans can become "team captains" by buying two season tickets and making a three-year commitment to maintaining those tickets.

More information about the ticket-sales movement can be found on the website myteamteal.com.

"Delores and I love this city. We are totally committed to this city. If we all come together, we can fill this place up. It brings out the best in our football team," Weaver said. "We have the best fans. We don't have enough of them but we have great ones."

Smith recently completed his first full year as the team's highest-ranking football operations executive. The hope is that Smith will follow what might be the best draft class in Jaguars history with another solid crop that would further establish the Jaguars as a postseason contender.

"We laid a strong foundation this first year. It'll enable us to take the next step toward our goal. We plan to be very aggressive in the out of season in acquiring championship personnel," Smith said.

Boselli praised Smith's work as "one of the things that gives me great confidence we're going in the right direction."

Earlier in the day, Weaver met with head coach Jack Del Rio and established a new direction for 2010. Weaver then met with reporters in the afternoon and said he is no longer accepting of average and wants the Jaguars to become one of the NFL's elite teams.

"I'll say it again: This team is committed to Jacksonville, we're going to be in Jacksonville and we're going to bring that ring, but we can't do it without the community helping us," Weaver told the crowd. "While we were disappointed with the way our season ended, I'm encouraged by what I saw. This team is going to be competing for the postseason next year."

Mayor Peyton began the festivities with a short speech that emphasized the importance of the Jaguars to Jacksonville's identity and prosperity.

"One thing everybody in the country knows is that Jacksonville is an NFL city. Having an NFL team is a stamp of approval. It's a powerful tool," Peyton said. "We have a history of overcoming in this city and we are at one of those moments again. The measuring stick of viability is ticket sales. We can sell out this stadium."

Thus, begins a movement that could go a long way toward determining the future of the NFL in Jacksonville.

Weaver's research leads to an eighth season with Jaguars for Del Rio

By MICHAEL C. WRIGHT
The Times-Union

Jaguars owner Wayne Weaver revealed Tuesday that he conducted the most extensive internal review of the team's 15-year history in the nine days following the final game of the team's season-ending collapse.

The legwork — which included in-depth discussions with virtually every member of the football staff — led to Weaver's decision to retain Jack Del Rio as Jaguars head coach, officially closing the book on days of speculation.

"I believe in Jack," Weaver said. "Jack is the guy that can get us there [to the postseason]. The fans have to have enough trust in me to believe that I'm making the right decision for the franchise."

With widespread conjecture about Del Rio's supposedly shaky job status and reports about a possible departure to take a job at the University of Southern California, the coach sat down Tuesday with Weaver for their customary end-of-the-season evaluation. Weaver walked out of the meeting feeling optimistic about the club's direction for the future.

The owner said the sit-down focused mostly on "accountability, trust and standards," indicating that accountability will be one of the organization's biggest priorities — from top to bottom — moving forward. In addition, Weaver has charged Del Rio and general manager Gene Smith with the task of finding out "what kind of team do we want to be?"

Weaver, Del Rio and Smith meet again today to try to make that determination.

"Once we all coalesce around what type of team we want to be, [Del Rio and Smith's] job is to tell me what kind of team we want to be," Weaver said. "Then, let's be true to that mission and draft around that concept and build a team around that concept."

The team seems to possess the adequate pieces to kick off the progress, given the fact it played 16 rookies last season — including starting tackles Eugene Monroe and Eben Britton — and a total of 33 new Jaguars.

But the Jaguars could scrap



Del Rio

a good portion of what they've done schematically in the past on both sides of the ball, Weaver said. He spoke about assigning "special projects" this offseason to offensive coordinator Dirk Koetter and defensive coordinator Mel Tucker.

"Let's judge ourselves; let's be critical," Weaver said. "That's what I do in my other businesses. There's nothing wrong with being self-critical. What's wrong with going and looking at the other offenses [in the NFL] and saying, 'You know what? We can learn from this offense. We can do some things better. We can disguise some of these blitzes better. We can get better.' We spent a lot of time [in Tuesday's meeting] talking about those things. All my life, I've had to run businesses. You've just got to go fix it when it's not right."

Del Rio didn't meet with the media Tuesday, and Weaver said the coach was busy attending to personnel evaluations.

Going into the meeting with Weaver, Del Rio was considered in some circles to be on shaky ground, in part because of his 58-57 record, one playoff victory in seven seasons and a calamitous four-game slide to end the regular season. Three sources within the organization said last week that the team didn't plan to fire Del Rio, who was owed close to \$16 million on the remaining three years of his contract.

The coach's status became more uncertain over the weekend. The sudden departure of Southern California coach Pete Carroll to the Seattle Seahawks thrust Del Rio into the spotlight as one of the candidates to replace Carroll. Much of the speculation regarding a possible departure to Southern Cal focused on Del Rio's ties with the school as a former All-American linebacker for the Trojans.

"I was a little nervous with that USC story coming up," Britton said. "But I'm happy to hear that he will be back."

The Los Angeles Daily News reported late Monday night that the school had actually sent Del Rio a contract. That same night, Del Rio — who had stayed at the team's facilities until nearly 10 p.m. — told The Times-Union that he planned to return as the club's coach.

"Just thought some truth would be good mixed with all the speculation," Del Rio said after discussing his plans to return to Jacksonville, adding that he was "preparing our off-season plan going forward, and nothing other than that."

Weaver said he and Del Rio never talked about the coach's possible departure, adding, "I assure you, he's not going to

Southern Cal." Weaver also said that the close-to-\$16 million remaining on Del Rio's contract didn't play a role in the decision to retain him.

"I want to win," Weaver said. "I'm gonna turn 75 this week. I want one of those rings."

The only way to get one is to elevate the team to a level higher than what Weaver described last week as "average" over the past seven years. Weaver delved into some of the team's monumental misses in the draft and free agency, accepting much of the blame for how things have unfolded over the years in personnel.

"We have to acknowledge the fact that what set us back to [being] average the last few years is we did miss badly on first-round draft choices," Weaver said. "We missed badly on some free agents. Shame on me that I haven't [done extensive internal reviews of the organization] more. Shame on me — for if I would've dug deeper in some of the earlier years with some of the personnel things going on in this building — I would've had a different result than we did."

"I believe after going through and evaluating this organization, I've made the best decision for the franchise. And, no, average is not acceptable."

michael.wright@jacksonville.com,
(904) 359-4657; Follow him
on Twitter @jagsreporter.



JAGUARS NEWS

Weaver wants Jags to be elite

Average not acceptable

By Vic Ketchman, jaguars.com senior editor
01/12/10

A morning-long meeting with his head coach clearly left Jaguars owner Wayne Weaver re-energized.

"I feel good about our meeting. I feel good that the team of Gene Smith and Jack Del Rio is going to take this franchise to an elite level," Weaver told reporters at a press conference on Tuesday afternoon that provided the results of the much-publicized meeting.

It was a meeting most thought would center on a reported offer for Del Rio to become the head coach at his alma mater, USC. Weaver said the USC job was never discussed.

"Didn't even talk about that. I wasn't interested in that. I wanted to know if Jack wanted to be here and was committed to this franchise," Weaver said. "My expectation is that this team will compete for the playoffs this year. There are things we have to do differently. We're just moving forward."

Weaver was enthusiastic and forceful in his talk to the media. He touched on several subjects, but the main theme of his message was a heightened expectation for the team's on-field performance. He set a goal of becoming one of the NFL's elite teams. Clearly, that message was sent earlier in the day to Del Rio and General Manager Gene Smith.

"How do we take this franchise to an elite level?" Weaver said of his question to Del Rio and Smith. "We've been an average football team. A lot of that responsibility belongs on this guy's shoulders. I have to accept responsibility, along with Jack and Gene Smith."

Weaver blamed himself for allowing the personnel mistakes that sabotaged six drafts to continue for too long. Weaver, of course, made sweeping changes in the personnel department last winter, promoting Smith to the highest-ranking job in franchise history. The result was, arguably, the best draft in team history.

"We did miss badly on some draft choices. We missed badly on free agents," Weaver said. "I've made the best decision for the franchise. No, average is not acceptable."

Del Rio has three years remaining on a contract that'll pay him another \$15 million. When asked if the money the team would've owed Del Rio factored into the decision to retain him, Weaver answered sharply, "No."

Weaver wanted to hear a commitment to new and better ways of doing things, and apparently he heard that in Tuesday's meeting.

"Our fans aren't as close to the decision-making process as I am. I have to be careful not to have a knee-jerk reaction that would set the franchise back even more. I'll turn 75 this week. I want to win. I want to win one of those (Super Bowl) rings," Weaver said.

"There are three people that can make a difference in this football team," he added, referring to himself, Del Rio and Smith. "We're all on the same page now."

Weaver also touched on these subjects:

Quarterback David Garrard—"I think David Garrard can win for us. We have to do some things differently there, in terms of preparation."

The offense—"Let's look at our offense. Let's be self-critical. Let's look at other offenses. Come on, we can get better."

Drafting the best available player—"We haven't always done that. Let's be true to what we've said we're going to do."

Playing games in Orlando and London—"Once we get past this (next) Collective Bargaining Agreement, we'll probably go to an extended season (18 games). If we do, it would make sense to play a game out of market (Orlando). Would I consider London? We're not going to play in London this year."

Del Rio spent the afternoon in meetings with his coaches, who no doubt were relieved to hear the results of their head coach's meeting with Weaver and Smith.

"Jack is on board. He knows there are things we have to do better," Weaver said.

ROBUST ROOKIE CLASS

Four are starting, others contributing for surprising Jags

BY MICHAEL C. WRIGHT
The Times-Union

When it comes to the NFL Draft, the Jaguars' margin for error isn't taken lightly by general manager Gene Smith.

The current economic state of the small market franchise won't allow free-agency shopping sprees or flyers in the draft on long-term projects that can't help out almost immediately.

That's the approach Smith takes, and although it's still too early to tell, it appears that philosophy is working. All nine players selected in the 2009 draft are still on the roster, eight have made significant contributions and four have started nine games or more. Without the rookies, the Jags wouldn't be 7-5 and in control of their playoff destiny, heading into today's game against the Miami Dolphins.

"We are a smaller market, so certainly I feel we have to make fewer mistakes [in the draft], and we have to do business a different way as it pertains to pro free agency," Smith said. "We want to build this team and sustain success through drafting well. By studying the history of the player on and off the field, we can target guys that have what we call Jaguar traits that certainly fit talent-wise, too. I'm not gonna gamble. I'm not gonna gamble on the player, not gonna gamble on the person. I'm only gonna take calculated risks."

Here's how Smith's risks have panned out so far this season:

OT EUGENE MONROE FIRST ROUND, 8TH OVERALL



College: Virginia
Ht./Wt.: 6-5, 320
GP/GS: 11/9

Monroe's season: Has started in nine games. Has struggled at times, giving up a handful of sacks. But as the club anticipated, Monroe is a better pass protector than run blocker at this point.

GM Smith says: Eugene came into training camp obviously late [12-day holdout]. With the exception of the quarterback,

[left tackle] is the one position that's got to be taught the most. So he had a little bit of a learning curve. He had a setback where he was sick and lost some weight. He got back on track and has played well. Can he play better? Certainly, I think he would say that. But I think Eugene knows that his best is yet to come. There are certainly some things he needs to improve upon and I feel comfortable that he will.

OT EBEN BRITTON SECOND ROUND, 39TH OVERALL



College: Arizona
Ht./Wt.: 6-6, 310
GP/GS: 11/11

Britton's season: Advanced quickly in training camp and his development forced the Jaguars to release Tony Pashos, who had started the last two years at right tackle. Has started every game except one (knee). A dominating run blocker, Britton is a little over-aggressive at times.

GM Smith says: Eben's the type of guy that has a tenacity to finish every block. He's played fairly consistent football. Where he's gotten into some problems at times is something maybe from a technical standpoint because he's certainly got the feet to play tackle. Sometimes your aggressiveness can work against you in pass protection. For him, too, it's been a learning curve. But he's been with us through all of training and every game with the exception of one, and he's done, I think, a very good job.

DT TERRANCE KNIGHTON THIRD ROUND, 72ND OVERALL



College: Temple
Ht./Wt.: 6-3, 325
GP/GS: 12/12

Knighton's season: Of the nine defensive tackles taken in the first three rounds of the draft, Knighton is the only one to start every game as a rookie. More often than not, Knighton has won his one-on-one matchups with opposing centers, making him a factor in stopping the run. Has 35 tackles, but only half a sack.

GM Smith says: Terrance has shown a lot of toughness. He played with a high ankle sprain through the year. He's got dominant traits against the run. He's got to learn how to play with his hands a little bit better because he's got long arms that he can really utilize even more than he does now in terms of playing off blocks. He had a couple of situations where he got on the edge of some blocks. Although he didn't get the sack, he beat the center one-on-one and forced the quarterback to move. He's been better against the run than he has been as someone affecting the throw.

CB DEREK COX THIRD ROUND, 73RD OVERALL



College: William & Mary

Ht./Wt.: 6-1, 190

Games played/started: 12/12

Cox's season: Of the 22 defensive backs drafted in the first three rounds, Cox and Miami's Sean Smith are the only rookies to start every game. In his first start, Cox intercepted Peyton Manning and recovered a fumble on the ensuing drive. Has quickly become one of the club's top pass defenders.

GM Smith says: Has made very good progress. He had a good menu of receivers early that he faced, and I think it was an educational experience. I think he's learned how to study the receivers he's going to be confronted with. He's starting to build a book on those players, especially the receivers in the division. I think that's helped him cause down the stretch.

WR MIKE THOMAS
FOURTH ROUND, 107TH OVERALL



College: Arizona

Ht./Wt.: 5-8, 198

Games played/started: 10/3

Thomas' season: Slowed by a training camp hamstring injury and was inactive the first two games. Once he returned, Thomas established himself as a versatile player. Has 32 catches for 306 yards, and averages 23.8 yards on kickoff returns and 9.2 yards on punt returns. Caught seven passes in the club's win over St. Louis.

GM Smith says: Mike is an offensive weapon. We've used him on our reverses, we've used him on our return game and we've used him as a receiver. He's emerged as a playmaker. If you go back to the Jets game, I think there were two situations. When it was third and 9, he made the catch. He made a fourth-and-4 catch. He's made some clutch plays. The one thing about him is he's a little bit of Maurice Jones-Drew playing wide receiver because he's a very competitive guy that when the ball's in the air, he thinks it's his.

WR JARETT DILLARD
FIFTH ROUND, 144TH OVERALL



College: Rice

Ht./Wt.: 5-10, 187

GP/GS: 7/0

Dillard's season: Lacks size and speed, but has proven to be a precise route runner and big-play target in clutch situations. After struggles with dropped passes during training camp, Dillard averaged 17.6 yards per catch in seven games. A broken ankle in Nov. 15 win over the Jets ended his season.

GM Smith says: Jarett was making plays in practice. Then when given opportunities, he transferred that over to the field. When you talk about character, here's a guy that was a three-time captain coming out. Football is extremely important to him. I think it hurt all the players on the team when he got hurt because they knew how important the game is to him, how much he works. Sometimes, he almost works too hard, and it works against him. We're excited to have him coming back because the bigger the moment, the better he performs.

TE ZACH MILLER
SIXTH ROUND, 180TH OVERALL



College: Nebraska-Omaha

Ht./Wt.: 6-4, 245

GP/GS: 10/0

Miller's season: A college quarterback, Miller's transition to NFL tight end came slowly due to the blocking and physical nature of the position. So the club made him primarily a special teamer early in the season. Has caught a pass in the last two games, including three receptions last week for a team-high 76 yards.

GM Smith says: He led his [college] team to three conference championships as a quarterback, so he has a great feel for the game. But he's got some of the same things that Mike Thomas has. He's very competitive. For a tight end, he's got rare speed, just like Mike [Thomas] has got rare speed. Zach has been very patient and I think you saw [against Houston] what he's capable of doing. He can definitely be someone that can develop into a playmaker in an offense.

RB RASHAD JENNINGS
SEVENTH ROUND, 250TH OVERALL



College: Liberty

Ht./Wt.: 6-1, 235

GP/GS: 12/0

Jennings' season: With Maurice Jones-Drew the main ballcarrier, Jennings had to find a niche on kickoff returns and worked to improve his blocking as a running back. Once that happened, the Jags gained enough confidence in Jennings to hand him the ball. Averages 4.8 yards per carry with one TD, and serves as Jones-Drew's primary backup.

GM Smith says: The past two weeks, when he got opportunities to chip a defensive end, he did a tremendous job of chipping on his releases. He's got excellent hands. He's become more decisive as a runner. He runs with authority and that started really coming out in practice. So I don't think it's surprising to people on the team. It might be surprising people outside of this building. But he's been doing good things in practice, and he's taking advantage of the opportunities he's been given.

WR TIQUAN UNDERWOOD
SEVENTH ROUND, 253RD OVERALL



College: Rutgers

Ht./Wt.: 6-1, 178

GP/GS: 3/0

Underwood's season: Still learning to combine his speed with solid route running. Has played in three games, primarily as a special teamer, but may get his first shot today as a receiver because of injuries.

GM Smith says: Tiquan has got legitimate speed. Now the one thing he can do is he can come out of a lateral cut well. So he's developed as a route runner. He's still developing his releases. He's trying to find a role on special teams. But he can play any of the positions. He's probably one of the most eager guys to learn.

Thursday, December 10, 2009

Architect Smith talks Jags and, yes, TebowBy Paul Kuharsky
ESPN.com

Gene Smith is straightforward, simple and a little uncomfortable when he's the focus. He's no jokester pulling punch lines out of his pocket.

Those are qualities that make him seem like a perfect fit for his job. Twelve games into his first season as GM of the Jacksonville Jaguars, he works quietly, anonymous to most NFL fans. That's just fine with him.

With his team surprisingly in control of one of the AFC's final playoff spots as it prepares to host Miami Sunday and Indianapolis next Thursday night, he's been more popular this week, carving out more time to talk to people like me.



First-year general manager Gene Smith appears to have the 7-5 Jaguars on the right track.

His first draft class has made as big a contribution as any in the league and includes a third-round defensive tackle from Temple, Terrance Knighton, and a third-round cornerback from William & Mary, Derek Cox. Coming from those non-powerhouse schools, both picks raised eyebrows when their names were called in April. Both have been effective and look to be long-term building blocks.

Some of Smith's personnel peers say he deserves applause for his willingness to go with them.

"You've got to identify what your needs are, really look at the players and not worry about what everybody else says and I think that's what they did," one AFC personnel man said. "You'd prefer not to have to make those decisions your first or second year, you'd like that to come further down the road. But sometimes you don't have a choice. I think he gets a lot of credit for stepping forward and doing what he thought was the right thing."

Unless things come apart for the 7-5 Jaguars in spectacular fashion from here, I believe Smith has done enough of the right things that he ought to be seriously considered for any executive of the year awards.

In a wide-ranging conversation Thursday afternoon, we covered a lot of ground.

Here is my attempt to plug you into all of it.

Draft class: Part of the reason the team's gotten such a big contribution from its draft class is because it had holes to fill and opportunities to provide. Perhaps other teams drafted as well, but haven't had to call on their rookies so much.

"They prepare well. They take what they do very seriously. They've got a passion for their profession," Smith said of the group. "I am proud of each one of them, because when given opportunities they've been able to take advantage of them because of their approach to the game. Sometimes you don't see that all the time in younger players. I am not saying these players don't have a learning curve, but there is a maturity level with this group that has been very positive to see."

I asked him for a quick evaluation of the top four picks: Left tackle Eugene Monroe, right tackle Eben Britton, Knighton and Cox.

- **Monroe:** Been a better pass-blocker than a run-blocker like in college, although he's improving as a run-blocker. He's been matched a lot with the best pass-rushers, and we've had a good menu of them on our schedule. He's had his moments when he's given up some sacks. More off of technique or footwork than his skill set.
- **Britton:** Eben's been with us from day one. He's really done a good job run blocking. Pass blocking, where he's probably had some struggles, he's been too aggressive and that can work against you. The times he's been beat, again, it hasn't been his skill set. It's been footwork and technique.
- **Knighton:** Has shown dominant traits against the run. Here's a guy that's 330 pounds that's very athletic, long arms, learning how to play off blocks better. Starting to show signs of a guy who can get on the edge of a block and be an inside force as a pass-rusher. Today, he's been a very stout run-defender. He's really had a good year and he's sustained it.
- **Cox:** He's got a natural feel and awareness for the game. He's got a little bit of Rashean Mathis in him that way. He's got outstanding ball skills. For a big corner, he's got good feet and hips and can close. We feel like he belongs. He has sustained it as well.



The Jaguars drafted Eugene Monroe with the eighth overall pick in April.

Performance versus expectations: Smith said he was cautiously optimistic at the start of the year, that he liked the blend of veterans and kids. He didn't know how quickly youth would perform. He said that if during camp he knew the Jags would be 7-5 and in control of the final wild card with four games left, "it would have been close to the high end" of what he thought could happen. But he knows it's more of a surprise to outsiders.

As for how he has done as a first-year GM with power over personnel decisions:

"I've done OK," he said. "It's like a quarterback who takes over as a starter. There is some on-the-job training. I feel like you can outsmart people some of the time but you can outwork them all of the time. I feel like the one thing that I can already do for the coaching staff is give them a competitive advantage by what we do in player personnel."

He credited player personnel director Terry McDonough and the scouting staff for helping give the team an edge.

Team personality: There is a talent gap between the Jaguars and the team they are chasing, the undefeated Colts.

"I like to think that we're getting closer," Smith said. "The Colts being in our division are the benchmark ... Our goal is certainly to become what they are. That's what we're striving for."

But in terms of team personality, Smith already has a lot of what he wants.

"We have a good team profile of guys who understand it's a privilege to be in the NFL, guys who have some structure and discipline in their lives and guys who do understand you have to have a team-first mentality to compete at the very highest level," Smith said. "It takes good fortune in terms of your roster health and then it takes a group of good players who play great together."

Tim Tebow: A local guy with a storied career in nearby Gainesville, Tebow would do a lot to perk interest in the Jaguars, who struggle at the gate. But that's not going to be a factor in where Smith ultimately places the Florida quarterback on his draft board.

Smith said the Jags have a very good feel for Tebow, a Jacksonville product who he does believe can be a successful NFL quarterback. Smith called him an outstanding player and competitor.

"I've never drafted based off marketing, we have a department for marketing," Smith said. "From my standpoint, we have a system we employ here and it's best available player in the draft. If he's the best available player when we're drafting at whatever point in the draft, he would be a Jaguar. But we'll stay with our system."

Jack Del Rio: Del Rio probably ranks behind Sean Payton and Marvin Lewis, but certainly deserves to be mentioned in the coach of the year conversation.

Smith said his relationship with the coach has been great and he admires how Del Rio and his staff have won a lot of different ways with a lot of different people.

"He's got some scout in him and I've got some coach in me," he said. "We just instinctually see things very similarly for whatever reason."

He thinks part of it is they both grew up watching fathers who were in construction.

Distractions: The big story for a lot of the country isn't how the Jags have played, it's how they've drawn. Though they are 5-1 at home, their average attendance of 45,497 is second-worst in the league and all their home games have been blacked out.

Smith wants to be a background guy, and those storylines have actually allowed him to lay low.

"I am not the face of the franchise, I certainly don't coach the team and I am not the quarterback," he said. "I understand my defined role. ... Whatever I was at any point in my life, whether it was assistant football coach, recruiting coordinator, Blesto scout, regional scout, director of college scouting, the only credit I ever wanted was winning."

"And that's the only credit I still want. Good drafting should be defined by how you transfer it to the field, defined by winning on the field."

Roster-building strategy: The Jaguars gave up a second-round pick to draft Cox and a seventh-rounder to get backup quarterback Luke McCown. That means Smith will have a smaller second draft class. He said the Jaguars can make up for that with undrafted successes like Russell Allen and William Middleton.

The philosophy against spending big for free agents won't change.

"This is a smaller market here and we do have to make fewer mistakes and in pro free agency we have to do things in a different way and in a way that fits my philosophy in roster building," Smith said. "... Certainly pro free agency has a role. They'll be players we target."


"The key thing is placing the right market value on them by evaluating them correctly and then trying to see how you fit them into your team structure. We're going to build this team through the draft and I feel like over the long term that's what's going to enable us to sustain success."

The next four weeks: If the Jaguars only win one of their final four, they'll have missed a great chance. But an 8-8 year would still be a success considering their overhaul. What's Smith thinking about with four games remaining and a playoff berth there for the taking?

"It may not always be reflected on the scoreboard, some of the things that are taking place in good way," he said. "I just want to continue to see improvement. You can lose games and I really believe it's more about the lesson than the loss sometimes. Especially with the young players. I've seen growth on this team and improvement and that's all I want to continue to see."

"We'd like to win the rest of our games and be in the playoffs. But realistically we're honed in on the next game and we're looking for improvement and we'll just see where that takes us."

JACKSONVILLE
JAGUARS



2009 NFL STATISTICS

WEEK 17 / THROUGH SUNDAY, JANUARY 3, 2010

TEAM RANKINGS

American Football Conference

	Offense			Defense		
	Total	Rush	Pass	Total	Rush	Pass
Balt.	7	4	7	2	2	6
Buff.	14	10	14	10	15	2
Cin.	12	6	12	3	3	4
Cleve.	16	5	16	16	13	15
Denver	8	11	6	5	12	3
Hou.	2	14	*1	7	5T	11
Ind.	4	16	2	9	11	9
Jax	10	7	8	12	9	14
K.C.	13	8	11	15	16	12
Miami	9	3	9	11	8	13
N.E.	1	9	3	6	7	8
Jets	11	*1	15	*1	4	*1
Oak.	15	13	13	13	14	5
Pitt.	3	12	5	4	1	10
S.D.	5	15	4	8	10	7
Tenn.	6	2	10	14	5T	16

National Football Conference

	Offense			Defense		
	Total	Rush	Pass	Total	Rush	Pass
Ariz.	7	15	7	10	10	11
Atl.	8	6	8	11	6	14
Car.	9	1	15	3	12	1
Chi.	12	16	11	9	13	5
Dallas	2	3	2	4	3	9
Det.	13	11	12	16	14	16
G.B.	4	5	3	1	*1	2
Minn.	3	4	4	2	2	8
N.O.	*1	2	1	13	11	13
Giants	5	7	6	7	7	6
Phil.	6	9	5	6	5	7
St. L.	16	8	16	15	15	12
S.F.	14	12	13	8	4	10
Sea.	10	13	9	12	8	15
T.B.	15	10	14	14	16	4
Wash.	11	14	10	5	9	3

National Football League

	Offense			Defense		
	Total	Rush	Pass	Total	Rush	Pass
Ariz.	14	28	12	20	17	23
Atl.	16	15	14	21	10	28
Balt.	13	5	18	3	5	8T
Buff.	30	16	30	19	30	2
Car.	19	3	27	8	22	4
Chi.	23	29	17	17	23	13
Cin.	24	9	26	4	7	6
Cleve.	32	8	32	31	28	29
Dallas	2	7	6	9	4	20
Denver	15	18	13	7	26	3
Det.	26	24	21	32	25	32
G.B.	6	14	7	2	*1	5
Hou.	4	30	*1	13T	11T	18
Ind.	9	32	2	18	24	14
Jax	18	10	19	23	19	27
K.C.	25	11	25	30	31	22
Miami	17	4	20	22	18	24
Minn.	5	13	8	6	2	19
N.E.	3	12	3	11	13	12
N.O.	*1	6	4	25	21	26
Giants	8	17	11	13T	14	15
Jets	20	*1	31	*1	8	*1
Oak.	31	21	29	26	29	7
Phil.	11	22	10	12	9	17
Pitt.	7	19	9	5	3	16
St. L.	29	20	28	29	27	25
S.D.	10	31	5	16	20	11
S.F.	27	25	22	15	6	21
Sea.	21	26	15	24	15	30
T.B.	28	23	24	27	32	10
Tenn.	12	2	23	28	11T	31
Wash.	22	27	16	10	16	8T

T = Tied for position

* = League Leader

WEEK 17 / THROUGH SUNDAY, JANUARY 3, 2010

AFC / TEAM/OFFENSE RANK

Tm	(A)	(B)	(C)	(D)	(E)	(F)	(G)	(H)	(I)	(J)	(K)	(L)	(M)	(N)	(O)	(P)	(Q)
BAL	7	7	4	2	7	6	5	10	7	6t	14	9	1	10	9	4	14
BUF	14	13	10	6	14	13	15	16	16	16	13	13	5	2	3	14	8
CIN	12	12	6	13	12	10	7	6	10	8	3	1	12	9	15	11	12
CLE	16	16	5	8	16	16	14	9	14	13	4t	2	3	13	10	15	1
DEN	8	9	11	10	6	8	4	7	8	12	16	5	14	7	14	10	7
HOU	2	4	14	15	1	2	8	4	2	9	4t	4	9	11	5	5	15
IND	4	1	16	14	2	3	10	1	3	1	15	15	11	6	11	3	13
JAC	10	8	7	4	8	9	1t	13	9	3	7	7	10	15	8	13	16
KC	13	14	8	5	11	14	11	12	13	15	11	14	13	5	2	12	6
MIA	9	11	3	7	9	12	12	8	4	2	2	10	6	3	4	7	4
NE	1	3	9	12	3	4	3	2	1	5	9t	3	8	16	16	2	10
NYJ	11	10	1	3	15	11	16	11	12	11	1	6	2	14	13	9	11
OAK	15	15	13	11	13	15	13	15	15	14	12	16	16	1	1	16	3
PIT	3	5	12	9	5	5	6	14	5	10	4t	8	4	12	12	6	5
SD	5	2	15	16	4	1	1t	5	6	4	9t	11	7	4	6	1	2
TEN	6	6	2	1	10	7	9	3	11	6t	8	12	15	8	7	8	9

AFC / OPPONENT/DEFENSE RANK

Tm	(A)	(B)	(C)	(D)	(E)	(F)	(G)	(H)	(I)	(J)	(K)	(L)	(M)	(N)	(O)	(P)	(Q)	(R)	(S)
BAL	2	2	2	1	6	8	2	10	4	4	3	7	2	8	4	2	15	3	5
BUF	10	6	15	15	2	2	1	9	11	12	11	8	3	1	6	9	5	12	13
CIN	3	3	3	4	4	5	4	8	3	8	5	14	6	9	1	4	6	8	9
CLE	16	15	13	14	15	12	15	5	16	9	7t	3	1	6	3	11	9t	14t	16
DEN	5	4	12	12	3	3	6	4	6	6	7t	15	9	15	14	7t	16	9	7
HOU	7	9	5t	8	11	9	13	13	8	10	4	2	7	16	15	10	14	6	4
IND	9	5	11	9	9	4	11	12	14	16	1	9	15	13	16	5	9t	5	8
JAC	12	13	9	5	14	16	10	16	9	15	15t	1	8	14	13	13	12	13	12
KC	15	16	16	16	12	14	9	15	13	7	12	4	11	11	10	16	4	14t	14
MIA	11	14	8	6	13	15	8	1	7	2	10	10	4	10	9	14	11	10	10
NE	6	10	7	10	8	10	3	11	5	5	6	12	14	2	2	3	1	1	1
NYJ	1	1	4	2	1	1	5	7	1	1	2	11	10	7	5	1	8	4	2
OAK	13	12	14	13	5	13	16	3	12	3	13	6	16	4	11	12	2	16	15
PIT	4	7	1	3	10	6	14	2	2	14	14	13	13	3	8	7t	3	7	3
SD	8	8	10	11	7	7	12	6	10	11	7t	16	5	5	7	6	13	2	6
TEN	14	11	5t	7	16	11	7	14	15	13	15t	5	12	12	12	15	7	11	11

- (A) Total Yards per Game
- (B) Yards per Play
- (C) Rushing Yards per Game
- (D) Rushing Yards per Attempt
- (E) Passing Net Yards per Game
- (F) Passing Net Yards per Play
- (G) Passing, Percent Had Intercepted
- (H) Sacks per Pass Play
- (I) First Downs per Game
- (J) Third Down Efficiency
- (K) Fourth Down Efficiency
- (L) Punt Return Average
- (M) Kickoff Return Average
- (N) Gross Punting Average
- (O) Net Punting Average
- (P) Points per Game
- (Q) Field Goal Percentage
- Combined Offense/Defense Rank
- (R) Points per Game Differential
- (S) Net Yards per Game Differential

WEEK 17 / THROUGH SUNDAY, JANUARY 3, 2010

NFC / TEAM/OFFENSE RANK

Tm	(A)	(B)	(C)	(D)	(E)	(F)	(G)	(H)	(I)	(J)	(K)	(L)	(M)	(N)	(O)	(P)	(Q)
ARI	7	7	15	11	7	7	10	2	7	10	5	13	5	2	3	6	1
ATL	8	8	6	8	8	9	8	3	5	5	1	6	4	12	11	7	14
CAR	9	9	1	2	15	11	13	11	10	9	6	10	16	8	10	11	8
CHI	12	11	16	13	11	10	14	7	13	8	11	8	2	14	8	10	6
DAL	2	1	3	1	2	2	3	6	3t	6	12	3	9	5	4	8	15
DET	13	15	11	15	12	15	15	12	11	12	16	9	13	10	9	14	12t
GB	4	4	5	6	3	5	2	16	3t	1	14	12	8	9	16	3	12t
MIN	3	5	4	10	4	3	1	5	2	2	7	7	6	7	2	2	2
NO	1	2	2	3	1	1	4	1	1	3	10	15	3	7	14	1	11
NYG	5	6	7	9	6	4	6	4	6	4	3	4	14	15	15	5	7
PHI	6	3	9	7	5	6	5	10	9	11	7	1	15	11	6	4	5
STL	16	16	8	4	16	16	12	14	14	15	13	5	6	3	1	16	9t
SF	14	12	12	5	13	13	7	13	16	16	4	16	11	1	2	9	9t
SEA	10	13	13	14	9	12	11	9	8	13	8	11	10	4	5	12	3
TB	15	14	10	12	14	14	16	8	15	14	9	2	1	13	12	15	16
WAS	11	10	14	16	10	8	9	15	12	7	15	14	12	16	13	13	4

NFC / OPPONENT/DEFENSE RANK

Tm	(A)	(B)	(C)	(D)	(E)	(F)	(G)	(H)	(I)	(J)	(K)	(L)	(M)	(N)	(O)	(P)	(Q)	(R)	(S)
ARI	10	9	10	14	11	5	6	6	6	4	8t	12	4	12	13	6t	6	6	8
ATL	11	13	6	4	14	14	8	13	9	16	7	13	3	2	3	6t	4	8	10
CAR	3	6	12	13	1	3	3	10	7	5	12	14	16	11	8	4	2	9	7
CHI	9	8	13	10	5	7	10	8	13	14	6	5	14	3	2	11	5	11	11
DAL	4	5	3	5	9	4	14	5	5	3	8t	7	5	9	6	1	1	4	2
DET	16	16	14	12	16	16	15	16	15	13	16	8	11	6	11	16	16	15	15
GB	1	1	1	1	2	2	1	7	2	6	2t	11	9	13	14	3	7	2	1
MIN	2	7	2	3	8	8	13	1	1	2	4	4	8	10	9	5	10	3	3
NO	13	11	11	15	13	10	2	11	12	8	5	16	15	5	12	10	9	1	4
NYG	7	10	7	9	6	11	9	9	11	9	15	10	6	7	7	14	12	10	5
PHI	6	2	5	7	7	1	4	3t	8	1	13	1	12	14	5	9	15	5	6
STL	15	15	15	11	12	15	16	14	16	15	8t	2	13	8	4	15	14	16	16
SF	8	3	4	2	10	6	7	3t	3	7	2t	9	7	15	15	2	11	7	12
SEA	12	12	8	8	15	13	11	15	10	10	8t	15	10	16	16	12	3	13	13
TB	14	14	16	16	4	12	5	12	14	12	14	6	1	4	1	13	8	14	14
WAS	5	4	9	6	3	9	12	2	4	11	1	3	2	1	10	8	13	12	9

- (A) Total Yards per Game
- (B) Yards per Play
- (C) Rushing Yards per Game
- (D) Rushing Yards per Attempt
- (E) Passing Net Yards per Game
- (F) Passing Net Yards per Play
- (G) Passing, Percent Had Intercepted
- (H) Sacks per Pass Play
- (I) First Downs per Game
- (J) Third Down Efficiency
- (K) Fourth Down Efficiency
- (L) Punt Return Average
- (M) Kickoff Return Average
- (N) Gross Punting Average
- (O) Net Punting Average
- (P) Points per Game
- (Q) Field Goal Percentage
- Combined Offense/Defense Rank
- (R) Points per Game Differential
- (S) Net Yards per Game Differential

WEEK 17 / THROUGH SUNDAY, JANUARY 3, 2010

NFL / TEAM/OFFENSE RANK

Tm	(A)	(B)	(C)	(D)	(E)	(F)	(G)	(H)	(I)	(J)	(K)	(L)	(M)	(N)	(O)	(P)	(Q)
BAL	13	14	5	4	18	13	10	20	13	11t	19	20	1	19	15	9	27
BUF	30	26	16	9	30	27	28	32	32	32	18	26	10	5	6	28	14
CIN	24	24	9	24	26	20	14	10	18	13	3	2	22	17	25	22	19
CLE	32	32	8	15	32	32	26	18	30	26	5t	3	7	24	17	29	4
DEN	15	16	18	17	13	15	8	11	15	22	26t	11	27	15	23	20	12t
HOU	4	6	30	31	1	3	15	5	4	15	5t	10	16	21	9	10	28
IND	9	3	32	30	2	4	21	1	5	1	20	28	18	11	18	7	21
JAC	18	15	10	6	19	18	4t	27	16	4	10t	14	17	26	14	24	31
KC	25	28	11	8	25	29	22	26	27	31	16	27	25	10	4	23	11
MIA	17	22	4	10	20	23	23	15	8	2	2	21	12	6	8	15	7
NE	3	5	12	21	3	6	6	2	1	8	14t	5	15	32	32	6	17
NYJ	20	21	1	5	31	21	30	24	23t	20	1	13	5	25	22	17	18
OAK	31	30	21	19	29	30	24	31	31	30	17	29	32	1	1	31	6
PIT	7	8	19	16	9	8	12	30	9	17	5t	18	8	22	20	12	9
SD	10	4	31	32	5	1	4t	8	10t	7	14t	22	14	9	10	4	5
TEN	12	12	2	1	23	14	20	3	21	11t	13	25	29	16	12	16	15t
ARI	14	13	28	23	12	12	18	6	14	21	12	24	9	3	5	11	1
ATL	16	17	15	18	14	17	16	7	10t	10	4	9	6	27	26	13	29
CAR	19	18	3	3	27	22	27	21	20	19	21	17	31	14	24	21	20
CHI	23	20	29	26	17	19	29	14	25	18	26t	15	3	29	19	19	12t
DAL	2	1	7	2	6	5	3	13	6t	14	28	6	20	8	7	14	30
DET	26	29	24	28	21	28	31	22	22	24	32	16	26	20	21	27	25t
GB	6	9	14	13	7	10	2	29	6t	3	30	23	19	18	31	3	25t
MIN	5	10	13	22	8	7	1	12	3	5	5t	12	13	12	16	2	2
NO	1	2	6	7	4	2	7	4	2	6	25	31	4	13	29	1	24
NYG	8	11	17	20	11	9	11	9	12	9	9	7	28	30	30	8	15t
PHI	11	7	22	14	10	11	9	19	19	23	22	1	30	23	13	5	10
STL	29	31	20	11	28	31	25	25	26	28	29	8	11	4	2	32	22t
SF	27	23	25	12	22	25	13	23	29	29	10t	32	23	2	3	18	22t
SEA	21	25	26	27	15	24	19	17	17	25	23	19	21	7	11	25	3
TB	28	27	23	25	24	26	32	16	28	27	24	4	2	28	27	30	32
WAS	22	19	27	29	16	16	17	28	23t	16	31	30	24	31	28	26	8

Team/Offense Rank

- (A) Total Yards per Game
- (B) Yards per Play
- (C) Rushing Yards per Game
- (D) Rushing Yards per Attempt
- (E) Passing Net Yards per Game
- (F) Passing Net Yards per Play
- (G) Passing, Percent Had Intercepted
- (H) Sacks per Pass Play
- (I) First Downs per Game
- (J) Third Down Efficiency
- (K) Fourth Down Efficiency
- (L) Punt Return Average
- (M) Kickoff Return Average
- (N) Gross Punting Average
- (O) Net Punting Average
- (P) Points per Game
- (Q) Field Goal Percentage

WEEK 17 / THROUGH SUNDAY, JANUARY 3, 2010

NFL / OPPONENT/DEFENSE RANK

Tm	(A)	(B)	(C)	(D)	(E)	(F)	(G)	(H)	(I)	(J)	(K)	(L)	(M)	(N)	(O)	(P)	(Q)	(R)	(S)
BAL	3	3	5	1	8t	14	6	20	7t	11	6	10	4	13	9	3	30	6	8
BUF	19	9	30	30	2	2	2	19	22t	24	23	11	9	1	11	16	12	23	26
CIN	4	4	7	7	6	7	10	18	5	16	11	25	13	15	1	6	13	16	16
CLE	31	29	28	29	29	26	29	7	32	18	14t	5	1	11	4	21t	17t	27t	32
DEN	7	7	26	27	3	3	12	6	12t	13	14t	26	17	30	27	12t	32	18	13
HOU	13t	17	11t	17	18	18	22	25	16	20	8	2	14	31	29	17	28	11	7
IND	18	8	24	19	14	4	19	23	27	31	2	16	31	21	30	8	17t	9	14
JAC	23	27	19	12	27	30	17	32	19	30	31t	1	16	25	26	24	23t	25	22
KC	30	30	31	31	22	28	16	31	26	15	24	7	24	18	23	29	11	27t	28
MIA	22	28	18	15	24	29	15	1	15	4	22	17	11	17	18	25t	20t	20	20
NE	11	19	13	23	12	19	9	22	10t	12	13	21	28	2	3	5	2	4	3
NYJ	1	1	8	4	1	1	11	16	1	1	3	20	23	12	10	1	16	7	5
OAK	26	26	29	28	7	27	30	4	25	8	28	9	32	8	24	23	6	30	31
PIT	5	10	3	5	16	8	25	3	4	28	30	23	27	7	14	12t	8	14	6
SD	16	16	20	24	11	13	20	14	21	23	14t	31	12	10	12	11	26	5	12
TEN	28	25	11t	16	31	23	13	26	28	26	31t	8	25	19	25	28	15	21t	21
ARI	20	18	17	25	23	11	8	11	10t	6	14t	27	6	26	22	14t	9	12	17
ATL	21	23	10	8	28	25	18	27	17	32	12	28	5	4	6	14t	5	15	19
CAR	8	13	22	22	4	9	4	17	12t	7	21	29	30	24	16	9	3	17	15
CHI	17	15	23	18	13	15	23	13	24	27	10	13	26	5	5	21t	7	21t	23
DAL	9	12	4	9	20	10	28	10	9	5	14t	15	7	22	13	2	1	8	2
DET	32	32	25	21	32	32	31	30	30	25	29	18	20	14	20	32	31	31	29
GB	2	2	1	2	5	6	1	12	3	9	4t	24	18	27	28	7	10	2	1
MIN	6	14	2	6	19	16	27	2	2	3	7	12	15	23	17	10	20t	3	4
NO	25	21	21	26	26	20	3	21	22t	14	9	32	29	9	21	20	19	1	9
NYG	13t	20	14	14	15	21	21	15	20	17	27	22	8	16	15	30	23t	19	10
PHI	12	5	9	11	17	5	5	8t	14	2	25	3	21	28	8	19	29	10	11
STL	29	31	27	20	25	31	32	28	31	29	14t	4	22	20	7	31	27	32	30
SF	15	6	6	3	21	12	14	8t	6	10	4t	19	10	29	31	4	22	13	24
SEA	24	22	15	13	30	24	24	29	18	19	14t	30	19	32	32	25t	4	26	25
TB	27	24	32	32	10	22	7	24	29	22	26	14	2	6	2	27	14	29	27
WAS	10	11	16	10	8t	17	26	5	7t	21	1	6	3	3	19	18	25	24	18

Opponent/Defense Rank

- (A) Total Yards per Game
 - (B) Yards per Play
 - (C) Rushing Yards per Game
 - (D) Rushing Yards per Attempt
 - (E) Passing Net Yards per Game
 - (F) Passing Net Yards per Play
 - (G) Passing, Percent Had Intercepted
 - (H) Sacks per Pass Play
 - (I) First Downs per Game
 - (J) Third Down Efficiency
 - (K) Fourth Down Efficiency
 - (L) Punt Return Average
 - (M) Kickoff Return Average
 - (N) Gross Punting Average
 - (O) Net Punting Average
 - (P) Points per Game
 - (Q) Field Goal Percentage
- Combined Offense/Defense Rank
- (R) Points per Game Differential
 - (S) Net Yards per Game Differential

WEEK 17 / THROUGH SUNDAY, JANUARY 3, 2010

OFFENSE	NY-J	Cin.	Phil.	Dal.	Balt.	N.E.	G.B.	Ariz.
GAMES (Won-Lost)	9-7	10-6	11-5	11-5	9-7	10-6	11-5	10-6
FIRST DOWNS	280	295	290	335	320	373	335	317
Rushing	132	109	87	110	115	114	102	77
Passing	131	159	182	203	187	222	201	215
Penalty	17	27	21	22	18	37	32	25
YDS GAINED (tot)	5136	4946	5726	6390	5619	6357	6065	5510
Avg per Game	321.0	309.1	357.9	399.4	351.2	397.3	379.1	344.4
RUSHING (net)	2756	2056	1637	2103	2200	1921	1885	1494
Avg per Game	172.3	128.5	102.3	131.4	137.5	120.1	117.8	93.4
Rushes	607	505	384	436	468	466	438	365
Yards per Rush	4.5	4.1	4.3	4.8	4.7	4.1	4.3	4.1
PASSING (net)	2380	2890	4089	4287	3419	4436	4180	4016
Avg per Game	148.8	180.6	255.6	267.9	213.7	277.3	261.3	251.0
Passes Att.	393	477	553	550	510	592	553	594
Completed	210	286	335	347	321	390	357	392
Pct Completed	53.4	60.0	60.6	63.1	62.9	65.9	64.6	66.0
Yards Gained	2596	3134	4380	4483	3637	4540	4492	4200
Sacked	30	29	38	34	36	18	51	26
Yards Lost	216	244	291	196	218	104	312	184
Had intercepted	21	13	13	9	13	13	8	18
Yards Opp Ret	309	184	131	96	195	146	171	312
Opp TDs on Int	2	2	1	1	0	1	1	3
PUNTS	80	86	76	72	74	57	67	86
Avg Yards	42.0	43.2	42.4	45.1	43.1	39.0	43.1	47.0
PUNT RETURNS	50	40	35	39	39	38	34	45
Avg Return	9.1	11.9	13.5	10.9	7.4	11.4	6.9	6.8
Returned for TD	0	0	2	2	0	0	0	0
KICKOFF RETURNS	44	62	58	47	59	54	54	54
Avg Return	24.4	21.9	20.5	22.0	26.2	22.7	22.1	23.8
Returned for TD	1	1	0	0	1	0	0	1
PENALTIES	88	114	115	115	115	81	118	108
Yards Penalized	677	863	951	892	1094	743	1057	886
FUMBLES BY	24	24	23	20	19	17	20	32
Fumbles Lost	9	12	10	10	9	9	8	18
Opp Fumbles	22	17	25	23	20	28	24	20
Opp Fum Lost	14	6	13	10	10	10	10	8
POSS. TIME (avg)	31:43	31:59	28:15	32:04	29:18	32:55	33:03	29:52
TOUCHDOWNS	37	34	47	43	47	50	54	46
Rushing	21	9	14	14	22	19	20	16
Passing	12	21	27	26	21	28	30	27
Returns	4	4	6	3	4	3	4	3
EXTRA-PT KICKS	32/32	28/29	43/45	41/41	46/47	47/47	48/49	45/46
2-PT CONVERSIONS	2/5	2/5	2/2	1/1	0/0	1/3	3/5	0/0
FIELD GOALS/FGA	30/36	23/28	32/37	20/31	21/30	26/31	27/36	18/19
POINTS SCORED	348	305	429	361	391	427	461	375

DEFENSE	NY-J	Cin.	Phil.	Dal.	Balt.	N.E.	G.B.	Ariz.
POINTS ALLOWED	236	291	337	250	261	285	297	325
OPP FIRST DOWNS	237	276	295	286	280	289	272	289
Rushing	87	95	81	74	82	80	68	81
Passing	128	165	179	186	164	193	168	188
Penalty	22	16	35	26	34	16	36	20
OPP YARDS GAINED	4037	4822	5137	5054	4808	5123	4551	5543
Avg per Game	252.3	301.4	321.1	315.9	300.5	320.2	284.4	346.4
OPP RUSHING (net)	1578	1573	1675	1448	1492	1768	1333	1804
Avg per Game	98.6	98.3	104.7	90.5	93.3	110.5	83.3	112.8
Rushes	420	399	413	365	435	398	371	402
Yards per Rush	3.8	3.9	4.1	4.0	3.4	4.4	3.6	4.5
OPP PASSING (net)	2459	3249	3462	3606	3316	3355	3218	3739
Avg per Game	153.7	203.1	216.4	225.4	207.3	209.7	201.1	233.7
Passes Att.	501	547	580	572	524	512	540	593
Completed	259	318	354	344	306	300	294	346
Pct Completed	51.7	58.1	61.0	60.1	58.4	58.6	54.4	58.3
Sacked	32	34	44	42	32	31	37	43
Yards Lost	245	237	316	268	190	229	232	259
INTERCEPTED BY	17	19	25	11	22	18	30	21
Yards Returned	247	259	370	33	346	327	477	338
Returned for TD	1	2	2	1	2	3	3	1
OPP PUNT RETURNS	27	39	39	38	38	20	40	47
Avg return	8.8	10.1	5.9	8.3	7.6	9.0	10.1	10.5
OPP KICKOFF RET	70	58	81	47	77	70	80	61
Avg return	24.1	22.2	23.5	20.6	20.3	24.4	22.8	20.5
OPP TOUCHDOWNS	26	32	39	28	27	35	36	38
Rushing	11	12	11	7	8	6	5	13
Passing	8	18	27	19	17	25	29	22
Returns	7	2	1	2	2	4	2	3

WEEK 17 / THROUGH SUNDAY, JANUARY 3, 2010

OFFENSE	Ind.	S.D.	N.O.	Minn.	Buff.	Clev.	Den.	Hou.
GAMES (Won-Lost)	14-2	13-3	13-3	12-4	6-10	5-11	8-8	9-7
FIRST DOWNS	339	330	348	343	233	237	306	340
Rushing	69	80	115	99	81	102	95	93
Passing	241	222	215	220	126	118	186	231
Penalty	29	28	18	24	26	17	25	16
YDS GAINED (tot)	5809	5761	6461	6074	4382	4163	5463	6129
Avg per Game	363.1	360.1	403.8	379.6	273.9	260.2	341.4	383.1
RUSHING (net)	1294	1423	2106	1918	1867	2087	1836	1475
Avg per Game	80.9	88.9	131.6	119.9	116.7	130.4	114.8	92.2
Rushes	366	427	468	467	424	498	440	425
Yards per Rush	3.5	3.3	4.5	4.1	4.4	4.2	4.2	3.5
PASSING (net)	4515	4338	4355	4156	2515	2076	3627	4654
Avg per Game	282.2	271.1	272.2	259.8	157.2	129.8	226.7	290.9
Passes Att.	601	519	544	553	441	443	558	593
Completed	402	338	378	377	256	219	341	399
Pct Completed	66.9	65.1	69.5	68.2	58.0	49.4	61.1	67.3
Yards Gained	4605	4506	4490	4403	2789	2255	3825	4803
Sacked	13	26	20	34	46	30	34	25
Yards Lost	90	168	135	247	274	179	198	149
Had intercepted	19	10	12	7	19	18	13	17
Yards Opp Ret	229	88	133	120	194	281	237	294
Opp TDs on Int	0	0	0	1	3	2	3	3
PUNTS	64	52	58	73	90	94	78	67
Avg Yards	44.3	45.0	43.6	43.9	46.6	42.3	43.4	42.8
PUNT RETURNS	29	26	33	48	33	39	44	45
Avg Return	5.2	7.0	4.6	9.5	6.6	11.7	9.5	10.0
Returned for TD	0	1	0	0	0	1	1	0
KICKOFF RETURNS	55	63	57	56	64	69	57	64
Avg Return	22.2	22.9	24.4	23.2	23.7	24.2	21.4	22.6
Returned for TD	1	0	1	2	0	3	1	1
PENALTIES	74	78	89	101	107	77	93	95
Yards Penalized	546	570	787	757	855	678	800	833
FUMBLES BY	11	14	25	19	24	21	15	21
Fumbles Lost	5	7	16	11	11	13	10	11
Opp Fumbles	20	24	18	35	21	17	30	27
Opp Fum Lost	10	11	13	13	5	9	13	13
POSS. TIME (avg)	27:40	29:58	31:10	32:40	27:50	28:28	30:03	31:54
TOUCHDOWNS	53	51	64	56	25	25	34	46
Rushing	16	17	21	19	6	10	9	13
Passing	34	29	34	34	17	11	21	29
Returns	3	5	9	3	2	4	4	4
EXTRA-PT KICKS	50/51	50/51	60/63	54/55	24/24	22/23	32/32	43/44
2-PT CONVERSIONS	0/2	0/0	0/1	0/1	0/1	1/2	0/2	1/2
FIELD GOALS/FGA	16/20	32/35	22/28	26/28	28/33	23/25	30/35	21/32
POINTS SCORED	416	454	510	470	258	245	326	388

DEFENSE	Ind.	S.D.	N.O.	Minn.	Buff.	Clev.	Den.	Hou.
POINTS ALLOWED	307	320	341	312	326	375	324	333
OPP FIRST DOWNS	320	309	310	271	310	336	290	300
Rushing	106	112	111	63	134	120	99	91
Passing	203	177	175	183	157	189	167	175
Penalty	11	20	24	25	19	27	24	34
OPP YARDS GAINED	5427	5230	5724	4988	5449	6229	5040	5198
Avg per Game	339.2	326.9	357.8	305.5	340.6	389.3	315.0	324.9
OPP RUSHING (net)	2024	1882	1955	1394	2501	2314	2059	1711
Avg per Game	126.5	117.6	122.2	87.1	156.3	144.6	128.7	106.9
Rushes	467	422	435	357	535	506	458	396
Yards per Rush	4.3	4.5	4.5	3.9	4.7	4.6	4.5	4.3
OPP PASSING (net)	3403	3348	3769	3494	2948	3915	2981	3487
Avg per Game	212.7	209.3	235.6	218.4	184.3	244.7	186.3	217.9
Passes Att.	583	534	574	535	519	526	510	548
Completed	372	326	330	341	295	313	298	344
Pct Completed	63.8	61.0	57.5	63.7	56.8	59.5	58.4	62.8
Sacked	34	35	35	48	32	40	39	30
Yards Lost	228	221	192	318	189	234	241	187
INTERCEPTED BY	16	14	26	11	28	10	17	14
Yards Returned	167	173	652	43	335	161	171	212
Returned for TD	2	1	5	0	2	0	0	1
OPP PUNT RETURNS	36	23	25	33	49	40	36	24
Avg return	8.4	11.5	14.3	7.9	7.7	6.6	10.1	4.3
OPP KICKOFF RET	60	87	74	91	59	52	49	71
Avg return	25.3	21.9	24.5	22.6	21.5	18.9	22.8	22.5
OPP TOUCHDOWNS	31	35	37	36	37	41	34	39
Rushing	10	10	19	5	19	15	11	17
Passing	19	23	15	26	14	22	18	19
Returns	2	2	3	5	4	4	5	3

WEEK 17 / THROUGH SUNDAY, JANUARY 3, 2010

OFFENSE	Jax	K.C.	Miami	Oak.	Pitt.	Tenn.	Atl.	Car.
GAMES (Won-Lost)	7-9	4-12	7-9	5-11	9-7	8-8	9-7	8-8
FIRST DOWNS	300	256	333	234	331	288	330	289
Rushing	114	91	129	81	96	115	105	123
Passing	170	139	188	131	210	154	192	152
Penalty	16	26	16	22	25	19	33	14
YDS GAINED (tot)	5385	4851	5401	4258	5941	5623	5447	5297
Avg per Game	336.6	303.2	337.6	266.1	371.3	351.4	340.4	331.1
RUSHING (net)	2029	1929	2231	1701	1793	2592	1876	2498
Avg per Game	126.8	120.6	139.4	106.3	112.1	162.0	117.3	156.1
Rushes	447	438	509	410	428	499	451	525
Yards per Rush	4.5	4.4	4.4	4.1	4.2	5.2	4.2	4.8
PASSING (net)	3356	2922	3170	2557	4148	3031	3571	2799
Avg per Game	209.8	182.6	198.1	159.8	259.3	189.4	223.2	174.9
Passes Att.	519	536	545	485	536	476	570	465
Completed	315	296	331	255	351	271	332	264
Pct Completed	60.7	55.2	60.7	52.6	65.5	56.9	58.2	56.8
Yards Gained	3599	3183	3396	2875	4496	3104	3697	3070
Sacked	44	45	34	49	50	15	27	33
Yards Lost	243	261	226	318	348	73	126	271
Had intercepted	10	17	19	18	14	15	17	20
Yards Opp Ret	234	160	261	259	398	121	306	339
Opp TDs on Int	1	0	3	0	2	0	2	3
PUNTS	72	97	75	96	72	69	63	77
Avg Yards	41.9	45.0	46.3	51.1	42.7	43.4	41.8	43.5
PUNT RETURNS	27	32	33	36	36	33	27	34
Avg Return	8.6	6.5	7.2	4.9	8.1	6.7	10.0	8.3
Returned for TD	0	0	0	0	0	0	0	0
KICKOFF RETURNS	66	77	75	66	66	69	55	51
Avg Return	22.6	21.6	23.2	18.2	24.0	20.5	24.3	19.9
Returned for TD	0	1	2	0	0	0	0	0
PENALTIES	70	84	78	117	85	98	78	88
Yards Penalized	542	667	640	920	769	821	664	698
FUMBLES BY	26	31	27	30	21	27	19	23
Fumbles Lost	13	10	10	15	11	16	8	11
Opp Fumbles	22	23	17	29	21	20	23	28
Opp Fum Lost	10	13	6	12	10	7	13	15
POSS. TIME (avg)	30:08	27:37	31:54	28:18	32:13	28:27	29:47	30:13
TOUCHDOWNS	34	31	41	17	41	39	44	35
Rushing	19	8	22	7	10	19	15	18
Passing	15	18	15	10	28	16	26	16
Returns	0	5	4	0	3	4	3	1
EXTRA-PT KICKS	30/31	29/29	37/38	17/17	41/41	37/37	42/43	31/32
2-PT CONVERSIONS	1/3	1/2	1/3	0/0	0/0	1/2	0/1	2/3
FIELD GOALS/FGA	18/28	25/29	25/28	26/29	27/31	27/32	19/29	22/27
POINTS SCORED	290	294	360	197	368	354	363	315

DEFENSE	Jax	K.C.	Miami	Oak.	Pitt.	Tenn.	Atl.	Car.
POINTS ALLOWED	380	424	390	379	324	402	325	308
OPP FIRST DOWNS	307	318	297	314	274	323	303	290
Rushing	100	122	88	126	70	89	89	109
Passing	191	178	184	158	186	210	197	155
Penalty	16	18	25	30	18	24	17	26
OPP YARDS GAINED	5637	6211	5589	5791	4885	5850	5582	5053
Avg per Game	352.3	388.2	349.3	361.9	305.3	365.6	348.9	315.8
OPP RUSHING (net)	1863	2504	1835	2488	1438	1711	1709	1997
Avg per Game	116.4	156.5	114.7	155.5	89.9	106.9	106.8	124.8
Rushes	458	531	435	548	372	402	432	450
Yards per Rush	4.1	4.7	4.2	4.5	3.9	4.3	4.0	4.4
OPP PASSING (net)	3774	3707	3754	3303	3447	4139	3873	3056
Avg per Game	235.9	231.7	234.6	206.4	215.4	258.7	242.1	191.0
Passes Att.	510	509	489	438	548	604	537	495
Completed	345	302	281	259	319	404	336	305
Pct Completed	67.6	59.3	57.5	59.1	58.2	66.9	62.6	61.6
Sacked	14	22	44	37	47	32	28	31
Yards Lost	79	137	242	228	314	224	170	193
INTERCEPTED BY	15	15	15	8	12	20	15	22
Yards Returned	208	380	164	35	189	433	158	235
Returned for TD	0	2	1	0	2	4	1	1
OPP PUNT RETURNS	38	40	43	63	33	29	27	41
Avg return	4.2	7.1	8.6	7.3	9.8	7.2	10.7	11.0
OPP KICKOFF RET	47	60	71	42	74	71	46	51
Avg return	22.7	24.1	21.9	25.7	24.3	24.1	20.4	24.8
OPP TOUCHDOWNS	44	48	42	41	37	48	38	36
Rushing	12	18	16	24	7	16	10	15
Passing	28	25	23	16	22	31	25	14
Returns	4	5	3	1	8	1	3	7

WEEK 17 / THROUGH SUNDAY, JANUARY 3, 2010

OFFENSE	Chi.	Det.	NY-G	St.L.	S.F.	Sea.	T.B.	Wash.
GAMES (Won-Lost)	7-9	2-14	8-8	1-15	8-8	5-11	3-13	4-12
FIRST DOWNS	262	281	323	259	238	297	246	280
Rushing	71	82	103	79	77	80	80	72
Passing	170	168	194	159	137	184	148	191
Penalty	21	31	26	21	24	33	18	17
YDS GAINED (tot)	4965	4784	5856	4470	4652	5069	4600	4998
Avg per Game	310.3	299.0	366.0	279.4	290.8	316.8	287.5	312.4
RUSHING (net)	1492	1616	1837	1784	1600	1566	1625	1508
Avg per Game	93.3	101.0	114.8	111.5	100.0	97.9	101.6	94.3
Rushes	373	409	443	411	371	395	403	391
Yards per Rush	4.0	4.0	4.1	4.3	4.3	4.0	4.0	3.9
PASSING (net)	3473	3168	4019	2686	3052	3503	2975	3490
Avg per Game	217.1	198.0	251.2	167.9	190.8	218.9	185.9	218.1
Passes Att.	563	585	542	543	528	609	525	533
Completed	340	316	338	312	312	372	280	340
Pct Completed	60.4	54.0	62.4	57.5	59.1	61.1	53.3	63.8
Yards Gained	3677	3471	4246	2970	3293	3771	3136	3797
Sacked	35	43	32	44	40	41	33	46
Yards Lost	204	303	227	284	241	268	161	307
Had intercepted	27	32	14	21	14	19	29	16
Yards Opp Ret	365	508	106	321	168	202	492	291
Opp TDs on Int	0	3	0	4	1	1	2	3
PUNTS	77	74	64	90	99	89	87	76
Avg Yards	41.4	42.9	40.7	46.8	47.6	46.1	41.7	40.6
PUNT RETURNS	39	28	36	37	49	46	40	32
Avg Return	8.5	8.3	10.9	10.7	4.4	7.5	11.6	4.8
Returned for TD	1	0	1	0	0	0	1	0
KICKOFF RETURNS	80	96	71	76	52	60	62	65
Avg Return	25.0	21.4	20.9	23.2	21.8	21.9	26.2	21.7
Returned for TD	1	0	0	0	0	0	1	0
PENALTIES	100	98	95	100	98	95	93	85
Yards Penalized	836	768	802	834	758	840	696	679
FUMBLES BY	26	25	30	24	23	33	25	30
Fumbles Lost	7	9	17	12	10	12	5	12
Opp Fumbles	27	26	28	25	29	21	18	21
Opp Fum Lost	15	14	11	12	15	10	10	6
POSS. TIME (avg)	28:27	28:57	31:34	28:58	29:47	27:31	28:31	28:49
TOUCHDOWNS	36	28	46	17	39	30	28	29
Rushing	6	9	14	4	12	7	5	8
Passing	27	16	28	12	23	20	18	21
Returns	3	3	4	1	4	3	5	0
EXTRA-PT KICKS	33/33	25/25	45/45	16/16	39/39	28/28	24/24	26/28
2-PT CONVERSIONS	2/2	1/3	0/1	0/1	0/0	0/2	2/4	0/1
FIELD GOALS/FGA	24/28	21/28	27/32	19/24	19/24	24/26	16/26	22/25
POINTS SCORED	327	262	402	175	330	280	244	266

DEFENSE	Chi.	Det.	NY-G	St.L.	S.F.	Sea.	T.B.	Wash.
POINTS ALLOWED	375	494	427	436	281	390	400	336
OPP FIRST DOWNS	312	332	308	333	278	305	324	280
Rushing	105	95	103	127	77	80	129	85
Passing	186	213	182	182	176	204	171	176
Penalty	21	24	23	24	25	21	24	19
OPP YARDS GAINED	5404	6274	5198	5965	5222	5703	5849	5115
Avg per Game	337.8	392.1	324.9	372.8	326.4	356.4	365.6	319.7
OPP RUSHING (net)	2022	2025	1773	2201	1552	1776	2531	1799
Avg per Game	126.4	126.6	110.8	137.6	97.0	111.0	158.2	112.4
Rushes	467	458	423	500	426	428	529	449
Yards per Rush	4.3	4.4	4.2	4.4	3.6	4.1	4.8	4.0
OPP PASSING (net)	3382	4249	3425	3764	3670	3927	3318	3316
Avg per Game	211.4	265.6	214.1	235.3	229.4	245.4	207.4	207.3
Passes Att.	531	545	498	491	580	568	482	511
Completed	341	371	314	315	352	374	301	314
Pct Completed	64.2	68.1	63.1	64.2	60.7	65.8	62.4	61.4
Sacked	35	26	32	25	44	28	28	40
Yards Lost	272	150	237	149	293	185	166	241
INTERCEPTED BY	13	9	13	8	18	13	19	11
Yards Returned	144	210	221	102	237	164	275	185
Returned for TD	1	2	2	1	1	2	2	0
OPP PUNT RETURNS	34	41	28	41	57	43	38	32
Avg return	8.0	8.6	9.2	6.3	8.7	11.1	8.2	6.9
OPP KICKOFF RET	64	58	77	43	65	46	46	56
Avg return	24.3	23.3	21.0	24.0	21.8	23.0	19.1	19.7
OPP TOUCHDOWNS	43	57	54	54	28	46	46	34
Rushing	14	18	21	24	12	17	16	10
Passing	29	35	31	22	14	27	28	19
Returns	0	4	2	8	2	2	2	5

WEEK 17 / THROUGH SUNDAY, JANUARY 3, 2010

AFC / SINGLE-GAME HIGHS / PLAYERS

Most Points-- 18, Jones-Drew, Jax vs. St.L., 10/18 (OT), (3 td, 0 fg, 0 xp, 0 2pt)
Most Points-- 18, (12 times in Non-Overtime Games)
Passing Yards-- 503, Roethlisberger, Pitt. vs. G.B., 12/20, (29-46, 503, 3 td, 0 int)
Longest Pass-- 98, Fitzpatrick, Buff. at Jax , 11/22, (to Owens, Terrell, td)
Passing Touchdowns-- 6, Brady, N.E. vs. Tenn., 10/18, (29-34, 380, 6 td, 0 int)
Rushing Yards-- 286, J. Harrison, Clev. at K.C., 12/20, (34-286, 3 td)
Rushing Attempts-- 39, J. Harrison, Clev. vs. Oak., 12/27, (39-148, 1 td)
Longest Rush-- 91, Johnson, Tenn. vs. Hou., 9/20, td
Receptions-- 21, Marshall, Denv. at Ind., 12/13, (21-200, 2 td)
Receiving Yards-- 213, Gaffney, Denv. vs. K.C., 1/3, (14-213, 0 td)
Kickoff Return Yards-- 299, Ginn, Miami at NY-J, 11/1, (6-299, 2 td)
Kickoff Returns-- 7, (5 times in Non-Overtime Games)
Longest Kickoff Return-- 106, B. Smith, NY-J at Ind., 12/27, td
Punt Return Yards-- 120, Cribbs, Clev. vs. Cin., 10/4 (OT), (6-120, 0 fc, 0 td)
Punt Return Yards-- 117, Welker, N.E. at Ind., 11/15, (5-117, 1 fc, 0 td)
Punt Returns-- 7, J. Jones, Hou. vs. Oak., 10/4, (7-60, 1 fc, 0 td)
Longest Punt Return-- 77, Sproles, S.D. vs. Denv., 10/19, td
Interceptions-- 3, Bodden, N.E. vs. NY-J, 11/22, (3-60, 1 td)
Longest Interception Return-- 94, Studebaker, K.C. vs. Pitt., 11/22 (OT)
Longest Interception Return-- 91, Butler, N.E. at Hou., 1/3, td
Sacks-- 5.0, Odom, Cin. at G.B., 9/20
Scrimmage Yards-- 298, J. Harrison, Clev. at K.C., 12/20, (Rush 34-286, Rec 2-12)
Longest Punt-- 73, Moorman, Buff. at K.C., 12/13
Punts-- 11, Lechler, Oak. vs. K.C., 11/15, (11-531, 48.3)
Field Goals Made-- 5, Cundiff, Balt. vs. Ind., 11/22, (5-6, 46 lg)
Longest Field Goal-- 61, Janikowski, Oak. at Clev., 12/27

NFC / SINGLE-GAME HIGHS / PLAYERS

Most Points-- 18, (5 times in Non-Overtime Games)
Passing Yards-- 450, McNabb, Phil. at S.D., 11/15, (35-55, 450, 2 td, 1 int)
Longest Pass-- 90, Ryan, Atl. at S.F., 10/11, (to White, Roddy, td)
Passing Touchdowns-- 6, Brees, N.O. vs. Det., 9/13, (26-34, 358, 6 td, 1 int)
Rushing Yards-- 207, Gore, S.F. vs. Sea., 9/20, (16-207, 2 td)
Rushing Attempts-- 30, D. Williams, Car. at T.B., 10/18, (30-152, 2 td)
Longest Rush-- 80, Gore, S.F. vs. Sea., 9/20, td
Receptions-- 14, Witten, Dal. at NY-G, 12/6, (14-156, 0 td)
Receiving Yards-- 250, Austin, Dal. at K.C., 10/11 (OT), (10-250, 2 td)
Receiving Yards-- 210, White, Atl. at S.F., 10/11, (8-210, 2 td)
Kickoff Return Yards-- 230, Hixon, NY-G at N.O., 10/18, (7-230, 0 td)
Kickoff Returns-- 9, Amendola, St.L. at Tenn., 12/13, (9-217, 0 td)
Longest Kickoff Return-- 102, Knox, Chi. vs. Det., 10/4, td
Punt Return Yards-- 116, Crayton, Dal. vs. Sea., 11/1, (4-116, 1 fc, 1 td)
Punt Returns-- 7, Moss, NY-G vs. Oak., 10/11, (7-48, 0 fc, 0 td)
Punt Returns-- 7, Burleson, Sea. vs. S.F., 12/6, (7-61, 1 fc, 0 td)
Longest Punt Return-- 85, D. Jackson, Phil. at Car., 9/13, td
Interceptions-- 3, Talib, T.B. at Wash., 10/4, (3-61, 0 td)
Longest Interception Return-- 101, Delmas, Det. vs. Ariz., 12/20, td
Sacks-- 4.5, J. Allen, Minn. vs. G.B., 10/5
Scrimmage Yards-- 250, Austin, Dal. at K.C., 10/11 (OT), (Rush 0-0, Rec 10-250)
Scrimmage Yards-- 246, Gore, S.F. vs. Sea., 9/20, (Rush 16-207, Rec 5-39)
Longest Punt-- 70, Ryan, Sea. vs. St.L., 9/13
Longest Punt-- 70, Koenen, Atl. at Car., 11/15
Punts-- 11, D. Jones, St.L. vs. S.F., 1/3, (11-551, 50.1)
Field Goals Made-- 4, Hartley, N.O. at Wash., 12/6 (OT), (4-5, 34 lg)
Field Goals Made-- 4, (7 times in Non-Overtime Games)
Longest Field Goal-- 55, Jo. Brown, St.L. vs. Sea., 11/29

NFL / SINGLE-GAME HIGHS / PLAYERS

Most Points-- 18, Jones-Drew, Jax vs. St.L., 10/18 (OT), (3 td, 0 fg, 0 xp, 0 2pt)
 Most Points-- 18, (17 times in Non-Overtime Games)
 Passing Yards-- 503, Roethlisberger, Pitt. vs. G.B., 12/20, (29-46, 503, 3 td, 0 int)
 Longest Pass-- 98, Fitzpatrick, Buff. at Jax , 11/22, (to Owens, Terrell, td)
 Passing Touchdowns-- 6, Brees, N.O. vs. Det., 9/13, (26-34, 358, 6 td, 1 int)
 Passing Touchdowns-- 6, Brady, N.E. vs. Tenn., 10/18, (29-34, 380, 6 td, 0 int)
 Rushing Yards-- 286, J. Harrison, Clev. at K.C., 12/20, (34-286, 3 td)
 Rushing Attempts-- 39, J. Harrison, Clev. vs. Oak., 12/27, (39-148, 1 td)
 Longest Rush-- 91, Johnson, Tenn. vs. Hou., 9/20, td
 Receptions-- 21, Marshall, Denv. at Ind., 12/13, (21-200, 2 td)
 Receiving Yards-- 250, Austin, Dal. at K.C., 10/11 (OT), (10-250, 2 td)
 Receiving Yards-- 213, Gaffney, Denv. vs. K.C., 1/3, (14-213, 0 td)
 Kickoff Return Yards-- 299, Ginn, Miami at NY-J, 11/1, (6-299, 2 td)
 Kickoff Returns-- 9, Amendola, St.L. at Tenn., 12/13, (9-217, 0 td)
 Longest Kickoff Return-- 106, B. Smith, NY-J at Ind., 12/27, td
 Punt Return Yards-- 120, Cribbs, Clev. vs. Cin., 10/4 (OT), (6-120, 0 fc, 0 td)
 Punt Return Yards-- 117, Welker, N.E. at Ind., 11/15, (5-117, 1 fc, 0 td)
 Punt Returns-- 7, (3 times in Non-Overtime Games)
 Longest Punt Return-- 85, D. Jackson, Phil. at Car., 9/13, td
 Interceptions-- 3, Talib, T.B. at Wash., 10/4, (3-61, 0 td)
 Interceptions-- 3, Bodden, N.E. vs. NY-J, 11/22, (3-60, 1 td)
 Longest Interception Return-- 101, Delmas, Det. vs. Ariz., 12/20, td
 Sacks-- 5.0, Odom, Cin. at G.B., 9/20
 Scrimmage Yards-- 298, J. Harrison, Clev. at K.C., 12/20, (Rush 34-286, Rec 2-12)
 Longest Punt-- 73, Moorman, Buff. at K.C., 12/13
 Punts-- 11, Lechler, Oak. vs. K.C., 11/15, (11-531, 48.3)
 Punts-- 11, D. Jones, St.L. vs. S.F., 1/3, (11-551, 50.1)
 Field Goals Made-- 5, Cundiff, Balt. vs. Ind., 11/22, (5-6, 46 lg)
 Longest Field Goal-- 61, Janikowski, Oak. at Clev., 12/27

300-Yard Passing Games

503, Roethlisberger, PIT vs. GB 12/20 (29-46, 3 TD)
 450, McNabb, PHI at SD 11/15 (35-55, 2 TD)
 436, Rivers, SD vs. BAL 09/20 (25-45, 2 TD)
 431, Orton, DEN vs. KC 01/03 (32-56, 1 TD)
 422, Stafford, DET vs. CLE 11/22 (26-43, 5 TD)
 419, Brees, NO at WAS 12/06 (ot) (35-49, 2 TD)
 417, Roethlisberger, PIT vs. CLE 10/18 (23-35, 2 TD)
 398, Roethlisberger, PIT at KC 11/22 (ot) (32-42, 3 TD)
 392, Schaub, HOU at CIN 10/18 (28-40, 4 TD)
 392, Favre, MIN vs. CHI 11/29 (32-48, 3 TD)
 392, Romo, DAL at NYG 12/06 (41-55, 3 TD)
 391, Manning, NYG vs. PHI 12/13 (27-38, 3 TD)
 391, Kolb, PHI vs. NO 09/20 (31-51, 2 TD)
 387, Young, TEN vs. ARI 11/29 (27-43, 1 TD)
 385, Flacco, BAL at MIN 10/18 (28-43, 2 TD)
 384, Rodgers, GB at MIN 10/05 (26-37, 2 TD)
 384, Manning, NYG vs. ATL 11/22 (ot) (25-39, 3 TD)
 383, Rodgers, GB at PIT 12/20 (26-48, 3 TD)
 380, Brady, NE vs. TEN 10/18 (29-34, 6 TD)
 379, Manning, IND at ARI 09/27 (24-35, 4 TD)
 378, Brady, NE vs. BUF 09/14 (39-53, 2 TD)
 375, Brady, NE at IND 11/15 (29-42, 3 TD)
 373, Rivers, SD at CLE 12/06 (18-25, 2 TD)
 371, Schaub, HOU at ARI 10/11 (35-50, 2 TD)
 371, Brees, NO vs. NE 11/30 (18-23, 5 TD)
 369, Brees, NO vs. NYG 10/18 (23-30, 4 TD)
 369, Cutler, CHI vs. ARI 11/08 (29-47, 3 TD)
 367, Campbell, WAS vs. NO 12/06 (ot) (30-42, 3 TD)
 367, Schaub, HOU at STL 12/20 (28-40, 1 TD)
 365, Schaub, HOU vs. SEA 12/13 (29-39, 2 TD)
 363, Roethlisberger, PIT vs. TEN 09/10 (ot) (33-43, 1 TD)
 358, Rodgers, GB vs. DET 10/18 (29-37, 2 TD)
 358, Brees, NO vs. DET 09/13 (26-34, 6 TD)
 357, Schaub, HOU at TEN 09/20 (25-39, 4 TD)
 353, Manning, IND vs. SEA 10/04 (31-41, 2 TD)
 353, Romo, DAL at TB 09/13 (16-27, 3 TD)
 352, Brady, NE at MIA 12/06 (19-29, 2 TD)
 351, Romo, DAL at KC 10/11 (ot) (20-34, 2 TD)
 349, Henne, MIA at TEN 12/20 (ot) (29-46, 1 TD)
 348, Rodgers, GB at DET 11/26 (28-39, 3 TD)
 347, Manning, IND vs. SF 11/01 (31-48, 0 TD)
 344, Rodgers, GB vs. SF 11/22 (32-45, 2 TD)
 344, Favre, MIN vs. DET 11/15 (20-29, 1 TD)
 342, Flacco, BAL vs. CLE 09/27 (25-35, 1 TD)
 340, Warner, ARI vs. SEA 11/15 (29-38, 2 TD)

340, Campbell, WAS at DET 09/27 (27-41, 2 TD)
 335, Henne, MIA vs. NE 12/06 (29-52, 2 TD)
 335, Garrard, JAX vs. STL 10/18 (ot) (30-43, 0 TD)
 334, Favre, MIN at PIT 10/25 (33-50, 0 TD)
 333, Frye, OAK at CLE 12/27 (26-45, 0 TD)
 333, Roethlisberger, PIT vs. SD 10/04 (26-33, 2 TD)
 332, Brady, NE vs. MIA 11/08 (25-37, 1 TD)
 332, Warner, ARI vs. IND 09/27 (30-52, 1 TD)
 331, Cassel, KC vs. CLE 12/20 (22-40, 2 TD)
 330, Brees, NO vs. CAR 11/08 (24-35, 1 TD)
 330, Orton, DEN vs. NE 10/11 (ot) (35-48, 2 TD)
 330, Manning, NYG at DAL 09/20 (25-38, 2 TD)
 329, Hasselbeck, SEA vs. DET 11/08 (39-51, 1 TD)
 329, Ryan, ATL at SF 10/11 (22-32, 2 TD)
 327, Manning, IND vs. NE 11/15 (28-44, 4 TD)
 327, Kolb, PHI vs. KC 09/27 (24-34, 2 TD)
 325, Delhomme, CAR vs. BUF 10/25 (27-44, 0 TD)
 323, Garrard, JAX vs. TEN 10/04 (27-37, 3 TD)
 322, Henne, MIA vs. HOU 12/27 (35-55, 1 TD)
 322, McNabb, PHI vs. DEN 12/27 (20-35, 3 TD)
 321, Freeman, TB at CAR 12/06 (23-44, 0 TD)
 321, Favre, MIN at CHI 12/28 (ot) (26-40, 2 TD)
 318, Manning, IND vs. HOU 11/08 (34-50, 1 TD)
 317, Rivers, SD vs. KC 11/29 (21-28, 2 TD)
 316, Favre, MIN vs. NYG 01/03 (25-31, 4 TD)
 315, Hasselbeck, SEA at ARI 11/15 (26-52, 1 TD)
 314, C. Palmer, CIN at SD 12/20 (27-40, 2 TD)
 313, Warner, ARI vs. STL 12/27 (24-38, 2 TD)
 312, Romo, DAL at NO 12/19 (22-34, 1 TD)
 311, Romo, DAL vs. PHI 01/03 (24-34, 2 TD)
 311, Schaub, HOU at IND 11/08 (32-43, 1 TD)
 311, Romo, DAL vs. ATL 10/25 (21-29, 3 TD)
 311, Brees, NO at PHI 09/20 (25-34, 3 TD)
 310, Brady, NE vs. NYJ 11/22 (28-41, 1 TD)
 310, A. Smith, SF at SEA 12/06 (27-45, 2 TD)
 309, Romo, DAL vs. OAK 11/26 (18-29, 2 TD)
 309, Manning, IND at TEN 10/11 (36-44, 3 TD)
 308, Brady, NE at TB 10/25 (23-32, 3 TD)
 308, Delhomme, CAR at ATL 09/20 (25-41, 1 TD)
 308, Brees, NO vs. ATL 11/02 (25-33, 2 TD)
 308, Manning, IND at JAX 12/17 (23-30, 4 TD)
 308, Rivers, SD vs. CIN 12/20 (24-38, 3 TD)
 308, Gradkowski, OAK at PIT 12/06 (20-33, 3 TD)
 307, Flacco, BAL vs. KC 09/13 (26-43, 3 TD)
 307, Cutler, CHI at SF 11/12 (29-52, 0 TD)
 307, Garrard, JAX at SF 11/29 (25-36, 0 TD)
 307, Romo, DAL at PHI 11/08 (21-34, 1 TD)
 306, McNabb, PHI vs. SF 12/20 (21-36, 1 TD)
 305, Schaub, HOU vs. TEN 11/23 (25-39, 2 TD)
 304, Quinn, CLE at DET 11/22 (21-33, 4 TD)
 303, Redman, ATL vs. NO 12/13 (23-34, 1 TD)
 303, Schaub, HOU vs. NE 01/03 (24-39, 2 TD)
 303, Manning, IND at MIA 09/21 (14-23, 2 TD)
 303, Rivers, SD vs. MIA 09/27 (18-33, 0 TD)
 302, Warner, ARI vs. HOU 10/11 (26-38, 2 TD)
 301, Favre, MIN vs. SF 09/27 (24-46, 2 TD)
 301, Manning, IND vs. JAX 09/13 (28-38, 1 TD)
 300, Schaub, HOU vs. JAX 09/27 (26-35, 3 TD)
 300, Cutler, CHI at ATL 10/18 (27-43, 2 TD)

100-Yard Receiving Games

250, Austin, DAL at KC 10/11 (ot) (10 rec., 2 TD)
 213, Gaffney, DEN vs. KC 01/03 (14 rec., 0 TD)
 210, White, ATL at SF 10/11 (8 rec., 2 TD)
 201, Rice, MIN vs. DET 11/15 (7 rec., 0 TD)
 200, Marshall, DEN at IND 12/13 (21 rec., 2 TD)
 197, Owens, BUF at JAX 11/22 (9 rec., 1 TD)
 196, A. Johnson, HOU at STL 12/20 (9 rec., 0 TD)
 193, A. Johnson, HOU vs. SEA 12/13 (11 rec., 2 TD)
 192, Welker, NE vs. NYJ 11/22 (15 rec., 0 TD)
 183, Clark, IND at MIA 09/21 (7 rec., 1 TD)
 179, Moss, NE at IND 11/15 (9 rec., 2 TD)
 178, Moss, WAS at DET 09/27 (10 rec., 1 TD)
 178, D. Jackson, PHI at NYG 12/13 (6 rec., 1 TD)
 176, Rice, MIN vs. BAL 10/18 (6 rec., 0 TD)
 171, Austin, DAL vs. ATL 10/25 (6 rec., 2 TD)
 167, Welker, NE at MIA 12/06 (10 rec., 0 TD)
 167, Gates, SD at CLE 12/06 (8 rec., 0 TD)
 166, Colston, NO vs. NYG 10/18 (8 rec., 1 TD)
 165, Houshmandzadeh, SEA at ARI 11/15 (9 rec., 0 TD)
 162, Wayne, IND vs. JAX 09/13 (10 rec., 1 TD)

161, C. Johnson, DET vs. CLE 11/22 (7 rec., 1 TD)
159, Ward, PIT vs. CLE 10/18 (8 rec., 1 TD)
157, S. Smith, CAR vs. MIN 12/20 (9 rec., 1 TD)
156, Witten, DAL at NYG 12/06 (14 rec., 0 TD)
156, Avant, PHI at SD 11/15 (8 rec., 0 TD)
150, Aromashodu, CHI vs. MIN 12/28 (ot) (7 rec., 1 TD)
150, Welker, NE vs. TEN 10/18 (10 rec., 2 TD)
150, Manningham, NYG at DAL 09/20 (10 rec., 1 TD)
149, D. Jackson, PHI vs. KC 09/27 (6 rec., 1 TD)
149, Holmes, PIT vs. OAK 12/06 (8 rec., 1 TD)
149, A. Johnson, HOU at TEN 09/20 (10 rec., 2 TD)
148, Massaquoi, CLE vs. CIN 10/04 (ot) (8 rec., 0 TD)
147, Wayne, IND vs. SF 11/01 (12 rec., 1 TD)
147, Moss, NE vs. MIA 11/08 (6 rec., 1 TD)
147, Sims-Walker, JAX vs. KC 11/08 (6 rec., 1 TD)
145, Austin, DAL vs. OAK 11/26 (7 rec., 1 TD)
143, Fitzgerald, ARI vs. MIN 12/06 (8 rec., 1 TD)
142, Driver, GB at DET 11/26 (7 rec., 1 TD)
142, Mason, BAL vs. IND 11/22 (9 rec., 0 TD)
142, Maclin, PHI vs. TB 10/11 (6 rec., 2 TD)
142, V. Jackson, SD at KC 10/25 (5 rec., 1 TD)
142, Meachem, NO at WAS 12/06 (ot) (8 rec., 1 TD)
141, Moss, NE vs. BUF 09/14 (12 rec., 0 TD)
141, V. Jackson, SD vs. BAL 09/20 (6 rec., 1 TD)
140, Floyd, SD vs. WAS 01/03 (9 rec., 0 TD)
140, D. Jackson, PHI vs. SF 12/20 (6 rec., 1 TD)
139, White, ATL vs. BUF 12/27 (8 rec., 2 TD)
139, Z. Miller, OAK vs. PHI 10/18 (6 rec., 1 TD)
139, Austin, DAL at NO 12/19 (7 rec., 1 TD)
138, Welker, NE vs. JAX 12/27 (13 rec., 0 TD)
137, Ochocinco, CIN vs. DET 12/06 (9 rec., 1 TD)
136, Garcon, IND vs. TEN 12/06 (6 rec., 0 TD)
136, Rice, MIN at PIT 10/25 (10 rec., 0 TD)
135, Crayton, DAL at TB 09/13 (4 rec., 1 TD)
135, A. Johnson, HOU at CIN 10/18 (8 rec., 0 TD)
134, Smith, NYG at KC 10/04 (11 rec., 2 TD)
134, Smith, NYG at DAL 09/20 (10 rec., 1 TD)
134, Marshall, DEN at WAS 11/15 (5 rec., 2 TD)
133, C. Johnson, DET at CHI 10/04 (8 rec., 0 TD)
132, Wayne, IND at JAX 12/17 (5 rec., 1 TD)
131, Holmes, PIT vs. TEN 09/10 (ot) (9 rec., 1 TD)
131, S. Smith, CAR at ATL 09/20 (8 rec., 0 TD)
129, Moss, NE vs. TEN 10/18 (8 rec., 3 TD)
129, Clayton, BAL vs. PIT 11/29 (ot) (7 rec., 0 TD)
128, Murphy, OAK at PIT 12/06 (4 rec., 2 TD)
128, Finley, GB at MIN 10/05 (6 rec., 1 TD)
128, Britt, TEN vs. ARI 11/29 (7 rec., 1 TD)
128, Ward, PIT at KC 11/22 (ot) (10 rec., 1 TD)
126, Ward, PIT vs. GB 12/20 (7 rec., 0 TD)
126, Wayne, IND at ARI 09/27 (7 rec., 1 TD)
126, Wayne, IND vs. NE 11/15 (10 rec., 2 TD)
126, Manningham, NYG vs. ATL 11/22 (ot) (6 rec., 0 TD)
126, Jennings, GB vs. SF 11/22 (5 rec., 1 TD)
124, Gates, SD at PIT 10/04 (9 rec., 2 TD)
124, Sproles, SD vs. BAL 09/20 (7 rec., 1 TD)
123, Fitzgerald, ARI at CHI 11/08 (9 rec., 2 TD)
123, Daniels, HOU vs. SF 10/25 (7 rec., 1 TD)
123, C. Johnson, DET at CIN 12/06 (6 rec., 1 TD)
121, Colston, NO vs. NE 11/30 (4 rec., 1 TD)
121, Hightower, ARI vs. SF 09/13 (12 rec., 0 TD)
121, Celek, PHI vs. DEN 12/27 (4 rec., 1 TD)
120, Sims-Walker, JAX vs. STL 10/18 (ot) (9 rec., 0 TD)
120, V. Jackson, SD vs. MIA 09/27 (5 rec., 0 TD)
120, V. Jackson, SD at DAL 12/13 (7 rec., 0 TD)
120, Forte, CHI at SF 11/12 (8 rec., 0 TD)
119, Chambers, KC vs. PIT 11/22 (ot) (4 rec., 0 TD)
119, Clark, IND vs. HOU 11/08 (14 rec., 0 TD)
118, Miller, PIT vs. GB 12/20 (7 rec., 0 TD)
118, Mason, BAL vs. CLE 09/27 (5 rec., 1 TD)
118, Ochocinco, CIN vs. CHI 10/25 (10 rec., 2 TD)
118, Jennings, GB at PIT 12/20 (5 rec., 1 TD)
118, Gates, SD vs. KC 11/29 (7 rec., 2 TD)
117, Witten, DAL at WAS 12/27 (6 rec., 0 TD)
117, Rice, BAL at MIN 10/18 (10 rec., 0 TD)
117, Bess, MIA vs. NE 12/06 (10 rec., 1 TD)
116, Boldin, ARI vs. STL 12/27 (8 rec., 0 TD)
116, Moss, NE vs. ATL 09/27 (10 rec., 0 TD)
116, Henderson, NO vs. NE 11/30 (3 rec., 1 TD)
116, A. Bryant, TB at CAR 12/06 (5 rec., 0 TD)
115, Massaquoi, CLE at DET 11/22 (5 rec., 1 TD)
114, Nicks, NYG at NO 10/18 (5 rec., 1 TD)
114, Chambers, KC vs. CLE 12/20 (5 rec., 1 TD)

113, Ward, PIT vs. SD 10/04 (8 rec., 0 TD)
112, Rice, MIN vs. NYG 01/03 (6 rec., 2 TD)
112, Marshall, DEN vs. PIT 11/09 (11 rec., 0 TD)
111, Jennings, GB vs. SEA 12/27 (4 rec., 0 TD)
111, V. Davis, SF at SEA 12/06 (6 rec., 1 TD)
110, Nicks, NYG vs. PHI 12/13 (4 rec., 1 TD)
110, Z. Miller, OAK at CLE 12/27 (9 rec., 0 TD)
110, Camarillo, MIA at JAX 12/13 (7 rec., 0 TD)
110, Smith, NYG vs. DAL 12/06 (6 rec., 0 TD)
109, Bowe, KC at WAS 10/18 (6 rec., 0 TD)
109, Kelly, WAS at SD 01/03 (5 rec., 0 TD)
109, Burleson, SEA vs. CHI 09/27 (9 rec., 0 TD)
108, Cotchery, NYJ vs. TEN 09/27 (8 rec., 1 TD)
108, V. Jackson, SD vs. CIN 12/20 (5 rec., 2 TD)
108, Garcon, IND at BAL 11/22 (6 rec., 0 TD)
108, Ginn, MIA vs. IND 09/21 (11 rec., 0 TD)
108, White, ATL at NO 11/02 (4 rec., 1 TD)
108, V. Davis, SF at GB 11/22 (6 rec., 1 TD)
107, Witten, DAL vs. OAK 11/26 (5 rec., 0 TD)
107, D. Jackson, PHI at CHI 11/22 (8 rec., 1 TD)
107, Driver, GB vs. DET 10/18 (7 rec., 0 TD)
107, Welker, NE at TB 10/25 (10 rec., 1 TD)
106, Jennings, GB vs. CHI 09/13 (6 rec., 1 TD)
106, Sims-Walker, JAX vs. ARI 09/20 (6 rec., 1 TD)
105, Welker, NE vs. CAR 12/13 (10 rec., 0 TD)
105, Boldin, ARI vs. SEA 11/15 (8 rec., 0 TD)
105, Shockey, NO at MIA 10/25 (4 rec., 0 TD)
105, Edwards, NYJ vs. ATL 12/20 (5 rec., 1 TD)
105, R. Williams, DAL at GB 11/15 (5 rec., 1 TD)
105, Britt, TEN at JAX 10/04 (7 rec., 0 TD)
104, Celek, PHI vs. KC 09/27 (8 rec., 1 TD)
104, K. Smith, DET vs. CLE 11/22 (4 rec., 1 TD)
104, Holmes, PIT vs. CLE 10/18 (5 rec., 0 TD)
104, Austin, DAL at NYG 12/06 (10 rec., 1 TD)
104, Celek, PHI vs. NO 09/20 (8 rec., 0 TD)
104, White, ATL vs. PHI 12/06 (9 rec., 1 TD)
103, Houshmandzadeh, SEA at IND 10/04 (8 rec., 0 TD)
103, V. Jackson, SD vs. OAK 11/01 (8 rec., 1 TD)
103, J. Jones, GB at TB 11/08 (4 rec., 1 TD)
103, Boldin, ARI at STL 11/22 (8 rec., 1 TD)
103, Edelman, NE at HOU 01/03 (10 rec., 0 TD)
103, Henderson, NO vs. DET 09/13 (5 rec., 1 TD)
103, Ward, PIT vs. TEN 09/10 (ot) (8 rec., 0 TD)
103, Jennings, GB at STL 09/27 (2 rec., 0 TD)
103, Ochocinco, CIN vs. HOU 10/18 (5 rec., 0 TD)
103, A. Johnson, HOU at IND 11/08 (10 rec., 0 TD)
102, V. Davis, SF vs. TEN 11/08 (10 rec., 0 TD)
102, Winslow, TB at MIA 11/15 (7 rec., 0 TD)
102, Wallace, PIT at CIN 09/27 (7 rec., 0 TD)
102, Winslow, TB at PHI 10/11 (9 rec., 2 TD)
102, Slaton, HOU at CIN 10/18 (6 rec., 1 TD)
101, Harvin, MIN vs. CHI 11/29 (6 rec., 1 TD)
101, Scheffler, DEN at SD 10/19 (6 rec., 1 TD)
101, A. Johnson, HOU at ARI 10/11 (8 rec., 2 TD)
101, Hester, CHI at CIN 10/25 (8 rec., 1 TD)
101, D. Jackson, PHI vs. NO 09/20 (4 rec., 1 TD)
101, Holt, JAX vs. STL 10/18 (ot) (5 rec., 0 TD)
100, Burleson, SEA at MIN 11/22 (6 rec., 0 TD)
100, Johnson, TEN vs. BUF 11/15 (9 rec., 0 TD)
100, D. Thomas, WAS vs. NO 12/06 (ot) (7 rec., 2 TD)
100, Fitzgerald, ARI at SEA 10/18 (13 rec., 1 TD)

100-Yard Rushing Games

286, J. Harrison, CLE at KC 12/20 (34 att., 3 TD)
259, Charles, KC at DEN 01/03 (25 att., 2 TD)
228, Johnson, TEN vs. JAX 11/01 (24 att., 2 TD)
212, Jackson, BUF vs. IND 01/03 (33 att., 0 TD)
210, Jones, NYJ vs. BUF 10/18 (ot) (22 att., 1 TD)
207, Gore, SF vs. SEA 09/20 (16 att., 2 TD)
206, Stewart, CAR at NYG 12/27 (28 att., 1 TD)
197, Johnson, TEN vs. HOU 09/20 (16 att., 2 TD)
189, Benson, CIN vs. CHI 10/25 (37 att., 1 TD)
180, Peterson, MIN at CLE 09/13 (25 att., 3 TD)
177, Jones-Drew, JAX at TEN 11/01 (8 att., 2 TD)
167, Gore, SF vs. ARI 12/14 (25 att., 1 TD)
167, McGahee, BAL at OAK 01/03 (16 att., 3 TD)
166, Rice, BAL vs. DET 12/13 (13 att., 1 TD)
166, Turner, ATL vs. WAS 11/08 (18 att., 2 TD)
165, Mendenhall, PIT vs. SD 10/04 (29 att., 2 TD)
163, Jackson, BUF vs. TB 09/20 (28 att., 0 TD)
158, D. Williams, CAR at ARI 11/01 (23 att., 0 TD)

155, Mendenhall, PIT at DEN 11/09 (22 att., 0 TD)
154, Charles, KC vs. CLE 12/20 (25 att., 1 TD)
154, Johnson, TEN vs. ARI 11/29 (18 att., 1 TD)
152, D. Williams, CAR at TB 10/18 (30 att., 2 TD)
151, Johnson, TEN at HOU 11/23 (29 att., 0 TD)
151, Turner, ATL at NO 11/02 (20 att., 1 TD)
149, D. Williams, CAR at NO 11/08 (21 att., 2 TD)
149, Jackson, STL at DET 11/01 (22 att., 1 TD)
148, J. Harrison, CLE vs. OAK 12/27 (39 att., 1 TD)
148, Grant, GB at CLE 10/25 (27 att., 1 TD)
147, Snelling, ATL at TB 01/03 (25 att., 0 TD)
144, Greene, NYJ at OAK 10/25 (19 att., 2 TD)
143, Peterson, MIN vs. BAL 10/18 (22 att., 0 TD)
143, Charles, KC vs. BUF 12/13 (20 att., 1 TD)
143, Bell, NO vs. DET 09/13 (28 att., 0 TD)
142, Johnson, TEN vs. SD 12/25 (21 att., 1 TD)
141, Rice, BAL at PIT 12/27 (30 att., 0 TD)
141, Benson, CIN at GB 09/20 (29 att., 0 TD)
137, Grant, GB at CHI 12/13 (20 att., 2 TD)
136, Brown, MIA vs. IND 09/21 (24 att., 2 TD)
135, Johnson, TEN at SF 11/08 (25 att., 2 TD)
134, Jackson, STL vs. IND 10/25 (23 att., 0 TD)
134, Johnson, TEN at SEA 01/03 (36 att., 2 TD)
133, Bush, OAK at DEN 12/20 (18 att., 1 TD)
133, Benson, CIN vs. KC 12/27 (29 att., 0 TD)
133, Jones-Drew, JAX vs. STL 10/18 (ot) (33 att., 3 TD)
133, Peterson, MIN vs. DET 11/15 (18 att., 2 TD)
132, Johnson, TEN vs. BUF 11/15 (26 att., 2 TD)
131, Jackson, STL vs. NO 11/15 (26 att., 1 TD)
130, Forsett, SEA at STL 11/29 (22 att., 2 TD)
129, Williams, TB at NO 12/27 (ot) (24 att., 1 TD)
129, Grant, GB vs. SF 11/22 (21 att., 1 TD)
128, Johnson, TEN at NE 10/18 (17 att., 0 TD)
127, J. Harrison, CLE vs. JAX 01/03 (33 att., 1 TD)
126, P. Thomas, NO at BUF 09/27 (14 att., 2 TD)
126, Morris, DET vs. ARI 12/20 (17 att., 1 TD)
126, Moats, HOU at BUF 11/01 (23 att., 3 TD)
125, Stewart, CAR vs. NO 01/03 (16 att., 1 TD)
124, Barber, DAL vs. NYG 09/20 (18 att., 1 TD)
123, Jones-Drew, JAX at NYJ 11/15 (24 att., 1 TD)
123, Forsett, SEA at ARI 11/15 (17 att., 1 TD)
123, Maroney, NE vs. TEN 10/18 (16 att., 1 TD)
122, D. Williams, CAR vs. MIA 11/19 (13 att., 0 TD)
121, J. Harrison, CLE vs. CIN 10/04 (ot) (29 att., 0 TD)
121, Jones, NYJ at OAK 10/25 (26 att., 1 TD)
121, Forte, CHI vs. DET 10/04 (12 att., 1 TD)
120, Stewart, CAR vs. TB 12/06 (26 att., 1 TD)
120, Benson, CIN at BAL 10/11 (27 att., 1 TD)
119, Foster, HOU vs. NE 01/03 (20 att., 2 TD)
119, Bush, OAK vs. KC 11/15 (14 att., 0 TD)
119, Scott, CIN at OAK 11/22 (21 att., 0 TD)
119, R. Williams, MIA at CAR 11/19 (22 att., 2 TD)
119, Jones-Drew, JAX at HOU 09/27 (23 att., 3 TD)
117, Benson, CIN vs. BAL 11/08 (34 att., 1 TD)
117, J. Jones, SEA vs. STL 09/13 (19 att., 1 TD)
117, Johnson, TEN vs. STL 12/13 (28 att., 2 TD)
117, Ja. Lewis, CLE at BUF 10/11 (31 att., 0 TD)
117, Jackson, STL vs. GB 09/27 (27 att., 0 TD)
116, Jackson, STL vs. ARI 11/22 (24 att., 1 TD)
115, R. Williams, MIA at BUF 11/29 (27 att., 1 TD)
115, Brown, MIA vs. BUF 10/04 (20 att., 2 TD)
114, Betts, WAS vs. DEN 11/15 (26 att., 1 TD)
113, Buckhalter, DEN at KC 12/06 (12 att., 0 TD)
113, Johnson, TEN at IND 12/06 (27 att., 0 TD)
112, Jackson, STL at CHI 12/06 (28 att., 0 TD)
111, Turner, ATL at CAR 11/15 (9 att., 0 TD)
110, B. Wells, ARI at DET 12/20 (17 att., 1 TD)
110, Bradshaw, NYG vs. OAK 10/11 (11 att., 2 TD)
110, Hightower, ARI at STL 11/22 (14 att., 0 TD)
110, Jones-Drew, JAX vs. IND 12/17 (27 att., 1 TD)
110, Benson, CIN vs. DET 12/06 (36 att., 0 TD)
110, Stewart, CAR at TB 10/18 (17 att., 1 TD)
109, Portis, WAS vs. KC 10/18 (15 att., 0 TD)
109, Jones, NYJ at BUF 12/03 (23 att., 0 TD)
109, Stewart, CAR vs. MIN 12/20 (25 att., 1 TD)
108, R. Williams, MIA at JAX 12/13 (28 att., 1 TD)
108, Rice, BAL vs. KC 09/13 (19 att., 0 TD)
108, Buckhalter, DEN at OAK 09/27 (14 att., 0 TD)
107, L. Johnson, CIN vs. CLE 11/29 (22 att., 0 TD)
107, Gore, SF at PHI 12/20 (16 att., 0 TD)
107, Jones, NYJ at HOU 09/13 (20 att., 2 TD)
107, Gore, SF at STL 01/03 (23 att., 2 TD)

105, Jones, NYJ at IND 12/27 (23 att., 1 TD)
105, F. Taylor, NE vs. ATL 09/27 (21 att., 1 TD)
105, Turner, ATL vs. CAR 09/20 (28 att., 1 TD)
104, Jackson, STL at WAS 09/20 (17 att., 0 TD)
104, Bradshaw, NYG at TB 09/27 (14 att., 0 TD)
104, Johnson, TEN vs. MIA 12/20 (ot) (29 att., 0 TD)
104, Gore, SF vs. CHI 11/12 (25 att., 1 TD)
103, Jones, NYJ at NE 11/22 (21 att., 0 TD)
103, Rice, BAL at NE 10/04 (11 att., 0 TD)
103, Charles, KC at OAK 11/15 (18 att., 1 TD)
103, Mendenhall, PIT vs. OAK 12/06 (20 att., 1 TD)
102, Jones, NYJ vs. MIA 11/01 (27 att., 0 TD)
102, R. Williams, MIA vs. TB 11/15 (20 att., 0 TD)
102, Charles, KC at CIN 12/27 (24 att., 0 TD)
101, Forte, CHI at DET 01/03 (16 att., 0 TD)
101, K. Smith, DET vs. WAS 09/27 (16 att., 0 TD)

WEEK 17 / THROUGH SUNDAY, JANUARY 3, 2010

AFC / OFFENSE/TEAMS: FIRST DOWNS, THIRD DOWNS, FOURTH DOWNS

Rank	Team	FIRST DOWNS				THIRD DOWNS			FOURTH DOWNS		
		Total	Rush	Pass	Pen	Made	Att	Pct	Made	Att	Pct
1)	New England	373	114	222	37	90	206	43.7	11	22	50.0
2)	Houston	340	93	231	16	82	204	40.2	8	12	66.7
3)	Indianapolis	339	69	241	29	95	193	49.2	5	11	45.5
4)	Miami	333	129	188	16	120	245	49.0	13	18	72.2
5)	Pittsburgh	331	96	210	25	80	203	39.4	8	12	66.7
6)	San Diego	330	80	222	28	83	187	44.4	5	10	50.0
7)	Baltimore	320	115	187	18	89	214	41.6	6	13	46.2
8)	Denver	306	95	186	25	78	215	36.3	7	18	38.9
9)	Jacksonville	300	114	170	16	102	226	45.1	12	21	57.1
10)	Cincinnati	295	109	159	27	93	229	40.6	10	14	71.4
11)	Tennessee	288	115	154	19	89	214	41.6	12	22	54.5
12)	New York Jets	280	132	131	17	86	232	37.1	15	20	75.0
13)	Kansas City	256	91	139	26	62	227	27.3	14	29	48.3
14)	Cleveland	237	102	118	17	76	233	32.6	10	15	66.7
15)	Oakland	234	81	131	22	63	213	29.6	10	21	47.6
16)	Buffalo	233	81	126	26	51	198	25.8	7	15	46.7
	Totals	4795	1616	2815	364	1339	3439	38.9	153	273	56.0

AFC / DEFENSE/OPPONENTS: FIRST DOWNS, THIRD DOWNS, FOURTH DOWNS

Rank	Team	FIRST DOWNS				THIRD DOWNS			FOURTH DOWNS		
		Total	Rush	Pass	Pen	Made	Att	Pct	Made	Att	Pct
1)	New York Jets	237	87	128	22	69	219	31.5	7	19	36.8
2)	Pittsburgh	274	70	186	18	96	227	42.3	7	10	70.0
3)	Cincinnati	276	95	165	16	81	210	38.6	7	15	46.7
4)	Baltimore	280	82	164	34	80	218	36.7	7	17	41.2
5)	New England	289	80	193	16	72	194	37.1	10	21	47.6
6)	Denver	290	99	167	24	81	218	37.2	8	16	50.0
7)	Miami	297	88	184	25	69	198	34.8	8	15	53.3
8)	Houston	300	91	175	34	79	201	39.3	9	21	42.9
9)	Jacksonville	307	100	191	16	94	209	45.0	12	17	70.6
10)	San Diego	309	112	177	20	82	203	40.4	10	20	50.0
11)	Buffalo	310	134	157	19	97	240	40.4	14	26	53.8
12)	Oakland	314	126	158	30	77	216	35.6	9	14	64.3
13)	Kansas City	318	122	178	18	85	223	38.1	6	11	54.5
14)	Indianapolis	320	106	203	11	104	231	45.0	6	19	31.6
15)	Tennessee	323	89	210	24	89	218	40.8	12	17	70.6
16)	Cleveland	336	120	189	27	86	221	38.9	10	20	50.0
	Totals	4780	1601	2825	354	1341	3446	38.9	142	278	51.1

NFC / OFFENSE/TEAMS: FIRST DOWNS, THIRD DOWNS, FOURTH DOWNS

Rank	Team	FIRST DOWNS				THIRD DOWNS			FOURTH DOWNS		
		Total	Rush	Pass	Pen	Made	Att	Pct	Made	Att	Pct
1)	New Orleans	348	115	215	18	88	197	44.7	6	15	40.0
2)	Minnesota	343	99	220	24	100	223	44.8	8	12	66.7
3t)	Dallas	335	110	203	22	82	202	40.6	4	11	36.4
3t)	Green Bay	335	102	201	32	103	219	47.0	3	9	33.3
5)	Atlanta	330	105	192	33	91	216	42.1	16	23	69.6
6)	New York Giants	323	103	194	26	90	210	42.9	9	15	60.0
7)	Arizona	317	77	215	25	69	190	36.3	5	9	55.6
8)	Seattle	297	80	184	33	75	225	33.3	8	19	42.1
9)	Philadelphia	290	87	182	21	75	207	36.2	6	14	42.9
10)	Carolina	289	123	152	14	82	220	37.3	9	20	45.0
11)	Detroit	281	82	168	31	84	234	35.9	7	26	26.9
12)	Washington	280	72	191	17	86	216	39.8	7	22	31.8
13)	Chicago	262	71	170	21	81	217	37.3	7	18	38.9
14)	St. Louis	259	79	159	21	73	226	32.3	10	28	35.7
15)	Tampa Bay	246	80	148	18	71	218	32.6	9	22	40.9
16)	San Francisco	238	77	137	24	65	218	29.8	12	21	57.1
	Totals	4773	1462	2931	380	1315	3438	38.2	126	284	44.4

NFC / DEFENSE/OPPONENTS: FIRST DOWNS, THIRD DOWNS, FOURTH DOWNS

Rank	Team	FIRST DOWNS				THIRD DOWNS			FOURTH DOWNS		
		Total	Rush	Pass	Pen	Made	Att	Pct	Made	Att	Pct
1)	Minnesota	271	63	183	25	69	200	34.5	5	12	41.7
2)	Green Bay	272	68	168	36	76	211	36.0	10	25	40.0
3)	San Francisco	278	77	176	25	88	240	36.7	6	15	40.0
4)	Washington	280	85	176	19	87	219	39.7	4	17	23.5
5)	Dallas	286	74	186	26	70	200	35.0	6	12	50.0
6)	Arizona	289	81	188	20	82	232	35.3	12	24	50.0
7)	Carolina	290	109	155	26	70	197	35.5	9	17	52.9
8)	Philadelphia	295	81	179	35	73	221	33.0	17	30	56.7
9)	Atlanta	303	89	197	17	97	214	45.3	8	17	47.1
10)	Seattle	305	80	204	21	87	223	39.0	6	12	50.0
11)	New York Giants	308	103	182	23	77	199	38.7	12	19	63.2
12)	New Orleans	310	111	175	24	82	216	38.0	11	24	45.8
13)	Chicago	312	105	186	21	93	226	41.2	6	13	46.2
14)	Tampa Bay	324	129	171	24	86	214	40.2	9	15	60.0
15)	Detroit	332	95	213	24	85	210	40.5	10	15	66.7
16)	St. Louis	333	127	182	24	91	209	43.5	6	12	50.0
	Totals	4788	1477	2921	390	1313	3431	38.3	137	279	49.1

WEEK 17 / THROUGH SUNDAY, JANUARY 3, 2010

NFL / OFFENSE/TEAMS: FIRST DOWNS, THIRD DOWNS, FOURTH DOWNS

Rank	Team	FIRST DOWNS				THIRD DOWNS			FOURTH DOWNS		
		Total	Rush	Pass	Pen	Made	Att	Pct	Made	Att	Pct
1)	New England	373	114	222	37	90	206	43.7	11	22	50.0
2)	New Orleans	348	115	215	18	88	197	44.7	6	15	40.0
3)	Minnesota	343	99	220	24	100	223	44.8	8	12	66.7
4)	Houston	340	93	231	16	82	204	40.2	8	12	66.7
5)	Indianapolis	339	69	241	29	95	193	49.2	5	11	45.5
6t)	Dallas	335	110	203	22	82	202	40.6	4	11	36.4
6t)	Green Bay	335	102	201	32	103	219	47.0	3	9	33.3
8)	Miami	333	129	188	16	120	245	49.0	13	18	72.2
9)	Pittsburgh	331	96	210	25	80	203	39.4	8	12	66.7
10t)	San Diego	330	80	222	28	83	187	44.4	5	10	50.0
10t)	Atlanta	330	105	192	33	91	216	42.1	16	23	69.6
12)	New York Giants	323	103	194	26	90	210	42.9	9	15	60.0
13)	Baltimore	320	115	187	18	89	214	41.6	6	13	46.2
14)	Arizona	317	77	215	25	69	190	36.3	5	9	55.6
15)	Denver	306	95	186	25	78	215	36.3	7	18	38.9
16)	Jacksonville	300	114	170	16	102	226	45.1	12	21	57.1
17)	Seattle	297	80	184	33	75	225	33.3	8	19	42.1
18)	Cincinnati	295	109	159	27	93	229	40.6	10	14	71.4
19)	Philadelphia	290	87	182	21	75	207	36.2	6	14	42.9
20)	Carolina	289	123	152	14	82	220	37.3	9	20	45.0
21)	Tennessee	288	115	154	19	89	214	41.6	12	22	54.5
22)	Detroit	281	82	168	31	84	234	35.9	7	26	26.9
23t)	New York Jets	280	132	131	17	86	232	37.1	15	20	75.0
23t)	Washington	280	72	191	17	86	216	39.8	7	22	31.8
25)	Chicago	262	71	170	21	81	217	37.3	7	18	38.9
26)	St. Louis	259	79	159	21	73	226	32.3	10	28	35.7
27)	Kansas City	256	91	139	26	62	227	27.3	14	29	48.3
28)	Tampa Bay	246	80	148	18	71	218	32.6	9	22	40.9
29)	San Francisco	238	77	137	24	65	218	29.8	12	21	57.1
30)	Cleveland	237	102	118	17	76	233	32.6	10	15	66.7
31)	Oakland	234	81	131	22	63	213	29.6	10	21	47.6
32)	Buffalo	233	81	126	26	51	198	25.8	7	15	46.7
	Totals	9568	3078	5746	744	2654	6877	38.6	279	557	50.1

NFL / DEFENSE/OPPONENTS: FIRST DOWNS, THIRD DOWNS, FOURTH DOWNS

Rank	Team	FIRST DOWNS				THIRD DOWNS			FOURTH DOWNS		
		Total	Rush	Pass	Pen	Made	Att	Pct	Made	Att	Pct
1)	New York Jets	237	87	128	22	69	219	31.5	7	19	36.8
2)	Minnesota	271	63	183	25	69	200	34.5	5	12	41.7
3)	Green Bay	272	68	168	36	76	211	36.0	10	25	40.0
4)	Pittsburgh	274	70	186	18	96	227	42.3	7	10	70.0
5)	Cincinnati	276	95	165	16	81	210	38.6	7	15	46.7
6)	San Francisco	278	77	176	25	88	240	36.7	6	15	40.0
7t)	Baltimore	280	82	164	34	80	218	36.7	7	17	41.2
7t)	Washington	280	85	176	19	87	219	39.7	4	17	23.5
9)	Dallas	286	74	186	26	70	200	35.0	6	12	50.0
10t)	New England	289	80	193	16	72	194	37.1	10	21	47.6
10t)	Arizona	289	81	188	20	82	232	35.3	12	24	50.0
12t)	Denver	290	99	167	24	81	218	37.2	8	16	50.0
12t)	Carolina	290	109	155	26	70	197	35.5	9	17	52.9
14)	Philadelphia	295	81	179	35	73	221	33.0	17	30	56.7
15)	Miami	297	88	184	25	69	198	34.8	8	15	53.3
16)	Houston	300	91	175	34	79	201	39.3	9	21	42.9
17)	Atlanta	303	89	197	17	97	214	45.3	8	17	47.1
18)	Seattle	305	80	204	21	87	223	39.0	6	12	50.0
19)	Jacksonville	307	100	191	16	94	209	45.0	12	17	70.6
20)	New York Giants	308	103	182	23	77	199	38.7	12	19	63.2
21)	San Diego	309	112	177	20	82	203	40.4	10	20	50.0
22t)	Buffalo	310	134	157	19	97	240	40.4	14	26	53.8
22t)	New Orleans	310	111	175	24	82	216	38.0	11	24	45.8
24)	Chicago	312	105	186	21	93	226	41.2	6	13	46.2
25)	Oakland	314	126	158	30	77	216	35.6	9	14	64.3
26)	Kansas City	318	122	178	18	85	223	38.1	6	11	54.5
27)	Indianapolis	320	106	203	11	104	231	45.0	6	19	31.6
28)	Tennessee	323	89	210	24	89	218	40.8	12	17	70.6
29)	Tampa Bay	324	129	171	24	86	214	40.2	9	15	60.0
30)	Detroit	332	95	213	24	85	210	40.5	10	15	66.7
31)	St. Louis	333	127	182	24	91	209	43.5	6	12	50.0
32)	Cleveland	336	120	189	27	86	221	38.9	10	20	50.0
	Totals	9568	3078	5746	744	2654	6877	38.6	279	557	50.1

WEEK 17 / THROUGH SUNDAY, JANUARY 3, 2010

AFC / TOTAL OFFENSE

Rank	Team	Total	Rushing	Passing	Total	Rushing	Passing
1)	New England	6357	1921	4436	397.3	120.1	277.3
2)	Houston	6129	1475	4654	383.1	92.2	290.9
3)	Pittsburgh	5941	1793	4148	371.3	112.1	259.3
4)	Indianapolis	5809	1294	4515	363.1	80.9	282.2
5)	San Diego	5761	1423	4338	360.1	88.9	271.1
6)	Tennessee	5623	2592	3031	351.4	162.0	189.4
7)	Baltimore	5619	2200	3419	351.2	137.5	213.7
8)	Denver	5463	1836	3627	341.4	114.8	226.7
9)	Miami	5401	2231	3170	337.6	139.4	198.1
10)	Jacksonville	5385	2029	3356	336.6	126.8	209.8
11)	New York Jets	5136	2756	2380	321.0	172.3	148.8
12)	Cincinnati	4946	2056	2890	309.1	128.5	180.6
13)	Kansas City	4851	1929	2922	303.2	120.6	182.6
14)	Buffalo	4382	1867	2515	273.9	116.7	157.2
15)	Oakland	4258	1701	2557	266.1	106.3	159.8
16)	Cleveland	4163	2087	2076	260.2	130.4	129.8

AFC / TOTAL DEFENSE

Rank	Team	Total	Rushing	Passing	Total	Rushing	Passing
1)	New York Jets	4037	1578	2459	252.3	98.6	153.7
2)	Baltimore	4808	1492	3316	300.5	93.3	207.3
3)	Cincinnati	4822	1573	3249	301.4	98.3	203.1
4)	Pittsburgh	4885	1438	3447	305.3	89.9	215.4
5)	Denver	5040	2059	2981	315.0	128.7	186.3
6)	New England	5123	1768	3355	320.2	110.5	209.7
7)	Houston	5198	1711	3487	324.9	106.9	217.9
8)	San Diego	5230	1882	3348	326.9	117.6	209.3
9)	Indianapolis	5427	2024	3403	339.2	126.5	212.7
10)	Buffalo	5449	2501	2948	340.6	156.3	184.3
11)	Miami	5589	1835	3754	349.3	114.7	234.6
12)	Jacksonville	5637	1863	3774	352.3	116.4	235.9
13)	Oakland	5791	2488	3303	361.9	155.5	206.4
14)	Tennessee	5850	1711	4139	365.6	106.9	258.7
15)	Kansas City	6211	2504	3707	388.2	156.5	231.7
16)	Cleveland	6229	2314	3915	389.3	144.6	244.7

NFC / TOTAL OFFENSE

Rank	Team	Total	Rushing	Passing	Total	Rushing	Passing
1)	New Orleans	6461	2106	4355	403.8	131.6	272.2
2)	Dallas	6390	2103	4287	399.4	131.4	267.9
3)	Minnesota	6074	1918	4156	379.6	119.9	259.8
4)	Green Bay	6065	1885	4180	379.1	117.8	261.3
5)	New York Giants	5856	1837	4019	366.0	114.8	251.2
6)	Philadelphia	5726	1637	4089	357.9	102.3	255.6
7)	Arizona	5510	1494	4016	344.4	93.4	251.0
8)	Atlanta	5447	1876	3571	340.4	117.3	223.2
9)	Carolina	5297	2498	2799	331.1	156.1	174.9
10)	Seattle	5069	1566	3503	316.8	97.9	218.9
11)	Washington	4998	1508	3490	312.4	94.3	218.1
12)	Chicago	4965	1492	3473	310.3	93.3	217.1
13)	Detroit	4784	1616	3168	299.0	101.0	198.0
14)	San Francisco	4652	1600	3052	290.8	100.0	190.8
15)	Tampa Bay	4600	1625	2975	287.5	101.6	185.9
16)	St. Louis	4470	1784	2686	279.4	111.5	167.9

NFC / TOTAL DEFENSE

Rank	Team	Total	Rushing	Passing	Total	Rushing	Passing
1)	Green Bay	4551	1333	3218	284.4	83.3	201.1
2)	Minnesota	4888	1394	3494	305.5	87.1	218.4
3)	Carolina	5053	1997	3056	315.8	124.8	191.0
4)	Dallas	5054	1448	3606	315.9	90.5	225.4
5)	Washington	5115	1799	3316	319.7	112.4	207.3
6)	Philadelphia	5137	1675	3462	321.1	104.7	216.4
7)	New York Giants	5198	1773	3425	324.9	110.8	214.1
8)	San Francisco	5222	1552	3670	326.4	97.0	229.4
9)	Chicago	5404	2022	3382	337.8	126.4	211.4
10)	Arizona	5543	1804	3739	346.4	112.8	233.7
11)	Atlanta	5582	1709	3873	348.9	106.8	242.1
12)	Seattle	5703	1776	3927	356.4	111.0	245.4
13)	New Orleans	5724	1955	3769	357.8	122.2	235.6
14)	Tampa Bay	5849	2531	3318	365.6	158.2	207.4
15)	St. Louis	5965	2201	3764	372.8	137.6	235.3
16)	Detroit	6274	2025	4249	392.1	126.6	265.6

WEEK 17 / THROUGH SUNDAY, JANUARY 3, 2010

NFL / TOTAL OFFENSE

Rank	Team	Total	Rushing	Passing	Total	Rushing	Passing
1)	New Orleans	6461	2106	4355	403.8	131.6	272.2
2)	Dallas	6390	2103	4287	399.4	131.4	267.9
3)	New England	6357	1921	4436	397.3	120.1	277.3
4)	Houston	6129	1475	4654	383.1	92.2	290.9
5)	Minnesota	6074	1918	4156	379.6	119.9	259.8
6)	Green Bay	6065	1885	4180	379.1	117.8	261.3
7)	Pittsburgh	5941	1793	4148	371.3	112.1	259.3
8)	New York Giants	5856	1837	4019	366.0	114.8	251.2
9)	Indianapolis	5809	1294	4515	363.1	80.9	282.2
10)	San Diego	5761	1423	4338	360.1	88.9	271.1
11)	Philadelphia	5726	1637	4089	357.9	102.3	255.6
12)	Tennessee	5623	2592	3031	351.4	162.0	189.4
13)	Baltimore	5619	2200	3419	351.2	137.5	213.7
14)	Arizona	5510	1494	4016	344.4	93.4	251.0
15)	Denver	5463	1836	3627	341.4	114.8	226.7
16)	Atlanta	5447	1876	3571	340.4	117.3	223.2
17)	Miami	5401	2231	3170	337.6	139.4	198.1
18)	Jacksonville	5385	2029	3356	336.6	126.8	209.8
19)	Carolina	5297	2498	2799	331.1	156.1	174.9
20)	New York Jets	5136	2756	2380	321.0	172.3	148.8
21)	Seattle	5069	1566	3503	316.8	97.9	218.9
22)	Washington	4998	1508	3490	312.4	94.3	218.1
23)	Chicago	4965	1492	3473	310.3	93.3	217.1
24)	Cincinnati	4946	2056	2890	309.1	128.5	180.6
25)	Kansas City	4851	1929	2922	303.2	120.6	182.6
26)	Detroit	4784	1616	3168	299.0	101.0	198.0
27)	San Francisco	4652	1600	3052	290.8	100.0	190.8
28)	Tampa Bay	4600	1625	2975	287.5	101.6	185.9
29)	St. Louis	4470	1784	2686	279.4	111.5	167.9
30)	Buffalo	4382	1867	2515	273.9	116.7	157.2
31)	Oakland	4258	1701	2557	266.1	106.3	159.8
32)	Cleveland	4163	2087	2076	260.2	130.4	129.8

NFL / TOTAL DEFENSE

Rank	Team	Total	Rushing	Passing	Total	Rushing	Passing
1)	New York Jets	4037	1578	2459	252.3	98.6	153.7
2)	Green Bay	4551	1333	3218	284.4	83.3	201.1
3)	Baltimore	4808	1492	3316	300.5	93.3	207.3
4)	Cincinnati	4822	1573	3249	301.4	98.3	203.1
5)	Pittsburgh	4885	1438	3447	305.3	89.9	215.4
6)	Minnesota	4888	1394	3494	305.5	87.1	218.4
7)	Denver	5040	2059	2981	315.0	128.7	186.3
8)	Carolina	5053	1997	3056	315.8	124.8	191.0
9)	Dallas	5054	1448	3606	315.9	90.5	225.4
10)	Washington	5115	1799	3316	319.7	112.4	207.3
11)	New England	5123	1768	3355	320.2	110.5	209.7
12)	Philadelphia	5137	1675	3462	321.1	104.7	216.4
13t)	Houston	5198	1711	3487	324.9	106.9	217.9
13t)	New York Giants	5198	1773	3425	324.9	110.8	214.1
15)	San Francisco	5222	1552	3670	326.4	97.0	229.4
16)	San Diego	5230	1882	3348	326.9	117.6	209.3
17)	Chicago	5404	2022	3382	337.8	126.4	211.4
18)	Indianapolis	5427	2024	3403	339.2	126.5	212.7
19)	Buffalo	5449	2501	2948	340.6	156.3	184.3
20)	Arizona	5543	1804	3739	346.4	112.8	233.7
21)	Atlanta	5582	1709	3873	348.9	106.8	242.1
22)	Miami	5589	1835	3754	349.3	114.7	234.6
23)	Jacksonville	5637	1863	3774	352.3	116.4	235.9
24)	Seattle	5703	1776	3927	356.4	111.0	245.4
25)	New Orleans	5724	1955	3769	357.8	122.2	235.6
26)	Oakland	5791	2488	3303	361.9	155.5	206.4
27)	Tampa Bay	5849	2531	3318	365.6	158.2	207.4
28)	Tennessee	5850	1711	4139	365.6	106.9	258.7
29)	St. Louis	5965	2201	3764	372.8	137.6	235.3
30)	Kansas City	6211	2504	3707	388.2	156.5	231.7
31)	Cleveland	6229	2314	3915	389.3	144.6	244.7
32)	Detroit	6274	2025	4249	392.1	126.6	265.6

WEEK 17 / THROUGH SUNDAY, JANUARY 3, 2010

AFC / TAKE-AWAYS, GIVE-AWAYS

Rank	Team	TAKE-AWAYS			GIVE-AWAYS			Net Diff
		Int	Fum	Total	Int	Fum	Total	
1)	Baltimore	22	10	32	13	9	22	= +10
2)	San Diego	14	11	25	10	7	17	= +8
3)	Denver	17	13	30	13	10	23	= +7
4)	New England	18	10	28	13	9	22	= +6
5)	Buffalo	28	5	33	19	11	30	= +3
6t)	Indianapolis	16	10	26	19	5	24	= +2
6t)	Jacksonville	15	10	25	10	13	23	= +2
8t)	Kansas City	15	13	28	17	10	27	= +1
8t)	New York Jets	17	14	31	21	9	30	= +1
10)	Cincinnati	19	6	25	13	12	25	= 0
11)	Houston	14	13	27	17	11	28	= -1
12)	Pittsburgh	12	10	22	14	11	25	= -3
13)	Tennessee	20	7	27	15	16	31	= -4
14)	Miami	15	6	21	19	10	29	= -8
15)	Cleveland	10	9	19	18	13	31	= -12
16)	Oakland	8	12	20	18	15	33	= -13
	Totals	260	159	419	249	171	420	= -1

NFC / TAKE-AWAYS, GIVE-AWAYS

Rank	Team	TAKE-AWAYS			GIVE-AWAYS			Net Diff
		Int	Fum	Total	Int	Fum	Total	
1)	Green Bay	30	10	40	8	8	16	= +24
2)	Philadelphia	25	13	38	13	10	23	= +15
3)	New Orleans	26	13	39	12	16	28	= +11
4)	San Francisco	18	15	33	14	10	24	= +9
5t)	Carolina	22	15	37	20	11	31	= +6
5t)	Minnesota	11	13	24	7	11	18	= +6
7)	Atlanta	15	13	28	17	8	25	= +3
8)	Dallas	11	10	21	9	10	19	= +2
9)	Tampa Bay	19	10	29	29	5	34	= -5
10)	Chicago	13	15	28	27	7	34	= -6
11t)	Arizona	21	8	29	18	18	36	= -7
11t)	New York Giants	13	11	24	14	17	31	= -7
13)	Seattle	13	10	23	19	12	31	= -8
14)	Washington	11	6	17	16	12	28	= -11
15)	St. Louis	8	12	20	21	12	33	= -13
16)	Detroit	9	14	23	32	9	41	= -18
	Totals	265	188	453	276	176	452	= +1

NFL / TAKE-AWAYS, GIVE-AWAYS

Rank	Team	TAKE-AWAYS			GIVE-AWAYS			Net Diff
		Int	Fum	Total	Int	Fum	Total	
1)	Green Bay	30	10	40	8	8	16	= +24
2)	Philadelphia	25	13	38	13	10	23	= +15
3)	New Orleans	26	13	39	12	16	28	= +11
4)	Baltimore	22	10	32	13	9	22	= +10
5)	San Francisco	18	15	33	14	10	24	= +9
6)	San Diego	14	11	25	10	7	17	= +8
7)	Denver	17	13	30	13	10	23	= +7
8t)	New England	18	10	28	13	9	22	= +6
8t)	Carolina	22	15	37	20	11	31	= +6
8t)	Minnesota	11	13	24	7	11	18	= +6
11t)	Buffalo	28	5	33	19	11	30	= +3
11t)	Atlanta	15	13	28	17	8	25	= +3
13t)	Indianapolis	16	10	26	19	5	24	= +2
13t)	Jacksonville	15	10	25	10	13	23	= +2
13t)	Dallas	11	10	21	9	10	19	= +2
16t)	Kansas City	15	13	28	17	10	27	= +1
16t)	New York Jets	17	14	31	21	9	30	= +1
18)	Cincinnati	19	6	25	13	12	25	= 0
19)	Houston	14	13	27	17	11	28	= -1
20)	Pittsburgh	12	10	22	14	11	25	= -3
21)	Tennessee	20	7	27	15	16	31	= -4
22)	Tampa Bay	19	10	29	29	5	34	= -5
23)	Chicago	13	15	28	27	7	34	= -6
24t)	Arizona	21	8	29	18	18	36	= -7
24t)	New York Giants	13	11	24	14	17	31	= -7
26t)	Miami	15	6	21	19	10	29	= -8
26t)	Seattle	13	10	23	19	12	31	= -8
28)	Washington	11	6	17	16	12	28	= -11
29)	Cleveland	10	9	19	18	13	31	= -12
30t)	Oakland	8	12	20	18	15	33	= -13
30t)	St. Louis	8	12	20	21	12	33	= -13
32)	Detroit	9	14	23	32	9	41	= -18
	Totals	525	347	872	525	347	872	= 0

WEEK 17 / THROUGH SUNDAY, JANUARY 3, 2010

Team/Offense Rank (Within League)

Team	BUF	CIN	CLE	DEN	HOU	IND	JAX	KC	MIA	NE	NYJ	OAK	PIT	SD	TEN	ARI	ATL	CAR	CHI	DAL	DET	GB	MIN	NO	NYG	PHI	STL	SF	SEA	TB	WAS		
13	30	24	32	15	4	9	18	25	17	3	20	31	7	10	12	TYDs/G	14	16	19	23	2	26	6	5	1	8	11	29	27	21	28	22	
14	26	24	32	16	6	3	15	28	22	5	21	30	8	4	12	TYDs/P	13	17	18	20	1	29	9	10	2	11	7	31	23	25	27	19	
5	16	9	8	18	30	32	10	11	4	12	1	21	19	31	2	Rshd/G	28	15	3	29	7	24	14	13	6	17	22	20	25	26	23	27	
4	9	24	15	17	31	30	6	8	10	21	5	19	16	32	1	RshAvg	23	18	3	26	2	28	13	22	7	20	14	11	12	27	25	29	
18	30	26	32	13	1	2	19	25	20	3	31	29	9	5	23	Psyd/G	12	14	27	17	6	21	7	8	4	11	10	28	22	15	24	16	
13	27	20	32	15	3	4	18	29	23	6	21	30	8	1	14	PassAvg	12	17	22	19	5	28	10	7	2	9	11	31	25	24	26	16	
10	28	14	26	8	15	21	4	22	23	6	30	24	12	4	20	%HdInt	18	16	27	29	3	31	2	1	7	11	9	25	13	19	32	17	
20	32	10	18	11	5	1	27	26	15	2	24	31	30	8	3	Sac/PP	6	7	21	14	13	22	29	12	4	9	19	25	23	17	16	28	
13	32	18	30	15	4	5	16	27	8	1	23t	31	9	10	21	ID/Gm	14	10	20	25	6	22	6	3	2	12	19	26	29	17	28	23t	
11	32	13	26	22	15	1	4	31	2	8	20	30	17	7	11	3D	Eff	21	10	19	18	14	24	3	5	6	9	23	28	29	25	27	16
19	18	3	5	26	5	20	10	16	2	14	1	17	5	14	13	4D	Eff	12	4	21	26	28	32	30	5	25	9	22	29	10	23	24	31
20	26	2	3	11	10	28	14	27	21	5	13	29	18	22	25	PR	Avg	24	9	17	15	6	16	23	12	31	7	1	8	32	19	4	30
1	10	22	7	27	16	18	17	25	12	15	5	32	8	14	29	KR	Avg	9	6	31	3	20	26	19	13	4	28	30	11	23	21	2	24
19	5	17	24	15	21	11	26	10	6	32	25	1	22	9	16	GPntAv	3	27	14	29	8	20	18	12	13	30	23	4	2	7	28	31	
15	6	25	17	23	9	18	14	4	8	32	22	1	20	10	12	NPntAv	5	26	24	19	7	21	31	16	29	30	13	2	3	11	27	28	
9	28	22	29	20	10	7	24	23	15	6	17	31	12	4	16	Pts/Gm	11	13	21	19	14	27	3	2	1	8	5	32	18	25	30	26	
27	14	19	4	12	28	21	31	11	7	17	18	6	9	5	15	FG%	1	29	20	12	30	25	25	2	2	15	10	22	22	3	32	8	

Opponent/Defense Rank (Within League)

Team	BUF	CIN	CLE	DEN	HOU	IND	JAX	KC	MIA	NE	NYJ	OAK	PIT	SD	TEN	ARI	ATL	CAR	CHI	DAL	DET	GB	MIN	NO	NYG	PHI	STL	SF	SEA	TB	WAS		
3	19	4	31	7	13	18	23	30	22	11	1	26	5	16	28	TYDs/G	20	21	8	17	9	32	2	6	25	13	12	29	15	24	27	10	
3	9	4	29	7	17	8	27	30	28	19	1	26	10	16	25	TYDs/P	18	23	13	15	12	32	2	14	21	20	5	31	6	22	24	11	
5	30	7	28	26	11	24	19	31	18	13	8	29	3	20	11	TYDs/G	17	10	22	23	4	25	1	2	21	14	9	27	6	15	32	16	
1	30	7	29	27	17	19	12	31	15	23	4	28	5	24	16	RshAvg	25	8	22	18	9	21	2	6	26	14	11	20	3	13	32	10	
8	2	6	29	3	18	14	27	22	24	12	1	7	16	11	31	Psyd/G	23	28	4	13	20	32	5	19	26	15	17	25	21	30	10	8	
14	2	7	26	3	18	4	30	28	29	19	1	27	8	13	23	PassAvg	11	25	9	15	10	32	6	16	20	21	5	31	12	24	22	17	
6	2	10	29	12	22	19	17	16	15	9	11	30	25	20	13	%HdInt	8	18	4	23	28	31	1	27	3	21	5	32	14	24	7	26	
20	19	18	7	6	25	23	32	31	1	22	16	4	3	14	26	Sac/PP	11	27	17	13	10	30	12	2	21	15	8	28	8	29	24	5	
7	22	5	32	12	16	27	19	26	15	10	1	25	4	21	28	ID/Gm	10	17	12	24	9	30	3	2	22	20	14	31	6	18	29	7	
11	24	16	18	13	20	31	30	15	4	12	1	8	28	23	26	3D	Eff	6	32	7	27	5	25	9	3	14	17	2	29	10	19	22	21
6	23	11	14	14	8	2	31	24	22	13	3	28	30	14	31	4D	Eff	14	12	21	10	14	29	4	7	9	27	25	14	4	14	26	1
10	11	25	5	26	2	16	1	7	17	21	20	9	23	31	8	PR	Avg	27	28	29	13	15	18	24	12	32	22	3	4	19	30	14	6
4	9	13	1	17	14	31	16	24	11	28	23	32	27	12	25	KR	Avg	6	5	30	26	7	20	18	15	29	8	21	22	10	19	2	3
13	1	15	11	30	31	21	25	18	17	2	12	8	7	10	19	GPntAv	26	4	24	5	22	14	27	23	9	16	28	20	29	32	6	3	
9	11	1	4	27	29	30	26	23	18	3	10	24	14	12	25	NPntAv	22	6	16	5	13	20	28	17	21	15	8	7	31	32	2	19	
3	16	6	21	12	17	8	24	29	25	5	1	23	12	11	28	Pts/Gm	14	14	9	21	2	32	7	10	20	30	19	31	4	25	27	18	
30	12	13	17	32	28	17	23	11	20	2	16	6	8	26	15	FG%	9	5	3	7	1	31	10	20	19	23	29	27	22	4	14	25	

WEEK 17 / THROUGH SUNDAY, JANUARY 3, 2010

AFC / LEADING PASSERS

Player, Team	Pct				Avg		Pct			Pct Rating	
	Att	Comp	Comp	Yds	Gain	TD	TD	Long	Int	Int	Points
Rivers, S.D.	486	317	65.2	4254	8.75	28	5.8	81t	9	1.9	104.4
Roethlisberger, Pit.	506	337	66.6	4328	8.55	26	5.1	60t	12	2.4	100.5
Manning, Ind.	571	393	68.8	4500	7.88	33	5.8	80t	16	2.8	99.9
Schaub, Hou.	583	396	67.9	4770	8.18	29	5.0	72t	15	2.6	98.6
Brady, N.E.	565	371	65.7	4398	7.78	28	5.0	81t	13	2.3	96.2
Flacco, Bal.	499	315	63.1	3613	7.24	21	4.2	72t	12	2.4	88.9
Orton, Den.	541	336	62.1	3802	7.03	21	3.9	87t	12	2.2	86.8
C. Palmer, Cin.	466	282	60.5	3094	6.64	21	4.5	73	13	2.8	83.6
Garrard, Jac.	516	314	60.9	3597	6.97	15	2.9	63	10	1.9	83.5
Young, Ten.	259	152	58.7	1879	7.25	10	3.9	66t	7	2.7	82.8
Henne, Mia.	451	274	60.8	2878	6.38	12	2.7	67	14	3.1	75.2
Cassel, K.C.	493	271	55.0	2924	5.93	16	3.2	61	16	3.2	69.9
Fitzpatrick, Buf.	227	127	55.9	1422	6.26	9	4.0	98t	10	4.4	69.7
Quinn, Cle.	256	136	53.1	1339	5.23	8	3.1	59t	7	2.7	67.2
*Sanchez, NY-J	364	196	53.8	2444	6.71	12	3.3	65t	20	5.5	63.0
J. Russell, Oak.	246	120	48.8	1287	5.23	3	1.2	86t	11	4.5	50.0

AFC / LEADING PASSERS, RANKS

Player, Team	Pct				Avg		Pct			Pct Rating	
	Att	Comp	Comp	Yds	Gain	TD	TD	Long	Int	Int	Points
Rivers, S.D.	9	6	5	5	1	3t	2		3	1	1
Roethlisberger, Pit.	6	4	3	4	2	5	3		7t	5	2
Manning, Ind.	2	2	1	2	4	1	1		14t	11	3
Schaub, Hou.	1	1	2	1	3	2	4		13	7	4
Brady, N.E.	3	3	4	3	5	3t	5		10t	4	5
Flacco, Bal.	7	7	6	7	7	6t	7		7t	6	6
Orton, Den.	4	5	7	6	8	6t	9		7t	3	7
C. Palmer, Cin.	10	9	10	9	11	6t	6		10t	10	8
Garrard, Jac.	5	8	8	8	9	10	14		4t	2	9
Young, Ten.	13	13	11	13	6	13	10		1t	8	10
Henne, Mia.	11	10	9	11	12	11t	15		12	12	11
Cassel, K.C.	8	11	13	10	14	9	12		14t	13	12
Fitzpatrick, Buf.	16	15	12	14	13	14	8		4t	14	13
Quinn, Cle.	14	14	15	15	16	15	13		1t	9	14
*Sanchez, NY-J	12	12	14	12	10	11t	11		16	16	15
J. Russell, Oak.	15	16	16	16	15	19t	16		6	15	16

NFC / LEADING PASSERS

Player, Team	Pct				Avg		Pct			Pct Rating	
	Att	Comp	Comp	Yds	Gain	TD	TD	Long	Int	Int	Points
Brees, N.O.	514	363	70.6	4388	8.54	34	6.6	75t	11	2.1	109.6
Favre, Min.	531	363	68.4	4202	7.91	33	6.2	63	7	1.3	107.2
Rodgers, G.B.	541	350	64.7	4434	8.20	30	5.5	83t	7	1.3	103.2
Romo, Dal.	550	347	63.1	4483	8.15	26	4.7	80t	9	1.6	97.6
Warner, Ariz	513	339	66.1	3753	7.32	26	5.1	45	14	2.7	93.2
Manning, NY-G	509	317	62.3	4021	7.90	27	5.3	74t	14	2.8	93.1
McNabb, Phi.	443	267	60.3	3553	8.02	22	5.0	60t	10	2.3	92.9
Campbell, Was.	507	327	64.5	3618	7.14	20	3.9	84	15	3.0	86.4
A. Smith, S.F.	372	225	60.5	2350	6.32	18	4.8	73t	12	3.2	81.5
Ryan, Atl.	451	263	58.3	2916	6.47	22	4.9	90t	14	3.1	80.9
Cutler, Chi.	555	336	60.5	3666	6.61	27	4.9	71	26	4.7	76.8
Hasselbeck, Sea.	488	293	60.0	3029	6.21	17	3.5	53	17	3.5	75.1
Bulger, St.L	247	140	56.7	1469	5.95	5	2.0	50	6	2.4	70.7
*Stafford, Det.	377	201	53.3	2267	6.01	13	3.4	75t	20	5.3	61.0
*Freeman, T.B.	291	159	54.6	1857	6.38	10	3.4	42t	18	6.2	59.9
Delhomme, Car.	321	178	55.5	2015	6.28	8	2.5	52	18	5.6	59.4

NFC / LEADING PASSERS, RANKS

Player, Team	Pct				Avg		Pct			Pct Rating	
	Att	Comp	Comp	Yds	Gain	TD	TD	Long	Int	Int	Points
Brees, N.O.	5	1t	1	3	1	1	1		6	4	1
Favre, Min.	4	1t	2	4	5	2	2		2t	2	2
Rodgers, G.B.	3	3	4	2	2	3	3		2t	1	3
Romo, Dal.	2	4	6	1	3	6t	10		4	3	4
Warner, Ariz	6	5	3	6	7	6t	5		8t	7	5
Manning, NY-G	7	8	7	5	6	4t	4		8t	8	6
McNabb, Phi.	11	10	10	9	4	8t	6		5	5	7
Campbell, Was.	8	7	5	8	8	10	11		11	9	8
A. Smith, S.F.	13	12	9	12	12	11	9		7	11	9
Ryan, Atl.	10	11	12	11	10	8t	7		8t	10	10
Cutler, Chi.	1	6	8	7	9	4t	8		16	13	11
Hasselbeck, Sea.	9	9	11	10	14	12	12		12	12	12
Bulger, St.L	16	16	13	16	16	17t	16		1	6	13
*Stafford, Det.	12	13	16	13	15	13	13		15	14	14
*Freeman, T.B.	15	15	15	15	11	14	14		13t	16	15
Delhomme, Car.	14	14	14	14	13	15t	15		13t	15	16

NFL / LEADING PASSERS

Player, Team	Att	Pct		Yds	Avg		Pct			Pct Rating	
		Comp	Comp		Gain	TD	TD	Long	Int	Int	Points
Brees, N.O.	514	363	70.6	4388	8.54	34	6.6	75t	11	2.1	109.6
Favre, Min.	531	363	68.4	4202	7.91	33	6.2	63	7	1.3	107.2
Rivers, S.D.	486	317	65.2	4254	8.75	28	5.8	81t	9	1.9	104.4
Rodgers, G.B.	541	350	64.7	4434	8.20	30	5.5	83t	7	1.3	103.2
Roethlisberger, Pit.	506	337	66.6	4328	8.55	26	5.1	60t	12	2.4	100.5
Manning, Ind.	571	393	68.8	4500	7.88	33	5.8	80t	16	2.8	99.9
Schaub, Hou.	583	396	67.9	4770	8.18	29	5.0	72t	15	2.6	98.6
Romo, Dal.	550	347	63.1	4483	8.15	26	4.7	80t	9	1.6	97.6
Brady, N.E.	565	371	65.7	4398	7.78	28	5.0	81t	13	2.3	96.2
Warner, Ariz	513	339	66.1	3753	7.32	26	5.1	45	14	2.7	93.2
Manning, NY-G	509	317	62.3	4021	7.90	27	5.3	74t	14	2.8	93.1
McNabb, Phi.	443	267	60.3	3553	8.02	22	5.0	60t	10	2.3	92.9
Flacco, Bal.	499	315	63.1	3613	7.24	21	4.2	72t	12	2.4	88.9
Orton, Den.	541	336	62.1	3802	7.03	21	3.9	87t	12	2.2	86.8
Campbell, Was.	507	327	64.5	3618	7.14	20	3.9	84	15	3.0	86.4
C. Palmer, Cin.	466	282	60.5	3094	6.64	21	4.5	73	13	2.8	83.6
Garrard, Jac.	516	314	60.9	3597	6.97	15	2.9	63	10	1.9	83.5
Young, Ten.	259	152	58.7	1879	7.25	10	3.9	66t	7	2.7	82.8
A. Smith, S.F.	372	225	60.5	2350	6.32	18	4.8	73t	12	3.2	81.5
Ryan, Atl.	451	263	58.3	2916	6.47	22	4.9	90t	14	3.1	80.9
Cutler, Chi.	555	336	60.5	3666	6.61	27	4.9	71	26	4.7	76.8
Henne, Mia.	451	274	60.8	2878	6.38	12	2.7	67	14	3.1	75.2
Hasselbeck, Sea.	488	293	60.0	3029	6.21	17	3.5	53	17	3.5	75.1
Bulger, St.L	247	140	56.7	1469	5.95	5	2.0	50	6	2.4	70.7
Cassel, K.C.	493	271	55.0	2924	5.93	16	3.2	61	16	3.2	69.9
Fitzpatrick, Buf.	227	127	55.9	1422	6.26	9	4.0	98t	10	4.4	69.7
Quinn, Cle.	256	136	53.1	1339	5.23	8	3.1	59t	7	2.7	67.2
*Sanchez, NY-J	364	196	53.8	2444	6.71	12	3.3	65t	20	5.5	63.0
*Stafford, Det.	377	201	53.3	2267	6.01	13	3.4	75t	20	5.3	61.0
*Freeman, T.B.	291	159	54.6	1857	6.38	10	3.4	42t	18	6.2	59.9
Delhomme, Car.	321	178	55.5	2015	6.28	8	2.5	52	18	5.6	59.4
J. Russell, Oak.	246	120	48.8	1287	5.23	3	1.2	86t	11	4.5	50.0

NFL / LEADING PASSERS, RANKS

Player, Team	Att	Pct		Yds	Avg		Pct			Pct Rating	
		Comp	Comp		Gain	TD	TD	Long	Int	Int	Points
Brees, N.O.	10	4t	1	6	3	1	1		11t	6	1
Favre, Min.	8	4t	3	9	8	2t	2		2t	2	2
Rivers, S.D.	18	13t	8	8	1	6t	4		6t	4	3
Rodgers, G.B.	6t	6	9	4	4	4	5		2t	1	4
Roethlisberger, Pit.	14	9	5	7	2	10t	7		13t	10	5
Manning, Ind.	2	2	2	2	10	2t	3		25t	19	6
Schaub, Hou.	1	1	4	1	5	5	9		23t	13	7
Romo, Dal.	5	7	12	3	6	10t	15		6t	3	8
Brady, N.E.	3	3	7	5	11	6t	11		17t	9	9
Warner, Ariz	11	8	6	12	12	10t	8		19t	15	10
Manning, NY-G	12	13t	13	10	9	8t	6		19t	17	11
McNabb, Phi.	22	21	20	17	7	13t	10		8t	8	12
Flacco, Bal.	15	15	11	15	14	15t	17		13t	11	13
Orton, Den.	6t	10t	14	11	16	15t	20		13t	7	14
Campbell, Was.	13	12	10	14	15	18	19		23t	20	15
C. Palmer, Cin.	19	18	18	18	19	15t	16		17t	18	16
Garrard, Jac.	9	16	15	16	17	22	28		8t	5	17
Young, Ten.	28	28	22	27	13	26t	21		2t	14	18
A. Smith, S.F.	24	23	19	24	24	19	14		13t	23	19
Ryan, Atl.	20t	22	23	21	21	13t	12		19t	21t	20
Cutler, Chi.	4	10t	17	13	20	8t	13		32	28	21
Henne, Mia.	20t	19	16	22	23	24t	29		19t	21t	22
Hasselbeck, Sea.	17	17	21	19	27	20	22		27	25	23
Bulger, St.L	30	29	24	29	29	35t	31		1	12	24
Cassel, K.C.	16	20	27	20	30	21	26		25t	24	25
Fitzpatrick, Buf.	32	31	25	30	26	28	18		8t	26	26
Quinn, Cle.	29	30	31	31	32	29t	27		2t	16	27
*Sanchez, NY-J	25	25	29	23	18	24t	25		30t	30	28
*Stafford, Det.	23	24	30	25	28	23	23		30t	29	29
*Freeman, T.B.	27	27	28	28	22	26t	24		28t	32	30
Delhomme, Car.	26	26	26	26	25	29t	30		28t	31	31
J. Russell, Oak.	31	32	32	32	31	41t	32		11t	27	32

AFC / FOURTH-QUARTER PASSING LEADERS

Rank	Player, Team	Att	Comp	Comp%	Yards	YPA	TD	TD%	Int	Int%	Rating
1)	Manning, Ind.	109	79	72.5	939	8.61	7	6.4	1	0.9	116.0
2)	Roethlisberger, Pit.	125	80	64.0	991	7.93	5	4.0	0	0.0	101.8
3)	Rivers, S.D.	109	72	66.1	989	9.07	5	4.6	3	2.8	98.8
4)	Flacco, Bal.	125	79	63.2	1058	8.46	7	5.6	5	4.0	92.0
5)	Orton, Den.	147	89	60.5	1193	8.12	6	4.1	4	2.7	88.6
6)	Schaub, Hou.	154	103	66.9	1128	7.32	5	3.2	4	2.6	88.3

7)	Gradkowski, Oak.	64	35	54.7	505	7.89	4	6.3	3	4.7	81.8
8)	C. Palmer, Cin.	111	70	63.1	702	6.32	5	4.5	4	3.6	81.0
9)	Cassel, K.C.	129	67	51.9	885	6.86	10	7.8	6	4.7	80.4
10)	Brady, N.E.	121	73	60.3	685	5.66	5	4.1	4	3.3	75.9
11)	Garrard, Jac.	127	69	54.3	852	6.71	5	3.9	4	3.1	75.3
12)	Quinn, Cle.	103	53	51.5	477	4.63	4	3.9	1	1.0	73.2
13)	Young, Ten.	73	36	49.3	427	5.85	2	2.7	1	1.4	71.0
14)	Edwards, Buf.	49	25	51.0	270	5.51	3	6.1	2	4.1	71.0
15)	Henne, Mia.	142	78	54.9	909	6.40	5	3.5	7	4.9	65.7
16)	J. Russell, Oak.	73	36	49.3	423	5.79	2	2.7	2	2.7	65.0
17)	Fitzpatrick, Buf.	70	40	57.1	464	6.63	3	4.3	5	7.1	61.8
18)	Collins, Ten.	43	20	46.5	200	4.65	1	2.3	1	2.3	58.3
19)	*Sanchez, NY-J	69	35	50.7	541	7.84	1	1.4	9	13.0	42.3
20)	D. Anderson, Cle.	44	16	36.4	163	3.70	0	0.0	4	9.1	9.9

NFC / FOURTH-QUARTER PASSING LEADERS

Rank	Player, Team	Att	Comp	Comp%	Yards	YPA	TD	TD%	Int	Int%	Rating
1)	S. Hill, S.F.	42	29	69.0	303	7.21	3	7.1	0	0.0	113.5
2)	Brees, N.O.	126	91	72.2	1066	8.46	6	4.8	0	0.0	113.4
3)	Favre, Min.	126	89	70.6	1081	8.58	8	6.3	2	1.6	111.2
4)	Rodgers, G.B.	104	63	60.6	787	7.57	9	8.7	2	1.9	104.9
5)	Romo, Dal.	142	89	62.7	1232	8.68	8	5.6	2	1.4	103.4
6)	Manning, NY-G	143	90	62.9	1114	7.79	8	5.6	3	2.1	96.9
7)	Culpepper, Det.	68	41	60.3	450	6.62	2	2.9	1	1.5	83.6
8)	A. Smith, S.F.	98	58	59.2	657	6.70	6	6.1	4	4.1	82.7
9)	McNabb, Phi.	97	59	60.8	685	7.06	2	2.1	2	2.1	80.5
10)	S. Wallace, Sea.	52	32	61.5	258	4.96	1	1.9	0	0.0	80.4
11)	Campbell, Was.	137	88	64.2	842	6.15	4	2.9	4	2.9	78.8
12)	Leftwich, T.B.	46	21	45.7	218	4.74	2	4.3	0	0.0	74.4
13)	Bulger, St.L	86	44	51.2	549	6.38	2	2.3	1	1.2	74.2
14)	Ryan, Atl.	124	73	58.9	712	5.74	7	5.6	6	4.8	73.7
15)	Cutler, Chi.	141	80	56.7	893	6.33	9	6.4	8	5.7	73.4
16)	Warner, Ariz	90	48	53.3	536	5.96	2	2.2	3	3.3	64.9
17)	*Freeman, T.B.	96	56	58.3	644	6.71	4	4.2	7	7.3	62.2
18)	Redman, Atl.	47	24	51.1	226	4.81	2	4.3	2	4.3	61.1
19)	Delhomme, Car.	112	58	51.8	727	6.49	2	1.8	5	4.5	59.6
20)	Hasselbeck, Sea.	145	85	58.6	836	5.77	2	1.4	7	4.8	59.4
21)	*Stafford, Det.	120	61	50.8	625	5.21	1	0.8	7	5.8	44.6
22)	Boller, St.L	54	29	53.7	229	4.24	0	0.0	3	5.6	41.4

NFL / FOURTH-QUARTER PASSING LEADERS

Rank	Player, Team	Att	Comp	Comp%	Yards	YPA	TD	TD%	Int	Int%	Rating
1)	Manning, Ind.	109	79	72.5	939	8.61	7	6.4	1	0.9	116.0
2)	S. Hill, S.F.	42	29	69.0	303	7.21	3	7.1	0	0.0	113.5
3)	Brees, N.O.	126	91	72.2	1066	8.46	6	4.8	0	0.0	113.4
4)	Favre, Min.	126	89	70.6	1081	8.58	8	6.3	2	1.6	111.2
5)	Rodgers, G.B.	104	63	60.6	787	7.57	9	8.7	2	1.9	104.9
6)	Romo, Dal.	142	89	62.7	1232	8.68	8	5.6	2	1.4	103.4
7)	Roethlisberger, Pit.	125	80	64.0	991	7.93	5	4.0	0	0.0	101.8
8)	Rivers, S.D.	109	72	66.1	989	9.07	5	4.6	3	2.8	98.8
9)	Manning, NY-G	143	90	62.9	1114	7.79	8	5.6	3	2.1	96.9
10)	Flacco, Bal.	125	79	63.2	1058	8.46	7	5.6	5	4.0	92.0
11)	Orton, Den.	147	89	60.5	1193	8.12	6	4.1	4	2.7	88.6
12)	Schaub, Hou.	154	103	66.9	1128	7.32	5	3.2	4	2.6	88.3
13)	Culpepper, Det.	68	41	60.3	450	6.62	2	2.9	1	1.5	83.6
14)	A. Smith, S.F.	98	58	59.2	657	6.70	6	6.1	4	4.1	82.7
15)	Gradkowski, Oak.	64	35	54.7	505	7.89	4	6.3	3	4.7	81.8
16)	C. Palmer, Cin.	111	70	63.1	702	6.32	5	4.5	4	3.6	81.0
17)	McNabb, Phi.	97	59	60.8	685	7.06	2	2.1	2	2.1	80.5
18)	S. Wallace, Sea.	52	32	61.5	258	4.96	1	1.9	0	0.0	80.4
19)	Cassel, K.C.	129	67	51.9	885	6.86	10	7.8	6	4.7	80.4
20)	Campbell, Was.	137	88	64.2	842	6.15	4	2.9	4	2.9	78.8
21)	Brady, N.E.	121	73	60.3	685	5.66	5	4.1	4	3.3	75.9
22)	Garrard, Jac.	127	69	54.3	852	6.71	5	3.9	4	3.1	75.3
23)	Leftwich, T.B.	46	21	45.7	218	4.74	2	4.3	0	0.0	74.4
24)	Bulger, St.L	86	44	51.2	549	6.38	2	2.3	1	1.2	74.2
25)	Ryan, Atl.	124	73	58.9	712	5.74	7	5.6	6	4.8	73.7
26)	Cutler, Chi.	141	80	56.7	893	6.33	9	6.4	8	5.7	73.4
27)	Quinn, Cle.	103	53	51.5	477	4.63	4	3.9	1	1.0	73.2
28)	Young, Ten.	73	36	49.3	427	5.85	2	2.7	1	1.4	71.0
29)	Edwards, Buf.	49	25	51.0	270	5.51	3	6.1	2	4.1	71.0
30)	Henne, Mia.	142	78	54.9	909	6.40	5	3.5	7	4.9	65.7
31)	J. Russell, Oak.	73	36	49.3	423	5.79	2	2.7	2	2.7	65.0
32)	Warner, Ariz	90	48	53.3	536	5.96	2	2.2	3	3.3	64.9
33)	*Freeman, T.B.	96	56	58.3	644	6.71	4	4.2	7	7.3	62.2
34)	Fitzpatrick, Buf.	70	40	57.1	464	6.63	3	4.3	5	7.1	61.8
35)	Redman, Atl.	47	24	51.1	226	4.81	2	4.3	2	4.3	61.1
36)	Delhomme, Car.	112	58	51.8	727	6.49	2	1.8	5	4.5	59.6
37)	Hasselbeck, Sea.	145	85	58.6	836	5.77	2	1.4	7	4.8	59.4
38)	Collins, Ten.	43	20	46.5	200	4.65	1	2.3	1	2.3	58.3
39)	*Stafford, Det.	120	61	50.8	625	5.21	1	0.8	7	5.8	44.6
40)	*Sanchez, NY-J	69	35	50.7	541	7.84	1	1.4	9	13.0	42.3
41)	Boller, St.L	54	29	53.7	229	4.24	0	0.0	3	5.6	41.4
42)	D. Anderson, Cle.	44	16	36.4	163	3.70	0	0.0	4	9.1	9.9

AFC / THIRD-DOWN PASSING LEADERS

Rank	Player, Team	Att	Comp	Comp%	Yards	YPA	TD	TD%	Int	Int%	Rating
1)	Manning, Ind.	146	103	70.5	1129	7.73	10	6.8	2	1.4	110.2
2)	Brady, N.E.	134	81	60.4	1000	7.46	8	6.0	0	0.0	103.5
3)	Rivers, S.D.	127	74	58.3	1183	9.31	11	8.7	6	4.7	98.6
4)	C. Palmer, Cin.	162	94	58.0	1154	7.12	8	4.9	3	1.9	88.9
5)	Garrard, Jac.	147	90	61.2	1088	7.40	7	4.8	4	2.7	88.5
6)	Orton, Den.	153	84	54.9	933	6.10	10	6.5	3	2.0	86.9
7)	Flacco, Bal.	148	90	60.8	1003	6.78	8	5.4	5	3.4	84.9
8)	Schaub, Hou.	136	81	59.6	937	6.89	5	3.7	3	2.2	83.5
9)	Roethlisberger, Pit.	132	75	56.8	998	7.56	7	5.3	5	3.8	82.8
10)	Henne, Mia.	141	85	60.3	881	6.25	4	2.8	5	3.5	73.0
11)	Quinn, Cle.	83	43	51.8	520	6.27	4	4.8	4	4.8	67.3
12)	Cassel, K.C.	144	71	49.3	834	5.79	5	3.5	6	4.2	61.5
13)	J. Russell, Oak.	86	41	47.7	398	4.63	0	0.0	0	0.0	61.1
14)	*Sanchez, NY-J	137	70	51.1	797	5.82	3	2.2	6	4.4	58.0

NFC / THIRD-DOWN PASSING LEADERS

Rank	Player, Team	Att	Comp	Comp%	Yards	YPA	TD	TD%	Int	Int%	Rating
1)	Rodgers, G.B.	157	106	67.5	1710	10.89	14	8.9	0	0.0	133.5
2)	Manning, NY-G	140	89	63.6	1355	9.68	11	7.9	3	2.1	112.6
3)	Brees, N.O.	128	82	64.1	1045	8.16	11	8.6	5	3.9	101.9
4)	Favre, Min.	151	96	63.6	1206	7.99	9	6.0	5	3.3	94.4
5)	Campbell, Was.	139	97	69.8	1155	8.31	6	4.3	5	3.6	94.3
6)	Ryan, Atl.	138	78	56.5	957	6.93	8	5.8	3	2.2	88.3
7)	A. Smith, S.F.	104	62	59.6	593	5.70	6	5.8	2	1.9	86.7
8)	McNabb, Phi.	111	61	55.0	867	7.81	7	6.3	4	3.6	86.4
9)	Romo, Dal.	144	81	56.3	1022	7.10	5	3.5	3	2.1	81.4
10)	Warner, Ariz	127	73	57.5	780	6.14	6	4.7	4	3.1	78.2
11)	Cutler, Chi.	154	89	57.8	1018	6.61	11	7.1	12	7.8	69.1
12)	Hasselbeck, Sea.	125	67	53.6	682	5.46	6	4.8	8	6.4	58.8
13)	*Freeman, T.B.	88	43	48.9	537	6.10	3	3.4	5	5.7	55.9
14)	*Stafford, Det.	116	62	53.4	671	5.78	2	1.7	10	8.6	40.6

NFL / THIRD-DOWN PASSING LEADERS

Rank	Player, Team	Att	Comp	Comp%	Yards	YPA	TD	TD%	Int	Int%	Rating
1)	Rodgers, G.B.	157	106	67.5	1710	10.89	14	8.9	0	0.0	133.5
2)	Manning, NY-G	140	89	63.6	1355	9.68	11	7.9	3	2.1	112.6
3)	Manning, Ind.	146	103	70.5	1129	7.73	10	6.8	2	1.4	110.2
4)	Brady, N.E.	134	81	60.4	1000	7.46	8	6.0	0	0.0	103.5
5)	Brees, N.O.	128	82	64.1	1045	8.16	11	8.6	5	3.9	101.9
6)	Rivers, S.D.	127	74	58.3	1183	9.31	11	8.7	6	4.7	98.6
7)	Favre, Min.	151	96	63.6	1206	7.99	9	6.0	5	3.3	94.4
8)	Campbell, Was.	139	97	69.8	1155	8.31	6	4.3	5	3.6	94.3
9)	C. Palmer, Cin.	162	94	58.0	1154	7.12	8	4.9	3	1.9	88.9
10)	Garrard, Jac.	147	90	61.2	1088	7.40	7	4.8	4	2.7	88.5
11)	Ryan, Atl.	138	78	56.5	957	6.93	8	5.8	3	2.2	88.3
12)	Orton, Den.	153	84	54.9	933	6.10	10	6.5	3	2.0	86.9
13)	A. Smith, S.F.	104	62	59.6	593	5.70	6	5.8	2	1.9	86.7
14)	McNabb, Phi.	111	61	55.0	867	7.81	7	6.3	4	3.6	86.4
15)	Flacco, Bal.	148	90	60.8	1003	6.78	8	5.4	5	3.4	84.9
16)	Schaub, Hou.	136	81	59.6	937	6.89	5	3.7	3	2.2	83.5
17)	Roethlisberger, Pit.	132	75	56.8	998	7.56	7	5.3	5	3.8	82.8
18)	Romo, Dal.	144	81	56.3	1022	7.10	5	3.5	3	2.1	81.4
19)	Warner, Ariz	127	73	57.5	780	6.14	6	4.7	4	3.1	78.2
20)	Henne, Mia.	141	85	60.3	881	6.25	4	2.8	5	3.5	73.0
21)	Cutler, Chi.	154	89	57.8	1018	6.61	11	7.1	12	7.8	69.1
22)	Quinn, Cle.	83	43	51.8	520	6.27	4	4.8	4	4.8	67.3
23)	Cassel, K.C.	144	71	49.3	834	5.79	5	3.5	6	4.2	61.5
24)	J. Russell, Oak.	86	41	47.7	398	4.63	0	0.0	0	0.0	61.1
25)	Hasselbeck, Sea.	125	67	53.6	682	5.46	6	4.8	8	6.4	58.8
26)	*Sanchez, NY-J	137	70	51.1	797	5.82	3	2.2	6	4.4	58.0
27)	*Freeman, T.B.	88	43	48.9	537	6.10	3	3.4	5	5.7	55.9
28)	*Stafford, Det.	116	62	53.4	671	5.78	2	1.7	10	8.6	40.6

AFC / LEADING RUSHERS

Rank	Player, Team	Att	Yards	Avg	Long	TD
1)	Johnson, Ten.	358	2006	5.6	91t	14
2)	Jones, NY-J	331	1402	4.2	71t	14
3)	Jones-Drew, Jac.	312	1391	4.5	80t	15
4)	Rice, Bal.	254	1339	5.3	59t	7
5)	Benson, Cin.	301	1251	4.2	42	6
6)	R. Williams, Mia.	241	1121	4.7	68t	11
7)	Charles, K.C.	190	1120	5.9	76t	7
8)	Mendenhall, Pit.	242	1108	4.6	60	7
9)	Jackson, Buf.	237	1062	4.5	43	2
10)	*Moreno, Den.	247	947	3.8	36	7
11)	J. Harrison, Cle.	194	862	4.4	71t	5
12)	Addai, Ind.	219	828	3.8	21t	10
13)	Maroney, N.E.	194	757	3.9	45t	9

14)	Tomlinson, S.D.	223	730	3.3	36	12
15)	Brown, Mia.	147	648	4.4	45	8
16)	Buckhalter, Den.	120	642	5.4	45t	1
17)	Bush, Oak.	123	589	4.8	60	3
18)	L. Johnson, K.C.-Cin.	178	581	3.3	27	0
19)	McGahee, Bal.	109	544	5.0	77t	12
20)	*Greene, NY-J	108	540	5.0	33t	2
21)	Ja. Lewis, Cle.	143	500	3.5	18	0
22)	Fargas, Oak.	129	491	3.8	35	3
23)	Lynch, Buf.	120	450	3.8	47	2
24)	Slaton, Hou.	131	437	3.3	32t	3
25)	Moats, Hou.	101	390	3.9	17	4
26)	Parker, Pit.	98	389	4.0	34	0
27)	Cribbs, Cle. (WR)	55	381	6.9	37	1
28)	McFadden, Oak.	104	357	3.4	28	1
29)	Sproles, S.D.	93	343	3.7	21	3
30)	Faulk, N.E.	62	335	5.4	29	2
31)	L. Washington, NY-J	72	331	4.6	33	0
32)	Garrard, Jac. (QB)	77	323	4.2	30	3
33)	*Scott, Cin.	74	321	4.3	61	0
34)	Morris, N.E.	73	319	4.4	55	2
35t)	*Brown, Ind.	78	281	3.6	45	3
35t)	Young, Ten. (QB)	55	281	5.1	44	2
37)	F. Taylor, N.E.	63	269	4.3	19	4
38)	C. Brown, Hou.	79	267	3.4	13	3
39)	*Foster, Hou.	54	257	4.8	24	3
40)	White, Ten.	64	222	3.5	11	2
41)	*Jennings, Cle.	63	220	3.5	16	1
42)	B. Smith, NY-J (WR)	18	207	11.5	57	1
43)	*Jennings, Jac.	39	202	5.2	28t	1
44)	Cassel, K.C. (QB)	50	189	3.8	13	0
45)	L. McClain, Bal.	46	180	3.9	20	2
46)	Tolbert, S.D.	25	148	5.9	32	1
47)	Fitzpatrick, Buf. (QB)	31	141	4.5	31t	1
48)	Polite, Mia.	37	123	3.3	13	0
49)	Moore, Pit.	35	118	3.4	15	0
50)	Green-Ellis, N.E.	26	114	4.4	29	0

NFC / LEADING RUSHERS

Rank	Player, Team	Att	Yards	Avg	Long	TD
1)	Jackson, St.L	324	1416	4.4	58	4
2)	Peterson, Min.	314	1383	4.4	64t	18
3)	Grant, G.B.	282	1253	4.4	62t	11
4)	Stewart, Car.	221	1133	5.1	67t	10
5)	Gore, S.F.	229	1120	4.9	80t	10
6)	D. Williams, Car.	216	1117	5.2	77	7
7)	Barber, Dal.	214	932	4.4	35	7
8)	Forte, Chi.	258	929	3.6	61	4
9)	Turner, Atl.	178	871	4.9	58t	10
10)	Jacobs, NY-G	224	835	3.7	31	5
11)	Williams, T.B.	210	821	3.9	35	4
12t)	P. Thomas, N.O.	147	793	5.4	34t	6
12t)	*B. Wells, Ariz	176	793	4.5	33	7
14)	Bradshaw, NY-G	163	778	4.8	38	7
15)	K. Smith, Det.	217	747	3.4	31	4
16)	Jones, Dal.	116	685	5.9	56	3
17)	J. Jones, Sea.	177	663	3.7	62t	2
18)	Bell, N.O.	172	654	3.8	35	5
19)	*McCoy, Phi.	155	637	4.1	66t	4
20)	Forsett, Sea.	114	619	5.4	35	4
21)	Snelling, Atl.	142	613	4.3	31	4
22)	Hightower, Ariz	143	598	4.2	50	8
23)	Portis, Was.	124	494	4.0	78	1
24)	Ward, T.B.	114	409	3.6	28	1
25)	Bush, N.O.	70	390	5.6	55	5
26)	Morris, Det.	93	384	4.1	64t	2
27)	Choice, Dal.	64	349	5.5	66	3
28)	Taylor, Min.	94	338	3.6	25	1
29)	Weaver, Phi.	70	323	4.6	41t	2
30)	Rodgers, G.B. (QB)	58	316	5.4	35	5
31)	Westbrook, Phi.	61	274	4.5	25	1
32)	Norwood, Atl.	76	252	3.3	21	0
33)	Campbell, Was. (QB)	46	236	5.1	21	1
34)	Cartwright, Was.	64	228	3.6	34	0
35)	*Coffee, S.F.	83	226	2.7	17	1
36)	*Bell, Chi.	40	220	5.5	72	0
37)	Betts, Was.	56	210	3.8	18	2
38)	Ganther, Ten.-Was.	62	199	3.2	13	3
39)	Cutler, Chi. (QB)	40	173	4.3	30	1
40)	*Freeman, T.B. (QB)	30	161	5.4	20	0
41)	Green, G.B.	41	160	3.9	26	1
42)	Darby, St.L	27	152	5.6	51	0

43)	J. Johnson, T.B. (QB)	22	148	6.7	29	0
44)	McNabb, Phi. (QB)	37	140	3.8	27	2
45)	D. Jackson, Phi. (WR)	11	137	12.5	67t	1
46)	*Harvin, Min. (WR)	15	135	9.0	35	0
47)	*Aaron Brown, Det.	27	131	4.9	19	0
48)	Mason, Was.	32	127	4.0	20	0
49t)	Hamilton, N.O.	35	125	3.6	19	2
49t)	James, Sea.	46	125	2.7	10	0

NFL / LEADING RUSHERS

Rank	Player, Team	Att	Yards	Avg	Long	TD
1)	Johnson, Ten.	358	2006	5.6	91t	14
2)	Jackson, St.L	324	1416	4.4	58	4
3)	Jones, NY-J	331	1402	4.2	71t	14
4)	Jones-Drew, Jac.	312	1391	4.5	80t	15
5)	Peterson, Min.	314	1383	4.4	64t	18
6)	Rice, Bal.	254	1339	5.3	59t	7
7)	Grant, G.B.	282	1253	4.4	62t	11
8)	Benson, Cin.	301	1251	4.2	42	6
9)	Stewart, Car.	221	1133	5.1	67t	10
10)	R. Williams, Mia.	241	1121	4.7	68t	11
11t)	Charles, K.C.	190	1120	5.9	76t	7
11t)	Gore, S.F.	229	1120	4.9	80t	10
13)	D. Williams, Car.	216	1117	5.2	77	7
14)	Mendenhall, Pit.	242	1108	4.6	60	7
15)	Jackson, Buf.	237	1062	4.5	43	2
16)	*Moreno, Den.	247	947	3.8	36	7
17)	Barber, Dal.	214	932	4.4	35	7
18)	Forte, Chi.	258	929	3.6	61	4
19)	Turner, Atl.	178	871	4.9	58t	10
20)	J. Harrison, Cle.	194	862	4.4	71t	5
21)	Jacobs, NY-G	224	835	3.7	31	5
22)	Addai, Ind.	219	828	3.8	21t	10
23)	Williams, T.B.	210	821	3.9	35	4
24t)	P. Thomas, N.O.	147	793	5.4	34t	6
24t)	*B. Wells, Ariz	176	793	4.5	33	7
26)	Bradshaw, NY-G	163	778	4.8	38	7
27)	Maroney, N.E.	194	757	3.9	45t	9
28)	K. Smith, Det.	217	747	3.4	31	4
29)	Tomlinson, S.D.	223	730	3.3	36	12
30)	Jones, Dal.	116	685	5.9	56	3
31)	J. Jones, Sea.	177	663	3.7	62t	2
32)	Bell, N.O.	172	654	3.8	35	5
33)	Brown, Mia.	147	648	4.4	45	8
34)	Buckhalter, Den.	120	642	5.4	45t	1
35)	*McCoy, Phi.	155	637	4.1	66t	4
36)	Forsett, Sea.	114	619	5.4	35	4
37)	Snelling, Atl.	142	613	4.3	31	4
38)	Hightower, Ariz	143	598	4.2	50	8
39)	Bush, Oak.	123	589	4.8	60	3
40)	L. Johnson, K.C.-Cin.	178	581	3.3	27	0
41)	McGahee, Bal.	109	544	5.0	77t	12
42)	*Greene, NY-J	108	540	5.0	33t	2
43)	Ja. Lewis, Cle.	143	500	3.5	18	0
44)	Portis, Was.	124	494	4.0	78	1
45)	Fargas, Oak.	129	491	3.8	35	3
46)	Lynch, Buf.	120	450	3.8	47	2
47)	Slaton, Hou.	131	437	3.3	32t	3
48)	Ward, T.B.	114	409	3.6	28	1
49t)	Bush, N.O.	70	390	5.6	55	5
49t)	Moats, Hou.	101	390	3.9	17	4

AFC / THIRD-AND-ONE RUSHING LEADERS

Rank	Player, Team	Att	FD	Pct
1t)	Polite, Mia.	11	11	100.0
1t)	Garrard, Jac.	8	8	100.0
1t)	R. Williams, Mia.	6	6	100.0
1t)	Brady, N.E.	5	5	100.0
1t)	Fitzpatrick, Buf.	5	5	100.0
1t)	C. Palmer, Cin.	5	5	100.0
1t)	Quinn, Cle.	5	5	100.0
1t)	L. Johnson, K.C.-Cin.	4	4	100.0
1t)	J. Russell, Oak.	4	4	100.0
1t)	*Sanchez, NY-J	4	4	100.0
11t)	C. Brown, Hou.	6	5	83.3
11t)	McGahee, Bal.	6	5	83.3
11t)	Rice, Bal.	6	5	83.3
14t)	Jones, NY-J	10	8	80.0
14t)	Tomlinson, S.D.	5	4	80.0
16)	Addai, Ind.	12	9	75.0
17)	Jones-Drew, Jac.	15	11	73.3
18)	Maroney, N.E.	11	8	72.7

19)	Johnson, Ten.	7	5	71.4
20t)	Charles, K.C.	6	4	66.7
20t)	Morris, N.E.	6	4	66.7
20t)	Slaton, Hou.	6	4	66.7
23)	Benson, Cin.	11	7	63.6
24)	*Moreno, Den.	16	10	62.5
25)	Mendenhall, Pit.	13	7	53.8

NFC / THIRD-AND-ONE RUSHING LEADERS

Rank	Player, Team	Att	FD	Pct
1t)	Gore, S.F.	6	6	100.0
1t)	Hamilton, N.O.	5	5	100.0
3)	Williams, T.B.	8	7	87.5
4)	Stewart, Car.	10	8	80.0
5)	Peterson, Min.	18	14	77.8
6)	Bell, N.O.	12	9	75.0
7t)	Barber, Dal.	14	10	71.4
7t)	J. Jones, Sea.	7	5	71.4
7t)	*McCoy, Phi.	7	5	71.4
10)	Forte, Chi.	13	9	69.2
11t)	Jacobs, NY-G	12	8	66.7
11t)	Cutler, Chi.	6	4	66.7
11t)	Vick, Phi.	6	4	66.7
14)	Jackson, St.L	14	9	64.3
15)	Snelling, Atl.	13	8	61.5
16)	K. Smith, Det.	7	4	57.1
17)	Bradshaw, NY-G	9	5	55.6
18)	*B. Wells, Ariz	15	7	46.7

NFL / THIRD-AND-ONE RUSHING LEADERS

Rank	Player, Team	Att	FD	Pct
1t)	Polite, Mia.	11	11	100.0
1t)	Garrard, Jac.	8	8	100.0
1t)	Gore, S.F.	6	6	100.0
1t)	R. Williams, Mia.	6	6	100.0
1t)	Brady, N.E.	5	5	100.0
1t)	Fitzpatrick, Buf.	5	5	100.0
1t)	Hamilton, N.O.	5	5	100.0
1t)	C. Palmer, Cin.	5	5	100.0
1t)	Quinn, Cle.	5	5	100.0
1t)	L. Johnson, K.C.-Cin.	4	4	100.0
1t)	J. Russell, Oak.	4	4	100.0
1t)	*Sanchez, NY-J	4	4	100.0
13)	Williams, T.B.	8	7	87.5
14t)	C. Brown, Hou.	6	5	83.3
14t)	McGahee, Bal.	6	5	83.3
14t)	Rice, Bal.	6	5	83.3
17t)	Jones, NY-J	10	8	80.0
17t)	Stewart, Car.	10	8	80.0
17t)	Tomlinson, S.D.	5	4	80.0
20)	Peterson, Min.	18	14	77.8
21t)	Addai, Ind.	12	9	75.0
21t)	Bell, N.O.	12	9	75.0
23)	Jones-Drew, Jac.	15	11	73.3
24)	Maroney, N.E.	11	8	72.7
25t)	Barber, Dal.	14	10	71.4
25t)	Johnson, Ten.	7	5	71.4
25t)	J. Jones, Sea.	7	5	71.4
25t)	*McCoy, Phi.	7	5	71.4
29)	Forte, Chi.	13	9	69.2
30t)	Jacobs, NY-G	12	8	66.7
30t)	Charles, K.C.	6	4	66.7
30t)	Cutler, Chi.	6	4	66.7
30t)	Morris, N.E.	6	4	66.7
30t)	Slaton, Hou.	6	4	66.7
30t)	Vick, Phi.	6	4	66.7
36)	Jackson, St.L	14	9	64.3
37)	Benson, Cin.	11	7	63.6
38)	*Moreno, Den.	16	10	62.5
39)	Snelling, Atl.	13	8	61.5
40)	K. Smith, Det.	7	4	57.1
41)	Bradshaw, NY-G	9	5	55.6
42)	Mendenhall, Pit.	13	7	53.8
43)	*B. Wells, Ariz	15	7	46.7

AFC / LEADERS IN RECEPTIONS

Rank	Player, Team	Rec	Yards	Avg	Long	TD
1)	Welker, N.E.	123	1348	11.0	58	4
2t)	A. Johnson, Hou.	101	1569	15.5	72t	9
2t)	Marshall, Den.	101	1120	11.1	75t	10
4t)	Wayne, Ind.	100	1264	12.6	65t	10
4t)	Clark, Ind. (TE)	100	1106	11.1	80t	10
6)	Ward, Pit.	95	1167	12.3	54	6
7)	Moss, N.E.	83	1264	15.2	71t	13
8t)	Holmes, Pit.	79	1248	15.8	57	5
8t)	Gates, S.D. (TE)	79	1157	14.6	56	8
10)	Rice, Bal. (RB)	78	702	9.0	63	1
11t)	Miller, Pit. (TE)	76	789	10.4	41	6
11t)	Bess, Mia.	76	758	10.0	34t	2
13)	Mason, Bal.	73	1028	14.1	72t	7
14)	Ochocinco, Cin.	72	1047	14.5	50	9
15)	V. Jackson, S.D.	68	1167	17.2	55	9
16)	Z. Miller, Oak. (TE)	66	805	12.2	86t	3
17)	Sims-Walker, Jac.	63	869	13.8	61t	7
18)	*Collie, Ind.	60	676	11.3	39t	7
19)	Cotchery, NY-J	57	821	14.4	53	3
20)	Owens, Buf.	55	829	15.1	98t	5
21)	Gaffney, Den.	54	732	13.6	49	2
22t)	Walter, Hou.	53	611	11.5	41	2
22t)	Heap, Bal. (TE)	53	593	11.2	31	6
22t)	Jones-Drew, Jac. (RB)	53	374	7.1	19	1
25t)	Holt, Jac.	51	722	14.2	63	0
25t)	Caldwell, Cin.	51	432	8.5	24	3
25t)	Addai, Ind. (RB)	51	336	6.6	25	3
28t)	Camarillo, Mia.	50	552	11.0	29	0
28t)	Johnson, Ten. (RB)	50	503	10.1	69t	2
30)	*M. Thomas, Jac.	48	453	9.4	28	1
31t)	Garcon, Ind.	47	765	16.3	66	4
31t)	Bowe, K.C.	47	589	12.5	41	4
31t)	Washington, Ten.	47	569	12.1	35	6
34)	Jackson, Buf. (RB)	46	371	8.1	21	2
35t)	Floyd, S.D.	45	776	17.2	53	1
35t)	Chambers, S.D.-K.C.	45	730	16.2	61	5
35t)	Edwards, Cle.-NY-J	45	680	15.1	65t	4
35t)	Keller, NY-J (TE)	45	522	11.6	40	2
35t)	Sproles, S.D. (RB)	45	497	11.0	81t	4
35t)	Scaife, Ten. (TE)	45	440	9.8	27	1
41t)	Evans, Buf.	44	612	13.9	50	7
41t)	Slaton, Hou. (RB)	44	417	9.5	38t	4
43)	Coles, Cin.	43	514	12.0	40	5
44)	*Britt, Ten.	42	701	16.7	57	3
45t)	Daniels, Hou. (TE)	40	519	13.0	44	5
45t)	Charles, K.C. (RB)	40	297	7.4	49	1
47)	*Wallace, Pit.	39	756	19.4	60t	6
48t)	Ginn, Mia.	38	454	11.9	53t	1
48t)	D. Anderson, Hou.	38	370	9.7	27	0
50t)	*Edelman, N.E.	37	359	9.7	29	1
50t)	Royal, Den.	37	345	9.3	20	0
50t)	Faulk, N.E. (RB)	37	301	8.1	38t	1

NFC / LEADERS IN RECEPTIONS

Rank	Player, Team	Rec	Yards	Avg	Long	TD
1)	Smith, NY-G	107	1220	11.4	51	7
2)	Fitzgerald, Ariz	97	1092	11.3	34t	13
3)	Witten, Dal. (TE)	94	1030	11.0	69	2
4)	White, Atl.	85	1153	13.6	90t	11
5)	Boldin, Ariz	84	1024	12.2	44	4
6t)	Rice, Min.	83	1312	15.8	63	8
6t)	Gonzalez, Atl. (TE)	83	867	10.4	27	6
8)	Austin, Dal.	81	1320	16.3	60t	11
9)	Houshmandzadeh, Sea.	79	911	11.5	53	3
10)	V. Davis, S.F. (TE)	78	965	12.4	73t	13
11)	Winslow, T.B. (TE)	77	884	11.5	42t	5
12)	Celek, Phi. (TE)	76	971	12.8	47t	8
13t)	Colston, N.O.	70	1074	15.3	68	9
13t)	Driver, G.B.	70	1061	15.2	71t	6
13t)	Moss, Was.	70	902	12.9	59t	3
16)	Jennings, G.B.	68	1113	16.4	83t	4
17)	C. Johnson, Det.	67	984	14.7	75t	5
18)	S. Smith, Car.	65	982	15.1	66	7
19t)	D. Jackson, Phi.	63	1167	18.5	71t	9
19t)	Burleson, Sea.	63	812	12.9	44t	3
19t)	Hightower, Ariz (RB)	63	428	6.8	23	0
22t)	*Harvin, Min.	60	790	13.2	51t	6
22t)	Olsen, Chi. (TE)	60	612	10.2	41	8

24t) Manningham, NY-G	57	822	14.4	49	5
24t) Hester, Chi.	57	757	13.3	48	3
24t) Forte, Chi. (RB)	57	471	8.3	37	0
27) Shiancoe, Min. (TE)	56	566	10.1	27	11
28t) *Maclin, Phi.	55	762	13.9	56	4
28t) Breaston, Ariz	55	712	12.9	45	3
28t) Finley, G.B. (TE)	55	676	12.3	62t	5
28t) Berrian, Min.	55	618	11.2	40	4
32) Bennett, Chi.	54	717	13.3	71	2
33) Muhammad, Car.	53	581	11.0	27	1
34t) Morgan, S.F.	52	527	10.1	61	3
34t) Gore, S.F. (RB)	52	406	7.8	48	3
36t) Henderson, N.O.	51	804	15.8	75t	2
36t) Carlson, Sea. (TE)	51	574	11.3	42	7
36t) Jackson, St.L (RB)	51	322	6.3	38	0
39t) Jenkins, Atl.	50	635	12.7	50t	1
39t) Randle El, Was.	50	530	10.6	44	0
41t) *Crabtree, S.F.	48	625	13.0	50	2
41t) Shockey, N.O. (TE)	48	569	11.9	66	3
41t) Davis, Was. (TE)	48	509	10.6	29	6
44t) *Nicks, NY-G	47	790	16.8	68t	6
44t) Avery, St.L	47	589	12.5	50	5
44t) Bush, N.O. (RB)	47	335	7.1	29	3
47t) Meachem, N.O.	45	722	16.0	54t	9
47t) *Knox, Chi.	45	527	11.7	68	5
47t) Branch, Sea.	45	437	9.7	35	2
50) Taylor, Min. (RB)	44	389	8.8	33	1

NFL / LEADERS IN RECEPTIONS

Rank	Player, Team	Rec	Yards	Avg	Long	TD
1)	Welker, N.E.	123	1348	11.0	58	4
2)	Smith, NY-G	107	1220	11.4	51	7
3t)	A. Johnson, Hou.	101	1569	15.5	72t	9
3t)	Marshall, Den.	101	1120	11.1	75t	10
5t)	Wayne, Ind.	100	1264	12.6	65t	10
5t)	Clark, Ind. (TE)	100	1106	11.1	80t	10
7)	Fitzgerald, Ariz	97	1092	11.3	34t	13
8)	Ward, Pit.	95	1167	12.3	54	6
9)	Witten, Dal. (TE)	94	1030	11.0	69	2
10)	White, Atl.	85	1153	13.6	90t	11
11)	Boldin, Ariz	84	1024	12.2	44	4
12t)	Rice, Min.	83	1312	15.8	63	8
12t)	Moss, N.E.	83	1264	15.2	71t	13
12t)	Gonzalez, Atl. (TE)	83	867	10.4	27	6
15)	Austin, Dal.	81	1320	16.3	60t	11
16t)	Holmes, Pit.	79	1248	15.8	57	5
16t)	Gates, S.D. (TE)	79	1157	14.6	56	8
16t)	Houshmandzadeh, Sea.	79	911	11.5	53	3
19t)	V. Davis, S.F. (TE)	78	965	12.4	73t	13
19t)	Rice, Bal. (RB)	78	702	9.0	63	1
21)	Winslow, T.B. (TE)	77	884	11.5	42t	5
22t)	Celek, Phi. (TE)	76	971	12.8	47t	8
22t)	Miller, Pit. (TE)	76	789	10.4	41	6
22t)	Bess, Mia.	76	758	10.0	34t	2
25)	Mason, Bal.	73	1028	14.1	72t	7
26)	Ochocinco, Cin.	72	1047	14.5	50	9
27t)	Colston, N.O.	70	1074	15.3	68	9
27t)	Driver, G.B.	70	1061	15.2	71t	6
27t)	Moss, Was.	70	902	12.9	59t	3
30t)	V. Jackson, S.D.	68	1167	17.2	55	9
30t)	Jennings, G.B.	68	1113	16.4	83t	4
32)	C. Johnson, Det.	67	984	14.7	75t	5
33)	Z. Miller, Oak. (TE)	66	805	12.2	86t	3
34)	S. Smith, Car.	65	982	15.1	66	7
35t)	D. Jackson, Phi.	63	1167	18.5	71t	9
35t)	Sims-Walker, Jac.	63	869	13.8	61t	7
35t)	Burleson, Sea.	63	812	12.9	44t	3
35t)	Hightower, Ariz (RB)	63	428	6.8	23	0
39t)	*Harvin, Min.	60	790	13.2	51t	6
39t)	*Collie, Ind.	60	676	11.3	39t	7
39t)	Olsen, Chi. (TE)	60	612	10.2	41	8
42t)	Manningham, NY-G	57	822	14.4	49	5
42t)	Cotchery, NY-J	57	821	14.4	53	3
42t)	Hester, Chi.	57	757	13.3	48	3
42t)	Forte, Chi. (RB)	57	471	8.3	37	0
46)	Shiancoe, Min. (TE)	56	566	10.1	27	11
47t)	Owens, Buf.	55	829	15.1	98t	5
47t)	*Maclin, Phi.	55	762	13.9	56	4
47t)	Breaston, Ariz	55	712	12.9	45	3
47t)	Finley, G.B. (TE)	55	676	12.3	62t	5
47t)	Berrian, Min.	55	618	11.2	40	4

WEEK 17 / THROUGH SUNDAY, JANUARY 3, 2010

AFC / RECEIVING YARDAGE LEADERS

Rank	Player, Team	Yards	Rec	Avg	Long	TD
1)	A. Johnson, Hou.	1569	101	15.5	72t	9
2)	Welker, N.E.	1348	123	11.0	58	4
3t)	Moss, N.E.	1264	83	15.2	71t	13
3t)	Wayne, Ind.	1264	100	12.6	65t	10
5)	Holmes, Pit.	1248	79	15.8	57	5
6t)	V. Jackson, S.D.	1167	68	17.2	55	9
6t)	Ward, Pit.	1167	95	12.3	54	6
8)	Gates, S.D. (TE)	1157	79	14.6	56	8
9)	Marshall, Den.	1120	101	11.1	75t	10
10)	Clark, Ind. (TE)	1106	100	11.1	80t	10
11)	Ochocinco, Cin.	1047	72	14.5	50	9
12)	Mason, Bal.	1028	73	14.1	72t	7
13)	Sims-Walker, Jac.	869	63	13.8	61t	7
14)	Owens, Buf.	829	55	15.1	98t	5
15)	Cotchery, NY-J	821	57	14.4	53	3
16)	Z. Miller, Oak. (TE)	805	66	12.2	86t	3
17)	Miller, Pit. (TE)	789	76	10.4	41	6
18)	Floyd, S.D.	776	45	17.2	53	1
19)	Garcon, Ind.	765	47	16.3	66	4
20)	Bess, Mia.	758	76	10.0	34t	2
21)	*Wallace, Pit.	756	39	19.4	60t	6
22)	Gaffney, Den.	732	54	13.6	49	2
23)	Chambers, S.D.-K.C.	730	45	16.2	61	5
24)	Holt, Jac.	722	51	14.2	63	0
25)	Rice, Bal. (RB)	702	78	9.0	63	1
26)	*Britt, Ten.	701	42	16.7	57	3
27)	Edwards, Cle.-NY-J	680	45	15.1	65t	4
28)	*Collie, Ind.	676	60	11.3	39t	7
29)	*Massaquoi, Cle.	624	34	18.4	59t	3
30)	Evans, Buf.	612	44	13.9	50	7
31)	Walter, Hou.	611	53	11.5	41	2
32)	Heap, Bal. (TE)	593	53	11.2	31	6
33)	Bowe, K.C.	589	47	12.5	41	4
34)	Washington, Ten.	569	47	12.1	35	6
35)	Camarillo, Mia.	552	50	11.0	29	0
36)	Keller, NY-J (TE)	522	45	11.6	40	2
37)	*Murphy, Oak.	521	34	15.3	75t	4
38)	Daniels, Hou. (TE)	519	40	13.0	44	5
39)	M. Lewis, Jac. (TE)	518	32	16.2	47	2
40)	Coles, Cin.	514	43	12.0	40	5
41)	*B. Hartline, Mia.	506	31	16.3	67	3
42)	Johnson, Ten. (RB)	503	50	10.1	69t	2
43)	Sproles, S.D. (RB)	497	45	11.0	81t	4
44)	Clayton, Bal.	480	34	14.1	54	2
45)	Ginn, Mia.	454	38	11.9	53t	1
46)	*M. Thomas, Jac.	453	48	9.4	28	1
47)	Scaife, Ten. (TE)	440	45	9.8	27	1
48)	J. Jones, Hou.	437	27	16.2	45	6
49)	Caldwell, Cin.	432	51	8.5	24	3
50)	K. Washington, Bal.	431	34	12.7	28	2

NFC / RECEIVING YARDAGE LEADERS

Rank	Player, Team	Yards	Rec	Avg	Long	TD
1)	Austin, Dal.	1320	81	16.3	60t	11
2)	Rice, Min.	1312	83	15.8	63	8
3)	Smith, NY-G	1220	107	11.4	51	7
4)	D. Jackson, Phi.	1167	63	18.5	71t	9
5)	White, Atl.	1153	85	13.6	90t	11
6)	Jennings, G.B.	1113	68	16.4	83t	4
7)	Fitzgerald, Ariz	1092	97	11.3	34t	13
8)	Colston, N.O.	1074	70	15.3	68	9
9)	Driver, G.B.	1061	70	15.2	71t	6
10)	Witten, Dal. (TE)	1030	94	11.0	69	2
11)	Boldin, Ariz	1024	84	12.2	44	4
12)	C. Johnson, Det.	984	67	14.7	75t	5
13)	S. Smith, Car.	982	65	15.1	66	7
14)	Celek, Phi. (TE)	971	76	12.8	47t	8
15)	V. Davis, S.F. (TE)	965	78	12.4	73t	13
16)	Houshmandzadeh, Sea.	911	79	11.5	53	3
17)	Moss, Was.	902	70	12.9	59t	3
18)	Winslow, T.B. (TE)	884	77	11.5	42t	5
19)	Gonzalez, Atl. (TE)	867	83	10.4	27	6
20)	Manningham, NY-G	822	57	14.4	49	5
21)	Burleson, Sea.	812	63	12.9	44t	3
22)	Henderson, N.O.	804	51	15.8	75t	2
23t)	*Harvin, Min.	790	60	13.2	51t	6
23t)	*Nicks, NY-G	790	47	16.8	68t	6
25)	*Macclin, Phi.	762	55	13.9	56	4

26)	Hester, Chi.	757	57	13.3	48	3
27)	Meachem, N.O.	722	45	16.0	54t	9
28)	Bennett, Chi.	717	54	13.3	71	2
29)	Breaston, Ariz	712	55	12.9	45	3
30)	Finley, G.B. (TE)	676	55	12.3	62t	5
31)	Jenkins, Atl.	635	50	12.7	50t	1
32)	*Crabtree, S.F.	625	48	13.0	50	2
33)	Crayton, Dal.	622	37	16.8	80t	5
34)	Berrian, Min.	618	55	11.2	40	4
35)	Olsen, Chi. (TE)	612	60	10.2	41	8
36)	A. Bryant, T.B.	600	39	15.4	42t	4
37)	R. Williams, Dal.	596	38	15.7	66t	7
38)	Avery, St.L	589	47	12.5	50	5
39)	Avant, Phi.	587	41	14.3	58	3
40)	Muhammad, Car.	581	53	11.0	27	1
41)	Carlson, Sea. (TE)	574	51	11.3	42	7
42)	Shockey, N.O. (TE)	569	48	11.9	66	3
43)	Boss, NY-G (TE)	567	42	13.5	35	5
44)	Shiancoe, Min. (TE)	566	56	10.1	27	11
45)	Randle El, Was.	530	50	10.6	44	0
46t)	*Knox, Chi.	527	45	11.7	68	5
46t)	Morgan, S.F.	527	52	10.1	61	3
48)	Davis, Was. (TE)	509	48	10.6	29	6
49)	Forte, Chi. (RB)	471	57	8.3	37	0
50)	J. Jones, G.B.	440	32	13.8	74t	5

NFL / RECEIVING YARDAGE LEADERS

Rank	Player, Team	Yards	Rec	Avg	Long	TD
1)	A. Johnson, Hou.	1569	101	15.5	72t	9
2)	Welker, N.E.	1348	123	11.0	58	4
3)	Austin, Dal.	1320	81	16.3	60t	11
4)	Rice, Min.	1312	83	15.8	63	8
5t)	Moss, N.E.	1264	83	15.2	71t	13
5t)	Wayne, Ind.	1264	100	12.6	65t	10
7)	Holmes, Pit.	1248	79	15.8	57	5
8)	Smith, NY-G	1220	107	11.4	51	7
9t)	D. Jackson, Phi.	1167	63	18.5	71t	9
9t)	V. Jackson, S.D.	1167	68	17.2	55	9
9t)	Ward, Pit.	1167	95	12.3	54	6
12)	Gates, S.D. (TE)	1157	79	14.6	56	8
13)	White, Atl.	1153	85	13.6	90t	11
14)	Marshall, Den.	1120	101	11.1	75t	10
15)	Jennings, G.B.	1113	68	16.4	83t	4
16)	Clark, Ind. (TE)	1106	100	11.1	80t	10
17)	Fitzgerald, Ariz	1092	97	11.3	34t	13
18)	Colston, N.O.	1074	70	15.3	68	9
19)	Driver, G.B.	1061	70	15.2	71t	6
20)	Ochocinco, Cin.	1047	72	14.5	50	9
21)	Witten, Dal. (TE)	1030	94	11.0	69	2
22)	Mason, Bal.	1028	73	14.1	72t	7
23)	Boldin, Ariz	1024	84	12.2	44	4
24)	C. Johnson, Det.	984	67	14.7	75t	5
25)	S. Smith, Car.	982	65	15.1	66	7
26)	Celek, Phi. (TE)	971	76	12.8	47t	8
27)	V. Davis, S.F. (TE)	965	78	12.4	73t	13
28)	Houshmandzadeh, Sea.	911	79	11.5	53	3
29)	Moss, Was.	902	70	12.9	59t	3
30)	Winslow, T.B. (TE)	884	77	11.5	42t	5
31)	Sims-Walker, Jac.	869	63	13.8	61t	7
32)	Gonzalez, Atl. (TE)	867	83	10.4	27	6
33)	Owens, Buf.	829	55	15.1	98t	5
34)	Manningham, NY-G	822	57	14.4	49	5
35)	Cotchery, NY-J	821	57	14.4	53	3
36)	Burleson, Sea.	812	63	12.9	44t	3
37)	Z. Miller, Oak. (TE)	805	66	12.2	86t	3
38)	Henderson, N.O.	804	51	15.8	75t	2
39t)	*Harvin, Min.	790	60	13.2	51t	6
39t)	*Nicks, NY-G	790	47	16.8	68t	6
41)	Miller, Pit. (TE)	789	76	10.4	41	6
42)	Floyd, S.D.	776	45	17.2	53	1
43)	Garcon, Ind.	765	47	16.3	66	4
44)	*Maclin, Phi.	762	55	13.9	56	4
45)	Bess, Mia.	758	76	10.0	34t	2
46)	Hester, Chi.	757	57	13.3	48	3
47)	*Wallace, Pit.	756	39	19.4	60t	6
48)	Gaffney, Den.	732	54	13.6	49	2
49)	Chambers, S.D.-K.C.	730	45	16.2	61	5
50t)	Holt, Jac.	722	51	14.2	63	0
50t)	Meachem, N.O.	722	45	16.0	54t	9

AFC / THIRD-DOWN RECEIVING LEADERS

Rank	Player, Team	Rec	Yards	Avg	Long	TD
1)	Bess, Mia.	35	344	9.8	21	1
2)	Wayne, Ind.	29	397	13.7	65t	2
3)	Clark, Ind. (TE)	28	236	8.4	21	3
4)	Marshall, Den.	27	312	11.6	49	5
5)	Welker, N.E.	25	307	12.3	58	1
6)	Rice, Bal. (RB)	23	156	6.8	18	0
7t)	Mason, Bal.	22	347	15.8	62t	3
7t)	Holmes, Pit.	22	345	15.7	45	2
7t)	Caldwell, Cin.	22	224	10.2	24	1
10t)	Gates, S.D. (TE)	21	326	15.5	36	4
10t)	A. Johnson, Hou.	21	282	13.4	49	2
12t)	Ochocinco, Cin.	19	286	15.1	30	3
12t)	Washington, Ten.	19	267	14.1	35	3
12t)	Moss, N.E.	19	266	14.0	71t	3
12t)	Sims-Walker, Jac.	19	232	12.2	45	2
12t)	Leonard, Cin. (RB)	19	139	7.3	17	0
17)	K. Washington, Bal.	18	221	12.3	21	1
18t)	Sproles, S.D. (RB)	17	248	14.6	81t	3
18t)	Cotchery, NY-J	17	201	11.8	45	1
20t)	Owens, Buf.	16	200	12.5	37	1
20t)	Camarillo, Mia.	16	195	12.2	29	0
20t)	Z. Miller, Oak. (TE)	16	159	9.9	28	0
20t)	*M. Thomas, Jac.	16	153	9.6	20	1
20t)	Addai, Ind. (RB)	16	133	8.3	25	2
25t)	*Wallace, Pit.	15	265	17.7	45	2
25t)	Holt, Jac.	15	227	15.1	63	0
25t)	*Murphy, Oak.	15	223	14.9	75t	1
25t)	Edwards, Cle.-NY-J	15	211	14.1	34	1
25t)	D. Anderson, Hou.	15	162	10.8	27	0
25t)	Heap, Bal. (TE)	15	149	9.9	23	2
25t)	Scaife, Ten. (TE)	15	141	9.4	18	0
25t)	Lynch, Buf. (RB)	15	100	6.7	35	0
33t)	V. Jackson, S.D.	14	334	23.9	51	2
33t)	Stuckey, NY-J-Cle.	14	185	13.2	40t	2
33t)	Johnson, Ten. (RB)	14	167	11.9	41	0
33t)	*Collie, Ind.	14	152	10.9	23	2
33t)	Miller, Pit. (TE)	14	148	10.6	27	1
33t)	Jackson, Buf. (RB)	14	95	6.8	18	1
39t)	Chambers, S.D.-K.C.	13	227	17.5	61	2
39t)	*Massaquoi, Cle.	13	223	17.2	37	2
39t)	Coles, Cin.	13	190	14.6	40	1
39t)	Keller, NY-J (TE)	13	173	13.3	40	0
39t)	Floyd, S.D.	13	168	12.9	24	1
39t)	Gaffney, Den.	13	156	12.0	27	1
39t)	Bowe, K.C.	13	154	11.8	20	0
39t)	Ginn, Mia.	13	142	10.9	21	0
39t)	Ward, Pit.	13	134	10.3	21	1
48t)	Stokley, Den.	12	191	15.9	63	3
48t)	*B. Hartline, Mia.	12	178	14.8	57	2
48t)	Reed, Buf.	12	150	12.5	22	0
48t)	Faulk, N.E. (RB)	12	76	6.3	16	0

NFC / THIRD-DOWN RECEIVING LEADERS

Rank	Player, Team	Rec	Yards	Avg	Long	TD
1)	Smith, NY-G	38	457	12.0	36	3
2t)	Jennings, G.B.	26	596	22.9	83t	3
2t)	Gonzalez, Atl. (TE)	26	309	11.9	24	2
2t)	Celek, Phi. (TE)	26	307	11.8	47t	4
2t)	Taylor, Min. (RB)	26	257	9.9	33	1
6t)	*Harvin, Min.	24	331	13.8	31	1
6t)	Witten, Dal. (TE)	24	207	8.6	20	2
8)	Winslow, T.B. (TE)	23	248	10.8	37	0
9t)	C. Johnson, Det.	22	303	13.8	64	0
9t)	Randle El, Was.	22	233	10.6	44	0
9t)	*Crabtree, S.F.	22	230	10.5	38t	1
12)	Austin, Dal.	21	334	15.9	59t	2
13t)	Rice, Min.	20	345	17.3	43	2
13t)	White, Atl.	20	317	15.9	90t	4
13t)	Driver, G.B.	20	304	15.2	68	2
13t)	V. Davis, S.F. (TE)	20	246	12.3	73t	4
13t)	Morgan, S.F.	20	216	10.8	61	0
18t)	Fitzgerald, Ariz	19	247	13.0	25	2
18t)	*Knox, Chi.	19	193	10.2	31	3
20t)	Houshmandzadeh, Sea.	18	184	10.2	31	0
20t)	Boldin, Ariz	18	170	9.4	22	1
22t)	*Stroughter, T.B.	17	200	11.8	35	0
22t)	Hightower, Ariz (RB)	17	109	6.4	23	0
24t)	S. Smith, Car.	16	287	17.9	46	3

24t) Muhammad, Car.	16	178	11.1	24	1
24t) Olsen, Chi. (TE)	16	143	8.9	33t	4
27t) Finley, G.B. (TE)	15	270	18.0	62t	2
27t) Crayton, Dal.	15	214	14.3	32	1
27t) Burleson, Sea.	15	206	13.7	36	1
27t) Davis, Was. (TE)	15	164	10.9	29	2
27t) Colston, N.O.	15	146	9.7	20	3
27t) Forte, Chi. (RB)	15	132	8.8	28	0
27t) Amendola, Phi.-St.L	15	120	8.0	14	1
34t) D. Jackson, Phi.	14	311	22.2	59	3
34t) Manningham, NY-G	14	270	19.3	43	2
34t) Henderson, N.O.	14	261	18.6	63	0
34t) Avery, St.L	14	182	13.0	29t	1
34t) Northcutt, Det.	14	148	10.6	22	0
39t) Meachem, N.O.	13	244	18.8	54t	1
39t) Bennett, Chi.	13	232	17.8	71	1
39t) J. Jones, G.B.	13	220	16.9	47t	3
39t) Berrian, Min.	13	180	13.8	36	1
39t) Breaston, Ariz	13	156	12.0	25	0
39t) Hester, Chi.	13	150	11.5	48	1
39t) Jackson, G.B. (RB)	13	128	9.8	17	0
46t) Cartwright, Was. (RB)	12	128	10.7	51	0
46t) Moss, Was.	12	126	10.5	38	0
46t) Forsett, Sea. (RB)	12	85	7.1	16	1
49t) *Nicks, NY-G	11	324	29.5	68t	4
49t) B. Johnson, Det.	11	141	12.8	29t	2
49t) Snelling, Atl. (RB)	11	141	12.8	38	0
49t) *B. Gibson, Phi.-St.L	11	129	11.7	22	1
49t) Carlson, Sea. (TE)	11	127	11.5	31t	2

NFL / THIRD-DOWN RECEIVING LEADERS

Rank	Player, Team	Rec	Yards	Avg	Long	TD
1)	Smith, NY-G	38	457	12.0	36	3
2)	Bess, Mia.	35	344	9.8	21	1
3)	Wayne, Ind.	29	397	13.7	65t	2
4)	Clark, Ind. (TE)	28	236	8.4	21	3
5)	Marshall, Den.	27	312	11.6	49	5
6t)	Jennings, G.B.	26	596	22.9	83t	3
6t)	Gonzalez, Atl. (TE)	26	309	11.9	24	2
6t)	Celek, Phi. (TE)	26	307	11.8	47t	4
6t)	Taylor, Min. (RB)	26	257	9.9	33	1
10)	Welker, N.E.	25	307	12.3	58	1
11t)	*Harvin, Min.	24	331	13.8	31	1
11t)	Witten, Dal. (TE)	24	207	8.6	20	2
13t)	Winslow, T.B. (TE)	23	248	10.8	37	0
13t)	Rice, Bal. (RB)	23	156	6.8	18	0
15t)	Mason, Bal.	22	347	15.8	62t	3
15t)	Holmes, Pit.	22	345	15.7	45	2
15t)	C. Johnson, Det.	22	303	13.8	64	0
15t)	Randle El, Was.	22	233	10.6	44	0
15t)	*Crabtree, S.F.	22	230	10.5	38t	1
15t)	Caldwell, Cin.	22	224	10.2	24	1
21t)	Austin, Dal.	21	334	15.9	59t	2
21t)	Gates, S.D. (TE)	21	326	15.5	36	4
21t)	A. Johnson, Hou.	21	282	13.4	49	2
24t)	Rice, Min.	20	345	17.3	43	2
24t)	White, Atl.	20	317	15.9	90t	4
24t)	Driver, G.B.	20	304	15.2	68	2
24t)	V. Davis, S.F. (TE)	20	246	12.3	73t	4
24t)	Morgan, S.F.	20	216	10.8	61	0
29t)	Ochocinco, Cin.	19	286	15.1	30	3
29t)	Washington, Ten.	19	267	14.1	35	3
29t)	Moss, N.E.	19	266	14.0	71t	3
29t)	Fitzgerald, Ariz	19	247	13.0	25	2
29t)	Sims-Walker, Jac.	19	232	12.2	45	2
29t)	*Knox, Chi.	19	193	10.2	31	3
29t)	Leonard, Cin. (RB)	19	139	7.3	17	0
36t)	K. Washington, Bal.	18	221	12.3	21	1
36t)	Houshmandzadeh, Sea.	18	184	10.2	31	0
36t)	Boldin, Ariz	18	170	9.4	22	1
39t)	Sproles, S.D. (RB)	17	248	14.6	81t	3
39t)	Cotchery, NY-J	17	201	11.8	45	1
39t)	*Stroughter, T.B.	17	200	11.8	35	0
39t)	Hightower, Ariz (RB)	17	109	6.4	23	0
43t)	S. Smith, Car.	16	287	17.9	46	3
43t)	Owens, Buf.	16	200	12.5	37	1
43t)	Camarillo, Mia.	16	195	12.2	29	0
43t)	Muhammad, Car.	16	178	11.1	24	1
43t)	Z. Miller, Oak. (TE)	16	159	9.9	28	0
43t)	*M. Thomas, Jac.	16	153	9.6	20	1
43t)	Olsen, Chi. (TE)	16	143	8.9	33t	4
43t)	Addai, Ind. (RB)	16	133	8.3	25	2

WEEK 17 / THROUGH SUNDAY, JANUARY 3, 2010

AFC / LEADING SCORERS, NONKICKERS

Rank	Player, Team	TD	Rush	Rec	Ret	X2	Pts
1)	Johnson, Ten. (RB)	16	14	2	0	1	98
2)	Jones-Drew, Jac. (RB)	16	15	1	0	0	96
3t)	Jones, NY-J (RB)	14	14	0	0	0	84
3t)	McGahee, Bal. (RB)	14	12	2	0	0	84
5t)	Moss, N.E. (WR)	13	0	13	0	1	80
5t)	R. Williams, Mia. (RB)	13	11	2	0	1	80
7)	Addai, Ind. (RB)	13	10	3	0	0	78
8)	Tomlinson, S.D. (RB)	12	12	0	0	0	72
9t)	Clark, Ind. (TE)	10	0	10	0	0	60
9t)	Marshall, Den. (WR)	10	0	10	0	0	60
9t)	Wayne, Ind. (WR)	10	0	10	0	0	60
12t)	Charles, K.C. (RB)	9	7	1	1	1	56
12t)	A. Johnson, Hou. (WR)	9	0	9	0	1	56
14t)	V. Jackson, S.D. (WR)	9	0	9	0	0	54
14t)	Maroney, N.E. (RB)	9	9	0	0	0	54
14t)	*Moreno, Den. (RB)	9	7	2	0	0	54
14t)	Ochocinco, Cin. (WR)	9	0	9	0	0	54
18t)	Brown, Mia. (RB)	8	8	0	0	0	48
18t)	Gates, S.D. (TE)	8	0	8	0	0	48
18t)	Mendenhall, Pit. (RB)	8	7	1	0	0	48
18t)	Rice, Bal. (RB)	8	7	1	0	0	48
18t)	Sproles, S.D. (RB)	8	3	4	1	0	48
23t)	*Collie, Ind. (WR)	7	0	7	0	0	42
23t)	Evans, Buf. (WR)	7	0	7	0	0	42
23t)	J. Harrison, Cle. (RB)	7	5	2	0	0	42
23t)	J. Jones, Hou. (WR)	7	0	6	1	0	42
23t)	Mason, Bal. (WR)	7	0	7	0	0	42
23t)	Sims-Walker, Jac. (WR)	7	0	7	0	0	42
23t)	Slaton, Hou. (RB)	7	3	4	0	0	42
30t)	Benson, Cin. (RB)	6	6	0	0	0	36
30t)	Cribbs, Cle. (WR)	6	1	1	4	0	36
30t)	Heap, Bal. (TE)	6	0	6	0	0	36
30t)	Miller, Pit. (TE)	6	0	6	0	0	36
30t)	Owens, Buf. (WR)	6	1	5	0	0	36
30t)	*Wallace, Pit. (WR)	6	0	6	0	0	36
30t)	Ward, Pit. (WR)	6	0	6	0	0	36
30t)	Washington, Ten. (WR)	6	0	6	0	0	36
38t)	Chambers, S.D.-K.C. (WR)	5	0	5	0	0	30
38t)	Coles, Cin. (WR)	5	0	5	0	0	30
38t)	Daniels, Hou. (TE)	5	0	5	0	0	30
38t)	Holmes, Pit. (WR)	5	0	5	0	0	30
38t)	Moats, Hou. (RB)	5	4	1	0	0	30
38t)	Watson, N.E. (TE)	5	0	5	0	0	30
44)	Edwards, Cle.-NY-J (WR)	4	0	4	0	1	26
45t)	Bowe, K.C. (WR)	4	0	4	0	0	24
45t)	Cotchery, NY-J (WR)	4	1	3	0	0	24
45t)	Garcon, Ind. (WR)	4	0	4	0	0	24
45t)	*B. Hartline, Mia. (WR)	4	1	3	0	0	24
45t)	Jackson, Buf. (RB)	4	2	2	0	0	24
45t)	*Murphy, Oak. (WR)	4	0	4	0	0	24
45t)	Stokley, Den. (WR)	4	0	4	0	0	24
45t)	F. Taylor, N.E. (RB)	4	4	0	0	0	24
45t)	Tolbert, S.D. (RB)	4	1	3	0	0	24
45t)	Welker, N.E. (WR)	4	0	4	0	0	24

NFC / LEADING SCORERS, NONKICKERS

Rank	Player, Team	TD	Rush	Rec	Ret	X2	Pts
1)	Peterson, Min. (RB)	18	18	0	0	0	108
2t)	V. Davis, S.F. (TE)	13	0	13	0	0	78
2t)	Fitzgerald, Ariz (WR)	13	0	13	0	0	78
2t)	Gore, S.F. (RB)	13	10	3	0	0	78
5)	D. Jackson, Phi. (WR)	12	1	9	2	0	72
6t)	Austin, Dal. (WR)	11	0	11	0	0	66
6t)	Grant, G.B. (RB)	11	11	0	0	0	66
6t)	Shiancoe, Min. (TE)	11	0	11	0	0	66
6t)	Stewart, Car. (RB)	11	10	1	0	0	66
6t)	White, Atl. (WR)	11	0	11	0	0	66
11t)	Meachem, N.O. (WR)	10	0	9	1	0	60
11t)	Turner, Atl. (RB)	10	10	0	0	0	60
13)	Colston, N.O. (WR)	9	0	9	0	0	54
14t)	Bush, N.O. (RB)	8	5	3	0	0	48
14t)	Celek, Phi. (TE)	8	0	8	0	0	48
14t)	*Harvin, Min. (WR)	8	0	6	2	0	48
14t)	Hightower, Ariz (RB)	8	8	0	0	0	48
14t)	Olsen, Chi. (TE)	8	0	8	0	0	48
14t)	Rice, Min. (WR)	8	0	8	0	0	48
14t)	P. Thomas, N.O. (RB)	8	6	2	0	0	48
21t)	S. Smith, Car. (WR)	7	0	7	0	1	44

21t)	D. Williams, Car. (RB)	7	7	0	0	1	44
23t)	Barber, Dal. (RB)	7	7	0	0	0	42
23t)	Bradshaw, NY-G (RB)	7	7	0	0	0	42
23t)	Carlson, Sea. (TE)	7	0	7	0	0	42
23t)	Crayton, Dal. (WR)	7	0	5	2	0	42
23t)	Smith, NY-G (WR)	7	0	7	0	0	42
23t)	*B. Wells, Ariz (RB)	7	7	0	0	0	42
23t)	Williams, T.B. (RB)	7	4	3	0	0	42
23t)	R. Williams, Dal. (WR)	7	0	7	0	0	42
31t)	Davis, Was. (TE)	6	0	6	0	0	36
31t)	Driver, G.B. (WR)	6	0	6	0	0	36
31t)	Gonzalez, Atl. (TE)	6	0	6	0	0	36
31t)	Jacobs, NY-G (RB)	6	5	1	0	0	36
31t)	*Knox, Chi. (WR)	6	0	5	1	0	36
31t)	*Nicks, NY-G (WR)	6	0	6	0	0	36
37)	K. Smith, Det. (RB)	5	4	1	0	0	32
38t)	Avery, St.L (WR)	5	0	5	0	0	30
38t)	Bell, N.O. (RB)	5	5	0	0	0	30
38t)	Boldin, Ariz (WR)	5	1	4	0	0	30
38t)	Boss, NY-G (TE)	5	0	5	0	0	30
38t)	Finley, G.B. (TE)	5	0	5	0	0	30
38t)	Forsett, Sea. (RB)	5	4	1	0	0	30
38t)	C. Johnson, Det. (WR)	5	0	5	0	0	30
38t)	J. Jones, G.B. (WR)	5	0	5	0	0	30
38t)	Manningham, NY-G (WR)	5	0	5	0	0	30
38t)	Rodgers, G.B. (QB)	5	5	0	0	0	30
38t)	Snelling, Atl. (RB)	5	4	1	0	0	30
38t)	Winslow, T.B. (TE)	5	0	5	0	0	30
50)	Jennings, G.B. (WR)	4	0	4	0	2	28

NFL / LEADING SCORERS, NONKICKERS

Rank	Player, Team	TD	Rush	Rec	Ret	X2	Pts
1)	Peterson, Min. (RB)	18	18	0	0	0	108
2)	Johnson, Ten. (RB)	16	14	2	0	1	98
3)	Jones-Drew, Jac. (RB)	16	15	1	0	0	96
4t)	Jones, NY-J (RB)	14	14	0	0	0	84
4t)	McGahee, Bal. (RB)	14	12	2	0	0	84
6t)	Moss, N.E. (WR)	13	0	13	0	1	80
6t)	R. Williams, Mia. (RB)	13	11	2	0	1	80
8t)	Addai, Ind. (RB)	13	10	3	0	0	78
8t)	V. Davis, S.F. (TE)	13	0	13	0	0	78
8t)	Fitzgerald, Ariz (WR)	13	0	13	0	0	78
8t)	Gore, S.F. (RB)	13	10	3	0	0	78
12t)	D. Jackson, Phi. (WR)	12	1	9	2	0	72
12t)	Tomlinson, S.D. (RB)	12	12	0	0	0	72
14t)	Austin, Dal. (WR)	11	0	11	0	0	66
14t)	Grant, G.B. (RB)	11	11	0	0	0	66
14t)	Shiancoe, Min. (TE)	11	0	11	0	0	66
14t)	Stewart, Car. (RB)	11	10	1	0	0	66
14t)	White, Atl. (WR)	11	0	11	0	0	66
19t)	Clark, Ind. (TE)	10	0	10	0	0	60
19t)	Marshall, Den. (WR)	10	0	10	0	0	60
19t)	Meachem, N.O. (WR)	10	0	9	1	0	60
19t)	Turner, Atl. (RB)	10	10	0	0	0	60
19t)	Wayne, Ind. (WR)	10	0	10	0	0	60
24t)	Charles, K.C. (RB)	9	7	1	1	1	56
24t)	A. Johnson, Hou. (WR)	9	0	9	0	1	56
26t)	Colston, N.O. (WR)	9	0	9	0	0	54
26t)	V. Jackson, S.D. (WR)	9	0	9	0	0	54
26t)	Maroney, N.E. (RB)	9	9	0	0	0	54
26t)	*Moreno, Den. (RB)	9	7	2	0	0	54
26t)	Ochocinco, Cin. (WR)	9	0	9	0	0	54
31t)	Brown, Mia. (RB)	8	8	0	0	0	48
31t)	Bush, N.O. (RB)	8	5	3	0	0	48
31t)	Celek, Phi. (TE)	8	0	8	0	0	48
31t)	Gates, S.D. (TE)	8	0	8	0	0	48
31t)	*Harvin, Min. (WR)	8	0	6	2	0	48
31t)	Hightower, Ariz (RB)	8	8	0	0	0	48
31t)	Mendenhall, Pit. (RB)	8	7	1	0	0	48
31t)	Olsen, Chi. (TE)	8	0	8	0	0	48
31t)	Rice, Bal. (RB)	8	7	1	0	0	48
31t)	Rice, Min. (WR)	8	0	8	0	0	48
31t)	Sproles, S.D. (RB)	8	3	4	1	0	48
31t)	P. Thomas, N.O. (RB)	8	6	2	0	0	48
43t)	S. Smith, Car. (WR)	7	0	7	0	1	44
43t)	D. Williams, Car. (RB)	7	7	0	0	1	44
45t)	Barber, Dal. (RB)	7	7	0	0	0	42
45t)	Bradshaw, NY-G (RB)	7	7	0	0	0	42
45t)	Carlson, Sea. (TE)	7	0	7	0	0	42
45t)	*Collie, Ind. (WR)	7	0	7	0	0	42
45t)	Crayton, Dal. (WR)	7	0	5	2	0	42
45t)	Evans, Buf. (WR)	7	0	7	0	0	42

45t) J. Harrison, Cle. (RB)	7	5	2	0	0	42
45t) J. Jones, Hou. (WR)	7	0	6	1	0	42
45t) Mason, Bal. (WR)	7	0	7	0	0	42
45t) Sims-Walker, Jac. (WR)	7	0	7	0	0	42
45t) Slaton, Hou. (RB)	7	3	4	0	0	42
45t) Smith, NY-G (WR)	7	0	7	0	0	42
45t) *B. Wells, Ariz (RB)	7	7	0	0	0	42
45t) Williams, T.B. (RB)	7	4	3	0	0	42
45t) R. Williams, Dal. (WR)	7	0	7	0	0	42

AFC / LEADING SCORERS, KICKERS

Rank	Player, Team	PAT	FG	Pct	Long	Pts
1)	Kaeding, S.D.	50/51	32/35	.914	55	146
2)	Gostkowski, N.E.	47/47	26/31	.839	53	125
3t)	Feely, NY-J	32/32	30/36	.833	55	122
3t)	Prater, Den.	32/32	30/35	.857	51	122
3t)	Reed, Pit.	41/41	27/31	.871	46	122
6)	Bironas, Ten.	37/37	27/32	.844	53	118
7)	Carpenter, Mia.	37/38	25/28	.893	52	112
8)	Lindell, Buf.	24/24	28/33	.848	56	108
9)	K. Brown, Hou.	43/44	21/32	.656	56	106
10)	*Succop, K.C.	29/29	25/29	.862	53	104
11)	Graham, Cin.	28/29	23/28	.821	53	97
12)	Janikowski, Oak.	17/17	26/29	.897	61	95
13)	Scobee, Jac.	30/31	18/28	.643	52	84
14)	Cundiff, Cle.-Bal.	23/23	18/23	.783	46	77
15)	Dawson, Cle.	18/19	17/19	.895	49	69
16)	Stover, Ind.	33/33	9/11	.818	43	60
17)	Vinatieri, Ind.	17/18	7/ 9	.778	48	38

NFC / LEADING SCORERS, KICKERS

Rank	Player, Team	PAT	FG	Pct	Long	Pts
1)	Akers, Phi.	43/45	32/37	.865	52	139
2)	Longwell, Min.	54/55	26/28	.929	52	132
3)	Crosby, G.B.	48/49	27/36	.750	52	129
4)	Tynes, NY-G	45/45	27/32	.844	52	126
5)	Gould, Chi.	33/33	24/28	.857	52	105
6)	Mare, Sea.	28/28	24/26	.923	47	100
7)	Kasay, Car.	31/32	22/27	.815	50	97
8)	Folk, Dal.	36/36	18/28	.643	51	90
9)	Carney, N.O.	50/52	13/17	.765	46	89
10)	Hanson, Det.	25/25	21/28	.750	50	88
11t)	Rackers, Ariz	37/38	16/17	.941	48	85
11t)	Suisham, Was.-Dal.	25/26	20/24	.833	48	85
13)	Nedney, S.F.	33/33	17/21	.810	51	84
14)	Jo. Brown, St.L	16/16	19/24	.792	55	73
15)	Elam, Atl.	32/33	12/19	.632	50	68
16t)	Barth, T.B.	12/12	14/19	.737	54	54
16t)	Hauschka, Bal.-Atl.	27/28	9/13	.692	44	54
18)	Hartley, N.O.	10/11	9/11	.818	38	37
19)	Bryant, Atl.	10/10	7/10	.700	51	31
20)	Nugent, T.B.-Ariz	14/14	4/ 8	.500	48	26
21)	*Gano, Was.	6/ 7	4/ 4	1.000	46	18
22)	Andrus, Ind.-T.B.-S.F.	10/10	0/ 1	.000	--	10
23)	Schmitt, S.F.	2/ 2	2/ 3	.667	39	8

NFL / LEADING SCORERS, KICKERS

Rank	Player, Team	PAT	FG	Pct	Long	Pts
1)	Kaeding, S.D.	50/51	32/35	.914	55	146
2)	Akers, Phi.	43/45	32/37	.865	52	139
3)	Longwell, Min.	54/55	26/28	.929	52	132
4)	Crosby, G.B.	48/49	27/36	.750	52	129
5)	Tynes, NY-G	45/45	27/32	.844	52	126
6)	Gostkowski, N.E.	47/47	26/31	.839	53	125
7t)	Feely, NY-J	32/32	30/36	.833	55	122
7t)	Prater, Den.	32/32	30/35	.857	51	122
7t)	Reed, Pit.	41/41	27/31	.871	46	122
10)	Bironas, Ten.	37/37	27/32	.844	53	118
11)	Carpenter, Mia.	37/38	25/28	.893	52	112
12)	Lindell, Buf.	24/24	28/33	.848	56	108
13)	K. Brown, Hou.	43/44	21/32	.656	56	106
14)	Gould, Chi.	33/33	24/28	.857	52	105
15)	*Succop, K.C.	29/29	25/29	.862	53	104
16)	Mare, Sea.	28/28	24/26	.923	47	100
17t)	Graham, Cin.	28/29	23/28	.821	53	97
17t)	Kasay, Car.	31/32	22/27	.815	50	97
19)	Janikowski, Oak.	17/17	26/29	.897	61	95
20)	Folk, Dal.	36/36	18/28	.643	51	90
21)	Carney, N.O.	50/52	13/17	.765	46	89
22)	Hanson, Det.	25/25	21/28	.750	50	88
23t)	Rackers, Ariz	37/38	16/17	.941	48	85
23t)	Suisham, Was.-Dal.	25/26	20/24	.833	48	85

25t) Nedney, S.F.	33/33	17/21	.810	51	84
25t) Scobee, Jac.	30/31	18/28	.643	52	84
27) Cundiff, Cle.-Bal.	23/23	18/23	.783	46	77
28) Jo. Brown, St.L	16/16	19/24	.792	55	73
29) Dawson, Cle.	18/19	17/19	.895	49	69
30) Elam, Atl.	32/33	12/19	.632	50	68
31) Stover, Ind.	33/33	9/11	.818	43	60
32t) Barth, T.B.	12/12	14/19	.737	54	54
32t) Hauschka, Bal.-Atl.	27/28	9/13	.692	44	54
34) Vinatieri, Ind.	17/18	7/ 9	.778	48	38
35) Hartley, N.O.	10/11	9/11	.818	38	37
36) Bryant, Atl.	10/10	7/10	.700	51	31
37) Nugent, T.B.-Ariz	14/14	4/ 8	.500	48	26
38) *Gano, Was.	6/ 7	4/ 4	1.000	46	18
39) Andrus, Ind.-T.B.-S.F.	10/10	0/ 1	.000	--	10
40) Schmitt, S.F.	2/ 2	2/ 3	.667	39	8

AFC / TOUCHBACKS ON KICKOFFS

Rank	Player, Team	TB
1)	Prater, Den.	28
2t)	Gostkowski, N.E.	21
2t)	*McAfee, Ind.	21
4t)	Janikowski, Oak.	17
4t)	Scobee, Jac.	17
6t)	K. Brown, Hou.	10
6t)	Feely, NY-J	10
8)	Kaeding, S.D.	9
9)	Graham, Cin.	8
10t)	Bironas, Ten.	7
10t)	Carpenter, Mia.	7
10t)	*Succop, K.C.	7
13)	Lindell, Buf.	6
14)	Dawson, Cle.	4
15t)	Cundiff, Cle.-Bal.	3
15t)	Reed, Pit.	3

NFC / TOUCHBACKS ON KICKOFFS

Rank	Player, Team	TB
1)	*Buehler, Dal.	29
2)	Koenen, Atl.	28
3)	*Morstead, N.O.	27
4)	Mare, Sea.	22
5)	Lloyd, Car.	21
6)	Rackers, Ariz	14
7)	Crosby, G.B.	12
8)	Akers, Phi.	11
9t)	Jo. Brown, St.L	8
9t)	Gould, Chi.	8
11t)	Barth, T.B.	6
11t)	Tynes, NY-G	6
13t)	Longwell, Min.	5
13t)	Nedney, S.F.	5
13t)	Sulsham, Was.-Dal.	5
16)	Hanson, Det.	4
17t)	*Gano, Was.	3
17t)	Hauschka, Bal.-Atl.	3
19t)	Andrus, Ind.-T.B.-S.F.	2
19t)	Nugent, T.B.-Ariz	2
21t)	Hartley, N.O.	1
21t)	Schmitt, S.F.	1

NFL / TOUCHBACKS ON KICKOFFS

Rank	Player, Team	TB
1)	*Buehler, Dal.	29
2t)	Koenen, Atl.	28
2t)	Prater, Den.	28
4)	*Morstead, N.O.	27
5)	Mare, Sea.	22
6t)	Gostkowski, N.E.	21
6t)	Lloyd, Car.	21
6t)	*McAfee, Ind.	21
9t)	Janikowski, Oak.	17
9t)	Scobee, Jac.	17
11)	Rackers, Ariz	14
12)	Crosby, G.B.	12
13)	Akers, Phi.	11
14t)	K. Brown, Hou.	10
14t)	Feely, NY-J	10
16)	Kaeding, S.D.	9
17t)	Jo. Brown, St.L	8
17t)	Gould, Chi.	8
17t)	Graham, Cin.	8

20t) Bironas, Ten.	7
20t) Carpenter, Mia.	7
20t) *Succop, K.C.	7
23t) Barth, T.B.	6
23t) Lindell, Buf.	6
23t) Tynes, NY-G	6
26t) Longwell, Min.	5
26t) Nedney, S.F.	5
26t) Suisham, Was.-Dal.	5
29t) Dawson, Cle.	4
29t) Hanson, Det.	4
31t) Cundiff, Cle.-Bal.	3
31t) *Gano, Was.	3
31t) Hauschka, Bal.-Atl.	3
31t) Reed, Pit.	3
35t) Andrus, Ind.-T.B.-S.F.	2
35t) Nugent, T.B.-Ariz	2
37t) Hartley, N.O.	1
37t) Schmitt, S.F.	1

AFC / MOST YARDS FROM SCRIMMAGE

Rank	Player, Team	Total			Rushing			Receiving		
		Yards	Att+Rec	Avg	Yards	Att	Avg	Yards	Rec	Avg
1)	Johnson, Ten. (RB)	2509	408	6.1	2006	358	5.6	503	50	10.1
2)	Rice, Bal. (RB)	2041	332	6.1	1339	254	5.3	702	78	9.0
3)	Jones-Drew, Jac. (RB)	1765	365	4.8	1391	312	4.5	374	53	7.1
4)	A. Johnson, Hou. (WR)	1579	103	15.3	10	2	5.0	1569	101	15.5
5)	Jones, NY-J (RB)	1460	341	4.3	1402	331	4.2	58	10	5.8
6)	Jackson, Buf. (RB)	1433	283	5.1	1062	237	4.5	371	46	8.1
7)	Charles, K.C. (RB)	1417	230	6.2	1120	190	5.9	297	40	7.4
8)	R. Williams, Mia. (RB)	1385	276	5.0	1121	241	4.7	264	35	7.5
9)	Welker, N.E. (WR)	1384	128	10.8	36	5	7.2	1348	123	11.0
10)	Mendenhall, Pit. (RB)	1369	267	5.1	1108	242	4.6	261	25	10.4
11)	Benson, Cin. (RB)	1362	318	4.3	1251	301	4.2	111	17	6.5
12t)	Moss, N.E. (WR)	1264	83	15.2	0	0	---	1264	83	15.2
12t)	Wayne, Ind. (WR)	1264	100	12.6	0	0	---	1264	100	12.6
14)	Holmes, Pit. (WR)	1254	82	15.3	6	3	2.0	1248	79	15.8
15)	V. Jackson, S.D. (WR)	1178	71	16.6	11	3	3.7	1167	68	17.2
16)	Ward, Pit. (WR)	1167	95	12.3	0	0	---	1167	95	12.3
17)	Addai, Ind. (RB)	1164	270	4.3	828	219	3.8	336	51	6.6
18)	*Moreno, Den. (RB)	1160	275	4.2	947	247	3.8	213	28	7.6
19)	Marshall, Den. (WR)	1159	108	10.7	39	7	5.6	1120	101	11.1
20)	Gates, S.D. (TE)	1157	79	14.6	0	0	---	1157	79	14.6
21)	Clark, Ind. (TE)	1117	102	11.0	11	2	5.5	1106	100	11.1
22)	J. Harrison, Cle. (RB)	1082	228	4.7	862	194	4.4	220	34	6.5
23)	Ochocinco, Cin. (WR)	1079	75	14.4	32	3	10.7	1047	72	14.5
24)	Mason, Bal. (WR)	1030	74	13.9	2	1	2.0	1028	73	14.1
25)	Tomlinson, S.D. (RB)	884	243	3.6	730	223	3.3	154	20	7.7
26)	Owens, Buf. (WR)	883	61	14.5	54	6	9.0	829	55	15.1
27)	Buckhalter, Den. (RB)	882	151	5.8	642	120	5.4	240	31	7.7
28)	Sims-Walker, Jac. (WR)	869	63	13.8	0	0	---	869	63	13.8
29)	Maroney, N.E. (RB)	856	208	4.1	757	194	3.9	99	14	7.1
30)	Slaton, Hou. (RB)	854	175	4.9	437	131	3.3	417	44	9.5
31)	Sproles, S.D. (RB)	840	138	6.1	343	93	3.7	497	45	11.0
32)	Cotchery, NY-J (WR)	828	59	14.0	7	2	3.5	821	57	14.4
33)	Z. Miller, Oak. (TE)	805	66	12.2	0	0	---	805	66	12.2
34)	*Wallace, Pit. (WR)	804	44	18.3	48	5	9.6	756	39	19.4
35)	Miller, Pit. (TE)	789	76	10.4	0	0	---	789	76	10.4
36)	Floyd, S.D. (WR)	776	45	17.2	0	0	---	776	45	17.2
37)	Garcon, Ind. (WR)	775	49	15.8	10	2	5.0	765	47	16.3
38)	Bess, Mia. (WR)	769	78	9.9	11	2	5.5	758	76	10.0
39)	Brown, Mia. (RB)	746	161	4.6	648	147	4.4	98	14	7.0
40)	Gaffney, Den. (WR)	732	54	13.6	0	0	---	732	54	13.6
41)	Chambers, S.D.-K.C. (WR)	730	45	16.2	0	0	---	730	45	16.2
42)	Holt, Jac. (WR)	722	51	14.2	0	0	---	722	51	14.2
43)	*Britt, Ten. (WR)	701	42	16.7	0	0	---	701	42	16.7
44)	Bush, Oak. (RB)	694	140	5.0	589	123	4.8	105	17	6.2
45)	Edwards, Cle.-NY-J (WR)	680	45	15.1	0	0	---	680	45	15.1
46)	*Collie, Ind. (WR)	677	62	10.9	1	2	0.5	676	60	11.3
47)	L. Johnson, K.C.-Cin. (RB)	661	193	3.4	581	178	3.3	80	15	5.3
48)	Walter, Hou. (WR)	637	57	11.2	26	4	6.5	611	53	11.5
49)	Faulk, N.E. (RB)	636	99	6.4	335	62	5.4	301	37	8.1
50t)	Lynch, Buf. (RB)	629	148	4.3	450	120	3.8	179	28	6.4
50t)	McGahee, Bal. (RB)	629	124	5.1	544	109	5.0	85	15	5.7

NFC / MOST YARDS FROM SCRIMMAGE

Rank	Player, Team	Total			Rushing			Receiving		
		Yards	Att+Rec	Avg	Yards	Att	Avg	Yards	Rec	Avg
1)	Peterson, Min. (RB)	1819	357	5.1	1383	314	4.4	436	43	10.1
2)	Jackson, St.L (RB)	1738	375	4.6	1416	324	4.4	322	51	6.3
3)	Gore, S.F. (RB)	1526	281	5.4	1120	229	4.9	406	52	7.8
4)	Grant, G.B. (RB)	1450	307	4.7	1253	282	4.4	197	25	7.9
5)	Forte, Chi. (RB)	1400	315	4.4	929	258	3.6	471	57	8.3
6)	D. Williams, Car. (RB)	1369	245	5.6	1117	216	5.2	252	29	8.7
7)	Austin, Dal. (WR)	1318	83	15.9	-2	2	-1.0	1320	81	16.3
8)	Rice, Min. (WR)	1312	83	15.8	0	0	---	1312	83	15.8
9)	D. Jackson, Phi. (WR)	1304	74	17.6	137	11	12.5	1167	63	18.5
10)	Stewart, Car. (RB)	1272	239	5.3	1133	221	5.1	139	18	7.7
11)	Smith, NY-G (WR)	1220	107	11.4	0	0	---	1220	107	11.4
12)	K. Smith, Det. (RB)	1162	258	4.5	747	217	3.4	415	41	10.1
13)	White, Atl. (WR)	1155	86	13.4	2	1	2.0	1153	85	13.6
14)	Barber, Dal. (RB)	1153	240	4.8	932	214	4.4	221	26	8.5
15)	Jennings, G.B. (WR)	1113	68	16.4	0	0	---	1113	68	16.4
16)	P. Thomas, N.O. (RB)	1095	186	5.9	793	147	5.4	302	39	7.7
17)	Fitzgerald, Ariz (WR)	1092	97	11.3	0	0	---	1092	97	11.3
18)	Colston, N.O. (WR)	1080	71	15.2	6	1	6.0	1074	70	15.3
19)	Driver, G.B. (WR)	1074	71	15.1	13	1	13.0	1061	70	15.2
20)	C. Johnson, Det. (WR)	1057	74	14.3	73	7	10.4	984	67	14.7
21)	Williams, T.B. (RB)	1040	239	4.4	821	210	3.9	219	29	7.6
22)	Boldin, Ariz (WR)	1036	87	11.9	12	3	4.0	1024	84	12.2
23)	Witten, Dal. (TE)	1030	94	11.0	0	0	---	1030	94	11.0
24)	Hightower, Ariz (RB)	1026	206	5.0	598	143	4.2	428	63	6.8
25)	Jacobs, NY-G (RB)	1019	242	4.2	835	224	3.7	184	18	10.2
26)	S. Smith, Car. (WR)	1004	70	14.3	22	5	4.4	982	65	15.1
27)	Bradshaw, NY-G (RB)	985	184	5.4	778	163	4.8	207	21	9.9
28)	Celek, Phi. (TE)	971	76	12.8	0	0	---	971	76	12.8
29)	Forsett, Sea. (RB)	969	155	6.3	619	114	5.4	350	41	8.5
30)	V. Davis, S.F. (TE)	965	78	12.4	0	0	---	965	78	12.4
31)	*McCoy, Phi. (RB)	945	195	4.8	637	155	4.1	308	40	7.7
32)	*B. Wells, Ariz (RB)	936	188	5.0	793	176	4.5	143	12	11.9
33)	*Harvin, Min. (WR)	925	75	12.3	135	15	9.0	790	60	13.2
34)	Houshmandzadeh, Sea. (WR)	911	79	11.5	0	0	---	911	79	11.5
35)	Moss, Was. (WR)	910	72	12.6	8	2	4.0	902	70	12.9
36)	Turner, Atl. (RB)	906	183	5.0	871	178	4.9	35	5	7.0
37)	J. Jones, Sea. (RB)	895	212	4.2	663	177	3.7	232	35	6.6
38)	Winslow, T.B. (TE)	891	78	11.4	7	1	7.0	884	77	11.5
39)	Snelling, Atl. (RB)	872	172	5.1	613	142	4.3	259	30	8.6
40)	Gonzalez, Atl. (TE)	867	83	10.4	0	0	---	867	83	10.4
41)	Manningham, NY-G (WR)	822	57	14.4	0	0	---	822	57	14.4
42)	Henderson, N.O. (WR)	817	55	14.9	13	4	3.3	804	51	15.8
43)	Burleson, Sea. (WR)	816	65	12.6	4	2	2.0	812	63	12.9
44t)	Jones, Dal. (RB)	804	135	6.0	685	116	5.9	119	19	6.3
44t)	Meachem, N.O. (WR)	804	51	15.8	82	6	13.7	722	45	16.0
46)	*Nicks, NY-G (WR)	798	49	16.3	8	2	4.0	790	47	16.8
47t)	Breaston, Ariz (WR)	756	57	13.3	44	2	22.0	712	55	12.9
47t)	Hester, Chi. (WR)	756	63	12.0	-1	6	-0.2	757	57	13.3
49)	*Maclin, Phi. (WR)	755	57	13.2	-7	2	-3.5	762	55	13.9
50)	Taylor, Min. (RB)	727	138	5.3	338	94	3.6	389	44	8.8

NFL / MOST YARDS FROM SCRIMMAGE

Rank	Player, Team	Total			Rushing			Receiving		
		Yards	Att+Rec	Avg	Yards	Att	Avg	Yards	Rec	Avg
1)	Johnson, Ten. (RB)	2509	408	6.1	2006	358	5.6	503	50	10.1
2)	Rice, Bal. (RB)	2041	332	6.1	1339	254	5.3	702	78	9.0
3)	Peterson, Min. (RB)	1819	357	5.1	1383	314	4.4	436	43	10.1
4)	Jones-Drew, Jac. (RB)	1765	365	4.8	1391	312	4.5	374	53	7.1
5)	Jackson, St.L (RB)	1738	375	4.6	1416	324	4.4	322	51	6.3
6)	A. Johnson, Hou. (WR)	1579	103	15.3	10	2	5.0	1569	101	15.5
7)	Gore, S.F. (RB)	1526	281	5.4	1120	229	4.9	406	52	7.8
8)	Jones, NY-J (RB)	1460	341	4.3	1402	331	4.2	58	10	5.8
9)	Grant, G.B. (RB)	1450	307	4.7	1253	282	4.4	197	25	7.9
10)	Jackson, Buf. (RB)	1433	283	5.1	1062	237	4.5	371	46	8.1
11)	Charles, K.C. (RB)	1417	230	6.2	1120	190	5.9	297	40	7.4
12)	Forte, Chi. (RB)	1400	315	4.4	929	258	3.6	471	57	8.3
13)	R. Williams, Mia. (RB)	1385	276	5.0	1121	241	4.7	264	35	7.5
14)	Welker, N.E. (WR)	1384	128	10.8	36	5	7.2	1348	123	11.0
15t)	Mendenhall, Pit. (RB)	1369	267	5.1	1108	242	4.6	261	25	10.4
15t)	D. Williams, Car. (RB)	1369	245	5.6	1117	216	5.2	252	29	8.7
17)	Benson, Cin. (RB)	1362	318	4.3	1251	301	4.2	111	17	6.5
18)	Austin, Dal. (WR)	1318	83	15.9	-2	2	-1.0	1320	81	16.3
19)	Rice, Min. (WR)	1312	83	15.8	0	0	---	1312	83	15.8
20)	D. Jackson, Phi. (WR)	1304	74	17.6	137	11	12.5	1167	63	18.5
21)	Stewart, Car. (RB)	1272	239	5.3	1133	221	5.1	139	18	7.7
22t)	Moss, N.E. (WR)	1264	83	15.2	0	0	---	1264	83	15.2
22t)	Wayne, Ind. (WR)	1264	100	12.6	0	0	---	1264	100	12.6

24)	Holmes, Pit. (WR)	1254	82	15.3	6	3	2.0	1248	79	15.8
25)	Smith, NY-G (WR)	1220	107	11.4	0	0	---	1220	107	11.4
26)	V. Jackson, S.D. (WR)	1178	71	16.6	11	3	3.7	1167	68	17.2
27)	Ward, Pit. (WR)	1167	95	12.3	0	0	---	1167	95	12.3
28)	Addai, Ind. (RB)	1164	270	4.3	828	219	3.8	336	51	6.6
29)	K. Smith, Det. (RB)	1162	258	4.5	747	217	3.4	415	41	10.1
30)	*Moreno, Den. (RB)	1160	275	4.2	947	247	3.8	213	28	7.6
31)	Marshall, Den. (WR)	1159	108	10.7	39	7	5.6	1120	101	11.1
32)	Gates, S.D. (TE)	1157	79	14.6	0	0	---	1157	79	14.6
33)	White, Atl. (WR)	1155	86	13.4	2	1	2.0	1153	85	13.6
34)	Barber, Dal. (RB)	1153	240	4.8	932	214	4.4	221	26	8.5
35)	Clark, Ind. (TE)	1117	102	11.0	11	2	5.5	1106	100	11.1
36)	Jennings, G.B. (WR)	1113	68	16.4	0	0	---	1113	68	16.4
37)	P. Thomas, N.O. (RB)	1095	186	5.9	793	147	5.4	302	39	7.7
38)	Fitzgerald, Ariz (WR)	1092	97	11.3	0	0	---	1092	97	11.3
39)	J. Harrison, Cle. (RB)	1082	228	4.7	862	194	4.4	220	34	6.5
40)	Colston, N.O. (WR)	1080	71	15.2	6	1	6.0	1074	70	15.3
41)	Ochocinco, Cin. (WR)	1079	75	14.4	32	3	10.7	1047	72	14.5
42)	Driver, G.B. (WR)	1074	71	15.1	13	1	13.0	1061	70	15.2
43)	C. Johnson, Det. (WR)	1057	74	14.3	73	7	10.4	984	67	14.7
44)	Williams, T.B. (RB)	1040	239	4.4	821	210	3.9	219	29	7.6
45)	Boldin, Ariz (WR)	1036	87	11.9	12	3	4.0	1024	84	12.2
46t)	Mason, Bal. (WR)	1030	74	13.9	2	1	2.0	1028	73	14.1
46t)	Witten, Dal. (TE)	1030	94	11.0	0	0	---	1030	94	11.0
48)	Hightower, Ariz (RB)	1026	206	5.0	598	143	4.2	428	63	6.8
49)	Jacobs, NY-G (RB)	1019	242	4.2	835	224	3.7	184	18	10.2
50)	S. Smith, Car. (WR)	1004	70	14.3	22	5	4.4	982	65	15.1

AFC / LEADERS IN FIRST DOWNS

Rank	Player, Team	Rush	Rec	Tot
1)	Johnson, Ten. (RB)	79	18	97
2)	Jones-Drew, Jac. (RB)	68	16	84
3)	Rice, Bal. (RB)	54	28	82
4)	Welker, N.E. (WR)	3	71	74
5)	Wayne, Ind. (WR)	0	73	73
6)	A. Johnson, Hou. (WR)	1	69	70
7)	Jones, NY-J (RB)	64	4	68
8)	Charles, K.C. (RB)	54	11	65
9)	R. Williams, Mia. (RB)	55	9	64
10t)	Holmes, Pit. (WR)	0	63	63
10t)	Jackson, Buf. (RB)	43	20	63
12t)	Benson, Cin. (RB)	57	5	62
12t)	*Moreno, Den. (RB)	52	10	62
12t)	Moss, N.E. (WR)	0	62	62
15t)	Addai, Ind. (RB)	44	17	61
15t)	Gates, S.D. (TE)	0	61	61
15t)	Mendenhall, Pit. (RB)	48	13	61
18)	Clark, Ind. (TE)	1	59	60
19)	V. Jackson, S.D. (WR)	1	58	59
20)	Marshall, Den. (WR)	1	56	57
21t)	Ochocinco, Cin. (WR)	1	55	56
21t)	Ward, Pit. (WR)	0	56	56
23)	Mason, Bal. (WR)	0	55	55
24)	Bess, Mia. (WR)	1	48	49
25t)	J. Harrison, Cle. (RB)	37	11	48
25t)	Maroney, N.E. (RB)	44	4	48
27)	Tomlinson, S.D. (RB)	40	7	47
28)	Slaton, Hou. (RB)	26	20	46
29)	Cotchery, NY-J (WR)	1	44	45
30)	Sims-Walker, Jac. (WR)	0	43	43
31t)	Brown, Mia. (RB)	32	5	37
31t)	Buckhalter, Den. (RB)	29	8	37
31t)	*Collie, Ind. (WR)	0	37	37
31t)	Edwards, Cle.-NY-J (WR)	0	37	37
31t)	Miller, Pit. (TE)	0	37	37
36t)	Floyd, S.D. (WR)	0	36	36
36t)	Gaffney, Den. (WR)	0	36	36
38t)	Holt, Jac. (WR)	0	35	35
38t)	Owens, Buf. (WR)	2	33	35
38t)	Sproles, S.D. (RB)	15	20	35
38t)	Walter, Hou. (WR)	2	33	35
38t)	Washington, Ten. (WR)	1	34	35
43t)	*Britt, Ten. (WR)	0	34	34
43t)	Garcon, Ind. (WR)	1	33	34
45t)	Heap, Bal. (TE)	0	33	33
45t)	McGahee, Bal. (RB)	28	5	33
45t)	*M. Thomas, Jac. (WR)	5	28	33
48t)	Chambers, S.D.-K.C. (WR)	0	32	32
48t)	L. Johnson, K.C.-Cin. (RB)	28	4	32
48t)	Moats, Hou. (RB)	25	7	32

WEEK 17 / THROUGH SUNDAY, JANUARY 3, 2010

NFC / LEADERS IN FIRST DOWNS

Rank	Player, Team	Rush	Rec	Tot
1)	Peterson, Min. (RB)	74	16	90
2)	Jackson, St.L (RB)	61	16	77
3)	Grant, G.B. (RB)	61	9	70
4)	Fitzgerald, Ariz (WR)	0	69	69
5)	Barber, Dal. (RB)	58	10	68
6)	D. Williams, Car. (RB)	51	14	65
7t)	Smith, NY-G (WR)	0	61	61
7t)	Stewart, Car. (RB)	54	7	61
9t)	Austin, Dal. (WR)	1	59	60
9t)	Gore, S.F. (RB)	47	13	60
11)	Rice, Min. (WR)	0	59	59
12)	Forte, Chi. (RB)	39	17	56
13)	Hightower, Ariz (RB)	33	22	55
14t)	Colston, N.O. (WR)	0	54	54
14t)	Gonzalez, Atl. (TE)	0	54	54
14t)	White, Atl. (WR)	0	54	54
17)	Williams, T.B. (RB)	43	10	53
18t)	Bradshaw, NY-G (RB)	46	6	52
18t)	Houshmandzadeh, Sea. (WR)	0	52	52
18t)	K. Smith, Det. (RB)	36	16	52
21)	C. Johnson, Det. (WR)	5	46	51
22t)	Boldin, Ariz (WR)	1	49	50
22t)	Driver, G.B. (WR)	1	49	50
22t)	*Harvin, Min. (WR)	8	42	50
22t)	Snelling, Atl. (RB)	37	13	50
26t)	Jacobs, NY-G (RB)	43	5	48
26t)	Jennings, G.B. (WR)	0	48	48
26t)	P. Thomas, N.O. (RB)	36	12	48
26t)	Witten, Dal. (TE)	0	48	48
30)	Winslow, T.B. (TE)	0	47	47
31)	D. Jackson, Phi. (WR)	5	41	46
32)	Turner, Atl. (RB)	43	2	45
33)	*B. Wells, Ariz (RB)	39	5	44
34)	S. Smith, Car. (WR)	2	41	43
35t)	Burleson, Sea. (WR)	0	42	42
35t)	Celek, Phi. (TE)	0	42	42
35t)	J. Jones, Sea. (RB)	32	10	42
38t)	Forsett, Sea. (RB)	29	12	41
38t)	Manningham, NY-G (WR)	0	41	41
38t)	*McCoy, Phi. (RB)	28	13	41
41t)	V. Davis, S.F. (TE)	0	40	40
41t)	Moss, Was. (WR)	0	40	40
43)	Shiancoe, Min. (TE)	0	38	38
44t)	Berrian, Min. (WR)	0	35	35
44t)	Breaston, Ariz (WR)	2	33	35
44t)	Bush, N.O. (RB)	19	16	35
47t)	Bell, N.O. (RB)	33	1	34
47t)	Henderson, N.O. (WR)	1	33	34
47t)	Hester, Chi. (WR)	0	34	34
47t)	Meachem, N.O. (WR)	4	30	34

NFL / LEADERS IN FIRST DOWNS

Rank	Player, Team	Rush	Rec	Tot
1)	Johnson, Ten. (RB)	79	18	97
2)	Peterson, Min. (RB)	74	16	90
3)	Jones-Drew, Jac. (RB)	68	16	84
4)	Rice, Bal. (RB)	54	28	82
5)	Jackson, St.L (RB)	61	16	77
6)	Welker, N.E. (WR)	3	71	74
7)	Wayne, Ind. (WR)	0	73	73
8t)	Grant, G.B. (RB)	61	9	70
8t)	A. Johnson, Hou. (WR)	1	69	70
10)	Fitzgerald, Ariz (WR)	0	69	69
11t)	Barber, Dal. (RB)	58	10	68
11t)	Jones, NY-J (RB)	64	4	68
13t)	Charles, K.C. (RB)	54	11	65
13t)	D. Williams, Car. (RB)	51	14	65
15)	R. Williams, Mia. (RB)	55	9	64
16t)	Holmes, Pit. (WR)	0	63	63
16t)	Jackson, Buf. (RB)	43	20	63
18t)	Benson, Cin. (RB)	57	5	62
18t)	*Moreno, Den. (RB)	52	10	62
18t)	Moss, N.E. (WR)	0	62	62
21t)	Addai, Ind. (RB)	44	17	61
21t)	Gates, S.D. (TE)	0	61	61
21t)	Mendenhall, Pit. (RB)	48	13	61
21t)	Smith, NY-G (WR)	0	61	61
21t)	Stewart, Car. (RB)	54	7	61

26t) Austin, Dal. (WR)	1	59	60
26t) Clark, Ind. (TE)	1	59	60
26t) Gore, S.F. (RB)	47	13	60
29t) V. Jackson, S.D. (WR)	1	58	59
29t) Rice, Min. (WR)	0	59	59
31) Marshall, Den. (WR)	1	56	57
32t) Forte, Chi. (RB)	39	17	56
32t) Ochocinco, Cin. (WR)	1	55	56
32t) Ward, Pit. (WR)	0	56	56
35t) Hightower, Ariz (RB)	33	22	55
35t) Mason, Bal. (WR)	0	55	55
37t) Colston, N.O. (WR)	0	54	54
37t) Gonzalez, Atl. (TE)	0	54	54
37t) White, Atl. (WR)	0	54	54
40) Williams, T.B. (RB)	43	10	53
41t) Bradshaw, NY-G (RB)	46	6	52
41t) Houshmandzadeh, Sea. (WR)	0	52	52
41t) K. Smith, Det. (RB)	36	16	52
44) C. Johnson, Det. (WR)	5	46	51
45t) Boldin, Ariz (WR)	1	49	50
45t) Driver, G.B. (WR)	1	49	50
45t) *Harvin, Min. (WR)	8	42	50
45t) Snelling, Atl. (RB)	37	13	50
49) Bess, Mia. (WR)	1	48	49
50t) J. Harrison, Cle. (RB)	37	11	48
50t) Jacobs, NY-G (RB)	43	5	48
50t) Jennings, G.B. (WR)	0	48	48
50t) Maroney, N.E. (RB)	44	4	48
50t) P. Thomas, N.O. (RB)	36	12	48
50t) Witten, Dal. (TE)	0	48	48

AFC / LEADING PUNTERS

Rank	Player, Team	No	Yards	Lg	Avg	TB	Blk	Dwn	OB	Opp Ret	In	Net	
1)	Lechler, Oak.	96	4909	70	51.1	12	0	6	2	63	459	30	43.9
2)	Moorman, Buf.	90	4192	73	46.6	10	0	10	9	49	377	25	40.2
3)	Fields, Mia.	75	3472	66	46.3	6	0	8	5	43	369	25	39.8
4)	Kern, Den.-Ten.	64	2910	67	45.5	10	0	10	5	27	249	27	38.5
5)	Colquitt, K.C.	96	4361	70	45.4	6	1	22	4	40	285	41	40.8
6)	Scifres, S.D.	52	2342	65	45.0	2	0	7	4	23	265	23	39.2
7)	Zastudil, Cle.	49	2188	60	44.7	5	0	7	7	22	170	25	39.1
8)	*McAfee, Ind.	64	2837	60	44.3	6	0	7	0	36	301	21	37.8
9)	Koch, Bal.	73	3188	60	43.7	5	1	10	8	38	287	26	37.9
10)	*Huber, Cin.	86	3713	61	43.2	10	0	8	14	39	393	24	36.3
11)	Turk, Hou.	67	2866	62	42.8	6	0	11	2	24	104	24	39.4
12)	Sepulveda, Pit.	72	3074	60	42.7	4	0	15	2	33	325	29	37.1
13)	Berger, Den.	51	2142	65	42.0	2	0	10	4	23	169	13	37.9
14)	Weatherford, NY-J	80	3357	66	42.0	9	0	11	7	27	238	25	36.7
15)	Podlesh, Jac.	72	3017	64	41.9	5	0	8	6	38	159	23	38.3
16)	Hanson, N.E.	56	2221	56	39.7	5	1	7	8	20	180	18	34.1
17)	Hodges, Ten.-Cle.	67	2657	54	39.7	5	0	8	6	30	220	16	34.9

NFC / LEADING PUNTERS

Rank	Player, Team	No	Yards	Lg	Avg	TB	Blk	Dwn	OB	Opp Ret	In	Net	
1)	Lee, S.F.	99	4711	64	47.6	8	0	18	2	57	495	30	41.0
2)	Graham, Ariz	86	4045	64	47.0	3	0	14	8	47	493	42	40.6
3)	D. Jones, St.L	90	4212	63	46.8	10	0	14	13	41	260	34	41.7
4)	Ryan, Sea.	88	4068	70	46.2	9	0	15	4	43	479	28	38.7
5)	McBriar, Dal.	72	3249	63	45.1	3	0	5	3	38	314	38	39.9
6)	Baker, Car.	76	3352	61	44.1	4	1	9	4	41	452	22	36.6
7)	Kluwe, Min.	73	3202	60	43.9	9	0	9	9	33	260	24	37.8
8)	Kapinos, G.B.	66	2891	58	43.8	10	1	7	2	40	403	15	34.1
9)	*Morstead, N.O.	58	2528	60	43.6	4	0	12	4	25	358	18	36.0
10)	N. Harris, Det.	74	3174	56	42.9	5	0	7	7	41	354	20	36.8
11)	Koenen, Atl.	61	2598	70	42.6	3	1	10	4	27	289	18	36.3
12)	Rocca, Phi.	76	3222	61	42.4	4	0	4	14	39	229	26	38.3
13)	Maynard, Chi.	77	3191	66	41.4	2	0	10	17	34	272	26	37.4
14)	H. Smith, Was.	57	2356	59	41.3	5	0	5	2	22	158	23	36.8
15)	D. Johnson, T.B.	62	2558	63	41.3	3	0	10	8	29	222	16	36.7
16)	Feagles, NY-G	64	2604	59	40.7	2	0	3	17	28	258	23	36.0

NFL / LEADING PUNTERS

Rank	Player, Team	No	Yards	Lg	Avg	TB	Blk	Dwn	OB	Opp Ret	In	Net	
1)	Lechler, Oak.	96	4909	70	51.1	12	0	6	2	63	459	30	43.9
2)	Lee, S.F.	99	4711	64	47.6	8	0	18	2	57	495	30	41.0
3)	Graham, Ariz	86	4045	64	47.0	3	0	14	8	47	493	42	40.6
4)	D. Jones, St.L	90	4212	63	46.8	10	0	14	13	41	260	34	41.7
5)	Moorman, Buf.	90	4192	73	46.6	10	0	10	9	49	377	25	40.2
6)	Fields, Mia.	75	3472	66	46.3	6	0	8	5	43	369	25	39.8
7)	Ryan, Sea.	88	4068	70	46.2	9	0	15	4	43	479	28	38.7

8)	Kern, Den.-Ten.	64	2910	67	45.5	10	0	10	5	27	249	27	38.5
9)	Colquitt, K.C.	96	4361	70	45.4	6	1	22	4	40	285	41	40.8
10)	McBriar, Dal.	72	3249	63	45.1	3	0	5	3	38	314	38	39.9
11)	Scifres, S.D.	52	2342	65	45.0	2	0	7	4	23	265	23	39.2
12)	Zastudil, Cle.	49	2188	60	44.7	5	0	7	7	22	170	25	39.1
13)	*McAfee, Ind.	64	2837	60	44.3	6	0	7	0	36	301	21	37.8
14)	Baker, Car.	76	3352	61	44.1	4	1	9	4	41	452	22	36.6
15)	Kluwe, Min.	73	3202	60	43.9	9	0	9	9	33	260	24	37.8
16)	Kapinos, G.B.	66	2891	58	43.8	10	1	7	2	40	403	15	34.1
17)	Koch, Bal.	73	3188	60	43.7	5	1	10	8	38	287	26	37.9
18)	*Morstead, N.O.	58	2528	60	43.6	4	0	12	4	25	358	18	36.0
19)	*Huber, Cin.	86	3713	61	43.2	10	0	8	14	39	393	24	36.3
20)	N. Harris, Det.	74	3174	56	42.9	5	0	7	7	41	354	20	36.8
21)	Turk, Hou.	67	2866	62	42.8	6	0	11	2	24	104	24	39.4
22)	Sepulveda, Pit.	72	3074	60	42.7	4	0	15	2	33	325	29	37.1
23)	Koenen, Atl.	61	2598	70	42.6	3	1	10	4	27	289	18	36.3
24)	Rocca, Phi.	76	3222	61	42.4	4	0	4	14	39	229	26	38.3
25)	Berger, Den.	51	2142	65	42.0	2	0	10	4	23	169	13	37.9
26)	Weatherford, NY-J	80	3357	66	42.0	9	0	11	7	27	238	25	36.7
27)	Podlesh, Jac.	72	3017	64	41.9	5	0	8	6	38	159	23	38.3
28)	Maynard, Chi.	77	3191	66	41.4	2	0	10	17	34	272	26	37.4
29)	H. Smith, Was.	57	2356	59	41.3	5	0	5	2	22	158	23	36.8
30)	D. Johnson, T.B.	62	2558	63	41.3	3	0	10	8	29	222	16	36.7
31)	Feagles, NY-G	64	2604	59	40.7	2	0	3	17	28	258	23	36.0
32)	Hanson, N.E.	56	2221	56	39.7	5	1	7	8	20	180	18	34.1
33)	Hodges, Ten.-Cle.	67	2657	54	39.7	5	0	8	6	30	220	16	34.9

AFC / LEADING PUNTERS, NET AVERAGE

Rank	Player, Team	No	Yards	Lg	Avg	TB	Blk	Dwn	OB	Opp Ret	In Yds	Net	
1)	Lechler, Oak.	96	4909	70	51.1	12	0	6	2	63	459	30	43.9
2)	Colquitt, K.C.	96	4361	70	45.4	6	1	22	4	40	285	41	40.8
3)	Moorman, Buf.	90	4192	73	46.6	10	0	10	9	49	377	25	40.2
4)	Fields, Mia.	75	3472	66	46.3	6	0	8	5	43	369	25	39.8
5)	Turk, Hou.	67	2866	62	42.8	6	0	11	2	24	104	24	39.4
6)	Scifres, S.D.	52	2342	65	45.0	2	0	7	4	23	265	23	39.2
7)	Zastudil, Cle.	49	2188	60	44.7	5	0	7	7	22	170	25	39.1
8)	Kern, Den.-Ten.	64	2910	67	45.5	10	0	10	5	27	249	27	38.5
9)	Podlesh, Jac.	72	3017	64	41.9	5	0	8	6	38	159	23	38.3
10)	Berger, Den.	51	2142	65	42.0	2	0	10	4	23	169	13	37.9
11)	Koch, Bal.	73	3188	60	43.7	5	1	10	8	38	287	26	37.9
12)	*McAfee, Ind.	64	2837	60	44.3	6	0	7	0	36	301	21	37.8
13)	Sepulveda, Pit.	72	3074	60	42.7	4	0	15	2	33	325	29	37.1
14)	Weatherford, NY-J	80	3357	66	42.0	9	0	11	7	27	238	25	36.7
15)	*Huber, Cin.	86	3713	61	43.2	10	0	8	14	39	393	24	36.3
16)	Hodges, Ten.-Cle.	67	2657	54	39.7	5	0	8	6	30	220	16	34.9
17)	Hanson, N.E.	56	2221	56	39.7	5	1	7	8	20	180	18	34.1

NFC / LEADING PUNTERS, NET AVERAGE

Rank	Player, Team	No	Yards	Lg	Avg	TB	Blk	Dwn	OB	Opp Ret	In Yds	Net	
1)	D. Jones, St.L	90	4212	63	46.8	10	0	14	13	41	260	34	41.7
2)	Lee, S.F.	99	4711	64	47.6	8	0	18	2	57	495	30	41.0
3)	Graham, Ariz	86	4045	64	47.0	3	0	14	8	47	493	42	40.6
4)	McBriar, Dal.	72	3249	63	45.1	3	0	5	3	38	314	38	39.9
5)	Ryan, Sea.	88	4068	70	46.2	9	0	15	4	43	479	28	38.7
6)	Rocca, Phi.	76	3222	61	42.4	4	0	4	14	39	229	26	38.3
7)	Kluwe, Min.	73	3202	60	43.9	9	0	9	9	33	260	24	37.8
8)	Maynard, Chi.	77	3191	66	41.4	2	0	10	17	34	272	26	37.4
9)	H. Smith, Was.	57	2356	59	41.3	5	0	5	2	22	158	23	36.8
10)	N. Harris, Det.	74	3174	56	42.9	5	0	7	7	41	354	20	36.8
11)	D. Johnson, T.B.	62	2558	63	41.3	3	0	10	8	29	222	16	36.7
12)	Baker, Car.	76	3352	61	44.1	4	1	9	4	41	452	22	36.6
13)	Koenen, Atl.	61	2598	70	42.6	3	1	10	4	27	289	18	36.3
14)	*Morstead, N.O.	58	2528	60	43.6	4	0	12	4	25	358	18	36.0
15)	Feagles, NY-G	64	2604	59	40.7	2	0	3	17	28	258	23	36.0
16)	Kapinos, G.B.	66	2891	58	43.8	10	1	7	2	40	403	15	34.1

NFL / LEADING PUNTERS, NET AVERAGE

Rank	Player, Team	No	Yards	Lg	Avg	TB	Blk	Dwn	OB	Opp Ret	In Yds	Net	
1)	Lechler, Oak.	96	4909	70	51.1	12	0	6	2	63	459	30	43.9
2)	D. Jones, St.L	90	4212	63	46.8	10	0	14	13	41	260	34	41.7
3)	Lee, S.F.	99	4711	64	47.6	8	0	18	2	57	495	30	41.0
4)	Colquitt, K.C.	96	4361	70	45.4	6	1	22	4	40	285	41	40.8
5)	Graham, Ariz	86	4045	64	47.0	3	0	14	8	47	493	42	40.6
6)	Moorman, Buf.	90	4192	73	46.6	10	0	10	9	49	377	25	40.2
7)	McBriar, Dal.	72	3249	63	45.1	3	0	5	3	38	314	38	39.9
8)	Fields, Mia.	75	3472	66	46.3	6	0	8	5	43	369	25	39.8
9)	Turk, Hou.	67	2866	62	42.8	6	0	11	2	24	104	24	39.4
10)	Scifres, S.D.	52	2342	65	45.0	2	0	7	4	23	265	23	39.2
11)	Zastudil, Cle.	49	2188	60	44.7	5	0	7	7	22	170	25	39.1

12)	Ryan, Sea.	88	4068	70	46.2	9	0	15	4	43	479	28	38.7
13)	Kern, Den.-Ten.	64	2910	67	45.5	10	0	10	5	27	249	27	38.5
14)	Rocca, Phi.	76	3222	61	42.4	4	0	4	14	39	229	26	38.3
15)	Podlesh, Jac.	72	3017	64	41.9	5	0	8	6	38	159	23	38.3
16)	Berger, Den.	51	2142	65	42.0	2	0	10	4	23	169	13	37.9
17)	Koch, Bal.	73	3188	60	43.7	5	1	10	8	38	287	26	37.9
18)	Kluwe, Min.	73	3202	60	43.9	9	0	9	9	33	260	24	37.8
19)	*McAfee, Ind.	64	2837	60	44.3	6	0	7	0	36	301	21	37.8
20)	Maynard, Chi.	77	3191	66	41.4	2	0	10	17	34	272	26	37.4
21)	Sepulveda, Pit.	72	3074	60	42.7	4	0	15	2	33	325	29	37.1
22)	H. Smith, Was.	57	2356	59	41.3	5	0	5	2	22	158	23	36.8
23)	N. Harris, Det.	74	3174	56	42.9	5	0	7	7	41	354	20	36.8
24)	Weatherford, NY-J	80	3357	66	42.0	9	0	11	7	27	238	25	36.7
25)	D. Johnson, T.B.	62	2558	63	41.3	3	0	10	8	29	222	16	36.7
26)	Baker, Car.	76	3352	61	44.1	4	1	9	4	41	452	22	36.6
27)	*Huber, Cin.	86	3713	61	43.2	10	0	8	14	39	393	24	36.3
28)	Koenen, Atl.	61	2598	70	42.6	3	1	10	4	27	289	18	36.3
29)	*Morstead, N.O.	58	2528	60	43.6	4	0	12	4	25	358	18	36.0
30)	Feagles, NY-G	64	2604	59	40.7	2	0	3	17	28	258	23	36.0
31)	Hodges, Ten.-Cle.	67	2657	54	39.7	5	0	8	6	30	220	16	34.9
32)	Kapinos, G.B.	66	2891	58	43.8	10	1	7	2	40	403	15	34.1
33)	Hanson, N.E.	56	2221	56	39.7	5	1	7	8	20	180	18	34.1

AFC / PUNT RETURN LEADERS

Rank	Player, Team	Ret	FC	Yards	Avg	Long	TD
1)	Welker, N.E.	27	16	338	12.5	69	0
2)	Cribbs, Cle.	38	3	452	11.9	67t	1
3)	*Cosby, Cin.	40	19	474	11.9	60	0
4)	Royal, Den.	30	13	335	11.2	71t	1
5)	J. Jones, Hou.	39	14	426	10.9	62	0
6)	Cotchery, NY-J	23	12	236	10.3	31	0
7)	Logan, Pit.	30	16	280	9.3	25	0
8)	Leonhard, NY-J	21	13	173	8.2	37	0
9)	Carr, Bal.	32	17	262	8.2	34	0
10)	Wade, K.C.	21	19	160	7.6	18	0
11)	Bess, Mia.	28	13	209	7.5	22	0
12)	Sproles, S.D.	26	12	183	7.0	77t	1
13)	Rushing, Ind.	21	22	119	5.7	22	0
14)	Parrish, Buf.	24	13	133	5.5	31	0
15)	Higgins, Oak.	34	21	177	5.2	19	0

NFC / PUNT RETURN LEADERS

Rank	Player, Team	Ret	FC	Yards	Avg	Long	TD
1)	D. Jackson, Phi.	29	15	441	15.2	85t	2
2)	Crayton, Dal.	36	23	437	12.1	82t	2
3)	Amendola, Phi.-St.L	31	11	360	11.6	56	0
4)	Reynaud, Min.	30	13	308	10.3	36	0
5)	Smith, T.B.	23	8	232	10.1	21	0
6)	Weems, Atl.	27	14	270	10.0	28	0
7)	*Munnerlyn, Car.	31	10	278	9.0	37	0
8)	Northcutt, Det.	22	15	189	8.6	43	0
9)	Burleson, Sea.	30	3	254	8.5	29	0
10)	Hester, Chi.	24	5	187	7.8	33	0
11)	Breaston, Ariz	38	11	253	6.7	64	0
12)	Bush, N.O.	27	9	130	4.8	23	0
13)	Battle, S.F.	21	10	61	2.9	18	0

NFL / PUNT RETURN LEADERS

Rank	Player, Team	Ret	FC	Yards	Avg	Long	TD
1)	D. Jackson, Phi.	29	15	441	15.2	85t	2
2)	Welker, N.E.	27	16	338	12.5	69	0
3)	Crayton, Dal.	36	23	437	12.1	82t	2
4)	Cribbs, Cle.	38	3	452	11.9	67t	1
5)	*Cosby, Cin.	40	19	474	11.9	60	0
6)	Amendola, Phi.-St.L	31	11	360	11.6	56	0
7)	Royal, Den.	30	13	335	11.2	71t	1
8)	J. Jones, Hou.	39	14	426	10.9	62	0
9)	Reynaud, Min.	30	13	308	10.3	36	0
10)	Cotchery, NY-J	23	12	236	10.3	31	0
11)	Smith, T.B.	23	8	232	10.1	21	0
12)	Weems, Atl.	27	14	270	10.0	28	0
13)	Logan, Pit.	30	16	280	9.3	25	0
14)	*Munnerlyn, Car.	31	10	278	9.0	37	0
15)	Northcutt, Det.	22	15	189	8.6	43	0
16)	Burleson, Sea.	30	3	254	8.5	29	0
17)	Leonhard, NY-J	21	13	173	8.2	37	0
18)	Carr, Bal.	32	17	262	8.2	34	0
19)	Hester, Chi.	24	5	187	7.8	33	0
20)	Wade, K.C.	21	19	160	7.6	18	0
21)	Bess, Mia.	28	13	209	7.5	22	0
22)	Sproles, S.D.	26	12	183	7.0	77t	1
23)	Breaston, Ariz	38	11	253	6.7	64	0

24)	Rushing, Ind.	21	22	119	5.7	22	0
25)	Parrish, Buf.	24	13	133	5.5	31	0
26)	Higgins, Oak.	34	21	177	5.2	19	0
27)	Bush, N.O.	27	9	130	4.8	23	0
28)	Battle, S.F.	21	10	61	2.9	18	0

AFC / KICKOFF RETURN LEADERS

Rank	Player, Team	Ret	Yards	Avg	Long	TD
1)	Cribbs, Cle.	56	1542	27.5	103t	3
2)	Logan, Pit.	55	1466	26.7	83	0
3)	J. Jones, Hou.	24	638	26.6	95t	1
4)	*Webb, Bal.	35	918	26.2	95t	1
5)	Charles, K.C.	36	925	25.7	97t	1
6)	Ginn, Mia.	52	1296	24.9	101t	2
7)	*M. Thomas, Jac.	26	644	24.8	43	0
8)	Jackson, Buf.	41	1014	24.7	71	0
9)	Sproles, S.D.	54	1300	24.1	66	0
10)	Royal, Den.	26	621	23.9	93t	1
11)	A. Davis, Hou.	33	782	23.7	63	0
12)	Simpson, Ind.	38	898	23.6	93t	1
13)	*Britt, Ten.	24	523	21.8	56	0
14)	Holland, Oak.	28	550	19.6	60	0
15)	Caldwell, Cin.	29	539	18.6	39	0

NFC / KICKOFF RETURN LEADERS

Rank	Player, Team	Ret	Yards	Avg	Long	TD
1)	Smith, T.B.	31	902	29.1	83	0
2)	*Knox, Chi.	32	927	29.0	102t	1
3)	*Harvin, Min.	42	1156	27.5	101t	2
4)	Roby, N.O.	42	1154	27.5	97t	1
5)	Manning, Chi.	28	744	26.6	59	0
6)	Nelson, G.B.	25	635	25.4	54	0
7)	Weems, Atl.	48	1214	25.3	62	0
8)	Amendola, Phi.-St.L	66	1618	24.5	58	0
9)	*Stephens-Howling, Ariz	52	1257	24.2	99t	1
10)	Hobbs, Phi.	20	481	24.1	63	0
11)	Witherspoon, Jac.-Det.	28	640	22.9	42	0
12)	Hixon, NY-G	57	1291	22.6	68	0
13)	*Aaron Brown, Det.	42	951	22.6	87	0
14)	Jones, Dal.	30	678	22.6	41	0
15)	Cartwright, Was.	39	868	22.3	42	0
16)	*D. Williams, Det.	42	931	22.2	34	0
17)	D. Thomas, Was.	20	439	22.0	39	0
18)	Rankin, Oak.-Sea.	22	466	21.2	41	0

NFL / KICKOFF RETURN LEADERS

Rank	Player, Team	Ret	Yards	Avg	Long	TD
1)	Smith, T.B.	31	902	29.1	83	0
2)	*Knox, Chi.	32	927	29.0	102t	1
3)	Cribbs, Cle.	56	1542	27.5	103t	3
4)	*Harvin, Min.	42	1156	27.5	101t	2
5)	Roby, N.O.	42	1154	27.5	97t	1
6)	Logan, Pit.	55	1466	26.7	83	0
7)	J. Jones, Hou.	24	638	26.6	95t	1
8)	Manning, Chi.	28	744	26.6	59	0
9)	*Webb, Bal.	35	918	26.2	95t	1
10)	Charles, K.C.	36	925	25.7	97t	1
11)	Nelson, G.B.	25	635	25.4	54	0
12)	Weems, Atl.	48	1214	25.3	62	0
13)	Ginn, Mia.	52	1296	24.9	101t	2
14)	*M. Thomas, Jac.	26	644	24.8	43	0
15)	Jackson, Buf.	41	1014	24.7	71	0
16)	Amendola, Phi.-St.L	66	1618	24.5	58	0
17)	*Stephens-Howling, Ariz	52	1257	24.2	99t	1
18)	Sproles, S.D.	54	1300	24.1	66	0
19)	Hobbs, Phi.	20	481	24.1	63	0
20)	Royal, Den.	26	621	23.9	93t	1
21)	A. Davis, Hou.	33	782	23.7	63	0
22)	Simpson, Ind.	38	898	23.6	93t	1
23)	Witherspoon, Jac.-Det.	28	640	22.9	42	0
24)	Hixon, NY-G	57	1291	22.6	68	0
25)	*Aaron Brown, Det.	42	951	22.6	87	0
26)	Jones, Dal.	30	678	22.6	41	0
27)	Cartwright, Was.	39	868	22.3	42	0
28)	*D. Williams, Det.	42	931	22.2	34	0
29)	D. Thomas, Was.	20	439	22.0	39	0
30)	*Britt, Ten.	24	523	21.8	56	0
31)	Rankin, Oak.-Sea.	22	466	21.2	41	0
32)	Holland, Oak.	28	550	19.6	60	0
33)	Caldwell, Cin.	29	539	18.6	39	0

WEEK 17 / THROUGH SUNDAY, JANUARY 3, 2010

AFC / LEADERS IN INTERCEPTIONS

Rank	Player, Team	Int	Yards	Avg	Long	TD
1)	*Byrd, Buf.	9	118	13.1	37	0
2t)	Revis, NY-J	6	121	20.2	67t	1
2t)	Joseph, Cin.	6	92	15.3	32	1
2t)	Hall, Cin.	6	47	7.8	26	0
5t)	Finnegan, Ten.	5	194	38.8	80	1
5t)	Meriweather, N.E.	5	149	29.8	56	1
5t)	Goodman, Den.	5	65	13.0	30	0
5t)	Bodden, N.E.	5	60	12.0	53t	1
5t)	Flowers, K.C.	5	38	7.6	33	0
10t)	Pollard, Hou.	4	121	30.3	70t	1
10t)	Landry, Bal.	4	89	22.3	48t	1
10t)	E. Wright, Cle.	4	74	18.5	47	0
10t)	*V. Davis, Mia.	4	64	16.0	26	1
10t)	Foxworth, Bal.	4	34	8.5	19	0
10t)	Pool, Cle.	4	33	8.3	32	0
10t)	*Cushing, Hou.	4	26	6.5	20	0
10t)	Wilson, Buf.	4	23	5.8	27	0
10t)	Bethea, Ind.	4	19	4.8	19	0
10t)	*D. Cox, Jac.	4	6	1.5	6	0
20t)	D. Johnson, K.C.	3	175	58.3	70	2
20t)	Reed, Bal.	3	111	37.0	52t	1
20t)	*Butler, N.E.	3	91	30.3	91t	1
20t)	Hood, Ten.	3	91	30.3	43	1
20t)	Fuller, Ten.	3	71	23.7	45t	2
20t)	*Lacey, Ind.	3	53	17.7	35t	1
20t)	Bell, Mia.	3	48	16.0	29	0
20t)	Mathis, Jac.	3	46	15.3	29	0
20t)	Bulluck, Ten.	3	45	15.0	23	0
20t)	Lowery, NY-J	3	41	13.7	34	0
20t)	Jammer, S.D.	3	25	8.3	21	0
20t)	Hope, Ten.	3	24	8.0	24	0
20t)	C. Johnson, Oak.	3	20	6.7	20	0
20t)	Posluszny, Buf.	3	20	6.7	17	0
20t)	Bailey, Den.	3	18	6.0	11	0
20t)	Cromartie, S.D.	3	17	5.7	16	0
20t)	Polamalu, Pit.	3	17	5.7	16	0
20t)	Rhodes, NY-J	3	17	5.7	11	0
20t)	Huff, Oak.	3	15	5.0	10	0
20t)	M. Brown, K.C.	3	13	4.3	10	0
20t)	Clark, Pit.	3	0	0.0	0	0
41t)	Whitner, Buf.	2	104	52.0	76t	1
41t)	Studebaker, K.C.	2	96	48.0	94	0
41t)	Carter, Pit.	2	53	26.5	48t	1
41t)	Weddle, S.D.	2	44	22.0	31t	1
41t)	Crocker, Cin.	2	38	19.0	20	0
41t)	Session, Ind.	2	35	17.5	27t	1
41t)	A. Smith, St.L-Jac.	2	34	17.0	30	0
41t)	Wilson, Hou.	2	29	14.5	16	0
41t)	*McBath, Den.	2	28	14.0	25	0
41t)	W. Allen, Mia.	2	27	13.5	21	0
41t)	Carr, Bal.	2	24	12.0	13	0
41t)	Harris, NY-J	2	24	12.0	14	0
41t)	Alexander, Jac.	2	23	11.5	22	0
41t)	Cason, S.D.	2	22	11.0	22	0
41t)	Hill, Den.	2	18	9.0	18	0
41t)	Wilhite, N.E.	2	17	8.5	17	0
41t)	Jennings, Ind.	2	13	6.5	13	0
41t)	Zbikowski, Bal.	2	13	6.5	21	0
41t)	J. Johnson, Bal.	2	8	4.0	8	0
41t)	*C. Harris, Buf.	2	7	3.5	7	0
41t)	Dawkins, Den.	2	0	0.0	0	0
41t)	N. Jones, Mia.	2	0	0.0	0	0

NFC / LEADERS IN INTERCEPTIONS

Rank	Player, Team	Int	Yards	Avg	Long	TD
1t)	Sharper, N.O.	9	376	41.8	99t	3
1t)	Woodson, G.B.	9	179	19.9	45t	3
1t)	Samuel, Phi.	9	117	13.0	37	0
4t)	Collins, G.B.	6	110	18.3	31	0
4t)	Rodgers-Cromarti, Ariz	6	77	12.8	49t	1
4t)	Bowman, Chi.	6	67	11.2	39	0
4t)	Grimes, Atl.	6	17	2.8	11	0
8t)	S. Brown, Phi.	5	152	30.4	83t	1
8t)	Talib, T.B.	5	99	19.8	32	0
8t)	Thomas, NY-G	5	87	17.4	33	1
8t)	Jackson, T.B.	5	86	17.2	35t	2
8t)	Wilson, Ariz	5	56	11.2	41	0
8t)	Jenkins, Dal.	5	0	0.0	0	0

14t) Hall, Was.	4	114	28.5	44	0
14t) T. Williams, G.B.	4	94	23.5	67	0
14t) Porter, N.O.	4	72	18.0	54t	1
14t) Rolle, Ariz	4	71	17.8	29	0
14t) Gamble, Car.	4	55	13.8	41	0
14t) Marshall, Car.	4	47	11.8	28	0
14t) Goldson, S.F.	4	39	9.8	34	0
14t) Bigby, G.B.	4	14	3.5	14	0
14t) Griffin, Min.	4	-2	-0.5	0	0
23t) Bly, S.F.	3	66	22.0	31	0
23t) Greenway, Min.	3	49	16.3	36	0
23t) Beason, Car.	3	46	15.3	18	0
23t) Mack, T.B.	3	36	12.0	36	0
23t) Newman, Dal.	3	36	12.0	27t	1
23t) *S. Martin, Car.	3	35	11.7	23	0
23t) Willis, S.F.	3	33	11.0	23t	1
23t) DeCoud, Atl.	3	25	8.3	15	0
23t) Vilma, N.O.	3	25	8.3	11	0
23t) J. Butler, St.L	3	17	5.7	17	0
23t) Hawthorne, Sea.	3	9	3.0	5	0
23t) Grant, Sea.	3	7	2.3	7	0
23t) C. Harris, Car.	3	3	1.0	3	0
36t) *Delmas, Det.	2	130	65.0	101t	1
36t) Wilson, Sea.	2	126	63.0	65t	2
36t) *B. Johnson, NY-G	2	83	41.5	49	1
36t) Greer, N.O.	2	59	29.5	48t	1
36t) Brown, S.F.	2	52	26.0	51	0
36t) Hawk, G.B.	2	42	21.0	29	0
36t) James, Det.	2	41	20.5	38t	1
36t) Jones, Phi.	2	37	18.5	37	0
36t) Tillman, Chi.	2	35	17.5	21t	1
36t) Harris, G.B.	2	29	14.5	29	0
36t) *Laurinaitis, St.L	2	28	14.0	21	0
36t) McIntosh, Was.	2	27	13.5	18	0
36t) Henry, Det.	2	26	13.0	26	0
36t) T. Davis, Car.	2	24	12.0	24	0
36t) Phillips, NY-G	2	22	11.0	22	0
36t) Atogwe, St.L	2	21	10.5	12	0
36t) Hayes, T.B.	2	21	10.5	20	0
36t) Babineaux, Sea.	2	18	9.0	18	0
36t) Mikell, Phi.	2	16	8.0	16	0
36t) Shanle, N.O.	2	16	8.0	13	0
36t) Jordan, Phi.	2	14	7.0	11	0
36t) *Owens, Atl.	2	13	6.5	13	0
36t) Peppers, Car.	2	13	6.5	13t	1
36t) Hanson, Phi.	2	8	4.0	6	0
36t) Piscitelli, T.B.	2	7	3.5	4	0
36t) Trufant, Sea.	2	4	2.0	4	0
36t) Spencer, S.F.	2	2	1.0	2	0

NFL / LEADERS IN INTERCEPTIONS

Rank	Player, Team	Int	Yards	Avg	Long	TD
1t)	Sharper, N.O.	9	376	41.8	99t	3
1t)	Woodson, G.B.	9	179	19.9	45t	3
1t)	*Byrd, BuF.	9	118	13.1	37	0
1t)	Samuel, Phi.	9	117	13.0	37	0
5t)	Revis, NY-J	6	121	20.2	67t	1
5t)	Collins, G.B.	6	110	18.3	31	0
5t)	Joseph, Cin.	6	92	15.3	32	1
5t)	Rodgers-Cromarti, Ariz	6	77	12.8	49t	1
5t)	Bowman, Chi.	6	67	11.2	39	0
5t)	Hall, Cin.	6	47	7.8	26	0
5t)	Grimes, Atl.	6	17	2.8	11	0
12t)	Finnegan, Ten.	5	194	38.8	80	1
12t)	S. Brown, Phi.	5	152	30.4	83t	1
12t)	Meriweather, N.E.	5	149	29.8	56	1
12t)	Talib, T.B.	5	99	19.8	32	0
12t)	Thomas, NY-G	5	87	17.4	33	1
12t)	Jackson, T.B.	5	86	17.2	35t	2
12t)	Goodman, Den.	5	65	13.0	30	0
12t)	Bodden, N.E.	5	60	12.0	53t	1
12t)	Wilson, Ariz	5	56	11.2	41	0
12t)	Flowers, K.C.	5	38	7.6	33	0
12t)	Jenkins, Dal.	5	0	0.0	0	0
23t)	Pollard, Hou.	4	121	30.3	70t	1
23t)	Hall, Was.	4	114	28.5	44	0
23t)	T. Williams, G.B.	4	94	23.5	67	0
23t)	Landry, Bal.	4	89	22.3	48t	1
23t)	E. Wright, Cle.	4	74	18.5	47	0
23t)	Porter, N.O.	4	72	18.0	54t	1
23t)	Rolle, Ariz	4	71	17.8	29	0
23t)	*V. Davis, Mia.	4	64	16.0	26	1

23t) Gamble, Car.	4	55	13.8	41	0
23t) Marshall, Car.	4	47	11.8	28	0
23t) Goldson, S.F.	4	39	9.8	34	0
23t) Foxworth, Bal.	4	34	8.5	19	0
23t) Pool, Cle.	4	33	8.3	32	0
23t) *Cushing, Hou.	4	26	6.5	20	0
23t) Wilson, Buf.	4	23	5.8	27	0
23t) Bethea, Ind.	4	19	4.8	19	0
23t) Bigby, G.B.	4	14	3.5	14	0
23t) *D. Cox, Jac.	4	6	1.5	6	0
23t) Griffin, Min.	4	-2	-0.5	0	0
42t) D. Johnson, K.C.	3	175	58.3	70	2
42t) Reed, Bal.	3	111	37.0	52t	1
42t) *Butler, N.E.	3	91	30.3	91t	1
42t) Hood, Ten.	3	91	30.3	43	1
42t) Fuller, Ten.	3	71	23.7	45t	2
42t) Bly, S.F.	3	66	22.0	31	0
42t) *Lacey, Ind.	3	53	17.7	35t	1
42t) Greenway, Min.	3	49	16.3	36	0
42t) Bell, Mia.	3	48	16.0	29	0
42t) Beason, Car.	3	46	15.3	18	0
42t) Mathis, Jac.	3	46	15.3	29	0
42t) Bulluck, Ten.	3	45	15.0	23	0
42t) Lowery, NY-J	3	41	13.7	34	0
42t) Mack, T.B.	3	36	12.0	36	0
42t) Newman, Dal.	3	36	12.0	27t	1
42t) *S. Martin, Car.	3	35	11.7	23	0
42t) Willis, S.F.	3	33	11.0	23t	1
42t) DeCoud, Atl.	3	25	8.3	15	0
42t) Jammer, S.D.	3	25	8.3	21	0
42t) Vilma, N.O.	3	25	8.3	11	0
42t) Hope, Ten.	3	24	8.0	24	0
42t) C. Johnson, Oak.	3	20	6.7	20	0
42t) Posluszny, Buf.	3	20	6.7	17	0
42t) Bailey, Den.	3	18	6.0	11	0
42t) J. Butler, St.L	3	17	5.7	17	0
42t) Cromartie, S.D.	3	17	5.7	16	0
42t) Polamalu, Pit.	3	17	5.7	16	0
42t) Rhodes, NY-J	3	17	5.7	11	0
42t) Huff, Oak.	3	15	5.0	10	0
42t) M. Brown, K.C.	3	13	4.3	10	0
42t) Hawthorne, Sea.	3	9	3.0	5	0
42t) Grant, Sea.	3	7	2.3	7	0
42t) C. Harris, Car.	3	3	1.0	3	0
42t) Clark, Pit.	3	0	0.0	0	0

AFC / LEADERS IN SACKS

Rank	Player, Team	Sacks
1)	Dumervil, Den. (LB)	17.0
2t)	Freeney, Ind. (DE)	13.5
2t)	Woodley, Pit. (LB)	13.5
4t)	J. Harrison, Pit. (LB)	10.0
4t)	Schobel, Buf. (DE)	10.0
6t)	Banta-Cain, N.E. (LB)	9.5
6t)	Mathis, Ind. (DE)	9.5
8t)	Porter, Mia. (LB)	9.0
8t)	Williams, Hou. (DE)	9.0
10)	Hali, K.C. (LB)	8.5
11t)	Odom, Cin. (DE)	8.0
11t)	Pace, NY-J (LB)	8.0
13t)	Ellis, Oak. (DE)	7.0
13t)	Phillips, S.D. (LB)	7.0
13t)	Scott, Oak. (LB)	7.0
13t)	Starks, Mia. (DE)	7.0
13t)	Taylor, Mia. (LB)	7.0
13t)	Timmons, Pit. (LB)	7.0
19t)	Ellis, NY-J (DE)	6.5
19t)	Pryce, Bal. (DE)	6.5
19t)	Wimbley, Cle. (LB)	6.5
22t)	Fanene, Cin. (DE)	6.0
22t)	J. Johnson, Bal. (LB)	6.0
24t)	Bowens, Cle. (LB)	5.5
24t)	Ford, Ten. (DE)	5.5
24t)	Harris, NY-J (LB)	5.5
24t)	Wake, Mia. (LB)	5.5
28t)	T. Brown, Ten. (DT)	5.0
28t)	D. Burgess, N.E. (LB)	5.0
28t)	*Cushing, Hou. (LB)	5.0
28t)	Holliday, Den. (DE)	5.0
28t)	Kelsay, Buf. (DE)	5.0
28t)	Wright, N.E. (DT)	5.0
34t)	Gilberry, K.C. (DE)	4.5

34t) Antoni. Smith, Hou. (DE)	4.5
34t) Suggs, Bal. (LB)	4.5
37t) Hayes, Ten. (DE)	4.0
37t) J. Jones, Ten. (DT)	4.0
37t) Merriman, S.D. (LB)	4.0
37t) Reid, Den. (DE)	4.0
37t) Roth, Mia.-Cle. (LB)	4.0
37t) Seymour, Oak. (DE)	4.0
37t) *Shaughnessy, Oak. (DE)	4.0
37t) Co. Williams, Cle. (DE)	4.0
37t) Williams, Buf. (DT)	4.0
46t) *Barwin, Hou. (DE)	3.5
46t) *Benard, Cle. (LB)	3.5
46t) Brock, Ind. (DE)	3.5
46t) Davis, Den. (LB)	3.5
46t) Geathers, Cin. (DE)	3.5
46t) Dh. Jones, Cin. (LB)	3.5
46t) D. Williams, Den. (LB)	3.5

NFC / LEADERS IN SACKS

Rank	Player, Team	Sacks
1)	J. Allen, Min. (DE)	14.5
2)	Smith, N.O. (DE)	13.0
3)	T. Cole, Phi. (DE)	12.5
4t)	Carter, Was. (DE)	11.0
4t)	*Orakpo, Was. (LB)	11.0
4t)	Ware, Dal. (LB)	11.0
7)	Peppers, Car. (DE)	10.5
8)	*Matthews, G.B. (LB)	10.0
9)	Edwards, Min. (DE)	8.5
10)	J. Parker, Phi. (DE)	8.0
11t)	Campbell, Ariz (DE)	7.0
11t)	Dockett, Ariz (DE)	7.0
11t)	Umenyiora, NY-G (DE)	7.0
14t)	Howard, Phi. (DE)	6.5
14t)	Lawson, S.F. (LB)	6.5
14t)	Little, St.L (DE)	6.5
14t)	Ogunleye, Chi. (DE)	6.5
14t)	S. White, T.B. (DE)	6.5
19t)	Babineaux, Atl. (DT)	6.0
19t)	Berry, Ariz (LB)	6.0
19t)	Brooks, S.F. (LB)	6.0
19t)	A. Brown, Chi. (DE)	6.0
19t)	Ratliff, Dal. (NT)	6.0
19t)	J. Smith, S.F. (DE)	6.0
19t)	Spencer, Dal. (LB)	6.0
19t)	Tuck, NY-G (DE)	6.0
19t)	Wilkerson, T.B. (DE)	6.0
19t)	K. Williams, Min. (DT)	6.0
29t)	Abraham, Atl. (DE)	5.5
29t)	Avril, Det. (DE)	5.5
29t)	Grant, N.O. (DE)	5.5
32t)	Biermann, Atl. (DT)	5.0
32t)	Brayton, Car. (DE)	5.0
32t)	Haggans, Ariz (LB)	5.0
32t)	Haralson, S.F. (LB)	5.0
32t)	Hargrove, N.O. (DT)	5.0
32t)	Hunter, Det. (DE)	5.0
32t)	Kerney, Sea. (DE)	5.0
32t)	Long, St.L (DE)	5.0
40t)	Hall, St.L (DE)	4.5
40t)	Jackson, Sea. (DE)	4.5
40t)	Jenkins, G.B. (DE)	4.5
40t)	Okeafor, Ariz (LB)	4.5
40t)	Peterson, Det. (LB)	4.5
40t)	Robison, Min. (DE)	4.5
46t)	Barnett, G.B. (LB)	4.0
46t)	Hawthorne, Sea. (LB)	4.0
46t)	Haynesworth, Was. (DT)	4.0
46t)	C. Johnson, Car. (DE)	4.0
46t)	*B. Jones, G.B. (LB)	4.0
46t)	Spikes, S.F. (LB)	4.0
46t)	Willis, S.F. (LB)	4.0

WEEK 17 / THROUGH SUNDAY, JANUARY 3, 2010

NFL / LEADERS IN SACKS

Rank	Player, Team	Sacks
1)	Dumervil, Den. (LB)	17.0
2)	J. Allen, Min. (DE)	14.5
3t)	Freeney, Ind. (DE)	13.5
3t)	Woodley, Pit. (LB)	13.5
5)	Smith, N.O. (DE)	13.0
6)	T. Cole, Phi. (DE)	12.5
7t)	Carter, Was. (DE)	11.0
7t)	*Orakpo, Was. (LB)	11.0
7t)	Ware, Dal. (LB)	11.0
10)	Peppers, Car. (DE)	10.5
11t)	J. Harrison, Pit. (LB)	10.0
11t)	*Matthews, G.B. (LB)	10.0
11t)	Schobel, Buf. (DE)	10.0
14t)	Banta-Cain, N.E. (LB)	9.5
14t)	Mathis, Ind. (DE)	9.5
16t)	Porter, Mia. (LB)	9.0
16t)	Williams, Hou. (DE)	9.0
18t)	Edwards, Min. (DE)	8.5
18t)	Hali, K.C. (LB)	8.5
20t)	Odom, Cin. (DE)	8.0
20t)	Pace, NY-J (LB)	8.0
20t)	J. Parker, Phi. (DE)	8.0
23t)	Campbell, Ariz (DE)	7.0
23t)	Dockett, Ariz (DE)	7.0
23t)	Ellis, Oak. (DE)	7.0
23t)	Phillips, S.D. (LB)	7.0
23t)	Scott, Oak. (LB)	7.0
23t)	Starks, Mia. (DE)	7.0
23t)	Taylor, Mia. (LB)	7.0
23t)	Timmons, Pit. (LB)	7.0
23t)	Umenyiora, NY-G (DE)	7.0
32t)	Ellis, NY-J (DE)	6.5
32t)	Howard, Phi. (DE)	6.5
32t)	Lawson, S.F. (LB)	6.5
32t)	Little, St.L (DE)	6.5
32t)	Ogunleye, Chi. (DE)	6.5
32t)	Pryce, Bal. (DE)	6.5
32t)	S. White, T.B. (DE)	6.5
32t)	Wimbley, Cle. (LB)	6.5
40t)	Babineaux, Atl. (DT)	6.0
40t)	Berry, Ariz (LB)	6.0
40t)	Brooks, S.F. (LB)	6.0
40t)	A. Brown, Chi. (DE)	6.0
40t)	Fanene, Cin. (DE)	6.0
40t)	J. Johnson, Bal. (LB)	6.0
40t)	Ratliff, Dal. (NT)	6.0
40t)	J. Smith, S.F. (DE)	6.0
40t)	Spencer, Dal. (LB)	6.0
40t)	Tuck, NY-G (DE)	6.0
40t)	Wilkerson, T.B. (DE)	6.0
40t)	K. Williams, Min. (DT)	6.0

AFC / FUMBLE RECOVERIES

Rank	Player, Team	TotRec	OffRec	DefRec
1t)	Cassel, K.C.	4	4	0
1t)	Young, Ten.	4	4	0
3t)	Charles, K.C.	3	3	0
3t)	Costanzo, Cle.	3	0	3
3t)	Dawkins, Den.	3	0	3
3t)	Devito, NY-J	3	0	3
3t)	Dorsey, K.C.	3	0	3
3t)	Flacco, Bal.	3	3	0
3t)	Parrish, Buf.	3	3	0
3t)	Pollard, Hou.	3	0	3
3t)	Reed, Bal.	3	2	1
3t)	Waters, K.C.	3	3	0
13t)	D. Anderson, Cle.	2	2	0
13t)	*Ayers, Den.	2	0	2
13t)	Ayodele, Mia.	2	1	1
13t)	Barber, Hou.	2	1	1
13t)	Bess, Mia.	2	2	0
13t)	Bodden, N.E.	2	1	1
13t)	Brock, Ind.	2	0	2
13t)	Carey, Mia.	2	2	0
13t)	Carlisle, Oak.	2	2	0
13t)	Carr, K.C.	2	1	1
13t)	Cooper, S.D.	2	0	2
13t)	Cribbs, Cle.	2	2	0

13t) A. Davis, Hou.	2	0	2
13t) Douglas, NY-J	2	0	2
13t) Edwards, Bal.	2	0	2
13t) Ellis, Oak.	2	1	1
13t) Flowers, K.C.	2	0	2
13t) Garner, Mia.	2	2	0
13t) Garrard, Jac.	2	2	0
13t) Geathers, Cin.	2	0	2
13t) Goff, K.C.	2	2	0
13t) Gradkowski, Oak.	2	2	0
13t) Gregory, S.D.	2	0	2
13t) Griffin, Ten.	2	0	2
13t) J. Harrison, Pit.	2	0	2
13t) Henne, Mia.	2	2	0
13t) Izzo, NY-J	2	0	2
13t) Dh. Jones, Cin.	2	0	2
13t) Jones, NY-J	2	2	0
13t) Jones-Drew, Jac.	2	2	0
13t) Keiaho, Ind.	2	0	2
13t) Keisel, Pit.	2	0	2
13t) Leggett, K.C.	2	1	1
13t) Lynch, Buf.	2	2	0
13t) McGowan, N.E.	2	0	2
13t) *Mitchell, Oak.	2	1	1
13t) Morgan, K.C.	2	1	1
13t) *Mouton, Ten.	2	2	0
13t) *Nelson, Buf.	2	2	0
13t) C. Palmer, Cin.	2	2	0
13t) Reid, Den.	2	0	2
13t) Roethlisberger, Pit.	2	2	0
13t) *Sanchez, NY-J	2	2	0
13t) Antoni. Smith, Hou.	2	0	2
13t) D. Smith, Jac.	2	0	2
13t) Thomas, NY-J	2	0	2
13t) Welker, N.E.	2	1	1
13t) *Westerman, NY-J	2	0	2
13t) Whitworth, Cin.	2	2	0
13t) R. Williams, Mia.	2	2	0
13t) D. Williams, Den.	2	0	2

NFC / FUMBLE RECOVERIES

Rank	Player, Team	TotRec	OffRec	DefRec
1)	*Freeman, T.B.	6	6	0
2t)	Campbell, Was.	5	5	0
2t)	Cutler, Chi.	5	5	0
2t)	Hasselbeck, Sea.	5	5	0
5t)	Culpepper, Det.	4	4	0
5t)	Ratliff, Dal.	4	0	4
5t)	Rodgers, G.B.	4	4	0
5t)	Umenyiora, NY-G	4	0	4
9t)	J. Allen, Min.	3	0	3
9t)	Bly, S.F.	3	1	2
9t)	Delhomme, Car.	3	3	0
9t)	Greenway, Min.	3	0	3
9t)	Hargrove, N.O.	3	0	3
9t)	J. Johnson, T.B.	3	3	0
9t)	Manning, Chi.	3	1	2
9t)	*Matthews, G.B.	3	0	3
9t)	McNabb, Phi.	3	3	0
9t)	Ogunleye, Chi.	3	0	3
9t)	*Reed, Sea.	3	1	2
9t)	Roman, S.F.	3	0	3

NFL / FUMBLE RECOVERIES

Rank	Player, Team	TotRec	OffRec	DefRec
1)	*Freeman, T.B.	6	6	0
2t)	Campbell, Was.	5	5	0
2t)	Cutler, Chi.	5	5	0
2t)	Hasselbeck, Sea.	5	5	0
5t)	Cassel, K.C.	4	4	0
5t)	Culpepper, Det.	4	4	0
5t)	Ratliff, Dal.	4	0	4
5t)	Rodgers, G.B.	4	4	0
5t)	Umenyiora, NY-G	4	0	4
5t)	Young, Ten.	4	4	0
11t)	J. Allen, Min.	3	0	3
11t)	Bly, S.F.	3	1	2
11t)	Charles, K.C.	3	3	0
11t)	Costanzo, Cle.	3	0	3
11t)	Dawkins, Den.	3	0	3
11t)	Delhomme, Car.	3	3	0
11t)	Devito, NY-J	3	0	3

11t) Dorsey, K.C.	3	0	3
11t) Flacco, Bal.	3	3	0
11t) Greenway, Min.	3	0	3
11t) Hargrove, N.O.	3	0	3
11t) J. Johnson, T.B.	3	3	0
11t) Manning, Chi.	3	1	2
11t) *Matthews, G.B.	3	0	3
11t) McNabb, Phi.	3	3	0
11t) Ogunleye, Chi.	3	0	3
11t) Parrish, Buf.	3	3	0
11t) Pollard, Hou.	3	0	3
11t) Reed, Bal.	3	2	1
11t) *Reed, Sea.	3	1	2
11t) Roman, S.F.	3	0	3
11t) Waters, K.C.	3	3	0

AFC / OFFENSIVE FUMBLE RECOVERIES

Rank	Player, Team	Ret	Yards	Avg	Long	TD
1t)	Cassel, K.C.	4	0	0.0	0	0
1t)	Young, Ten.	4	0	0.0	0	0
3t)	Charles, K.C.	3	0	0.0	0	0
3t)	Flacco, Bal.	3	0	0.0	0	0
3t)	Waters, K.C.	3	0	0.0	0	0
3t)	Parrish, Buf.	3	-4	-1.3	0	0
7t)	D. Anderson, Cle.	2	0	0.0	0	0
7t)	Bess, Mia.	2	0	0.0	0	0
7t)	Carlisle, Oak.	2	0	0.0	0	0
7t)	Cribbs, Cle.	2	0	0.0	0	0
7t)	Garner, Mia.	2	0	0.0	0	0
7t)	Garrard, Jac.	2	0	0.0	0	0
7t)	Goff, K.C.	2	0	0.0	0	0
7t)	Gradkowski, Oak.	2	0	0.0	0	0
7t)	Henne, Mia.	2	0	0.0	0	0
7t)	Jones, NY-J	2	0	0.0	0	0
7t)	Jones-Drew, Jac.	2	0	0.0	0	0
7t)	Lynch, Buf.	2	0	0.0	0	0
7t)	*Mouton, Ten.	2	0	0.0	0	0
7t)	*Nelson, Buf.	2	0	0.0	0	0
7t)	C. Palmer, Cin.	2	0	0.0	0	0
7t)	Reed, Bal.	2	0	0.0	0	0
7t)	Roethlisberger, Pit.	2	0	0.0	0	0
7t)	*Sanchez, NY-J	2	0	0.0	0	0
7t)	Whitworth, Cin.	2	0	0.0	0	0
7t)	R. Williams, Mia.	2	0	0.0	0	0
7t)	Carey, Mia.	2	-9	-4.5	0	0

NFC / OFFENSIVE FUMBLE RECOVERIES

Rank	Player, Team	Ret	Yards	Avg	Long	TD
1t)	*Freeman, T.B.	6	0	0.0	0	0
2t)	Campbell, Was.	5	0	0.0	0	0
2t)	Cutler, Chi.	5	0	0.0	0	0
2t)	Hasselbeck, Sea.	5	0	0.0	0	0
5t)	Culpepper, Det.	4	0	0.0	0	0
5t)	Rodgers, G.B.	4	0	0.0	0	0
7t)	Delhomme, Car.	3	0	0.0	0	0
7t)	J. Johnson, T.B.	3	0	0.0	0	0
7t)	McNabb, Phi.	3	0	0.0	0	0
10t)	Battle, S.F.	2	0	0.0	0	0
10t)	Brees, N.O.	2	0	0.0	0	0
10t)	Bridges, Ariz	2	0	0.0	0	0
10t)	Bulger, St.L	2	0	0.0	0	0
10t)	Bush, N.O.	2	0	0.0	0	0
10t)	Crayton, Dal.	2	0	0.0	0	0
10t)	Forte, Chi.	2	0	0.0	0	0
10t)	Gandy, Ariz	2	0	0.0	0	0
10t)	Hester, Chi.	2	0	0.0	0	0
10t)	J. Jones, Sea.	2	0	0.0	0	0
10t)	*Levy, Det.	2	0	0.0	0	0
10t)	*Null, St.L	2	0	0.0	0	0
10t)	Olsen, Chi.	2	0	0.0	0	0
10t)	Penn, T.B.	2	0	0.0	0	0
10t)	Reynaud, Min.	2	0	0.0	0	0
10t)	Romo, Dal.	2	0	0.0	0	0
10t)	Ryan, Atl.	2	0	0.0	0	0
10t)	*Stafford, Det.	2	0	0.0	0	0
10t)	Staley, S.F.	2	0	0.0	0	0
10t)	*Unger, Sea.	2	0	0.0	0	0
10t)	S. Wallace, Sea.	2	0	0.0	0	0
10t)	M. Williams, Was.	2	0	0.0	0	0

NFL / OFFENSIVE FUMBLE RECOVERIES

Rank	Player, Team	Ret	Yards	Avg	Long	TD
1t)	*Freeman, T.B.	6	0	0.0	0	0
2t)	Campbell, Was.	5	0	0.0	0	0
2t)	Cutler, Chi.	5	0	0.0	0	0
2t)	Hasselbeck, Sea.	5	0	0.0	0	0
5t)	Cassel, K.C.	4	0	0.0	0	0
5t)	Culpepper, Det.	4	0	0.0	0	0
5t)	Rodgers, G.B.	4	0	0.0	0	0
5t)	Young, Ten.	4	0	0.0	0	0
9t)	Charles, K.C.	3	0	0.0	0	0
9t)	Delhomme, Car.	3	0	0.0	0	0
9t)	Flacco, Bal.	3	0	0.0	0	0
9t)	J. Johnson, T.B.	3	0	0.0	0	0
9t)	McNabb, Phi.	3	0	0.0	0	0
9t)	Waters, K.C.	3	0	0.0	0	0
9t)	Parrish, Buf.	3	-4	-1.3	0	0

AFC / DEFENSIVE FUMBLE RECOVERIES

Rank	Player, Team	Ret	Yards	Avg	Long	TD
1t)	Devito, NY-J	3	7	2.3	7	0
1t)	Costanzo, Cle.	3	0	0.0	0	0
1t)	Dawkins, Den.	3	0	0.0	0	0
1t)	Dorsey, K.C.	3	0	0.0	0	0
1t)	Pollard, Hou.	3	0	0.0	0t	1
6t)	Geathers, Cin.	2	113	56.5	75t	1
6t)	*Ayers, Den.	2	54	27.0	54t	1
6t)	*Westerman, NY-J	2	39	19.5	39	0
6t)	Brock, Ind.	2	9	4.5	9	0
6t)	D. Williams, Den.	2	8	4.0	8	0
6t)	Thomas, NY-J	2	7	3.5	7	0
6t)	Gregory, S.D.	2	3	1.5	3	0
6t)	Antoni. Smith, Hou.	2	2	1.0	2	0
6t)	Douglas, NY-J	2	1	0.5	1t	1
6t)	Cooper, S.D.	2	0	0.0	0	0
6t)	A. Davis, Hou.	2	0	0.0	0	0
6t)	Edwards, Bal.	2	0	0.0	0t	1
6t)	Flowers, K.C.	2	0	0.0	0	0
6t)	Griffin, Ten.	2	0	0.0	0	0
6t)	J. Harrison, Pit.	2	0	0.0	0	0
6t)	Izzo, NY-J	2	0	0.0	0	0
6t)	Dh. Jones, Cin.	2	0	0.0	0	0
6t)	Keiaho, Ind.	2	0	0.0	0	0
6t)	Keisel, Pit.	2	0	0.0	0	0
6t)	McGowan, N.E.	2	0	0.0	0	0
6t)	Reid, Den.	2	0	0.0	0	0
6t)	D. Smith, Jac.	2	0	0.0	0	0

NFC / DEFENSIVE FUMBLE RECOVERIES

Rank	Player, Team	Ret	Yards	Avg	Long	TD
1t)	Umenyiora, NY-G	4	61	15.3	37t	1
1t)	Ratliff, Dal.	4	0	0.0	0	0
3t)	J. Allen, Min.	3	54	18.0	52t	1
3t)	*Matthews, G.B.	3	46	15.3	42t	1
3t)	Roman, S.F.	3	25	8.3	25	0
3t)	Hargrove, N.O.	3	1	0.3	1t	1
3t)	Greenway, Min.	3	0	0.0	0	0
3t)	Ogunleye, Chi.	3	-2	-0.7	0	0
9t)	*Reed, Sea.	2	81	40.5	79t	1
9t)	Redding, Sea.	2	29	14.5	26	0
9t)	Shanle, N.O.	2	12	6.0	12	0
9t)	McDonald, S.F.	2	11	5.5	11t	1
9t)	Wilson, Ariz	2	11	5.5	11	0
9t)	Berry, Ariz	2	7	3.5	7	0
9t)	Biermann, Atl.	2	4	2.0	4t	1
9t)	Collins, G.B.	2	4	2.0	4	0
9t)	Manning, Chi.	2	4	2.0	5	0
9t)	A. Adams, Chi.	2	3	1.5	3	0
9t)	Bly, S.F.	2	2	1.0	2	0
9t)	Atogwe, St.L	2	0	0.0	0	0
9t)	Babineaux, Atl.	2	0	0.0	0	0
9t)	Beason, Car.	2	0	0.0	0	0
9t)	Dahl, St.L	2	0	0.0	0	0
9t)	Farwell, Min.	2	0	0.0	0	0
9t)	*Fokou, Phi.	2	0	0.0	0	0
9t)	*Hill, Det.	2	0	0.0	0	0
9t)	Hunter, Det.	2	0	0.0	0	0
9t)	Jolly, G.B.	2	0	0.0	0	0
9t)	Kehl, NY-G	2	0	0.0	0	0
9t)	Marshall, Car.	2	0	0.0	0	0
9t)	Mikell, Phi.	2	0	0.0	0	0
9t)	J. Smith, S.F.	2	0	0.0	0	0

9t)	Spencer, Dal.	2	0	0.0	0	0
9t)	Wesley, Car.	2	0	0.0	0	0
9t)	Wire, Atl.	2	0	0.0	0	0
9t)	Jones, Phi.	2	-1	-0.5	0	0

NFL / DEFENSIVE FUMBLE RECOVERIES

Rank	Player, Team	Ret	Yards	Avg	Long	TD
1t)	Umenyiora, NY-G	4	61	15.3	37t	1
1t)	Ratliff, Dal.	4	0	0.0	0	0
3t)	J. Allen, Min.	3	54	18.0	52t	1
3t)	*Matthews, G.B.	3	46	15.3	42t	1
3t)	Roman, S.F.	3	25	8.3	25	0
3t)	Devito, NY-J	3	7	2.3	7	0
3t)	Hargrove, N.O.	3	1	0.3	1t	1
3t)	Costanzo, Cle.	3	0	0.0	0	0
3t)	Dawkins, Den.	3	0	0.0	0	0
3t)	Dorsey, K.C.	3	0	0.0	0	0
3t)	Greenway, Min.	3	0	0.0	0	0
3t)	Pollard, Hou.	3	0	0.0	0t	1
3t)	Ogunleye, Chi.	3	-2	-0.7	0	0
14t)	Geathers, Cin.	2	113	56.5	75t	1
14t)	*Reed, Sea.	2	81	40.5	79t	1
14t)	*Ayers, Den.	2	54	27.0	54t	1
14t)	*Westerman, NY-J	2	39	19.5	39	0
14t)	Redding, Sea.	2	29	14.5	26	0
14t)	Shanle, N.O.	2	12	6.0	12	0
14t)	McDonald, S.F.	2	11	5.5	11t	1
14t)	Wilson, Ariz	2	11	5.5	11	0
14t)	Brock, Ind.	2	9	4.5	9	0
14t)	D. Williams, Den.	2	8	4.0	8	0
14t)	Berry, Ariz	2	7	3.5	7	0
14t)	Thomas, NY-J	2	7	3.5	7	0
14t)	Biermann, Atl.	2	4	2.0	4t	1
14t)	Collins, G.B.	2	4	2.0	4	0
14t)	Manning, Chi.	2	4	2.0	5	0
14t)	A. Adams, Chi.	2	3	1.5	3	0
14t)	Gregory, S.D.	2	3	1.5	3	0
14t)	Bly, S.F.	2	2	1.0	2	0
14t)	Antoni. Smith, Hou.	2	2	1.0	2	0
14t)	Douglas, NY-J	2	1	0.5	1t	1
14t)	Atogwe, St.L	2	0	0.0	0	0
14t)	Babineaux, Atl.	2	0	0.0	0	0
14t)	Beason, Car.	2	0	0.0	0	0
14t)	Cooper, S.D.	2	0	0.0	0	0
14t)	Dahl, St.L	2	0	0.0	0	0
14t)	A. Davis, Hou.	2	0	0.0	0	0
14t)	Edwards, Bal.	2	0	0.0	0t	1
14t)	Farwell, Min.	2	0	0.0	0	0
14t)	Flowers, K.C.	2	0	0.0	0	0
14t)	*Fokou, Phi.	2	0	0.0	0	0
14t)	Griffin, Ten.	2	0	0.0	0	0
14t)	J. Harrison, Pit.	2	0	0.0	0	0
14t)	*Hill, Det.	2	0	0.0	0	0
14t)	Hunter, Det.	2	0	0.0	0	0
14t)	Izzo, NY-J	2	0	0.0	0	0
14t)	Jolly, G.B.	2	0	0.0	0	0
14t)	Dh. Jones, Cin.	2	0	0.0	0	0
14t)	Kehl, NY-G	2	0	0.0	0	0
14t)	Keiaho, Ind.	2	0	0.0	0	0
14t)	Keisel, Pit.	2	0	0.0	0	0
14t)	Marshall, Car.	2	0	0.0	0	0
14t)	McGowan, N.E.	2	0	0.0	0	0
14t)	Mikell, Phi.	2	0	0.0	0	0
14t)	Reid, Den.	2	0	0.0	0	0
14t)	D. Smith, Jac.	2	0	0.0	0	0
14t)	J. Smith, S.F.	2	0	0.0	0	0
14t)	Spencer, Dal.	2	0	0.0	0	0
14t)	Wesley, Car.	2	0	0.0	0	0
14t)	Wire, Atl.	2	0	0.0	0	0
14t)	Jones, Phi.	2	-1	-0.5	0	0

WEEK 17 / THROUGH SUNDAY, JANUARY 3, 2010

AFC / KICKOFFS (Receiving Team)

Rank	Team	TotKO	AdjKO	TB	TB%	EZ	EZ%	OB	I20	Avg.Start
1)	Cleveland	81	81	8	9.9	26	32.1	3	12	31.4
2)	Baltimore	67	66	8	12.1	21	31.3	0	9	29.5
3)	Pittsburgh	75	73	6	8.2	20	26.7	0	7	28.8
4)	San Diego	77	72	8	11.1	23	29.9	1	10	27.9
5)	Buffalo	74	73	7	9.6	28	37.8	2	12	27.5
6)	New York Jets	60	58	13	22.4	30	50.0	2	10	27.3
7)	Cincinnati	68	62	4	6.5	12	17.6	0	15	26.4
8)	Houston	76	73	11	15.1	41	53.9	0	13	26.1
9)	Miami	89	85	11	12.9	40	44.9	1	18	26.0
10)	Kansas City	93	90	15	16.7	33	35.5	0	10	25.8
11)	Jacksonville	84	81	14	17.3	38	45.2	1	13	25.7
12)	Indianapolis	76	72	18	25.0	39	51.3	1	11	25.1
13)	Tennessee	84	82	12	14.6	34	40.5	2	13	24.9
14)	Denver	80	78	21	26.9	46	57.5	2	13	24.1
15)	New England	64	63	9	14.3	30	46.9	0	13	23.4
16)	Oakland	86	84	19	22.6	27	31.4	1	18	22.8
	Totals	1234	1193	184	15.4	488	40.9	16	197	26.4

AFC / KICKOFFS (Kicking Team)

Rank	Team	TotKO	AdjKO	TB	TB%	EZ	EZ%	OB	I20	Avg.Start
1)	Denver	78	75	28	37.3	48	61.5	0	13	22.9
2)	Indianapolis	83	82	22	26.8	56	67.5	1	13	25.1
3)	Jacksonville	65	63	17	27.0	33	50.8	1	11	25.5
4)	Baltimore	84	81	4	4.9	22	26.2	1	14	25.6
5)	Houston	82	81	10	12.3	37	45.1	1	13	25.7
6)	Cleveland	65	60	6	10.0	17	26.2	3	12	25.8
7)	Buffalo	69	68	6	8.8	19	27.5	1	12	26.1
8)	New England	91	89	21	23.6	47	51.6	0	7	26.2
9)	New York Jets	82	79	10	12.7	34	41.5	1	16	26.4
10)	Kansas City	73	66	7	10.6	29	39.7	1	11	27.0
11)	Miami	82	77	7	9.1	26	31.7	1	11	27.2
12)	San Diego	97	94	9	9.6	20	20.6	0	11	27.7
13)	Tennessee	81	78	7	9.0	32	39.5	1	9	27.9
14)	Cincinnati	69	69	8	11.6	19	27.5	3	8	28.0
15)	Oakland	59	58	17	29.3	30	50.8	0	5	28.7
16)	Pittsburgh	81	80	3	3.8	9	11.1	0	13	31.3
	Totals	1241	1200	182	15.2	478	39.8	15	179	26.7

Note: Average team drive start DOES NOT include onside kicks or kickoffs at the end of a half unless either kickoff is returned for a touchdown. All other kickoffs (returned kickoffs, fair catches, touchback and kickoffs out of bounds) are included. Kickoffs resulting in the kicking team retaining possession are not included.

ADJ KO: Adjusted kickoffs are used to compute the Avg. Team Drive Start.

I20: The number of drives that start inside (not including) the 20 yd line.

WEEK 17 / THROUGH SUNDAY, JANUARY 3, 2010

NFC / KICKOFFS (Receiving Team)

Rank	Team	TotKO	AdjKO	TB	TB%	EZ	EZ%	OB	I20	Avg.Start
1)	Minnesota	72	67	11	16.4	23	31.9	1	8	31.2
2)	Chicago	85	82	3	3.7	20	23.5	2	14	30.9
3)	New Orleans	75	71	15	21.1	36	48.0	0	8	28.4
4)	Green Bay	65	61	5	8.2	14	21.5	2	7	27.3
5)	Detroit	106	102	9	8.8	31	29.2	1	15	27.0
6)	Atlanta	73	69	17	24.6	38	52.1	1	6	26.4
7)	Philadelphia	77	68	14	20.6	25	32.5	2	12	26.2
8)	Tampa Bay	88	87	24	27.6	51	58.0	0	7	25.8
9)	Seattle	81	78	19	24.4	39	48.1	1	11	25.4
10)	Carolina	73	72	20	27.8	30	41.1	2	8	25.2
11)	New York Giants	89	82	14	17.1	31	34.8	0	8	25.0
12)	St. Louis	87	85	10	11.8	38	43.7	1	16	25.0
13)	San Francisco	69	65	16	24.6	30	43.5	0	10	24.8
14)	Dallas	60	57	11	19.3	25	41.7	0	14	24.7
15)	Arizona	72	72	17	23.6	39	54.2	1	16	24.4
16)	Washington	78	75	12	16.0	29	37.2	0	12	24.1
	Totals	1250	1193	217	18.2	499	41.8	14	172	26.4

NFC / KICKOFFS (Kicking Team)

Rank	Team	TotKO	AdjKO	TB	TB%	EZ	EZ%	OB	I20	Avg.Start
1)	Atlanta	76	72	28	38.9	49	64.5	0	18	21.4
2)	Dallas	79	73	29	39.7	46	58.2	0	11	22.8
3)	Seattle	69	66	22	33.3	44	63.8	0	10	24.2
4)	San Francisco	73	72	6	8.3	26	35.6	1	18	24.6
5)	Tampa Bay	58	53	9	17.0	18	31.0	0	11	24.8
6)	New Orleans	104	101	28	27.7	60	57.7	2	14	25.5
7)	Arizona	78	76	14	18.4	32	41.0	2	13	25.8
8)	Washington	69	65	8	12.3	15	21.7	2	12	26.1
9)	St. Louis	53	51	8	15.7	25	47.2	1	7	26.1
10)	Carolina	72	70	21	30.0	41	56.9	0	8	26.7
11)	Philadelphia	94	87	11	12.6	33	35.1	1	6	27.1
12)	Minnesota	98	96	5	5.2	22	22.4	1	18	27.5
13)	New York Giants	86	81	6	7.4	24	27.9	1	11	27.6
14)	Chicago	73	70	8	11.4	25	34.2	1	6	27.7
15)	Detroit	64	61	4	6.6	16	25.0	1	12	28.7
16)	Green Bay	97	92	12	13.0	33	34.0	2	15	28.9
	Totals	1243	1186	219	18.5	509	42.9	15	190	26.0

Note: Average team drive start DOES NOT include onside kicks or kickoffs at the end of a half unless either kickoff is returned for a touchdown. All other kickoffs (returned kickoffs, fair catches, touchback and kickoffs out of bounds) are included. Kickoffs resulting in the kicking team retaining possession are not included.

ADJ KO: Adjusted kickoffs are used to compute the Avg. Team Drive Start.

I20: The number of drives that start inside (not including) the 20 yd line.

WEEK 17 / THROUGH SUNDAY, JANUARY 3, 2010

NFL / KICKOFFS (Receiving Team)

Rank	Team	TotKO	AdjKO	TB	TB%	EZ	EZ%	OB	I20	Avg.Start
1)	Cleveland	81	81	8	9.9	26	32.1	3	12	31.4
2)	Minnesota	72	67	11	16.4	23	31.9	1	8	31.2
3)	Chicago	85	82	3	3.7	20	23.5	2	14	30.9
4)	Baltimore	67	66	8	12.1	21	31.3	0	9	29.5
5)	Pittsburgh	75	73	6	8.2	20	26.7	0	7	28.8
6)	New Orleans	75	71	15	21.1	36	48.0	0	8	28.4
7)	San Diego	77	72	8	11.1	23	29.9	1	10	27.9
8)	Buffalo	74	73	7	9.6	28	37.8	2	12	27.5
9)	Green Bay	65	61	5	8.2	14	21.5	2	7	27.3
10)	New York Jets	60	58	13	22.4	30	50.0	2	10	27.3
11)	Detroit	106	102	9	8.8	31	29.2	1	15	27.0
12)	Atlanta	73	69	17	24.6	38	52.1	1	6	26.4
13)	Cincinnati	68	62	4	6.5	12	17.6	0	15	26.4
14)	Philadelphia	77	68	14	20.6	25	32.5	2	12	26.2
15)	Houston	76	73	11	15.1	41	53.9	0	13	26.1
16)	Miami	89	85	11	12.9	40	44.9	1	18	26.0
17)	Tampa Bay	88	87	24	27.6	51	58.0	0	7	25.8
18)	Kansas City	93	90	15	16.7	33	35.5	0	10	25.8
19)	Jacksonville	84	81	14	17.3	38	45.2	1	13	25.7
20)	Seattle	81	78	19	24.4	39	48.1	1	11	25.4
21)	Carolina	73	72	20	27.8	30	41.1	2	8	25.2
22)	Indianapolis	76	72	18	25.0	39	51.3	1	11	25.1
23)	New York Giants	89	82	14	17.1	31	34.8	0	8	25.0
24)	St. Louis	87	85	10	11.8	38	43.7	1	16	25.0
25)	Tennessee	84	82	12	14.6	34	40.5	2	13	24.9
26)	San Francisco	69	65	16	24.6	30	43.5	0	10	24.8
27)	Dallas	60	57	11	19.3	25	41.7	0	14	24.7
28)	Arizona	72	72	17	23.6	39	54.2	1	16	24.4
29)	Washington	78	75	12	16.0	29	37.2	0	12	24.1
30)	Denver	80	78	21	26.9	46	57.5	2	13	24.1
31)	New England	64	63	9	14.3	30	46.9	0	13	23.4
32)	Oakland	86	84	19	22.6	27	31.4	1	18	22.8
	Totals	2484	2386	401	16.8	987	41.4	30	369	26.4

Note: Average opponent drive start DOES NOT include outside kicks or kickoffs at the end of a half unless either kickoff is returned for a touchdown. All other kickoffs (returned kickoffs, fair catches, touchback and kickoffs out of bounds) are included. Kickoffs resulting in the kicking team retaining possession are not included.

ADJ KO: Adjusted kickoffs are used to compute the Avg. Team Drive Start.
 I20: The number of drives that start inside (not including) the 20 yd line.

WEEK 17 / THROUGH SUNDAY, JANUARY 3, 2010

NFL / KICKOFFS (Kicking Team)

Rank	Team	TotKO	AdjKO	TB	TB%	EZ	EZ%	OB	I20	Avg.Start
1)	Atlanta	76	72	28	38.9	49	64.5	0	18	21.4
2)	Dallas	79	73	29	39.7	46	58.2	0	11	22.8
3)	Denver	78	75	28	37.3	48	61.5	0	13	22.9
4)	Seattle	69	66	22	33.3	44	63.8	0	10	24.2
5)	San Francisco	73	72	6	8.3	26	35.6	1	18	24.6
6)	Tampa Bay	58	53	9	17.0	18	31.0	0	11	24.8
7)	Indianapolis	83	82	22	26.8	56	67.5	1	13	25.1
8)	Jacksonville	65	63	17	27.0	33	50.8	1	11	25.5
9)	New Orleans	104	101	28	27.7	60	57.7	2	14	25.5
10)	Baltimore	84	81	4	4.9	22	26.2	1	14	25.6
11)	Houston	82	81	10	12.3	37	45.1	1	13	25.7
12)	Cleveland	65	60	6	10.0	17	26.2	3	12	25.8
13)	Arizona	78	76	14	18.4	32	41.0	2	13	25.8
14)	Buffalo	69	68	6	8.8	19	27.5	1	12	26.1
15)	Washington	69	65	8	12.3	15	21.7	2	12	26.1
16)	St. Louis	53	51	8	15.7	25	47.2	1	7	26.1
17)	New England	91	89	21	23.6	47	51.6	0	7	26.2
18)	New York Jets	82	79	10	12.7	34	41.5	1	16	26.4
19)	Carolina	72	70	21	30.0	41	56.9	0	8	26.7
20)	Kansas City	73	66	7	10.6	29	39.7	1	11	27.0
21)	Philadelphia	94	87	11	12.6	33	35.1	1	6	27.1
22)	Miami	82	77	7	9.1	26	31.7	1	11	27.2
23)	Minnesota	98	96	5	5.2	22	22.4	1	18	27.5
24)	New York Giants	86	81	6	7.4	24	27.9	1	11	27.6
25)	San Diego	97	94	9	9.6	20	20.6	0	11	27.7
26)	Chicago	73	70	8	11.4	25	34.2	1	6	27.7
27)	Tennessee	81	78	7	9.0	32	39.5	1	9	27.9
28)	Cincinnati	69	69	8	11.6	19	27.5	3	8	28.0
29)	Oakland	59	58	17	29.3	30	50.8	0	5	28.7
30)	Detroit	64	61	4	6.6	16	25.0	1	12	28.7
31)	Green Bay	97	92	12	13.0	33	34.0	2	15	28.9
32)	Pittsburgh	81	80	3	3.8	9	11.1	0	13	31.3
	Totals	2484	2386	401	16.8	987	41.4	30	369	26.4

Note: Average team drive start DOES NOT include onside kicks or kickoffs at the end of a half unless either kickoff is returned for a touchdown. All other kickoffs (returned kickoffs, fair catches, touchback and kickoffs out of bounds) are included. Kickoffs resulting in the kicking team retaining possession are not included.

ADJ KO: Adjusted kickoffs are used to compute the Avg. Team Drive Start.

I20: The number of drives that start inside (not including) the 20 yd line.

WEEK 17 / THROUGH SUNDAY, JANUARY 3, 2010

AFC / TEAM/OFFENSE INSIDE THE 20

Rank	Team	Poss	Pts	TD	TD%	FG	Score	Score%
1)	Indianapolis	53	280	35	66.0	12	47	88.7
2)	Miami	54	274	33	61.1	15	48	88.9
3)	Tennessee	39	184	22	56.4	10	32	82.1
4)	San Diego	63	303	34	54.0	22	56	88.9
5)	Baltimore	57	252	30	52.6	14	44	77.2
6)	Houston	63	282	33	52.4	17	50	79.4
7)	New England	65	296	34	52.3	20	54	83.1
8)	Jacksonville	47	200	24	51.1	11	35	74.5
9)	Cincinnati	50	230	25	50.0	18	43	86.0
10)	New York Jets	49	220	24	49.0	18	42	85.7
11)	Pittsburgh	56	255	27	48.2	22	49	87.5
12)	Denver	52	231	25	48.1	19	44	84.6
13)	Kansas City	38	174	18	47.4	16	34	89.5
14)	Cleveland	39	169	17	43.6	17	34	87.2
15)	Oakland	29	117	12	41.4	11	23	79.3
16)	Buffalo	38	147	12	31.6	21	33	86.8

AFC / OPPONENTS/DEFENSE INSIDE THE 20

Rank	Team	Poss	Pts	TD	TD%	FG	Score	Score%
1)	Baltimore	43	183	18	41.9	19	37	86.0
2)	New York Jets	33	135	14	42.4	13	27	81.8
3)	Cleveland	57	243	25	43.9	23	48	84.2
4)	Pittsburgh	42	179	19	45.2	15	34	81.0
5)	Miami	51	219	24	47.1	18	42	82.4
6)	Cincinnati	40	180	19	47.5	16	35	87.5
7)	Oakland	65	277	31	47.7	20	51	78.5
8)	Indianapolis	51	219	25	49.0	15	40	78.4
9)	Denver	48	212	24	50.0	15	39	81.3
10)	San Diego	55	263	29	52.7	20	49	89.1
11)	Buffalo	50	242	27	54.0	18	45	90.0
12)	New England	40	180	22	55.0	9	31	77.5
13)	Jacksonville	52	253	29	55.8	17	46	88.5
14)	Kansas City	53	258	30	56.6	16	46	86.8
15)	Tennessee	56	283	33	58.9	17	50	89.3
16)	Houston	37	192	24	64.9	8	32	86.5

NFC / TEAM/OFFENSE INSIDE THE 20

Rank	Team	Poss	Pts	TD	TD%	FG	Score	Score%
1)	Arizona	54	295	38	70.4	10	48	88.9
2)	Minnesota	69	350	43	62.3	17	60	87.0
3)	San Francisco	39	191	23	59.0	10	33	84.6
4)	New Orleans	71	342	41	57.7	19	60	84.5
5)	Washington	46	224	26	56.5	15	41	89.1
6)	Green Bay	62	297	34	54.8	20	54	87.1
7)	Dallas	50	224	26	52.0	14	40	80.0
8)	Atlanta	56	250	29	51.8	16	45	80.4
9)	Tampa Bay	31	130	16	51.6	6	22	71.0
10)	Carolina	40	182	20	50.0	14	34	85.0
11)	New York Giants	56	248	27	48.2	20	47	83.9
12)	Philadelphia	52	238	25	48.1	21	46	88.5
13)	Detroit	36	154	17	47.2	12	29	80.6
14)	Chicago	51	214	24	47.1	15	39	76.5
15)	Seattle	48	185	19	39.6	18	37	77.1
16)	St. Louis	34	106	11	32.4	10	21	61.8

NFC / OPPONENTS/DEFENSE INSIDE THE 20

Rank	Team	Poss	Pts	TD	TD%	FG	Score	Score%
1)	Washington	41	176	16	39.0	21	37	90.2
2)	New Orleans	56	213	22	39.3	20	42	75.0
3)	San Francisco	47	186	19	40.4	18	37	78.7
4)	Minnesota	40	174	18	45.0	17	35	87.5
5)	Arizona	47	199	22	46.8	15	37	78.7
6t)	Carolina	50	215	25	50.0	14	39	78.0
6t)	Tampa Bay	50	221	25	50.0	16	41	82.0
8)	Atlanta	51	217	26	51.0	12	38	74.5
9)	Detroit	71	325	37	52.1	22	59	83.1
10)	Dallas	32	159	18	56.3	11	29	90.6
11)	Seattle	55	254	31	56.4	12	43	78.2
12)	Philadelphia	51	243	29	56.9	13	42	82.4
13)	Green Bay	46	217	28	60.9	7	35	76.1
14)	St. Louis	59	296	36	61.0	15	51	86.4
15)	Chicago	56	293	37	66.1	12	49	87.5
16)	New York Giants	62	338	42	67.7	16	58	93.5

WEEK 17 / THROUGH SUNDAY, JANUARY 3, 2010

NFL / TEAM/OFFENSE INSIDE THE 20

Rank	Team	Poss	Pts	TD	TD%	FG	Score	Score%
1)	Arizona	54	295	38	70.4	10	48	88.9
2)	Indianapolis	53	280	35	66.0	12	47	88.7
3)	Minnesota	69	350	43	62.3	17	60	87.0
4)	Miami	54	274	33	61.1	15	48	88.9
5)	San Francisco	39	191	23	59.0	10	33	84.6
6)	New Orleans	71	342	41	57.7	19	60	84.5
7)	Washington	46	224	26	56.5	15	41	89.1
8)	Tennessee	39	184	22	56.4	10	32	82.1
9)	Green Bay	62	297	34	54.8	20	54	87.1
10)	San Diego	63	303	34	54.0	22	56	88.9
11)	Baltimore	57	252	30	52.6	14	44	77.2
12)	Houston	63	282	33	52.4	17	50	79.4
13)	New England	65	296	34	52.3	20	54	83.1
14)	Dallas	50	224	26	52.0	14	40	80.0
15)	Atlanta	56	250	29	51.8	16	45	80.4
16)	Tampa Bay	31	130	16	51.6	6	22	71.0
17)	Jacksonville	47	200	24	51.1	11	35	74.5
18t)	Carolina	40	182	20	50.0	14	34	85.0
18t)	Cincinnati	50	230	25	50.0	18	43	86.0
20)	New York Jets	49	220	24	49.0	18	42	85.7
21t)	New York Giants	56	248	27	48.2	20	47	83.9
21t)	Pittsburgh	56	255	27	48.2	22	49	87.5
23t)	Denver	52	231	25	48.1	19	44	84.6
23t)	Philadelphia	52	238	25	48.1	21	46	88.5
25)	Kansas City	38	174	18	47.4	16	34	89.5
26)	Detroit	36	154	17	47.2	12	29	80.6
27)	Chicago	51	214	24	47.1	15	39	76.5
28)	Cleveland	39	169	17	43.6	17	34	87.2
29)	Oakland	29	117	12	41.4	11	23	79.3
30)	Seattle	48	185	19	39.6	18	37	77.1
31)	St. Louis	34	106	11	32.4	10	21	61.8
32)	Buffalo	38	147	12	31.6	21	33	86.8

NFL / OPPONENTS/DEFENSE INSIDE THE 20

Rank	Team	Poss	Pts	TD	TD%	FG	Score	Score%
1)	Washington	41	176	16	39.0	21	37	90.2
2)	New Orleans	56	213	22	39.3	20	42	75.0
3)	San Francisco	47	186	19	40.4	18	37	78.7
4)	Baltimore	43	183	18	41.9	19	37	86.0
5)	New York Jets	33	135	14	42.4	13	27	81.8
6)	Cleveland	57	243	25	43.9	23	48	84.2
7)	Minnesota	40	174	18	45.0	17	35	87.5
8)	Pittsburgh	42	179	19	45.2	15	34	81.0
9)	Arizona	47	199	22	46.8	15	37	78.7
10)	Miami	51	219	24	47.1	18	42	82.4
11)	Cincinnati	40	180	19	47.5	16	35	87.5
12)	Oakland	65	277	31	47.7	20	51	78.5
13)	Indianapolis	51	219	25	49.0	15	40	78.4
14t)	Carolina	50	215	25	50.0	14	39	78.0
14t)	Denver	48	212	24	50.0	15	39	81.3
14t)	Tampa Bay	50	221	25	50.0	16	41	82.0
17)	Atlanta	51	217	26	51.0	12	38	74.5
18)	Detroit	71	325	37	52.1	22	59	83.1
19)	San Diego	55	263	29	52.7	20	49	89.1
20)	Buffalo	50	242	27	54.0	18	45	90.0
21)	New England	40	180	22	55.0	9	31	77.5
22)	Jacksonville	52	253	29	55.8	17	46	88.5
23)	Dallas	32	159	18	56.3	11	29	90.6
24)	Seattle	55	254	31	56.4	12	43	78.2
25)	Kansas City	53	258	30	56.6	16	46	86.8
26)	Philadelphia	51	243	29	56.9	13	42	82.4
27)	Tennessee	56	283	33	58.9	17	50	89.3
28)	Green Bay	46	217	28	60.9	7	35	76.1
29)	St. Louis	59	296	36	61.0	15	51	86.4
30)	Houston	37	192	24	64.9	8	32	86.5
31)	Chicago	56	293	37	66.1	12	49	87.5
32)	New York Giants	62	338	42	67.7	16	58	93.5

WEEK 17 / THROUGH SUNDAY, JANUARY 3, 2010

AFC / FIRST-DOWN PLAYS BY TEAMS

Rank	Team	Yds/Play	Plays	Yards
1)	New England	6.16	493	3037
2)	Pittsburgh	6.14	465	2853
3)	Houston	6.10	480	2930
4)	Baltimore	5.92	453	2683
5)	Indianapolis	5.82	451	2626
6)	Tennessee	5.65	429	2422
7)	Jacksonville	5.62	433	2435
8)	Denver	5.40	454	2451
9)	New York Jets	5.28	437	2307
10)	San Diego	5.15	441	2272
11)	Cincinnati	5.07	434	2202
12)	Miami	5.00	465	2323
13)	Oakland	4.91	404	1982
14)	Buffalo	4.85	389	1887
15)	Kansas City	4.83	428	2069
16)	Cleveland	4.50	400	1799
	TOTAL	5.42	7056	38278

AFC / FIRST-DOWN PLAYS BY OPPONENTS

Rank	Team	Yds/Play	Plays	Yards
1)	New York Jets	4.18	396	1656
2)	Cincinnati	4.60	425	1957
3)	Indianapolis	4.82	465	2241
4)	Baltimore	4.94	428	2116
5)	Pittsburgh	5.01	414	2074
6)	Denver	5.23	440	2301
7)	Houston	5.26	437	2300
8)	San Diego	5.36	437	2344
9)	Buffalo	5.46	460	2513
10)	Jacksonville	5.60	431	2415
11)	New England	5.72	426	2438
12)	Cleveland	5.76	471	2712
13)	Miami	5.91	440	2600
14)	Tennessee	6.03	458	2763
15)	Oakland	6.07	459	2785
16)	Kansas City	6.29	470	2954
	TOTAL	5.41	7057	38169

NFC / FIRST-DOWN PLAYS BY TEAMS

Rank	Team	Yds/Play	Plays	Yards
1)	Dallas	6.52	466	3037
2)	Philadelphia	6.50	437	2840
3)	New Orleans	6.25	473	2957
4)	New York Giants	5.86	455	2665
5)	Arizona	5.86	467	2735
6)	Minnesota	5.54	471	2608
7)	Washington	5.39	417	2246
8)	Seattle	5.31	452	2402
9)	Green Bay	5.15	465	2397
10)	Chicago	5.02	417	2095
11)	San Francisco	4.95	394	1950
12)	Detroit	4.89	445	2178
13)	Tampa Bay	4.71	409	1926
14)	Atlanta	4.70	451	2118
15)	St. Louis	4.65	418	1943
16)	Carolina	4.54	439	1993
	TOTAL	5.38	7076	38090

NFC / FIRST-DOWN PLAYS BY OPPONENTS

Rank	Team	Yds/Play	Plays	Yards
1)	Dallas	4.78	435	2079
2)	Minnesota	4.80	418	2005
3)	San Francisco	4.94	452	2234
4)	Green Bay	4.95	408	2019
5)	Philadelphia	5.04	442	2226
6)	Carolina	5.05	437	2208
7)	Washington	5.13	423	2170
8)	Tampa Bay	5.47	460	2514
9)	Atlanta	5.47	434	2372
10)	Chicago	5.47	460	2515
11)	New Orleans	5.48	458	2512
12)	Arizona	5.62	442	2483
13)	New York Giants	5.68	427	2424
14)	Seattle	5.70	450	2563
15)	St. Louis	6.23	462	2876
16)	Detroit	6.42	467	2999
	TOTAL	5.40	7075	38199

WEEK 17 / THROUGH SUNDAY, JANUARY 3, 2010

NFL / FIRST-DOWN PLAYS BY TEAMS

Rank	Team	Yds/Play	Plays	Yards
1)	Dallas	6.52	466	3037
2)	Philadelphia	6.50	437	2840
3)	New Orleans	6.25	473	2957
4)	New England	6.16	493	3037
5)	Pittsburgh	6.14	465	2853
6)	Houston	6.10	480	2930
7)	Baltimore	5.92	453	2683
8)	New York Giants	5.86	455	2665
9)	Arizona	5.86	467	2735
10)	Indianapolis	5.82	451	2626
11)	Tennessee	5.65	429	2422
12)	Jacksonville	5.62	433	2435
13)	Minnesota	5.54	471	2608
14)	Denver	5.40	454	2451
15)	Washington	5.39	417	2246
16)	Seattle	5.31	452	2402
17)	New York Jets	5.28	437	2307
18)	Green Bay	5.15	465	2397
19)	San Diego	5.15	441	2272
20)	Cincinnati	5.07	434	2202
21)	Chicago	5.02	417	2095
22)	Miami	5.00	465	2323
23)	San Francisco	4.95	394	1950
24)	Oakland	4.91	404	1982
25)	Detroit	4.89	445	2178
26)	Buffalo	4.85	389	1887
27)	Kansas City	4.83	428	2069
28)	Tampa Bay	4.71	409	1926
29)	Atlanta	4.70	451	2118
30)	St. Louis	4.65	418	1943
31)	Carolina	4.54	439	1993
32)	Cleveland	4.50	400	1799
	TOTAL	5.40	14132	76368

NFL / FIRST-DOWN PLAYS BY OPPONENTS

Rank	Team	Yds/Play	Plays	Yards
1)	New York Jets	4.18	396	1656
2)	Cincinnati	4.60	425	1957
3)	Dallas	4.78	435	2079
4)	Minnesota	4.80	418	2005
5)	Indianapolis	4.82	465	2241
6)	San Francisco	4.94	452	2234
7)	Baltimore	4.94	428	2116
8)	Green Bay	4.95	408	2019
9)	Pittsburgh	5.01	414	2074
10)	Philadelphia	5.04	442	2226
11)	Carolina	5.05	437	2208
12)	Washington	5.13	423	2170
13)	Denver	5.23	440	2301
14)	Houston	5.26	437	2300
15)	San Diego	5.36	437	2344
16)	Buffalo	5.46	460	2513
17)	Tampa Bay	5.47	460	2514
18)	Atlanta	5.47	434	2372
19)	Chicago	5.47	460	2515
20)	New Orleans	5.48	458	2512
21)	Jacksonville	5.60	431	2415
22)	Arizona	5.62	442	2483
23)	New York Giants	5.68	427	2424
24)	Seattle	5.70	450	2563
25)	New England	5.72	426	2438
26)	Cleveland	5.76	471	2712
27)	Miami	5.91	440	2600
28)	Tennessee	6.03	458	2763
29)	Oakland	6.07	459	2785
30)	St. Louis	6.23	462	2876
31)	Kansas City	6.29	470	2954
32)	Detroit	6.42	467	2999
	TOTAL	5.40	14132	76368

WEEK 17 / THROUGH SUNDAY, JANUARY 3, 2010

OFFENSE	NFL/Avg
GAMES (Won-Lost)	---
FIRST DOWNS	299.0
Rushing	96.2
Passing	179.6
Penalty	23.3
YDS GAINED (tot)	5362.1
Avg per Game	335.1
RUSHING (net)	1866.7
Avg per Game	116.7
Rushes	440.2
Yards per Rush	4.2
PASSING (net)	3495.4
Avg per Game	218.5
Passes Att.	532.3
Completed	324.2
Pct Completed	60.9
Yards Gained	3716.2
Sacked	34.4
Yards Lost	220.8
Had intercepted	16.4
Yards Opp Ret	239.1
Opp TDs on Int	1.5
PUNTS	76.6
Avg Yards	44.0
PUNT RETURNS	36.9
Avg Return	8.5
Returned for TD	0.3
KICKOFF RETURNS	62.6
Avg Return	22.6
Returned for TD	0.6
PENALTIES	94.7
Yards Penalized	778.8
FUMBLES BY	23.4
Fumbles Lost	10.8
Opp Fumbles	23.4
Opp Fum Lost	10.8
POSS. TIME (avg)	30:00
TOUCHDOWNS	39.0
Rushing	13.4
Passing	22.2
Returns	3.4
EXTRA-PT KICKS	98%
2-PT CONVERSIONS	40%
FIELD GOALS/FGA	24/29
POINTS SCORED	343.5

DEFENSE	NFL/Avg
POINTS ALLOWED	343.5
OPP FIRST DOWNS	299.0
Rushing	96.2
Passing	179.6
Penalty	23.3
OPP YARDS GAINED	5362.1
Avg per Game	335.1
OPP RUSHING (net)	1866.7
Avg per Game	116.7
Rushes	440.2
Yards per Rush	4.2
OPP PASSING (net)	3495.4
Avg per Game	218.5
Passes Att.	532.3
Completed	324.2
Pct Completed	60.9
Sacked	34.4
Yards Lost	220.8
INTERCEPTED BY	16.4
Yards Returned	239.1
Returned for TD	1.5
OPP PUNT RETURNS	36.9
Avg return	8.5
OPP KICKOFF RET	62.6
Avg return	22.6
OPP TOUCHDOWNS	39.0
Rushing	13.4
Passing	22.2
Returns	3.4