



# JACKSONVILLE JAGUARS

## NEWS RELEASE

FOR IMMEDIATE RELEASE

CONTACT: Dan Edwards

Rick Korch

Brent Williamson

(904) 633-6000

FAX (904) 633-6055

[www.jaguars.com](http://www.jaguars.com)

January 10, 2002

## JAGUARS FINISH 2001 SEASON WITH 6-10 RECORD; COUGHLIN SAYS IT'S TIME TO 'REJUVENATE'

**2001 IN REVIEW:** The Jacksonville Jaguars finished their 2001 season with a 6-10 record after losing their final two games. The record is their worst since their inaugural season of 1995, and they had back-to-back losing seasons for the first time in franchise history.

Rebuild ... rejuvenate ... revamp ... resurge ... it's time for the Jaguars to get back to winning ways, as owner Wayne Weaver and head coach Tom Coughlin set their focus on turning the team around and making it competitive again.

"Nobody likes to use the word 'rebuild,'" said Coughlin. "I don't know what the right word is, but finding the right combination of people that can start us in the direction of winning again is the key issue. We have to rejuvenate ourselves — I like that word a lot better — rejuvenate ourselves to the point where we can be competitive. It can be looked at any way you want. A new start. A new division. Some new direction. New thought. Certainly, no one is satisfied with where we are."

Added Weaver, "The word 'rebuild' has a negative connotation, but it doesn't have to be a negative. We still want to win football games. We still know that we have some football players that can help us over the long term get back to the status that we were at a couple of years ago."

The Jaguars head into the offseason first with the mission of solving their salary cap problems, as some key players may have to be released. After that is the process of player procurement, both through free agency and the college draft

"There will have to be some very difficult decisions made in this offseason," said Coughlin. "I do expect that we will do everything in our power to alleviate some of our unfortunate cap problems. The reality is there. We're not in a great situation right now. We're at a relatively low ebb. We're going to have to do something about our roster. We're going to have to do some things that haven't been experienced here before, and we're going to have to put the mouthpiece in and do it. I don't see any other way around it. I'm not going to make any excuses to anyone. I certainly understand where our fans are coming from when they feel frustrated because I feel just as frustrated, and I'm sure the players do, too. The only thing that I can say is we will try with all of our ability, all of our power, all of our might, to get this turned around as fast as we possibly can."

Here's a summary of the 2001 Jacksonville Jaguars:

- Finished fifth (tied) in the AFC Central Division with a 6-10 record
- Lost six games in the final 5 minutes and 13 seconds
- Are one of only eight teams that have been in the playoffs four of the last six seasons. Miami and Minnesota have been in the playoffs five times since 1996. Joining Jacksonville with four postseason appearances in the last six seasons are Denver, New England, Green Bay, San Francisco and Tampa Bay
- Won three road games in three consecutive weeks over the Bengals, Browns and Vikings to become the first team to do so since the 1997 Green Bay Packers
- Won three of eight games at ALLTEL Stadium. In seven years, they are 37-19 at home
- Won three games on the road. Over the last six seasons, they are 23-19 on the road.
- Won five of 10 games in the division
- The franchise's seven-year record in the regular season moves to 62-50
- The offense ranked 20th in the NFL in yards gained (26th rushing, 18th passing)
- The defense ranked 16th in the NFL (tied) in yards allowed (10th rushing, 22nd passing)
- Allowed only 286 points (17.9 per game), fourth lowest in the AFC
- Scored 294 points (18.4 per game)
- Had two receivers with more than 90 receptions and 1,100 yards — Jimmy Smith (112, 1,373) and Keenan McCardell (93, 1,110). Smith was one catch short of tying for the league lead. The two players tied the NFL record with their fourth year of both players having 1,000 yards receiving in the same season.
- WR Jimmy Smith was selected to his fifth consecutive Pro Bowl
- RB Stacey Mack replaced an injured Fred Taylor and rushed for 877 yards, the fourth-highest season total in franchise history
- Averaged 60,443 in attendance in 2001, and average 66,326 in seven seasons
- Will select ninth in the 2002 NFL Draft (April 20-21), their highest position since 1998, when they drafted Fred Taylor on the ninth pick (a choice obtained in a trade)

**2002 SCHEDULE:** The Jaguars will play the following schedule in 2002 (dates and times will be announced in April):

| <u>HOME</u>         | <u>AWAY</u>        |
|---------------------|--------------------|
| Houston Texans      | Houston Texans     |
| Indianapolis Colts  | Indianapolis Colts |
| Tennessee Titans    | Tennessee Titans   |
| Cleveland Browns    | Baltimore Ravens   |
| Pittsburgh Steelers | Cincinnati Bengals |
| New York Jets       | Kansas City Chiefs |
| Philadelphia Eagles | Dallas Cowboys     |
| Washington Redskins | New York Giants    |

The Jaguars have faced 30 of the 32 current teams in the NFL and have never played the Houston Texans and San Diego Chargers.

In the 2002 preseason, the Jaguars will play at the Atlanta Falcons, host the Tampa Bay Buccaneers, travel to Champaign, Ill. to face the Chicago Bears, and host the Dallas Cowboys. Dates and times have not been set.

**FINAL 2001 AFC CENTRAL DIVISION STANDINGS:** The Jaguars finished the 2001 regular season with a 6-10 record and tied in fifth place. Here are the final 2001 AFC Central Division standings:

| <u>TEAM</u>         | <u>W</u> | <u>L</u>  | <u>T</u> | <u>PCT.</u> | <u>PTS.</u> | <u>OPP.</u> | <u>HOME</u> | <u>AWAY</u> | <u>AFC</u> | <u>NFC</u> | <u>DIV</u> |
|---------------------|----------|-----------|----------|-------------|-------------|-------------|-------------|-------------|------------|------------|------------|
| Pittsburgh          | 13       | 3         | 0        | .812        | 352         | 212         | 7-1         | 6-2         | 10-3       | 3-0        | 7-3        |
| Baltimore           | 10       | 6         | 0        | .625        | 303         | 265         | 6-2         | 4-4         | 8-4        | 2-2        | 6-4        |
| Cleveland           | 7        | 9         | 0        | .438        | 285         | 319         | 4-4         | 3-5         | 6-7        | 1-2        | 5-5        |
| Tennessee           | 7        | 9         | 0        | .438        | 336         | 388         | 3-5         | 4-4         | 4-8        | 3-1        | 3-7        |
| <b>Jacksonville</b> | <b>6</b> | <b>10</b> | <b>0</b> | <b>.375</b> | <b>294</b>  | <b>286</b>  | <b>3-5</b>  | <b>3-5</b>  | <b>5-8</b> | <b>1-2</b> | <b>5-5</b> |
| Cincinnati          | 6        | 10        | 0        | .375        | 226         | 309         | 4-4         | 2-6         | 5-8        | 1-2        | 4-6        |

**A LOOK AT THE AFC SOUTH:** The Jaguars will move into the AFC South Division in 2002, along with the Indianapolis Colts, Tennessee Titans and expansion Houston Texans. Here's how they fared in 2001 and over the last three seasons:

| <u>TEAM</u>         | <u>W</u> | <u>L</u>  | <u>T</u> | <u>PCT.</u> | <u>PTS.</u> | <u>OPP.</u> | <u>RECORD 1999-2001</u> |
|---------------------|----------|-----------|----------|-------------|-------------|-------------|-------------------------|
| Tennessee           | 7        | 9         | 0        | .438        | 336         | 388         | 33-15                   |
| Indianapolis        | 6        | 10        | 0        | .375        | 413         | 486         | 29-19                   |
| <b>Jacksonville</b> | <b>6</b> | <b>10</b> | <b>0</b> | <b>.375</b> | <b>294</b>  | <b>286</b>  | <b>27-21</b>            |
| Houston Texans      | 0        | 0         | 0        | .000        | 0           | 0           | —                       |

**ON THE INTERNET:** For breaking news, columns, feature stories, press releases, historical information, video highlights, rosters, depth charts and statistics, go to [www.jaguars.com](http://www.jaguars.com). Updated daily, the Jaguars' Official Web Site has been ranked among the 100 Best Sites in the World by *PC Magazine*. The site also features online ticket buying, new merchandise offerings and multimedia, including video of Jaguars television shows and radio broadcasts of games.

**INJURY UPDATE:** A total of six players ended the season on injured reserve: OT Mark Baniewicz (triceps), CB Aaron Beasley (shoulder), OT Tony Boselli (shoulder), CB Fernando Bryant (foot), LB Kevin Hardy (knee) and LB T.J. Slaughter (knee). The five starters on I.R. and RB Fred Taylor (groin) missed a total of 51 games.

The team's offseason conditioning program will begin in late March.

**THE COACH:** Jacksonville head coach Tom Coughlin (62-50 in regular season, 4-4 in postseason) has led the Jaguars to two AFC Central Division championships and two appearances in the AFC Championship game in seven seasons as the only head coach in franchise history. The Jaguars made the playoffs all four seasons from 1996 to '99 — a first for an NFL expansion team. In 1999, the Jaguars had the best record in the NFL (14-2), advancing to the conference championship game before losing to Tennessee. In 1998, Coughlin guided them to their first AFC Central Division championship with an 11-5 record. They defeated the New England Patriots in a Wild-Card game before losing to the New York Jets in the Divisional playoffs. In 1997, the Jaguars were 11-5 and finished second in the AFC Central, and they were defeated by Denver in the Wild-Card playoffs. In their second season in 1996, the Jaguars advanced all the way to the AFC Championship game, finishing the regular season in second place in the division with a 9-7 record. In the playoffs, the Jaguars upset the Bills and Broncos on the road before losing at New England. In 1995, the Jaguars finished with four victories in their inaugural season. Coughlin became head coach of the Jaguars on February 21, 1994 following three successful seasons as head coach at Boston College. He compiled a record of 21-13-1 from 1991 to '93 at Boston College, and had two appearances in bowl games and a ranking of 13th in the final AP poll of 1993. A veteran of 31 years of coaching, he was previously an NFL assistant coach with the New York Giants (wide receivers, 1988-90), Green Bay Packers (wide receivers and passing game coordinator 1986-87) and Philadelphia Eagles (wide receivers, 1984-85).



**COUGHLIN TO ENTER EIGHTH SEASON WITH JAGUARS:** In 2002, Jaguars head coach Tom Coughlin will enter his eighth season as the team's head coach, tied for the third-longest tenure of any NFL coach with his current team. In addition, Coughlin has the fifth-best record of all current NFL coaches in division games (minimum of 20 wins) and the seventh-best record in home games (minimum of 16 home games). Records include all teams coached by an individual during the regular season.

| <u>YEARS WITH CURRENT TEAM</u> |                     |     | <u>RECORDS IN DIVISION GAMES</u> |                     |    |    |   | <u>RECORDS IN HOME GAMES</u> |     |                     |    |    |             |
|--------------------------------|---------------------|-----|----------------------------------|---------------------|----|----|---|------------------------------|-----|---------------------|----|----|-------------|
| RK.                            | COACH               | YRS | RK.                              | COACH               | W  | L  | T | PCT.                         | RK. | COACH               | W  | L  | PCT.        |
| 1.                             | Bill Cowher         | 10  | 1.                               | M. Schottenheimer   | 78 | 38 | 0 | .672                         | 1.  | Mike Holmgren       | 66 | 15 | .815        |
| 2.                             | Jeff Fisher         | 8   | 2.                               | Jim Fassel          | 26 | 13 | 1 | .663                         | 2.  | Steve Mariucci      | 30 | 10 | .750        |
| 3.                             | <b>Tom Coughlin</b> | 7   | 3.                               | Mike Shanahan       | 44 | 24 | 0 | .647                         | 3.  | Mike Shanahan       | 50 | 17 | .746        |
|                                | Mike Shanahan       | 7   | 4.                               | Mike Holmgren       | 52 | 29 | 0 | .642                         | 4.  | M. Schottenheimer   | 89 | 35 | .718        |
| 5.                             | Tony Dungy          | 6   | 5.                               | <b>Tom Coughlin</b> | 39 | 23 | 0 | <b>.629</b>                  | 5.  | Bill Cowher         | 58 | 23 | .716        |
| 6.                             | 4 coaches           | 5   | 6.                               | Steve Mariucci      | 25 | 16 | 0 | .610                         | 6.  | Tony Dungy          | 34 | 14 | .708        |
|                                |                     |     | 7.                               | Bill Cowher         | 48 | 32 | 0 | .600                         | 7.  | <b>Tom Coughlin</b> | 37 | 19 | <b>.660</b> |
|                                |                     |     | 8.                               | Jeff Fisher         | 35 | 26 | 0 | .574                         |     |                     |    |    |             |

**LAST GAME:** The Jaguars lost their season finale to the Chicago Bears 33-13 at Soldier Field, finishing the season 6-10. It marked the first back-to-back losing seasons in franchise history and the team's worst record since its inaugural season of 1995. The loss was the Jaguars' worst in 28 games, as they dropped their final two games of the season. The Bears' Anthony Thomas rushed for 160 yards and a touchdown in leading Chicago, which allowed the fewest points in the NFL and held the Jaguars to two second-half touchdowns. Mark Brunell was intercepted three times and the Jaguars lost a fumble, as the Bears scored 13 points off turnovers, 10 of them in the first half as they took a 13-0 halftime lead. The Jaguars had their opportunities, though. On their second possession, they drove to Chicago's 8-yard line but Brunell was sacked on third down and then Mike Hollis' field goal attempt was blocked. Then, on the first drive of the second half, the Jaguars recovered a Chicago fumble in Bears' territory, but three plays later Brunell was intercepted by Keith Traylor, a 350-pound lineman, who rumbled 67 yards with the ball. The Bears scored in two plays and were up 20-0. Brunell later hooked up with Jimmy Smith and Keenan McCardell for touchdowns.

**NOTES FROM THE BEARS GAME:** The Jaguars are now 5-2 in season finales and 1-2 in road season-enders. Both losses came in the last two years. ... All time, the Jaguars are 4-7 vs. NFC Central teams and 1-2 vs. the Bears. ... The Jaguars are 18-12 in December/January regular-season games. ... The Jaguars allowed 33 points, the most since October 22, 2000, when Washington scored 35. In their last two games, they let up 63 points, their most in a two-game span since 9/25/00 and 10/1/00 (67 points to Indianapolis and Pittsburgh). ... The Jaguars had fewer yards (237 yards to 322), fewer first downs (17 to 19) and less time of possession (24:47 to 35:13). That marked their second-fewest yards in a game all season (the low was 234 yards at Pittsburgh), and the time of possession was the fourth lowest. ... Anthony Thomas was only the second 100-yard rusher vs. the Jaguars this season, after allowing only 264 rushing yards in their previous five games. Thomas ran for the most yards since Seattle's Shawn Alexander had 176 yards on October 7. ... The Jaguars converted only 4 of 11 third downs (36 percent), while the Bears converted 6 of 16 (38 percent). ... The Jaguars had three turnovers (for the second straight week) and one takeaway, putting them at minus-three for the season. ... Mark Brunell completed 19 of 36 passes for 189 yards, two touchdowns and three interceptions for a 51.7 passer rating, his lowest this season for a full game. He was sacked four times. The team allowed 63 sacks, its most ever in a season, topping the 57 allowed in 1995. Brunell threw TD passes to Keenan McCardell and Jimmy Smith, his 12th consecutive game with at least one TD pass, extending his team record (he missed the 11/18/01 game at Pittsburgh with a quadriceps injury). He finished the season with 3,309 passing yards, the third-highest total of his career. He had 19 TD passes for the season, one short of his team record set in 1998 and 2000. ... RB Stacey Mack led the team with 11 carries for 66 yards (6.0 average). His 877 rushing yards this season rank fourth on the team's single-season list behind Fred Taylor (twice) and James Stewart. ... WR Keenan McCardell led the team with nine catches for 93 yards and one TD. He extended his team-best streak to 49 straight games with at least one reception, now the second-longest streak in team history behind Jimmy Smith's mark of 86 straight games. He finished the year with 93 receptions, one shy of his career best set a year ago. McCardell's six TD catches tied his season high set in 1998. ... WR Jimmy Smith caught seven passes for 63 yards. He finished the season with 112 receptions this season, one behind Denver's Rod Smith (who led the league) and four short of his team record. Smith became only the third player in NFL history to catch 110 or more passes in two different seasons. The other players to do so were Jerry Rice and Cris Carter. He finished the year with 1,373 receiving yards, the second-highest single-season total in team history (his record is 1,636 yards in 1999). Smith tied a Jaguars record with his eighth TD catch of the season, matching the marks he set in 1998 and 2000. ... The Smith-McCardell tandem now has 1,061 receptions since 1996, more than any other duo in NFL history over a six-year span. ... MLB Hardy Nickerson led the team with 18 tackles (9 solo), followed by WLB Edward Thomas with 12 tackles (4 solo). Nickerson finished the season with 230 tackles, surpassing his previous career-high of 214 recorded in 1993 with Tampa Bay. ... The Jaguars had only one sack, the first of his career by S Marlon McCree, who forced a fumble on the play that was recovered by DE Paul Spicer. DE Tony Brackens' team-record streak of eight consecutive games with a sack was ended. He finished the year with 11.0 sacks in 12 games played, one short of his single-season team record. ... Chris Hanson punted five times for a 35.0-yard average and 26.0-yard net (he had two kicks returned for 25 yards). ... PK Mike Hollis had a field goal attempt blocked and hit the upright on an extra point attempt, failing to score for the first time since 12/17/95 to end a 92-game scoring streak in games in which he played. It marked the fifth blocked field goal of his career and first since 10/29/00 at Dallas. ... Every player who dressed played except RB Reggie White and backup QB Jonathan Quinn. The inactive players were: RB Fred Taylor, LB Donny Green, LB Joseph Tuipala, OT Patrick Venzke, OT Derrick Chambers, WR R. Jay Soward, DL Larry Smith and QB Roderick Robinson (third QB). ... Jaguars captains were: WR Keenan McCardell, WR Jimmy Smith, DT Seth Payne and MLB Hardy Nickerson.

**FROM COACH TOM COUGHLIN ON THE BEARS GAME:** "It was one of those days when we didn't stop the run. We had some runs, but they were sporadic, and then we turned the ball over. They got 13 points off turnovers. In the last two games, we turned the ball over. That's normally what gets you beat. We didn't have the time of possession on our side. We didn't keep the ball enough, and obviously we had our opportunities and we didn't score the points we needed. The effort was fine. We just didn't make any plays. I think you pretty much saw that in the first half. There were opportunities and we were working hard at it. We didn't come away with anything, didn't have anything happen of a nature where we could put some points on the board and build on something. I'm basically frustrated and I don't like the way it finished. Obviously, I felt like we could play a better football game than we did. It just accentuates the kind of work we need to do in the offseason."

(on the future) "We obviously have some work to do. Without a doubt, our football team is in need of some help and some rebuilding, and that's what we plan on doing."

**FROM QB MARK BRUNELL:** (on being proud of the way teammates played) "The guys fight. Guys on this team have always fought. We never give up. I'm proud of the young guys. I'm proud of the guys that have been here for a long time, the veterans. They don't quit. It doesn't always look pretty, obviously, but there is no quit in us. I've been real impressed with these guys. It's probably the closest group that we've had in the seven years that I've been here. Great chemistry. Guys have great attitudes. They come to work. They play hard. I'm going to miss some of these guys. I know that there are some guys in that lockerroom right now that may not be back. That's the way it is in this business, unfortunately."

(on the offseason) "I don't know what happens. I don't know who stays, who goes. Obviously, coach Coughlin, Mr. Weaver, they have things to work out and I sit back and watch. Whoever is there in July, those are the guys to go with. We're not necessarily *not* going to have talent next year — we are just going to be young. Our young guys are very talented. It's just inexperience, but they are going to get better. I thought this year our young guys played great and we are going to need them next year as well."

(on being part of the rebuilding process) "I think our coaches know who I have confidence in and who I enjoy playing with. At the same time, these are business decisions. There is no question I'd love to have Keenan McCardell back, but that is a business decision. It's a salary cap issue. It's not necessarily who I feel should stay and who I feel should go. That's the job for the management and the coaches."

(on wanting to be part of it) "Yes I do. I love the city of Jacksonville. I love the organization. I think we have a future. The last couple of years we've been down, but I really believe we are going to build it back up and get to the level where we are going to compete. There is no reason for me to think it can't be next year. We did some good things in '96. As I've said before, we weren't that good that year; we just played. I'm going to stay optimistic, stay positive. I'm going to keep believing."

**FROM WR JIMMY SMITH:** (on the future) "We're going to be in a new division next year. We have the draft in front of us. We need some depth. We have the salary cap problem. There are a lot of other things that we are going to have to get over. It's going to be a big hurdle for us here to deal with the salary cap deal. There are going to be some athletes that aren't going to be here. But we have to deal with that and get ready for next year."

(on how the team stayed together) "That's the No. 1 thing that I'm proud of. I'm proud of all these guys, because no one gave up. That makes me feel good about playing with guys that never give up. It was an added incentive to do the best I can do and do my job to help these guys win."

**MILLER LITE PLAYER OF THE WEEK:** The Jaguars' nominee for the Miller Lite Player of the Week Award was WR Keenan McCardell, who caught nine passes for 93 yards and one touchdown in the Jaguars' season-ending 33-13 loss to the Chicago Bears.

**ANATOMY OF 10 LOSSES:** The Jaguars lost 10 games this season, with six of those losses coming in the final 5 minutes and 13 seconds of each game. Here's a recap:

| <u>OPPONENT</u> | <u>SCORE</u> | <u>OUTCOME</u>  |
|-----------------|--------------|---|
| Cleveland       | 14-23        | Leading 14-13 until allowing 10 points in the final 5:13  |
| Seattle         | 15-24        | Possible game-tying touchdown drive in fourth quarter ended with fumble at Seattle 36-yard line   |
| Buffalo         | 10-13        | Buffalo kicked the winning field goal with 1:03 to play   |
| Baltimore       | 17-18        | Leading 17-6 until Baltimore scored two touchdowns in the fourth quarter, the game-winner with 4:07 left (a disputed call that instant replay ruled was inconclusive) |
| Tennessee       | 24-28        | Tennessee scored the winning touchdown with 44 seconds left (another disputed call that instant replay ruled was inconclusive)  |
| Pittsburgh      | 7-20         | Allowed final touchdown with 1:56 to play, after a Jaguars fumble on Steelers' 18-yard line ended possible go-ahead drive   |
| Baltimore       | 21-24        | Baltimore scored the winning touchdown with :09 seconds remaining   |
| Green Bay       | 24-28        | Green Bay scored the winning touchdown with 1:30 remaining  |
| Kansas City     | 26-30        | In the final two minutes, the Jaguars failed to score twice from inside the red zone (driving to the 8- and 13-yard lines)  |
| Chicago         | 13-33        | Allowed the most points all season  |

**THE TEAL IS REAL . . .** In the last five seasons, the Jaguars' record is tied for the fourth best in the NFL, four games behind the Green Bay Packers. The Jaguars have won 49 of their last 80 regular-season games (they also won their final five games in 1996). Here's a look at the league's best records since 1997:

|    | <u>TEAM</u>                 | <u>1997</u> | <u>1998</u> | <u>1999</u> | <u>2000</u> | <u>2001</u> | <u>TOTAL</u> |
|----|-----------------------------|-------------|-------------|-------------|-------------|-------------|--------------|
| 1. | Green Bay Packers           | 13-3        | 11-5        | 8-8         | 9-7         | 12-4        | 53-27        |
| 2. | Denver Broncos              | 12-4        | 14-2        | 6-10        | 11-5        | 8-8         | 51-29        |
| 3. | Minnesota Vikings           | 9-7         | 15-1        | 10-6        | 11-5        | 5-11        | 50-30        |
| 4. | <b>Jacksonville Jaguars</b> | <b>11-5</b> | <b>11-5</b> | <b>14-2</b> | <b>7-9</b>  | <b>6-10</b> | <b>49-31</b> |
|    | Tennessee Titans            | 8-8         | 8-8         | 13-3        | 13-3        | 7-9         | 49-31        |
| 6. | Tampa Bay Buccaneers        | 10-6        | 8-8         | 11-5        | 10-6        | 9-7         | 48-32        |
|    | New York Jets               | 9-7         | 12-4        | 8-8         | 9-7         | 10-6        | 48-32        |
| 8. | San Francisco 49ers         | 13-3        | 12-4        | 4-12        | 6-10        | 12-4        | 47-33        |
| 9. | Pittsburgh Steelers         | 11-5        | 7-9         | 6-10        | 9-7         | 13-3        | 46-34        |
|    | St. Louis Rams              | 5-11        | 4-12        | 13-3        | 10-6        | 14-2        | 46-34        |

**JAGUARS HAVE FIFTH-BEST HOME RECORD AND SECOND-BEST ROAD RECORD SINCE 1996:** The Jaguars went 7-1 at ALLTEL Stadium from 1996 to '99 and finished 3-5 this season, giving them a 35-13 record that is the fifth-best mark at home since the start of the 1996 season. On the road, the Jaguars have the second-best record (one game behind Tennessee and the New York Jets) and they are one of only five NFL teams with a better-than-.500 mark on the road dating back to November 24, 1996.

| HOME RECORDS (1996-2001)    |            |            |            |            |            |            |              | ROAD RECORDS (1996-2001)    |            |            |            |            |            |            |              |
|-----------------------------|------------|------------|------------|------------|------------|------------|--------------|-----------------------------|------------|------------|------------|------------|------------|------------|--------------|
| TEAM                        | '96        | '97        | '98        | '99        | '00        | '01        | TOTAL        | TEAM                        | '96#       | '97        | '98        | '99        | '00        | '01        | TOTAL        |
| Green Bay Packers           | 8-0        | 8-0        | 7-1        | 5-3        | 6-2        | 7-1        | 41-7         | Tennessee Titans            | 2-0        | 2-6        | 5-3        | 5-3        | 6-2        | 4-4        | 24-18        |
| Denver Broncos              | 8-0        | 8-0        | 8-0        | 3-5        | 6-2        | 6-2        | 39-9         | New York Jets               | 0-2        | 4-4        | 5-3        | 4-4        | 4-4        | 7-1        | 24-18        |
| Minnesota Vikings           | 5-3        | 5-3        | 8-0        | 6-2        | 7-1        | 5-3        | 36-12        | <b>Jacksonville Jaguars</b> | <b>2-0</b> | <b>4-4</b> | <b>4-4</b> | <b>7-1</b> | <b>3-5</b> | <b>3-5</b> | <b>23-19</b> |
| San Francisco 49ers         | 6-2        | 8-0        | 8-0        | 3-5        | 4-4        | 7-1        | 36-12        | Green Bay Packers           | 2-0        | 5-3        | 4-4        | 3-5        | 3-5        | 5-3        | 22-20        |
| <b>Jacksonville Jaguars</b> | <b>7-1</b> | <b>7-1</b> | <b>7-1</b> | <b>7-1</b> | <b>4-4</b> | <b>3-5</b> | <b>35-13</b> | Denver Broncos              | 1-2        | 4-4        | 6-2        | 3-5        | 6-2        | 2-6        | 22-21        |
| Miami Dolphins              | 4-4        | 6-2        | 7-1        | 5-3        | 5-3        | 7-1        | 34-14        | Minnesota Vikings           | 1-1        | 4-4        | 7-1        | 4-4        | 4-4        | 0-8        | 20-22        |
| Kansas City Chiefs          | 5-3        | 8-0        | 5-3        | 6-2        | 5-3        | 3-5        | 32-16        | # Last five games           |            |            |            |            |            |            |              |
| New England Patriots        | 6-2        | 6-2        | 6-2        | 5-3        | 3-5        | 6-2        | 32-16        |                             |            |            |            |            |            |            |              |
| Pittsburgh Steelers         | 7-1        | 7-1        | 5-3        | 2-6        | 4-4        | 7-1        | 32-16        |                             |            |            |            |            |            |            |              |
| Tennessee Titans            | 2-6        | 6-2        | 3-5        | 8-0        | 7-1        | 3-5        | 29-19        |                             |            |            |            |            |            |            |              |
| Buffalo Bills               | 7-1        | 4-4        | 6-2        | 6-2        | 5-3        | 1-7        | 29-19        |                             |            |            |            |            |            |            |              |

**CENTURY MARK:** The Jaguars played in their 100th regular-season game on October 7 and had an overall record of 58-42. That gave them the second-most wins of any modern-era team in its first 100 games and the fourth-best winning percentage.

| TEAM                             | WINS      | LOSSES    | TIES     | PCT.        |
|----------------------------------|-----------|-----------|----------|-------------|
| L.A.-San Diego Chargers          | 63        | 32        | 5        | .655        |
| <b>Jacksonville Jaguars</b>      | <b>58</b> | <b>42</b> | <b>0</b> | <b>.580</b> |
| Buffalo Bills                    | 57        | 38        | 5        | .595        |
| Dallas Texans-Kansas City Chiefs | 57        | 38        | 5        | .595        |
| Boston-New England Patriots      | 52        | 40        | 8        | .560        |
| Miami Dolphins                   | 50        | 47        | 3        | .515        |
| Carolina Panthers                | 46        | 54        | 0        | .460        |

**JAGUARS HAVE BALANCED OFFENSE ...** Although the Jaguars are often referred to as a passing team, in reality they have a balanced attack that features the run. In the last four seasons, the Jaguars have rushed for 7,825 yards on the ground, the sixth most in the NFL. They were the only team to have more than 2,000 yards rushing each of the three seasons from 1998 to 2000 (an injury to Fred Taylor held them to 1,600 rushing yards in 2001). Here are the NFL's seven best rushing teams since 1998:

| RUSHING YARDS (1998-2001) |                     |              |              |              |              |              |
|---------------------------|---------------------|--------------|--------------|--------------|--------------|--------------|
| RK                        | TEAM                | 1998         | 1999         | 2000         | 2001         | TOTAL        |
| 1.                        | Pittsburgh          | 2,034        | 1,991        | 2,248        | 2,774        | 9,047        |
| 2.                        | San Francisco       | 2,544        | 2,095        | 1,801        | 2,244        | 8,684        |
| 3.                        | Denver              | 2,468        | 1,864        | 2,324        | 1,877        | 8,529        |
| 4.                        | Dallas              | 2,014        | 2,051        | 1,953        | 2,184        | 8,282        |
| 5.                        | Oakland             | 1,727        | 2,084        | 2,470        | 1,654        | 7,935        |
| 6.                        | <b>Jacksonville</b> | <b>2,102</b> | <b>2,091</b> | <b>2,032</b> | <b>1,600</b> | <b>7,825</b> |
| 7.                        | Cincinnati          | 1,639        | 2,051        | 2,314        | 1,712        | 7,716        |

And, over the past six seasons, the Jaguars have the sixth-most passing yards in the NFL. Here are the teams with the most total passing yards from 1996 through 2001:

| PASSING YARDS (1996-2001) |                     |              |              |              |              |              |              |               |
|---------------------------|---------------------|--------------|--------------|--------------|--------------|--------------|--------------|---------------|
| RK                        | TEAM                | 1996         | 1997         | 1998         | 1999         | 2000         | 2001         | TOTAL         |
| 1.                        | St. Louis           | 3,144        | 3,524        | 3,381        | 4,580        | 5,492        | 4,903        | 25,024        |
| 2.                        | Green Bay           | 3,938        | 3,896        | 4,340        | 4,132        | 3,916        | 3,921        | 24,143        |
| 3.                        | Minnesota           | 3,899        | 3,537        | 4,492        | 4,318        | 4,019        | 3,854        | 24,119        |
| 4.                        | Indianapolis        | 3,544        | 3,560        | 3,739        | 4,182        | 4,413        | 4,227        | 23,665        |
| 5.                        | San Francisco       | 3,859        | 3,432        | 4,510        | 3,526        | 4,400        | 3,559        | 23,286        |
| 6.                        | <b>Jacksonville</b> | <b>4,367</b> | <b>3,922</b> | <b>3,343</b> | <b>3,716</b> | <b>3,947</b> | <b>3,670</b> | <b>22,965</b> |

**JAGUARS SCORE ON THE GROUND ...** In the last five seasons, the Jaguars have rushed for 88 touchdowns, the second most in the NFL.

| RK | TEAM                | 1997      | 1998      | 1999      | 2000      | 2001      | RUSH TDS  |
|----|---------------------|-----------|-----------|-----------|-----------|-----------|-----------|
| 1. | St. Louis           | 15        | 17        | 13        | 26        | 20        | 91        |
| 2. | <b>Jacksonville</b> | <b>20</b> | <b>19</b> | <b>20</b> | <b>18</b> | <b>11</b> | <b>88</b> |
| 3. | Denver              | 18        | 26        | 13        | 21        | 7         | 85        |
| 4. | San Francisco       | 16        | 19        | 14        | 15        | 16        | 80        |
| 5. | Washington          | 12        | 15        | 23        | 14        | 10        | 74        |


**... AND STOP THEIR OPPONENTS:** In the last six seasons, the Jaguars have allowed only 65 rushing TDs, the NFL's fifth-best mark.

| RK | TEAM                | 1996     | 1997      | 1998     | 1999     | 2000      | 2001      | OPP RUSH TDS |
|----|---------------------|----------|-----------|----------|----------|-----------|-----------|--------------|
| 1. | Pittsburgh          | 7        | 5         | 8        | 10       | 9         | 5         | 44           |
| 2. | Miami               | 10       | 9         | 6        | 6        | 9         | 9         | 49           |
| 3. | Hou./Tenn.          | 5        | 12        | 9        | 8        | 7         | 17        | 58           |
| 4. | Denver              | 5        | 10        | 8        | 15       | 13        | 9         | 60           |
| 5. | <b>Jacksonville</b> | <b>9</b> | <b>12</b> | <b>9</b> | <b>6</b> | <b>14</b> | <b>15</b> | <b>65</b>    |

**THE MARK OF A WARRIOR:** Jaguars QB Mark Brunell had one of his finest seasons despite a quadriceps injury that forced him to miss practices during the week leading to each game, and a lack of a running game that turned the Jaguars into a passing team.

Brunell suffered a strained quadriceps in his right leg on October 28 at Baltimore (ironically on a 38-yard run that was the longest of his career). Since then, he usually missed the Wednesday and Thursday practices and took part sparingly on Fridays and Saturdays. He missed the November 18 game at Pittsburgh when team doctors determined two hours before kickoff that he could not play. On December 9 at Cincinnati, Brunell was sacked eight times and suffered lacerations on the index finger on his left (throwing) hand when he hit the facemask of a Bengals player. He missed only one play, then returned and directed the game-winning score on his next drive. (He was also sacked eight times at Cleveland the next week.) Brunell finished the season tied for fourth among AFC quarterbacks with a 84.1 passer rating.

"He's a warrior, that guy," said Jaguars head coach Tom Coughlin. "He played with every ounce of energy he has. Our guy is something else. He was very, very special this year. He played extremely well. We asked him to do a lot of things without a running game, and he did a superb job in whatever he was asked to do."



**BRUNELL HAS 10TH-BEST WINNING PERCENTAGE:** Jaguars QB Mark Brunell has the 10th-best career winning percentage of active quarterbacks (minimum 20 wins). Also, in the last seven seasons, Brunell has the most victories of any quarterback other than Green Bay's Brett Favre.

*(regular season only, minimum 20 wins)*

| <u>QUARTERBACK, TEAM</u>          | <u>W</u>  | <u>L</u>  | <u>T</u> | <u>PCT.</u> |
|-----------------------------------|-----------|-----------|----------|-------------|
| Kurt Warner, St. Louis            | 35        | 8         | 0        | .814        |
| Brett Favre, Green Bay            | 103       | 54        | 0        | .656        |
| Brad Johnson, Tampa Bay           | 42        | 24        | 0        | .636        |
| Kordell Stewart, Pittsburgh       | 43        | 27        | 0        | .614        |
| Randall Cunningham, Baltimore     | 82        | 52        | 1        | .611        |
| Steve McNair, Tennessee           | 48        | 31        | 0        | .608        |
| Mark Rypien, Indianapolis         | 47        | 31        | 0        | .603        |
| Rich Gannon, Oakland              | 62        | 44        | 0        | .585        |
| Doug Flutie, San Diego            | 35        | 25        | 0        | .583        |
| <b>Mark Brunell, Jacksonville</b> | <b>57</b> | <b>42</b> | <b>0</b> | <b>.576</b> |
| Elvis Grbac, Baltimore            | 40        | 30        | 0        | .571        |

**BRUNELL VS. AFC CENTRAL:** Mark Brunell finished his seven seasons in the AFC Central Division with a winning record as a starter against every team:

| <u>TEAM</u>           | <u>RECORD</u> |
|-----------------------|---------------|
| vs. Baltimore         | 7-4           |
| vs. Cincinnati        | 8-3           |
| vs. Cleveland         | 7-1           |
| vs. Pittsburgh        | 7-5           |
| vs. Houston/Tennessee | 6-5           |
| <b>TOTAL</b>          | <b>35-18</b>  |

**BRUNELL ON CENTRAL TIME:** Jaguars QB Mark Brunell has the NFL's best division record as a starter among active quarterbacks. In the seven years that the Jaguars were members of the AFC Central, Brunell compiled a 35-18 (.660) record as a starter against the division. Following are the top four active quarterbacks in career division win percentage (minimum 25 starts):

| <u>QUARTERBACK</u>  | <u>RECORD</u>  | <u>PCT.</u> |
|---------------------|----------------|-------------|
| <b>Mark Brunell</b> | <b>35-18-0</b> | <b>.660</b> |
| Brett Favre         | 52-27-0        | .658        |
| Randall Cunningham  | 44-25-1        | .636        |
| Steve McNair        | 29-18-0        | .617        |

**SMITH'S LAST SIX SEASONS SURPASSED ONLY BY RICE:** From 1996 through 2001, Jaguars WR Jimmy Smith caught 562 passes for 7,972 yards. No other receiver in NFL history — except for future Hall of Famer Jerry Rice — has ever caught more passes for more yards in any six-year period. In two different six-year periods, Rice had more catches and more receiving yards than Smith's totals.

| <u>PLAYER</u>      | <u>YEARS</u>     | <u>REC</u> | <u>YARDS</u> |
|--------------------|------------------|------------|--------------|
| Jerry Rice         | 1990-1995        | 596        | 8,759        |
| Jerry Rice         | 1991-1996        | 604        | 9,115        |
| <b>Jimmy Smith</b> | <b>1996-2001</b> | <b>562</b> | <b>7,972</b> |

In three different six-year periods, Cris Carter has had more receptions but fewer yards than Smith (1993-1998, 593, 7,534; 1994-1999, 597, 7,111; and 1995-2000, 571, 7,129). No other NFL player has had more receptions in a six-year period than Rice, Smith or Carter. The only player who had more yards receiving but fewer receptions in a six-year period was Michael Irvin (1991-1996, 513, 8,055).

**SMITH MOVING UP ON ALL-TIME LISTS:** At the end of the 2001 season, Jaguars WR Jimmy Smith ranked 31st all-time with 584 receptions and 42nd all-time with 8,260 receiving yards. Over the last six years, Smith averages 94 receptions and 1,329 yards per season, and another year like that would put him among the top 20 in both receptions and yards.

Keenan McCardell is tied for 36th in career receptions and would also move into the top 20 career leaders with another average season.



**SMITH IS NFL'S LEADING RECEIVER SINCE 1996 ...** Since the start of the 1996 season, Jaguars WR Jimmy Smith has the most receptions in the NFL, and teammate Keenan McCardell is fifth. They are the only wide receiver tandem in NFL history to amass more than 1,000 receptions over a six-year span. The two receivers are close friends, with McCardell nicknamed "Thunder" and Smith called "Lightning." Smith was the NFL leader in 1999 with 116 receptions — the sixth most in a season in NFL history — and he finished the 2001 season with 112 catches to rank second in the league. Smith has a total of 584 career receptions, while McCardell has 579. Here are the leading receivers since 1996:

| <u>RK.</u> | <u>PLAYER, TEAM</u>                   | <u>1996</u> | <u>1997</u> | <u>1998</u> | <u>1999</u> | <u>2000</u> | <u>2001</u> | <u>TOTAL</u> |
|------------|---------------------------------------|-------------|-------------|-------------|-------------|-------------|-------------|--------------|
| 1.         | <b>Jimmy Smith, Jacksonville</b>      | 83          | 82          | 78          | #116        | 91          | 112         | 562          |
| 2.         | Tim Brown, Oakland                    | 90          | #104        | 81          | 90          | 76          | 91          | 532          |
| 3.         | Cris Carter, Minnesota                | 96          | 89          | 78          | 90          | 96          | 73          | 522          |
|            | Marvin Harrison, Indianapolis         | 64          | 73          | 59          | 115         | #102        | 109         | 522          |
| 5.         | <b>Keenan McCardell, Jacksonville</b> | 85          | 85          | 64          | 78          | 94          | 93          | 499          |
| 6.         | Keyshawn Johnson, NYJ/T.B.            | 63          | 70          | 83          | 89          | 71          | 106         | 482          |
| 7.         | Rod Smith, Denver                     | 16          | 70          | 86          | 79          | 100         | #113        | 465          |
| 8.         | Larry Centers, Ariz./Wash./Buff.      | 99          | 54          | 69          | 69          | 80          | 80          | 451          |
| 9.         | Marshall Faulk, Ind./St.L.            | 56          | 47          | 86          | 87          | 81          | 83          | 440          |
| 10.        | Jerry Rice, S.F./Oakland              | 108         | 7           | 82          | 67          | 75          | 83          | 423          |
| 11.        | Johnnie Morton, Detroit               | 55          | 80          | 69          | 80          | 61          | 77          | 422          |
| 12.        | Terrell Owens, San Francisco          | 35          | 60          | 67          | 60          | 97          | 93          | 412          |
| 13.        | Antonio Freeman, Green Bay            | 56          | 81          | 84          | 74          | 62          | 52          | 409          |
| 14.        | Isaac Bruce, St. Louis                | 84          | 56          | 32          | 77          | 87          | 64          | 400          |
| 15.        | Wayne Chrebet, N.Y. Jets              | 84          | 58          | 75          | 48          | 69          | 56          | 390          |
| 16.        | Terance Mathis, Atlanta               | 69          | 62          | 64          | 81          | 57          | 47          | 380          |
| 17.        | Shannon Sharpe, Den./Balt.            | 80          | 72          | 64          | 23          | 67          | 73          | 379          |

# NFL leader

**... AND SMITH LEADS ALL RECEIVERS IN YARDAGE:** Over the last six seasons, Jaguars WR Jimmy Smith has amassed more receiving yardage than any receiver in the NFL, and teammate Keenan McCardell is seventh. Here's a quick look at the NFL's top receiving-yardage leaders since 1996:

| <u>RK.</u> | <u>PLAYER</u>           | <u>TEAM</u>         | <u>1996</u> | <u>1997</u> | <u>1998</u> | <u>1999</u> | <u>2000</u> | <u>2001</u> | <u>TOTAL</u> |
|------------|-------------------------|---------------------|-------------|-------------|-------------|-------------|-------------|-------------|--------------|
| 1.         | <b>Jimmy Smith</b>      | <b>Jacksonville</b> | 1,244       | 1,324       | 1,182       | 1,636       | 1,213       | 1,373       | 7,972        |
| 2.         | Tim Brown               | Oakland             | 1,104       | 1,408       | 1,012       | 1,344       | 1,128       | 1,165       | 7,157        |
| 3.         | Marvin Harrison         | Indianapolis        | 836         | 866         | 776         | #1,663      | 1,413       | 1,524       | 7,078        |
| 4.         | Cris Carter             | Minnesota           | 1,163       | 1,069       | 1,011       | 1,241       | 1,274       | 871         | 6,629        |
| 5.         | Rod Smith               | Denver              | 237         | 1,180       | 1,222       | 1,020       | #1,602      | 1,343       | 6,604        |
| 6.         | Antonio Freeman         | Green Bay           | 933         | 1,243       | #1,424      | 1,074       | 912         | 818         | 6,404        |
| 7.         | <b>Keenan McCardell</b> | <b>Jacksonville</b> | 1,129       | 1,164       | 892         | 891         | 1,207       | 1,110       | 6,393        |
| 8.         | Keyshawn Johnson        | NYJ/T.B.            | 844         | 963         | 1,131       | 1,170       | 874         | 1,266       | 6,348        |
| 9.         | Isaac Bruce             | St. Louis           | 1,338       | 815         | 457         | 1,165       | 1,471       | 1,106       | 6,352        |
| 10.        | Derrick Alexander       | Balt./K.C.          | 1,099       | 1,009       | 992         | 832         | 1,391       | 470         | 6,193        |
| 11.        | Terrell Owens           | San Francisco       | 520         | 936         | 1,097       | 754         | 1,451       | 1,412       | 6,170        |
| 12.        | Johnnie Morton          | Detroit             | 714         | 1,057       | 1,028       | 1,129       | 788         | 1,154       | 5,939        |
| 13.        | Randy Moss              | Minnesota           | —           | —           | 1,313       | 1,413       | 1,437       | 1,233       | 5,396        |
| 14.        | Jerry Rice              | S.F./Oak.           | 1,254       | 78          | 1,157       | 830         | 805         | 1,139       | 5,263        |

# NFL leader


**SMITH HAS MORE RECEPTIONS THAN 11 OF 17 HALL OF FAME RECEIVERS:** Even though he completed only his seventh season as a Jaguar, Jimmy Smith already has more receptions and receiving yards than 11 of the 17 receivers who have been inducted into the Pro Football Hall of Fame. Here's the list:

| <u>PLAYER</u>      | <u>TEAMS</u>                | <u>YEARS</u>              | <u>REC</u> | <u>YARDS</u> | <u>AVG.</u> | <u>TD</u> |
|--------------------|-----------------------------|---------------------------|------------|--------------|-------------|-----------|
| Steve Largent      | Seattle                     | 1976-89                   | 819        | 13,089       | 16.0        | 100       |
| Charlie Joiner     | Hou., Cin., San Diego       | 1969-86                   | 750        | 12,146       | 16.2        | 65        |
| Charley Taylor     | Washington                  | 1964-77                   | 649        | 9,110        | 14.0        | 79        |
| Don Maynard        | NYG, NYJ, St. Louis         | 1958-73                   | 633        | 11,834       | 18.7        | 88        |
| Raymond Berry      | Baltimore                   | 1955-67                   | 631        | 9,274        | 14.7        | 68        |
| Fred Biletnikoff   | Oakland                     | 1965-78                   | 589        | 8,974        | 15.2        | 76        |
| <b>Jimmy Smith</b> | <b>Dallas, Jacksonville</b> | <b>1992-93, 1995-2001</b> | <b>584</b> | <b>8,260</b> | <b>14.2</b> | <b>44</b> |
| Lance Alworth      | San Diego, Dallas           | 1962-72                   | 542        | 10,266       | 18.9        | 85        |
| Bobby Mitchell     | Cleveland, Washington       | 1958-68                   | 521        | 7,954        | 15.3        | 65        |
| Tommy McDonald     | Phil., Dallas, Rams, Atl.   | 1957-68                   | 495        | 8,410        | 17.0        | 84        |
| Don Hutson         | Green Bay                   | 1935-45                   | 488        | 7,991        | 16.4        | 99        |
| Paul Warfield      | Cleveland, Miami            | 1964-77                   | 427        | 8,565        | 20.1        | 85        |
| Tom Fears          | Los Angeles Rams            | 1948-56                   | 400        | 5,397        | 13.4        | 38        |
| Elroy Hirsch       | Los Angeles Rams            | 1949-57                   | 387        | 7,029        | 18.2        | 60        |
| Dante Lavelli      | Cleveland                   | 1946-56                   | 386        | 6,488        | 16.8        | 62        |
| Frank Gifford      | New York Giants             | 1952-60, 1962-64          | 367        | 5,434        | 14.8        | 43        |
| Lenny Moore        | Baltimore                   | 1956-67                   | 363        | 6,039        | 16.6        | 48        |
| Lynn Swann         | Pittsburgh                  | 1974-82                   | 336        | 5,462        | 16.3        | 51        |

(Notes: Players such as Bobby Mitchell, Charley Taylor, Lenny Moore and Frank Gifford also played halfback for several seasons before switching to end. In addition, there are five other members of the Pro Football Hall of Fame who played end in the early decades of pro football and therefore caught few passes in their era: Guy Chamberlin, Red Badgro, Bill Hewitt, Wayne Millner and Pete Pihos.)

**SMITH HAS SIX STRAIGHT 1,000-YARD SEASONS:** Jaguars WR Jimmy Smith has surpassed the 1,000-yard mark receiving six straight seasons, a feat accomplished by only four other players in NFL history. Currently, he ranks fifth all time behind Jerry Rice (11 straight 1,000-yard seasons), Tim Brown (9 straight), Cris Carter (8 straight) and Lance Alworth (7 straight). Here's the list:

| PLAYER             | YEARS          | TEAM                | 1,000+   |
|--------------------|----------------|---------------------|----------|
| Jerry Rice         | 1986-96        | San Francisco       | 11       |
| Tim Brown          | 1993-01        | Oakland             | 9        |
| Cris Carter        | 1993-00        | Minnesota           | 8        |
| Lance Alworth      | 1963-69        | San Diego           | 7        |
| <b>Jimmy Smith</b> | <b>1996-01</b> | <b>Jacksonville</b> | <b>6</b> |
| Michael Irvin      | 1991-95        | Dallas              | 5        |
| Rod Smith          | 1997-01        | Denver              | 5        |



**SMITH AND McCARDELL COMBINED FOR 205 RECEPTIONS IN 2001:** Jaguars WRs Jimmy Smith and Keenan McCardell combined for 205 receptions in 2001, the second-highest total ever for a tandem in NFL history. In 1995, Detroit's Herman Moore and Brett Perriman combined for 231 catches.

**SMITH AND McCARDELL SET NFL RECORD:** Jaguars WRs Jimmy Smith and Keenan McCardell hold the NFL record with nine games in which both players have had 100 yards receiving in the same game. Here's a look at the nine 100-yard games by the Smith/McCardell tandem:

| Date           | Opponent       | Smith/McCardell Receptions-Yards |
|----------------|----------------|----------------------------------|
| Nov. 24, 1996  | at Baltimore   | Smith 8-131, McCardell 9-107     |
| Nov. 23, 1997  | at Cincinnati  | McCardell 8-109, Smith 5-106     |
| Sept. 20, 1998 | vs. Baltimore  | Smith 2-116, McCardell 8-108     |
| Oct. 25, 1998  | at Denver      | Smith 8-121, McCardell 9-113     |
| Nov. 28, 1999  | at Baltimore   | Smith 10-132, McCardell 8-102    |
| Dec. 2, 1999   | vs. Pittsburgh | Smith 10-124, McCardell 5-113    |
| Jan. 2, 2000   | vs. Cincinnati | Smith 14-165, McCardell 9-108    |
| Nov. 12, 2000  | vs. Seattle    | McCardell 6-156, Smith 10-117    |
| Oct. 28, 2001  | at Baltimore   | Smith 7-119, McCardell 10-118    |



Smith



McCardell

**THE ORIGINAL THUNDER AND LIGHTNING TIE AN NFL RECORD:** Jaguars WRs Jimmy Smith and Keenan McCardell tied an NFL record on December 30, becoming the second tandem in NFL history to each have 1,000 yards receiving in the same season four different years. This season, Smith had 1,373 yards, while McCardell had 1,110 yards. The Smith-McCardell tandem tied the NFL record held by Minnesota's Cris Carter and Jake Reed. Here's the list:

| Players                                 | Team                | Times    | Years                         |
|---|---------------------|----------|-------------------------------|
| <b>Jimmy Smith and Keenan McCardell</b> | <b>Jacksonville</b> | <b>4</b> | <b>1996, 1997, 2000, 2001</b> |
| Cris Carter and Jake Reed               | Minnesota           | 4        | 1994, 1995, 1996, 1997        |
| Cris Carter and Randy Moss              | Minnesota           | 3        | 1998, 1999, 2000              |
| Rod Smith and Ed McCaffrey              | Denver              | 3        | 1998, 1999, 2000              |
| Art Monk and Gary Clark                 | Washington          | 3        | 1986, 1989, 1991              |
| Mark Clayton and Mark Duper             | Miami               | 3        | 1984, 1986, 1991              |

**TAYLOR HAS EIGHTH-MOST TOUCHDOWNS LAST FOUR YEARS:** Despite missing 24 full games and parts of nine others, Jaguars RB Fred Taylor has the seventh-most touchdowns over the last four seasons.


| RK | PLAYER             | TEAM                | 1998      | 1999     | 2000      | 2001     | TOTALS    |
|----|--------------------|---------------------|-----------|----------|-----------|----------|-----------|
| 1. | Marshall Faulk     | Ind./St. Louis      | 10        | 12       | 26        | 21       | 69        |
| 2. | Randy Moss         | Minnesota           | 17        | 12       | 15        | 10       | 54        |
| 3. | Marvin Harrison    | Indianapolis        | 7         | 12       | 14        | 15       | 48        |
| 4. | Terrell Owens      | San Francisco       | 14        | 4        | 13        | 16       | 47        |
| 5. | Eddie George       | Tennessee           | 6         | 13       | 16        | 5        | 40        |
|    | Emmitt Smith       | Dallas              | 15        | 13       | 9         | 3        | 40        |
|    | Cris Carter        | Minnesota           | 12        | 13       | 9         | 6        | 40        |
| 8. | <b>Fred Taylor</b> | <b>Jacksonville</b> | <b>17</b> | <b>6</b> | <b>14</b> | <b>0</b> | <b>37</b> |



**HOLLIS IS NFL'S SIXTH-MOST ACCURATE FIELD GOAL KICKER EVER:** Jaguars PK Mike Hollis is the sixth-most accurate field goal kicker in NFL history in the regular season (he is the second-most accurate in the postseason before the 2001 playoffs). In 2001, Hollis was 18 for 28, giving him a career accuracy mark of 80.65. Here's a look at the NFL's all-time field goal accuracy charts:

**REGULAR SEASON**

| <u>RK</u> | <u>PLAYER</u>      | <u>TEAM(S)</u>            | <u>YEARS</u>   | <u>FG</u>  | <u>FGA</u> | <u>PCT</u>   |
|-----------|--------------------|---------------------------|----------------|------------|------------|--------------|
| 1.        | Mike Vanderjagt    | Indianapolis              | 1998-01        | 114        | 130        | 87.69        |
| 2.        | Olindo Mare        | Miami                     | 1997-01        | 136        | 161        | 84.47        |
| 3.        | John Carney        | San Diego, New Orleans    | 1988-01        | 290        | 356        | 81.46        |
| 4.        | Matt Stover        | Cleveland, Baltimore      | 1991-01        | 267        | 328        | 81.40        |
| 5.        | Ryan Longwell      | Green Bay                 | 1997-01        | 131        | 162        | 80.86        |
| 6.        | <b>Mike Hollis</b> | <b>Jacksonville</b>       | <b>1995-01</b> | <b>175</b> | <b>217</b> | <b>80.65</b> |
| 7.        | Adam Vinatieri     | New England               | 1996-01        | 160        | 199        | 80.40        |
| 8.        | Doug Brien         | S.F., N.O., Ind., T.B.    | 1994-01        | 150        | 187        | 80.21        |
| 9.        | John Kasay         | Seattle, Carolina         | 1991-01        | 231        | 288        | 80.20        |
| 10.       | Jeff Wilkins       | Phil., S.F., St. L.       | 1994-01        | 147        | 184        | 79.89        |
| 11.       | Gary Anderson      | Pitt., Phil., S.F., Minn. | 1982-01        | 476        | 596        | 79.87        |
| 12.       | Todd Peterson      | Seattle, Kansas City      | 1994-01        | 170        | 213        | 79.81        |
| 13.       | Jason Hanson       | Detroit                   | 1992-01        | 235        | 297        | 79.12        |



**POSTSEASON**

| <u>RK</u> | <u>PLAYER</u>      | <u>TEAM(S)</u>       | <u>YEARS</u>   | <u>FG</u> | <u>FGA</u> | <u>PCT</u>   |
|-----------|--------------------|----------------------|----------------|-----------|------------|--------------|
| 1.        | Chuck Nelson       | L.A. Rams, Minnesota | 1983-88        | 10        | 11         | 90.90        |
| 2.        | <b>Mike Hollis</b> | <b>Jacksonville</b>  | <b>1995-98</b> | <b>16</b> | <b>18</b>  | <b>88.89</b> |
| 3.        | Steve Christie     | Tampa Bay, Buffalo   | 1990-99        | 22        | 25         | 88.00        |
| 4.        | Chris Boniol       | Dallas, Philadelphia | 1994-98        | 13        | 15         | 86.67        |

**HOLLIS IS 12TH-LEADING ACTIVE SCORER:** Jaguars PK Mike Hollis has scored 764 career points in his seven seasons in the NFL, which ranks 12th among active players. Here's a look at the league's top active scorers:

| <u>RK</u> | <u>PLAYER</u>      | <u>TEAM</u>                    | <u>YEARS</u>     | <u>POINTS</u> |
|-----------|--------------------|--------------------------------|------------------|---------------|
| 1.        | Gary Anderson      | Pitt., Phil., S.F., Minn.      | 1982-2001        | 2,133         |
| 2.        | Morten Andersen    | New Orleans, Atl., N.Y. Giants | 1982-2001        | 2,036         |
| 3.        | Steve Christie     | T.B., Buff., S.D.              | 1990-2001        | 1,207         |
| 4.        | John Carney        | T.B., San Diego, New Orleans   | 1988-2001        | 1,201         |
| 5.        | Jerry Rice         | San Francisco, Oakland         | 1985-2001        | 1,184         |
| 6.        | Matt Stover        | Cleveland, Baltimore           | 1990-2001        | 1,134         |
| 7.        | Jason Elam         | Denver                         | 1993-2001        | 1,073         |
| 8.        | Jason Hanson       | Detroit                        | 1992-2001        | 1,044         |
| 9.        | John Kasay         | Seattle, Carolina              | 1991-2001        | 964           |
| 10.       | Emmitt Smith       | Dallas                         | 1990-2001        | 956           |
| 11.       | Cris Carter        | Philadelphia, Minnesota        | 1987-2001        | 790           |
| 12.       | <b>Mike Hollis</b> | <b>Jacksonville</b>            | <b>1995-2001</b> | <b>764</b>    |

**HOLLIS IS MOST ACCURATE 50-YARD KICKER:** Jaguars PK Mike Hollis has connected on 10 of his 14 field goals over 50 yards in his seven-year career, and his .714 percentage is the best among the NFL's active placekickers. Here's a look at the league's best active 50-yard-plus placekickers (minimum of 10 attempts):

| <u>RK</u> | <u>PLAYER</u>      | <u>TEAMS</u>               | <u>YEARS</u>     | <u>FG</u> | <u>FGA</u> | <u>PCT</u>  |
|-----------|--------------------|----------------------------|------------------|-----------|------------|-------------|
| 1.        | <b>Mike Hollis</b> | <b>Jacksonville</b>        | <b>1995-2001</b> | <b>10</b> | <b>14</b>  | <b>.714</b> |
| 2.        | Adam Vinatieri     | New England                | 1996-2001        | 7         | 11         | .636        |
| 3.        | Mike Vanderjagt    | Indianapolis               | 1998-2001        | 10        | 16         | .625        |
| 4.        | Jason Elam         | Denver                     | 1993-2001        | 25        | 41         | .610        |
| 5.        | John Carney        | Tampa Bay, San Diego, N.O. | 1988-2001        | 16        | 27         | .592        |
| 6.        | Martin Gramatica   | Tampa Bay                  | 1998-2001        | 8         | 14         | .571        |
|           | Jeff Wilkins       | Phil., S.F., St. Louis     | 1994-2001        | 8         | 14         | .571        |
| 8.        | John Kasay         | Seattle, Carolina          | 1991-2001        | 21        | 40         | .525        |

**BRUNELL'S TOUCHDOWN TARGETS:** Mark Brunell has thrown 125 TD passes in seven seasons in Jacksonville. Here are the 19 players who have caught them: Jimmy Smith (38), Keenan McCardell (26), Damon Jones (11), Willie Jackson (10), Pete Mitchell (7), Kyle Brady (5), James Stewart (5), Fred Taylor (4), Ernest Givins (3), Cedric Tillman (3), Alvis Whitted (3), Andre Rison (2), Elvis Joseph (2), Derek Brown (1), Ty Hallock (1), Desmond Howard (1), Natrone Means (1), R. Jay Soward (1) and RB Stacey Mack (1).

**JAGUARS AMONG THE LEAGUE LEADERS:** The Jaguars finished the season 20th in the NFL in total offense (26th rushing, 18th passing), and they were tied for 16th in defense (10th rushing and 22nd passing). They allowed 286 points, an average of 17.9 per game that was the fourth lowest in the AFC. ... The offense was 10th in the AFC with 289 first downs and 14th in the conference in third-down percentage (70 of 198 35.4 percent). The defense tied for 11th in allowing 300 first downs and was 11th in the AFC in opponent's third-down conversions (87 of 227, 38.3 percent). ... The Jaguars finished minus-three on the turnover table, ninth in the AFC. ... Jacksonville's 43 sacks tied for fourth in the AFC. ... The Jacksonville run defense allowed 3.4 yards per carry, tied for second best in the NFL. ... The Jaguars were seventh in the AFC with a 50.0 percent rate on scoring touchdowns inside the red zone (24 of 48). Defensively, the Jaguars tied for 10th in the AFC with opponents scoring touchdowns on 50.0 percent of red zone opportunities (24 of 48). ... PK Mike Hollis finished 14th among AFC kickers in scoring with 83 points. ... QB Mark Brunell tied for fourth in the AFC in passing with a 84.1 rating. ... WR Jimmy Smith finished second in the NFL in receiving with 112 receptions (one behind Rod Smith), and his 1,373 receiving yards was second in the AFC and fourth in the NFL. ... WR Keenan McCardell was sixth in the AFC with 93 catches, and his 1,110 yards ranked ninth. ... Stacey Mack was 11th in the AFC in rushing with 877 yards and tied for sixth in TDs with 10. ... Chris Hanson finished fifth in the AFC with a 43.6 gross punting average and third in the AFC (and fourth in the NFL) with a 37.1 net average. ... Damon Gibson was eighth in the AFC with a 8.8-yard average on punt returns. ... Despite missing the season's first four games, DE Tony Brackens tied for fifth in the AFC with 11.0 sacks, the second most of his career.

**STATS AND SUCH:** Mark Brunell is 57-42 as a starter in regular-season games, 61-46 overall. He has won more games under head coach Tom Coughlin than any current NFL quarterback under his head coach. ... Until being shut out in the season finale, PK Mike Hollis had scored in 92 consecutive regular-season games in which he had played (and all eight in the playoffs). He had 764 points in his seven years with the Jaguars. ... Of the Jaguars' 321 completed passes in 2001, 229 were to wide receivers, 44 to tight ends and 48 to running backs. ... WR Jimmy Smith's 112 receptions were the second most in team history. His team record is 116 catches, set in 1999. ... The Jaguars were 3 for 12 on fourth-down conversions this season; their opponents were 5 for 18. ... The offense used 11 different starting lineup combinations in 16 games, and the defense had a different starting lineup in 13 of the 16 games. ... The Jaguars had only 11 plays of 30 or more yards in the 2001 season. They had 26 plays of 30-plus yards in 2000, 23 in 1999, 29 in 1998, 22 in 1997, 26 in 1996 and 12 in 1995. WR Jimmy Smith is the leader, with 52 of the 143 total plays of 30 or more yards. ... On 48 drives inside the opponent's 20, the Jaguars scored 24 touchdowns and 10 field goals (and 14 drives with no points). Their opponents had 48 trips inside the red zone and came away with 24 touchdowns and 16 field goals (and 8 drives with no points). ... Jaguars opponents began 35 possessions inside their own 20 and they scored on four of those drives (four field goals). The Jaguars began 41 possessions inside their own 20 and scored on 7 of those drives (6 touchdowns and 1 field goal). ... The Jaguars used turnovers to score 55 points, while their opponents scored 70 points off Jaguars' turnovers. ... In seven seasons, the Jaguars are 14 for 21 on two-point conversions (1 for 2 in 2001), while their opponents are 5 for 21 (0 for 2 in 2001). ... In seven seasons, the Jaguars have a winning record in every month except October and January. They are 1-0 in August, 14-12 in September, 12-16 in October, 17-10 in November, 17-11 in December and 1-1 in January. ... In 2001, the Jaguars outscored their opponents in the first quarter (49-43) and third quarter (90-75) and were outscored in the second quarter (83-89) and fourth quarter (72-79).

The average age of the 53-man roster as of January 7 is 25.73 years old. There were 29 players 25 or younger, 19 players between 26 and 29 years old, and five players 30 or older. The youngest player was OT Maurice Williams (23 years, 0 months); the oldest player was MLB Hardy Nickerson (36 years, 4 months). ... There were 12 rookies on the 53-man roster, including five of the 10 draft choices (DT Marcus Stroud, OT Maurice Williams, LB Eric Westmoreland, S James Boyd and S Marlon McCree), as well as undrafted rookies FB Patrick Washington, TE Ryan Prince, RB Elvis Joseph, OT Patrick Venzke, OT Derrick Chambers, RB Reggie White and LB Donny Green. ... Nearly three-fourths of the players (39) had four years or less of NFL experience, and five players were in their eighth season or more. ... There were 25 players new to the team, and 28 who were with the team before the 2001 season. In addition to the 12 rookies, the other 13 new players were: WR Sean Dawkins, WR Damon Gibson, P Chris Hanson, TE/LS Joe Zelenka, LB Joe Wesley, CB Damen Wheeler and PK Jaret Holmes (veteran free agents); MLB Joseph Tuipala, WR Micah Ross and DB Renard Cox (first-year free agents) and S Ainsley Battles, LB Jeff Posey and QB Roderick Robinson (waivers). ... The Jaguars have 10 players who were first-round selections in the college draft, including seven of their own picks: WR Sean Dawkins (1993, Indianapolis), OT Tony Boselli (1995, Jaguars), TE Kyle Brady (1995, N.Y. Jets), LB Kevin Hardy (1996, Jaguars), DT Renaldo Wynn (1997, Jaguars), RB Fred Taylor (1998, Jaguars), S Donovan Darius (1998, Jaguars), CB Fernando Bryant (1999, Jaguars), WR R. Jay Soward (2000, Jaguars) and DT Marcus Stroud (2001, Jaguars).

WR Jimmy Smith has played in 111 of the 112 games in Jaguars history, and PK Mike Hollis is second with 108 games. ... The longest streak of consecutive starts is held by WR Keenan McCardell (43), followed by G Brad Meester (32). ... Eight players have played in 100 or more games during their careers: MLB Hardy Nickerson (209), WR Sean Dawkins (140), WR Keenan McCardell (132), WR Jimmy Smith (118), DT Gary Walker (109), TE Kyle Brady (108), PK Mike Hollis (108) and QB Mark Brunell (104). ... Nickerson leads with 185 career starts, followed by Dawkins (109) and TE Kyle Brady and DT Gary Walker (102 each). ... QB Mark Brunell has started 99 games for the Jaguars, followed by WR Keenan McCardell (93), OT Tony Boselli (90), WR Jimmy Smith (90) and LB Kevin Hardy (83).

**16-GAME STARTERS:** A total of 10 players (seven on offense and three on defense) started all 16 games this year.

|                       |   |
|-----------------------|---|
| ■ WR Jimmy Smith      | 3rd time  |
| ■ WR Keenan McCardell | 3rd time, all with Jaguars  |
| ■ TE Kyle Brady       | 4th time, 1st with Jaguars  |
| ■ OT Maurice Williams | 1st time, 4th Jaguars rookie to start all 16 games, joining Brian DeMarco, Fernando Bryant and Brad Meester |
| ■ G Brad Meester      | 2nd time, only Jaguars player to start his first 32 games after being drafted                               |
| ■ G Zach Wiegert      | 2nd time, 1st with Jaguars  |
| ■ C Jeff Smith        | 1st time  |
| ■ DE Renaldo Wynn     | 1st time  |
| ■ DT Seth Payne       | 2nd time  |
| ■ DT Gary Walker      | 4th time, 2nd time with Jaguars   |

# JACKSONVILLE JAGUARS DEPTH CHART

(as of 1/10/02)

## OFFENSE

|    |                                     |                               |  |
|----|-------------------------------------|-------------------------------|--|
| WR | 82 Jimmy Smith (16/16)              | 86 Micah Ross (5/0)           | 81 R. Jay Soward (0/0)                                 |
| LT | 78 Todd Fordham (12/12)             | 64 Aaron Koch (16/1)          | <u>70 Patrick Venzke</u> (0/0)                         |
| LG | 63 Brad Meester (16/16)             | 64 Aaron Koch (16/1)          |  |
| C  | 73 Jeff Smith (16/16)               | 66 John Wade (15/0)           | 64 Aaron Koch (16/1)                                   |
| RG | 77 Zach Wiegert (16/16)             | 64 Aaron Koch (16/1)          |  |
| RT | <u>74 Maurice Williams</u> (16/16)  | 78 Todd Fordham (12/12)       | <u>72 Derrick Chambers</u> (0/0)                       |
| TE | 80 Kyle Brady (16/16)               | <u>89 Ryan Prince</u> (8/2)   | 83 Joe Zelenka (16/0)                                  |
| WR | 87 Keenan McCardell (16/16)         | 84 Sean Dawkins (16/3)        | 85 Damon Gibson (16/0)                                 |
| QB | 8 Mark Brunell (15/15)              | 12 Jonathan Quinn (6/1)       | 10 Roderick Robinson (0/0)                             |
| RB | 34 Stacey Mack (16/11)              | <u>35 Elvis Joseph</u> (14/3) | <u>22 Reggie White</u> (5/0)      28 Fred Taylor (2/2) |
| FB | <u>31 Patrick Washington</u> (16/6) |                               |  |

## DEFENSE

|     |                                 |                                |  |
|-----|---------------------------------|--------------------------------|--|
| LE  | 97 Renaldo Wynn (16/16)         | 92 Rob Meier (16/0)            |  |
| LT  | 96 Gary Walker (16/16)          | <u>99 Marcus Stroud</u> (16/0) |  |
| RT  | 91 Seth Payne (16/16)           | 94 Larry Smith (7/0)           |  |
| RE  | 90 Tony Brackens (12/12)        | 95 Paul Spicer (16/4)          |  |
| SLB | 55 Danny Clark (13/3)           | 58 Jeff Posey (11/5)           | 50 Joe Wesley (6/0)  |
| MLB | 56 Hardy Nickerson (15/14)      | 57 Joseph Tuipala (12/0)       |  |
| WLB | 59 Edward Thomas (16/4)         | 55 Danny Clark (13/3)          | <u>52 Eric Westmoreland</u> (11/2) <u>54 Donny Green</u> (2/0) |
| LCB | 41 Kiwaukee Thomas (16/5)       | 36 Renard Cox (5/0)            |  |
| RCB | 29 Jason Craft (16/8)           | 27 Damen Wheeler (5/0)         |  |
| SS  | 20 Donovan Darius (11/11)       | <u>42 James Boyd</u> (16/0)    | 26 Ainsley Battles (13/11)                                     |
| FS  | <u>32 Marlon McCree</u> (13/11) | 26 Ainsley Battles (13/11)     |  |

## SPECIAL TEAMS

|    |                        |                   |  |
|----|------------------------|-------------------|--|
| P  | 2 Chris Hanson         |                   |  |
| PK | 1 Mike Hollis          | 3 Jaret Holmes    |  |
| KO | 3 Jaret Holmes         | 1 Mike Hollis     |  |
| H  | 2 Chris Hanson         | 12 Jonathan Quinn |  |
| PR | 85 Damon Gibson        |                   |  |
| KR | <u>35 Elvis Joseph</u> | 85 Damon Gibson   | 86 Micah Ross <u>31 Patrick Washington</u> |
| PC | 83 Joe Zelenka         |                   |  |
| KC | 83 Joe Zelenka         |                   |  |

underlined = rookie

( / ) = games played/games started

# JACKSONVILLE JAGUARS BY POSITION

(as of 1/10/02)

| OFFENSE (29)          |                     |       |      |     |     |     |                        |
|-----------------------|---------------------|-------|------|-----|-----|-----|------------------------|
|                       | NAME                | POS   | HT   | WT  | AGE | EXP | COLLEGE                |
| QUARTERBACKS (3)      | BRUNELL, Mark       | QB    | 6-1  | 217 | 31  | 9   | Washington             |
|                       | QUINN, Jonathan     | QB    | 6-6  | 240 | 26  | 4   | Middle Tennessee State |
|                       | ROBINSON, Roderick  | QB    | 6-3  | 235 | 25  | 1   | Arkansas-Pine Bluff    |
| RUNNING BACKS (5)     | JOSEPH, Elvis       | RB    | 6-1  | 215 | 23  | R   | Southern               |
|                       | MACK, Stacey        | RB/FB | 6-1  | 236 | 26  | 3   | Temple                 |
|                       | TAYLOR, Fred        | RB    | 6-1  | 228 | 25  | 4   | Florida                |
|                       | WASHINGTON, Patrick | FB    | 6-2  | 242 | 23  | R   | Virginia               |
|                       | WHITE, Reggie       | RB    | 6-0  | 228 | 22  | R   | Oklahoma State         |
| WIDE RECEIVERS (6)    | DAWKINS, Sean       | WR    | 6-4  | 206 | 30  | 9   | California             |
|                       | GIBSON, Damon       | WR/KR | 5-9  | 177 | 26  | 2   | Iowa                   |
|                       | McCARDELL, Keenan   | WR    | 6-1  | 190 | 32  | 10  | Nevada-Las Vegas       |
|                       | ROSS, Micah         | WR    | 6-3  | 220 | 25  | 1   | Jacksonville           |
|                       | SMITH, Jimmy        | WR    | 6-1  | 203 | 32  | 9   | Jackson State          |
|                       | SOWARD, R. Jay      | WR    | 5-11 | 182 | 23  | 2   | Southern California    |
| TIGHT ENDS (3)        | BRADY, Kyle         | TE    | 6-6  | 273 | 29  | 7   | Penn State             |
|                       | PRINCE, Ryan        | TE    | 6-4  | 255 | 23  | R   | Weber State            |
|                       | ZELENKA, Joe        | TE/LS | 6-3  | 263 | 25  | 3   | Wake Forest            |
| OFFENSIVE LINEMEN (9) | CHAMBERS, Derrick   | OT    | 6-4  | 305 | 23  | R   | Florida                |
|                       | FORDHAM, Todd       | OT/G  | 6-5  | 307 | 28  | 5   | Florida State          |
|                       | KOCH, Aaron         | OL    | 6-3  | 302 | 23  | 2   | Oregon State           |
|                       | MEESTER, Brad       | G     | 6-3  | 304 | 24  | 2   | Northern Iowa          |
|                       | SMITH, Jeff         | C/G   | 6-3  | 320 | 28  | 6   | Tennessee              |
|                       | VENZKE, Patrick     | OT    | 6-6  | 306 | 26  | R   | Idaho                  |
|                       | WADE, John          | C/G   | 6-5  | 302 | 26  | 4   | Marshall               |
|                       | WIEGERT, Zach       | G/OT  | 6-5  | 315 | 29  | 7   | Nebraska               |
|                       | WILLIAMS, Maurice   | OT    | 6-5  | 300 | 22  | R   | Michigan               |
| KICKERS (3)           | HANSON, Chris       | P     | 6-1  | 203 | 25  | 2   | Marshall               |
|                       | HOLLIS, Mike        | PK    | 5-7  | 176 | 29  | 7   | Idaho                  |
|                       | HOLMES, Jaret       | PK    | 6-0  | 203 | 25  | 2   | Auburn                 |
| DEFENSE (24)          |                     |       |      |     |     |     |                        |
|                       | NAME                | POS   | HT   | WT  | AGE | EXP | COLLEGE                |
| DEFENSIVE LINEMEN (8) | BRACKENS, Tony      | DE    | 6-4  | 264 | 27  | 6   | Texas                  |
|                       | MEIER, Rob          | DE    | 6-5  | 280 | 24  | 2   | Washington State       |
|                       | PAYNE, Seth         | DT    | 6-4  | 304 | 26  | 5   | Cornell                |
|                       | SMITH, Larry        | DT/DE | 6-5  | 290 | 27  | 3   | Florida State          |
|                       | SPICER, Paul        | DE    | 6-4  | 279 | 26  | 2   | Saginaw Valley State   |
|                       | STROUD, Marcus      | DT    | 6-6  | 322 | 23  | R   | Georgia                |
|                       | WALKER, Gary        | DT    | 6-2  | 306 | 28  | 7   | Auburn                 |
|                       | WYNN, Renaldo       | DE    | 6-3  | 280 | 27  | 5   | Notre Dame             |
| LINEBACKERS (8)       | CLARK, Danny        | LB    | 6-2  | 240 | 24  | 2   | Illinois               |
|                       | GREEN, Donny        | LB    | 6-2  | 238 | 24  | R   | Virginia               |
|                       | NICKERSON, Hardy    | MLB   | 6-2  | 228 | 36  | 15  | California             |
|                       | POSEY, Jeff         | LB    | 6-4  | 249 | 26  | 4   | Southern Mississippi   |
|                       | THOMAS, Edward      | LB    | 6-0  | 226 | 27  | 2   | Georgia Southern       |
|                       | TUIPALA, Joseph     | MLB   | 6-1  | 243 | 25  | 1   | San Diego State        |
|                       | WESLEY, Joe         | LB    | 6-1  | 234 | 25  | 2   | Louisiana State        |
|                       | WESTMORELAND, Eric  | LB    | 5-11 | 227 | 24  | R   | Tennessee              |
| DEFENSIVE BACKS (8)   | BATTLES, Ainsley    | S     | 5-10 | 195 | 23  | 2   | Vanderbilt             |
|                       | BOYD, James         | S     | 5-11 | 201 | 24  | R   | Penn State             |
|                       | COX, Renard         | DB    | 5-11 | 188 | 23  | 1   | Maryland               |
|                       | CRAFT, Jason        | CB    | 5-10 | 180 | 25  | 3   | Colorado State         |
|                       | DARIUS, Donovan     | SS    | 6-1  | 214 | 26  | 4   | Syracuse               |
|                       | McCREE, Marlon      | S     | 5-11 | 198 | 24  | R   | Kentucky               |
|                       | THOMAS, Kiwaukee    | CB    | 5-11 | 187 | 24  | 2   | Georgia Southern       |
|                       | WHEELER, Damen      | CB    | 5-9  | 179 | 24  | 1   | Colorado               |

# JACKSONVILLE JAGUARS ALPHABETICAL ROSTER

(as of 1/10/02)

| NO. | NAME                | POS   | HT   | WT  | BIRTH    | EXP | COLLEGE              | HOMETOWN                 | HOW ACQUIRED   | 2001<br>GP-GS-DNP-INA |
|-----|---------------------|-------|------|-----|----------|-----|----------------------|--------------------------|----------------|-----------------------|
| 26  | BATTLES, Ainsley    | S     | 5-10 | 195 | 11/6/78  | 2   | Vanderbilt           | Lilburn, Ga.             | W(Pitt.)-'01   | 13-11-0-3             |
| 42  | BOYD, James         | S     | 5-11 | 201 | 10/17/77 | R   | Penn State           | Chesapeake, Va.          | D3b-'01        | 16-0-0-0              |
| 90  | BRACKENS, Tony      | DE    | 6-4  | 264 | 12/26/74 | 6   | Texas                | Fairfield, Texas         | D2a-'96        | 12-12-0-4             |
| 80  | BRADY, Kyle         | TE    | 6-6  | 273 | 1/14/72  | 7   | Penn State           | New Cumberland, Pa.      | UFA-T(NYJ)-'99 | 16-16-0-0             |
| 8   | BRUNELL, Mark       | QB    | 6-1  | 217 | 9/17/70  | 9   | Washington           | Santa Maria, Calif.      | T(G.B.)-'95    | 15-15-0-1             |
| 72  | CHAMBERS, Derrick   | OT    | 6-4  | 305 | 1/28/78  | R   | Florida              | Shelby, N.C.             | ps(Tenn.)-'01  | 0-0-0-11              |
| 55  | CLARK, Danny        | LB    | 6-2  | 240 | 5/9/77   | 2   | Illinois             | Country Club Hills, Ill. | D7d-'00        | 13-3-0-3              |
| 36  | COX, Renard         | DB    | 5-11 | 188 | 3/3/78   | 1   | Maryland             | Richmond, Va.            | ps(N.O.)-'01   | 5-0-2-0               |
| 29  | CRAFT, Jason        | CB    | 5-10 | 180 | 2/13/76  | 3   | Colorado State       | Denver, Colo.            | D5-'99         | 16-8-0-0              |
| 20  | DARIUS, Donovin     | SS    | 6-1  | 214 | 8/12/75  | 4   | Syracuse             | Camden, N.J.             | D1b-'98        | 11-11-0-5             |
| 84  | DAWKINS, Sean       | WR    | 6-4  | 206 | 2/3/71   | 9   | California           | Sunnyvale, Calif.        | FA-'01         | 16-3-0-0              |
| 78  | FORDHAM, Todd       | OT/G  | 6-5  | 307 | 10/9/73  | 5   | Florida State        | Tifton, Ga.              | FA-'97         | 12-12-0-1             |
| 85  | GIBSON, Damon       | WR/KR | 5-9  | 177 | 2/25/75  | 2   | Iowa                 | Houston, Texas           | FA-'01         | 16-0-0-0              |
| 54  | GREEN, Donny        | LB    | 6-2  | 238 | 9/18/77  | R   | Virginia             | Hampton, Va.             | ps(Dal.)-'01   | 2-0-0-3               |
| 2   | HANSON, Chris       | P     | 6-1  | 203 | 10/25/76 | 2   | Marshall             | Riverdale, Ga.           | FA-'01         | 16-0-0-0              |
| 1   | HOLLIS, Mike        | PK    | 5-7  | 176 | 5/22/72  | 7   | Idaho                | Spokane, Wash.           | FA-'95         | 16-0-0-0              |
| 3   | HOLMES, Jaret       | PK    | 6-0  | 203 | 3/3/76   | 2   | Auburn               | Clinton, Miss.           | ps(Cin.)-'00   | 4-0-0-0               |
| 35  | JOSEPH, Elvis       | RB    | 6-1  | 215 | 8/30/78  | R   | Southern             | New Orleans, La.         | FA-'01         | 14-3-0-2              |
| 64  | KOCH, Aaron         | OL    | 6-3  | 302 | 2/21/78  | 2   | Oregon State         | Keizer, Ore.             | ps(Tenn.)-'00  | 16-1-0-0              |
| 34  | MACK, Stacey        | RB/FB | 6-1  | 236 | 6/26/75  | 3   | Temple               | Orlando, Fla.            | FA-'99         | 16-11-0-0             |
| 87  | McCARDELL, Keenan   | WR    | 6-1  | 191 | 1/6/70   | 10  | Nevada-Las Vegas     | Houston, Texas           | UFA(Balt.)-'96 | 16-16-0-0             |
| 32  | McCREE, Marlon      | S     | 5-11 | 198 | 3/17/77  | R   | Kentucky             | Daytona Beach, Fla.      | D7b-'01        | 13-11-1-2             |
| 63  | MEESTER, Brad       | G     | 6-3  | 304 | 3/23/77  | 2   | Northern Iowa        | Parkersburg, Iowa        | D2-'00         | 16-16-0-0             |
| 92  | MEIER, Rob          | DE    | 6-5  | 280 | 8/29/77  | 2   | Washington State     | W. Vancouver, B.C.       | D7b-'00        | 16-0-0-0              |
| 56  | NICKERSON, Hardy    | MLB   | 6-2  | 228 | 9/1/65   | 15  | California           | Compton, Calif.          | UFA(T.B.)-'00  | 15-14-0-1             |
| 91  | PAYNE, Seth         | DT    | 6-4  | 304 | 2/12/75  | 5   | Cornell              | Victor, N.Y.             | D4-'97         | 16-16-0-0             |
| 58  | POSEY, Jeff         | LB    | 6-4  | 249 | 8/14/75  | 4   | Southern Mississippi | Bassfield, Miss.         | W(Car.)-'01    | 11-5-0-0              |
| 89  | PRINCE, Ryan        | TE    | 6-4  | 255 | 5/16/78  | R   | Weber State          | Farmington, Utah         | FA-'01         | 8-2-1-2               |
| 12  | QUINN, Jonathan     | QB    | 6-6  | 240 | 2/27/75  | 4   | Middle Tenn. State   | Nashville, Tenn.         | D3-'98         | 6-1-10-0              |
| 10  | ROBINSON, Roderick  | QB    | 6-3  | 235 | 5/17/76  | 1   | Arkansas-Pine Bluff  | Memphis, Tenn.           | W(Ind.)-'01    | 0-0-0-11              |
| 86  | ROSS, Micah         | WR    | 6-3  | 220 | 1/13/76  | 1   | Jacksonville         | Jacksonville, Fla.       | FA-'01         | 5-0-0-0               |
| 73  | SMITH, Jeff         | C/G   | 6-3  | 320 | 5/25/73  | 6   | Tennessee            | Decatur, Tenn.           | FA-'00         | 16-16-0-0             |
| 82  | SMITH, Jimmy        | WR    | 6-1  | 203 | 2/9/69   | 9   | Jackson State        | Jackson, Miss.           | FA-'95         | 16-16-0-0             |
| 94  | SMITH, Larry        | DT/DE | 6-5  | 290 | 12/4/74  | 3   | Florida State        | Folkston, Ga.            | D2-'99         | 7-0-0-9               |
| 81  | SOWARD, R. Jay      | WR    | 5-11 | 182 | 1/16/78  | 2   | Southern California  | Rialto, Calif.           | D1-'00         | 0-0-0-2               |
| 95  | SPICER, Paul        | DE    | 6-4  | 279 | 8/18/75  | 2   | Saginaw Valley St.   | Indianapolis, Ind.       | FA-'00         | 16-4-0-0              |
| 99  | STROUD, Marcus      | DT    | 6-6  | 322 | 6/25/78  | R   | Georgia              | Barney, Ga.              | D1-'01         | 16-0-0-0              |
| 28  | TAYLOR, Fred        | RB    | 6-1  | 228 | 1/27/76  | 4   | Florida              | Belle Glade, Fla.        | D1a-'98        | 2-2-0-14              |
| 59  | THOMAS, Edward      | LB    | 6-1  | 226 | 9/27/74  | 2   | Georgia Southern     | Thomasville, Ga.         | FA-'00         | 16-4-0-0              |
| 41  | THOMAS, Kiwaukee    | CB    | 5-11 | 187 | 6/19/77  | 2   | Georgia Southern     | Perry, Ga.               | D5-'00         | 16-5-0-0              |
| 57  | TUIPALA, Joseph     | MLB   | 6-1  | 243 | 9/13/76  | 1   | San Diego State      | Ridgecrest, Calif.       | FA-'01         | 12-0-0-4              |
| 70  | VENZKE, Patrick     | OT    | 6-6  | 306 | 4/6/75   | R   | Idaho                | Essen, Germany           | FA-'01         | 0-0-0-12              |
| 66  | WADE, John          | C/G   | 6-5  | 302 | 1/25/75  | 4   | Marshall             | Harrisonburg, Va.        | D5-'98         | 15-0-0-1              |
| 96  | WALKER, Gary        | DT    | 6-2  | 306 | 2/28/73  | 7   | Auburn               | Lavonia, Ga.             | UFA(Tenn.)-'99 | 16-16-0-0             |
| 31  | WASHINGTON, Patrick | FB    | 6-2  | 242 | 3/4/78   | R   | Virginia             | Washington D.C.          | FA-'01         | 16-6-0-0              |
| 50  | WESLEY, Joe         | LB    | 6-1  | 234 | 11/10/76 | 2   | Louisiana State      | Brookhaven, Miss.        | FA-'01         | 6-0-0-0               |
| 52  | WESTMORELAND, Eric  | LB    | 6-0  | 227 | 3/11/77  | R   | Tennessee            | Jasper, Tenn.            | D3a-'01        | 11-2-0-5              |
| 27  | WHEELER, Damen      | CB    | 5-9  | 179 | 9/3/77   | 1   | Colorado             | Sacramento, Calif.       | FA-'01         | 5-0-0-0               |
| 22  | WHITE, Reggie       | RB    | 6-0  | 228 | 7/11/79  | R   | Oklahoma State       | Liberty, Texas           | FA-'01         | 5-0-1-0               |
| 77  | WIEGERT, Zach       | G/OT  | 6-5  | 315 | 8/16/72  | 7   | Nebraska             | Fremont, Neb.            | FA-'99         | 16-16-0-0             |
| 74  | WILLIAMS, Maurice   | OT    | 6-5  | 300 | 1/26/79  | R   | Michigan             | Detroit, Mich.           | D2-'01         | 16-16-0-0             |
| 97  | WYNN, Renaldo       | DE    | 6-3  | 280 | 9/3/74   | 5   | Notre Dame           | Chicago, Ill.            | D1-'97         | 16-16-0-0             |
| 83  | ZELENKA, Joe        | TE/LS | 6-3  | 263 | 3/9/76   | 3   | Wake Forest          | Cleveland, Ohio          | FA-'01         | 16-0-0-0              |

## INJURED RESERVE

|    |                  |     |      |     |         |   |                      |                     |                    |           |
|----|------------------|-----|------|-----|---------|---|----------------------|---------------------|--------------------|-----------|
| 69 | BANIEWICZ, Mark  | OT  | 6-6  | 304 | 3/24/77 | 2 | Syracuse             | Fairport, N.Y.      | Aug. 10 (triceps)  | 0-0-0-0   |
| 21 | BEASLEY, Aaron   | CB  | 6-0  | 199 | 7/7/73  | 6 | West Virginia        | Pottstown, Pa.      | Dec. 21 (shoulder) | 12-12-0-1 |
| 71 | BOSELLI, Tony    | OT  | 6-7  | 320 | 4/17/72 | 7 | Southern California  | Boulder, Colo.      | Oct. 22 (shoulder) | 3-3-0-0   |
| 25 | BRYANT, Fernando | CB  | 5-10 | 171 | 3/26/77 | 3 | Alabama              | Murfreesboro, Tenn. | Jan. 1 (foot)      | 10-9-0-5  |
| 51 | HARDY, Kevin     | SLB | 6-4  | 247 | 7/24/73 | 6 | Illinois             | Evansville, Ind.    | Dec. 11 (knee)     | 9-9-0-3   |
| 53 | SLAUGHTER, T.J.  | LB  | 6-0  | 231 | 2/20/77 | 2 | Southern Mississippi | Birmingham, Ala.    | Dec. 7 (knee)      | 9-8-0-3   |

## PRACTICE SQUAD

|    |                   |    |      |     |          |   |                    |                      |        |  |
|----|-------------------|----|------|-----|----------|---|--------------------|----------------------|--------|--|
| 17 | DOUGLAS, Henry    | WR | 5-11 | 167 | 3/3/77   | 1 | North Carolina A&T | Southern Pines, N.C. | FA-'01 |  |
| 93 | GARNER, Randy     | DE | 6-4  | 267 | 11/28/77 | R | Arkansas           | Douglasville, Texas  | FA-'01 |  |
| 68 | HOPKINS, Tam      | G  | 6-4  | 315 | 3/22/78  | R | Ohio State         | Winter Park, Fla.    | FA-'01 |  |
| 18 | NORTH, Ramondo    | WR | 6-0  | 180 | 3/30/77  | R | North Carolina A&T | Charlotte, N.C.      | FA-'01 |  |
| 48 | OFAHENGAE, Tevita | TE | 6-2  | 250 | 7/9/74   | R | Brigham Young      | Laie, Hawaii         | FA-'01 |  |

D=Drafted; FA=Free Agent; T=Trade; UFA=Unrestricted Free Agent; UFA-T=Transition Player; W=Waivers; ps=Signed off practice squad

**PRONUNCIATIONS:** Mark Baniewicz — BAN-uh-wits; Aaron Koch — COOK; Keenan McCardell — mc-CAR-dell; Tevita Ofahengae — O-fah-hay-NOW-way; Micah Ross — MIKE-uh; Kiwaukee Thomas — kee-WA-kee; Patrick Venzke — VENZ-skee; Zack Wiegert — WEE-ger

# JACKSONVILLE JAGUARS NUMERICAL ROSTER

(as of 1/10/02)

| NO. | NAME                | POS   | HT   | WT  | BIRTH | EXP | COLLEGE              | HOMETOWN                 | HOW ACQUIRED   | 2001<br>GP-GS-DNP-INA |
|-----|---------------------|-------|------|-----|-------|-----|----------------------|--------------------------|----------------|-----------------------|
| 1   | HOLLIS, Mike        | PK    | 5-7  | 176 | 29    | 7   | Idaho                | Spokane, Wash.           | FA-'95         | 16-0-0-0              |
| 2   | HANSON, Chris       | P     | 6-1  | 203 | 25    | 2   | Marshall             | Riverdale, Ga.           | FA-'01         | 16-0-0-0              |
| 3   | HOLMES, Jaret       | PK    | 6-0  | 203 | 25    | 2   | Auburn               | Clinton, Miss.           | ps(Cin.)-'00   | 4-0-0-0               |
| 8   | BRUNELL, Mark       | QB    | 6-1  | 217 | 31    | 9   | Washington           | Santa Maria, Calif.      | T(G.B.)-'95    | 15-15-0-1             |
| 10  | ROBINSON, Roderick  | QB    | 6-3  | 235 | 25    | 1   | Arkansas-Pine Bluff  | Memphis, Tenn.           | W(Ind.)-'01    | 0-0-0-11              |
| 12  | QUINN, Jonathan     | QB    | 6-6  | 240 | 26    | 4   | Middle Tenn. State   | Nashville, Tenn.         | D3-'98         | 6-1-10-0              |
| 20  | DARIUS, Donovin     | SS    | 6-1  | 214 | 26    | 4   | Syracuse             | Camden, N.J.             | D1b-'98        | 11-11-0-5             |
| 22  | WHITE, Reggie       | RB    | 6-0  | 228 | 22    | R   | Oklahoma State       | Liberty, Texas           | FA-'01         | 5-0-1-0               |
| 26  | BATTLES, Ainsley    | S     | 5-10 | 195 | 23    | 2   | Vanderbilt           | Lilburn, Ga.             | W(Pitt.)-'01   | 13-11-0-3             |
| 27  | WHEELER, Damen      | CB    | 5-9  | 179 | 24    | 1   | Colorado             | Sacramento, Calif.       | FA-'01         | 5-0-0-0               |
| 28  | TAYLOR, Fred        | RB    | 6-1  | 228 | 25    | 4   | Florida              | Belle Glade, Fla.        | D1a-'98        | 2-2-0-14              |
| 29  | CRAFT, Jason        | CB    | 5-10 | 180 | 25    | 3   | Colorado State       | Denver, Colo.            | D5-'99         | 16-8-0-0              |
| 31  | WASHINGTON, Patrick | FB    | 6-2  | 242 | 23    | R   | Virginia             | Washington D.C.          | FA-'01         | 16-6-0-0              |
| 32  | McCREE, Marlon      | S     | 5-11 | 198 | 24    | R   | Kentucky             | Daytona Beach, Fla.      | D7b-'01        | 13-11-1-2             |
| 34  | MACK, Stacey        | RB/FB | 6-1  | 236 | 26    | 3   | Temple               | Orlando, Fla.            | FA-'99         | 16-11-0-0             |
| 35  | JOSEPH, Elvis       | RB    | 6-1  | 215 | 23    | R   | Southern             | New Orleans, La.         | FA-'01         | 14-3-0-2              |
| 36  | COX, Renard         | DB    | 5-11 | 188 | 23    | 1   | Maryland             | Richmond, Va.            | ps(N.O.)-'01   | 5-0-2-0               |
| 41  | THOMAS, Kiwaukee    | CB    | 5-11 | 187 | 24    | 2   | Georgia Southern     | Perry, Ga.               | D5-'00         | 16-5-0-0              |
| 42  | BOYD, James         | S     | 5-11 | 201 | 24    | R   | Penn State           | Chesapeake, Va.          | D3b-'01        | 16-0-0-0              |
| 50  | WESLEY, Joe         | LB    | 6-1  | 234 | 25    | 2   | Louisiana State      | Brookhaven, Miss.        | FA-'01         | 6-0-0-0               |
| 52  | WESTMORELAND, Eric  | LB    | 5-11 | 227 | 24    | R   | Tennessee            | Jasper, Tenn.            | D3a-'01        | 11-2-0-5              |
| 54  | GREEN, Donny        | LB    | 6-2  | 238 | 24    | R   | Virginia             | Hampton, Va.             | ps(Dal.)-'01   | 2-0-0-3               |
| 55  | CLARK, Danny        | LB    | 6-2  | 240 | 24    | 2   | Illinois             | Country Club Hills, Ill. | D7d-'00        | 13-3-0-3              |
| 56  | NICKERSON, Hardy    | MLB   | 6-2  | 228 | 36    | 15  | California           | Compton, Calif.          | UFA(T.B.)-'00  | 15-14-0-1             |
| 57  | TUIPALA, Joseph     | MLB   | 6-1  | 243 | 25    | 1   | San Diego State      | Ridgecrest, Calif.       | FA-'01         | 12-0-0-4              |
| 58  | POSEY, Jeff         | LB    | 6-4  | 249 | 26    | 4   | Southern Mississippi | Bassfield, Miss.         | W(Car.)-'01    | 11-5-0-0              |
| 59  | THOMAS, Edward      | LB    | 6-0  | 226 | 27    | 2   | Georgia Southern     | Thomasville, Ga.         | FA-'00         | 16-4-0-0              |
| 63  | MEESTER, Brad       | G     | 6-3  | 304 | 24    | 2   | Northern Iowa        | Parkersburg, Iowa        | D2-'00         | 16-16-0-0             |
| 64  | KOCH, Aaron         | OL    | 6-3  | 302 | 23    | 2   | Oregon State         | Keizer, Ore.             | ps(Tenn.)-'00  | 16-1-0-0              |
| 66  | WADE, John          | C/G   | 6-5  | 302 | 26    | 4   | Marshall             | Harrisonburg, Va.        | D5-'98         | 15-0-0-1              |
| 70  | VENZKE, Patrick     | OT    | 6-6  | 306 | 26    | R   | Idaho                | Essen, Germany           | FA-'01         | 0-0-0-12              |
| 72  | CHAMBERS, Derrick   | OT    | 6-4  | 305 | 23    | R   | Florida              | Shelby, N.C.             | ps(Tenn.)-'01  | 0-0-0-11              |
| 73  | SMITH, Jeff         | C/G   | 6-3  | 320 | 28    | 6   | Tennessee            | Decatur, Tenn.           | FA-'00         | 16-16-0-0             |
| 74  | WILLIAMS, Maurice   | OT    | 6-5  | 300 | 22    | R   | Michigan             | Detroit, Mich.           | D2-'01         | 16-16-0-0             |
| 77  | WIEGERT, Zach       | G/OT  | 6-5  | 315 | 29    | 7   | Nebraska             | Fremont, Neb.            | FA-'99         | 16-16-0-0             |
| 78  | FORDHAM, Todd       | OT/G  | 6-5  | 307 | 28    | 5   | Florida State        | Tifton, Ga.              | FA-'97         | 12-12-0-1             |
| 80  | BRADY, Kyle         | TE    | 6-6  | 273 | 29    | 7   | Penn State           | New Cumberland, Pa.      | UFA-T(NYJ)-'99 | 16-16-0-0             |
| 81  | SOWARD, R. Jay      | WR    | 5-11 | 182 | 23    | 2   | Southern California  | Rialto, Calif.           | D1-'00         | 0-0-0-2               |
| 82  | SMITH, Jimmy        | WR    | 6-1  | 203 | 32    | 9   | Jackson State        | Jackson, Miss.           | FA-'95         | 16-16-0-0             |
| 83  | ZELENKA, Joe        | TE/LS | 6-3  | 263 | 25    | 3   | Wake Forest          | Cleveland, Ohio          | FA-'01         | 16-0-0-0              |
| 84  | DAWKINS, Sean       | WR    | 6-4  | 206 | 30    | 9   | California           | Sunnyvale, Calif.        | FA-'01         | 16-3-0-0              |
| 85  | GIBSON, Damon       | WR/KR | 5-9  | 177 | 26    | 2   | Iowa                 | Houston, Texas           | FA-'01         | 16-0-0-0              |
| 86  | ROSS, Micah         | WR    | 6-3  | 220 | 25    | 1   | Jacksonville         | Jacksonville, Fla.       | FA-'01         | 5-0-0-0               |
| 87  | McCARDELL, Keenan   | WR    | 6-1  | 190 | 32    | 10  | Nevada-Las Vegas     | Houston, Texas           | UFA(Balt.)-'96 | 16-16-0-0             |
| 89  | PRINCE, Ryan        | TE    | 6-4  | 255 | 23    | R   | Weber State          | Farmington, Utah         | FA-'01         | 8-2-1-2               |
| 90  | BRACKENS, Tony      | DE    | 6-4  | 264 | 27    | 6   | Texas                | Fairfield, Texas         | D2a-'96        | 12-12-0-4             |
| 91  | PAYNE, Seth         | DT    | 6-4  | 304 | 26    | 5   | Cornell              | Victor, N.Y.             | D4-'97         | 16-16-0-0             |
| 92  | MEIER, Rob          | DE    | 6-5  | 280 | 24    | 2   | Washington State     | W. Vancouver, B.C.       | D7b-'00        | 16-0-0-0              |
| 94  | SMITH, Larry        | DT/DE | 6-5  | 290 | 27    | 3   | Florida State        | Folkston, Ga.            | D2-'99         | 7-0-0-9               |
| 95  | SPICER, Paul        | DE    | 6-4  | 279 | 26    | 2   | Saginaw Valley St.   | Indianapolis, Ind.       | FA-'00         | 16-4-0-0              |
| 96  | WALKER, Gary        | DT    | 6-2  | 306 | 28    | 7   | Auburn               | Lavonia, Ga.             | UFA(Tenn.)-'99 | 16-16-0-0             |
| 97  | WYNN, Renaldo       | DE    | 6-3  | 280 | 27    | 5   | Notre Dame           | Chicago, Ill.            | D1-'97         | 16-16-0-0             |
| 99  | STROUD, Marcus      | DT    | 6-6  | 322 | 23    | R   | Georgia              | Barney, Ga.              | D1-'01         | 16-0-0-0              |

D=Drafted; FA=Free Agent; T=Trade; UFA=Unrestricted Free Agent; UFA-T=Transition Player; W=Waivers; ps=Signed off practice squad

**Head Coach:** Tom Coughlin

**Assistant Coaches:** John Bonamego (assistant special teams), Perry Fewell (secondary), Greg Finnegan (assistant strength and conditioning), Frank Gansz (special teams coordinator), Paul Haynes (defensive quality control), Fred Hoaglin (tight ends), Jerald Ingram (running backs), Mike Maser (offensive line), Garrick McGee (offensive quality control), John McNulty (wide receivers), Gary Moeller (defensive coordinator), Jerry Palmieri (strength and conditioning), John Pease (assistant head coach/defensive line), Bob Petrino (offensive coordinator), Lucious Selmon (outside linebackers), Steve Szabo (inside linebackers)



# HOW THE JAGUARS WERE BUILT

(as of 1/10/02)

| VETERAN<br>AND FIRST-YEAR<br>FREE AGENTS<br>(25)   | UNRESTRICTED<br>FREE AGENTS<br>(5) | TRADE<br>(1)    | WAIVERS<br>(3)   | COLLEGE<br>DRAFT<br>(25)   |
|--|------------------------------------|-----------------|--|--|
| 1995 PK Mike Hollis<br>WR Jimmy Smith  |                                    | QB Mark Brunell |  | OT Tony Boselli (I.R.)   |
| 1996   | WR Keenan McCardell                |                 |  | LB Kevin Hardy (I.R.)<br>DE Tony Brackens<br>CB Aaron Beasley (I.R.)   |
| 1997   |                                    |                 |  | DE Renaldo Wynn<br>DT Seth Payne   |
| 1998   |                                    |                 |  | RB Fred Taylor<br>SS Donovan Darius<br>QB Jonathan Quinn<br>C John Wade  |
| 1999 RB Stacey Mack<br>G/OT Zach Wiegert   | TE Kyle Brady #<br>DT Gary Walker  |                 |  | CB Fernando Bryant (I.R.)<br>DT Larry Smith<br>CB Jason Craft  |
| 2000 OL Aaron Koch<br>DE Paul Spicer<br>LB Edward Thomas   | MLB Hardy Nickerson                |                 |  | WR R. Jay Soward<br>G Brad Meester<br>LB T.J. Slaughter (I.R.)<br>CB Kiwaukee Thomas<br>DE Rob Meier<br>LB Danny Clark<br>OT Mark Baniewicz (I.R.) |
| 2001 OT Derrick Chambers<br>CB Renard Cox<br>WR Sean Dawkins<br>OT/G Todd Fordham<br>WR Damon Gibson<br>LB Donny Green<br>P Chris Hanson<br>PK Jaret Holmes<br>RB Elvis Joseph<br>TE Ryan Prince<br>WR Micah Ross<br>LB Joseph Tuipala<br>OT Patrick Venzke<br>FB Patrick Washington<br>LB Joe Wesley<br>CB Damen Wheeler<br>RB Reggie White<br>TE Joe Zelenka | C Jeff Smith                       |                 | S Ainsley Battles<br>LB Jeff Posey<br>QB Roderick Robinson | DT Marcus Stroud<br>OT Maurice Williams<br>LB Eric Westmoreland<br>S James Boyd<br>S Marlon McCree   |

# Transition player

## ROSTER ANALYSIS

| OFFENSE (26)       | DEFENSE (24) | AGE          | EXPERIENCE  |
|--------------------|--------------|--------------|-------------|
| QB — 3             | DL — 8       | 21 — 0       | R — 12      |
| RB — 5             | LB — 8       | 22 — 2       | 1 — 5       |
| WR — 6             | DB — 8       | 23 — 9       | 2 — 13      |
| TE — 3             |              | 24 — 9       | 3 — 4       |
| OL — 9             |              | 25 — 9       | 4 — 5       |
|                    |              | 26 — 9       | 5 — 3       |
|                    |              | 27 — 4       | 6 — 2       |
| <u>KICKERS (3)</u> |              | 28 — 3       | 7 — 4       |
| P — 1              |              | 29 — 3       | 8 — 0       |
| PK — 2             |              | 30 — 1       | 9 — 3       |
|                    |              | 31 — 1       | 10 — 1      |
|                    |              | 32 — 2       | 11 — 0      |
|                    |              | 33 — 0       | 12 — 0      |
|                    |              | 34 — 0       | 13 — 0      |
|                    |              | 35 — 0       | 14 — 0      |
|                    |              | 36 — 1       | 15 — 1      |
|                    |              | AVG. — 25.73 | AVG. — 3.21 |

# JACKSONVILLE JAGUARS 2001 ROSTER MOVES

(as of 1/10/02)

| DATE    | PLAYER                  | TRANSACTION                         |  | DATE     | PLAYER                  | TRANSACTION                          |
|---------|-------------------------|-------------------------------------|--|----------|-------------------------|--------------------------------------|
| Dec. 27 | HORACEK, Mike, WR       | Signed contract                     |  | Aug. 17  | ROSS, Micah, WR         | Signed contract                      |
| Dec. 27 | MILLER, Craig, S        | Signed contract                     |  | Aug. 18  | LANGLEY, Aron, P        | Waived                               |
| Dec. 27 | WATKINS, James, S       | Signed contract                     |  | Aug. 18  | HANSON, Chris, P        | Signed contract                      |
| Jan. 3  | CLEMENS, Kevin, FB      | Signed contract                     |  | Aug. 25  | HLAVACEK, Evan, CB      | Placed on reserve/left squad         |
| Jan. 3  | HLAVACEK, Evan, DB      | Signed contract                     |  | Aug. 25  | DENMAN, Anthony, LB     | Waived                               |
| Feb. 27 | BARLOW, Reggie, WR      | Released                            |  | Aug. 25  | HARKLAU, Ryan, DT       | Waived                               |
| Feb. 27 | CHUSTZ, Joe, OT         | Released                            |  | Aug. 25  | NEUFELD, Ryan, TE       | Waived                               |
| Feb. 27 | NEUJAHN, Quentin, C     | Released                            |  | Aug. 25  | LONG, Jeff, OT          | Waived                               |
| Feb. 27 | SMEENGE, Joel, DE       | Released                            |  | Aug. 25  | WHITE, Ted, QB          | Waived                               |
| Feb. 27 | STEWART, Rayna, S       | Released                            |  | Aug. 25  | YOUNG, Billy, G         | Waived                               |
| Feb. 27 | WILLIAMS, Jermaine, FB  | Tender offer not exercised          |  | Aug. 28  | AMMAN, Justin, G        | Waived                               |
| Mar. 1  | BOYER, Brant, LB        | Released                            |  | Aug. 28  | HARRIS, Marcellus, WR   | Waived                               |
| Mar. 1  | CLEMENS, Kevin, FB      | Released                            |  | Aug. 28  | ROSS, Micah, WR         | Waived                               |
| Mar. 1  | GRIFFITH, Rich, TE      | Released                            |  | Aug. 28  | WESTBROOKS, Jerry, RB   | Waived                               |
| Mar. 1  | HLAVACEK, Evan, CB      | Released                            |  | Aug. 28  | YEAST, Julius, DT       | Waived                               |
| Mar. 1  | HORACEK, Mike, WR       | Released                            |  | Aug. 28  | HOGANS, Richard, MLB    | Waived/Injured                       |
| Mar. 1  | MARTIN, Jamie, QB       | Released                            |  | Aug. 28  | COLLINS, McAllister, C  | Waived                               |
| Mar. 1  | SEARCY, Leon, OT        | Released                            |  | Aug. 28  | KADELA, Dave, OT        | Claimed off waivers (Atl.)           |
| Mar. 1  | STAI, Brenden, G        | Released                            |  | Aug. 29  | LOCKHART, Radell, DE    | Waived                               |
| Mar. 1  | STORZ, Erik, LB         | Released                            |  | Aug. 29  | ZAHURSKY, Steve, OT     | Claimed off waivers (Clev.)          |
| Mar. 1  | THOMAS, Edward, LB      | Released                            |  | Sept. 2  | BROOMFIELD, Donald, DT  | Waived                               |
| Mar. 9  | STAI, Brenden, G        | Signed with Detroit (UFA)           |  | Sept. 2  | CHEVRIER, Randy, DT/LS  | Waived                               |
| Mar. 12 | BOYER, Brant, LB        | Signed with Cleveland (UFA)         |  | Sept. 2  | CLEMENS, Kevin, FB      | Waived                               |
| Mar. 13 | SEARCY, Leon, OT        | Signed with Baltimore (UFA)         |  | Sept. 2  | DANIELS, LeShun, G      | Waived                               |
| Mar. 20 | BARLOW, Reggie, WR      | Signed with Oakland (UFA)           |  | Sept. 2  | FLOWERS, Richmond, WR   | Waived                               |
| Mar. 30 | BRUNELL, Mark, QB       | Signed new contract                 |  | Sept. 2  | GOVEN, Ryan, LB         | Waived                               |
| Apr. 2  | MARTIN, Jamie, QB       | Signed contract                     |  | Sept. 2  | HART, Lawrence, TE      | Waived                               |
| Apr. 2  | THOMAS, Edward, LB      | Signed contract                     |  | Sept. 2  | JOHNSON, Brent, DE      | Waived                               |
| Apr. 2  | HLAVACEK, Evan, CB      | Signed contract                     |  | Sept. 2  | KADELA, Dave, OT        | Waived                               |
| Apr. 2  | CLEMENS, Kevin, FB      | Signed contract                     |  | Sept. 2  | LAKE, Carnell           | Released                             |
| Apr. 2  | SMITH, Chandler, DB     | Signed contract                     |  | Sept. 2  | LEAVERTON, David, P     | Waived                               |
| Apr. 2  | LANGLEY, Aron, P        | Signed contract                     |  | Sept. 2  | LEDFOURD, Dwayne, G     | Waived                               |
| Apr. 2  | LOGAN, Mike, S          | Signed with Pittsburgh (UFA)        |  | Sept. 2  | MARTIN, Jamie, QB       | Released                             |
| Apr. 12 | BARKER, Bryan, P        | Signed with Washington (UFA)        |  | Sept. 2  | NELSON, Reggie, OT/G    | Waived                               |
| Apr. 12 | FORDHAM, Todd, G/OT     | Signed with Denver (UFA)            |  | Sept. 2  | PELSHAK, Troy, LB       | Waived                               |
| Apr. 16 | SMITH, Jeff, C          | Signed contract                     |  | Sept. 2  | PRINCE, Ryan, TE        | Waived                               |
| Apr. 18 | HOGANS, Richard         | Signed contract                     |  | Sept. 2  | SMITH, Chandler, CB     | Waived                               |
| Apr. 20 | COOKS, Kerry, S         | Signed contract                     |  | Sept. 2  | VENZKE, Patrick, OT     | Waived                               |
| Apr. 20 | TUIPALA, Joseph, LB     | Signed contract                     |  | Sept. 2  | WARD, Chad, G           | Waived                               |
| Apr. 21 | STROUD, Marcus, DT      | Drafted (1)                         |  | Sept. 2  | WATKINS, James, S       | Waived                               |
| Apr. 21 | WILLIAMS, Maurice, OT   | Drafted (2)                         |  | Sept. 2  | WESLEY, Joe, LB         | Waived                               |
| Apr. 21 | WESTMORELAND, Eric, LB  | Drafted (3a)                        |  | Sept. 2  | WADE, John, C           | Activated from active/PUP            |
| Apr. 21 | BOYD, James, S          | Drafted (3b)                        |  | Sept. 2  | SOWARD, R. Jay, WR      | Placed on reserve/suspended          |
| Apr. 22 | LEAVERTON, David, P     | Drafted (5)                         |  | Sept. 3  | BROWN, Delvin, S        | Waived                               |
| Apr. 22 | WARD, Chad, G           | Drafted (6)                         |  | Sept. 3  | CRISS, Shad, CB         | Waived                               |
| Apr. 22 | DENMAN, Anthony, LB     | Drafted (7a)                        |  | Sept. 3  | STITH, Shyrone, RB      | Waived                               |
| Apr. 22 | McCREE, Marlon, S       | Drafted (7b)                        |  | Sept. 3  | BATTLES, Ainsley, S     | Claimed off waivers (Pitt.)          |
| Apr. 22 | FLOWERS, Richmond, WR   | Drafted (7c)                        |  | Sept. 3  | MOREAU, Frank, RB       | Claimed off waivers (K.C.)           |
| Apr. 22 | CHEVRIER, Randy, DT     | Drafted (7d)                        |  | Sept. 3  | MORELAND, Earthwind, CD | Claimed off waivers (N.O.)           |
| Apr. 23 | BLANCHARD, Jimmy, QB    | Signed contract                     |  | Sept. 3  | STAMBAUGH, Phil, QB     | Claimed off waivers (N.O.)           |
| Apr. 23 | BROWN, Delvin, S        | Signed contract                     |  | Sept. 3  | FLOWERS, Richmond, WR   | Signed to practice squad             |
| Apr. 23 | COLLINS, McAllister, C  | Signed contract                     |  | Sept. 3  | GARNER, Randy, DE       | Signed to practice squad             |
| Apr. 23 | GATES, Nate, CB         | Signed contract                     |  | Sept. 3  | PRINCE, Ryan, TE        | Signed to practice squad             |
| Apr. 23 | GOVEN, Ryan, LB         | Signed contract                     |  | Sept. 3  | VENZKE, Patrick, OT     | Signed to practice squad             |
| Apr. 23 | HARKLAU, Ryan, DT       | Signed contract                     |  | Sept. 3  | WARD, Chad, G           | Signed to practice squad             |
| Apr. 23 | HARRIS, Marcellus, WR   | Signed contract                     |  | Sept. 12 | MORELAND, Earthwind, CB | Waived                               |
| Apr. 23 | JOSEPH, Elvis, RB       | Signed contract                     |  | Sept. 12 | BROWN, Delvin, S        | Signed contract                      |
| Apr. 23 | LOCKHART, Radell, DE    | Signed contract                     |  | Sept. 18 | FLOWERS, Richmond, WR   | Waived from practice squad           |
| Apr. 23 | McCLINTOCK, Dustin, FB  | Signed contract                     |  | Sept. 18 | MORELAND, Earthwind, CB | Signed to practice squad             |
| Apr. 23 | NIKOLAO, Jason, DT      | Signed contract                     |  | Oct. 2   | SHEPHERD, Gannon, G/OT  | Waived                               |
| Apr. 23 | PRINCE, Ryan, TE        | Signed contract                     |  | Oct. 2   | FORDHAM, Todd, OT/G     | Signed contract                      |
| Apr. 23 | STANLEY, Antonio, WR    | Signed contract                     |  | Oct. 5   | ZAHURSKY, Steve, OT     | Waived                               |
| Apr. 23 | VENZKE, Patrick, OT     | Signed contract                     |  | Oct. 5   | WESLEY, Joe, LB         | Signed contract                      |
| Apr. 23 | WASHINGTON, Patrick, FB | Signed contract                     |  | Oct. 11  | WESLEY, Joe, LB         | Waived                               |
| Apr. 23 | WESTBROOKS, Jerry, RB   | Signed contract                     |  | Oct. 14  | VENZKE, Patrick, OT     | Activated from practice squad        |
| Apr. 23 | WILLIAMS, Brian, MLB    | Signed contract                     |  | Oct. 14  | HOPSON, Tyrone, G       | Signed to practice squad             |
| Apr. 23 | WILLIAMS, Randal, WR    | Signed contract                     |  | Oct. 14  | WHEELER, Damen, CB      | Signed to practice squad             |
| Apr. 23 | YOUNG, Billy, G         | Signed contract                     |  | Oct. 14  | MORELAND, Earthwind, CB | Waived from practice squad           |
| Apr. 24 | FRANKLIN, Nick, TE      | Signed contract                     |  | Oct. 22  | BOSELLI, Tony, OT       | Placed on injured reserve (shoulder) |
| Apr. 26 | WHITE, Ted, QB          | Claimed on waivers (T.B.)           |  | Oct. 22  | CHAMBERS, Derrick, OT   | Signed from Tenn. practice squad     |
| Apr. 30 | BLANCHARD, Jimmy, QB    | Waived                              |  | Oct. 22  | HOPSON, Tyrone, G       | Waived from practice squad           |
| Apr. 30 | MAYS, Antonio, DT       | Signed contract                     |  | Oct. 22  | WESLEY, Joe, LB         | Signed to practice squad             |
| May 3   | HART, Lawrence, TE      | Signed contract                     |  | Oct. 27  | WILLIAMS, Randal, WR    | Waived                               |
| May 8   | FRANKLIN, Nick, TE      | Waived                              |  | Oct. 27  | PRINCE, Ryan, TE        | Activated from practice squad        |
| May 14  | LONG, Jeff, OT          | Signed contract                     |  | Oct. 30  | ROSS, Micah, WR         | Signed to practice squad             |
| May 14  | LEROY, Emarlos          | Waived                              |  | Nov. 6   | BROWN, Delvin, S        | Waived                               |
| May 14  | JOHNSON, Brent, DE      | Signed contract                     |  | Nov. 6   | COX, Renard, DB         | Signed from N.O. practice squad      |
| May 30  | DAWKINS, Sean, WR       | Signed contract                     |  | Nov. 21  | STAMBAUGH, Phil, QB     | Waived                               |
| May 30  | McCREE, Marlon, S       | Signed contract                     |  | Nov. 21  | TARLE, Jim, PK          | Waived                               |
| June 4  | MARTS, Lonnie, LB       | Released                            |  | Nov. 21  | WESLEY, Joe, LB         | Waived from practice squad           |
| June 4  | WESTMORELAND, Eric, LB  | Signed contract                     |  | Nov. 21  | POSEY, Jeff, LB         | Claimed on waivers from Car.         |
| June 14 | BOYD, James, S          | Signed contract                     |  | Nov. 21  | ROBINSON, Roderick, QB  | Claimed on waivers from Ind.         |
| June 14 | WARD, Chad, G           | Signed contract                     |  | Nov. 22  | JONES, Damon, TE        | Waived/Injured                       |
| June 17 | CHEVRIER, Randy, LS/DT  | Signed contract                     |  | Nov. 26  | SOWARD, R. Jay, WR      | Activated from suspension            |
| June 25 | COOKS, KERRY, S         | Waived                              |  | Nov. 27  | MOREAU, Frank, RB       | Waived                               |
| June 26 | DENMAN, Anthony, LB     | Signed contract                     |  | Nov. 27  | WHITE, Reggie, RB       | Signed contract                      |
| June 29 | GIBSON, Damon, WR       | Signed contract                     |  | Nov. 28  | WESLEY, Joe, LB         | Signed to practice squad             |
| July 2  | BLACKWELL, Kory, CB     | Signed contract                     |  | Dec. 4   | WHITTED, Alvis, WR      | Released                             |
| July 5  | DANIELS, LeShun, G      | Signed contract                     |  | Dec. 4   | WESLEY, Joe, LB         | Activated from practice squad        |
| July 10 | BROOMFIELD, Donald, DT  | Signed contract                     |  | Dec. 5   | OFAHENGAUE, Tevita, TE  | Signed to practice squad             |
| July 10 | NIKOLAO, Jason, DT      | Waived                              |  | Dec. 7   | SLAUGHTER, T.J., LB     | Placed on injured reserve (knee)     |
| July 17 | FLOWERS, Richmond, WR   | Signed contract                     |  | Dec. 7   | WHEELER, Damen, CB      | Activated from practice squad        |
| July 18 | WILLIAMS, Brian, LB     | Waived                              |  | Dec. 8   | SOWARD, R. Jay          | Suspended by team                    |
| July 23 | LEAVERTON, David, P     | Signed contract                     |  | Dec. 8   | ROSS, Micah, WR         | Activated from practice squad        |
| July 25 | WILLIAMS, Maurice, OT   | Signed contract                     |  | Dec. 11  | HARDY, Kevin, LB        | Placed on injured reserve (knee)     |
| July 25 | WESLEY, Joe, LB         | Signed contract                     |  | Dec. 11  | COX, Renard, CB         | Waived                               |
| July 26 | STROUD, Marcus, DT      | Signed contract                     |  | Dec. 11  | HOLMES, Jaret, PK       | Signed contract                      |
| July 27 | WADE, John, C           | Placed on Active/PUP (foot)         |  | Dec. 11  | REDMOND, Jimmy, WR      | Signed to practice squad             |
| Aug. 6  | MILLER, Craig, S        | Retired                             |  | Dec. 12  | GREEN, Donny, LB        | Signed from Dallas practice squad    |
| Aug. 10 | BANIEWICZ, Mark, OT     | Placed on injured reserve (triceps) |  | Dec. 12  | COX, Renard, CB         | Signed to practice squad             |
| Aug. 12 | MAYS, Antonio, DT       | Waived                              |  | Dec. 21  | BEASLEY, Aaron, CB      | Placed on injured reserve (shoulder) |
| Aug. 12 | YEAST, Julius, DT       | Signed contract                     |  | Dec. 21  | COX, Renard, CB         | Activated from practice squad        |
| Aug. 13 | McCLINTOCK, Dustin, FB  | Waived                              |  | Dec. 24  | REDMOND, Jimmy, WR      | Waived from practice squad           |
| Aug. 13 | ZELENKA, Joe, TE        | Signed contract                     |  | Dec. 24  | NORTH, Ramondo, WR      | Signed to practice squad             |
| Aug. 15 | AMMAN, Justin, G        | Claimed on waivers (S.D.)           |  | Dec. 26  | WARD, Chad, G           | Signed by San Francisco 49ers        |
| Aug. 17 | BLACKWELL, Kory, CB     | Waived/injured                      |  | Dec. 26  | HOPKINS, Tam, G         | Signed to practice squad             |
| Aug. 17 | STANLEY, Antonio, WR    | Waived/injured                      |  | Jan. 1   | BRYANT, Fernando, CB    | Placed on injured reserve (foot)     |
| Aug. 17 | OLSON, Erik, S          | Waived/injured                      |  | Jan. 1   | SOWARD, R. Jay          | Activated from suspension            |
| Aug. 17 | SMITH, Emanuel, WR      | Waived/injured                      |  | Jan. 1   | DOUGLAS, Henry, WR      | Signed to practice squad             |

JACKSONVILLE JAGUARS 2001 STATISTICS

1/7/02

Through 16 Games

| WON 6, LOST 10 |         |               |        | * RUSHING   |     | No.  | Yds  | Avg | Long | TD |
|----------------|---------|---------------|--------|-------------|-----|------|------|-----|------|----|
| 09/09          | W 21- 3 | Pittsburgh    | 63,785 | Mack        | 213 | 877  | 4.1  | 54  | 9    |    |
| 09/23          | W 13- 6 | Tennessee     | 65,994 | Joseph      | 68  | 294  | 4.3  | 27  | 0    |    |
| 09/30          | L 14-23 | Cleveland     | 57,875 | Brunell     | 39  | 224  | 5.7  | 38  | 1    |    |
| 10/07          | L 15-24 | at Seattle    | 54,524 | Taylor      | 30  | 116  | 3.9  | 24  | 0    |    |
| 10/18          | L 10-13 | Buffalo       | 58,893 | Quinn       | 8   | 42   | 5.3  | 27  | 0    |    |
| 10/28          | L 17-18 | at Baltimore  | 69,439 | Moreau      | 8   | 27   | 3.4  | 14  | 1    |    |
| 11/04          | L 24-28 | at Tennessee  | 68,798 | Gibson      | 2   | 19   | 9.5  | 18  | 0    |    |
| 11/11          | W 30-13 | Cincinnati    | 57,161 | Whitted     | 1   | 4    | 4.0  | 4   | 0    |    |
| 11/18          | L 7-20  | at Pittsburgh | 62,644 | Hanson      | 2   | 0    | 0.0  | 0   | 0    |    |
| 11/25          | L 21-24 | Baltimore     | 53,530 | Ji. Smith   | 1   | -3   | -3.0 | -3  | 0    |    |
| 12/03          | L 21-28 | Green Bay     | 66,908 | TEAM        | 372 | 1600 | 4.3  | 54  | 11   |    |
| 12/09          | W 14-10 | at Cincinnati | 44,920 | OPPONENTS   | 469 | 1611 | 3.4  | 40  | 15   |    |
| 12/16          | W 15-10 | at Cleveland  | 72,818 | * RECEIVING |     |      |      |     |      |    |
| 12/23          | W 33- 3 | at Minnesota  | 64,150 | Ji. Smith   | 112 | 1373 | 12.3 | 35t | 8    |    |
| 12/30          | L 26-30 | Kansas City   | 59,396 | McCardell   | 93  | 1110 | 11.9 | 45  | 6    |    |
| 01/06          | L 13-33 | at Chicago    | 66,944 | Brady       | 36  | 386  | 10.7 | 20t | 2    |    |

|                    | Jax     | Opp.    |
|--------------------|---------|---------|
| TOTAL FIRST DOWNS  | 289     | 300     |
| Rushing            | 85      | 89      |
| Passing            | 181     | 193     |
| Penalty            | 23      | 18      |
| 3rd Down: Made/Att | 70/198  | 87/227  |
| 3rd Down Pct.      | 35.4    | 38.3    |
| 4th Down: Made/Att | 3/12    | 5/18    |
| 4th Down Pct.      | 25.0    | 27.8    |
| POSSESSION AVG.    | 28:01   | 31:59   |
| TOTAL NET YARDS    | 4840    | 5070    |
| Avg. Per Game      | 302.5   | 316.9   |
| Total Plays        | 969     | 1056    |
| Avg. Per Play      | 5.0     | 4.8     |
| NET YARDS RUSHING  | 1600    | 1611    |
| Avg. Per Game      | 100.0   | 100.7   |
| Total Rushes       | 372     | 469     |
| NET YARDS PASSING  | 3240    | 3459    |
| Avg. Per Game      | 202.5   | 216.2   |
| Sacked/Yards Lost  | 63/430  | 43/298  |
| Gross Yards        | 3670    | 3757    |
| Att./Completions   | 534/321 | 544/354 |
| Completion Pct.    | 60.1    | 65.1    |
| Had Intercepted    | 14      | 12      |
| PUNTS/AVERAGE      | 82/43.6 | 83/40.5 |
| NET PUNTING AVG.   | 82/37.1 | 83/35.0 |
| PENALTIES/YARDS    | 97/710  | 96/834  |
| FUMBLES/BALL LOST  | 29/13   | 28/12   |
| TOUCHDOWNS         | 34      | 30      |
| Rushing            | 11      | 15      |
| Passing            | 20      | 13      |
| Returns            | 3       | 2       |

| * SCORE BY PERIODS | Q1    | Q2 | Q3 | Q4    | OT    | PTS   |       |
|--------------------|-------|----|----|-------|-------|-------|-------|
| TEAM               | 49    | 83 | 90 | 72    | 0     | 294   |       |
| OPPONENTS          | 43    | 89 | 75 | 79    | 0     | 286   |       |
| * SCORING          | TD-Ru | Pa | Rt | K-PAT | FG    | S     | PTS   |
| Hollis             | 0     | 0  | 0  | 29/31 | 18/28 | 0     | 83    |
| Mack               | 10    | 9  | 1  | 0     | 0     | 0     | 60    |
| Ji. Smith          | 8     | 0  | 8  | 0     | 0     | 0     | 48    |
| McCardell          | 6     | 0  | 6  | 0     | 0     | 0     | 38    |
| Joseph             | 3     | 0  | 2  | 1     | 0     | 0     | 18    |
| Brady              | 2     | 0  | 2  | 0     | 0     | 0     | 12    |
| Battles            | 1     | 0  | 0  | 1     | 0     | 0     | 6     |
| Beasley            | 1     | 0  | 0  | 1     | 0     | 0     | 6     |
| Brunell            | 1     | 1  | 0  | 0     | 0     | 0     | 6     |
| Jones              | 1     | 0  | 1  | 0     | 0     | 0     | 6     |
| Moreau             | 1     | 1  | 0  | 0     | 0     | 0     | 6     |
| Brackens           | 0     | 0  | 0  | 0     | 1     | 2     | 2     |
| Holmes             | 0     | 0  | 0  | 0     | 1/ 1  | 0/ 0  | 0 1   |
| TEAM               | 34    | 11 | 20 | 3     | 30/32 | 18/28 | 2 294 |
| OPPONENTS          | 30    | 15 | 13 | 2     | 28/28 | 26/35 | 0 286 |

2-Pt. Conversions: McCardell, TEAM 1-2, OPPONENTS 0-2

SACKS: Brackens 11.0, Walker 7.5, Hardy 5.5, Payne 5.0, Wynn 5.0, K. Thomas 3.0, Spicer 2.0, Battles 1.0, McCree 1.0, Slaughter 1.0, Westmoreland 1.0, TEAM 43.0, OPPONENTS 63.0

| * PASSING | GP/GS | Att | Cmp | Yds  | Cmp% | Yds/Att | TD | TD% | Int | Int% | Long | Sack/Lost | Rating |
|-----------|-------|-----|-----|------|------|---------|----|-----|-----|------|------|-----------|--------|
| Brunell   | 15/15 | 473 | 289 | 3309 | 61.1 | 7.00    | 19 | 4.0 | 13  | 2.7  | 44   | 57/ 387   | 84.1   |
| Quinn     | 6/1   | 61  | 32  | 361  | 52.5 | 5.92    | 1  | 1.6 | 1   | 1.6  | 45   | 6/ 43     | 69.1   |
| TEAM      |       | 534 | 321 | 3670 | 60.1 | 6.87    | 20 | 3.7 | 14  | 2.6  | 45   | 63/ 430   | 82.4   |
| OPPONENTS |       | 544 | 354 | 3757 | 65.1 | 6.91    | 13 | 2.4 | 12  | 2.2  | 63   | 43/ 298   | 83.9   |

|   |  | No.  | Yds  | Avg  | Long | TD         |
|---|--|------|------|------|------|------------|
| * RUSHING   |  |      |      |      |      |            |
| TEAM  |  | 372  | 1600 | 4.3  | 54   | 11         |
| OPPONENTS   |  | 469  | 1611 | 3.4  | 40   | 15         |
| * RECEIVING   |  |      |      |      |      |            |
| TEAM  |  | 321  | 3670 | 11.4 | 45   | 20         |
| OPPONENTS   |  | 354  | 3757 | 10.6 | 63   | 13         |
| * INTERCEPTIONS   |  |      |      |      |      |            |
| TEAM  |  | 3    | 4    | 1.3  | 2    | 0          |
| OPPONENTS   |  | 83   | 3359 | 40.5 | 35.0 | 6 31 68 0  |
| * PUNTING   |  |      |      |      |      |            |
| TEAM  |  | 82   | 3577 | 43.6 | 37.1 | 12 24 59 0 |
| OPPONENTS   |  | 82   | 3577 | 43.6 | 37.1 | 12 24 59 0 |
| * PUNT RETURNS  |  |      |      |      |      |            |
| TEAM  |  | 38   | 22   | 333  | 8.8  | 24 0       |
| OPPONENTS   |  | 38   | 15   | 295  | 7.8  | 43 0       |
| * KICKOFF RETURNS   |  |      |      |      |      |            |
| TEAM  |  | 58   | 1164 | 20.1 | 95t  | 1          |
| OPPONENTS   |  | 65   | 1266 | 19.5 | 49   | 0          |
| * FIELD GOALS   |  |      |      |      |      |            |
| TEAM  |  | 0/ 0 | 4/ 5 | 8/11 | 6/11 | 0/1        |
| OPPONENTS   |  | 0/ 0 | 4/ 5 | 8/11 | 6/11 | 0/1        |
| Hollis: (22N) (35G, 37N, 39G) (42N) (32G, 48G, 52N, 48G) (41G) (40G) (38G) ( ) (47N) (38N) (34G, 30G, 42N) (44N) (43G, 46G, 37G) (39G, 23G, 21G, 21G) (28G, 42N) (36B)                                    |  |      |      |      |      |            |
| OPPONENTS: (41G) (47N, 22G, 43G) (35G, 28G, 30G) (40N, 25G) (41N, 39N, 30G, 46G) (49G, 28G) (51N, 46N) (26G, 52G) (48G, 28G) (41G, 41N) (52N, 29B) (47G) (29G) (32G) (47G, 40G, 29G) (47G, 23G, 25G, 22G) |  |      |      |      |      |            |

2001 Regular Season – Final – 16 Games

JAGUARS DEFENSIVE TACKLES

| Player          | Total | Solo | Asst. | Sacks  | Pass |      | TFL | QBP | FF | FR |
|-----------------|-------|------|-------|--------|------|------|-----|-----|----|----|
|                 |       |      |       |        | Int. | Def. |     |     |    |    |
| H. Nickerson    | 230   | 102  | 128   | 0      | 3-4  | 10   | 3   | 3   | 1  | 1  |
| D. Darius       | 99    | 74   | 25    | 0      | 1-39 | 7    | 5   | 2   | 0  | 0  |
| K. Hardy        | 98    | 61   | 37    | 5.5-37 | 0    | 4    | 0   | 9   | 0  | 1  |
| T. Slaughter    | 92    | 50   | 42    | 1-11   | 0    | 1    | 8   | 4   | 2  | 0  |
| S. Payne        | 86    | 46   | 40    | 5-35   | 0    | 0    | 5   | 9   | 0  | 0  |
| R. Wynn         | 75    | 40   | 35    | 5-39   | 0    | 1    | 4   | 18  | 1  | 0  |
| G. Walker       | 73    | 42   | 31    | 7.5-55 | 0    | 3    | 10  | 22  | 1  | 1  |
| T. Brackens     | 71    | 41   | 30    | 11-74  | 0    | 8    | 5   | 14  | 5  | 1  |
| A. Battles      | 64    | 50   | 14    | 1-7    | 2-26 | 1    | 3   | 1   | 1  | 2* |
| M. Stroud       | 62    | 24   | 38    | 0      | 0    | 3    | 0   | 11  | 0  | 0  |
| M. McCree       | 58    | 36   | 22    | 1-6    | 1-10 | 3    | 1   | 2   | 2  | 1  |
| F Bryant        | 56    | 50   | 6     | 0      | 0    | 5    | 1   | 0   | 0  | 0  |
| J. Craft        | 56    | 48   | 8     | 0      | 2-4  | 11   | 0   | 1   | 0  | 0  |
| D. Clark        | 48    | 20   | 28    | 0      | 0    | 1    | 2   | 1   | 1  | 0  |
| K. Thomas       | 47    | 42   | 5     | 3-18   | 0    | 5    | 2   | 1   | 0  | 0  |
| E. Thomas       | 44    | 15   | 29    | 0      | 0    | 0    | 0   | 1   | 0  | 0  |
| A. Beasley      | 42    | 36   | 6     | 0      | 3-0  | 10   | 1   | 0   | 0  | 1* |
| P. Spicer       | 41    | 22   | 19    | 2-13   | 0    | 2    | 3   | 5   | 0  | 1  |
| E. Westmoreland | 36    | 17   | 19    | 1-2    | 0    | 1    | 2   | 3   | 0  | 0  |
| R. Meier        | 21    | 12   | 9     | 0      | 0    | 0    | 1   | 3   | 0  | 0  |
| J. Posey        | 13    | 5    | 8     | 0      | 0    | 0    | 1   | 0   | 0  | 0  |
| J. Tuipala      | 12    | 7    | 5     | 0      | 0    | 0    | 0   | 0   | 0  | 0  |
| D. Wheeler      | 11    | 10   | 1     | 0      | 0    | 0    | 0   | 0   | 0  | 0  |
| L. Smith        | 8     | 3    | 5     | 0      | 0    | 0    | 1   | 3   | 0  | 1  |
| J. Boyd         | 4     | 2    | 2     | 0      | 0    | 1    | 0   | 1   | 0  | 0  |

\* Returned for Touchdown

JAGUARS SPECIAL TEAMS TACKLES

| Player          | Tackles | Blk. Kick | FF | FR |
|-----------------|---------|-----------|----|----|
|                 |         |           |    |    |
| D. Clark        | 17      | 0         | 1  | 0  |
| R. Meier        | 16      | 0         | 0  | 0  |
| P. Washington   | 16      | 0         | 0  | 0  |
| J. Boyd         | 12      | 0         | 0  | 1  |
| J. Craft        | 12      | 0         | 0  | 0  |
| E. Thomas       | 10      | 0         | 0  | 0  |
| K. Thomas       | 9       | 0         | 0  | 1  |
| A. Battles      | 8       | 0         | 0  | 0  |
| J. Posey        | 8       | 0         | 0  | 0  |
| J. Wesley       | 7       | 0         | 1  | 0  |
| E. Westmoreland | 6       | 0         | 0  | 1  |
| J. Zelenka      | 5       | 0         | 0  | 0  |
| D. Brown        | 3       | 0         | 0  | 0  |
| J. Tarle        | 3       | 0         | 0  | 0  |
| D. Darius       | 2       | 1 (punt)  | 0  | 0  |
| M. McCree       | 2       | 0         | 0  | 0  |
| M. Ross         | 2       | 0         | 0  | 0  |
| T. Slaughter    | 2       | 0         | 0  | 0  |
| R. White        | 2       | 0         | 0  | 0  |
| J. Holmes       | 2       | 0         | 0  | 0  |
| T. Brackens     | 1       | 0         | 0  | 0  |
| K. Brady        | 1       | 0         | 0  | 0  |
| D. Green        | 1       | 0         | 0  | 0  |
| C. Hanson       | 1       | 0         | 0  | 0  |
| D. Wheeler      | 1       | 0         | 0  | 0  |
| A. Whitted      | 1       | 0         | 0  | 0  |
| M. Stroud       | 0       | 1 (FG)    | 0  | 0  |

JAGUARS OFFENSE GAME BY GAME

|                   | FIRST DOWNS |    |    |    | Third Down | Tot Yds | Off Ply | Rushing |     | Passing |       |       |     | Penalty No | Fum Yds Lost | Punts No-Avg | Poss Time |     |        |       |
|-------------------|-------------|----|----|----|------------|---------|---------|---------|-----|---------|-------|-------|-----|------------|--------------|--------------|-----------|-----|--------|-------|
|                   | Tot         | Rn | Pa | Pn |            |         |         | Att     | Yds | Net     | Sacks | Gross | Cmp |            |              |              |           | Att | Int    |       |
| 9/9 vs. PIT (W)   | 16          | 6  | 9  | 1  | 4/12       | 299     | 56      | 29      | 101 | 198     | 1/ 0  | 198   | 15  | 26         | 0            | 4            | 31        | 2-0 | 6-45.7 | 28:50 |
| 9/23 vs. TEN (W)  | 16          | 4  | 10 | 2  | 2/12       | 329     | 60      | 30      | 119 | 210     | 3/25  | 235   | 17  | 27         | 0            | 3            | 20        | 4-2 | 5-48.0 | 30:13 |
| 9/30 vs. CLEV (L) | 14          | 5  | 8  | 1  | 4/12       | 259     | 58      | 19      | 98  | 161     | 2/ 9  | 170   | 19  | 37         | 2            | 8            | 63        | 2-0 | 6-47.8 | 24:20 |
| 10/7 at SEA (L)   | 18          | 3  | 14 | 1  | 4/14       | 256     | 63      | 21      | 57  | 199     | 3/34  | 233   | 21  | 39         | 0            | 4            | 24        | 3-2 | 4-44.5 | 26:54 |
| 10/18 vs. BUF (L) | 14          | 6  | 7  | 1  | 3/10       | 247     | 51      | 21      | 115 | 132     | 4/18  | 150   | 16  | 26         | 2            | 3            | 35        | 2-0 | 5-45.0 | 24:26 |
| 10/28 at BAL (L)  | 19          | 4  | 12 | 3  | 3/10       | 365     | 55      | 15      | 81  | 284     | 3/22  | 306   | 25  | 37         | 0            | 10           | 70        | 1-1 | 3-43.3 | 26:16 |
| 11/4 at TEN (L)   | 20          | 5  | 13 | 2  | 3/ 9       | 309     | 54      | 17      | 70  | 239     | 5/22  | 261   | 21  | 32         | 1            | 3            | 14        | 2-0 | 5-44.2 | 22:12 |
| 11/11 vs. CIN (W) | 21          | 9  | 10 | 2  | 3/11       | 261     | 60      | 25      | 97  | 164     | 3/25  | 189   | 20  | 32         | 0            | 6            | 32        | 1-0 | 8-44.9 | 28:08 |
| 11/18 at PIT (L)  | 14          | 1  | 10 | 3  | 3/11       | 234     | 52      | 16      | 48  | 186     | 5/39  | 225   | 17  | 31         | 0            | 7            | 35        | 4-3 | 7-46.6 | 25:09 |
| 11/25 vs. BAL (L) | 19          | 4  | 14 | 1  | 4/12       | 305     | 61      | 19      | 75  | 230     | 4/29  | 259   | 23  | 38         | 0            | 9            | 58        | 1-0 | 7-40.4 | 26:26 |
| 12/3 vs. GB (L)   | 20          | 2  | 16 | 2  | 5/15       | 348     | 73      | 23      | 62  | 286     | 5/25  | 311   | 26  | 45         | 2            | 13           | 111       | 2-2 | 6-40.8 | 30:53 |
| 12/9 at CIN (W)   | 17          | 2  | 14 | 1  | 8/16       | 255     | 65      | 25      | 62  | 193     | 8/49  | 242   | 23  | 32         | 1            | 7            | 40        | 1-0 | 7-39.6 | 31:06 |
| 12/16 at CLEV (W) | 19          | 8  | 10 | 1  | 8/18       | 282     | 76      | 33      | 128 | 154     | 8/48  | 202   | 20  | 35         | 2            | 9            | 85        | 2-1 | 3-44.3 | 37:13 |
| 12/23 at MIN (W)  | 23          | 12 | 11 | 0  | 9/14       | 423     | 62      | 37      | 214 | 209     | 1/ 8  | 217   | 17  | 24         | 0            | 3            | 34        | 0-0 | 1-53.0 | 34:08 |
| 12/30 vs. KC (L)  | 22          | 9  | 12 | 1  | 3/11       | 431     | 67      | 26      | 182 | 249     | 4/34  | 283   | 22  | 37         | 1            | 5            | 44        | 2-2 | 4-42.8 | 27:20 |
| 1/6 at CHI (L)    | 17          | 5  | 11 | 1  | 4/11       | 237     | 56      | 16      | 91  | 146     | 4/43  | 189   | 19  | 36         | 3            | 3            | 14        | 0-0 | 5-35.0 | 24:47 |

JAGUARS DEFENSE GAME BY GAME

|                   | FIRST DOWNS |    |    |    | Third Down | Tot Yds | Off Ply | Rushing |     | Passing |       |       |     | Penalty No | Fum Yds Lost | Punts No-Avg | Poss Time |     |        |       |
|-------------------|-------------|----|----|----|------------|---------|---------|---------|-----|---------|-------|-------|-----|------------|--------------|--------------|-----------|-----|--------|-------|
|                   | Tot         | Rn | Pa | Pn |            |         |         | Att     | Yds | Net     | Sacks | Gross | Cmp |            |              |              |           | Att | Int    |       |
| 9/9 vs. PIT (W)   | 15          | 5  | 9  | 1  | 6/16       | 281     | 68      | 28      | 120 | 161     | 3/20  | 181   | 21  | 37         | 2            | 4            | 29        | 5-2 | 5-35.4 | 31:10 |
| 9/23 vs. TEN (W)  | 13          | 5  | 7  | 1  | 1/14       | 264     | 62      | 22      | 87  | 177     | 4/38  | 215   | 21  | 36         | 0            | 6            | 65        | 0-0 | 6-47.0 | 29:47 |
| 9/30 vs. CLEV (L) | 19          | 6  | 13 | 0  | 9/16       | 321     | 73      | 36      | 95  | 226     | 3/23  | 249   | 24  | 34         | 1            | 5            | 47        | 2-2 | 5-38.4 | 35:40 |
| 10/7 at SEA (L)   | 21          | 9  | 11 | 1  | 4/12       | 395     | 61      | 36      | 185 | 210     | 2/ 9  | 219   | 15  | 23         | 1            | 7            | 60        | 1-1 | 6-39.2 | 33:06 |
| 10/18 vs. BUF (L) | 19          | 5  | 12 | 2  | 6/14       | 317     | 67      | 35      | 98  | 219     | 2/19  | 238   | 23  | 30         | 0            | 5            | 31        | 0-0 | 4-37.0 | 35:34 |
| 10/28 at BAL (L)  | 23          | 7  | 15 | 1  | 6/13       | 305     | 68      | 32      | 114 | 191     | 5/31  | 222   | 23  | 31         | 1            | 4            | 34        | 2-0 | 5-32.4 | 33:44 |
| 11/4 at TEN (L)   | 27          | 10 | 16 | 1  | 9/15       | 362     | 71      | 33      | 146 | 216     | 4/25  | 241   | 27  | 34         | 0            | 8            | 48        | 0-0 | 4-57.5 | 37:48 |
| 11/11 vs. CIN (W) | 18          | 2  | 16 | 0  | 9/19       | 352     | 75      | 23      | 73  | 279     | 4/24  | 303   | 28  | 48         | 1            | 10           | 107       | 3-0 | 7-46.7 | 31:52 |
| 11/18 at PIT (L)  | 20          | 7  | 13 | 0  | 6/15       | 402     | 69      | 34      | 145 | 257     | 2/ 9  | 266   | 21  | 33         | 0            | 9            | 65        | 0-0 | 8-45.9 | 34:51 |
| 11/25 vs. BAL (L) | 24          | 6  | 17 | 1  | 8/15       | 361     | 74      | 42      | 115 | 246     | 2/13  | 259   | 21  | 30         | 1            | 6            | 39        | 4-1 | 5-37.4 | 33:34 |
| 12/3 vs. GB (L)   | 20          | 3  | 13 | 4  | 3/13       | 389     | 64      | 21      | 37  | 352     | 1/10  | 362   | 24  | 42         | 0            | 9            | 81        | 2-1 | 7-46.9 | 29:07 |
| 12/9 at CIN (W)   | 12          | 3  | 9  | 0  | 3/13       | 200     | 58      | 27      | 60  | 140     | 1/ 7  | 147   | 16  | 30         | 1            | 7            | 54        | 0-0 | 6-35.5 | 28:54 |
| 12/16 at CLEV (W) | 11          | 3  | 8  | 0  | 3/11       | 220     | 48      | 15      | 47  | 173     | 3/11  | 184   | 21  | 30         | 1            | 5            | 72        | 2-1 | 3-27.3 | 22:47 |
| 12/23 at MIN (W)  | 16          | 3  | 11 | 2  | 4/14       | 214     | 60      | 14      | 28  | 186     | 4/32  | 218   | 24  | 42         | 1            | 3            | 33        | 2-1 | 6-35.0 | 25:52 |
| 12/30 vs. KC (L)  | 23          | 5  | 15 | 3  | 4/11       | 365     | 68      | 31      | 92  | 273     | 2/21  | 294   | 26  | 35         | 2            | 5            | 55        | 4-2 | 3-40.3 | 32:40 |
| 1/6 at CHI (L)    | 19          | 10 | 8  | 1  | 6/16       | 322     | 70      | 40      | 169 | 153     | 1/ 6  | 159   | 19  | 29         | 0            | 3            | 14        | 1-1 | 3-32.7 | 35:13 |

PERFORMANCE INSIDE THE 20

|           | In 20 | Scores | Pct. | TDs | TD Pct. | FGs | Points | Tot. Points | Pct. of Total Pts. |
|-----------|-------|--------|------|-----|---------|-----|--------|-------------|--------------------|
| JAGUARS   | 48    | 33     | 68.7 | 24  | 50.0    | 10  | 199    | 294         | 67.6               |
| Opponents | 48    | 40     | 83.3 | 24  | 50.0    | 16  | 211    | 286         | 73.7               |

GOAL-TO-GO SITUATIONS

|           | G-T-G | Scores | Pct. | TDs | FGs | Points | Tot. Points | Pct. of Total Pts. |
|-----------|-------|--------|------|-----|-----|--------|-------------|--------------------|
| JAGUARS   | 22    | 19     | 86.4 | 16  | 3   | 127    | 294         | 43.1               |
| Opponents | 26    | 22     | 84.6 | 17  | 5   | 132    | 286         | 46.2               |

QUARTERBACK DRIVES

| Quarterback | No. Series | TD | FG | Missed FG | Int. | Fum. | Punt | Downs | End Half | End Game | Left Game | Safety | Points | Points/ Series |
|-------------|------------|----|----|-----------|------|------|------|-------|----------|----------|-----------|--------|--------|----------------|
| M. Brunell  | 168        | 30 | 18 | 8         | 13   | 8    | 71   | 6     | 4        | 10       | 0         | 0      | 261    | 1.55           |
| J. Quinn    | 24         | 1  | 0  | 2         | 1    | 3    | 11   | 1     | 2        | 3        | 0         | 0      | 7      | 0.29           |
| JAGUARS     | 192        | 31 | 18 | 10        | 14   | 11   | 82   | 7     | 6        | 13       | 0         | 0      | 268    | 1.39           |
| OPPONENTS   | 187        | 28 | 26 | 9         | 12   | 10   | 83   | 11    | 3        | 3        | 0         | 2      | 252    | 1.34           |