



@JAGUARS



HEAD COACH DOUG MARRONE

2017 MEDIA GUIDE

JACKSONVILLE JAGUARS



JACKSONVILLE JAGUARS 2017 SCHEDULE

PRESEASON

AT	NEW ENGLAND PATRIOTS	THURS	AUG. 10	7:30 PM	CBS47
VS	TAMPA BAY BUCCANEERS	THURS	AUG. 17	8:00 PM	ESPN
VS	CAROLINA PANTHERS	THURS	AUG. 24	7:30 PM	CBS47
AT	ATLANTA FALCONS	THURS	AUG. 31	7:00 PM	FOX30

REGULAR SEASON

AT	HOUSTON TEXANS	SUN	SEPT. 10	1:00 PM	CBS47
VS	TENNESSEE TITANS	SUN	SEPT. 17	1:00 PM	CBS47
VS	BALTIMORE RAVENS (LONDON)	SUN	SEPT. 24	9:30 AM	CBS47
AT	NEW YORK JETS	SUN	OCT. 1	1:00 PM	CBS47
AT	PITTSBURGH STEELERS	SUN	OCT. 8	1:00 PM	CBS47
VS	LOS ANGELES RAMS	SUN	OCT. 15	4:05 PM	FOX30
AT	INDIANAPOLIS COLTS	SUN	OCT. 22	1:00 PM	CBS47
					BYE
VS	CINCINNATI BENGALS	SUN	NOV. 5	1:00 PM	CBS47
VS	LOS ANGELES CHARGERS	SUN	NOV. 12	1:00 PM	CBS47
AT	CLEVELAND BROWNS	SUN	NOV. 19	1:00 PM	CBS47
AT	ARIZONA CARDINALS	SUN	NOV. 26	4:25 PM	CBS47
VS	INDIANAPOLIS COLTS	SUN	DEC. 3	1:00 PM	CBS47
VS	SEATTLE SEAHAWKS	SUN	DEC. 10	1:00 PM	FOX30
VS	HOUSTON TEXANS	SUN	DEC. 17	1:00 PM	CBS47
AT	SAN FRANCISCO 49ERS	SUN	DEC. 24	4:05 PM	CBS47
AT	TENNESSEE TITANS	SUN	DEC. 31	1:00 PM	CBS47

FLAGSHIP STATIONS

1010 XL - 92.5 FM CBS47 AND FOX30

SIMULCAST PARTNER

99.9 FM GATOR COUNTRY

#WINTODAY



EverBank Field





BIOGRAPHIES

Shahid Khan 5
 Jaguars Management 6
 Doug Marrone..... 11
 Assistant Coaches 12
 Player Personnel 23
 Football Operations 27
 Medical Staff..... 30
 Front Office..... 32
 Veteran Players..... 39
 Draft Choices 137
 Rookie Free Agents 144

2016 IN REVIEW

Final NFL Standings..... 149
 Game-By-Game Starters 150
 Game-By-Game Participation..... 151
 Statistics 153
 Game Summaries..... 155

HISTORY

The Pride of the Jaguars 165
 All-Time Honors..... 166
 Draft History 167
 All-Time Trades..... 169
 Free Agency History 171
 All-Time Alphabetical Roster..... 174
 All-Time Coaches Roster..... 176
 All-Time Numerical Roster 177
 Team All-Time Results..... 180
 Year-By-Year Results..... 181
 Preseason Results 185
 Series Results 186
 Statistics (1995-2015)..... 192
 Playoff Game Summaries 214
 Attendance & Weather Records..... 217
 Primetime Games 218
 Overtime Appearances 219

RECORDS

Yearly Statistics 221
 Yearly Leaders 222
 Team Records 226
 Career Records..... 227
 Single-Season Records 233
 Single-Game Records 236
 Rookie Records 239
 Opponent Records..... 241
 Plays of 30+ Yards..... 243
 Record When..... 245
 Last Time It Happened..... 246

FRANCHISE FACTS

EverBank Field..... 249
 Jaguars in the Community 251
 The ROAR & Jaxson De Ville..... 253
 Broadcast Information 254
 NFL Schedule 255
 Media Information 256

JACKSONVILLE JAGUARS, LLC
 ONE EVERBANK FIELD DRIVE, JACKSONVILLE, FL 32202
 (904)633-6000 - (904)633-2000 (TICKETS) - (904)633-6050 (FAX)
 WWW.JAGUARS.COM

The Jacksonville Jaguars Media Guide was written by
 Dan Edwards, Tad Dickman, Amanda Holt, Alex Brooks, Andy Esworthy,
 and Gaby Moran.

Photography by Rick Wilson.
 Media guide design by Gaby Moran.
 Cover design by Laura Sliva.

STAFF DIRECTORY

EXECUTIVE

Owner	Shahid Khan
President	Mark Lamping
Executive Vice President of Football Operations	Tom Coughlin
General Manager	David Caldwell
Executive Assistant to the Owner and President	Alisa Abbott
Assistant to the General Manager & Administrator of Football Operations	Dana DesJarlais
Assistant to the EVP of Football Operations & to the Head Coach	ElizaBeth Myers
Personal Assistant to Shahid & Ann Khan	Kate McCoy

BUSINESS OPERATIONS LEADERSHIP TEAM

Senior Vice President of Communications	Dan Edwards
Senior Vice President and Chief Financial Officer	Kelly Flanagan
Senior Vice President of Sales and Service	Chad Johnson
Senior Vice President of Corporate Partnerships	Scott Massey
Senior Vice President of International Development	Hussain Naqi
Senior Vice President and Chief Legal Officer	Megha Parekh
Senior Vice President of Jaguars Foundation and Community Impact	Peter Racine
Director of Strategic Initiatives	Nik Sobic
Vice President of Marketing and Digital Media	Steven Ziff

COACHING

Head Coach	Doug Marrone	Assistant Special Teams Coordinator	Mike Mallory
Offensive Coordinator	Nathaniel Hackett	Wide Receivers Coach	Keenan McCardell
Defensive Coordinator	Todd Wash	Tight Ends/ Assistant Special Teams Coach	Ron Middleton
Special Teams Coordinator	Joe DeCamillis	Quarterbacks Coach	Scott Milanovich
Strength & Conditioning Coordinator	Tom Myslinski	Offense-Research	Eric Price
Linebackers Coach	Mark Collins	Assistant Defensive Line Coach	Jason Rebrovich
Assistant Secondary Coach	Joe Danna	Defensive Assistant	Mike Rutenberg
Offensive Quality Control Coach	John Donovan	Assistant Strength & Conditioning Coach	Cedric Scott
Secondary Coach	Perry Fewell	Assistant Offensive Line Coach	Tony Sparano Jr.
Offensive Line Coach	Pat Flaherty	Running Backs Coach	Tyrone Wheatley
Defensive Line Coach	Marion Hobby	Director of Team Administration	Tyler Wolf
Strength & Conditioning Associate	Jess Langvardt		

FRONT OFFICE

SCOUTING

Director of Player Personnel	Chris Polian
Assistant Director of Player Personnel	Andy Dengler
Special Assistant to the General Manager	John Idzik
Director of Pro Personnel	Chris Driggers
Director of College Scouting	Mark Ellenz
Assistant Director of Pro Personnel	DeJuan Polk
Assistant Director of College Scouting	Paul Roell
Assistant Director of College Personnel	Tim Minge
College Scout	Jason DesJarlais
College Scout	Jarrold Highberger
College Scout	Jared Kirksey
College Scout	Marty Miller
College Scout	Antonio Robinson
College Scout	Chris Snee
College Scout	Casey Belongia
Scouting Associate	Greg Jones
Coordinator of Scouting Administration	Leslie Ladd

FOOTBALL ADMINISTRATION

Director of Football Administration	Tim Walsh
Special Assistant to the General Manager	John Idzik
Director of Player Development & Youth Football	Marcus Pollard
Director of Team Security	Skip Richardson
Manager of Facilities Security	Bobby Lyle

FOOTBALL TECHNOLOGY

Senior Vice President of Football Administration and Technology	Tony Khan
Director of Football Technology & Facilities	Mike Perkins
Director of Football Systems	Mike Stoeber
Associate Video Director	Jeremy Pool
Associate Video Director	Chris Reier
Football Database Analyst	Zach Beistline
Video Assistant	Henderson McPherson

FOOTBALL LOGISTICS

Director of Football Operations	Hamzah Ahmad
Football Logistics and Team Travel Associate	J.K. LaCoste
Football Logistics and Administrative Operations Associate	Brandon Roth
Football Logistics Assistant	Brian Kensil

EQUIPMENT

Head Equipment Manager	Jimmy Luck
Associate Equipment Manager	George Pellicer
Associate Equipment Manager	Kyle Stillwell
Associate Equipment Manager	Geoff DeLuca

TRAINING & MEDICAL

Head Athletic Trainer	Scott Trulock
Director of Performance Nutrition	Mindy Black
Athletic Performance Specialist/Physical Therapy Assistant	A.J. Neibel
Associate Athletic Trainer/Physical Therapist	Robert Hoenshel
Associate Athletic Trainer	Justin Bland
Associate Athletic Trainer	Rod Scott

COMMUNICATION, PUBLIC RELATIONS & BROADCASTING

Senior Manager of Public Relations	Tad Dickman
Business Public Relations Strategy Manager	Amanda Holt
Public Relations Coordinator	Alex Brooks
Public Relations Assistant	Andy Esworthy
Public Relations Assistant	Gaby Moran
Director of Broadcasting	Patrick Kavanagh
Executive Producer	Dave DeCandis
Associate Video Producer	Max Hochman
Senior Writer	John Oehser
Senior Correspondent	Brian Sexton
Reporter/Editor	J.P. Shadrick
Manager of Radio	Joe Fortunato

LEGAL, PEOPLE DEVELOPMENT, IT & OFFICE SERVICES

General Counsel	Cassie Sadowitz
Associate General Counsel	Lauren Amato
Director of People Development and Administration	Jessica Jones
Manager of People Development	Victoria Croy
Stadium Projects Coordinator	Kyle Buerkett
Vice President of Information Technology	Mike Webb
Senior Manager of Technology Services	Jason Dean
Database & Applications Development Manager	Shannon Gray
Network & Systems Administrator	Michael Potts
Lead Technical Support Analyst	Chris Yeiter

STAFF DIRECTORY

Technical Support AnalystNoah Jones
 Technical Support AnalystBrad Scull
 Office Manager..... Kitty Cash
 Manager, Office Logistics..... Kevin Lanahan
 Receptionist..... Brenda Mallory
 Receptionist..... Tara Coffin

FINANCE AND ANALYTICS

Vice President of Finance Mark Sirota
 Senior Manager of Financial Planning & Analysis..... Will Tutwiler
 Senior Manager of Corporate Accounting..... Melisa Keenan
 Director of Analytics..... Arri Landsman-Roos
 Manager of CRM Analytics..... Jeff Miranda
 CRM Analyst Ronald Gilbert
 Manager of Advanced Analytics Kellen Blumberg
 Analytics & Insights Associate Michael Dillon
 Advanced Analytics Developer..... Victor Li
 Controller Debye Whelchel
 Accounts Payable Coordinator Brenda O'Dell
 Senior Accountant..... Natasha Thomas
 Director of Payroll and Benefits Plans Cary Johns
 Payroll and Benefits Plans Coordinator..... Terri Loveday

INTERNATIONAL DEVELOPMENT

UK Commercial Manager Bertie Graham
 UK Sponsorship Sales Director..... Scott McCubbin
 Events and Marketing Executive..... Ryan Moore

FAN EXPERIENCE

Director of Fan Experience..... Angie Nix
 Senior Manager of Fan Experience..... Sarah Mathis
 Fan Experience Coordinator Connie Brauer

EVENTS AND ENTERTAINMENT

Director of Events Tracey Evans
 Associate Director of Branded Entertainment..... Christy Stechman Zynda
 Director of Private Event Sales Kristen Inman
 Senior Manager of Private Events and Sales..... Mianne Williams
 Event Manager..... Jackie Scibelli
 Senior Manager of Events and Entertainment..... Jenn Toy
 Branded Entertainment Coordinator Alex Shepard
 Booking Coordinator..... Abby Elder
 Event Operations Coordinator..... Brendan Morrison
 Event Coordinator Brett McNeill

JAGS CINEMA

Senior Executive Video Producer Larry Rosen
 Production Manager..... Carlos Caceres
 Photography Director..... Everett Sullivan
 Video Production Coordinator..... Blake Stuart
 Producer/Editor Bryan Thomas
 Lead Entertainment & Events Designer Eric Wierenga

MARKETING AND CONTENT STRATEGY

Director of Marketing and Content Strategy..... Sarah Alofs
 Manager of Media and Promotions..... Adrienne Cartagena
 Manager of Digital Marketing Benjamin Frey
 Social Media Manager Darnell Brady
 Marketing Coordinator Shannon McGregor
 Grassroots Marketing Coordinator..... Todd Zanzinger

DESIGN AND DIGITAL MEDIA

Director of Design and Digital John Cascio
 Lead Designer..... Reshad Brown
 Graphic Designer..... Laura Sliva
 Manager of Digital Media..... Carlos Olivera
 Digital Media Coordinator..... Savanna Wood

CORPORATE PARTNERSHIPS

Vice President of Corporate Partnerships Mike DeMartino
 Senior Director, Corporate Partnerships Matt Rickoff
 Director, Corporate Partnerships Matt Woods
 Director, Corporate Partnerships Justin Youngmans
 Director, Corporate Partnerships T.J. Streit
 Account Executive, Corporate Partnerships Daniel Caudy
 Account Executive, Corporate Partnerships Jon Reaves
 Senior Graphic Designer Chris Burdett

PARTNER RELATIONS

Director of Partner Relations..... Anne Bocuzzi
 Senior Account Manager, Partner Relations..... Lauren Baker
 Account Manager, Partner Relations Jake Milano
 Account Manager, Partner Relations Jean Mitchell
 Account Manager, Partner Relations Megan Kerr
 Account Manager, Partner Relations Kathleen Dwulet

TICKETING AND MEMBER EXPERIENCE

Director of Ticket Sales and Service..... Sean Flood
 Senior Manager of Ticket Sales Russell Rendon
 Senior Manager of Suite and Sales Operation David Altman
 Manager of Premium Sales Kevin Klammer
 Manager of Inside Sales Shawn Dubrow
 Account Manager, Ticket Sales..... Eric Chaves
 Account Manager, Ticket Sales..... Anthony Hendricks
 Account Manager, Ticket Sales..... Ben Krakower
 Account Manager, Ticket Sales..... David Scordo
 Account Manager, Ticket Sales..... Daniel Quintanilla
 Account Manager, Ticket Sales..... Rob Kuchera
 Account Manager, Ticket Sales..... Kyle McCullough
 Manager of Member Experience..... Tara Crisp
 Manager of Member Relationships..... Meredith da Silva
 Member Experience Specialist Samantha Reed
 Member Experience Specialist Taylor Cruse
 Member Experience Specialist Alex Herdon
 Premium Member Specialist Abhyona Grant
 Group Sales Representative..... Murphy O'Brien
 Group Sales Representative..... Ryan Redmond
 Group Sales Representative..... Alexa Olney
 Group Sales Representative..... Will Crenshaw
 Group Sales Representative..... Alexis Guenter
 Manager of Champions Club Jeff Fingland
 Senior Inside Sales Representative..... Thurman Morris
 Inside Sales Representative Cody McLeod
 Inside Sales Representative Grant Wilson
 Inside Sales Representative Cody Schrank
 Inside Sales Representative Adam Felix
 Inside Sales Representative Brian Howard
 Inside Sales Representative Lucas Wainman
 Inside Sales Representative Alex Russell
 Inside Sales Representative Robert Rung
 Executive Assistant, Corporate Partnership, Fan Experience & Ticketing Teresa Michael

TICKET OPERATIONS

Director of Ticket Operations..... Tim Bishko
 Senior Manager of Ticket Operations..... Jim Scott
 Ticket Operations Specialist Bryan Kupfer
 Ticket Operations Specialist Jonathan Morici

JAGUARS FOUNDATION

Director of Finance & Funding Development Carl Miklas
 Manager of Community Partnerships..... Chris Sutton
 Manager of Nonprofit Partnerships & Executive Assistant..... Lisa Sahi-Kiral
 Program Manager T-Neisha Tate
 Manager of Community Relations..... Adriel Rocha
 Manager of Communications & Events..... Milena Ruiz
 Program Coordinator..... Michael Carnahan



DEFINED BY PERFORMANCE

RAISE THE LEVEL OF YOUR FINANCIAL GAME



IT'S YOUR MONEY. MAKE THE MOST OF IT.®

Get your money working harder than ever. With the Yield Pledge® Checking Account, you'll get our promise to keep your yield in the top 5% of Competitive Accounts.¹

**Open an account & claim
your Jags Card today**

904.623.3837 | everbank.com/jagscard



1. EverBank promises that the yield on your Yield Pledge® Checking Account will stay in the Top 5% of Competitive Accounts based on Bankrate Monitor National Index survey data from the last week of each month. "Competitive Accounts" are similar accounts from the 10 largest banks and thrifts in 10 large U.S. banking markets. This includes data from the 5 largest banks and 5 largest thrifts in each market, except in markets without 5 banks and 5 thrifts. Each week Bankrate.com surveys these institutions and distributes its results on a paid subscription basis. Not all institutions report each week. EverBank reserves the right to change its Yield Pledge calculation method as necessary to accommodate changes in Bankrate's survey methodology at any time.



EverBank® is a division of TIAA, FSB.
© 2017 TIAA, FSB. 17EBF5683.01



BIOGRAPHIES

SHAHID KHAN

SHAHID KHAN

OWNER



On January 4, 2012, Shahid Khan became the owner of the Jacksonville Jaguars. His dream of owning an NFL team had become reality on December 14, 2011, in a unanimous 32-0 vote by NFL owners in support of his purchase of the franchise.

A longtime leader and visionary in the automotive parts industry, Khan was familiar with Jacksonville long before purchasing the team. Jacksonville's port at one time was the United States' largest for automobile shipments, and Khan's fledgling business brought him to Jacksonville's Blount Island terminal to install his patented bumpers on the import vehicles.

Khan's passion for the National Football League also took root long before his entry into the league. His dream of one day owning an NFL team began while watching games with his fraternity brothers in the basement of the Beta Theta Pi house as a student at the University of Illinois. Through the success of his own business, his dream came true 40 years later.

In the globally hyper-competitive automotive parts industry, Flex-N-Gate Corporation was ranked in 2015 by Automotive News as the 10th-largest original equipment supplier in North America and the 38th largest supplier in the world. Flex-N-Gate employs more than 18,750 people at 55 manufacturing facilities and nine product development and engineering facilities throughout Canada, the United States, Mexico, Argentina, Brazil and Spain. Flex-N-Gate's major product lines include complete bumper assemblies, mechanical assemblies, exterior plastic trim, aluminum and steel modular stamped body-in-white and chassis assemblies, and complex welded structural assemblies for the light vehicle market.

In March 2017, Flex-N-Gate Group further expanded its European presence by acquiring seven former Plastic Omnium businesses in Europe – four in France, one in Spain and two in Germany – thereby boosting the company's ability to serve European OEM customers with capabilities and technologies that will enhance Flex-N-Gate's existing international OEM relationships.

Khan's history with Flex-N-Gate started in 1970, when he began working at the company while he was an engineering student at the University of Illinois, Urbana-Champaign. A naturalized U.S. citizen, Khan came from his native Pakistan in 1967 at the age of 16 to attend college. When he graduated in 1971, with a B.S. in industrial engineering, he became Flex-N-Gate's engineering manager. In 1978, Khan left Flex-N-Gate and with \$13,000 in savings and a \$50,000 loan from the Small Business Loan Corporation, he created the start-up Bumper Works, which revolutionized the industry through an innovative one-piece bumper design – a lightweight continuous piece of metal with no seams to rust or corrode. His innovative design is still considered the industry standard for all seamless steel bumpers worldwide.

Bumper Works embodied two of Mr. Khan's many strengths—a deep understanding of design and a strong entrepreneurial streak. When Flex-N-Gate came on the market two short years later, Khan purchased his former employer and brought Bumper Works into the fold. During the decade that followed, Flex-N-Gate transitioned from an aftermarket parts producer to an Original Equipment Manufacturer (OEM). Needing to expand his client base, Khan made sales calls for over five years to all the Japanese auto manufacturers, who, at the time, were more open to new ideas and working with smaller suppliers. This dogged determination resulted in Flex-N-Gate acquiring contracts for all the Japanese-produced trucks imported into the U.S. By the late 1980s Toyota had selected the Bumper Works facility to be the first American parts supplier to receive Toyota's lean manufacturing training—an event Khan identifies as having a profound effect on Flex-N-Gate's ability to grow and prosper.

Widely recognized for his vision, acumen and leadership, Khan has grown Flex-N-Gate both horizontally and vertically through integration of processes and commodities. From the company's modest beginning with only the ability to stamp and weld the bumper shell, Flex-N-Gate has continually expanded to bring all the necessary processes in-house. This carefully planned expansion reduced costs and improved control, consistently making Flex-N-Gate more competitive in the industry. By leveraging what

he learned working directly with automotive customers, Khan grew the company by purchasing other OEM facilities, expanding into different commodity types and broadening his client base.

Today, Flex-N-Gate has a global footprint reaching from Canada to Argentina and from the United States into Europe and Asia. The company's clients include all of the major automotive manufacturers in North America, Japan and Europe. In 2007 Khan received the Minority Business Leadership Award from the National Minority Supplier Development Council and has continued to earn honors throughout the world for his example as a successful minority business owner, which extends to the NFL as in 2011 he became the first team owner of minority ethnicity in league history.

Khan was named in August 2016 as chairman of the NFL's influential Business Ventures Committee and joined the league's NFL Network Committee while maintaining his seat on two committees, Health and Safety as well as Finance. And his vision for international growth, both for his Jaguars and the NFL, has been celebrated throughout sports and business circles as he is the only team owner who made a long-term commitment to play one home game each season in the important London and UK market. His initial four-year agreement to play one home game in each season from 2013 to 2016 was recently extended through 2020 with all games scheduled for Wembley Stadium, the national stadium of England.

In 2013, Khan complemented his sports club portfolio with his purchase of the London-based Fulham Football Club. As chairman of Fulham, Khan became the only person in the world to own 100 percent of both an NFL club and a Barclays Premier League team. In 2016-2017, Fulham is playing in the Sky Bet Championship division of The Football League.

Then, in September 2016, Khan purchased full ownership of Four Seasons Hotel Toronto, regarded universally as one of the premier destinations in the luxury hotel segment anywhere in the world. The property, located in the fashionable Yorkville neighborhood, continues to be managed by Four Seasons Hotels and Resorts and deepens Khan's roots in Canada, where Flex-N-Gate operates 11 plants in Ontario.

Khan and his wife, Ann, are philanthropic leaders both in their newly adopted hometown of Jacksonville as well as in Illinois, where they met as students while attending the University of Illinois. Since early 2012, the Khans have focused their charitable giving in the Jacksonville community through the Jaguars Foundation. Through the Foundation, they provided more than \$1.4 million in grants in 2012, \$1.6 million in 2013, \$1.7 million in 2014, \$2.1 million in 2015 and \$2.5 million in 2016. These grants support children's and family programs, the NFL/Jaguars Play 60 youth fitness program, military and veterans, women's health issues, neighborhood revitalization and other NFL and team-related initiatives. The Foundation also donates more than 11,000 charitable tickets each season with an in-kind value of nearly \$500,000 annually.

In 2016, the Khan family made a \$1 million donation to the Baptist Health - MD Anderson Cancer Center being built on the Baptist Health downtown campus in Jacksonville. The Khans' donation was matched to form a \$2.25 million dollar endowment for the treatment of breast cancer. The Khans' charitable initiatives also include a \$1 million commitment to the City of Jacksonville's Veterans Resource and Reintegration Center, as a partner in the city's initiative to provide comprehensive support for military service members and their families as they transition back to civilian life. In addition, the Khans have made six-figure grants to the North Florida Boy Scouts, YMCA of Florida's First Coast, Ronald McDonald House of Jacksonville, the American Cancer Society's Hope Lodge of Jacksonville, City Year of Jacksonville, the Yearley Love/One Love Foundation, Edward Waters College and the Jacksonville Humane Society.

The Khans have also made gifts to the University of Illinois in many other areas through donations to the Krannert Center for the Performing Arts, the University Library, the College of Business and the College of Applied Health Sciences, where they have funded five endowed Khan Professorships and the Khan Annex – a 24,000 square-foot facility with state-of-the-art laboratories, instructional areas and professional collaboration spaces.

In 2007, the Khan Foundation was formed to expand research at the University of Illinois in the Applied Health Sciences, with Ann Khan serving as the foundation's president. Since its inception, the Foundation has given out more than \$5 million in grants nationwide to libraries, organizations such as Crisis Nursery, the YMCA and to UCLA for pediatric non-embryonic stem cell research.

Khan has served as an active member on many University of Illinois boards, including the Engineering Board of Visitors, Department of Mechanical and Industrial Engineering Alumni Board, MechSE Extern Program, University of Illinois Foundation Board of Directors and the Presidents Council. Khan was inducted into the Engineering at Illinois Hall of Fame in 2010.

MANAGEMENT

In 2011, Khan became a Lincoln Laureate, the state's highest award for achievement given by the Lincoln Academy of Illinois, for his philanthropic work in the state. Khan also served as president of the Chief Executives Organization, a global community of the top 2,000 leaders in the business, government, and non-profit sectors.

Khan shares his passion for the American dream with his family, and he and his wife Ann have passed on their commitment to work and service to their two grown children, Tony and Shanna. Tony is the Jaguars' senior vice president for football technology and analytics.



Mark Lamping was named president of the Jacksonville Jaguars on February 13, 2012. A veteran of more than 20 years as an executive in professional sports, Lamping became the Jaguars' first president since the end of the 1996 season. His career highlights include 13 years as a marketing executive with Anheuser-Busch, 14 seasons as president of Major League Baseball's St. Louis Cardinals and four years as CEO of New Meadowlands Stadium Company where he oversaw the construction and operation of MetLife Stadium. The New York Giants' 2012 Super Bowl victory enabled Lamping to become one of the few sports executives to have received both a Super Bowl ring and World Series Championship ring. Lamping earned his World Series ring as president of the St. Louis Cardinals following their 2006 championship season.

As president, Lamping oversees all business operations for the Jaguars. In 2014, the Jaguars under Lamping's direction completed a number of major fan-friendly enhancements to EverBank Field including the installation of the world's largest video boards. Lamping has been at the forefront of the team's development projects including the complete renovations of the US Assure Clubs inside EverBank Field, as well as the construction of the 5,500-seat Daily's Place amphitheater which opened on May 27, 2017. Again this fall and continuing through the 2020 season, the Jaguars will play one regular season home game each year at London's Wembley Stadium. Lamping also serves on the NFL Stadium Security and Fan Behavior Committee. In 2013, Lamping was named as a non-executive board member of Fulham Football Club in London.

Lamping previously served as president and CEO of the New Meadowlands Stadium Company, LLC beginning on April 1, 2008. The New Meadowlands Stadium Company is the joint venture formed between the New York Giants and the New York Jets to develop the new \$1.6 billion stadium in East Rutherford, NJ. Lamping was responsible for managing the construction, sales, marketing and operation of MetLife Stadium, which opened in April 2010. MetLife Stadium is the only NFL stadium which is the home of two NFL teams. In addition to the minimum of 20 NFL games that are played each season, MetLife Stadium hosts events ranging from college football to international soccer tournaments to major concerts and more. In addition to numerous awards, in both 2010 and 2011, Billboard magazine named MetLife Stadium as the highest grossing stadium in North America. Lamping also helped lead the successful bid to host the 2014 Super Bowl. The 2014 Super Bowl was the first Super Bowl played in an open air stadium in a cold weather city.

Prior to joining the New Meadowlands Stadium Company, Lamping was the president of the St. Louis Cardinals from September 1, 1994 until March 31, 2008. In addition to the club's 1996, 2000, 2001, 2002 and 2005 Central Division titles and 2004 National League Championship, the Cardinals earned their 10th World Championship in 2006. In 1999 and again in 2003, the Cardinals were honored by United Sports Fans of America as Major League Baseball's Fan Friendly Team for their superior efforts to make a day at the ballpark more affordable and enjoyable. In addition to managing the club's business and facility operations, Lamping led the Cardinals' new ballpark initiative. On April 10, 2006, the Cardinals officially dedicated the new privately financed ballpark, Busch Stadium. The perfect ending to the inaugural season at new Busch Stadium was the Cardinals winning their 10th World Championship.

From 1989 to 1994 Lamping served as Anheuser-Busch's group director of sports marketing. In that position, he managed all domestic and international sports marketing activities for Anheuser-Busch's beer brands, including sponsorship agreements with the Olympics, FIFA World Cup and all major professional sports, including Major League Baseball, the National Football League, the National Hockey League and the

National Basketball Association. Lamping also oversaw BudSports Productions, Anheuser-Busch's TV and radio sports production company.

Lamping joined Anheuser-Busch in 1981 in the company's Corporate Planning Executive Development Program. He then served in a variety of positions including district sales manager in Southern Illinois and Central Iowa, senior brand manager for new products and director of sales operations before being named group director of sports marketing in 1989.

Lamping currently serves on the boards of directors of the Jacksonville Chapter of the American Heart Association, Jacksonville Civic Council, Jacksonville Sports Council, JAXUSA Policy Council, Ronald McDonald House Charities of Jacksonville, Inc., and Special Olympics Florida Advisory Council. In 2015, Lamping was honored as Community Champion by the North Florida Chapter of the Multiple Sclerosis Society and received Community Connections' Florence N. Davis Award for Community Achievement. While in St. Louis, Lamping was involved in a variety of charitable organizations, including board of directors, Habitat for Humanity and St. Louis Cardinals Community Fund; chairperson of the Make-A-Wish Foundation Golf Classic in 1997, 1998, and 1999; chairman of the St. Louis Archdiocese Catholic Charities 2000 and 2001 Christmas Appeal and he also served as a chairperson for Pope John Paul's 1999 visit to St. Louis.

In 1998, Lamping was honored as Man of the Year by the St. Louis chapter of Sudden Infant Death Syndrome Resources and received the James O'Flynn Award from St. Patrick's Center in recognition of his work to help the homeless in the St. Louis area. In addition Lamping was the recipient of the Catholic Youth Council 2000 Community Achievement Award and the 2001 Marianist Youth Medal in recognition of his support of youth throughout the St. Louis area. Big Brothers and Big Sisters of St. Louis honored Lamping with its 2001 Legacy Award. In 2006 Lamping was presented the Gateway Leadership Award from the International Leadership Network. Lamping has been inducted into the Vianney High School Hall of Fame and was named 2000 Alumnus of the Year for outstanding achievement by Rockhurst University.

A St. Louis native, Lamping holds a Bachelor of Science degree in accounting from Rockhurst University in Kansas City, Missouri, and a master's degree in business administration from Saint Louis University. Mark and his wife Cheryl have three children: Brian, Lauren, and Timothy.



Tom Coughlin was named executive vice president of football operations for the Jaguars on January 9, 2017. A veteran of 29 years in the NFL including 21 as a head coach, Coughlin ranks as the 12th-winningest coach in NFL history with an overall record of 182-157 (.537), including two Super Bowl championships.

Coughlin, who oversees the team's football operations and reports directly to Owner Shad Khan, served as the inaugural head coach for the Jaguars for nine seasons (1994-2002). During that time he accumulated a 68-60 regular season record and four playoff appearances, including two AFC championship games.

Coughlin last year served as the NFL's senior advisor to football operations, a role he started after retiring from the New York Giants following the 2015 season.

The Waterloo, N.Y. native posted a 170-150 regular season record in 21 seasons as an NFL head coach, including nine years in Jacksonville and 12 with the New York Giants. Coughlin's 170 wins are the 12th-most in NFL history and his 12 wins in the playoffs rank seventh. Coughlin-led teams captured five division titles and nine playoff berths, and his overall postseason record is 12-7.

Coughlin led the Giants to two Super Bowl victories against the New England Patriots in Super Bowl XLII and Super Bowl XLVI, becoming the 13th coach in NFL history to claim multiple Super Bowl titles. He is also one of 19 head coaches with a perfect record in Super Bowl games.

Prior to joining the Giants, Coughlin coached the Jaguars for nine seasons after being

MANAGEMENT

named the franchise's first head coach on Feb. 21, 1994. The Jaguars' 72-64 overall record included a 4-4 mark in the playoffs during Coughlin's tenure.

Jacksonville quickly became the league's most successful expansion team, becoming the first club to qualify for playoff appearances in four of its first five seasons. In 1996, the Jaguars qualified for the playoffs and advanced to the AFC championship game in just their second season as Coughlin was named NFL Coach of the Year by United Press International. The team won its first division title in 1998. The following season, Coughlin led the Jaguars to an NFL-best record of 14-2 and a second trip to the conference title game.

Coughlin emerged as one of the league's best offensive coaches, as Jacksonville led the NFL in both passing yards (4,367 in 1996) and rushing yards (2,091 in 1999). He also tutored recent Pride of the Jaguars inductee Jimmy Smith who was the league's leading receiver in 1999, as well as the three previous members of the Pride of the Jaguars – Tony Boselli, Mark Brunell and Fred Taylor.

Prior to Jacksonville, Coughlin spent three seasons (1991-93) as head coach at Boston College, where he was 21-13-1. In 1993, the Coughlin-led Eagles were ranked 12th in the USA Today/CNN coaches' poll and 13th by the Associated Press. He also coached Boston College's quarterbacks from 1981-83, where he tutored Doug Flutie, who would win the Heisman Trophy in 1984.

From 1988-90, Coughlin was the Giants wide receivers coach under Bill Parcells, and he was on the staff when the team won its second Super Bowl. He held the same position with the Green Bay Packers (1986-87) and the Philadelphia Eagles (1985-86).

Coughlin began his coaching career in 1969 as a graduate assistant at Syracuse, where he was a three-year letterman from 1965-67. The former Orangeman competed in the same back field as All-America backs and Pro Football Hall of Famers Larry Csonka and Floyd Little. He later served as the school's quarterbacks and offensive backfield coach for three seasons (1974-76) and offensive coordinator (1977-80).

Thomas Richard Coughlin was born on Aug. 31, 1946 in Waterloo, New York. He is the oldest of seven children. Coughlin and his wife, Judy, have two daughters, Keli and Kate; two sons-in-law named Chris; two sons, Brian and Tim; two daughters-in-law, Andrea and Susie; and 12 grandchildren: Emma Rose, Dylan, Shea, Cooper, Caroline, Marin, Wesley, Brennon, Clara, Walker, Ally and Hartley.



David Caldwell is in his fifth year as the general manager of the Jaguars after being named to the post on January 8, 2013. A veteran of more than 20 years in the NFL, Caldwell spent five seasons (2008-12) with the Atlanta Falcons before joining the Jaguars. Previously with the Carolina Panthers and Indianapolis Colts, Caldwell was with teams that went to the playoffs in 13 of his first 17 NFL seasons in Carolina, Indianapolis and Atlanta. On January 10, 2017, Jaguars Owner Shad Khan announced that Caldwell had been given a two-year contract extension with Jacksonville that runs through 2019.

In 2017, Caldwell acquired a free agency class that was highlighted by the additions of Pro Bowl DE Calais Campbell from Arizona, CB A.J. Bouye from Houston and SS Barry Church from Dallas. In the 2017 NFL Draft, Caldwell directed the selection of seven players, including first-round RB Leonard Fournette from Louisiana State with the fourth overall pick, OL Cam Robinson from Alabama in the second round (34th overall) and DE Dawuane Smoot from Illinois in the third round (68th overall).

In the 2016 NFL Draft, Caldwell chose seven players (six defensive), including first-round selection CB Jalen Ramsey from Florida State with the fifth overall pick, LB Myles Jack from UCLA in the second round (36th overall) and DE Yannick Ngakoue from Maryland in the third round (69th overall). On January 17, 2017, the Pro Football Writers of America announced that both Ramsey and Ngakoue were named to their All-Rookie Team for their 2016 performances. Ramsey became the first rookie in franchise history to register a pick-six and was also the first rookie to register an INT in back-to-back games. Ngakoue broke the team's rookie sack record with 8.0 in 2016, a mark that had stood for 20 seasons dating back to 1996 (Tony Brackens – 7.0).

Ngakoue also became the fifth rookie in league history to register at least 8.0 sacks, four forced fumbles and at least one INT in a season.

Caldwell's 2015 draft class, which was highlighted by third-overall pick DE Dante Fowler Jr., who missed his rookie season with a knee injury, combined to appear in 62 games with 27 starts in 2015. Second-round RB T.J. Yeldon started all 12 games in which he appeared and third-round OL A.J. Cann filled in at RG for the injured Brandon Linder and started 13 of 14 games in 2015.

In the first round of the 2014 draft, Caldwell drafted Blake Bortles from Central Florida with the third overall selection. In the second round, the Jaguars drafted WRs Allen Robinson from Penn State and Marqise Lee from Southern Cal. Bortles has started 45 of 46 games over the past three seasons, including all 16 games in 2015 and 2016. In Week 17 of the 2016 season, Bortles completed his 1,000th career pass in his 46th career game and became the sixth-fastest player in league history with 1,000 career completions. Earlier in 2016, Bortles became the eighth-fastest player to 10,000 career passing yards, doing so in the third quarter of his 41st career game. Over the past two seasons, Bortles has broken many of the team's single-season franchise records, including completions (368 in 2016), passing yards (4,428 in 2015) and passing TDs (35 in 2015). Bortles' 35 passing TDs in 2015 were the second-most in the NFL that year, trailing only Tom Brady's 36. Bortles became the third QB in NFL history to throw for 4,000 yards and 35 TDs and rush for 300 yards in a single season, joining Daunte Culpepper (2004) and Steve Young (1998). In 2015, Robinson was named to his first Pro Bowl, becoming the first player Caldwell has drafted to be selected to the Pro Bowl. Robinson started all 16 games in 2015 and finished the season with 80 receptions for 1,400 yards and a franchise-record 14 receiving TDs, which tied for the most in the NFL. Lee showed his potential in 2016, totaling 851 receiving yards and three TDs on 63 catches (13.5 rec. avg.) and also tied the franchise record for longest kickoff return for a TD when he scored on a 100-yard return in Week 15 at Houston. Lee's 30.3-yard kickoff return avg. in 2016 was the second-highest in the NFL among players with at least 15 returns.

Caldwell reshaped the roster in his first season with the Jaguars with 68 different players appearing on the active roster during the 2013 regular season, the third-most in the NFL, and 31 players finishing the season with the club that were not on the roster the previous season. Caldwell and his staff made 151 transactions from the pre-season to the conclusion of the 2013 regular season during their opening campaign.

Caldwell served the 2012 season as the Falcons' director of player personnel where he was responsible for both college and pro scouting efforts under Falcons General Manager Thomas Dimitroff. Caldwell spent his first four seasons with the Falcons as the director of college scouting, overseeing Atlanta's college area and regional scouts. His primary role was evaluating the hundreds of draft-eligible college players on an annual basis.

In Caldwell's five seasons in Atlanta, the Falcons advanced to the postseason four times and were the only NFC team to post five consecutive winning seasons. The Falcons had a 56-24 regular season record in Caldwell's tenure. Several of the players responsible for the Falcons' success were drafted during Caldwell's time including wide receiver Harry Douglas (3rd round, 2008), DE Kroy Biermann (5th round, 2008), linebacker Sean Weatherspoon (1st round, 2010), wide receiver Julio Jones (1st round, 2011) and running back Jacquizz Rogers (5th round, 2011). Eight rookies from the five draft classes started on opening day in 2012.

Prior to joining the Falcons, Caldwell spent 10 seasons (1998-2007) with the Indianapolis Colts under General Manager Bill Polian, helping to build a roster that claimed a victory in Super Bowl XLI and consisted of multiple Pro Bowl players drafted by the club. Caldwell was the western regional scout in his final two seasons with the Colts where he covered major college football conferences, including the Pac-10, Big 10 and Big 12. He joined the Colts in 1998 as an area scout and remained in that role for seven seasons, covering the Midwest and West Coast regions.

In 1996, Caldwell broke into the NFL as a scouting assistant with the Carolina Panthers, where he spent two seasons. He served as the liaison between the college scouting director and multiple area scouts while focusing on draft preparations.

In September of 2016, Caldwell and his wife, Joelle, chaired the 18th Annual Toast to the Animals, an event to raise money for the Jacksonville Humane Society that attracted more than 500 influential residents of the First Coast, including philanthropists, business leaders and professionals. Caldwell has served on the Board for the Jacksonville Humane Society for three consecutive years.

Caldwell graduated with a bachelor's degree in finance/business administration in 1996 from John Carroll University where he was a two-year letterman at outside linebacker and played from 1992-96. A native of Buffalo, New York, he and his wife have one son, David Michael II.

MANAGEMENT

DAN EDWARDS

SENIOR VICE PRESIDENT,
COMMUNICATIONS



Dan Edwards is in his 24th year with the Jaguars and his 34th season in the NFL in 2017. As the Jaguars' senior vice president, communications, he is responsible for the Jaguars' communications division which includes public relations, digital media content and broadcasting.

Edwards joined the Jaguars as executive director of communications in May of 1994, having ten seasons of NFL experience with the Pittsburgh Steelers, the Miami Dolphins and the league office. He was promoted to vice president in 2003, when the Jaguars' community relations and Internet content departments were added to his responsibilities, and to senior vice president in 2010. He is one of six current Jaguars staff members who have been with the franchise since its first year in 1994.

Edwards began his NFL career in the spring of 1984 as a public relations intern in the NFL office in New York after receiving a scholarship from NFL Charities. He spent the 1984 football season working in publicity for the Miami Dolphins, who played in Super Bowl XIX that year, before joining the Steelers in 1985.

During Edwards' nine years with the Steelers, the last seven as public relations director (1987-93), the team's public relations staff received the 1991 Pete Rozelle Award from the Pro Football Writers of America. Edwards has worked with the NFL staff at 27 Super Bowls in addition to the 1990 Pro Bowl.

Prior to entering the NFL, Edwards worked in professional baseball as an administrative assistant with the Eugene (Ore.) Emeralds, then a Class-A affiliate of the Cincinnati Reds. He played football and baseball for Montgomery College (Md.) before transferring to the University of Oregon.

Edwards received his undergraduate degree in business administration with a major in management from the University of Oregon in 1981, and a master's degree in sports administration/facility management from Ohio University in 1984. In 2004 he attended the NFL-Stanford Program for Managers at Stanford University, and for the past ten years he has served as an adjunct professor in sport communication at the University of North Florida.

Edwards serves on the board of directors of Big Brothers Big Sisters of Northeast Florida and on the University of North Florida Sport Management Advisory Board. A member of the Leadership Jacksonville class of 2009, he and his wife Tricia have four children: sons Christian and Preston and daughters Danielle and Victoria. Christian works for the Indianapolis Colts and Preston works for the Carolina Panthers.

KELLY FLANAGAN

SENIOR VICE PRESIDENT,
CHIEF FINANCIAL OFFICER



A Jacksonville native, Kelly Flanagan was named the Jaguars' senior vice president and chief financial officer in August of 2014 after joining the organization in 2012. Ms. Flanagan is responsible for developing and leading the Jaguars' and related entities' financial and business development strategies, including planning and business analytics, corporate accounting and financial reporting and analysis.

Flanagan has extensive experience in sports. Prior to joining the Jaguars, along with now Jaguars President Mark Lamping, she was a member of the executive team at the New Meadowlands Stadium, later MetLife Stadium, home to the New York Giants and New York Jets. Flanagan was involved during the construction and commissioning of the new stadium, ultimately being named controller and lead stadium finance representative to the venue's primary tenants and owners, the Giants and Jets.

Flanagan began her career as a member of the Entertainment & Media practice of PricewaterhouseCoopers in New York City, where she consulted for both public and

private sports and entertainment clients and obtained her C.P.A. license. She has been named a "Game Changer" by Sports Business Journal.

A graduate of Episcopal School of Jacksonville where she currently serves as a member of its Board of Trustees, Flanagan holds a M.S. in Sports Management degree from Columbia University in New York City and a bachelor's degree in accounting as well as an M.B.A. from the Ervin K. Haub School of Business at Saint Joseph's University in Philadelphia. In 2016 she was appointed by Jacksonville Mayor Lenny Curry and confirmed by the City Council to serve as a member of the Board of Directors of the Jacksonville Electric Authority.

CHAD JOHNSON

SENIOR VICE PRESIDENT OF
SALES AND SERVICE



Chad Johnson joined the Jaguars as vice president, sales in May of 2012, and was promoted to his current position in February 2013. Johnson is responsible for the sales and revenues in all ticketing areas – including suites, premium seating, season tickets, and group and single game tickets – as well as the team's ticket service and operations departments. He also oversees guest services, events and entertainment, and cheerleader and mascot programs.

Johnson's role expanded in 2017 with the addition of the new amphitheater as well as the adjacent flex field, known together as Daily's Place. Daily's Place provides a new venue for a full year-round schedule of concerts and events, and Johnson's team is charged with all sales, programming and operations for those events.

Prior to joining the Jaguars, Johnson worked for the Miami Marlins as senior director, new ballpark sales. During his time with the Marlins he was responsible for the sales of premium seating, luxury suites and season tickets, and group ticket packages for the Marlins' new ballpark which opened in 2012.

Prior to joining the Marlins, Johnson served as senior vice president, sales and marketing for Sunrise Sports & Entertainment and the Florida Panthers Hockey Club. In that role he oversaw all ticket sales and service operations for all the entities associated with Sunrise Sports & Entertainment and the Florida Panthers, including suite sales and premium seating, as well as the club's marketing and broadcasting efforts.

Johnson joined Sunrise Sports & Entertainment in October of 2003 as vice president of sales & service, before being promoted in April of 2005. Prior to joining Sunrise Sports & Entertainment Johnson spent five years with the Tampa Bay Lightning as director of sales.

Johnson, who is originally from Chicago, graduated from Augustana College in Rock Island, Illinois. He made Jacksonville his home in July of 2012. Johnson and his wife MaryBeth live in Atlantic Beach with his daughter, Victoria.

SCOTT MASSEY

SENIOR VICE PRESIDENT OF
CORPORATE PARTNERSHIPS



Scott Massey is responsible for leading the Jaguars sales team tasked with securing new corporate partners, as well as the service team that ensures existing partners receive significant value for their investment with the Jaguars. Massey joined the Jaguars in 2012 as senior vice president of corporate partnerships.

In 2017 Massey's role expanded to include sponsorship sales efforts for Daily's Place and Bold Events. He negotiated the naming rights agreement with Daily's as well as Founding Partner sponsorships for the new venue, and his team also supports sales efforts for Fulham Football Club in London.

Prior to the Jaguars, Massey spent nine years at the PGA TOUR as vice president of business development/title sponsor relations. Before moving into the title sponsor

MANAGEMENT

capacity, he managed several of the PGA TOUR's largest official marketing partnerships. Prior to joining the PGA TOUR, Massey previously held sales roles with several sports-related companies including International Management Group (IMG), golfweb.com and Quokka Sports.

Massey grew up in Boulder, Colo., and is a graduate of the University of Colorado where he earned his bachelor's degree in finance in 1987. He and his wife Nancy have two sons, Hanks (20) and Davis (18).



Hussain Naqi, based in London, was named senior vice president, international development in October, 2015. He oversees the Jaguars' brand development and sponsorship sales efforts in the United Kingdom, and is also responsible for driving synergies between the Jacksonville Jaguars and Fulham Football Club, which share common ownership under Shad Khan.

Among the UK-based initiatives Naqi oversees are Jaguars Academy, Jaguars Coaching Academy, Jaguars Sevens Cup, and JagTag.

Before moving to London, Naqi served as senior vice president fan engagement, responsible for oversight of the Jaguars game day operations, in-stadium business operations, and non-NFL event business. In the 2014-15 NFL season, the Jaguars unveiled a \$63 million renovation to EverBank Field, featuring the Smart Pharmacy Spas on the FanDuel deck in the north end zone of the stadium, as well as the two largest video boards in the world. Naqi was responsible for the programming, activation and content development of these new game day elements, which resulted in a number-one overall fan experience ranking in the NFL, voted upon by season ticket members in the league's Voice of the Fan.

Naqi arrived in Jacksonville in 2013 following four years with the New Meadowlands Stadium Company in East Rutherford, N.J., where he served as vice president of business planning and general counsel at MetLife Stadium, the home of the New York Jets and New York Giants.

Naqi began his career in the sports industry in 1997 with the law firm of Covington and Burling in Washington, D.C., which led to a four-year stint with the National Football League, working in the league's Management Council. After leaving the NFL in 2002, Naqi was named assistant director of enforcement for the NCAA.

Naqi attended Cornell University, earning his bachelor's degree in Industrial and Labor Relations in 1997. In 2003, he returned to school to complete a joint Juris Doctor and Masters of Business Administration degree at Northwestern University. While at Northwestern's Kellogg School of Management, he developed a continuing education program for current and former NFL players to equip them with basic business skills during and after their playing careers.

Upon graduation, Naqi joined the Executive Development Program with Major League Baseball and the New York Mets, serving two years in that capacity. He is a member of the New York State Bar.



Megha Parekh joined the Jaguars as vice president and general counsel on March 1, 2013, and was named senior vice president, chief legal officer in 2016.

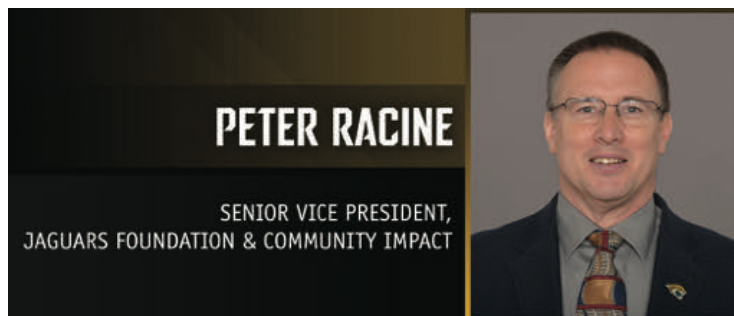
In her role, Ms. Parekh is responsible for oversight of all legal matters, including transactions, compliance, disputes, risk-management, government relations, and insurance, as well as people development and training, and information technology.

Since joining the Jaguars, Ms. Parekh has worked on team-owner Shahid Khan's acquisition of Fulham Football Club, the \$63 million public-private funded improvements to EverBank Field in 2014, and the \$90 million project involving renovations to the US Assure Club in addition to construction and the 2017 opening of Daily's Place. Ms. Parekh has also worked on the extension of EverBank's naming rights and selection of a new food, beverage and merchandise provider for EverBank Field.

Prior to joining the Jaguars, Ms. Parekh worked in the New York office of the law firm Proskauer, which is an international law firm known for its preeminent sports law group. During her time at Proskauer, she worked on public and private acquisitions and financings and securities offerings, including the acquisition of the Jacksonville Jaguars, the Houston Astros and the Cleveland Browns. While at Proskauer, Ms. Parekh also worked on a variety of matters including public and private company acquisitions and equity and debt financings.

Ms. Parekh was named in December 2012 and 2013 to Forbes Magazine's 30 Under 30 Sports List, which honored the country's top sports athletes and executives under the age of 30 who "represent the entrepreneurial, creative and intellectual best of their generation." Ms. Parekh has also been named a Woman of Influence (2014) and Ultimate Attorney (2016) since coming to Jacksonville.

Ms. Parekh joined Proskauer in 2009 after graduating magna cum laude from Harvard College and Harvard Law School. While in school she was a sports writer for The Harvard Crimson and served as an intern for baseball's Boston Red Sox. Ms. Parekh also serves on the board of the Florida Sports Foundation and works with Women in Sports and Events.



As senior vice president of the Jaguars Foundation - Community Impact, Peter Racine oversees grant making, community outreach and other charitable initiatives on behalf of the Khan family and the team. The Foundation's mission is to support the community primarily through five major program areas: 1) children, youth and families, 2) military and veterans, 3) women's health and well-being, 4) youth football and the NFL Play 60 fitness and nutrition initiative, and 5) community and neighborhood revitalization.

Beginning his nonprofit career as a college volunteer at the Covenant House homeless and runaway youth shelter in New York City, Racine went on to help begin Covenant House shelters in Houston, Texas and Toronto, Canada. From 1987 to 1992, he and his spouse Kelly established and operated Covenant House's programs for street children in Honduras, Central America where he served as executive director. Racine was featured on Dateline-NBC for his work with young glue addicts and in Time Magazine for work on behalf of minors exploited by prostitution rings. Upon returning to the United States, Racine was hired as the first executive director of the Northeast Florida Exchange Club Center for the Prevention of Child Abuse, where he served until joining the Jaguars Foundation in September of 2000.

Racine has been a partner in various national and international initiatives, including the Community Partnership for Protecting Children in partnership with the Edna McConnell Clark Foundation; the Early Childhood Violence Prevention Project in partnership with the U. S. Centers for Disease Control and Prevention, University of Florida and Jacksonville Children's Commission; Outreach to Urban Street Children in partnership with the European Economic Community; the Sports Philanthropy Project in partnership with The Robert Wood Johnson Foundation; the JCCI JAX-2025 Community Visioning initiative, the Local Initiatives Support Corporation (LISC)-Jacksonville's EPIC neighborhood revitalization initiative in partnership with The Community Foundation, the Jessie Ball duPont Fund and the City of Jacksonville; and the PROJECT 17 initiative to provide full-time Athletic Trainers in all 17 Duval County public high schools, in partnership with the NFL, Jacksonville Sports Medicine Program, Duval County Public Schools and other local partners.


In 2013, Racine won a Suncoast Regional EMMY® Award as executive co-producer of the "Jaguars Teen Talk...Game Plan for Success" television show, which was broadcast on all local independent stations, cable and network affiliates. In 2016, he was recognized at the Jacksonville Innovators in Education Awards ceremony for his work on behalf of Mr. Khan and the Jaguars Foundation in support of our military transitioning to civilian life with their educational needs, specifically through the aviation program at Jacksonville University, as well as other comprehensive support services.

Racine received his B.A. at Rutgers University in New Jersey, and his M.T.S. at Catholic Theological Union in Chicago. He and his spouse Kelly reside in Jacksonville.

MANAGEMENT

NIK SOBIC

DIRECTOR OF
STRATEGIC INITIATIVES



Nik Sobic joined the Jaguars in August of 2015 as director of strategic initiatives. He is responsible for oversight of development projects at EverBank Field and surrounding Jacksonville. During his tenure with the Jaguars Nik has overseen projects in excess of \$100 million including but not limited to the US Assure Club improvements in 2016, the construction of Daily's Place, the new amphitheater and flex field adjacent to EverBank Field, and the South End Zone tunnel. Additionally, he manages the Jaguars' concessions and merchandise business and vendors, as well as other local revenue initiatives and business ventures.

Prior to arriving in Jacksonville, Sobic spent seven years with Wells Fargo at the company's corporate mortgage headquarters in Des Moines, Iowa. While there, he provided leadership and analytical support to the mortgage department. During the mortgage crisis, he helped deliver more than one million loan modifications to borrowers, along with a multi-billion dollar reduction in the non-performing assets portfolio.

Sobic is a Harvard University graduate, earning his bachelor's degree in economics in 2007. While at Harvard, he earned All-Ivy League honors as a left tackle in 2007 and was part of an undefeated football season. Prior to leaving the game due to injury, Sobic signed a free agent contract with the NFL's New Orleans Saints.

He is a native of Milwaukee, WI.

STEVEN ZIFF

VICE PRESIDENT OF
MARKETING & DIGITAL MEDIA



Steve Ziff joined the Jaguars as vice president, marketing & digital media in September of 2014. He is responsible for all areas of branding, content marketing, creative, and digital media, including game day presentation and in-stadium production. His team also assists in the selling and marketing of concerts and events at Daily's Place and EverBank Field, as well as through Bold Events.

Prior to joining the Jaguars, Ziff worked for the San Diego Padres as senior vice president, sales & service, responsible for the sales and development of ticketing, premium seating and suites, and all non-ballpark events and concerts.

Ziff served as senior vice president of marketing & brand strategy for the Florida Panthers and the BB&T Center before joining the Padres. There he oversaw all areas of marketing, creative, partner brand activation, game presentation, grassroots and fan development, and community development for the Club and the Arena, as well as the Florida Panthers Foundation. His responsibilities also included generating new revenue streams and leveraging partnerships for the Panthers and Sunrise Sports & Entertainment.

Before joining Sunrise Sports & Entertainment in April of 2007, Ziff spent two years at Office Depot leading the company's retail, local, and college marketing for North American stores. Ziff also served with Alloy Marketing + Media and AMP Agency, based in Boston, Mass., leading strategic development and execution of national marketing promotions for some of the largest Fortune 500 brands including Reebok, Verizon Wireless, Volkswagen, Heineken, Dunkin Donuts, and New Balance.

A native of South Florida, Ziff received his B.S. in Marketing from the University of Central Florida. Ziff and his wife Allison reside in Saint Johns, Fla., with daughter Riley and son Cade.

HEAD COACH DOUG MARRONE



Doug Marrone was named the fifth head coach of the Jaguars on Jan. 9, 2017 after previously serving as the team's interim head coach for the final two games of the 2016 season. Marrone was originally hired as the team's assistant head coach-offense/offensive line coach on January 20, 2015, following a two-year stint as the head coach for the Buffalo Bills (2013-14).

In 2016, Marrone's offensive line allowed 34 sacks, 17 fewer than the previous season (51 sacks allowed) and 37 fewer than in 2014 (71 sacks allowed). The Jaguars' 34 sacks allowed were the fewest sacks allowed by the team since it yielded 31 sacks in 2007.

In his first season with the Jaguars in 2015, Marrone helped the offensive line provide protection for QB Blake Bortles, who set single-season franchise records with 355 completions, 606 pass attempts, 4,428 yards and 35 touchdowns. In addition, Marrone's squad blocked for rookie RB T.J. Yeldon, who accounted for 740 rushing yards and 279 receiving yards in 2015, becoming the first Jaguars rookie to surpass 1,000 scrimmage yards since Maurice Jones-Drew (1,377) in 2006. Yeldon also placed third among AFC RBs in 2016 with 84.9 scrimmage yards per game, trailing only LeSean McCoy and Chris Ivory.

Prior to joining the Jaguars, Marrone compiled a 15-17 mark at the Bills helm including a 9-7 mark in 2014, the team's most wins since 2004. He became only the third coach in Bills history to win 15 games in his first two seasons (Marv Levy, 19; Wade Phillips, 21). The Bills had six Pro Bowl selections during Marrone's two seasons.

The Bills had three different players with 60 receptions in 2014 for the first time in team history (Fred Jackson, 65; Sammy Watkins, 62; Robert Woods, 61) and the club produced six individual 100-yard receiving games. Watkins set team rookie records for receptions and receiving yards (982). The Bills ranked sixth in the NFL in 2014 with a plus-seven turnover differential.

In 2013, Marrone's offensive unit led the AFC and finished second in the NFL in rushing (144.2 avg.) while also leading the league with 95.5 pct. red zone efficiency mark. Rookie quarterback E.J. Manuel started 10 games and set team rookie records for passing touchdowns (11) and completions (180).

Prior to joining the Bills, Marrone spent four seasons (2009-12) as the head coach of his alma mater, Syracuse, where he led the program to a 21-17 record in the last three seasons. He guided the Orange to an 8-5 mark in 2010 and 2012 and both seasons culminated with a New Era Pinstripe Bowl championship. The Orange set several school records in 2012, including total yards (5,681), passing yards (3,619) and first downs (300). Marrone earned the American Football Coaches Association (AFCA) Region 1 Coach of the Year honors in 2011 and was a finalist for the Liberty Mutual Coach of the Year Award.

Marrone spent seven seasons in the NFL (2002-08) before becoming a collegiate head coach. From 2006-08, Marrone served as the offensive coordinator for the New Orleans Saints. He directed an offense that led the NFL in total offense (391.5 avg. in 2006; 410.7 avg. in 2008) and passing yards per game (281.4 avg. in 2006; 311.1 in 2008) in two different seasons (2006-08). The Saints' offensive line held their opponents to the fewest sacks allowed in the NFL in 2006 (16) and tied for the fewest sacks in the NFL from 2006-08 with 52 despite leading the NFL with 1,868 passing attempts during that span. Quarterback Drew Brees captured the NFL passing title in 2006 (4,418 yards) and 2008 (5,069) and became just the second passer in NFL history to eclipse 5,000 passing yards (Dan Marino, 1984).

Prior to his arrival in New Orleans, the franchise had never had a 4,000-yard passer or registered more than 5,700 yards of offense. Brees eclipsed 4,000 passing yards and the offense posted more than 5,700 yards in each of Marrone's three seasons with the Saints. The Saints established a team record with an NFL-best 6,264 yards of offense in 2006, 5,780 in 2007 (4th in the NFL) and led the NFL again in 2008 with 6,571 yards.

In Marrone's first season as an NFL offensive coordinator in 2006, left tackle Jammal Brown was voted to the All-Pro team and to the Pro Bowl in his first year at the position, while guard Jahri Evans was a unanimous All-Rookie selection. The Saints ranked fourth in the NFL in 2007 for total offense and set an NFL record for completions (440) and had franchise bests for passing first downs (222), attempts (652), touch-down passes (28) and completion percentage (67.5). In 2008, the Saints led the NFL in total offense while setting team records for points (463), total yards (6,571), net passing yards (4,977), touchdowns (57) and first downs (354).

Marrone was the offensive line coach of the New York Jets from 2002-05 and the team made two postseason appearances (2002, 2004) with him on the staff. In 2004, the Jets produced the NFL's third-best rushing offense (149.3 avg.) and Curtis Martin led the NFL with 1,697 rushing yards.

Before arriving in New York, Marrone served as tight ends/tackles coach at the University of Tennessee in 2001. He spent the 2000 season at the University of Georgia as offensive line coach after spending the previous five seasons (1995-99) at Georgia Tech where he was part of three consecutive bowl appearances. He was director of football operations for the Yellow Jackets in 1995 before coaching the tight ends in 1996 and offensive line from 1997-99.

Marrone began his coaching career in 1992 at Cortland (N.Y.) State as the school's tight ends coach before having stints as the offensive line coach at U.S. Coast Guard Academy (1993) and Northeastern University in 1994. A native of Bronx, New York, Marrone was a sixth-round draft pick of the Los Angeles Raiders in 1986 and played two years in the NFL. He played with the Miami Dolphins in 1987 and with the Saints in 1989. He also had playing stints with Pittsburgh, Dallas and Minnesota before closing his career with the NFL Europe's London Monarchs from 1991-92. Marrone was a three-year letterman at Syracuse. He returned to Syracuse and graduated in 1991 with a degree in liberal arts.

Doug and his wife, Helen, have two daughters, Madeline and Annie, and a son, Mack.

MARRONE'S COACHING CAREER		
Year	School/Team	Position
2017	Jacksonville Jaguars	Head Coach
2015-16*	Jacksonville Jaguars	Asst. HC-Off./Off. Line Coach
2013-14	Buffalo Bills	Head Coach
2009-12	Syracuse	Head Coach
2006-08	New Orleans Saints	Offensive Coordinator
2002-05	New York Jets	Offensive Line Coach
2001	Tennessee	Tight Ends/Tackles Coach
2000	Georgia	Offensive Line Coach
1997-99	Georgia Tech	Offensive Line Coach
1996	Georgia Tech	Tight Ends Coach
1995	Georgia Tech	Director of Football Operations
1994	Northeastern	Offensive Line Coach
1993	U.S. Naval Academy	Offensive Line Coach
1992	SUNY Cortland	Tight Ends Coach

* Marrone was interim head coach for last two games in 2016

JAX COACHING HISTORY		
Name (Years)	W-L	W%
Doug Marrone* (2016)	1-1	.500
Gus Bradley (2013-16)	14-47	.230
Mike Mularkey (2012)	2-14	.125
Mel Tucker^ (2011)	2-3	.400
Jack Del Rio (2003-11)	68-71	.489
Tom Coughlin (1995-2002)	68-60	.531

* Marrone was interim head coach for last two games in 2016
^ Tucker was interim head coach for last five games in 2011

COACHING STAFF

NATHANIEL HACKETT

OFFENSIVE COORDINATOR



Nathaniel Hackett, who was originally hired as the team's quarterbacks coach on Jan. 29, 2015, was named offensive coordinator on Jan. 18, 2017. Hackett took over as the offensive coordinator and play-caller in Week 9 of the 2016 season, and the Jaguars improved their rankings in a number of offensive categories under Hackett's direction, including time of possession (30th to 13th), goal-to-go efficiency (15th to fourth) and red zone efficiency (16th to fifth). The Jaguars rushing attack made impressive strides under Hackett's control, improving from 30th (72.6) to fifth (124.8), in rushing yards per game, 26th (3.79) to 13th (4.35) in yards per rush and from 32nd (38) to first (112) in rushes of four-plus yards.

The Jaguars offensive line unit was also much improved in 2016, giving up 34 sacks, which was 17 fewer than 2015 (51 sacks allowed) and 37 fewer than in 2014, before Hackett and Marrone arrived in Jacksonville. The Jaguars finished the 2016 season with a 60.0 pct. in the red zone, the franchise's best mark in the past six seasons and the second-highest pct. since 2002.

In 2016, third-year QB Blake Bortles completed 368 of 625 passes (58.9 comp. pct.) for 3,905 yards, 23 TDs and 16 INTs, while totaling 359 rushing yards and three rushing TDs on 58 carries (6.2 rush avg.). Over the past two seasons, Bortles joins Packers QB Aaron Rodgers (2009-10) as the only players in NFL history to throw for 3,900-plus passing yards, 20-plus passing TDs and rush for at least 300 yards in back-to-back seasons.

Under Hackett's tutelage as the quarterbacks coach in 2015, Bortles set single-season franchise records in passing touchdowns (35), passing yards (4,428), completions (355), and attempts (606). He also broke franchise marks with 72 completions of 20-plus yards and passing TDs in 15 consecutive games (Weeks 1 - 16). Bortles became the youngest of only three NFL players to record 4,000-plus passing yards, 35-plus passing touchdowns and 300-plus rushing yards (310) in a single season, joining Daunte Culpepper (4,717-39-406) in 2004 and Steve Young (4,170-36-454) in 1998. In addition, Hackett helped Bortles join Dan Marino (48) in 1984 and Matthew Stafford (41) in 2011 as the only NFL QBs age 23-or-younger to throw for at least 35 touchdowns in a single season.

Prior to joining the Jaguars, Hackett directed a Bills offense in 2014 that finished with an 86.0 passer rating, the highest for a Bills team since 2002. The Bills tallied 33 plays of 25-plus yards, the sixth-most in the NFL and most for a Bills team since 2000. Bills quarterbacks combined for only 13 interceptions, the third-fewest in franchise history, and rookie WR Sammy Watkins set team rookie records in 100-yard games (4), receiving yards (982) and receptions (65). QB Kyle Orton posted a career-best 64.2 completion percentage, the third-highest in franchise history, and an 87.8 passer rating (second-highest of his career).

In his first year as an NFL offensive coordinator in 2013, Hackett oversaw an offense that featured rookie QB E.J. Manuel and the running back duo of Fred Jackson and C.J. Spiller. The Bills ranked second in the NFL and first in the AFC with a 144.2-yard rushing average while ranking second in the AFC with 56 rushes of 10-plus yards. The Bills led the NFL with a 95.5 percent red zone scoring mark. Manuel started 10 games and set franchise rookie records for passing touchdowns (11) and completions (180). Rookie WR Robert Woods ranked fifth among all rookies with 40 receptions for 587 yards and three touchdowns.

Hackett joined the Bills after three years at Syracuse working under Marrone. Hackett served as offensive coordinator and quarterbacks/tight ends coach from 2011-12 after spending the 2010 season as quarterbacks/passing game/tight ends coach. Under his direction, the Orange set numerous records in 2012 including total offense (6,188 yards), yards per game (476.0), passing yards (3,757), touchdown passes (26), completions (295) and first downs (328). Syracuse featured a 3,000-yard passer, 1,000-yard rusher and 1,000-yard receiver in 2012 for the first time in school history while eclipsing 500-plus yards of offense in seven games. He tutored All-America QB Ryan Nassib, who finished his career with a school-record 9,190 passing yards, 791 completions and 1,312 attempts while ranking second with 70 touchdown passes.

Prior to joining Syracuse, Hackett served four seasons as an offensive quality control coach in the NFL. He spent two seasons each with Buffalo (2008-09) and Tampa Bay (2006-07). He began his coaching career at his alma mater, U.C. Davis, in 2003 where he served as assistant linebackers coach. He worked as an assistant to the offensive and defensive coordinators at Stanford from 2003-04. In December of 2004, he accepted the position of linebackers coach at Western Michigan, but returned to Stanford after he was hired as the specialists coach and recruiting coordinator.

Hackett was a four-year letterman at U.C. Davis, where he played linebacker and served as the team's long snapper from 1999-2002. The Aggies reached the playoffs in each of his four seasons, finishing with a combined 41-9 record. He won the George Beleniz Award in 1998 as the team's Most Outstanding Redshirt and the "Aggie Pride" Award in 2002 as a senior. Hackett, the son of former NCAA and NFL coach Paul Hackett, was born on December 19, 1979 in Fullerton, Calif. He is married to the former Megan Baumgartner and they have two sons, Harrison and London, and two daughters, Briar and Everly.

HACKETT'S COACHING CAREER

Year	School/Team	Position
2016-	Jacksonville Jaguars	Offensive Coordinator
2015-16	Jacksonville Jaguars	Quarterbacks Coach
2013-14	Buffalo Bills	Offensive Coordinator
2011-12	Syracuse	Offensive Coordinator/TEs
2010	Syracuse	QB's/Passing Game/TEs
2008-09	Buffalo Bills	Offensive Quality Control
2006-07	Tampa Bay Buccaneers	Offensive Quality Control
2003-05	Stanford	Coordinator's Assistant
2003	U.C. Davis	Asst. Linebackers Coach

TODD WASH

DEFENSIVE COORDINATOR



Todd Wash enters his second season as the team's defensive coordinator. Wash originally joined the team when he was named defensive line coach on January 28, 2013 before being promoted to defensive coordinator at the conclusion of the 2015 season.

Wash's defense displayed steady improvement throughout the 2016 season. The unit's 32 passes defended in the months of December and January were the most over that span in 15 seasons. The Jaguars' front seven limited opponents to 3.82 yards per carry last season, tied for the sixth-best figure in the league. Jacksonville's defense also turned in 80 tackles for loss, the fourth-most in the NFL, while third-year LB Telvin Smith set a career high with 14 stops behind the line of scrimmage. On third down Wash's unit finished the season ranked eighth in the NFL (37.1 pct.).

Wash also helped mentor two record-breaking rookies in CB Jalen Ramsey and DE Yannick Ngakoue. Ngakoue broke the Jaguars' single-season rookie record when he posted 8 sacks. He joined Tamba Hali, Terrell Suggs, Julius Peppers and Charles Haley as the only rookies in NFL history to post 8.0-plus sacks, four-plus forced fumbles and at least one INT in their rookie season. Ramsey also led all NFL rookies with 14 passes defended, and he joined CB Marcus Peters as the only rookie CBs over the last eight seasons to register 50-plus tackles, one pick-six and one forced fumble during their inaugural year. Ramsey became the first Jaguars rookie to register an INT in back-to-back games and also the first Jaguars rookie to return an INT for a TD.

In 2015, the team ranked 15th (106.8) in opponent rushing yards per game in 2015, an improvement from 27th (127.1) in 2014. The Jaguars also ranked fifth in opponent rushing average (3.68), up from 12th (4.07) in 2014. In addition, DL Jared Odrick led the team with 5.5 sacks, while DE Andre Branch and DT Roy Miller III had 4.0 sacks apiece. Jacksonville's defense tied for the NFL's fourth-most sack-fumbles (8.0) in 2015, trailing only New England (10.0), N.Y. Jets (9.0) and Philadelphia (9.0).

Wash has also tutored a productive pass rush. The Jaguars ranked sixth in the NFL with 45.0 sacks in 2014, the fourth-most in franchise history and most since 2005. Among the 45.0 sacks, 37.0 were credited to defensive linemen. The Jaguars forced five fumbles in Week 12 at Indianapolis, the most in single-game franchise history. Sixth-year DT Sen'Derrick Marks had the best statistical season of his career, totaling 8.5 sacks, 15 tackles for loss and 16 QB hits. Veteran DE Chris Clemons registered eight sacks and second-year DE Ryan Davis notched a career-high 6.5 sacks. In Wash's first year with the Jaguars in 2013, the club improved their sack total from 20.0 in 2012 to 31.0 and totaled 19.0 sacks in the last seven games.

Wash coached the Seahawks defensive line from 2011-12 and helped the unit rank sixth in the NFL in yards per game (319.2), third in fewest points allowed (17.5), first in opponents passer rating (73.2) and fifth in takeaways (62) during that span. The Seahawks registered an 11-5 regular season record in 2012, the third-best mark in franchise history, and advanced to the divisional round of the playoffs. The Seahawks led the NFL by allowing a franchise-record low 15.3 points per game and ranked fourth in total defense (306.2 yards per game).

Wash entered the NFL coaching ranks with the Buccaneers, where he spent four sea-

COACHING STAFF

sons (2007-10), serving the last three as defensive line coach. Prior to joining the Buccaneers, Wash had two stints (2002-03, 2005-06) as an assistant coach at his alma mater, North Dakota State. While with the Bison, Wash coached the defense line and coordinated the run defense. In between appointments at NDSU, he spent the 2004 season as defensive coordinator/linebackers coach at Missouri Southern State. Wash began his coaching career at Fort Lewis College in 1996 as defensive coordinator and was promoted to head coach/defensive coordinator for three seasons (1997-99). He worked as defensive coordinator at Nebraska-Kearney from 2000-01. A two-time All-North Central Conference outside linebacker at North Dakota State, Wash played on two national championship teams with the Bison in 1988 and 1990. A preseason All-American and team captain in 1991, he had a tryout as an undrafted free agent with the Houston Oilers in 1992. He holds two degrees from NDSU, including a bachelor's degree in physical education (1994) and a master's in athletic administration (1996).

Wash, born July 19, 1968, and his wife, Darci, have two daughters, Alyssa and Jenae, and one son, Marcus. Darci was an All-America basketball player at NDSU and played on three national championship teams. She was inducted into the Bison Athletic Hall of Fame in 2012.

WASH'S COACHING CAREER		
Year	School/Team	Position
2016-	Jacksonville Jaguars	Defensive Coordinator
2013-15	Jacksonville Jaguars	Def. Line Coach/Run Game Coord.
2011-12	Seattle Seahawks	Defensive Line Coach
2008-10	Tampa Bay Buccaneers	Defensive Line Coach
2007	Tampa Bay Buccaneers	Defensive Quality Control
2005-06	North Dakota State	Defensive Line Coach
2004	Missouri Southern State	Defensive Coordinator/LBs
2002-03	North Dakota State	Defensive Line Coach
2000-01	Nebraska-Kearney	Defensive Coordinator
1997-99	Fort Lewis College	Head Coach/Def. Coordinator
1996	Fort Lewis College	Defensive Line Coach



Joe DeCamillis, who is entering his 29th NFL season of coaching in 2017, re-joins the Jaguars for a second stint after previously spending two seasons with the club as the special teams coordinator from 2007-08.

DeCamillis spent the last two seasons as the special teams coordinator for the Denver Broncos (2015-16).

In 2016, DeCamillis' unit ranked seventh in the NFL in both opponents' punt return average (6.8) and opponents' kickoff return average (20.2), while finishing 11th in the NFL in kick return average (22.9).

DeCamillis' units have accounted for 29 total kick return scores (18 PR, 11 KR) and 43 takeaways during his 24 seasons coaching special teams in the NFL.

In 2015, second-year K Brandon McManus connected on 30-of-35 (.857) field goals, including six kicks from 50-plus yards to tie a single-season franchise record. He also converted on all 10 of his FG attempts in the postseason, the second-most makes in the playoffs in NFL history, to help the team capture the Super Bowl 50 title.

In addition, the team's special teams units produced three takeaways, two blocked kicks and one punt return TD during their championship-winning season.

Before returning to Denver, DeCamillis spent two seasons (2013-14) as Chicago's assistant head coach/special teams, instructing a unit that allowed a league-low 18.3 yards per kick return while generating two TD returns (1 PR, 1 KR) and three takeaways. In 2013, WR Devin Hester turned in one of his best seasons under DeCamillis, posting the second-highest kickoff return average (27.6) and the fourth-highest punt return average (14.2) of his career.

Prior to coaching with the Bears, DeCamillis served as special teams coordinator with

Dallas from 2009-12. During that time, the Cowboys tied for the most punt return TDs (six) in the NFL, including a franchise-record three in 2010 by the rookie duo of WR Dez Bryant (two) and DB Bryan McCann (one).

As Jacksonville's special teams coach from 2007-08, DeCamillis' coverage unit ranked second in the NFL in average opponent field position after kickoffs (25.3-yard line) with 34 opponent returns being downed inside the 20-yard line.

DeCamillis had a 10-year run coaching special teams for the Atlanta Falcons (1997-2006)—the first seven years under Head Coach Dan Reeves, whom he worked for in his first two NFL coaching roles with the Broncos and N.Y. Giants.

He coached special teams for the Giants from 1993-96, as the club accounted for the fourth-most kick return scores (six) in the NFL during that period. RB David Meggett tied for second in the league with three punt return TDs during his final two years with the Giants (1993-94), ranking fourth in the NFL with his 11.3-yard punt return average in that two-year span.

DeCamillis began his NFL career in Denver in 1989 assisting with the club's football administration for two years before serving as a defensive quality control coach from 1991-92 under Reeves.

An all-state quarterback and wrestler at Arvada (Colo.) High School, DeCamillis went on to become an All-American wrestler at the University of Wyoming. DeCamillis, who was born on June 29, 1965, is married to Dana, and the couple has two daughters, Caitlin and Ashley.

DECAMILLIS' COACHING CAREER		
Year	School/Team	Position
2017-	Jacksonville Jaguars	Special Teams Coordinator
2015-16	Denver Broncos	Special Teams Coordinator
2013-14	Chicago Bears	Asst. Head Coach/Special Teams
2009-12	Dallas Cowboys	Special Teams Coordinator
2007-08	Jacksonville Jaguars	Special Teams Coordinator
1997-2006	Atlanta Falcons	Special Teams Coordinator
1993-96	New York Giants	Special Teams Coordinator
1991-92	Denver Broncos	Defensive Quality Control
1990	Denver Broncos	Administrative Assistant
1989	Denver Broncos	Assistant to GM & Head Coach



Tom Myslinski is entering his sixth season with the Jaguars after being named head of strength and conditioning on January 27, 2012. Myslinski played nine seasons as an offensive lineman in the NFL, including one season as a guard on the Jaguars' 1995 inaugural team, and spent three seasons as strength and conditioning coach for the Cleveland Browns.

Myslinski spent two seasons on the collegiate level, serving as strength and conditioning coach for football at North Carolina in 2011 and Memphis in 2010. He was responsible for planning and designing the interior of a \$3 million, 13,000-square-foot weight room at Memphis. Myslinski was instrumental in maintaining a 92 and 88 percent start rate throughout the last two seasons.

A native of Rome, N.Y., Myslinski previously served three seasons (2007-09) with the Browns as the head strength and conditioning coach. He was the club's assistant strength and conditioning coach in 2004 and also worked for the Browns on a part-time basis in 2003. He spent two seasons (2005-06) as head strength and conditioning coach at Robert Morris.

A fourth-round draft pick of Dallas in 1992, Myslinski played in 60 games with 25 starts including stints with Washington (1992), Buffalo (1993), Chicago (1993-94), Jacksonville (1995), Pittsburgh (1996-97, 2000-01), Indianapolis (1998) and Dallas (1999).

While playing in the NFL, Myslinski served as a volunteer assistant strength and conditioning coach at the University of Pittsburgh from 1998-2001, working primarily with offensive and defensive linemen. Prior to his stint at Pittsburgh, he spent 1996

COACHING STAFF

as the volunteer strength and conditioning coach at the University of North Florida, where he assisted on all aspects of physical and mental development with the school's student-athletes. He also has served as a martial arts consultant to numerous collegiate athletic programs.

Myslinski developed and patented the "Tunch Punch Ladder" hand agility pad and has trained under offensive line guru Tunch Ilkin, who is the developer of the Tunch Punch system, which is used extensively by offensive line coaches throughout the NFL. He has co-authored peer-reviewed research articles on the workload monitoring cycle and the development of strength and power using heavy chains and bands in addition to weights.

Myslinski is a Registered Strength and Conditioning Coach by the National Strength and Conditioning Association (NSCA) and served as an adviser on the organization's Coaching Performance Committee and Human Performance Center. In addition, he was a member of the inter-association task force with the National Athletic Training Association (NATA) for preventing sudden death in collegiate conditioning sessions.

Myslinski earned all-conference honors at the University of Tennessee and earned eight varsity letters including four in football and four in track and field. He started at guard for back-to-back SEC championship teams (1989-90) and was also a member of the Volunteers' 1991 NCAA Champion track and field team. He earned a Bachelor of Science degree in kinesiology in 1992 and was a two-time Academic All-SEC member. He later earned his master's degree from the University of Pittsburgh in exercise physiology. Myslinski and his wife, Amy, have three children: Thomas, Emily and Michael.

MYSLINSKI'S COACHING CAREER

Year	School/Team	Position
2012-	Jacksonville Jaguars	Strength & Conditioning Coord.
2011	North Carolina	Strength & Conditioning Coach
2010	Memphis	Strength & Conditioning Coach
2007-09	Cleveland Browns	Strength & Conditioning Coach
2005-06	Robert Morris	Strength & Conditioning Coach
2004	Cleveland Browns	Asst. Strength & Conditioning Coach

MARK COLLINS

LINEBACKERS COACH



Mark Collins was hired as the team's linebackers coach on Jan. 26, 2017.

Collins, entering his 18th year coaching and his eighth in the NFL, joins the Jaguars after a two-year stint as the outside linebackers coach with the New York Jets.

"With 17 years in coaching, Mark Collins will bring a diverse array of professional and collegiate experience to our staff," said Jaguars Head Coach Doug Marrone. "I'm excited to see our linebackers respond to his leadership and continue to develop in the upcoming year."

Last season with the Jets, Collins oversaw the development of rookie OLB Jordan Jenkins and the progression of fourth-year OLB Sheldon Richardson, who won Defensive Rookie of the Year honors in 2013 and earned a Pro Bowl appearance in 2014. In his first season, Jenkins totaled 40 tackles (22 solo), including 2.5 sacks, while Richardson led the team with 13 tackles for loss and finished the year with 62 total tackles (38 solo).

In his first year with the Jets in 2015, Collins oversaw a unit in which four different OLBs registered sacks, led by rookie third-round selection Lorenzo Mauldin (4.0). Mauldin registered all of his sacks after Week 8, finishing with the most by a Jets rookie since 2012. Richardson, in his third season, registered 5.0 sacks, his second consecutive season with at least 5.0 sacks. Veteran OLB Calvin Pace added 3.0 sacks, his eighth consecutive season totaling at least 3.0 sacks.

Prior to joining the Jets, Collins spent four seasons with the Atlanta Falcons from 2010-14, serving as a defensive assistant from 2010-13 and working with the outside linebackers in 2014. During his time with the Falcons, Atlanta produced 140 takeaways, the ninth-most in the NFL over that span. While serving as the defensive assistant (2010-13), Collins assisted with the defensive line and a run defense that registered a tackle for loss once every 10.2 rushing attempts, the eighth-highest rate in the NFL. Before entering the NFL coaching ranks, Collins spent 11 seasons at the collegiate level, with stops at Louisiana-Monroe, Georgia, Georgia Southern, Elon and Michigan after getting his start in coaching at his alma mater, East Tennessee State.

In 2009, Collins served as the safeties coach at the University of Louisiana-Monroe after a two-year stint at the University of Georgia. From 2007-08, Collins spent two seasons at the University of Georgia as a graduate assistant. During one season at Georgia, the Bulldogs finished the season as the No. 2 ranked team in the final Associated Press poll.

In 2006, Collins worked at Georgia Southern as the outside linebackers coach and tutored AFCA first-team All-American John Mohring, while also working with the special teams units for the Eagles. In 2005, Collins served as a defensive coordinator at Elon University, helping the Phoenix defense finish with the third-best total defense in the Southern Conference. From 2003-04, Collins worked at the University of Michigan and helped the Wolverines win two consecutive Big Ten Championships and make back-to-back Rose Bowl appearances. Collins served as the assistant linebackers coach in 2003 and coached the offensive line in 2004.

Following his playing career, Collins spent four seasons at his alma mater, East Tennessee State, serving as the assistant defensive backs coach (1999), outside linebackers coach (2000), defensive line coach/special teams coordinator (2001) and outside linebackers coach/special teams coordinator (2002).


Collins, a native of Sault Ste. Marie, Mich., is a 1998 graduate of East Tennessee State where he earned a bachelor's degree in finance. As a four-year starter at defensive end and outside linebacker, Collins won the John Robert Bell Award, given to the player who displays intensity, loyalty and work ethic, and was the team's captain in 1997. Collins was also a National Football Foundation College Hall of Fame Scholar in 1995-96.

COLLINS'S COACHING CAREER

Year	School/Team	Position
2017-	Jacksonville Jaguars	Linebackers Coach
2015-16	New York Jets	Outside Linebackers Coach
2014	Atlanta Falcons	Outside Linebackers Coach
2010-13	Atlanta Falcons	Defensive Assistant
2009	Louisiana-Monroe	Safeties Coach
2007-08	Georgia	Graduate Assistant
2006	Georgia Southern	Linebackers Coach
2005	Elon	Defensive Coordinator
2004	Michigan	Offensive Line Coach
2003	Michigan	Assistant Linebackers Coach
2002	East Tennessee State	OLBs/Special Teams Coordinator
2001	East Tennessee State	DL/Special Teams Coordinator
2000	East Tennessee State	Outside Linebackers Coach
1999	East Tennessee State	Assistant Defensive Backs

JOE DANNA

ASSISTANT SECONDARY COACH



Joe Danna was hired as the assistant defensive backs coach on January 23, 2017. He is entering his 10th season of coaching in the NFL after spending the previous two seasons as the defensive backs coach with the New York Jets.

In his second season with the Jets in 2016, CB Marcus Gilchrist and CB Marcus Williams tied for the team lead with two INTs apiece. The unit also saw six players finish with at least five passes defended, including Williams (six), S Calvin Pryor (six), CB Buster Skrine (six), CB Darryl Roberts (six), CB Darrelle Revis (five) and CB Juston Burris (five).

In 2015, Danna joined the New York Jets as the defensive backs coach and helped Williams lead the team in INTs, picking off six passes despite playing in fewer than 27 percent of the defensive snaps. Pryor registered career highs in tackles (71) and passes defended (six) during the 2015 season. Under Danna's direction, Revis, who returned to the club in 2015, registered nine takeaways (five interceptions and four fumble recoveries), the most of any CB in the league and his most INTs since 2009. Danna's unit tripled its INT total from the previous season, as the defensive backs produced all 18 of the team's INTs in 2015 (fifth-most in the NFL), improving their 2014 total of six (tied for 30th).

In 2008, Danna secured his first coaching opportunity in the NFL with the Atlanta Falcons, where he served as a defensive assistant for two seasons (2008-09). Danna then spent the following two seasons (2010-11) with the Miami Dolphins as the assistant defensive backs coach before returning to Atlanta as the defensive backs coach for the 2012-14 seasons.

COACHING STAFF

From 2006-07, Danna made stints at Georgia Southern (2006) and James Madison University (2007), serving as the defensive backs coach with both collegiate programs.

After his playing career, Danna served as a graduate assistant for two seasons at his alma mater, Central Michigan. As a graduate assistant, Danna spent the 1999-2000 seasons as the assistant defensive backs coach while also assisting with recruiting, scouting, weight training, conditioning and video coordination. In 2001, Danna served as the graduate assistant at the University of Georgia, working with the Bulldogs' defense, before returning to Central Michigan from 2002-2005, working in different capacities, including wide receivers coach (2002, 2005) and safeties coach (2003-04).

As a player, Danna was a four-year letterman and two-year starter at WR for Central Michigan. Danna earned several accolades during his time as a player, including Scholar Athlete of the Year, Special Teams Player of the Year, the team's Leadership and Motivation Award and First-Team Mid-American Academic recognition.

Danna earned his bachelor's degree in elementary education and social studies with a language arts minor from Central Michigan. The Midland, Mich., native and his wife, Nicole, have two sons, Luke and Zack, and a daughter, Lindsey.

DANNA'S COACHING CAREER		
Year	School/Team	Position
2017-	Jacksonville Jaguars	Assistant Defensive Backs Coach
2015-16	New York Jets	Defensive Backs Coach
2012-14	Atlanta Falcons	Defensive Backs Coach
2010-11	Miami Dolphins	Assistant Defensive Backs Coach
2008-09	Atlanta Falcons	Defensive Assistant
2007	James Madison	Defensive Backs Coach
2006	Georgia Southern	Defensive Backs Coach
2005	Central Michigan	Wide Receivers Coach
2003-04	Central Michigan	Safeties Coach
2002	Central Michigan	Wide Receivers Coach
2001	Georgia	Graduate Assistant
1999-2000	Central Michigan	Graduate Assistant



John Donovan is in his second year with the Jaguars after he was hired as the team's offensive quality control coach on March 21, 2016. Donovan joined the Jaguars staff with 19 years of collegiate coaching experience, including two as the offensive coordinator and tight ends coach at Penn State. Donovan directed a 2014 offense that saw QB Christian Hackenberg and WR DaeSean Hamilton break Penn State single-game and season records and TE Mike Gesicki was selected to the BTN.com All-Freshman team. In 2015, Hackenberg became the school's all-time leading passer, while RB Saquon Barkley and WR Chris Godwin were one of only two tandems in the Big 10 with a 1,000 yards rushing and receiving, respectively.

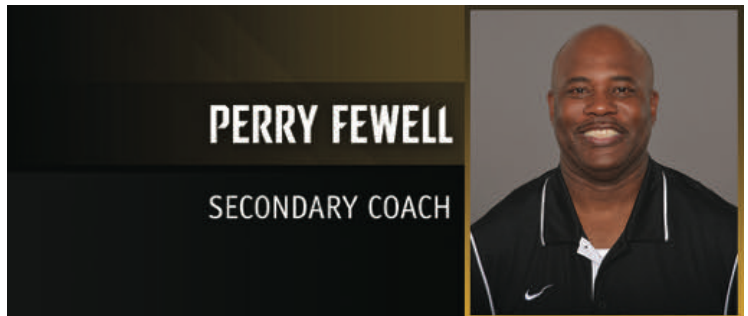
From 2011-13, Donovan was the offensive coordinator and running backs coach for three of the most productive offensive seasons in Vanderbilt's modern-era history. Under Donovan's direction, RB Zac Stacy ran for 1,193 yards in 2011 and 1,141 yards in 2012 to become the first Vanderbilt player with consecutive 1,000-yard seasons in program history. Stacy earned second team All-SEC honors and was drafted by the St. Louis Rams in 2013.

Donovan's offensive units earned three of the top four total yardage marks in school history dating back to 1945, gaining at least 4,400 yards each season, including a school record 4,936 yards in 2012. The Commodores averaged 30.0 points per game in 2012, marking the first time in school history they averaged 30 or more points per game, and followed with another program record of 30.1 points per game in 2013.

Donovan also worked for Ralph Friedgen at the University of Maryland from 2001-10. He began his coaching career at Georgia Tech (1998-2000) and Villanova (1997).

From River Edge, N.J., Donovan graduated with a sociology degree from Johns Hopkins University. A defensive back, he grabbed 12 interceptions during his career with the Blue Jays. He also earned a master's degree in economics from Georgia Tech. Donovan and his wife, Stacey, have one son, John Patrick, and two daughters, Cate and Shea.

DONOVAN'S COACHING CAREER		
Year	School/Team	Position
2017-	Jacksonville Jaguars	Offensive Assistant
2016	Jacksonville Jaguars	Offensive Quality Control
2014-15	Penn State	Offensive Coordinator/TEs
2011-2013	Vanderbilt	Offensive Coordinator/RBs
2008-10	Maryland	Running Backs Coach
2006-07	Maryland	Quarterbacks Coach
2005	Maryland	Running Backs Coach
2001-04	Maryland	Recruiting Coordinator
1998-2000	Georgia Tech	Graduate Assistant
1997	Villanova	Asst. Secondary Coach



Perry Fewell enters his second stint as the Jaguars defensive backs coach after being named to the position on Jan. 14, 2017. Fewell has 32 years of coaching experience, including 20 in the NFL, and has previously worked under Executive Vice President of Football Operations and then-Head Coach Tom Coughlin in Jacksonville as the team's defensive backs coach (1998-2002) and with the New York Giants as the team's defensive coordinator (2010-2014).

Fewell spent the previous two seasons with the Washington Redskins as the team's defensive backs coach. In 2016, Fewell oversaw a unit that was tied for 12th in the league with 75 passes defensed, highlighted by former All-Pro CB Josh Norman, who registered 67 tackles (57 solo), three INTs and 19 passes defensed, which was tied for fifth best in the NFL. In his first season in 2015, Fewell skillfully guided a constantly changing unit that was besieged by injuries for most of the season.

Prior to the Redskins, Fewell spent the previous five seasons as defensive coordinator of the New York Giants, a stint that included a 21-17 victory over the New England Patriots in Super Bowl XLVI. In Fewell's five seasons in New York from 2010-14, his unit amassed 160 takeaways, second-most in the NFC and third-most in the NFL. During the team's Super Bowl campaign in 2011, the Giants were fourth in the NFL in both takeaways (35) and turnover differential (plus-14). In four postseason victories that year, the Giants allowed an average of 14.0 points per game, joining the 2000 Baltimore Ravens as the only team since the turn of the century to allow 14 or fewer points per game in a postseason run requiring all four rounds.

From 2006-09, Fewell spent four seasons as the Buffalo Bills' defensive coordinator. He was the team's interim head coach for the final seven games of the 2009 season, earning three wins. In 2009, his guidance helped rookie S Jairus Byrd tie for the NFL lead with nine interceptions in only 14 games and helped Byrd become the first Bills rookie to be selected to the Pro Bowl since Greg Bell in 1984.

Fewell coached defensive backs for the Chicago Bears in 2005 when the Bears led the NFC with 24 interceptions and CB Nathan Vasher and S Mike Brown were both selected to the Pro Bowl. Fewell had previously served as secondary coach of the St. Louis Rams from 2003-04.

Fewell entered the NFL as the defensive backs coach under Coughlin for the Jacksonville Jaguars in 1998, a position he held through the 2002 season. Jacksonville's pass defense ranked third in the NFL during a 14-2 season in 1999.

Prior to entering the NFL, Fewell spent 13 years coaching at the collegiate level. Fewell spent three seasons at Vanderbilt where he coached the secondary from 1995-97 and was also the assistant head coach in his final season there. In 1992, he returned to Army for a second stint, where he spent three seasons as the defensive line coach. For four seasons at Kent State from 1988-91, Fewell spent his only time coaching on the offensive side of the ball in his career as he served as the wide receivers coach. Prior to Kent State, Fewell served as the defensive backs coach at the U.S. Military Academy in 1987. He began his coaching career as a graduate assistant at the University of North Carolina from 1985-86.

Fewell lettered as a defensive back at Lenoir-Rhyne (N.C.) from 1980-83 and was part

COACHING STAFF

of the university's Hall of Fame class in 2011. A native of Gastonia, N.C., he lettered on the football and track teams at South Point H.S. in Belmont, N.C., and was inducted into the Belmont Sports Hall of Fame in 2001. He also earned induction into the Gaston County, N.C. Hall of Fame in June 2012. Fewell and his wife, Kathleen, have two sons.

FEWELL'S COACHING CAREER		
Year	School/Team	Position
2017-	Jacksonville Jaguars	Defensive Backs Coach
2015-16	Washington Redskins	Defensive Backs Coach
2010-14	N.Y. Giants	Defensive Coordinator
2006-09	Buffalo Bills	Defensive Coordinator*
2005	Chicago Bears	Defensive Backs Coach
2003-04	St. Louis Rams	Secondary Coach
1998-2002	Jacksonville Jaguars	Defensive Backs Coach
1995-97	Vanderbilt	Secondary Coach
1992-94	U.S. Military Academy	Defensive Line Coach
1988-91	Kent State	Wide Receivers Coach
1987	U.S. Military Academy	Defensive Backs Coach
1985-86	North Carolina	Graduate Assistant

* Served as interim head coach for the final seven games of 2009



PAT FLAHERTY
OFFENSIVE LINE COACH

Pat Flaherty was hired as the offensive line coach of the Jacksonville Jaguars on Jan. 14, 2017 after a one-year stint in the same role in San Francisco. A veteran of more than 35 years of coaching, Flaherty brings a wealth of knowledge and experience to the Jaguars staff.

Under Flaherty's mentorship, the 49ers posted 126.2 rushing yards per game, the fourth-highest mark in the NFL, while RB Carlos Hyde set a career high and ranked in the top-15 in rushing yards (988) in 2016.

Flaherty spent the previous 12 years (2004-15) in charge of the offensive line with the New York Giants under then-Head Coach and current Executive Vice President of Football Operations Tom Coughlin. During his tenure in New York, the Giants offense ranked among the top 10 in the NFL in six of the past eight seasons and had at least two linemen selected to the Pro Bowl in three of those seasons. The Giants had a 1,000-yard rusher in seven of the 12 seasons in which Flaherty coached the offensive line, with RB Tiki Barber registering the three best rushing seasons in franchise history (2004-06). Behind Flaherty's offensive line, QB Eli Manning started 183 consecutive games and registered five seasons with 4,000-or-more passing yards.

In 2015, the offensive line paved the way as the Giants averaged 372.0 yards per game, which ranked eighth in the NFL. New York totaled 5,952 net yards during the 2015 season, the third highest mark for a single season in franchise history. Behind an offensive line that allowed only 27 sacks, tied for the fourth fewest sacks in the league, Manning set the franchise record for single-season completions (387), while ranking second in team history in passing yards (4,432) and passing touchdowns (35). Flaherty oversaw the development of first round pick T Ereck Flowers, who started all 15 games in which he appeared.

In 2014, Flaherty's offensive line helped New York gain an average of 367.2 yards per game, a 59.7 yards-per-game improvement over their 2013 average of 307.5. The Giants totaled 5,875 net yards in 2014, the fifth-highest total in franchise history. With the line providing consistent protection, Eli Manning set the franchise record for completion percentage (63.1) and the then single-season team record for completions (379). Three of the seven Giants who started all 16 games in 2014 were offensive linemen; LT Will Beatty, C J.D. Walton and RG John Jerry. Flaherty guided the development of G Weston Richburg, a second-round draft choice, who started 15 games at left guard his rookie season.

In 2013, Flaherty had to constantly restructure the line due to injuries. The Giants used seven different starting offensive line combinations, the second-highest total in the NFL. T Justin Pugh, the team's first-round draft choice, started all 16 games at right tackle and became the first Giants rookie to start an entire 16-game season since DT Barry Cofield in 2006.

In 2012, the offensive line allowed an NFL-low 20 sacks as the Giants scored 429 points, the second-highest total in franchise history. With G Chris Snee, C David Baas and G Kevin Boothe starting 16 games, the New York rushing attack averaged 4.5 yards per

carry, which ranked seventh in the NFL. Snee was selected to his fourth Pro Bowl. He was also selected to the Pro Bowl in 2008, 2009 and 2010 under Flaherty's guidance.

The 2011 season was one of change for the offensive line as longtime stalwarts G Rich Seubert and C Shaun O'Hara retired in the offseason. Despite having to start five different offensive line units, Flaherty's group helped the Giants win Super Bowl XLVI and set franchise records with 6,161 total yards and 4,734 net passing yards. With the line allowing the seventh fewest sacks (28) in the NFL, the Giants finished fifth in the league in passing yards.

In 2010, Snee and O'Hara were each selected to the Pro Bowl for the third consecutive year. With the line playing at a high level, the Giants ranked fifth in the NFL with an average of 380.3 yards per game. The team gained 6,085 total yards, the first 6,000-yard season in franchise history. The Giants were one of only two teams with a pair of running backs who rushed for 800-or-more yards apiece in RB Ahmad Bradshaw (1,235 yards) and RB Brandon Jacobs (823). New York tied the Indianapolis Colts by allowing an NFL-low 16 sacks in 2010, the fewest sacks allowed by a Giants team since sacks became an official statistic in 1982. The Giants did not allow a sack in a franchise-record five consecutive games (Week 9 [11/7/10 at Sea.] - Week 13 [12/5/10 vs. Was.]) and in seven games overall. The line notched these marks despite a rash of injuries that forced Flaherty to start six different offensive line combinations during the year. O'Hara, Snee, Seubert, Diehl and T Kareem McKenzie were mainstays on the line from 2006-10 and started 38 consecutive regular season games from 2007-09 as a group, then the longest such streak by five linemen since the 1970 NFL merger.

In 2009, O'Hara, Snee and Diehl were all selected to the Pro Bowl, the first time the Giants had three players from the same position group play in the game since 1962. Behind the steady offensive line, the Giants averaged 25.1 points per game, ranking eighth in the NFL.

Snee and O'Hara were selected to the NFC Pro Bowl team as Giants rushed for NFL-best and franchise-record 2,518 yards with an average of 5.0 yards per carry in 2008. It was the first time since 1993 that the Giants led the NFL in rushing. Both Jacobs (1,089) and RB Derrick Ward (1,025) eclipsed the 1,000-yard mark, becoming just the fourth set of running back teammates to accomplish the feat in the same season in NFL history.

In 2007, the line was an important factor as the Giants won Super Bowl XLII and finished fourth in the NFL in rushing yardage (134.3 yards per game) and yards per carry (4.6).

In 2006, the Giants finished seventh in the NFL with an average of 134.8 rushing yards per game and ranked sixth with an average of 4.7 yards per carry. The offensive line allowed 25 sacks, which ranked tied for sixth in the NFL. Barber registered his third consecutive 1,000-yard season behind a Flaherty-coached offensive line with 1,662 yards, ranking fourth in the NFL and second most in team history.

The Giants' average of 138.1 rushing yards per game in 2005 and ranked sixth in the league while Barber recorded a career-best and franchise-record 1,860 rushing yards. The offensive line allowed 28 sacks, tied for the seventh fewest allowed in the NFL.

In 2004, the Giants averaged 119.0 rushing yards per game and 4.5 yards per carry, far superior to the 97.4 and 4.0 averages the Giants posted in 2003, the year before Flaherty arrived.

Prior to joining the Giants, Flaherty was the Chicago Bears tight ends coach for three seasons (2001-03). In 2003, TE Desmond Clark registered 44 receptions which ranked ninth in the NFL among all tight ends.

In 2000, Flaherty began his NFL coaching career as he spent one season as the tight ends coach for the Washington Redskins. Under Flaherty's tutelage, TE Stephen Alexander registered a career-high 47 receptions for 510 yards and two touchdowns and was selected to the Pro Bowl.

Prior to joining the NFL, Flaherty spent 19 years coaching in the collegiate ranks. He began his collegiate coaching career as the offensive line coach at East Stroudsburg University, his alma mater, from 1980-81.

He and his wife, Lynne, have two children: Shawn and Colleen.

FLAHERTY'S COACHING CAREER		
Year	School/Team	Position
2017-	Jacksonville Jaguars	Offensive Line Coach
2016	San Francisco 49ers	Offensive Line Coach
2004-15	New York Giants	Offensive Line Coach
2001-03	Chicago Bears	Tight Ends Coach
2000	Washington Redskins	Tight Ends Coach
1999	Iowa	TEs/Special Teams Coach
1993-98	Wake Forest	OL/TEs/Special Teams
1992	East Carolina	Defensive Ends Coach
1984-91	Rutgers	Offensive Line Assistant
1982-83	Penn State	Offensive Line Assistant
1980-81	East Stroudsburg Univ.	Offensive Line Coach

COACHING STAFF

MARION HOBBY

DEFENSIVE LINE COACH



Marion Hobby was hired as the defensive line coach for the Jacksonville Jaguars on Jan. 18, 2017. Marion has spent the last six seasons as co-defensive coordinator/defensive ends coach at Clemson University (2011-16) and was part of Dabo Swinney's coaching staff that captured the 2016 College Football Playoff Championship.

Hobby served alongside then-Offensive Coordinator and current Jaguars Head Coach Doug Marrone in New Orleans, where Hobby was a defensive assistant from 2006-07.

In 2016, Hobby tutored DE Christian Wilkins, who earned first-team All-American honors from Football Writers and Phil Steele; second-team All-American honors from Walter Camp, USA Today, Sporting News and SB Nation; and third-team All-American honors from the Associated Press. Wilkins finished his senior season with 48 tackles (24 solo), including 13.0 tackles for loss and 3.5 sacks. He also tallied 10 pass break-ups, five QB hits and two fumble recoveries, and was a finalist for the Nagurski Award, which is presented to the top defensive player in college football.

Clemson has finished in the top 25 all of his six years as an assistant coach, including a No. 2 final ranking in 2015 after helping the Tigers to the National Championship Game. That year, Hobby coached First-Team All-American Shaq Lawson, a finalist for several national awards. Lawson was responsible for 25.5 tackles for loss, while adding 12.5 sacks. He also coached Honorable Mention All-ACC performer Kevin Dodd, who had 23.5 tackles for loss and 12 sacks. The duo finished 1-2 nationally in total tackles for loss.

His defensive ends helped the 2014 defense lead the nation in total defense (260.8) and tackles for loss (131), while being in the top five in many other statistical categories. He coached Vic Beasley, who was a first-team All-American and the ACC Defensive Player-of-the-Year. Beasley set the school record with 33 career sacks. In 2013, Beasley, a first-team All-American and Hendricks Award finalist, had 23 tackles for loss and an ACC-high 13 sacks, helping the Tigers to lead the nation in tackles for loss (122). That year, Hobby was named a top-10 recruiter by Rivals.com.

In 2011, he coached second-team All-American and First-Team All-ACC defensive end Andre Branch, who led the ACC with 17 tackles for loss and 10.5 sacks. Branch was also a finalist for the Hendricks Award.

Prior to his second stint in Clemson, he served as the assistant head coach, defensive coordinator and defensive line coach at Duke from 2008-10. In 2008, Duke's defense held opponents to 23.4 points per game, best in 20 years, and held three opponents to less than 10, a program first since 1976.

Hobby's lone NFL experience came as an assistant coach with the Saints in 2006 and 2007. The 2006 Saints had a 10-6 record and won the NFC South. Under his guidance, DE Will Smith had 10.5 sacks and started in the Pro Bowl in 2006.

He initially served as the defensive line coach at Clemson in 2005, helping the Tigers to an 8-4 record and a top-25 AP finish. Clemson was 11th in the nation in scoring defense.

Prior to Clemson, he worked for David Cutcliffe at Mississippi for six seasons (1999-04), during which the Rebels had a 44-29 record and four bowl wins.

Hobby earned his first coaching opportunity in 1995 with the defensive tackles at Tennessee-Martin. He served two seasons at Louisiana-Lafayette as strength & conditioning coach (1996) and defensive tackles coach (1997) before spending one year at Tennessee as assistant strength & conditioning coach.


A first-team All-SEC pick in 1989, Hobby was named to Tennessee's 100-year anniversary team as a player. He was a third-round draft pick (No. 74 overall) of the Vikings and later played three years (1990-92) with the Patriots.

HOBBY'S COACHING CAREER

Year	School/Team	Position
2017-	Jacksonville Jaguars	Defensive Line Coach
2011-16	Clemson	Co-Defensive Coord./DEs
2008-10	Duke	Defensive Coord./Defensive Line
2006-07	New Orleans Saints	Defensive Ends Coach
2005	Clemson	Defensive Ends Coach
1999-2004	Mississippi	Defensive Line Coach
1998	Tennessee	Asst. Strength & Conditioning
1996-97	Louisiana-Lafayette	Strength & Conditioning/DT
1996	Tennessee-Martin	Strength & Conditioning

JESS LANGVARDT

STRENGTH AND CONDITIONING ASSOCIATE



Jess Langvardt is in his fifth season on the Jaguars coaching staff as a strength and conditioning associate working under Head of Strength and Conditioning Tom Myslinski. Prior to joining the Jaguars, Langvardt spent the 2012 season with Tulane as assistant strength and conditioning coach.

Langvardt previously served as head strength and conditioning coach at his alma mater, Sterling College, from January to July 2012, and he spent the 2011 season as an intern with the Indianapolis Colts.

Prior to working with the Colts, Langvardt earned his master's degree from the University of Memphis where he coached from January 2009 to July 2011. His main responsibilities were assisting with football under three different football strength coaches, including Myslinski, while also working directly with softball and men's and women's golf.

Langvardt was a four-year letterman in football and baseball at Sterling College and earned his bachelor's degree in exercise science, while also getting his teacher's certification. He played three years for the Wichita Wild Professional Indoor football team. He served as an assistant coach for four seasons (2005-08) at his alma mater following graduation.

Langvardt and his wife, Jessie, reside in Jacksonville with their son, Ryker.

LANGVARDT'S COACHING CAREER

Year	School/Team	Position
2013-	Jacksonville Jaguars	Strength & Conditioning Assc.
2012	Tulane	Asst. Strength & Conditioning Coach
2012	Sterling College	Strength & Conditioning Coach

MIKE MALLORY

ASSISTANT SPECIAL TEAMS COORDINATOR



Mike Mallory enters his fifth season as part of the Jaguars special teams coaching unit in 2017. He has 31 years of coaching experience, including 22 years at the collegiate level.

The 2015 Jaguars special teams unit was ranked third in the NFL in the Dallas Morning News' annual special teams rankings. Dallas Morning News columnist Rick Gosselin uses a points system based on 22 categories to rank each of the 32 NFL teams' special teams units at the end of each season. Jacksonville finished with 295 points and was ranked third in 2015, trailing only Baltimore (231) and N.Y. Giants (271.5). The Jaguars jumped from 27th place in 2014 to third place in 2015 in Gosselin's rankings, the highest increase by any team this past season.

COACHING STAFF

Mallory's special teams unit led the NFL in 2015 in yards per punt return (11.7), ranked second in opponent net punting average (36.4), ranked sixth in opponent gross punting average (43.9) and finished 10th in gross punting average (46.3). The club was also fifth in the AFC and 12th in the NFL with an 86.7 percent (26 of 30) made field goal percentage.

Mallory's unit also had an impressive season returning punts. Rookie WR Rashad Greene Sr., who was named AFC Special Teams Player of the Week after returning a punt 73 yards for a touchdown in the Jaguars' 51-16 victory in Week 14 vs. Indianapolis, returned 18 punts for 301 yards (16.7 punt return average) in 2015. Greene's 73-yard punt return was the fourth-longest in Jaguars history and the first-ever punt return for touchdown by a Jaguars rookie. Greene's 16.7 punt return average ranked first among NFL players with at least 15 punt returns in 2015.

In 2015, Mallory also tutored first-year K Jason Myers, who converted 86.7 pct. of his field goal attempts, the best career mark by a Jaguars kicker (min. 30 attempts). Myers capped the season making each of his final 13 field goals, as well as 19 of his last 20 (95 pct.) overall dating back to Week 5. In Week 2 vs. Miami, Myers connected on a career-long 58-yard field goal, the second-longest in franchise history. Myers' 58-yarder tied with Kyle Bridgza for the third-longest made field goal by an NFL kicker in 2015. In addition, Myers made two game-winning field goals: in Week 10 at Baltimore, he nailed a 53-yarder with no time on the clock to give the Jaguars a 22-20 road victory; and in Week 2 vs. Miami, he kicked a 28-yarder that gave Jacksonville a 23-20 advantage with 40 seconds remaining in the game.

In 2014, the Jaguars ranked 10th in opponents average starting field position after a kickoff (21.2 avg.) and 13th in average starting position after kickoff (21.9 avg.). P Bryan Anger ranked among NFL leaders in gross punting average (2nd, 47.4), punts of 50-plus yards (1st, 39) and punts of 60-plus yards (1st, 12). K Josh Scobee led the team with 83 points, his seventh consecutive season with 80-plus points, and was successful on 10 field goals of 40-plus yards and two onside kicks.

The Jaguars' special teams unit in 2013 ranked among the best in the NFL. The Jaguars improved from 20th in the NFL to 2nd in opponents average starting field position (19.6), 27th to 3rd in kickoff return average (25.9) and 27th to 9th in average starting field position after kickoff (22.5). The Jaguars led the NFL in highest percentage (85.4) of kickoff returns of 20-plus yards and allowed the fewest opponent kickoff returns of 20-plus yards (12). Scobee produced one of the best statistical seasons of his 10-year NFL career, leading the team with 91 points and connecting on 23 of 25 field goals (92.0). The 92 percent tied for the second-best of his career. Anger led the NFL with 95 punts for 4,338 yards, surpassing the previous franchise records he set as a rookie. RB Jordan Todman finished with a 27.4-yard kickoff return average, the second-highest in franchise history for a season. The Jaguars blocked two kicks and forced one fumble on special teams.

Mallory previously spent five seasons (2008-12) with the New Orleans Saints, four as assistant special teams coach and one season as assistant secondary coach. From 2008-10 and in 2012, Mallory worked solely with the Saints special teams. He assisted in the development of K Garrett Hartley and P Thomas Morstead. Hartley has converted 84.5 percent of his field goals since entering the NFL in 2008. Morstead, a 2009 fifth-round draft pick, has a 47.1-yard career average on 64 punts with a 40.3 net. He ranked second in the NFL in 2012 with a career-best 50.1-yard average and 43.2-yard net average. Thomas Morstead and S Chris Reis, played an important role in its Super Bowl XLIV victory with the successful execution of "Ambush" at the beginning of the second half with the surprise onside kick.

As assistant secondary coach in 2011, Mallory helped tutor a unit where safeties Roman Harper (116) and Malcolm Jenkins (97) ranked among the team's top two leaders in tackles, while Harper's 7.5 sacks were a team-high and the second-highest total by an NFL defensive back since sacks were recognized as an official statistic in 1982. CB Jabari Greer posted a career-high 83 tackles and 23 passes defensed, while Patrick Robinson led the club with four interceptions in his second season.

Mallory spent the 2007 season at Louisville where he served as secondary coach. He served as linebackers coach at Kansas in 2006 after five seasons (2001-05) as an assistant at Illinois including his final two seasons as defensive coordinator/linebackers coach. He was promoted to linebackers in 2003 after spending his previous two years working with the safeties.

Mallory began his coaching career at Indiana from 1986-87 and also had stints at Kent State (1988-90), Eastern Illinois (1991-92), Rhode Island (1993-95), Northern Illinois (1996-99) and Maryland (2000). He had a standout career as a linebacker at Michigan, twice earning All-Big Ten honors and was a two-year captain. He was a finalist for the 1985 Butkus Award, given to the nation's premier linebacker. During his collegiate career, he played in four bowl games and graduated with a bachelor's degree in sports administration.

A native of Bowling Green, Ohio, Mallory is from a distinguished football family. He is the son of Bill Mallory, who has served as a head coach at Indiana, Colorado, Northern Illinois and Miami University (Ohio). His brother, Doug, is currently the defensive assistant/secondary coach for the Atlanta Falcons. His youngest brother, Curt, is currently the secondary/pass game coordinator for the University of Wyoming.

Mallory and his wife, Kim, have a daughter, Kathryn, and a son, William.

MALLORY'S COACHING CAREER		
Year	School/Team	Position
2017	Jacksonville Jaguars	Asst. Special Teams Coord.
2013-16	Jacksonville Jaguars	Special Teams Coordinator
2008-12	New Orleans Saints	Asst. Special Teams Coach
2007	Louisville	Secondary Coach
2006	Kansas	Linebackers Coach
2004-05	Illinois	Defensive Coordinator/LBs
2003	Illinois	Linebackers Coach
2001-02	Illinois	Secondary Coach
2000	Maryland	Linebackers Coach
1996-99	Northern Illinois	Defensive Coordinator/DBs
1993-95	Rhode Island	Defensive Coordinator/LBs
1991-92	Eastern Illinois	Linebackers Coach
1988-90	Kent State	Def. Line/LBs Coach
1986-87	Indiana	Graduate Assistant



Keenan McCardell was hired as the wide receivers coach on January 20, 2017. McCardell last coached wide receivers at the University of Maryland from 2014-15. A two-time Pro Bowl selection and two-time Super Bowl champion, McCardell spent six seasons (1996-2001) with the Jaguars totaling 499 receptions for 6,393 yards and 30 TDs, which ranks second in all three categories in team history.

While at Maryland, McCardell oversaw the development of Minnesota Vikings WR Stefon Diggs who led Maryland with 62 receptions and ranked fourth in the Big Ten averaging 79.2 yards per game and recorded four 100-yard receiving performances to earn second-team all-conference honors from the league's coaches and honorable mention all-conference honors from the media.

Prior to Maryland, McCardell spent two seasons (2010-11) with the Washington Redskins. In 2011, the Redskins receivers totaled 346 receptions, the second-highest total in franchise history at the time, and eclipsed the 4,000-yard plateau for the sixth time in franchise history (4,058). In 2010, McCardell presided over a receiving corps that helped the Redskins set a then-franchise record for completions in a season (349). McCardell's unit provided one of the league's most consistent big play threats, as the team led the league with nine completions of at least 50 yards.

As a player, McCardell played in 209 career games, with 168 starts, and amassed 883 receptions for 11,373 yards and 63 touchdowns. His 883 receptions ranks 13th all-time in NFL history, while his 11,373 yards is 23rd most all time. McCardell played for five NFL franchises in his 17-year career mostly notably with the Jacksonville Jaguars from 1996-2001.

McCardell ranks second all-time in receptions (499) and receiving yards (6,393) in Jaguars history including a career-best 94 receptions for 1,207 yards during the 2000 season. McCardell earned his first Pro Bowl selection in 1996 after totaling a team-best 85 receptions for 1,129 yards and three touchdowns.

McCardell entered the league in 1991 after being drafted by the Redskins in the 12th round of the NFL Draft out of UNLV. He spent his rookie season on Injured Reserve for a club that would win Super Bowl XXVI.

Upon finishing his playing career, McCardell began coaching by completing a Bill Walsh Minority Fellowship with the New York Giants during the team's 2009 training camp. He also coached the West's wide receivers in the 2010 East-West Shrine Game.

McCardell worked in broadcasting as a studio analyst for Comcast SportsNet for the Redskins' kickoff show in 2008 and served as a college football analyst for the Mountain West Network in 2009.

McCardell, and his wife, Nicole, have four children: daughters Keandra, Nia and Na-keeya', and son Keenan II.

MCCARDELL'S COACHING CAREER		
Year	School/Team	Position
2017-	Jacksonville Jaguars	Wide Receivers Coach
2014-16	University of Maryland	Wide Receivers Coach
2010-11	Washington Redskins	Wide Receivers Coach

COACHING STAFF

RON MIDDLETON

TIGHT ENDS/ASSISTANT
SPECIAL TEAMS COACH



A 10-year NFL veteran as a player, Ron Middleton is in his fifth season with the Jaguars after being named tight ends/assistant special teams coach on February 7, 2013. Middleton spent the previous five years (2008-12) at Duke, serving as associate head coach and special teams coordinator, while also coaching the tight ends.

In 2015, Middleton tutored a veteran group that included the addition of Pro Bowl TE Julius Thomas. Thomas finished third on the team in receptions (46), receiving yards (455) and receiving touchdowns (five) in his first season with the Jaguars, despite missing the first four games due to a thumb injury. Thomas, who caught a TD in four of his last seven contests in 2015, has tied for the league's fifth-most receiving TDs (29) since 2013, leading all NFL TEs in that span.

Middleton was responsible for a tight ends unit in 2014 that was plagued by injuries early in the season to veterans Mercedes Lewis and Clay Harbor. Lewis missed eight games with an ankle injury and Harbor was inactive the first three weeks with a calf injury. Undrafted rookie Nic Jacobs stepped into the lineup and played in 13 games with four starts. Harbor finished with a career-best 26 receptions for 289 yards while Lewis added two scores.

In Middleton's first season with the Jaguars, three different players made starts at tight end with Lewis (11), Harbor (2) and Allen Reisner (2). Lewis led the club with four receiving touchdowns including a score in three straight games for the first time in his career.

Under Middleton's guidance at Duke, kicker Ross Martin and punter Will Monday received first-team Freshman All-America honors in 2012. Martin set a school single-season record with 106 points while Monday led the ACC with a 44.6-yard average. The tight end duo of Issac Blakeney and David Reeves, both playing for the first time in their careers, combined for 50 receptions for 412 yards and four touchdowns.

Duke tight end Cooper Helfet twice earned honorable mention All-ACC honors in 2010 and 2011. In two seasons at Duke, Helfet caught 77 passes for 775 yards and six touchdowns. Kicker Will Snyderwine was a first team All-American selection in 2010 after connecting on a single-season record 21 field goals.

In the three-year span from 2010-12, the Blue Devils recovered an ACC-best eight inside kicks while ranking among the top four in kickoff coverage all three seasons. In addition, Duke was second in the ACC in punt return average in 2012 and scored two touchdowns.

Prior to joining the Blue Devils, Middleton spent one season (2007) on the staff at Alabama where he coached the tight ends and the special teams units. Under Middleton's direction, Alabama kicker Leigh Tiffin totaled 111 points with a school single-season record 25 field goals. In addition, Javier Arenas ranked among the SEC's top 10 leaders in both kickoff and punt return average while tight end Nick Walker caught 23 passes for 204 yards and two touchdowns.

The Atmore, Ala. native served three seasons (2004-06) as an assistant coach with the Tampa Bay Buccaneers under head coach Jon Gruden. Middleton coached the tight ends and assisted with special teams and helped Tampa Bay to the 2005 NFC South Division championship. He was a member of the Buccaneers' training camp coaching staff in 2003 as a part of the NFL's Minority Coaching Fellowship Program, and was selected by Gruden in 2006 to attend the NFL's Coaches Career Development Symposium.

Middleton spent five seasons (1999-2003) on the coaching staff at Mississippi where he worked with the tight ends for three seasons and running backs for two campaigns along with serving as the special teams coordinator. The Rebels played in four bowl games during Middleton's tenure. Kicker Jonathan Nichols, who set 15 school records, earned All-SEC honors and captured the Lou Groza Award as the nation's top placekicker in 2003. In 2003, Nichols connected on 24 of 28 field goals and hit all 45 of his PATs en route a school single-season record 117 points. In Middleton's final season, punter Cody Ridgeway garnered second-team All-SEC accolades while the Rebels led the SEC in net punting, kickoff returns and field goals.

Middleton began his coaching career at Troy from 1997-98 where he worked with the tight ends, offensive tackles and assisted with special teams. He also spent time in private business, serving as vice president of American Communications.

A four-year letterwinner at tight end for Auburn from 1982-85, Middleton helped the Tigers to a four-year ledger of 37-12 with four bowl games that produced three

victories. In 1983, Auburn posted an 11-1 record, won the SEC title and defeated Michigan, 9-7, in the Sugar Bowl. Middleton earned a degree in pre-law/history from Auburn in 1988 and later received a master's degree in sports and fitness management from Troy in 1998.

Middleton's NFL playing career spanned 10 seasons with five different teams. After signing with Atlanta as a rookie free agent, he spent two seasons (1986-87) with the Falcons before joining the Washington Redskins for the 1988 campaign. Following one season (1989) with the Cleveland Browns, Middleton returned to the Redskins for four seasons that included a win over Buffalo in Super Bowl XXVI. He finished his career with the Los Angeles Rams (1994) and the San Diego Chargers (1995).

MIDDLETON'S COACHING CAREER		
Year	School/Team	Position
2013-	Jacksonville Jaguars	Tight Ends/Asst. Spec. Teams
2008-12	Duke	Assc. HC/Spec. Teams Coord./TEs
2007	Alabama	TEs/Special Teams Coach
2004-06	Tampa Bay Buccaneers	TEs/Asst. Spec. Teams
2002-03	Mississippi	RBs/Spec. Teams Coord.
1999-2001	Mississippi	Tight Ends Coach
1997-1998	Troy	TEs/OT/Asst Spec. Teams

SCOTT MILANOVICH

QUARTERBACKS COACH



The Jacksonville Jaguars announced the hiring of Quarterbacks Coach Scott Milanovich on Jan. 27, 2017.

"Scott Milanovich brings a variety of experience to our coaching staff, and we are eager for him to get started," said Executive Vice President of Football Operations Tom Coughlin. "Working closely with Offensive Coordinator Nathaniel Hackett, we expect the quarterback position to deliver positive results under Scott's direction and guidance."

"We are pleased to welcome Scott and his family to the Jaguars organization," said Head Coach Doug Marrone. "He will be a great asset to our coaching staff, as his professional playing and coaching experience will be vital in the improvement of our quarterbacks."

Milanovich, 44, spent the last five seasons (2012-16) as the head coach for the Canadian Football League's (CFL) Toronto Argonauts and totaled a 43-47 overall record (.478), including Coach of the Year honors and a Grey Cup victory in 2012. Milanovich was named the 42nd head coach of the Argonauts on Dec. 1, 2011 and led his team to a league championship in his first season at the helm.

"I would like to thank the Argonauts' Ownership, President & CEO Michael Copeland, the staff, all the players and coaches, and most importantly, the wonderful city of Toronto and the loyal fans for the opportunity to serve as your head coach for the past five seasons," Milanovich said. "This has been an amazing experience for my family and me, and we're so appreciative of all the wonderful friends we've made and memories we've created in Toronto."

From 2007-11, Milanovich served in multiple capacities for the CFL's Montreal Alouettes. After being promoted to assistant head coach/offensive coordinator/quarterbacks coach in 2009, Milanovich spent three seasons (2009-11) in that capacity. In 2008, he was promoted to offensive coordinator/quarterbacks coach after spending the 2007 season overseeing the development of the Alouettes' quarterbacks. From 2004-06, Milanovich coached in NFL Europe with the Rhein Fire as the quarterbacks coach (2004) and offensive coordinator/quarterbacks coach (2005), and then with the Cologne Centurions as the offensive coordinator/quarterbacks coach in 2006. Milanovich began his coaching career in 2003 when he served as the quarterbacks coach for the Rhein Fire of NFL Europe. Later that year, he coached the quarterbacks for the CFL's Calgary Stampeders.

After going undrafted in the 1996 NFL Draft, Milanovich signed as a rookie free agent with the Tampa Bay Buccaneers and spent four seasons (1996-99) with the organization. In 2000, after a brief stint with the Cleveland Browns, Milanovich signed with the Berlin Thunder of NFL Europe, before returning to the U.S. to play for the XFL's Los Angeles Xtreme in 2001. In 2002, Milanovich played for the Arena Football League's Tampa Bay Storm before finishing his playing career with the CFL's Calgary Stampeders in 2003.

COACHING STAFF

As a QB for the University of Maryland from 1992-1995, Milanovich broke several school records, including passing yards (7,301), pass attempts (982), passing TDs (49) and pass completions (650). Born in Butler, Penn., Scott is married to Jaime, and the couple has two children, Macall and Maggie.

MILANOVICH'S COACHING CAREER

Year	School/Team	Position
2017-	Jacksonville Jaguars	Quarterbacks Coach
2012-16	Toronto Argonauts	Head Coach
2009-11	Montreal Alouettes	Asst. HC/OC/QBs
2008	Montreal Alouettes	Offensive Coordinator/QBs
2007	Montreal Alouettes	Quarterbacks Coach
2006	Cologne Centurions	Offensive Coordinator/QBs
2005	Rhein Fire	Offensive Coordinator/QBs
2004	Rhein Fire	Quarterbacks Coach
2003	Calgary Stampeders	Quarterbacks Coach

ERIC PRICE

OFFENSE-RESEARCH



Eric Price was hired to oversee offense-research on January 30, 2017. Prior to joining the Jaguars, Price spent four seasons as the offensive coordinator at Tulane.

While at Tulane in 2015, Price orchestrated an offense that saw three quarterbacks take snaps, with the offense totaling 2,415 yards passing and 18 touchdowns with a running back by committee trio that had each running back rush for over 250 yards and account for nine touchdowns. In 2014, the Green Wave offense produced two 200-yard rushing performances, while three players combined to surpass the 100-yard rushing plateau on four occasions, including a 215-yard rushing effort by redshirt-freshman RB Sherman Badie in his collegiate debut. In Price's offense, redshirt-freshman QB Tanner Lee set six school records for rookie quarterbacks. Price tutored the R+L Carriers New Orleans Bowl MVP Orleans Darkwa, who rushed for three touchdowns and 83 yards on 16 carries during Tulane's first bowl appearance since the 2002 season.

Prior to joining the Green Wave, Price spent two years as the offensive coordinator at Memphis, where he also coached the running backs and receivers. In 2010, Price guided WR Marcus Rucker to a career-best season where he posted 41 receptions for 704 yards and eight touchdowns.

In 2008, Price was the wide receivers coach for the Kansas City Chiefs where he oversaw the development of WR Dwayne Bowe who posted 86 catches for 1,022 yards.

Prior to joining the Chiefs, Price spent four seasons as the offensive coordinator at the University of Texas El-Paso. The Miners thrived under Price in 2006 when the team's offense ranked fifth nationally in passing offense (312.8 ypg), 18th in passing efficiency (149.25), 38th in scoring offense (27.3 ppg) and 39th in total offense (370.4 ypg). QB Jordan Palmer threw for a school-record 3,595 yards, helping UTEP establish a school record with 3,754 yards through the air. Palmer finished his UTEP career as the school's passing and total offense record-holder. Price served as the wide receivers coach for his first three seasons (2004-06) with UTEP before transitioning to the quarterbacks coach in 2007. Over Price's first three seasons at UTEP, the Miners scored 30-plus points in 22 games.

Price spent the 2003 season as offensive coordinator at Alabama after spending two seasons from 2001-02 as an offensive assistant for the New York Jets. He played a major role in the progression of QB Chad Pennington, who led the NFL in passing efficiency during the 2002 season.

Price spent 11 years from 1990-2000 in the collegiate ranks, serving many roles on the offensive side of the ball. His stops include Washington State (1998-2000), Northern Arizona (1996-97), Cal Poly-SLO (1994-95), Miami (Fla.) (1992-93), Hawaii (1991) and Weber State (1990).

A native of Ogden, Utah, Price prepped at Ogden High School where he was a standout receiver. He earned USA Today honorable mention All-America honors after reeling in 77 passes for more than 1,000 yards his senior year. He led the state in receiving en route to being tabbed an all-state, all-league and all-area selection.

Price and his wife, Jody, have a daughter, Emma, and a son, Andrew.

PRICE'S COACHING CAREER

Year	School/Team	Position
2017-	Jacksonville Jaguars	Offense-Research
2012-15	Tulane	Offensive Coordinator
2010-11	Memphis	Offensive Coordinator
2008	Kansas City Chiefs	Wide Receivers Coach
2004-07	UTEP	Offensive Coordinator
2003	Alabama	Offensive Coordinator
2001-02	New York Jets	Offensive Assistant
1998-00	Washington State	Quarterbacks Coach
1996-97	Northern Arizona	Wide Receivers Coach
1994-95	Cal Poly San Louis Obispo	Wide Receivers Coach
1992-93	Miami (Fla.)	Graduate Assistant
1991	Hawaii	Graduate Assistant
1990	Weber State	Student Assistant

JASON REBROVICH

ASSISTANT DEFENSIVE LINE COACH



Jason Rebrovich was hired as the assistant defensive line coach on January 18, 2017.

Rebrovich spent the previous four seasons with the Buffalo Bills, serving in various roles on the defensive side. This past season, the Bills defense finished fourth in the league in sacks per pass play with Rebrovich serving as the Bills defensive line coach. In 2015, Rebrovich oversaw the outside linebackers and helped mentor a defense that was third-best in the league in opposing quarterback completion percentage at 57.6 percent.

Prior to being tasked with overseeing the Bills outside linebackers, Rebrovich was the team's assistant defensive line coach in 2014 and Rebrovich's work with the Bills helped the team finish fourth in the NFL in total defense. The Bills defensive line played a large role in that success, leading the NFL with 54.0 sacks.

During his first season with the Bills in 2013 as a defensive quality control coach, Rebrovich helped coach a defense that established a franchise record 57.0 sacks.

Prior to coming to Buffalo, Rebrovich spent the 2011 and 2012 seasons at Syracuse as a defensive assistant under Head Coach **Doug Marrone**. From 2008-10, Rebrovich was the defensive coordinator at SUNY Cortland. Rebrovich worked with the defensive line and served as the head strength and condition coach at Ferris State University from 2005-07 and Concord University in 2004. Rebrovich began his coaching career at his alma mater of Cortland as the team's defensive line and strength coach for three seasons (2001-03).

A native of Clarence, N.Y., Rebrovich earned a bachelor's degree in sports management in 2000 from SUNY Cortland and he and his wife, Trisha, have two daughters, Reese and Madison.

REBROVICH'S COACHING CAREER

Year	School/Team	Position
2017-	Jacksonville Jaguars	Assistant Defensive Line Coach
2016	Buffalo Bills	Defensive Line Coach
2015	Buffalo Bills	Outside Linebackers Coach
2014	Buffalo Bills	Assistant Defensive Line Coach
2013	Buffalo Bills	Defensive Quality Control
2011-12	Syracuse	Defensive Quality Control
2008-10	Cortland	Defensive Coordinator
2005-07	Ferris State	Defensive Line Coach
2004	Concord	Defensive Line Coach
2001-03	Cortland	Defensive Line Coach

COACHING STAFF

MIKE RUTENBERG

DEFENSIVE ASSISTANT



In his fifth season with the club, Mike Rutenberg was named defensive assistant for the Jaguars on January 22, 2016 after serving as the team's assistant defensive backs coach since February 7, 2013.

In his current role, Rutenberg assists Defensive Coordinator Todd Wash and works with the team's linebackers on a day-to-day basis.

Prior to joining the Jaguars in 2013, Rutenberg served as defensive backs coach at New Mexico State and added the responsibility of pass game coordinator. In 2011, he guided the group to nine interceptions and 32 passes defended. Prior to joining the New Mexico State staff, Rutenberg spent three years (2006-08) at UCLA where he was the Bruins' defensive intern and graduate assistant.

Rutenberg served as the assistant to Washington Redskins Head Coach Joe Gibbs from 2004-05. He served as a player personnel intern and assistant in 2003 for the Redskins.

Rutenberg, born Oct. 29, 1981, received his bachelor's degree from Cornell in 2003. He and his wife, Stacey, reside in Jacksonville.

RUTENBERG'S COACHING CAREER

Year	School/Team	Position
2013-	Jacksonville Jaguars	Defensive Assistant
2009-12	New Mexico State	Defensive Backs Coach
2006-08	UCLA	Defensive Graduate Asst.
2004-05	Washington Redskins	Assistant to Head Coach
2003	Washington Redskins	Player Personnel Intern

CEDRIC SCOTT

ASSISTANT STRENGTH AND
CONDITIONING COACH



Cedric Scott is in his sixth season on the Jaguars coaching staff as assistant strength and conditioning coach working under Head of Strength and Conditioning Tom Myslinski.

Scott worked briefly in 2012 at the University of North Carolina in the strength and conditioning department before joining the Jaguars. He previously served three years (2009-11) at the University of Southern Mississippi on the strength and conditioning staff, also spending his last two years as head strength and conditioning coach for men's basketball. He was a graduate assistant in 2008. Scott was a standout defensive end for Southern Mississippi, where he received his bachelor's degree in exercise physiology and his master's degree in sports administration. He earned All-America honors as a senior defensive end and was named the Conference USA Defensive Player of the Year in 2000.

Scott was the fourth-round draft pick for the New York Giants in 2001 and played several years in the NFL. He also spent time with the Scottish Claymores of the World League in 2004; and was part of the Canadian Football League's 2005 Grey Cup Championship team with the Edmonton Eskimos. That same year, the defensive line broke the team record for the most sacks.

In 2015, Scott was inducted into the University of Southern Miss Sports Hall of Fame after a stellar four-year career that resulted in three Conference USA Championships (1996, 1997 and 1999) and career totals of 199 tackles, including 47.0 tackles for loss, and 28.0 sacks.


A native of Gulfport, Miss., Scott is married to the former Dorian Wallace. The couple has two sons, Cedric "CJ" Scott, Jr. and Cameron Anthony.

SCOTT'S COACHING CAREER

Year	School/Team	Position
2012-	Jacksonville Jaguars	Asst. Strength & Conditioning Coach
2009-11	Southern Mississippi	Strength & Conditioning Coach

TONY SPARANO JR.

ASSISTANT OFFENSIVE LINE COACH



Tony Sparano Jr. was hired as the assistant offensive line coach on January 19, 2017. He previously spent two seasons as the tight ends coach for the Buffalo Bills.

In 2016, Sparano oversaw the Bills leading receiver, TE Charles Clay, as he produced 57 receptions for 552 yards and four touchdowns, which ranks as the third best season by a Bills tight end in team history. Sparano helped Clay transition seamlessly in 2015 as Clay joined the Bills from the Miami Dolphins as he went on to catch 51 receptions for 528 yards and three TDs in his Bills debut season. In addition to Clay providing the Bills aerial attack with a consistent target, Sparano's tight end group helped pave the way to the Bills having both the top rushing attack in the NFL in yards (2,432) and yards per carry (4.78) in 2015.

Prior to joining the Bills, Sparano spent three seasons with the New York Jets. In 2014, he served as an offensive assistant and from 2012-13 he served as an intern, working with the offense specifically in 2013.

Sparano spent the 2011 season with the Miami Dolphins as the offensive quality control coach. Before entering the NFL ranks, Sparano spent one year in the UFL with the Hartford Colonials as their assistant defensive line coach.

Sparano attended the University of Albany where he was a three-year letterman at defensive end. He is married to his wife, Rebecca, and has three kids, Tony Jr., Gabriella and Mia.

SPARANO JR.'S COACHING CAREER

Year	School/Team	Position
2017-	Jacksonville Jaguars	Asst. Offensive Line Coach
2015-16	Buffalo Bills	Tight Ends Coach
2014	New York Jets	Offensive Assistant
2012-13	New York Jets	Intern
2011	Miami Dolphins	Offensive Quality Control Coach
2010	Hartford Colonials	Asst. Defensive Line Coach

TYRONE WHEATLEY

RUNNING BACKS COACH



Tyrone Wheatley was hired as the running backs coach for the Jaguars on Jan. 16, 2017. He joins the team after two years in the same role at the University of Michigan.

Wheatley served under Head Coach Doug Marrone at Syracuse University (2010-12) and with the Buffalo Bills (2013-14).

In 2016, Wheatley led a running back group that featured four rushers with 400-plus yards and accounted for a combined 25 TDs: De'Veon Smith (846 yds., 10 TDs), Chris Evans (614, four), Karan Higdon (425, six) and Ty Isaac (417, five). Wheatley's group finished second in the Big Ten with 212.9 rushing yards per game, while Smith earned Big Ten co-Offensive Player of the Week after he tallied a season-high 23 rushes for a career-high 158 yards in Michigan's win against Indiana on Nov. 19.

COACHING STAFF

MANAGEMENT • PLAYERS • 2016 IN REVIEW • HISTORY • RECORDS • FRANCHISE FACTS

The 2015 Wolverine backs surpassed 2,000 rushing yards on the season, gaining 2,057 yards on 203 carries (4.2 avg.) with 27 touchdowns. The offense produced 200-yard rushing efforts in five games during the year, led by 254-yard outputs against UNLV and BYU and nine different Wolverines scored rushing touchdowns, led by Smith (six) and FB Sione Houma (five). Tailback Drake Johnson contributed four rushing scores and three others reached the end zone twice on the ground. Houma carried the ball 43 times for 184 yards (4.3 avg.) and scored five touchdowns in 2015 after having never carried the ball prior to the year.

Wheatley finished his illustrious Michigan football playing career as the program's second-leading rusher (now fifth). He was the Big Ten's Offensive Player of the Year in 1992, and also earned All-America honors in the 110-meter hurdles as a track athlete in 1995. He enjoyed a 10-year career in the NFL before starting his coaching career.

Wheatley guided the running backs for the Buffalo Bills from 2013-14 under Marrone. During his time with the Bills, he mentored pros like Fred Jackson and C.J. Spiller. The Bills averaged 3.7 yards per rush in 2014, and 4.2 yards per rush in 2013.

Prior to coaching in the NFL, Wheatley spent five seasons in the collegiate ranks. From 2010-2012, he coached running backs at Syracuse University. While with the Orange, he coached Delone Carter to a 1,000-yard season in 2010 and a second-team All-Big East selection. He also helped Syracuse win two Pinstripe Bowls during his tenure (2010, 2012).

Wheatley spent one year each at Eastern Michigan University (2009) and Ohio Northern University (2008) as the running backs coach. At EMU he also served as the program's recruiting coordinator.

Wheatley got his start in coaching at his high school alma mater, Dearborn Heights Robichaud in 2007. He took a team that had gone 0-9 before his arrival and led them to a 9-2 record and appearance in the state playoffs. He also coached track and field.

Shortly after retiring from the NFL, Wheatley held two appointments as a Minority Coaching Fellow in the league, first with the Tampa Bay Buccaneers (2006) and then with the Pittsburgh Steelers (2008). While completing his degree at U-M in kinesiology, Wheatley served as a volunteer assistant with the Michigan track and field program (2005-06).

Wheatley played 10 NFL seasons after being selected 17th overall by the New York Giants in the 1995 draft. He played in New York through the 1998 season, and then joined the Oakland Raiders. Wheatley played with the Raiders from 1999-2004, and appeared in the 2003 Super Bowl. During his playing career he amassed 6,562 all-purpose yards as a running back and kick returner, and he scored 47 touchdowns.

Wheatley had a distinguished career in the Michigan backfield from 1991-94, including three straight All-Big Ten selections (1992-94). As a sophomore in 1992 he won the Big Ten's Offensive Player of the Year award and capped that season with a 235-yard game in the Rose Bowl, earning him the game's MVP award. He rushed for 1,357 yards and 13 touchdowns while adding three receiving TDs and one on a kickoff.

He would break the 1,000 barrier in both his junior and senior seasons as well, totaling 1,129 and 1,144, respectively. Wheatley finished his Michigan career with 4,187 rushing yards, 510 receiving yards and 53 total touchdowns.




WHEATLEY'S COACHING CAREER

Year	School/Team	Position
2017-	Jacksonville Jaguars	Running Backs Coach
2015-16	University of Michigan	Running Backs Coach
2013-14	Buffalo Bills	Running Backs Coach
2010-12	Syracuse University	Running Backs Coach
2009	Eastern Michigan University	Running Backs Coach
2008	Ohio Northern University	Running Backs Coach

TYLER WOLF

DIRECTOR OF TEAM ADMINISTRATION



Tyler Wolf is in his fifth season with the Jaguars, his first year as director of team administration, after being named assistant to the head coach on February 13, 2013.

Wolf works directly with the head coach in organizing the day-to-day operations of the team. His responsibilities include overseeing player and staff communications with the head coach and managing the football calendar, which include the offseason program, mini-camp, training camp and in-season schedules.

Additionally, Wolf serves as the coaching staff's liaison on all matters relating to the athletic training, equipment, video and public relations departments, serving as the point of communication in administering every Jaguars practice and team function.

Wolf spent two seasons (2011-12) on the Tennessee Tech coaching staff, where he served as an administrative assistant for Head Coach **Watson Brown** and the Golden Eagles in 2011. In that role, he served as the point contact for team logistics, meals and youth camps. In 2012, Wolf was promoted to special teams coordinator.

A native of Cookeville, Tenn., Wolf had a five-year career at the University of Tennessee where he began his career as a walk-on in 2006. He played three seasons under **Phil Fulmer**, one year under **Lane Kiffin** and his final season under **Derek Dooley**. Wolf earned a scholarship in 2010 and started on all four special teams units. He was on the roster for bowl games in four of his five seasons – the 2006 and 2007 Outback Bowls, the 2009 Chick Fil-A-Bowl, and the 2010 Music City Bowl. Wolf earned his bachelor's in 2010 and master's degree in sports management in 2011 from Tennessee and was a four-time Academic All-SEC selection.



WOLF'S COACHING CAREER

Year	School/Team	Position
2013-2011-12	Jacksonville Jaguars Tennessee Tech	Director of Team Administration Administrative Assistant

ELIZABETH MAYERS

ASSISTANT TO THE EVP OF FOOTBALL OPERATIONS AND TO THE HEAD COACH



PLAYER PERSONNEL

CHRIS POLIAN

DIRECTOR OF
PLAYER PERSONNEL



Chris Polian, a veteran of 22 years of NFL scouting experience, enters his third season as the Director of Player Personnel after having joined the Jaguars in 2013 as Director of Pro Personnel. Prior to arriving in Jacksonville, Polian spent the 2012 season with the Atlanta Falcons as executive scout and three seasons (2009-11) as vice president and general manager of the Indianapolis Colts. He first joined the Colts in 1998, where he served as director of pro scouting for three seasons (1998-2000). He held the title of assistant director of football operations from 2001-03, was promoted to assistant general manager/football operations in 2004 and spent five seasons (2005-09) as vice president of football operations.

From 1999-2009, the Colts earned a 128-48 regular season record, the best mark in the NFL by a margin of eight games, and earned playoff appearances in 10 of 11 seasons, including seven division titles and a Super Bowl championship in 2006. The club became the only team to win 12-plus games in seven consecutive seasons. Prior to joining the Colts, Polian worked with the Carolina Panthers for four years (1994-97). He was an assistant in the player personnel department for the Sacramento Gold Miners in 1993.

The New York City native earned a bachelor's degree in communications from John Carroll University in 1993. His father, Bill, a 2016 Pro Football Hall of Fame Inductee, is a former general manager of the Bills (1986-1993), the Panthers (1994-97) and the Colts (1997-2009) and is currently an NFL analyst for ESPN. His brother, Brian, is in his first year as the Special Teams Coordinator at Notre Dame after spending the previous four years as the head coach at Nevada. His brother, Dennis, is in his second year as Director of Player Personnel at Texas A&M University. He and his wife, Debbie, have three children, Jack (15), Caroline (13) and Kate (10).

ANDY DENGLER

ASSISTANT DIRECTOR OF
PLAYER PERSONNEL



Andy Dengler is in his 20th season with the Jaguars and his fifth as assistant director of player personnel after being promoted to the post on May 2, 2013. Dengler spent two seasons as director of college personnel prior to his elevation. He had been promoted to National Scout on Jan. 12, 2009 and has been a Jaguars college scout since 1998. Dengler is responsible for scouting the top collegiate players throughout the nation. He joined the Jaguars from the National Football Scouting combine, where he was an area scout in the northeast and mid-Atlantic regions the previous four years.

Previously Dengler served as an assistant head coach, offensive line coach and defensive backfield coach at St. Joseph's College (Ind.) from 1992-95. He was offensive coordinator, interim head coach and offensive line coach at Tiffin University 1990-92, as well as a graduate assistant at Bowling Green (1988-90) and an assistant high school coach in Circleville, Ohio.

Dengler graduated with a degree in history from Heidelberg College, and he received his master's in secondary education from Bowling Green. He was born Sept. 9, 1963 in Berea, Ohio.

JOHN IDZIK

SPECIAL ASSISTANT TO
THE GENERAL MANAGER



John Idzik is entering his third season with the Jaguars and 25th in the NFL after joining the organization in March of 2015. In his role, he works closely with general manager David Caldwell and his staff in pro and college player evaluations, pro advances, salary cap management, contract negotiations and football administration.

Prior to joining the Jaguars, Idzik was general manager of the New York Jets in 2013 and 2014 where he directed all aspects of football operations, including coaching, player personnel and football administration. Idzik came to the Jets after six seasons with Seattle Seahawks (2007-2012) as the vice president of football administration. With the Seahawks, he evaluated pro and college prospects while also overseeing player contract negotiations, the team's salary cap and most of the other aspects of day-to-day football operations. In addition, he acted as the club's primary liaison to the NFL Office representing the club at league meetings. He served in similar capacities as director of football administration for the Arizona Cardinals from 2004-06, as well as assistant general manager for the Tampa Bay Buccaneers. In his 11 seasons with the Buccaneers, Idzik began as a pro personnel assistant in 1993 and was elevated to director of football administration in 1996 before assuming assistant general manager duties from 2001-03. The Buccaneers won Super Bowl XXXVII following the 2002 season.

During his career, Idzik has been a member of eight NFL playoff teams, four divisional champions, two conference championship participants and a Super Bowl champion. He has been involved in the resurgence of three franchises to a championship caliber in Tampa (Super Bowl XXXVII Champions), Arizona (eventual NFC Champions) and Seattle (eventual Super Bowl XLVIII Champions).

His football career began in 1982 coaching at SUNY Buffalo as a wide receivers assistant. He then spent the 1990 season in Scotland with the Aberdeen Oilers of the British American Football League where he was offensive coordinator under his father and longtime NFL assistant coach, the late John J. Idzik. He went on to serve as a graduate assistant at Duke University from 1991-92 where he assisted the offensive line and running backs.

Idzik graduated magna cum laude and earned Phi Beta Kappa honors from Dartmouth College in 1982, completing a bachelor's degree in mathematics while also lettering at wide receiver for the Ivy League Champion Big Green. He later earned a master's degree in liberal studies from Duke in 1992. He and his wife, Carol, have two sons, Bryant and Bradley and one daughter, Holly.

CHRIS DRIGGERS

DIRECTOR OF PRO PERSONNEL



Chris Driggers is in his 24th year with the Jaguars and his 20th year in scouting. He is one of six current staff members who joined the Jaguars in 1994.

Driggers enters his third season as the Director of Pro Personnel after spending the previous six seasons as a pro scout. Prior to serving as a pro scout, Driggers spent nine seasons scouting the Southwest region of the country. He began his career with the Jaguars in football operations before moving up to salary cap administrator, assisting in player contract proposals, salary cap administration and negotiating player contracts. He became a scouting assistant in 1998.

A native of Jacksonville, Driggers graduated from the University of Alabama with a degree in finance. He and his wife have three sons.

PLAYER PERSONNEL

FRANCHISE FACTS • RECORDS • HISTORY • 2016 IN REVIEW • PLAYERS • MANAGEMENT

MARK ELLENZ

DIRECTOR OF COLLEGE SCOUTING



Mark Ellenz enters his fifth season with the Jaguars. He was promoted to the Director of College Scouting in January 2016, after joining the team as the Eastern regional scout in 2013. Prior to joining the Jaguars, Ellenz spent 12 seasons with the Indianapolis Colts, including the last seven as an area scout. He joined the Colts in January of 2001 and served five seasons as a scouting assistant. Before joining Indianapolis, he was an assistant defensive backs coach at the University of Wisconsin-La Crosse in 2000. He graduated from Wisconsin-La Crosse in 2001 with a master's degree in sports administration. Ellenz also earned a bachelor's degree in business administration from the University of St. Thomas in 1998, where he was a three-year letterman at strong safety. He spent the 1998-99 seasons as an assistant training camp coordinator with the New Orleans Saints. He and his wife, Sara, have two children, Isabel and Max.

DEJUAN POLK

ASSISTANT DIRECTOR OF PRO PERSONNEL



DeJuan Polk was hired by the Jaguars as the team's Assistant Director of Pro Personnel on March 1, 2016.

Polk enters his second season with the Jaguars after spending the previous 10 seasons with the Atlanta Falcons (2006-15), most recently as the Pro Personnel Coordinator in 2015. Prior to his promotion to Pro Personnel Coordinator, Polk spent three seasons (2012-14) as the Director of Pro Scouting, where he was responsible for scouting all professional leagues, including 15 NFL teams, as well as advance scouting.

During the 2008 season, Polk served as a college scout for the Falcons, covering the Midwest Region and conferences such as the Big Ten and the MAC. Polk began his tenure with the Falcons in 2006 as a Pro Personnel Assistant, coordinating free agent workouts, maintaining the "short-list" and scouting future opponents.

In 2005, Polk served as the defensive tackles coach at South Carolina State following a four-year career (1999-2003) as a defensive tackle at Clemson University. Polk and his wife, Katrina, reside in Jacksonville.

PAUL ROELL

ASSISTANT DIRECTOR OF COLLEGE SCOUTING



A veteran NFL scout of 27 years, Paul Roell enters his fifth season as the Jaguars assistant director of college scouting after previously serving as regional scout for the Minnesota Vikings for seven seasons (2006-12). Roell has been a part of five division title teams in five of the last 11 seasons, including three AFC South titles with the Indianapolis Colts from 2003-05. He spent 15 seasons (1991-2005) as a member of the Colts staff as an area scout. During his career with the Colts, he helped build a team that became one of the NFL's elite. The Colts went on to advance to the playoffs under three head coaches – Ted Marchibroda, Jim Mora and Tony Dungy. The Colts had a span of six playoff appearances in seven seasons and amassed a 48-16 regular season mark from 2002-05.

TIM MINGEY

ASSISTANT DIRECTOR OF COLLEGE PERSONNEL



Tim Mingey has been with the Jaguars since the team's inception in 1994. He has the responsibility of scouting the Southeast region of the United States. In February 2010, Mingey was presented the C.O. Brocato Scout of the Year Award from the Pro Football Hall of Fame.

Mingey is one of six current staff members who joined the franchise in 1994. Before joining the Jaguars, Mingey spent 11 years as a college assistant coach and then 10 years as a recruiting coordinator. His college coaching career began in 1973 as defensive coordinator/inside linebackers coach at St. Joseph's College (Ind.), where he had been a three-year varsity letterman as a defensive back. He was a graduate assistant at Western Michigan in 1974-75 before serving as defensive coordinator at Loyola Academy in 1976 and returning to Western Michigan as an assistant coach from 1977-81. In 1982, Mingey was coach of the secondary at East Carolina, and in 1983, he coached at Miami (Ohio) University as defensive coordinator/inside linebackers coach.

In 1984, Mingey was named the recruiting coordinator at the United States Military Academy. He served there until 1987, and then spent 1988-90 as recruiting coordinator at Tennessee. In 1991 Mingey returned for three more years at the U.S. Military Academy before joining the Jaguars.

Mingey received a bachelor of science degree in physical education from St. Joseph's College in 1972 and a master of arts in physical education in 1976 from Western Michigan. Mingey was born January 1, 1950 in Chicago.

JASON DESJARLAIS

COLLEGE SCOUT



Jason Desjarlais enters his 11th season with the Jaguars and in his role he scouts the Midwest region of the country. He joined the Jaguars as the BLESTO scout for the southeast area on May 18, 2007. Prior to joining the Jaguars, he was the special teams coordinator/defensive assistant at Yale University. While at Yale, he served as an intern for scouting during the Jaguars' 2006 training camp.

DesJarlais' college football experience includes stints at Jacksonville University (2005-06) as special teams/recruiting coordinator and secondary coach; the University of San Diego (2002-05) as defensive coordinator/recruiting coordinator. Also served as interim head coach in 2003; Bates College (2000-02) as defensive line and strength coach; the University of San Diego (1999-2000) defensive line coach; Humboldt State University (1997-99) as defensive line coach; and the University of Montana (Western) (1996-97) as defensive line coach.

DesJarlais attended the University of Montana at Western, playing defensive end there from 1992-95 and twice earning All-America honors (1994-95). He was also named Defensive MVP of the 1996 National All-Star Game. On September 26th 2015 he was inducted to the University of Montana Western Hall of Fame and is a member of the 1994 Hall of Fame Football Team. DesJarlais graduated with a bachelor's degree in Education, in addition to a Master's in Science (emphasis in Physiology) from Humboldt State University.

PLAYER PERSONNEL

MARTY MILLER

COLLEGE SCOUT




Marty Miller is in his 16th season with the Jaguars, joining the organization on February 21, 2002. He is in his ninth season as the West Coast regional scout for the Jaguars. In addition to covering the West Coast, Miller has some additional pro personnel responsibilities scouting select free agents on NFL rosters.

Previously, Miller worked the Northeast United States as a regional scout. In his initial season in Jacksonville, he worked as the team's scouting assistant. In that capacity, he assisted the pro scouting department evaluating players in NFL Europe, the CFL, the Arena League and doing some advance scouting of NFL teams and their practice squads. Miller also served as coordinator of football administration for the San Diego Xtreme of the XFL, and he worked as a part-time staff assistant for the San Diego Chargers and the Kansas City Chiefs. He is the son of Les Miller, a longtime NFL personnel director.

Diagnosed with Young Onset of Parkinson's Disease in 2009, Miller hopes to use his platform as a representative of the NFL as a springboard to Parkinson's awareness and education. A graduate of Pacific Christian College, he and his wife, Kerinda, live in Boise, Idaho, with daughter Channing and son Gannon.

JARROD HIGHBERGER

COLLEGE SCOUT



Jarrod Highberger is in his eighth season overall with the Jaguars and fifth season as a scout after being promoted from Scouting Assistant to College Scout on May 6, 2013. He is responsible for scouting the Southwest area of the United States.

Highberger joined the Jaguars in December of the 2010 season as an administrative assistant in the player personnel department following a two-year coaching tenure at Robert Morris University in Pittsburgh, where he served as the quarterbacks coach under head coach Joe Walton. The Colonials were Northeast Conference champions in 2010.

A native of Blairsville, Pa., Highberger earned his bachelor's degree in Business Administration from Carnegie Mellon University in Pittsburgh, where he was a four-year starter at quarterback for the Tartans under Head Coach Rich Lackner. He obtained a master's degree from Robert Morris University in Instructional Leadership during his coaching tenure.

Jarrod is married and resides in Pittsburgh.

JARED KIRKSEY

COLLEGE SCOUT



Jared Kirksey is in his 10th season in the NFL and his fifth season with the Jaguars. Kirksey was originally hired by Jacksonville in May 2013 to serve as the BLESTO Scout for the Jaguars player personnel department and was promoted to College Scout prior to the 2014 season. Kirksey will serve as the Jaguars primary college scout in the

Northeast, covering Connecticut, New Jersey, Maine, Delaware, New Hampshire, Maryland, Massachusetts, New York, Pennsylvania, Rhode Island and Vermont.

Prior to joining the Jaguars, Kirksey spent three seasons (2010-2012) with the Buccaneers and two years prior with the Houston Texans (2008-09), where he served as the College and Pro Scouting Intern. During his time with the Texans, Kirksey was in charge of evaluating specialists (punters, kickers, long snappers) from all 32 teams around the league, among other numerous duties. Kirksey also worked closely with Texans General Manager Rick Smith and Director of Personnel Brian Gardner in evaluating free agents and the status of the organization.

Kirksey played collegiately at the University of Central Florida. He was born on July 29, 1985 in Gainesville, Florida. His father, Larry, previously served as the wide receiver coach for Jaguars and the Houston Texans.

ANTONIO ROBINSON

COLLEGE SCOUT



Antonio Robinson was hired by the Jaguars in May 2013 and is in his fifth season in the NFL. He was promoted to College Scout in June of 2016. He is responsible for scouting the Mid-Atlantic area of the United States, covering Tennessee, Kentucky, Ohio, West Virginia, and North Carolina. Robinson provides reports on the top players in that area.

Robinson is a Tallahassee, FL native who has nearly three years of coaching experience at the high school level. He served as the running backs coach at Leon High School, where he was responsible for conducting drills and helping develop game plans. Robinson graduated from Florida State University in the spring of 2013 with a Bachelor of Science degree in Sport Management. His brother, Anthony, is a regional scout for the Atlanta Falcons.

CHRIS SNEE

COLLEGE SCOUT



Chris Snee, two-time Super Bowl champion and four-time Pro Bowl selection, was hired as a college scout on June 14, 2017.

Snee will evaluate collegiate offensive linemen, travel to visit collegiate prospects across the nation and provide reports to Jaguars Director of College Scouting Mark Ellenz. Snee will also assist Offensive Line Coach Pat Flaherty and Assistant Offensive Line Coach Tony Sparano Jr. with the team's offensive line unit at minicamp and training camp practices, and as needed. Snee previously served as a consultant for the Jaguars at the 2017 NFL Combine in Indianapolis.

Snee, 35, started 141 career games during 10 seasons with the New York Giants (2004-13) after originally being selected in the second round of the 2004 NFL Draft. Snee was a first-team All-Pro in 2008, was selected to the Pro Bowl in 2008, 2009, 2010 and 2012, and was a two-time Super Bowl champion with the Giants, defeating the Patriots in Super Bowl XLII and Super Bowl XLVI.

Snee attended Boston College and was a second-team All-America selection at right guard. A native of Susquehanna County, Pa., Snee attended Montrose H.S. and was a two-time All-State selection, as well as a three-time All-Conference pick.

Snee and his wife, Kate, have four children: Dylan, Cooper, Walker and Hartley.

PLAYER PERSONNEL

GREG JONES

SCOUTING ASSOCIATE



Greg Jones was hired as a scouting associate on June 7, 2016 after previously serving as a coaching intern.

In his current role, Jones supports all of the college area scouts in the team's personnel department.

Jones, who played nine seasons for the Jaguars before completing his career with the Houston Texans, was originally a second-round selection (55th overall) by the Jaguars in the 2004 NFL Draft and played fullback, primarily blocking for running backs Fred Taylor and Maurice Jones-Drew. Jones appeared in 115 games with 67 starts during his nine-year career in Jacksonville, totaling 911 rushing yards and 10 touchdowns on 270 carries. Jones also added 437 career receiving yards and three receiving touchdowns on 68 catches during his tenure with the Jaguars.

Jones was a four-year standout at Florida State University before graduating with a major in sports management in the spring of 2004. Jones totaled 23 career rushing touchdowns and 2,535 career rushing yards, the sixth-most rushing yards in school history.

Jones and his wife, Dana, currently live in Jacksonville with their kids Greg (13), Caden (9), Carter (4) and Aston (2).

LESLIE LADD

COORDINATOR OF
SCOUTING ADMINISTRATION



CASEY BELONGIA

COLLEGE SCOUT



Belongia enters his second season with the Jaguars as a college scout after previously serving as a scouting assistant in the Jaguars personnel department following the 2015 NFL Draft. He was an intern with the Jaguars equipment staff for the 2014 season. Belongia served as an equipment staff intern while in high school with the Green Bay Packers in 2007 and spent seven seasons assisting the club's equipment staff. He graduated from St. Norbert College (De Pere, Wisconsin) in 2014.

DANA DESJARLAIS

ASSISTANT TO THE GENERAL MANAGER
AND ADMINISTRATOR OF
FOOTBALL OPERATIONS



FOOTBALL OPERATIONS

TONY KHAN

SENIOR VICE PRESIDENT OF
FOOTBALL ADMINISTRATION
AND TECHNOLOGY



Tony Khan is in his sixth season as senior vice president, football administration and technology for the Jaguars since he was named to the post in 2012. Khan arrived in Jacksonville after serving as general manager and a member of the Board of Managers of Bio-Alternative LLC since 2008. Khan, 34, vacated his position at Bio-Alternative in June of 2012 in order to take on his current role.

Under Tony Khan's guidance, the Jaguars created a football technology and analytics group in 2012. In addition to being a valued asset to the coaching and scouting departments, the analytics team also explores new technology and its applications within all areas of the Jaguars organization, including fan experience, player development and injury prevention, as well as game analysis and player evaluation.

Khan, who is an owner of Fulham Football Club, was named Fulham F.C.'s vice chairman and director of football operations on February 23, 2017. Previously, Khan advised the football operations team at Fulham, particularly in the area of analytics and research. Over the past year at Fulham, Khan played an integral role in identifying, recruiting and signing players that currently play for the team. In his first year in his expanded role, Fulham F.C. qualified for the EFL Championship playoffs.

Khan's statistical research department, which he created with Fulham in 2015, analyzes football player performance and develops proprietary football performance metrics to aid the club's efforts to gain promotion back into the English Premier League. Fulham F.C. competes in the English Football League Championship and is the oldest football club in England to have ever competed in the Premier League.

Khan is the owner and chairman of TruMedia Networks, a Boston-based engineering firm specializing in sports analytics solutions for leagues, franchises and media partners across the sports industry. Khan acquired TruMedia Networks in 2015, and under his ownership, the company has expanded its sports analytics engineering services, with clients including ESPN, NFL, Zebra and more than 60 percent of the Major League Baseball clubs.

Khan is the son of Ann and Shahid Khan, the Pakistani-American billionaire who ranked 70th in the Forbes 400 list of richest Americans in 2016.

Khan graduated from the College of Business at the University of Illinois in 2007 with a finance degree. Khan graduated in 2001 from the University of Illinois Laboratory High School, where his graduating class had the highest ACT average of any class at any school in America. He was also an Illinois State Scholar and a National Merit Semifinalist. After his graduation, the school dedicated the Tony Khan Award, given to the student who displays the most dedication to the basketball program. Khan currently serves on the advisory board of the University of Illinois Laboratory High School.

Khan grew up in Champaign-Urbana, Ill., where he was born on October 10, 1982. Khan is single and splits his time between Jacksonville and London.

SKIP RICHARDSON

DIRECTOR OF TEAM SECURITY



A veteran of 21 years in law enforcement, Skip Richardson joined the Jaguars on July 21, 1995. He directs every phase of security for the team, as well as handling security matters involving the NFL office. He works closely with local, state and federal law enforcement agencies. He was a member of the NFL security task force that was established after Sept. 11, 2001. Richardson also worked with Paul Tagliabue's staff regarding security for Super Bowl XXXIX in Jacksonville.

Richardson was previously a police S.W.A.T. team supervisor for the Jacksonville Sheriff's Office and planned security for all special events held in Jacksonville, such as the

annual Florida-Georgia game, the Gator Bowl and the Jazz Festival. Richardson retired as a supervisor from the Jacksonville Sheriff's Office in 1995.

He received a degree in criminology from Florida State University. A native of Jacksonville, Richardson is active in the Police Athletic League. Richardson has been active in Big Brothers Big Sisters of Northeast Florida and the Jacksonville Symphony Guild. He is a member of the American Society for Industrial Security, National Association of Chiefs of Police, Stadium Managers Association and the Florida Association of Licensed Investigators.

TIM WALSH

DIRECTOR OF
FOOTBALL ADMINISTRATION



Tim Walsh was named the Jaguars' director of football administration in 2007. He is in his 21st year with the Jaguars organization and works closely with EVP of Football Operations Tom Coughlin, General Manager David Caldwell and Head Coach Doug Marrone.

Walsh's responsibilities include managing the Jaguars salary cap, developing the Jaguars strategic planning, crafting contract proposals and parameters, negotiating player contracts and budgeting and coordinating the Jaguars compliance with the NFL's Collective Bargaining Agreement and NFL Player Personnel rules.

Walsh started his NFL career in 1996 with the NFL Management Council, for which he monitored the league-wide salary cap and analyzed NFL player contracts. Walsh graduated summa cum laude in accountancy from the University of Notre Dame and earned his master's degree in sport management from the University of Richmond. He is a member of the Leadership Jacksonville Class of 2012.

MARCUS POLLARD

DIRECTOR OF
PLAYER DEVELOPMENT &
YOUTH FOOTBALL



Marcus Pollard is in his fourth season as director of player development and youth football for the Jaguars after being named to the post on March 24, 2013. In his current role, Pollard coordinates all team life skills programming as well as the Jaguars rookie club and NFL Rookie Success Program. In addition, he works closely with players on continuing education, career internships, professional development, employee assistance and financial education.

Pollard played 14 seasons (1995-2008) in the NFL as a tight end and spent time with Indianapolis, Detroit, Seattle, New England and Atlanta. He earned a roster spot in 1995 with the Colts after a tryout during training camp and played in all but six games for the club over a nine-year span from 1996-2004. He went on to play in 192 games with 131 starts and recorded 349 receptions for 4,280 yards and 40 touchdowns.

A native of Lanett, Ala., Pollard played basketball at Bradley University for two years after transferring from Seward County Community College in Liberal, Kan. He did not play collegiate football.

Following his retirement, Pollard served as an assistant coach at Lanett High School, from 2008-12. He and his wife, Amani, were cast members of the reality television show *The Amazing Race* in 2011. The couple has two sons, Myles Ashton and Micah Jayden, and two daughters, Aja Amani and Ayris Mae.

FOOTBALL OPERATIONS

HAMZAH AHMAD

DIRECTOR OF
FOOTBALL OPERATIONS




Hamzah Ahmad is in his second season as director of football operations after signing on with the Jaguars as the director of football logistics & facilities in February 2013. He oversees team logistics, which includes home hotel operations, selecting away game hotels and coordinating the team travel for domestic games & London. He is also responsible for the football specific areas of the facility at EverBank Field.

Prior to joining the Jaguars, Ahmad spent eight seasons with the Atlanta Falcons (2005–2012) in various roles, but most recently as the Senior Event Marketing/Travel Advance Coordinator. He began his career as a training camp intern with the Falcons and completed a total of three internships with Atlanta before being hired as a full-time staff member.

Ahmad is originally from Pakistan and moved to Jacksonville with his family when he was 12 years old. He attended high school locally at Nease High School and graduated with a Bachelor of Arts in Business Administration from the University of Florida in 2004. Ahmad and his wife, Brandi, have two sons, Jayden and Mayson.

J.K. LACOSTE

FOOTBALL LOGISTICS AND
TEAM TRAVEL ASSOCIATE




BRANDON ROTH

FOOTBALL LOGISTICS
AND ADMINISTRATIVE
OPERATIONS ASSOCIATE



BRIAN KENSIL

FOOTBALL LOGISTICS
ASSISTANT



JIMMY LUCK

HEAD EQUIPMENT MANAGER




Jimmy Luck is entering his fifth season as the head equipment manager for the Jaguars after being named to the post on January 28, 2013. In his current role, Luck is responsible for overseeing the distribution, safety and maintenance of player equipment, daily upkeep of the locker room and coordinating travel logistics for all Jaguars-related equipment on road trips. Prior to joining the club, Luck spent nine seasons (2004-12) as assistant equipment manager for the Atlanta Falcons.

Luck's tenure with the Falcons included time with the Georgia Force of the Arena Football League. Prior to joining the Falcons, Luck served as equipment manager in the college ranks for The Citadel in 2003. He began his career in professional football in 2002 when he served as the equipment manager for the AF2's Charleston Swamp Foxes.

A native of Atlanta, Luck spent three seasons (1996-98) as coordinator of baseball operations for the University of Miami (Fla.). He was a sales rep for Rawlings Sporting Goods, covering Tennessee from 1998 to 2000. Luck graduated from Georgia Tech with a degree in management.


GEORGE PELLICER

ASSOCIATE EQUIPMENT MANAGER




KYLE STILLWELL

ASSOCIATE EQUIPMENT MANAGER



GEOFF DELUCA

ASSOCIATE EQUIPMENT MANAGER



FOOTBALL OPERATIONS

MIKE PERKINS

DIRECTOR OF
FOOTBALL TECHNOLOGY



Mike Perkins enters his 24th season with the Jaguars in 2016. His primary role is overseeing the football technology department for football operations, but he has worn many hats since joining the Jaguars in 1994. The football technology department manages all IT needs for the football side of the organization.

After 18 years as the Jaguars' video director, Perkins was promoted in 2012 to his new role as director, football technology. Perkins' duties included the design and construction of the Jaguars' locker room upgrade at EverBank Field, in addition to design, planning and implementation of office space and technology for the football facilities.

In 2013, he served as project manager for phase two of the construction, bringing a new training room, rehab room and coaches offices on-line. He also oversaw the design and construction of the new Jaguars football facilities. Another new initiative under Perkins' direction was the implementation of Microsoft Surfaces for use by all coaches, scouts and players to view practice and game video. His group is also incorporating a new scouting system with the Microsoft Surface implementation to increase efficiency.

Perkins' responsibilities continue to include the shooting, compiling and editing of all game and practice video for coaches' and scouting analysis, cataloging NFL and college game video and producing "cut-ups." He also manages all video equipment and design of the Jaguars' video department, including applying the team's state-of-the-art XOS editing system, and researching new technologies as they come available.

One of six current staff members who joined the franchise in 1994, Perkins was hired by the Jaguars on May 12, 1994, after serving as video coordinator for three years at Syracuse University. Prior to that, he served with the Tampa Bay Buccaneers as assistant video director from 1987-90. Perkins was born May 24, 1967, in Tuscaloosa, Ala. Perkins and his wife, Jennifer, and sons Tyler and Barrett live in Jacksonville.

MIKE STOEBER

DIRECTOR OF FOOTBALL SYSTEMS



Mike Stoeber enters his sixth season with the Jaguars in 2016. His roles include overseeing the day to day management of the team's IT department, including hardware supervision, network administration, database management and integration of video and data for all NFL and college games. He also assists in all forms of data analysis for both the coaching and scouting departments.


Stoeber started in the field of football technology at the University of Florida Gators in 1989. His first job was the conversion of the Gators from 16mm film to a computer-based tape editing system. While at Florida under Head Coach Steve Spurrier, he assisted in making the video department a leader in technology, including being one of the first teams to utilize a digital editing system. In addition to supervising the digital video equipment, he served as game analysis coordinator with the role of overseeing data collections and use for game planning and recruiting. During this time, the Gators won six SEC championships and the 1996 national championship. After 12 years in the video department at Florida, Stoeber was promoted to director of football operations. He served as business manager for the football team, assisting all aspects of the team including team travel, budgets, recruiting, football camps and compliance.

In 2005, Stoeber moved into the private sector, working with Sagio Technology and then XOS Technology after they merged. During the next six years, he served as a senior field support representative and director of product marketing. In field support, his role included visiting over 60 NFL and college coaching staffs and discussing game analysis and statistical analysis. Based on these observations, he wrote the book titled "Football Game Analysis" and presented it twice at the American Football Coaches Association's annual meeting.

Stoeber was born August 22, 1968 in Davenport, Iowa. Stoeber and his wife, June, and daughter, Elizabeth, live in Middleburg, Fla. During his off time, he is very involved in the sport of baton twirling, as his wife owns her own twirling studio and serves as instructor for the University of Florida Gatoettes.


JEREMY POOL

ASSOCIATE VIDEO DIRECTOR




CHRIS REIER

ASSOCIATE VIDEO DIRECTOR




HENDERSON MCPHERSON

VIDEO ASSISTANT



ZACH BEISTLINE

FOOTBALL DATABASE ANALYST



Zach Beistline is entering his fifth year with the Jaguars and second as a football database analyst. Beistline began as a football operations intern in 2012 before being hired as a football statistics analyst in January 2013. In his current role, Beistline works closely with the coaching and scouting departments on research projects by providing statistical analysis.

Zach graduated from the University of North Carolina in 2012 with a degree in Exercise and Sport Science.

MEDICAL STAFF

SCOTT TRULOCK

HEAD ATHLETIC TRAINER



Scott Trulock was hired as the Jaguars head athletic trainer on February 10, 2014 and is entering his fourth season with the organization. Trulock, who spent the previous seven seasons as the head athletic trainer for the University of North Carolina's football program, joined the Jaguars with 11 years of NFL experience.

Trulock began his career in the NFL as an assistant athletic trainer with the Philadelphia Eagles from 1996-98. Trulock then worked for the San Diego Chargers from 1999-2001 before joining the Tampa Bay Buccaneers as the director of rehabilitation from 2002-03. Trulock won a Super Bowl ring in 2002 when the Buccaneers defeated the Raiders in Super Bowl XXXVII. Trulock spent three seasons (2004-06) as an assistant athletic trainer with the Denver Broncos. During his tenure in the NFL, Trulock has been a member of the Professional Football Athletic Trainers' Society (PFATS). In the PFATS, Trulock has served as the director of research for the research and education foundation. In this role, Trulock was responsible for spearheading the surveillance of injury data in order to establish trends in injury patterns to NFL players.

Trulock, a native of Orlando, Fla., earned his undergraduate degree in sports medicine from Valdosta State in 1994, and his master's degree from the University of North Carolina at Chapel Hill in 1996. Scott and his wife, Jamie, have two daughters.

A.J. NEIBEL

ATHLETIC PERFORMANCE SPECIALIST/
PHYSICAL THERAPY ASSISTANT



A.J. Neibel enters his first season with the Jaguars after joining the organization on February 22, 2017. In his current role, Neibel will assist the medical staff, as well as the strength & conditioning staff, in transitioning players back into participation following injury. Neibel will also manage performance data for the coaching staff.

Neibel spent the previous six seasons with the Atlanta Falcons, most recently serving as the athletic performance manager in 2016. From 2013-15, Neibel served as the head strength & conditioning coach, after spending the 2011-12 seasons as the assistant strength & conditioning coach. Additionally, Neibel worked for the Atlanta Falcons' Physical Therapy Center in Snellville, Ga., before joining the team's athletic performance staff.

Neibel joined the Falcons in 2011 after a two-year stint as a strength and conditioning consultant with the San Francisco Giants of the Major Baseball League and their affiliate, the San Jose Giants. Prior to joining the San Francisco Giants, Neibel spent six seasons with the Oakland Raiders as the strength and conditioning/sports medicine associate.

Neibel is a USAW certified, level one, Olympic lifting coach, a certified Strength and Conditioning Specialist with National Strength and Conditioning Association, and certified in Russian Kettle bell training.

Neibel, a native of Cupertino, Calif., graduated from Long Beach State University in 1996 with a degree in sports psychology before earning a degree in physical therapy from Cerritos College in 1998. Neibel first broke into the NFL when he started with the Oakland Raiders as a strength and conditioning intern in 2003.

MINDY BLACK

DIRECTOR OF
PERFORMANCE NUTRITION



Mindy Black was hired as the team's Director of Performance Nutrition on June 15, 2016 and is entering her second season with the organization. She is responsible for designing the team's meals and personal nutrition plans in order to optimize player performance, recovery, and injury prevention.

Mindy is board-certified in Sports Dietetics. Her past experience includes serving as a Sports Nutritionist for the University of Florida Athletic Association and Jacksonville University. She also owned a private practice in Jacksonville, where she worked with many professional and elite athletes of various sports.

JUSTIN BLAND

ASSOCIATE ATHLETIC TRAINER




ROD SCOTT

ASSOCIATE ATHLETIC TRAINER



ROBERT HOENSHEL

ASSOCIATE ATHLETIC TRAINER /
PHYSICAL THERAPIST



MEDICAL STAFF

DR. KEVIN KAPLAN

HEAD TEAM PHYSICIAN,
ORTHOPAEDIC SURGEON



Dr. Kevin Kaplan is in his fifth season as the Jaguars' head team physician after serving as the Jaguars' associate orthopaedic surgeon from 2009-13. He is responsible for all orthopaedic matters dealing with injuries to the musculoskeletal system.

Dr. Kaplan is board certified in Orthopaedic Surgery with a specialty certification in Sports Medicine and maintains a private practice at the San Marco location of the Jacksonville Orthopaedic Institute. He completed his orthopaedic residency at the New York University Hospital for Joint Diseases and a fellowship at the Kerlan Jobe Orthopaedic Clinic in Los Angeles. During his fellowship, Dr. Kaplan served as an assistant team physician for the Los Angeles Lakers, Dodgers, Kings and Anaheim Ducks.

He is a member of the NFL Physician Society, the American Academy of Orthopaedic Surgeons, and the American Orthopaedic Society for Sports Medicine. Dr. Kaplan is also a team physician for the Jacksonville Sharks, Jacksonville University, University of North Florida and Atlantic Coast High School.

DR. MICHAEL YORIO

PHYSICIAN, INTERNAL MEDICINE



Dr. Michael Yorio is in his fourth season as the team's internal medicine physician. He is responsible for all matters dealing with illnesses and non-orthopaedic injuries.

Dr. Yorio is board-certified in Internal Medicine and Sports Medicine. He sees patients at the San Marco office of Jacksonville Orthopedic Institute. Prior to arriving in Jacksonville, Dr. Yorio served as the director, player medical services for the U.S. Open Tennis Championships in Flushing Meadows, N.Y. He was also team physician for the New York Islanders of the National Hockey League, and has served as team physician for the University of Maryland at College Park, Hofstra University and Molloy College.



DR. STEVEN CRENSHAW

Associate Orthopaedic Surgeon



DR. NIGEL SPARKS

Associate Orthopaedic Surgeon



DR. RICHARD SALKO

Team Dentist



DR. FRANCISCO RODRIGUEZ

Radiologist



ANTHONY ISELBORN

Team Chiropractor



DAVID ROUSE

Team Chiropractor

FACEBOOK.COM/JACKSONVILLEJAGUARS

@JAGUARS

@JAGUARS

JAGUARS.COM

FRONT OFFICE




ALISA ABBOTT
Executive Assistant to
Owner & President



SARAH ALOFS
Director of Marketing
and Content Strategy



DAVID ALTMAN
Senior Manager of Suite
and Sales Operations



LAUREN AMATO
Associate General
Counsel



BEN BAKER
Manager of Concert
Ticketing



LAUREN BAKER
Senior Account Man-
ager, Partner Relations



TIM BISHKO
Director of Ticket
Operations




KELLEN BLUMBERG
Manager of Advanced
Analytics



ANNE BOCCUZZI
Director of Partner
Relations




CONNIE BRAUER
Fan Experience
Coordinator




ALEX BROOKS
Public Relations
Coordinator



RESHAD BROWN
Lead Designer



KYLE BUERKETT
Stadium Projects
Coordinator




CHRIS BURDETT
Senior Graphic
Designer



CARLOS CACERES
Production Manager



TARA CACERES
Manager of Member
Experience




MICHAEL CARNAHAN
Program Coordinator



ADRIENNE CARTAGENA
Manager of Media and
Promotions



JOHN CASCIO
Director of Design
and Digital



KITTY CASH
Office Manager



DANIEL CAUDY
Account Executive,
Corporate Partnerships




ERIC CHAVES
Account Manager,
Ticket Sales




TARA COFFIN
Receptionist



WILL CRENSHAW
Group Sales
Representative



VICTORIA CROY
Manager of People
Development



MEREDITH da SILVA
Manager of Member
Relationships



JASON DEAN
Senior Manager of
Technology Services



DAVE DeCANDIS
Executive Producer




MIKE DeMARTINO
Vice President of Cor-
porate Partnerships




TAD DICKMAN
Senior Manager of
Public Relations




SHAWN DUBROW
Manager of Inside Sales



KATHLEEN DWULET
Account Manager,
Partner Relations




ABBY ELDER
Booking Coordinator



ANDY ESWORDY
Public Relations
Assistant



TRACEY EVANS
Director of Events




ADAM FELIX
Inside Sales
Representative

FRONT OFFICE



JEFF FINLAND
Manager of
Champions Club



SEAN FLOOD
Director, Ticket Sales
and Service



JOE FORTUNATO
Manager of Radio



BEN FREY
Manager of Digital
Marketing



RONALD GILBERT
CRM Analyst




ABHYONA GRANT
Premium Member
Specialist



SHANNON GRAY
Database and Applications
Development Manager




ALEXIS GUENTER
Group Sales
Representative



ANTHONY HENDRICKS
Account Manager,
Ticket Sales




ALEX HERNDON
Member Experience
Specialist



MAX HOCHMAN
Associate Video
Producer



AMANDA HOLT
Business Public Relations
Strategy Manager



BRIAN HOWARD
Inside Sales
Representative



KRISTEN INMAN
Director of Private
Event Sales



CARY JOHNS
Director of Payroll
and Benefit Plans



JESSICA JONES
Director of People Development
and Administration



NOAH JONES
Technical Support
Analyst



PATRICK KAVANAGH
Director of
Broadcasting




MELISA KEENAN
Senior Manager of
Corporate Accounting



MEGAN KERR
Account Manager,
Partner Relations




KEVIN KLAMMER
Manager of Premium
Sales



BENJAMIN KRAKOWER
Account Manager,
Ticket Sales




ROB KUCHERA
Account Manager



BRYAN KUPFER
Ticket Operations
Specialist




KEVIN LANAHAN
Manager, Office
Logistics



ARRI LANDSMAN-ROOS
Director of Analytics



BOBBY LYLE
Manager of Facilities
Security



TERRI LOVEDAY
Payroll and Benefits
Plan Coordinator




BRENDA MALLORY
Receptionist




SARAH MATHIS
Senior Manager of Fan
Experience




KATE MCCOY
Personal Assistant to
Shahid and Ann Khan



KYLE MCCULLOUGH
Account Manager




SHANNON MCGREGOR
Marketing Coordinator



CODY MCLEOD
Inside Sales
Representative



BRETT MCNEIL
Events Coordinator




TERESA MICHAEL
Executive Assistant

FRONT OFFICE



CARL MIKLAS
Director, Finance of
Funding Development



JAKE MILANO
Account Manager,
Partner Relations




JEFF MIRANDA
Manager of CRM
Analytics



JEAN MITCHELL
Account Manager,
Partnerships



GABY MORAN
Public Relations
Assistant



JONATHAN MORICI
Ticket Operations
Specialist



THURMAN MORRIS
Account Manager,
Ticket Sales




BRENDAN MORRISON
Event Operations
Coordinator



ANGIE NIX
Director of Fan
Experience




MURPHY O'BRIEN
Group Sales
Representative



BRENDA O'DELL
Accounts Payable
Coordinator



JOHN OEHSNER
Senior Writer



CARLOS OLIVERA
Manager of Digital
Media



ALEXA OLNEY
Group Sales
Representative



MICHAEL POTTS
Network and Systems
Administrator



DANIEL QUINTANILLA
Accounts Manager,
Ticket Sales



JON REAVES
Account Executive,
Corporate Partnerships



RYAN REDMOND
Group Sales
Representative




SAMANTHA REED
Member Experience
Specialist



RUSSELL RENDON
Senior Manager of
Ticket Sales



MATTHEW RICKOFF
Senior Director, Cor-
porate Partnerships



ADRIEL ROCHA
Manager of
Community Relations



LARRY ROSEN
Senior Executive Produc-
er, Gameday and Events




MILENA RUIZ
Manager of Communications and
Events, Jaguars Foundation




CASSIE SADOWITZ
General Counsel



LISA SAHI-KIRAL
Manager of Nonprofit Partner-
ships and Executive Assistant



CODY SCHRANK
Inside Sales
Representative



JACKIE SCIBELLI
Event Manager



JIM SCOTT
Senior Manager of
Ticket Operations



BRAD SCULL
Technical Support
Analyst



BRIAN SEXTON
Senior Correspondent



J.P. SHADRICK
jaguars.com Reporter/
Editor



ALEX SHEPARD
Event and Mascot Op-
erations Coordinator



LAURA SILVA
Graphic Designer



CHRISTY STECHMAN ZYNDA
Associate Director of
Branded Entertainment



TJ STREIT
Director, Corporate
Partnerships

FRONT OFFICE



BLAKE STUART
Video Production
Coordinator



EVERETT SULLIVAN
Cinematography
Director



CHRIS SUTTON
Manager of Communi-
ty Partnerships



T-NEISHA TATE
Program Manager,
Jaguars Foundation



BRYAN THOMAS
Producer/Editor




NATASHA THOMAS
Senior Accountant




SAM THOMPSON
Control Room
Engineer



JENN TOY
Senior Manager of Events
and Entertainment



WILLIAM TUTWILER
Senior Manager of Finan-
cial Planning and Analysis



LUCAS WAINMAN
Inside Sales
Representative



MICHAEL WEBB
Vice President of In-
formation Technology




DEBYE WHEELHEL
Controller



ERIC WIERENGA
Lead Entertainment &
Events Designer




MIANNE WILLIAMS
Senior Manager of Private
Sales and Events



GRANT WILSON
Inside Sales
Representative



LORI WINDISCH
Project Manger, Stra-
tegic Initiatives



SAVANNA WOOD
Digital Media
Coordinator



MATT WOODS
Director, Corporate
Partnerships



CHRIS YEITER
Lead Technical Support
Analyst



JUSTIN YOUNGHANS
Director, Corporate
Partnerships



TODD ZANZINGER
Grassroots Marketing
Coordinator

CHEER YOUR TEAM, AS A TEAM.

**BUD
LIGHT**

OFFICIAL BEER SPONSOR



**BUD
LIGHT**

OFFICIAL BEER SPONSOR



KICKOFF
LIMITED EDITION

ENJOY RESPONSIBLY
© 2017 A-B, Bud Light® Brew. St. Louis, MO






PLAYER BIOGRAPHIES

BRANDEN ALBERT

76 **BRANDEN ALBERT**

TACKLE
6-5 314 LBS.
VIRGINIA
BORN NOVEMBER 4, 1984
ROCHESTER, N.Y.
ACQ: TRADE (MIAMI) 2017
EXP: 10TH YEAR





TRANSACTIONS

Originally drafted in the first round (15th overall) by Kansas City in the 2008 draft ... Designated Kansas City's franchise player on 3/4/13 ... Signed by Miami as an unrestricted free agent on 3/12/14 ... Traded by Miami to Jacksonville in exchange for a 2018 seventh-round pick on 3/9/17

PRO (Games played/started - 120/118, 3/3)

- Two-time Pro Bowl selection (2013 & 2015)

2016 (w/ MIA - 12/12)

Started 12 games at LT ... Inactive for four games due to injury ... Penalized only three times on the year and allowed 3.0 sacks ... Protected QB **Ryan Tannehill**, who prior to his Week 14 injury, posted a career-high 93.5 QB rating and 7.7 yards per attempt ... Part of an offensive line that helped RB **Jay Ajayi** eclipse the 1,000-yard rushing mark (1,272) for the first time in his career and set career highs in rushing attempts (260), average (4.9) and TDs (eight)

- **10/16 vs. PIT:** Started and blocked for Ajayi who rushed for 204 yards and two TDs
- **10/23 vs. BUF:** Helped Ajayi rush for a career-high 214 yards, the third-most in a single game in franchise history
- **11/13 vs. S.D.:** Protected Tannehill, who completed 17 of 24 throws for 240 yards and two TDs and a season-high 130.6 QB rating
- **12/17 at NYJ:** Protected QB **Matt Moore**, making in his first start since 2011 ... Moore completed 12 of 18 throws for 236 yards and a career-high four TDs
- **12/24 at BUF:** Blocked for Ajayi, who rushed a career-high 32 times for 206 yards (6.4 avg.) and one TD
- **1/8 at PIT:** Started wild-card game and blocked for Moore, who completed 29 of 36 passes for 289 yards and one TD

2015 (w/ MIA - 14/14)

Helped Tannehill throw for 4,208 yards, the ninth-highest mark in the NFL ... Blocked for RB **Lamar Miller**, who matched his career high with eight rushing TDs ... Named the team's recipient for the Ed Block Courage Award after overcoming physical and mental challenges after sustaining a serious right knee injury against DET on 11/9/14 ... Returned to the field in time to start the season opener at WAS

- **10/18 at TEN:** Helped lead the offense to 434 total yards
- **10/25 vs. HOU:** Named team captain and blocked for an offense that totaled 503 yards ... Opened lanes for Miller to gain 175 yards and one TD on 14 carries (12.5 avg.) and also the first back-to-back 100-plus rushing games of Miller's career ... Provided protection for Tannehill to have the first perfect passer rating (158.3) of his career and throw for four TD passes
- **11/8 at BUF:** Played all 69 offensive snaps of the 100th game in his career and helped the offense pass for 289 yards and rush for 108 yards and two TDs

2014 (w/ MIA - 9/9)

Started in the team's first nine games before missing the final seven contests when he was placed on injured reserve on 11/10 ... Named to CBSsports.com's Midseason All-Pro Team by Pete Prisco ... Helped Miller surpass the 1,000-yard mark (1,099) for the first time in his career, and protected Tannehill on his way to throwing for 4,045 passing yards (most since QB **Dan Marino's** 4,453 in 1994), marking the first time in franchise history that the team had a 1,000-yard rusher and 4,000-yard passer in the same season

- **9/7 vs. N.E.:** Made first start with the team and paved the way for 191 rushing yards, the fifth-most in a season opener in franchise history
- **9/21 vs. K.C.:** Started and blocked for an offense that averaged 7.05 yards per carry (20 rushes for 141 yards), tied for the 10th-highest single-game average in team history
- **10/19 at CHI:** Helped protect Tannehill en route to completing 25 of 32 passes for 277 yards and two TDs and a 123.6 passer rating
- **11/2 vs. S.D.:** Helped the Dolphins amass 441 net yards and Tannehill post a 125.6 passer rating and three TD passes, while giving up zero sacks
- **11/9 vs. DET:** Started, but left the game in the second quarter with a knee injury

2013 (w/ K.C. - 12/12)

Earned first career Pro Bowl selection after starting in 12 games at LT in the regular season ... Inactive for four games due to injury

2012 (w/ K.C. - 13/11)

Started the first 10 games at LT ... Did not play in one contest and was inactive for two games with an injury

2011 (w/ K.C. - 16/16)

Started at all games at LT

2010 (w/ K.C. - 15/15)

Started in 15 games at LT

- **1/9 vs. BAL:** Started at LT in AFC wild-card game

2009 (w/ K.C. - 14/14)

Started 14 games at LT ... Inactive for two contests with injury

2008 (w/ K.C. - 15/15)

Started 15 games at LT ... Inactive for one contest due to injury

- **9/7 at N.E.:** Started his first career game at LT

COLLEGE (at Virginia - 2005-07)

- Started all 37 career games
- Started all 14 games (11 at LG and two at LT) as a junior in 2007 and earned first-team All-ACC honors
- Started all 13 games at LG as a sophomore in 2006 en route to honorable mention All-ACC accolades
- Started 12 games at LG as a freshman in 2005 and garnered third-team Freshman All-America honors and first-team Freshman All-ACC accolades from The Sporting News
- Majored in sociology

PERSONAL


- Attended Glen Burnie (Md.) High School
- Began playing football his junior year of high school and played both DT and OT during his junior and senior seasons
- Earned second-team All-Metro honors on the basketball court, averaging 15.5 points and 10.6 rebounds per game as a senior
- Spent one year playing football at Hargrave Military Academy in Chatham, Va. in 2004

BRANDON ALLEN

10

BRANDON ALLEN

QUARTERBACK
6-2 214 LBS.
ARKANSAS
BORN SEPTEMBER 5, 1992
FAYETTEVILLE, ARKANSAS
ACQ: 6TH ROUND OF 2016 DRAFT (201ST)
EXP: 1ST YEAR



TRANSACTIONS

• Originally drafted by Jacksonville in the sixth round (201st overall) of the 2016 NFL Draft on choice obtained from Pittsburgh for PK Josh Scobee

PRO (Games played/started - 0/0)

• Inactive for all 16 regular season games in 2016

2016 (w/ JAX - 0/0)

- 9/11 vs. G.B.: Inactive
- 9/18 at S.D.: Inactive
- 9/25 vs. BAL: Inactive
- 10/2 vs. IND: Inactive
- 10/16 at CHI: Inactive
- 10/23 vs. OAK: Inactive
- 10/27 at TEN: Inactive
- 11/6 at K.C.: Inactive
- 11/13 vs. HOU: Inactive
- 11/20 at DET: Inactive
- 11/27 at BUF: Inactive
- 12/4 vs. DEN: Inactive
- 12/11 vs. MIN: Inactive
- 12/18 at HOU: Inactive
- 12/24 vs. TEN: Inactive
- 1/1 at IND: Inactive

COLLEGE (at Arkansas, 2013-15)

- Totaled 7,463 passing yards, which ranks third in program history
- Made 38 career starts at QB, including his final 34 games - the longest streak for an Arkansas QB since joining the SEC in 1992
- Finished second in program history in pass completions (583), second in attempts (1,016) and third in completion percentage (57.4)
- His 64 career passing TDs is a school record
- Graduated in 2014 with a degree in recreation and sport management
- Named to the Razorback Honor Roll for the fall of 2011 and 2012 and the SEC Fall Academic Honor Roll in 2012, 2013 and 2014

PERSONAL

- Attended Fayetteville (Ark.) High School
- Joined the Razorbacks football program rated as the fifth-best pro-style quarterback in the nation, according to Rivals.com and the No. 3 prospect in the state by HawgSports.com
- Honored with the Landers Award, given annually to the top prep football player in the state of Arkansas
- Led Fayetteville High School to the Arkansas Class 7A state title game in 2010, finishing the season with a 10-4 record
- Threw for 3,408 yards and 38 TDs as a senior, going the entire regular season without throwing an INT
- Son of Bobby, the Razorbacks' director of high school and NFL relations, and Marcela Allen
- Younger brother, Austin, is a junior quarterback at Arkansas
- Twitter handle is @BrandonAllen_10

REGULAR SEASON CAREER STATISTICS

PASSING

YEAR	TEAM	P/S	COMP	ATT	PCT	YDS	AVG	TD	INT	SK	RTG
2016	JAX	0/0	0	0	0.00	0	0.0	0	0	0	0
NFL totals: 1 yr.		0/0	0	0	0.0	0	0.0	0	0	0	0

RUSHING

YEAR	TEAM	W-L	ATT	YDS	AVG	TD
2016	JAX	0-0	0	0	0.0	0
NFL totals: 1 yr.		0-0	0	0	0.0	0

2016 GAME-BY-GAME STATISTICS

PASSING

DATE	OPP	P/S	COMP	ATT	PCT	YDS	AVG	TD	INT	SK	RTG
09/11	vs. G.B.					ina					
09/18	at S.D.					ina					
09/25	vs. BAL					ina					
10/02	vs. IND					ina					
		BYE WEEK									
10/16	at CHI					ina					
10/23	vs. OAK					ina					
10/27	at TEN					ina					
11/06	at K.C.					ina					
11/13	vs. HOU					ina					
11/20	at DET					ina					
11/27	at BUF					ina					
12/04	vs. DEN					ina					
12/11	vs. MIN					ina					
12/18	at HOU					ina					
12/24	vs. TEN					ina					
01/01	at IND					ina					

2016 totals:

RUSHING

DATE	OPP	W/L	ATT	YDS	AVG	TD
09/11	vs. G.B.			ina		
09/18	at S.D.			ina		
09/25	vs. BAL			ina		
10/02	vs. IND			ina		
		BYE WEEK				
10/16	at CHI			ina		
10/23	vs. OAK			ina		
10/27	at TEN			ina		
11/06	at K.C.			ina		
11/13	vs. HOU			ina		
11/20	at DET			ina		
11/27	at BUF			ina		
12/04	vs. DEN			ina		
12/11	vs. MIN			ina		
12/18	at HOU			ina		
12/24	vs. TEN			ina		
01/01	at IND			ina		

2016 totals:

ARRELIOUS BENN

17 ARRELIOUS BENN

WIDE RECEIVER
6-2 228 LBS.
ILLINOIS
BORN SEPTEMBER 8, 1988
WASHINGTON, D.C.
ACQ: FREE AGENT 2015
EXP: 7TH YEAR



TRANSACTIONS

Originally drafted by Tampa Bay in the second round (39th overall) of the 2010 draft ... Traded to Philadelphia on 3/15/13 ... Waived on 5/16/14 ... Signed by Philadelphia as a free agent on 5/19/14 ... Waived on 9/6/14 ... Signed by Jacksonville as a free agent on 1/5/15 ... Placed on injured reserve on 8/24/15 ... Released on 9/3/16 ... Signed on 9/4/16.

PRO (Games played/started - 52/25)

• Seventh-year WR has spent time in Tampa Bay, Philadelphia, Tampa Bay and Jacksonville

2016 (w/ JAX - 15/0)

- **9/11 vs. G.B.:** Made his Jaguars debut and made one special teams tackle
- **9/18 at S.D.:** Had one reception for nine yards and played on special teams
- **9/25 vs. BAL:** Played 21 snaps on special teams
- **10/2 vs. IND:** Posted one reception for one yard ... Played 20 snaps on special teams and made one special teams tackle
- **10/16 at CHI:** Posted the game-winning 51-yard touchdown reception with 2:58 remaining in the fourth quarter
- **10/23 vs. OAK:** Had one reception for for 39 yards, his second consecutive game with a reception of 25+ yards
- **10/27 at TEN:** Saw action at WR and on special teams
- **11/6 at K.C.:** Had one reception for 16 yards
- **11/13 vs. HOU:** Saw action at WR and on special teams
- **11/20 at DET:** Saw action on special teams
- **11/27 at BUF:** Saw action at WR and on special teams
- **12/4 vs. DEN:** Saw action at WR and on special teams
- **12/11 vs. MIN:** Saw action at WR and on special teams in his 50th career game
- **12/18 at HOU:** Saw action at WR and on special teams, making one special teams tackle
- **12/24 vs. TEN:** Inactive (concussion)
- **1/1 at IND:** Saw action at WR and on special teams

2015 (w/ JAX - IR)

Spent training camp and preseason with Jacksonville and was placed on injured reserve on Sept. 6

2014 (w/ PHI - IR)

Spent preseason with Philadelphia and was placed on injured reserve on Aug. 29 and received an injury settlement on Sept. 6

2013 (w/ PHI - IR)

Missed the entire season with an ACL injury suffered in training camp

2012 (w/ T.B. - 8/1)

Played in eight games with one start in his final season with Tampa Bay ... Totaled four receptions for 26 yards, three rushes for 16 yards and 13 kickoff returns for 23.5-yard average ... Missed the final half of the season after being placed on injured reserve with shoulder and knee injuries

2011 (w/ T.B. - 14/14)

Started all 14 games played and produced a career-high 30 receptions for 441 yards and three TDs

- **10/16 vs. N.O.:** Registered a season-high 83 yards on three receptions including a 65-yard TD catch
- **11/20 at G.B.:** Recorded a season-high two catches of 25-plus yards and finished with 75 yards on five receptions

2010 (w/ T.B. - 15/9)

• Played in 15 games with nine starts as a rookie

• Registered 25 receptions for 395 yards and two TDs along with 35 yards on six carries

- **9/12 vs. CLE:** Made NFL debut
- **11/7 vs. ATL:** Scored his first career TD (13 yards)
- **12/12 at WAS:** Had a career-high 122 yards on four receptions and his only career 100-yard receiving game including a career-long 64-yard catch

COLLEGE (at Illinois, 2007-09)

- Three-year letterman at Illinois
- Declared for the draft following his junior season

- Ranked fourth in school history with 3,613 all-purpose yards
- Finished his career with 159 receptions for 2,221 yards and seven TDs
- Saw action as a true freshman and earned Big Ten Freshman of the Year honors

PERSONAL

- Attended Dunbar High School in Washington, D.C.
- Named USA Today first-team All-American and was also a Parade All-American Five-star player by Rivals.com and ranked as the No. 2 WR in the country by Rivals.com
- Son of Denise Benn

REGULAR SEASON CAREER STATISTICS							
YEAR	TEAM	GP/GS	RECs	YDS	AVG.	LG	TD
2010	T.B.	15/9	25	395	15.8	64	2
2011	T.B.	14/14	30	441	14.7	65t	3
2012	T.B.	8/1	4	26	6.5	9	0
2016	JAX	15/0	5	116	23.2	51t	1
NFL totals: 6 yrs.		52/25	64	978	15.3	65t	6

Additional statistics: 15 rushes for 44 yards (2.9 avg.)

CAREER HIGHS		
	GAME	SEASON
Receptions:	5 (11/20/11 at G.B.)	30 (2011)
Receiving yards:	122 (12/12/10 at WAS)	441 (2011)
Receiving touchdowns:	1 (six times, last: 10/16/16 at CHI)	3 (2011)

2016 GAME-BY-GAME STATISTICS							
DATE	OPP	RECs	YDS	AVG.	LG	TD	
09/11	vs. Green Bay	0	0	0.0	0	0	
09/18	at San Diego	1	9	9.0	9	0	
09/25	vs. Baltimore	0	0	0.0	0	0	
10/02	vs. Indianapolis	1	1	1.0	1	0	
BYE WEEK							
10/16	at Chicago	1	51	51.0	51t	1	
10/23	vs. Oakland	1	39	39.0	39	0	
10/27	at Tennessee	0	0	0.0	0	0	
11/06	at Kansas City	1	16	16.0	16	0	
11/13	vs. Houston	0	0	0.0	0	0	
11/20	at Detroit	0	0	0.0	0	0	
11/27	at Buffalo	0	0	0.0	0	0	
12/04	vs. Denver	0	0	0.0	0	0	
12/11	vs. Minnesota	0	0	0.0	0	0	
12/18	at Houston	0	0	0.0	0	0	
12/24	vs. Tennessee	ina					
01/01	at Indianapolis	0	0	0.0	0	0	
2016 totals:		5	116	23.2	51t	1	

Additional statistics: Three special teams tackles; 16-yard kickoff return on 11/13 vs. HOU

2012 GAME-BY-GAME STATISTICS							
DATE	GAME	RECs	YDS	AVG.	LG	TD	
09/09	vs. Carolina			ina			
09/16	at N.Y. Giants	0	0	0.0	0	0	
09/23	at Dallas	1	8	8.0	8	0	
09/30	vs. Washington	3	18	6.0	9	0	
BYE WEEK							
10/14	vs. Kansas City	0	0	0.0	0	0	
10/21	vs. New Orleans	0	0	0.0	0	0	
10/25	at Minnesota	0	0	0.0	0	0	
11/04	at Oakland	0	0	0.0	0	0	
11/11	vs. San Diego			ina			
11/18	at Carolina	0	0	0.0	0	0	
11/25	vs. Atlanta			IR			
12/02	at Denver			IR			
12/09	vs. Philadelphia			IR			
12/16	at New Orleans			IR			
12/23	vs. St. Louis			IR			
12/30	at Atlanta			IR			
2012 totals:		4	26	6.5	9	0	

Additional statistics: three rushes for 16 yards (5.3 avg.); three kick returns for 16 yards (5.3 avg.)

ARRELIOUS BENN



2011 GAME-BY-GAME STATISTICS

DATE	GAME	RECS	YDS	AVG.	LG	TD
09/11	vs. Detroit	4	27	6.8	10	0
09/18	at Minnesota	1	25	25.0	25T	1
09/25	vs. Atlanta	3	19	6.3	13	0
10/03	vs. Indianapolis	1	43	43.0	43	0
10/09	at San Francisco	3	46	15.3	33	0
10/16	vs. New Orleans	3	83	27.7	65T	1
10/23	vs. Chicago	0	0	0.0	0	0
	BYE WEEK					
11/06	at New Orleans	2	22	11.0	16	0
11/13	vs. Houston	2	47	23.5	33	0
11/20	at Green Bay	5	75	15.0	37	0
11/27	at Tennessee	1	-3	-3.0	-3	0
12/04	vs. Carolina	3	46	15.3	38	0
12/11	at Jacksonville	1	7	7.0	7	0
12/17	vs. Dallas			ina		
12/24	at Carolina	1	4	4.0	4T	1
12/30	at Atlanta			IR		
2011 totals:		30	441	14.7	65	3

Additional statistics: six rushes for -7 yards (-1.2 avg.)



2010 GAME-BY-GAME STATISTICS

DATE	GAME	RECS	YDS	AVG.	LG	TD
09/12	vs. Cleveland	0	0	0.0	0	0
09/19	at Carolina	0	0	0.0	0	0
09/26	vs. Pittsburgh	3	33	11.0	13	0
	BYE WEEK					
10/10	at Cincinnati	2	25	12.5	18	0
10/17	vs. New Orleans	1	9	9.0	9	0
10/24	vs. St. Louis	1	9	9.0	9	0
10/31	at Arizona	1	53	53.0	53	0
11/07	at Atlanta	1	14	14.0	14T	1
11/14	vs. Carolina	2	29	14.5	21	1
11/21	at San Francisco	2	14	7.0	7	0
11/28	at Baltimore	3	9	3.0	9	0
12/05	vs. Atlanta	1	28	28.0	28	0
12/12	at Washington	4	122	30.5	64	0
12/19	vs. Detroit	3	34	11.3	13	0
12/26	vs. Seattle	1	16	16.0	16	0
2010 totals:		25	395	15.8	64	2

Additional statistics: six rushes for 25 yards (5.8 avg.)

MICHAEL BENNETT

96 MICHAEL BENNETT

DEFENSIVE TACKLE

6-2 287 LBS.

OHIO STATE

BORN FEBRUARY 24, 1993

CENTERVILLE, OHIO

ACQ: 6TH ROUND OF 2015 DRAFT (180TH)

EXP: 3RD YEAR



TRANSACTIONS

Originally drafted by Jacksonville in the sixth round (180th overall) of the 2015 NFL draft on 5/2/15 ... Placed on injured reserve on 9/2/16

PRO (Games played/started - 13/0)

• Played in 13 games during his rookie season and has amassed 10 tackles (seven solo), one tackle for loss and 0.5 sacks

2016 (w/ JAX - IR)

• Spent the season on injured reserve

2015 (w/ JAX - 13/0)

- Saw action in 13 games as part of the team's DL rotation
- Totaled 10 tackles (seven solo), including one tackle for loss and 0.5 sacks
 - **9/13 vs. CAR:** Recorded one tackle in NFL debut
 - **10/11 at T.B.:** Played at DT, recording two tackles (two solo), and was active on special teams
 - **10/18 vs. HOU:** Saw action at DT and on special teams, recording two tackles and was credited with his first career 0.5 sacks
 - **12/13 vs. IND:** Saw action at DT, making two tackles (two solo), and on special teams
 - **12/20 vs. ATL:** Saw action at DT, making one tackle (one solo) and his first career tackle for loss, and on special teams

COLLEGE (at Ohio State, 2011-14)

- Played in 49 career games with 28 starts
- Recorded 110 career tackles and 31.5 TFLs
- His 18 career QB sacks is tied for eighth all-time at Ohio State

PERSONAL

- Attended Centerville High School
- First-team Division I All-Ohio performer
- Played in the U.S. Army All-American Bowl
- Two-time GWOC player of the year
- Also competed in track and field
- Son of Connie and Mike Bennett who each graduated from the U.S. Military Academy at West Point
- Twitter handle is @mike96bennett

REGULAR SEASON CAREER STATISTICS

YEAR	TEAM	GP/GS	TKL	SOLO	ASST	ST	SACKS	FF	FR	PD	TFL
2015	JAX	13/0	10	7	3	0	0.5	0	0	0	1
2016	JAX					IR					
NFL totals: 1 yr.		13/0	10	7	3	0	0.5	0	0	0	1

CAREER HIGHS

	GAME	SEASON
Tackles:	2 (three times, last: 12/13/15 vs. IND)	10 (2015)
Sacks:	0.5 (10/18/15 vs. HOU)	0.5 (2015)
Tackles for loss:	1 (12/20/15 vs. ATL)	1 (2015)

2015 GAME-BY-GAME STATISTICS

DATE	OPP	TKL	SOLO	ASST	ST	SACKS	FF	FR	PD	TFL	
09/13	vs. Carolina	1	0	1	0	0.0	0	0	0	0	
09/20	vs. Miami	0	0	0	0	0.0	0	0	0	0	
09/27	at New England	0	0	0	0	0.0	0	0	0	0	
10/04	at Indianapolis	0	0	0	0	0.0	0	0	0	0	
10/11	at Tampa Bay	2	2	0	0	0.0	0	0	0	0	
10/18	vs. Houston	2	0	2	0	0.5	0	0	0	0	
10/25	vs. Buffalo	0	0	0	0	0.0	0	0	0	0	
BYE WEEK											
11/08	at N.Y. Jets	1	1	0	0	0.0	0	0	0	0	
11/15	at Baltimore					ina					
11/19	vs. Tennessee					ina					
11/29	vs. San Diego					ina					
12/06	at Tennessee	0	0	0	0	0.0	0	0	0	0	
12/13	vs. Indianapolis	2	2	0	0	0.0	0	0	0	0	
12/20	vs. Atlanta	1	1	0	0	0.0	0	0	0	1	
12/27	at New Orleans	1	1	0	0	0.0	0	0	0	0	
01/03	at Houston	0	0	0	0	0.0	0	0	0	0	
2015 totals:		10	7	3	0	0.5	0	0	0	1	

TOMMY BOHANON

40 TOMMY BOHANON

FULLBACK

6-1 246 LBS


WAKE FOREST

BORN SEPTEMBER 10, 1990

NORTH FORT MYERS, FLORIDA

ACQ: FREE AGENT 2017

EXP: 4TH YEAR



TRANSACTIONS

Originally drafted in the seventh round (215th overall) by the N.Y. Jets in 2013 ... Released on 9/3/16 ... Signed by Jacksonville on 4/17/17

PRO (Games played/started - 36/14)

- Has played in 36 games with 14 starts over three seasons with the N.Y. Jets (2013-15)

2015 (w/ NYJ - 16/4)

- Played in all 16 games with four starts
- Tallied two rushes for two yards and four receptions for 56 yards (14.0 rec. avg.)
- Added eight special teams tackles

2014 (w/ NYJ - 4/2)

- Saw action in four games with two starts
- Totaled one rushing attempt for three yards and two receptions for 30 yards

2013 (w/ NYJ - 16/4)

- Played in all 16 games with eight starts during his rookie season
- Tallied 17 rushes for 62 yards and 11 receptions for 69 yards

COLLEGE (at Wake Forest, 2009-12)

- In four seasons as a Deamon Deacon, started 22 of 49 games and rushed for 160 yards on 50 carries with three TDs
- Also caught 51 passes for 405 yards (7.9 rec. avg.) and seven TDs
- As a senior, started all 12 games and caught 23 passes for 208 yards (9.0 rec. avg.) with five TDs

PERSONAL

- Three-time All-District, All-Conference and All-Area performer accumulated more than 1,500 yards and 18 TDs during his career at North Fort Myers (Fla.) High School
- Named team MVP as a senior, after rushing 50 times for 193 yards and four TDs
- Also lettered in track and baseball
- Played in college with Jaguars Special Assistant to the General Manager **John Idzik's** son, Brad Idzik

REGULAR SEASON CAREER STATISTICS

YEAR	TEAM	GP/GS	NO	RUSHING				RECEIVING				
				YDS	AVG	LG	TD	NO	YDS	AVG	LG	TD
2013	NYJ	16/8	17	62	3.6	8	0	11	69	6.3	21	0
2014	NYJ	4/2	1	3	3.0	3	0	2	30	15.0	16	0
2015	NYG	16/4	2	2	2.0	2	0	4	56	14.0	23	0
NFL totals: 3 yrs. 36/14			20	67	3.4	8	0	17	155	9.1	23	0

BLAKE BORTLES

5

BLAKE BORTLES

QUARTERBACK

6-5 236 LBS


CENTRAL FLORIDA

BORN APRIL 28, 1992

OVIDO, FLORIDA

ACQ: 1ST ROUND OF 2014 DRAFT (3RD)

EXP: 4TH YEAR



TRANSACTIONS

Originally drafted by Jacksonville in the first round (3rd overall) of the 2014 draft

PRO (Games played/started - 46/45)

• Ranks third in career passing yards (11,241), pass attempts (1,706), pass completions (1,003), passing touchdowns (69) and completion percentage (58.7) in franchise history
• The first player in franchise history to have multiple games with four-plus passing TDs (three games)

2016 (w/ JAX - 16/16)

Completed 368 of 625 passes, both being single-season franchise records, for 3,905 yards, 23 TDs and 16 INTs for a 78.8 passer rating ... Marked his second consecutive season with more than 3,500 passing yards and 20 TDs, the first player in franchise history to achieve this feat ... Threw his 1,000th career completion against Indianapolis in Week 17 to become the sixth-fastest player in NFL history ... Was one of two players (ATL's Matt Ryan) in the league responsible for a TD (passing/rushing/receiving) in every game

- **9/11 vs. G.B.:** Completed 24-of-39 passes (61.5 comp. pct.) for 320 yards, one TD and one INT for an 85.4 passer rating ... His 187 first-half passing yards were most for his career ... His 320 yards are the most by a Jaguars QB on kickoff weekend in franchise history
- **9/18 at S.D.:** Completed 31-of-50 passes (62.0 comp. pct.) for 329 yards, two TDs and two INTs for a 77.8 passer rating
- **9/25 vs. BAL:** Completed 24-of-38 passes (63.2 comp. pct.) for 194 yards, two TDs and three INTs for a 60.6 passer rating ... Eclipsed 50 career passing TDs in his 33rd career game, becoming the fastest Jaguars QB to 50 career passing TDs, surpassing the previous mark set by **Mark Brunell** (41 games)
- **10/2 vs. IND:** Completed 19-of-33 passes (57.6 comp. pct.) for 207 yards and two TDs ... Posted a season-best 96.4 passer rating ... Rushed seven times for 36 yards and his third career rushing TD
- **10/16 at CHI:** Completed 20 of 33 passes (60.6 comp. pct.) for 271 yards, one TD and one INT for an 84.3 passer rating ... Trailing 16-10 with 3:18 remaining in the fourth quarter, Bortles engineered a four-play, 78-yard drive that culminated in a 51-yard TD pass to WR **Arrelious Benn** with 2:58 remaining ... The victory marked Bortles' fifth come-from-behind fourth-quarter victory
- **10/23 vs. OAK:** Accounted for 279 yards of offense, completing 23 of 42 passes (53.5 comp. pct.) for 246 yards, one TD and two INTs for a 58.9 passer rating, as well as rushing for 33 yards on five carries
- **10/27 at TEN:** Completed 33-for-54 passes (61.1 comp. pct.) for 337 yards and three TDs for a 97.5 passer rating
- **11/6 at K.C.:** Completed 22-for-41 passes (53.7 comp. pct.) for 252 yards, two TDs and one INT
- **11/13 vs. HOU:** Completed 32-of-49 passes (65.3 comp. pct.) for 265 yards, two TDs and one INT for an 84.1 passer rating
- **11/20 at DET:** Completed 22-of-35 passes (62.9 comp. pct.) for 202 yards, two TDs and two INTs
- **11/27 at BUF:** Completed 13-of-26 passes (50.0 comp. pct.) for 126 yards and two TDs ... Ran for a career-high, team-high 81 yards
- **12/4 vs. DEN:** Completed 19-of-42 passes (45.2 comp. pct.) for 181 yards and two INTs ... Rushed two times for 29 yards, including a 22-yard TD run
- **12/11 vs. MIN:** Completed 23-of-37 passes (62.2 comp. pct.) for 257 yards and one TD for a 91.8 passer rating ... Rushed three times for 13 yards
- **12/18 at HOU:** Completed 12-of-28 passes for 92 yards and one INT ... Rushed two times for one TD
- **12/24 vs. TEN:** Completed 26-of-38 passes for 325 yards and one TD ... His 103.5 passer rating was a season-high and his best mark since he posted a 124.5 passer rating at New Orleans on Dec. 27, 2015 ... Also had a receiving TD on a throw-back pass from WR **Marqise Lee**, becoming the first player in NFL history to record 300-plus passing yards and at least one receiving TD
- **1/1 at IND:** Completed 25-of-39 passes for 301 yards, one touchdown and posted a 96.2 passer rating ... Threw for 300+ yards in back-to-back games for the second time this season and for the fourth time in his career

2015 (w/ JAX - 16/16)

Completed 355 of 606 passes (58.6 comp. pct.) for 4,428, 35 TDs and 18 INTs for an 88.2 passer rating ... Set single-season franchise records for yards, completions, attempts and touchdowns ... Threw a TD in 15 straight games from 9/13/15 to 12/27/15, the longest streak in franchise history ... Threw for the NFL's second-most

passing TDs (35) in 2015, behind only New England's **Tom Brady** ... Joins **Dan Marino** (1984) as the only first- or second-year QBs in NFL history to throw for 4,400-plus yards and 35-plus TDs in a single season ... Became the youngest QB in NFL history to throw for 4,000-plus yards and 35-plus TDs and rush for 300-plus yards in a season. ... The only other players in NFL history to achieve the feat are **Daunte Culpepper** (2004) and **Steve Young** (1998) ... Finished the season with 72 completions of 20-plus yards, the most in the NFL and the most in a season in Jaguars history (the previous record for completions of 20-plus yards by a Jaguars QB was 44, set by **Mark Brunell** in 1997 and 2001 and **David Garrard** in 2004) ... Threw for 300-plus yards on six occasions in 2015, tied for the most 300-yard passing games by a Jaguars QB in a single season ... Youngest QB in NFL history to throw for at least 25 TDs and rush for at least one TD in a single season

- **9/13 vs. CAR:** Became the second QB in franchise history to start on opening day before turning 24 years old ... Completed 22-of-40 for 183 yards and 1 TD, while also rushing four times for 26 yards (6.5 rush avg.) ... Surpassed 3,000 career passing yards on a 6-yard TD completion to **Rashad Greene** in the second quarter ... His 22 completions are tied for the seventh-most in a season opener in franchise history
- **9/20 vs. MIA:** Completed 18-of-33 for 273 yards and two TDs ... Captained his second career fourth-quarter game-winning drive, marching the Jaguars 66 yards on nine plays to set up K **Jason Myers'** game-winning 28-yard FG with :40 left
- **10/4 at IND:** Completed 28-of-50 passes (56.0 comp. pct.) for 298 yards and one TD for an 80.2 passer rating ... The 50 pass attempts by Bortles were the most of his career and the fifth-most in franchise history ... Joins **Byron Leftwich** (54), **Mark Brunell** (52, 50) and **Chad Henne** (51, 51) as the only players in Jaguars history to register 50-plus pass attempts in a single game
- **10/11 at T.B.:** Completed 23-of-33 passes (69.7 comp. pct.) for 303 yards, four TDs and one INT ... First time in Bortles' 19-game career that he threw three or more touchdowns ... Bortles joins **Mark Brunell** (11/29/98), **David Garrard** (10/31/10), **Quinn Gray** (12/30/07) and **Chad Henne** (11/18/12) as the only Jaguars quarterbacks to throw for four touchdowns in a single game
- **10/18 vs. HOU:** Completed 30-of-53 passes for 331 yards, three TDs and three INTs ... His 53 pass attempts were the second-most in franchise history and most since **Byron Leftwich** recorded 54 on 10/10/04 at San Diego ... Has thrown for 300+ yards in back-to-back games for the first time in his career
- **10/25 vs. BUF:** Completed 13-of-29 passes for 182 yards, 2 TDs and one INT ... Threw a 31-yard game-winning touchdown pass to WR **Allen Hurns** with 2:25 remaining in the fourth quarter
- **11/8 at NYJ:** Completed 24 of 40 passes for a career-high 381 yards, two TDs and two INTs ... 381 passing yards were fourth-most in franchise history ... Joins **Mark Brunell** as the only QBs in franchise history to throw for 375-plus yards in a single game ... Has thrown for two-plus touchdowns in four consecutive games, tying the franchise record for most consecutive games with two-plus passing TDs (**Chad Henne** in 2013 and **David Garrard** in 2007)
- **11/19 vs. TEN:** Completed 21 of 30 passes for 242 yards, one TD and one INT for a 91.2 passer rating ... His fourth-quarter TD pass to **Julius Thomas** was his 20th of the season, placing him with **David Garrard** (23 in 2010) and **Mark Brunell** (20 in 1998 and 2000) as the only QBs in Jaguars history to throw for 20-plus TD passes in a season
- **11/29 vs. S.D.:** Completed 30-of-49 passes for 329 yards, two TDs and one INT ... The fourth game with at least 300 passing yards and two passing TDs in 2015, the most such games ever in Jaguars single-season history
- **12/6 at TEN:** Completed 24-of-36 passes for 322 yards and a career-high five TDs ... Became the youngest player in NFL history to throw for 320-plus yards, five-plus TDs and zero INTs in a single game ... His five TDs is the most by a Jaguars QB in a single game ... Joins **Dan Marino** (22, 1984) and **Matthew Stafford** (23, 2011) as the only QBs age 23-or-younger in NFL history to throw for 27 or more TDs through the first 12 games of the season ... Tallied a career-high 134.5 passer rating
- **12/13 vs. IND:** Completed 16 of 30 passes (58.3 completion pct.) for 250 yards and three TDs for a 114.6 passer rating ... Joins **Dan Marino** (36, 1984) and **Kurt Warner** (34, 1999) as the only first- or second-year QBs to throw for 30-plus passing TDs through 13 games in a season ... Bortles (23) and **Marino** (22) are the only players age 23-or-younger to throw for 30-plus TDs through 13 games in a season ... Bortles' fourth career game with a passer rating of 100-plus and his fourth career game with three-plus passing TDs ... Has become the first player in Jaguars history to throw for three-plus TDs and zero INTs in back-to-back games
- **12/27 at N.O.:** Completed 27-of-35 passes (77.1 comp. percentage) for 368 yards, four TDs and two INTs for a passer rating of 124.5, his third highest of the season ... Bortles' 77.1 comp. percentage was the second-highest in his NFL career ... In the second half, completed 18-of-21 passes (85.7 comp. percentage) for 288 yards, three TDs and zero INTs for a perfect 158.3 passer rating

2014 (w/ JAX - 14/13)

Set franchise single-season records for a rookie with 2,908 passing yards and 280 completions while throwing for 11 TDs ... Led all NFL QBs with a 7.48 average per rush, rushing 56 times for 419 yards ... Marked the highest single-season rushing average by a QB in team history and his 419 rushing yards were second-most in team history (480, **Mark Brunell**, 1995) ... Finished with 37 completions of 20-plus yards ... Became 16th QB in Jaguars history to start a game and was one of seven rookie QBs to make their NFL debut in 2014 ... Took over as the team's starting QB in Week 4 and started the final 13 games ... Was 280 of 475 passing for 2,908 yards with 11 TDs/17 INTs and 69.5 rating ... Had 21 completions of 25-plus yards ... Rushed for 419 yards on 56 carries (7.48 avg.), the highest average by a NFL QB and second-most rushing

BLAKE BORTLES

including 20-yard rush ... Engineered the offense to 289 yards in the second half after the club managed only 55 yards in the first half

- **9/28 at SD:** Made first career start and totaled 29 of 37 passing for 254 yards with one TD and two INTs for an 81.7 passer rating ... Completed 78.4 percent of his passes, the highest in NFL history for a rookie quarterback in his first career start with a minimum 30 attempts ... Hooked up with TE **Nic Jacobs** for a two-yard score in the second quarter ... Had five carries for 24 yards ... His 29 completions set single-game franchise record by a rookie and his completions, attempts and yards were most by a Jaguars rookie QB in first career start

- **10/5 vs. PIT:** Started at QB for first time at home and was 22 of 36 passing for 191 yards with two INTs for a 52.0 rating

- **10/12 at TEN:** Threw for 336 yards and one TD on 32 of 46 passing (69.6 pct.), tying **Byron Leftwich** (10/5/03 vs. San Diego) for most passing yards by a rookie in team history ... His 46 attempts and 32 completions were the most in franchise history by a rookie ... Had a 59-yard completion to TE **Clay Harbor** and hooked up with Harbor for a 20-yard TD pass in the fourth quarter ... Marked first AFC South start ... Led team in rushing with five carries for 38 yards

- **10/19 vs. CLE:** Was 17 of 31 passing for 159 yards with one TD and 3 INTs ... Had 31-yard TD pass to WR **Allen Robinson** in the second quarter ... Added five carries for 37 yards with a long of 18 yards. Had four completions of 20-plus yards

- **10/26 vs. MIA:** Threw for 221 yards and one TD on 18 of 34 passing ... Had two INTs, both returned for scores ... Hooked up with **Allen Robinson** for a 48-yard TD in the fourth quarter

- **11/2 at CIN:** Posted a career-best 96.4 rating on 22 of 33 passing (66.7 pct.) with two TDs and one INT ... Had TD passes to **Allen Hurns** of 40 and 18 yards

- **11/9 vs. DAL:** Completed 22 of 37 passes for 290 yards with one INT for a 73.0 rating ... Had four completions of 20-plus yards including a 53-yard pass to WR **Cecil Shorts**

- **11/23 at IND:** Threw for 146 yards on 15 of 27 passing

- **11/30 vs. NYG:** Completed 21 of 35 passes for 194 yards with one TD for an 84.7 rating ... Had first career fourth-quarter comeback win, leading team on a 11-play, 70-yard drive that culminated with a **Josh Scobee** FG ... Had a 30-yard TD pass to **Marqise Lee** in the third quarter and finished with four completions of 20-plus yards ... Added a career-high 68 rushing yards on five carries including a 29-yard rush ... Became only the third starting rookie quarterback to lead his team to a comeback win of 21 or more points since at least 1970

- **12/7 vs. HOU:** Was 20 of 39 passing for 205 yards with one TD for a 64.6 rating ... Had a four-yard TD pass to **Allen Hurns** in the first quarter, his first career TD pass in the first quarter ... Had three completions of 20-plus yards

- **12/14 at BAL:** Had three completions of 20-plus yards and finished 21 of 37 passing for 210 yards with one INT for a 61.8 rating

- **12/18 vs. TEN:** Earned first career division win, throwing for 115 yards and one TD ... Had a 34-yard completion to **Marqise Lee** in the third quarter ... Had five carries for 50 yards with runs of 19, 15 and 13 yards

- **12/28 at HOU:** Threw for 117 yards in season-finale on 14 of 33 passing and led team with 61 yards on three carries (20.3 avg.) ... Had a 34-yard rush in the fourth quarter, his longest rush of his career ... Set single-season franchise-record for passing yards by a rookie with 2,908

COLLEGE (at Central Florida, 2011-13)

- Played in 37 games with 30 starts
- Declared for the NFL Draft following his junior season
- Compiled a 22-5 record as a starter
- Career totals included 585 of 891 passing for 7,598 yards with 56 TDs/19 INT
- Ranked fourth in school history for passing yards and TDs
- As a junior, finished 259 of 382 passing (67.8 pct.) for 3,581 yards with 25 TDs/9 INTs and led team to a 12-1 mark and a Fiesta Bowl win
- Named MVP of the Fiesta Bowl with a win over Baylor, throwing for 301 yards and three TDs
- Majored in Interpersonal/Organizational Communication and minored in Sports and Fitness

PERSONAL

- Attended Oviedo High School where he finished his career by setting Seminole County records with 5,576 yards and 53 TDs
- Captured MVP award at the Central Florida All-Star game following senior year
- Also lettered in baseball
- His brother, Colby, plays baseball for the Detroit Tigers
- Son of Suzy and Rob Bortles
- Twitter handle is @BBortles5

REGULAR SEASON CAREER STATISTICS

PASSING

YEAR	TEAM	P/S	COMP	ATT	PCT	YDS	AVG	TD	INT	SK	RTG
2014	JAX	14/13	280	475	58.9	2,908	6.1	11	17	55	69.5
2015	JAX	16/16	355	606	58.6	4,428#	7.3	35#	18	51	88.2
2016	JAX	16/16	368#	625#	58.9	3,905	6.2	23	16	34	78.8
NFL totals: 3 yrs.		46/45	1,003	1,706	58.8	11,241	6.6	69	51	140	79.6

single-season franchise record

RUSHING

YEAR	TEAM	W-L*	ATT	YDS	AVG	TD
2014	JAX	3-10	56	419	7.5	0
2015	JAX	5-11	52	310	6.0	2
2016	JAX	3-13	58	359	6.2	3
NFL totals: 3 yrs.		11-34	166	1,088	6.6	5

* games started

CAREER HIGHS

	GAME	SEASON
Passing completions:	33 (10/27/16 at TEN)	368 (2016)
Passing attempts:	54 (10/27/16 at TEN)	625 (2016)
Passing percentage:	78.4 (9/28/14 at S.D.)	58.9 (2016)
Passing yards:	381 (11/8/15 at NYJ)	4,428 (2015)
Passing touchdowns:	5 (12/6/15 at TEN)	35 (2015)
Passer rating:	134.5 (12/6/15 at TEN)	88.2 (2015)
Rushing attempts:	6 (three times, last: 12/20/15 vs. ATL)	58 (2016)
Rushing yards:	81 (11/27/16 at BUF)	419 (2014)
Rushing touchdowns:	1 (five times, last: 12/18/16 at HOU)	3 (2016)

2016 GAME-BY-GAME STATISTICS

PASSING

DATE	OPP	P/S	COMP	ATT	PCT	YDS	AVG	TD	INT	SK	RTG
09/11	vs. G.B.	1/1	24	39	61.5	320	8.2	1	1	3	85.4
09/18	at S.D.	1/1	31	50	62.0	329	6.6	2	2	2	77.8
09/25	vs. BAL	1/1	24	38	63.2	194	5.1	2	3	4	60.6
10/02	vs. IND	1/1	19	33	57.6	207	6.3	2	0	3	96.4
BYE WEEK											
10/16	at CHI	1/1	20	33	60.6	271	8.2	1	1	2	84.3
10/23	vs. OAK	1/1	23	43	53.5	246	5.7	1	2	1	58.9
10/27	at TEN	1/1	33	54	61.1	337	6.2	3	0	2	97.5
11/06	at K.C.	1/1	22	41	53.7	252	6.1	2	1	2	78.5
11/13	vs. HOU	1/1	32	49	65.3	265	5.4	2	1	2	84.1
11/20	at DET	1/1	22	35	62.9	202	5.8	2	2	0	73.8
11/27	at BUF	1/1	13	26	50.0	126	4.9	2	0	2	89.6
12/04	vs. DEN	1/1	19	42	45.2	181	4.3	0	2	1	37.9
12/11	vs. MIN	1/1	23	37	62.2	257	6.9	1	0	4	91.8
12/18	at HOU	1/1	12	28	42.9	92	3.3	0	1	2	36.6
12/24	vs. TEN	1/1	26	38	68.4	325	8.6	1	0	2	103.5
01/01	at IND	1/1	25	39	64.1	301	7.7	1	0	2	96.2
2016 totals:		16/16	368	625	58.9	3,905	6.2	23	16	34	78.8

Additional statistics: one reception for 20 yards and one TD on 12/24/16 vs. TEN.

RUSHING

DATE	OPP	W/L	ATT	YDS	AVG	LG	TD
09/11	vs. G.B.	L	2	2	1.0	3	0
09/18	at S.D.	L	3	34	11.3	24	0
09/25	vs. BAL	L	3	17	5.7	9	0
10/02	vs. IND	W	7	36	5.1	9	1
BYE WEEK							
10/16	at CHI	W	3	1	0.3	3	0
10/23	vs. OAK	L	5	33	6.6	17	0
10/27	at TEN	L	4	22	5.5	12	0
11/06	at K.C.	L	6	54	9.0	26	0
11/13	vs. HOU	L	3	11	3.7	11	0
11/20	at DET	L	1	3	3.0	3	0
11/27	at BUF	L	8	81	10.1	27	0
12/04	vs. DEN	L	2	29	14.5	22	1
12/11	vs. MIN	L	3	13	4.3	6	0
12/18	at HOU	L	2	-5	-2.5	1	1
12/24	vs. TEN	W	3	7	2.3	7	0
01/01	at IND	L	3	21	7.0	16	0
2016 totals:		3-13	58	359	6.2	27	3

BLAKE BORTLES

2015 GAME-BY-GAME STATISTICS

PASSING

DATE	OPP	P/S	COMP	ATT	PCT	YDS	AVG	TD	INT	SK	RTG
09/13	vs. CAR	1/1	22	40	55.0	183	4.6	1	2	5	54.5
09/20	vs. MIA	1/1	18	33	54.5	273	8.3	2	0	0	102.2
09/27	at N.E.	1/1	17	33	51.5	242	7.3	2	1	2	83.1
10/04	at IND	1/1	28	50	56.0	298	6.0	1	0	1	80.2
10/11	at T.B.	1/1	23	33	69.7	303	9.2	4	1	6	125.4
10/18	vs. HOU	1/1	30	53	56.6	331	6.2	3	3	3	70.6
10/25	vs. BUF	1/1	13	29	44.8	182	6.3	2	1	2	74.2
BYE WEEK											
11/08	at NYJ	1/1	24	40	60.0	381	9.5	2	2	6	87.6
11/15	at BAL	1/1	22	45	48.9	188	4.2	2	1	3	65.8
11/19	vs. TEN	1/1	21	30	70.0	242	8.1	1	1	4	91.2
11/29	vs. S.D.	1/1	30	49	61.2	329	6.7	2	1	2	86.2
12/06	at TEN	1/1	24	36	66.7	322	8.9	5*	0	2	134.5
12/13	vs. IND	1/1	16	30	53.3	250	8.3	3	0	3	114.6
12/20	vs. ATL	1/1	23	38	60.5	297	7.8	1	1	2	82.9
12/27	at N.O.	1/1	27	35	77.1	368	10.5	4	2	2	124.5
01/03	at HOU	1/1	17	32	53.1	239	7.5	0	2	8	51.4
2015 totals:	16/16	355#	606#	58.6	4,428#	7.3	35#	18	51	88.2	

* single-game franchise record

single-season franchise record

RUSHING

DATE	OPP	W/L	ATT	YDS	AVG	LG	TD
09/13	vs. CAR	L	4	26	6.5	12	0
09/20	vs. MIA	W	2	27	13.5	28	0
09/27	at N.E.	L	3	7	2.3	3	0
10/04	at IND	L	4	31	7.8	14	0
10/11	at T.B.	L	1	21	21.0	21	0
10/18	vs. HOU	L	4	37	9.3	12	0
10/25	vs. BUF	W	5	-3	-0.6	1	0
BYE WEEK							
11/08	at NYJ	L	4	32	8.0	11	0
11/15	at BAL	W	2	25	12.5	14	0
11/19	vs. TEN	W	2	9	4.5	13	0
11/29	vs. S.D.	L	6	33	5.5	10	0
12/06	at TEN	L	2	-1	-0.5	0	0
12/13	vs. IND	W	4	17	4.3	15	1
12/20	vs. ATL	L	6	44	7.3	13	1
12/27	at N.O.	L	3	5	1.7	5	0
01/03	at HOU	L	0	0	0.0	0	0
2015 totals:	5-11	52	310	6.0	28	2	

2014 GAME-BY-GAME STATISTICS

PASSING

DATE	OPP	P/S	COMP	ATT	PCT	YDS	AVG	TD	INT	SK	RTG
09/07	at PHI	0/0									DNP
09/14	at WAS	0/0									DNP
09/21	vs. IND	1/0	14	24	58.3	223	9.3	2	2	1	82.5
09/28	at S.D.	1/1	29	37	78.4	254	6.9	1	2	3	81.8
10/05	vs. PIT	1/1	22	36	61.1	191	5.3	0	2	1	52.0
10/12	at TEN	1/1	32	46	69.6	336	7.3	1	1	6	88.6
10/19	vs. CLE	1/1	17	31	54.8	159	5.1	1	3	2	40.3
10/26	vs. MIA	1/1	18	34	52.9	221	6.5	1	2	4	58.6
11/02	at CIN	1/1	22	33	66.8	247	7.5	2	1	1	96.4
11/09	vs. DAL	1/1	22	37	59.5	290	7.8	0	1	4	73.0
BYE WEEK											
11/23	at IND	1/1	15	27	55.6	146	5.4	0	1	4	55.5
11/30	vs. NYG	1/1	21	35	60.0	194	5.5	1	0	7	84.7
12/07	vs. HOU	1/1	20	39	51.3	205	5.3	1	1	4	64.6
12/14	at BAL	1/1	21	37	56.8	210	5.7	0	1	8	61.8
12/18	vs. TEN	1/1	13	26	50.0	115	4.4	1	0	4	75.0
12/28	at HOU	1/1	14	33	42.4	117	3.5	0	0	5	52.2
2015 totals:	14/13	280	475	58.9	2,908	6.1	11	17	55	69.5	

RUSHING


DATE	OPP	W/L*	ATT	YDS	AVG	TD	
09/07	at PHI					DNP	
09/14	at WAS					DNP	
09/21	vs. IND		2	30	15.0	20	0
09/28	at S.D.	L	5	24	4.8	8	0
10/05	vs. PIT	L	4	14	3.5	11	0
10/12	at TEN	L	5	38	7.6	11	0
10/19	vs. CLE	W	5	37	7.4	18	0
10/26	vs. MIA	L	6	48	8.0	32	0
11/02	at CIN	L	4	10	2.5	5	0
11/09	vs. DAL	L	3	3	1.0	1	0
BYE WEEK							
11/23	at IND	L	5	24	4.8	20	0
11/30	vs. NYG	W	5	68	13.6	29	0
12/07	vs. HOU	L	3	10	3.3	7	0
12/14	at BAL	L	1	2	2.0	2	0
12/18	vs. TEN	W	5	50	10.0	19	0
12/28	at HOU	L	3	61	20.3	34	0
2015 totals:	3-10*	56	419	7.5	34	0	

* games started

A.J. BOUYE

[21]

A.J. BOUYE



CORNERBACK
6-0 191 LBS.
CENTRAL FLORIDA
BORN AUGUST 16, 1991
TUCKER, GEORGIA
ACQ: UFA (HOUSTON) 2017
EXP: 5TH YEAR

TRANSACTIONS

Originally signed by Houston as an undrafted free agent on 5/10/13 ... Re-signed by Houston as an restricted free agent on 3/28/16 ... Signed by Jacksonville as an unrestricted free agent on 3/10/17

PRO (Games played/started - 50/19, 3/2)

• Career totals include 130 tackles (109 solo), 32 passes defended, six INTs, 1.0 sack, one forced fumble and one fumble recovery

2016 (w/ HOU, 15/11, 2/2)

Led the team and tied for ninth in the NFL with 16 passes defended ... Set career highs with 11 starts, 62 tackles, 16 passes defended, two tackles for loss and one QB hit ... Tied with ATL DB **Robert Alford** for the most passes defended in the postseason (six)

- **9/11 vs. CHI:** Recorded first career sack on CHI QB **Jay Cutler**, the first sack by a Houston CB since **Demarcus Faggins** vs. Buffalo on 11/19/06
- **9/18 vs. K.C.:** Finished with four tackles (three solo) and tied for the team lead with two passes defended
- **10/2 vs. TEN:** Tied a single-game career high with three passes defended and contributed with two tackles on defense and one on special teams
- **10/24 at DEN:** Led the team and set a single-game career high with 11 tackles (nine solo), while adding two passes defended
- **11/21 at OAK:** Recorded his first INT of the season and sixth of his career when he picked off OAK QB **Derek Carr** on the opening play of the second half
- **11/27 vs. S.D.:** Tied for second on the team with seven tackles (five solo), his second-highest single-game total of the year, and added a pass defended
- **12/24 vs. CIN:** Led the team with nine solo tackles and matched a career high with three passes defended
- **1/7 vs. OAK:** Set a franchise postseason record with four passes defended and added his first career playoff INT in AFC wild-card round
- **1/14 at N.E.:** Became the first player in Texans history with an INT in back-to-back postseason games when he intercepted N.E. QB **Tom Brady**

2015 (w/ HOU - 15/2, 1/0)

- **10/8 vs. IND:** Made his first start of the season and seventh of his career
- **10/18 at JAX:** Finished second on the team with a season-high seven solo tackles, in addition to two passes defended and one INT
- **12/20 at IND:** Intercepted IND QB **Matt Hasselbeck** in the fourth quarter to clinch the Houston victory

2014 (w/ HOU - 14/6)

Finished tied for the team lead with three INTs ... Ranked sixth in the NFL with 120 INT return yards

- **9/14 at OAK:** Led the team with eight tackles
- **9/21 at NYG:** Started his first career game and made three tackles
- **10/9 vs. IND:** Made three tackles and two special teams tackles, in addition to two passes defended
- **11/2 vs. PHI:** Returned his first career INT 51 yards for a TD in the fourth quarter ... Finished the game with six tackles, one pass defended and one special teams tackle
- **11/16 at CLE:** Started and led the team with nine tackles, had a special teams tackle and one pass defended
- **11/30 vs. TEN:** Recorded his second INT of the season at the Houston 3-yard line in the fourth quarter and returned it to the Tennessee 30
- **12/14 at IND:** Posted his first career forced fumble and fumble recovery and made three tackles
- **12/21 vs. BAL:** Intercepted BAL QB **Joe Flacco** and added three tackles and a then-career best three passes defended

2013 (w/ HOU - 6/0)

Played in six games and recorded two special teams tackles before being placed on the Reserve/Injured List with a hamstring injury on Oct. 16

COLLEGE (at Central Florida, 2009-12)

- Started 21 of 43 career games at CB, compiling 110 tackles (78 solo), six INTs, 1.0 sack, two fumble recoveries and one forced fumble
- Returned from injury to start all 14 games as a senior, finishing with 53 tackles, three INTs, two fumble recoveries and one forced fumble en route to All-Conference USA second team honors
- Started seven games as a junior, recording 21 tackles (19 solo) and two INTs

before missing the final five games of the season due to injury

PERSONAL

- Helped lead Tucker (Georgia) High School to a 14-1 record and a state championship during his senior season
- Named first-team all-county after recording 35 tackles as a senior with six INTs while also scoring three TDs on offense and twice on returns
- Recorded 40 tackles and one INT as a junior
- Was a member of the school's merit roll and R.O.T.C.



REGULAR SEASON CAREER STATISTICS

YEAR	TEAM	GP/GS	TKL	SOLO	ASST	SACKS	FF	FR	PD	INT
2013	HOU	6/0	0	0	0	0.0	0	0	0	0
2014	HOU	14/6	54	47	7	0.0	1	1	10	3
2015	HOU	15/2	14	14	0	0.0	0	0	6	2
2016	HOU	15/11	62	48	14	1.0	0	0	16	1
NFL totals: 4 yrs. 50/19			130	109	21	1.0	1	1	32	6

Additional statistics: special teams tackles (9); 2013 - 2, 2014 - 5, 2015 - 2



POSTSEASON CAREER STATISTICS

YEAR	TEAM	GP/GS	TKL	SOLO	ASST	SACKS	FF	FR	PD	INT
2015	HOU	1/0	1	1	0	0.0	0	0	0	0
2016	HOU	2/2	7	5	2	0.0	1	0	6	2
NFL totals: 4 yrs. 3/2			8	6	2	0.0	1	0	6	2



CAREER HIGHS

	GAME	SEASON
Tackles:	11 (10/24/16 at DEN)	62 (2016)
Interceptions:	1 (six times, last: 11/21/15 at OAK)	3 (2014)
Forced fumbles:	1 (12/14/14 at IND)	1 (2014)
Fumble recoveries:	1 (12/14/14 at IND)	1 (2014)
Passes defended:	3 (three times, last: 12/24/16 at CIN)	16 (2016)



2016 GAME-BY-GAME STATISTICS

DATE	OPP	TKL	SOLO	ASST	ST	SACKS	FF	FR	PD	INT
09/11	vs. Chicago	3	3	0	0	1.0	0	0	1	0
09/18	vs. Kansas City	4	3	1	0	0.0	0	0	2	0
09/22	at New England	1	1	0	0	0.0	0	0	0	0
10/02	vs. Tennessee	2	1	1	0	0.0	0	0	3	0
10/09	at Minnesota	2	2	0	0	0.0	0	0	0	0
10/16	vs. Indianapolis	4	3	1	0	0.0	0	0	0	0
10/24	at Denver	11	9	2	0	0.0	0	0	2	0
10/30	vs. Detroit	5	5	0	0	0.0	0	0	1	0
BYE WEEK										
11/13	at Jacksonville					ina				
11/21	at Oakland	2	1	1	0	0.0	0	0	1	1
11/27	vs. San Diego	7	5	2	0	0.0	0	0	1	0
12/04	at Green Bay	4	3	1	0	0.0	0	0	0	0
12/11	at Indianapolis	3	1	2	0	0.0	0	0	1	0
12/18	vs. Jacksonville	2	1	1	0	0.0	0	0	0	0
12/24	vs. Cincinnati	9	9	0	0	0.0	0	0	3	0
01/01	at Tennessee	3	2	1	0	0.0	0	0	1	0
2016 totals:		62	48	14	0	1.0	0	0	16	1
01/07	vs. Oakland	2	0	2	0	0.0	0	0	4	1
01/14	at New England	5	5	0	0	0.0	1	0	2	1
Postseason totals:		7	5	2	0	0.0	1	0	6	2

A.J. BOUYE



2015 GAME-BY-GAME STATISTICS

DATE	OPP	TKL	SOLO	ASST	ST	SACKS	FF	FR	PD	INT
09/13	vs. Kansas City	1	1	0	0	0.0	0	0	0	0
09/20	at Carolina	0	0	0	0	0.0	0	0	0	0
09/27	vs. Tampa Bay	0	0	0	0	0.0	0	0	0	0
10/04	at Atlanta	1	1	0	0	0.0	0	0	0	0
10/08	vs. Indianapolis	1	1	0	0	0.0	0	0	0	0
10/18	at Jacksonville	7	7	0	0	0.0	0	0	2	1
10/25	at Miami	1	1	0	0	0.0	0	0	0	0
11/01	vs. Tennessee	0	0	0	0	0.0	0	0	0	0
BYE WEEK										
11/16	at Cincinnati	0	0	0	0	0.0	0	0	0	0
11/22	vs. New York Jets	0	0	0	0	0.0	0	0	1	0
11/29	vs. New Orleans					ina				
12/06	at Buffalo	0	0	0	0	0.0	0	0	1	0
12/13	vs. New England	0	0	0	0	0.0	0	0	0	0
12/20	at Indianapolis	0	0	0	0	0.0	0	0	2	1
12/27	at Tennessee	2	2	0	0	0.0	0	0	0	0
01/03	vs. Jacksonville	1	1	0	0	0.0	0	0	1	0
2015 totals:		14	14	0	0	0.0	0	0	6	2
01/09	vs. Kansas City	1	1	0	0	0.0	0	0	0	0
Postseason totals:		1	1	0	0	0.0	0	0	0	0



2014 GAME-BY-GAME STATISTICS

DATE	OPP	TKL	SOLO	ASST	ST	SACKS	FF	FR	PD	INT
09/07	vs. Washington	3	3	0	0	0.0	0	0	1	0
09/14	at Oakland	8	7	1	0	0.0	0	0	0	0
09/21	at N.Y. Giants	3	1	2	0	0.0	0	0	0	0
09/28	vs. Buffalo					ina				
10/05	at Dallas					ina				
10/09	vs. Indianapolis	3	2	1	0	0.0	0	0	2	0
10/20	at Pittsburgh	1	0	0	0	0.0	0	0	0	0
10/26	at Tennessee	2	1	1	0	0.0	0	0	0	0
11/02	vs. Philadelphia	6	5	1	0	0.0	0	0	1	1
BYE WEEK										
11/16	at Cleveland	9	8	1	0	0.0	0	0	1	0
11/23	vs. Cincinnati	4	4	0	0	0.0	0	0	0	0
11/30	vs. Tennessee	3	3	0	0	0.0	0	0	1	1
12/07	at Jacksonville	3	3	0	0	0.0	0	0	0	0
12/14	at Indianapolis	3	3	0	0	0.0	1	1	0	0
12/21	vs. Baltimore	3	3	0	0	0.0	0	0	3	1
12/28	vs. Jacksonville	3	3	0	0	0.0	0	0	1	0
2014 totals:		54	47	7	0	0.0	1	1	10	3



2013 GAME-BY-GAME STATISTICS

DATE	OPP	TKL	SOLO	ASST	ST	SACKS	FF	FR	PD	INT
09/09	at San Diego	0	0	0	0	0.0	0	0	0	0
09/15	vs. Tennessee	0	0	0	0	0.0	0	0	0	0
09/22	at Baltimore	0	0	0	0	0.0	0	0	0	0
09/29	vs. Seattle	0	0	0	0	0.0	0	0	0	0
10/06	at San Francisco	0	0	0	0	0.0	0	0	0	0
10/13	vs. St. Louis	0	0	0	0	0.0	0	0	0	0
10/20	at K.C.					IR				
10/27	BYE WEEK									
11/03	vs. Indianapolis					IR				
11/10	at Arizona					IR				
11/17	vs. Oakland					IR				
11/24	vs. Jacksonville					IR				
12/01	vs. New England					IR				
12/05	at Jacksonville					IR				
12/15	at Indianapolis					IR				
12/22	vs. Denver					IR				
12/29	at Tennessee					IR				
2013 totals:		0	0	0	0	0.0	0	0	0	0

LUKE BOWANKO

70

LUKE BOWANKO

OFFENSIVE LINEMAN
6-6 300 LBS.
VIRGINIA
BORN JUNE 13, 1991
CLIFTON, VIRGINIA
ACQ: 6TH ROUND OF 2014 DRAFT (205TH)
EXP: 4TH YEAR



TRANSACTIONS

Originally drafted by Jacksonville in the sixth round (205th overall) of the 2014 draft ... Placed on Reserve/PUP list on 8/29/16 ... Placed on 53-man active roster on 12/10/16

PRO (Games played/started - 25/14)

- Fourth-year offensive lineman has played in 25 games with 14 starts

2016 (w/ JAX - 2/0)

- Spent the first 13 weeks of the season on the Reserve/PUP list (hip) before being activated to the 53-man active roster prior to the team's Week 14 game vs. Minnesota
- **12/11 vs. MIN:** Dressed but did not play
- **12/18 at HOU:** Inactive
- **12/24 vs. TEN:** Made his 2016 debut, seeing action primarily on special teams
- **1/1 at IND:** Saw action at C in relief of **Brandon Linder**

2015 (w/ JAX - 7/0)

Saw action in seven games on special teams

2014 (w/ JAX - 16/14)

Played in all 16 games with 14 starts at C

- **9/7 at PHI:** Made NFL debut and saw action on special teams
- **9/21 vs. IND:** Made first career start at C
- **10/19 vs. CLE:** Started at C and helped club rush for a season-high 185 yards
- **10/26 vs. MIA:** Started at C and part of OL that helped club for 176 yards, the first time since 2010 the club has eclipsed 150-plus rushing yards in back-to-back games

COLLEGE (at Virginia, 2009-13)

- Three-year letterman
- Team captain
- Nominee for the Wuerffel Trophy, given annually to the student-athlete who best combines exemplary community service with athletic and academic achievement
- Started the first four games at LG and the final eight at C as a senior
- Helped a Virginia RB (Kevin Parks) rush for 1,000 yards for the first time since 2004
- Saw action at G and C
- Nominated for the Allstate AFCA Good Works Team for volunteer service on campus and in the community


PERSONAL

- Started for three years at Centreville (Clifton, Va.) High School where he played for Head Coach Gerry Pannoni
- Rated a three-star recruit by Rivals.com
- Second-team All-Region selection and honorable mention Washington Post All-Met as a senior
- Also played on the school's basketball team
- Last name is pronounced boh-WAIN-koh
- Twitter handle is @LBow70

CALAIS CAMPBELL

93 **CALAIS CAMPBELL**

DEFENSIVE LINEMAN
6-8 300 LBS
MIAMI (FLA.)
BORN SEPTEMBER 1, 1986
AURORA, COLORADO
ACQ: UFA (ARIZONA) 2017
EXP: 10TH YEAR



TRANSACTIONS

Originally drafted by Arizona in the second round (50th overall) in the 2008 NFL Draft ... Signed by Jacksonville as an unrestricted free agent on 3/10/17

PRO (Games played/started - 138/120, 9/4)

- Two-time Pro Bowl selection (2014, 2015)
- Has registered eight consecutive seasons with at least 5.0 sacks, the second-longest streak in the NFL among defensive linemen trailing only SEA's **Cliff Avril** (nine seasons)
- Six consecutive seasons (2009-2014) with at least 50 tackles and 6.0 sacks
- One of four defensive linemen to register at least 30 passes defended since 2011
- His 120 career starts are second-most among all active defensive linemen, trailing only CIN's **Domata Peko** (138)
- Since he was drafted in 2008, his 107 tackles for loss are the fourth-most in the NFL, trailing HOU's **J.J. Watt** (133), DEN's **DeMarcus Ware** (127) and BAL's **Terrell Suggs** (109)
- 56.5 career sacks

2016 (w/ ARI, 16/16)

Started 16 games for the second consecutive season and fourth time in his career ... Recorded 53 tackles (34 solo), 8.0 sacks, one INT, two forced fumbles and 12 tackles for a loss ... His 8.0 sacks tied for the second-highest total in his career and his highest total since 2013 (9.0)

- **10/06 at SF:** Recorded four tackles (three solo), 2.0 sacks, one INT and two tackles for a loss
- **10/30 at CAR:** Totaled a season-high nine tackles and two QB hits
- **1/1 at L.A.:** Registered three tackles, 1.5 sacks and a tackle for a loss

2015 (w/ ARI, 16/16, 2/2)

Started 16 games for the third time in his career and led the defensive line with 61 tackles ... Tied for the team lead with 16 tackles for loss ... Chosen as a defensive captain for the second consecutive season ... Named to his second consecutive Pro Bowl

- **10/4 vs STL:** Tied his career high with a team-leading 11 tackles (10 solo)
- **12/27 vs. GB:** Recorded six tackles (five solo), a season high 2.5 sacks and three tackles for a loss

2014 (w/ ARI, 14/14, 1/1)

Chosen as a defensive captain for the first time in his career ... Led the defensive line with 58 tackles, was second on the team with 7.0 sacks and led the team with 16 tackles for a loss ... Earned his first Pro Bowl selection

- **9/14 at NYG:** Set season high with 10 solo tackles and recorded 1.0 sack and three tackles for a loss
- **10/5 at DEN:** Registered two solo tackles, one INT and one tackle for a loss
- **11/23 at SEA:** Set a career high registering 3.0 sacks

2013 (w/ ARI, 16/16)

Started all 16 games and led the defensive line with 58 tackles ... Set a career high with 9.0 sacks, which was second highest on the team ... Tied for the team lead with 14 tackles for a loss ... Named a Pro Bowl alternate

- **10/6 vs. CAR:** Recorded four solo tackles, a forced fumble and 2.0 sacks
- **10/17 vs. SEA:** Totaled a season-high eight tackles (seven solo), a fumble recovery and one tackle for a loss
- **12/22 at SEA:** Registered four tackles (three solo), 2.0 sacks and two tackles for a loss

2012 (w/ ARI, 13/12)

Played in 13 with 12 starts ... Led the defensive line with 63 tackles and finished second on the team with 6.5 sacks

- **9/16 at NE:** Recorded a season-high 10 tackles, 2.0 sacks and two tackles for a loss
- **10/29 vs. SF:** Finished with six solo tackles, 1.0 sack and two tackles for a loss

2011 (w/ ARI, 16/16)

Started all 16 games for the first time and posted a career high 72 tackles and team leading 8.0 sacks

- **9/25 at SEA:** Recorded 10 tackles (five solo), 2.5 sacks and two tackles for a loss
- **11/6 vs. STL:** Registered six solo tackles, 2.0 sacks and three tackles for a loss

- **11/13 at PHI:** Recorded his first career interception, picking off a QB **Michael Vick** pass

2010 (w/ ARI, 15/15)

Totaled 60 tackles and led the team with 6.0 sacks

- **12/19 at CAR:** Recorded a season-high 11 tackles (nine solo), 1.0 sack and four tackles for a loss

2009 (w/ ARI, 16/15, 2/1)

Saw action in all 16 games and started 15 ... Recorded 48 tackles, 7.0 sacks and also blocked two field goals

- **9/20 at JAX:** Credited with his first career sack with 0.5 sack of QB **David Garrard**
- **10/18 at SEA:** Registered three tackles, 1.5 sacks and had two tackles for a loss
- **11/22 at STL:** Recorded two solo tackles and a forced fumble

2008 (w/ ARI, 16/0, 4/0)

Played in all 16 games and all four postseason games, including Super Bowl XLIII, in his rookie season and was a key contributor on special teams, totaling seven special teams tackles

- **9/7 at SF:** Recorded first career tackle

COLLEGE (at Miami (Fla.), 2009-12)

- Played in 36 career games, starting 25
- Career totals include 158 tackles, 19.5 sacks and 39 tackles for a loss
- Two-time All-ACC selection

PERSONAL

- Attended South (Aurora, Colo.) High School and was a two-time All-State selection
- As a senior, recorded 19.0 sacks, 188 tackles and two interceptions
- Garnered All-State accolades in basketball in his junior year
- Recipient of the 2015 Pop Warner Humanitarian Award, given to an individual who portrays both outstanding athletic achievement and high humanitarian principles while serving as an inspiration to the youth of today
- Twitter handle is @Campbell93



REGULAR SEASON CAREER STATISTICS

YEAR	TEAM	GP/GS	TKL	SOLO	ASST	SACKS	FF	FR	PD	TFL	INT
2008	ARI	16/0	21	17	4	0.0	1	0	1	2	0
2009	ARI	16/15	46	35	11	7.0	1	0	5	8	0
2010	ARI	15/15	60	46	14	6.0	0	1	2	13	0
2011	ARI	16/16	72	53	19	8.0	2	1	10	13	1
2012	ARI	13/12	63	50	13	6.5	0	0	6	13	0
2013	ARI	16/16	58	45	13	9.0	1	2	6	14	0
2014	ARI	14/14	58	48	10	7.0	1	0	3	16	1
2015	ARI	16/16	61	46	15	5.0	0	1	3	16	0
2016	ARI	16/16	53	34	19	8.0	2	3	6	12	1
NFL totals: 9 yrs.		138/120	492	374	118	56.5	8	8	42	107	3



POSTSEASON CAREER STATISTICS

YEAR	TEAM	GP/GS	TKL	SOLO	ASST	SACKS	FF	FR	PD	TFL	INT
2008	ARI	4/0	4	3	1	0.0	0	0	1	0	0
2009	ARI	2/1	5	5	0	0.0	0	0	0	0	0
2014	ARI	1/1	4	0	4	0.0	0	0	0	0	0
2015	ARI	2/2	5	1	4	0.0	0	0	1	0	0
NFL totals: 4 yrs.		9/4	18	9	9	0.0	0	0	2	0	0



CAREER HIGHS

	GAME	SEASON
Tackles:	11 (two times; last 10/4/15 vs. STL)	72 (2011)
Sacks:	3.0 (11/13/14 at SEA)	9.0 (2013)
Forced fumbles:	1 (seven times; last: 12/11/16 at MIA)	2 (2011, '16)
Fumble recoveries:	1 (eight times; last: 12/24/16 at L.A.)	3 (2016)
Interceptions:	1 (three times; last: 10/6/16 at S.F.)	1 (2011, '14, '16)

CALAIS CAMPBELL

2016 GAME-BY-GAME STATISTICS

DATE	OPP	TKL	SOLO	ASST	SACKS	FF	FR	PD	TFL	INT
09/11	vs. New England	3	2	1	0.0	0	1	0	0	0
09/18	vs. Tampa Bay	3	2	1	0.0	0	0	1	0	0
09/25	at Buffalo	4	4	0	0.0	0	0	1	1	0
10/02	vs. Los Angeles	1	1	0	0.0	0	0	0	1	0
10/06	at San Francisco	4	3	1	2.0	0	0	1	2	1
10/17	vs. NYJ	1	1	0	0.0	0	0	0	1	0
10/23	vs. Seattle	2	2	0	0.0	0	0	0	1	0
10/30	at Carolina	9	1	8	0.0	0	0	0	0	0
BYE WEEK										
11/13	vs. San Francisco	3	2	1	1.0	0	0	0	1	0
11/20	at Minnesota	3	1	2	0.0	0	0	2	0	0
11/27	at Atlanta	3	3	0	0.0	0	0	0	1	0
12/04	vs. Washington	3	3	0	1.0	1	0	1	0	0
12/11	at Miami	3	3	0	0.0	1	0	0	0	0
12/18	vs. New Orleans	4	4	0	2.0	0	1	0	2	0
12/24	at Seattle	4	1	3	0.5	0	1	0	1	0
01/01	at Los Angeles	3	1	2	1.5	0	0	0	1	0
2016 totals:		53	34	19	8.0	2	3	6	12	1

2015 GAME-BY-GAME STATISTICS

DATE	OPP	TKL	SOLO	ASST	SACKS	FF	FR	PD	TFL	INT
09/13	vs. New Orleans	6	5	1	0.0	0	0	0	1	0
09/20	at Chicago	6	4	2	0.0	0	0	1	0	0
09/27	vs. San Francisco	2	1	1	0.0	0	0	0	0	0
10/04	vs. St. Louis	11	10	1	0.5	0	0	0	3	0
10/11	at Detroit	2	2	0	0.0	0	0	0	1	0
10/18	at Pittsburgh	5	3	2	1.0	0	0	0	1	0
10/26	vs. Baltimore	5	5	0	0.0	0	0	0	3	0
11/01	at Cleveland	3	2	1	0.0	0	0	0	0	0
BYE WEEK										
11/15	at Seattle	3	0	3	0.0	0	0	0	0	0
11/22	vs. Cincinnati	3	1	2	0.0	0	0	0	0	0
11/29	at San Francisco	3	2	1	0.0	0	0	0	1	0
12/06	at St. Louis	0	0	0	0.0	0	0	0	0	0
12/10	vs. Minnesota	4	4	0	1.0	0	1	0	3	0
12/27	vs. Green Bay	6	5	1	2.5	0	0	0	3	0
01/03	vs. Seattle	2	2	0	0.0	0	0	0	0	0
2015 totals:		61	46	15	5.0	0	1	3	16	0
01/16	vs. Green Bay	2	0	2	0.0	0	0	1	0	0
01/24	at Carolina	3	1	2	0.0	0	0	0	0	0
Postseason totals:		5	1	4	0.0	0	0	1	0	0

2014 GAME-BY-GAME STATISTICS

DATE	OPP	TKL	SOLO	ASST	SACKS	FF	FR	PD	TFL	INT
09/08	vs. San Diego	0	0	0	0.0	0	0	0	0	0
09/14	at N.Y. Giants	10	10	0	1.0	0	0	0	3	0
09/21	vs. San Francisco	4	4	0	0.0	0	0	0	1	0
BYE WEEK										
10/05	at Denver	2	2	0	0.0	0	0	1	1	1
10/12	vs. Washington	ina	ina	ina	ina	ina	ina	ina	ina	ina
10/19	at Oakland	ina	ina	ina	ina	ina	ina	ina	ina	ina
10/26	vs. Philadelphia	2	1	1	0.0	0	0	0	0	0
11/02	at Dallas	4	2	2	0.0	0	0	0	1	0
11/09	vs. St. Louis	6	5	1	2.0	0	0	0	4	0
11/16	vs. Detroit	4	3	1	0.0	1	0	0	0	0
11/23	at Seattle	6	4	2	3.0	0	0	0	3	0
11/30	at Atlanta	4	3	1	0.0	0	0	0	0	0
12/07	vs. Kansas City	6	5	1	1.0	0	0	1	1	0
12/11	at St. Louis	5	4	1	0.0	0	0	0	0	0
12/21	vs. Seattle	0	0	0	0.0	0	0	0	0	0
12/28	at San Francisco	5	5	0	0.0	0	0	1	2	0
2014 totals:		58	48	10	7.0	1	0	3	16	1
01/03	at Carolina	4	0	4	0.0	0	0	0	0	0
Postseason totals:		4	0	4	0.0	0	0	0	0	0

2013 GAME-BY-GAME STATISTICS

DATE	OPP	TKL	SOLO	ASST	SACKS	FF	FR	PD	TFL	INT
09/08	at St. Louis	3	3	0	0.0	0	0	0	1	0
09/15	vs. Detroit	2	2	0	1.0	0	1	0	1	0
09/22	at New Orleans	3	2	1	0.0	0	0	0	0	0
09/29	at Tampa Bay	2	2	0	0.0	0	0	0	1	0
10/06	vs. Carolina	4	4	0	2.0	1	0	0	2	0
10/13	at San Francisco	3	3	0	0.0	1	0	0	2	0
10/17	vs. Seattle	8	7	1	0.0	0	1	0	1	0
10/27	vs. Atlanta	5	5	0	1.0	0	1	0	1	0
BYE WEEK										
11/10	vs. Houston	4	0	4	0.0	0	0	1	0	0
11/17	at Jacksonville	2	2	0	1.0	0	0	1	1	0
11/24	vs. Indianapolis	4	2	2	0.5	0	0	0	0	0
12/01	at Philadelphia	3	2	1	0.5	0	0	1	0	0
12/08	vs. St. Louis	3	2	1	0.0	0	0	1	0	0
12/15	at Tennessee	3	2	1	0.0	0	0	0	1	0
12/22	at Seattle	4	3	1	2.0	0	0	0	2	0
12/29	vs. San Francisco	5	4	1	1.0	0	0	0	1	0
2013 totals:		58	45	13	9.0	1	2	6	14	0

2012 GAME-BY-GAME STATISTICS

DATE	OPP	TKL	SOLO	ASST	SACKS	FF	FR	PD	TFL	INT
09/09	vs. Seattle	1	1	0	0.0	0	0	1	0	0
09/16	at New England	10	7	3	2.0	0	0	0	2	0
09/23	at Philadelphia	0	0	0	0.0	0	0	1	0	0
09/30	vs. Miami	5	4	1	0.0	0	0	1	1	0
10/04	at St. Louis	0	0	0	0.0	0	0	1	0	0
10/14	vs. Buffalo	5	5	0	0.0	0	0	0	2	0
10/21	at Minnesota	2	1	1	0.0	0	0	0	0	0
10/29	vs. San Francisco	6	6	0	1.0	0	0	0	2	0
11/04	at Green Bay	8	5	3	0.5	0	0	0	0	0
BYE WEEK										
11/18	at Atlanta	ina	ina	ina	ina	ina	ina	ina	ina	ina
11/25	vs. St. Louis	ina	ina	ina	ina	ina	ina	ina	ina	ina
12/02	at New York Jets	ina	ina	ina	ina	ina	ina	ina	ina	ina
12/09	at Seattle	8	5	3	0.0	0	0	0	0	0
12/16	vs. Detroit	8	7	1	1.0	0	0	1	4	0
12/23	vs. Chicago	8	7	1	1.0	0	0	1	1	0
12/30	at San Francisco	2	2	0	1.0	0	0	0	1	0
2012 totals:		63	50	13	6.5	0	0	6	13	0

2011 GAME-BY-GAME STATISTICS

DATE	OPP	TKL	SOLO	ASST	SACKS	FF	FR	PD	TFL	INT
09/11	vs. Carolina	4	3	1	0.0	0	0	1	1	0
09/18	at Washington	4	1	3	0.0	0	0	1	0	0
09/25	at Seattle	10	5	5	2.5	0	0	0	2	0
10/02	vs. New York Giants	6	6	0	0.0	1	0	0	1	0
10/09	at Minnesota	5	4	1	0.0	0	0	0	1	0
BYE WEEK										
10/23	vs. Pittsburgh	2	2	0	0.0	0	0	0	1	0
10/30	at Baltimore	7	5	2	0.5	0	0	0	0	0
11/06	vs. St. Louis	6	6	0	2.0	0	0	0	3	0
11/13	at Philadelphia	2	2	0	0.0	0	0	2	0	1
11/20	at San Francisco	4	4	0	0.0	0	0	1	0	0
11/27	at St. Louis	5	5	0	0.0	0	0	0	1	0
12/04	vs. Dallas	3	2	1	1.0	0	0	1	1	0
12/11	vs. San Francisco	2	2	0	1.0	0	0	2	1	0
12/18	vs. Cleveland	4	1	3	0.0	0	1	0	0	0
12/24	at Cincinnati	7	4	3	1.0	1	0	2	1	0
01/01	vs. Seattle	1	1	0	0.0	0	0	0	0	0
2011 totals:		72	53	19	8.0	2	1	10	13	1

CALAIS CAMPBELL



2010 GAME-BY-GAME STATISTICS

DATE	OPP	TKL	SOLO	ASST	SACKS	FF	FR	PD	TFL	INT
09/12	at St. Louis	2	2	0	1.0	0	0	1	1	0
09/19	at Atlanta	5	5	0	0.0	0	0	0	0	0
09/26	vs. Oakland	5	4	1	0.0	0	0	0	0	0
10/03	at San Diego	4	3	1	0.0	0	0	0	1	0
10/10	vs. New Orleans	3	3	0	0.0	0	0	0	0	0
BYE WEEK										
10/24	at Seattle	4	4	0	1.0	0	0	0	1	0
10/31	vs. Tampa Bay	6	3	3	0.0	0	0	0	0	0
11/07	at Minnesota	2	0	2	0.0	0	0	0	0	0
11/14	vs. Seattle	6	3	3	1.0	0	0	0	2	0
11/21	at Kansas City	2	2	0	0.0	0	0	0	0	0
11/29	vs. San Francisco				ina					
12/05	vs. St. Louis	2	1	1	1.0	0	0	1	1	0
12/12	vs. Denver	2	2	0	0.0	0	1	0	1	0
12/19	at Carolina	11	9	2	1.0	0	0	0	4	0
12/25	vs. Dallas	2	2	0	1.0	0	0	0	1	0
01/02	at San Francisco	4	3	1	0.0	0	0	0	0	0
2010 totals:		60	46	14	6.0	0	1	2	13	0



2009 GAME-BY-GAME STATISTICS

DATE	OPP	TKL	SOLO	ASST	SACKS	FF	FR	PD	TFL	INT
09/13	vs. San Francisco	5	5	0	0.0	0	0	1		1
09/20	at Jacksonville	1	0	1	0.5	0	0	1	0	0
09/27	vs. Indianapolis	4	3	1	0.0	0	0	0	0	0
10/04 BYE WEEK										
10/11	vs. Houston	1	1	0	0.0	0	0	0	0	0
10/18	at Seattle	3	2	1	1.5	0	0	0	2	0
10/25	at New York Giants	2	1	1	1.0	0	0	2	1	0
11/01	vs. Carolina	7	6	1	0.0	0	0	0	0	0
11/08	at Chicago	3	2	1	0.5	0	0	0	0	0
11/15	vs. Seattle	1	0	1	0.0	0	0	0	0	0
11/22	at St. Louis	2	2	0	0.0	1	0	0	0	0
11/29	at Tennessee	4	2	2	0.5	0	0	1	1	0
12/06	vs. Minnesota	4	3	1	1.0	0	0	0	1	0
12/14	at San Francisco	5	4	1	1.0	0	0	0	1	0
12/20	at Detroit	1	1	0	0.0	0	0	0	0	0
12/27	vs. St. Louis	1	1	0	1.0	0	0	0	1	0
01/03	vs. Green Bay	2	2	0	0.0	0	0	0	0	0
2009 totals:		48	37	11	7.0	1	0	5	8	0
01/10	vs. Green Bay	2	2	0	0.0	0	0	0	0	0
01/16	at New Orleans	3	3	0	0.0	0	0	0	0	0
Postseason totals:		5	5	0	0.0	0	0	0	0	0



2008 GAME-BY-GAME STATISTICS

DATE	OPP	TKL	SOLO	ASST	SACKS	FF	FR	PD	TFL	INT
09/07	at San Francisco	1	0	1	0.0	0	0	0	0	0
09/14	vs. Miami	3	3	0	0.0	0	0	0	0	0
09/21	at Washington	2	1	1	0.0	0	0	0	0	0
09/28	at New York Jets	0	0	0	0.0	0	0	0	0	0
10/05	vs. Buffalo	1	1	0	0.0	0	0	0	0	0
10/12	vs. Dallas	2	2	0	0.0	1	0	0	0	0
10/19 BYE WEEK										
10/26	at Carolina	2	1	1	0.0	0	0	0	0	0
11/02	at St. Louis	1	1	0	0.0	0	0	0	0	0
11/10	vs. San Francisco	0	0	0	0.0	0	0	0	0	0
11/16	at Seattle	0	0	0	0.0	0	0	0	0	0
11/23	vs. New York Giants	0	0	0	0.0	0	0	0	0	0
11/27	at Philadelphia	1	0	1	0.0	0	0	0	0	0
12/07	vs. St. Louis	1	1	0	0.0	0	0	0	0	0
12/14	vs. Minnesota	3	3	0	0.0	0	0	0	0	0
12/21	at New England	3	3	0	0.0	0	0	0	1	0
12/28	vs. Seattle	1	1	0	0.0	0	0	1	1	0
2008 totals:		28	23	5	0.0	1	0	1	2	0
01/03	vs. Atlanta	1	0	1	0.0	0	0	0	0	0
01/10	at Carolina	1	1	0	0.0	0	0	1	0	0
01/18	vs. Philadelphia	1	1	0	0.0	0	0	0	0	0
02/01	vs. Pittsburgh	1	1	0	0.0	0	0	0	0	0
Postseason totals:		4	3	1	0.0	0	0	1	0	0

A.J. CANN

60

A.J. CANN

OFFENSIVE LINEMAN

6-3 315 LBS.

SOUTH CAROLINA

BORN OCTOBER 3, 1991

BAMBERG, SOUTH CAROLINA

ACQ: 3RD ROUND OF 2015 DRAFT (67TH)

EXP: 3RD YEAR



TRANSACTIONS

Originally drafted by Jacksonville in third round (67th overall) in 2015 draft

PRO (Games played/started - 31/29)

- Third-year G emerged as a starter in Week 4 of the 2015 season
- Highest drafted player by the Jaguars from the University of South Carolina

2016 (w/ JAX - 16/16)

Part of a unit that surrendered 34 sacks, its least amount since 2007

- **9/11 at G.B.:** Started the team's season opener at RG
- **9/18 at S.D.:** Started at RG
- **9/25 vs. BAL:** Started at RG
- **10/2 vs. IND:** Started at RG and helped the team rush for 136 yards
- **10/16 at CHI:** Started at RG
- **10/23 vs. OAK:** Started at RG
- **10/27 at TEN:** Started at RG
- **11/6 at K.C.:** Started at RG, helping the team rush for a season-high 205 yards
- **11/13 vs. HOU:** Started at RG
- **11/20 at DET:** Started at RG in his 25th career game
- **11/27 at BUF:** Started at RG
- **12/4 vs. DEN:** Started at RG and helped the team rush for 154 yards
- **12/11 vs. MIN:** Started at RG
- **12/18 at HOU:** Started at RG
- **12/24 vs. TEN:** Started at RG
- **1/1 at IND:** Started at RG, helping the team rush for 182 yards

2015 (w/ JAX - 15/13)

Rookie offensive lineman started 13 games at RG

- **10/4 at IND:** Made his first career start at RG, helping fellow rookie RB T.J. Yeldon rush for 100+ yards
- **10/25 vs. BUF:** Started at RG, helping RB T.J. Yeldon rush for a season-high 115 yards
- **12/13 vs. IND:** Started at RG, helping the Jaguars rush for a season-high 154 yards

COLLEGE (at South Carolina, 2010-15)

- Four-year starter, starting in 51 games, the second-most in school history (T.J. Johnson, 53)
- Three-time member of the SEC Fall Academic Honor Roll
- In 2014, named first-team All-America by Sporting News, ESPN.com and CBSsportsline.com, was a second-team All-American by Walter Camp, Associated Press and Sports Illustrated, and a third-team selection by College Sports Madness
- Earned first team All-SEC honors by the coaches and ESPN.com and was a second-team pick by the AP
- In 2013, voted a permanent team captain as a junior
- Majored in African American studies

PERSONAL

- Played on both sides of the ball for Head Coach Kevin Crosby at Bamberg-Ehrhardt (S.C.) High School
- Graded out at 96 percent with 60 knockdown blocks as an offensive tackle
- Did not give up a sack
- A.J. Cann's given name is Aaron
- Twitter handle is @AJCann50

STEFAN CHARLES

90 STEFAN CHARLES

DEFENSIVE TACKLE
6-5 320 LBS
REGINA
BORN JUNE 9, 1988
TORONTO, ONTARIO
ACQ: UFA (DETROIT) 2017
EXP: 5TH YEAR



TRANSACTIONS

Originally signed by Tennessee as an undrafted free agent on 5/10/13 ... Released on 8/31/16 ... Signed by Tennessee to the practice squad on 9/1/13 ... Signed by Buffalo on 10/30/13 ... Signed by Detroit on 3/11/16 ... Signed by Jacksonville as an unrestricted free agent on 3/11/17

PRO (Games played/started - 49/2)

Fifth-year DT who joined the Jaguars after one season in Detroit and a three-year stint in Buffalo

2016 (w/ DET - 12/0)

Posted 12 tackles (seven solo), including a season-high three tackles in back-to-back weeks on 10/16 vs. L.A. and on 10/23 vs. WAS

2015 (w/ DET - 13/1)

Played in 13 games, including his second start of his career

- 9/27 at MIA: Registered his second career forced fumble
- 12/13 at PHI: Posted a season-high four solo tackles

2014 (w/ BUF - 16/1)

Played in all 16 games for the first time in his career, and set career highs with 23 tackles and 3.0 sacks

- Posted 1.0 sack against division rivals on 9/14 vs. MIA, 11/13 at MIA and 12/28 at N.E.
- 12/21 at OAK: Registered a season-high four tackles

2013 (w/ TEN - ps; w/ BUF - 8/0)

Spent the first eight weeks of the season on Tennessee's practice squad before competing in the final eight contests of the season for Buffalo

- 12/29 at N.E.: Set a career high with six tackles

COLLEGE (at the University of Regina)

- Competed collegiately at the University of Regina in Saskatchewan, Canada
- Played in 20 games during his career and totaled 50.5 tackles, 9.5 sacks, two passes defended and three forced fumbles
- Played the 2009 season with the Big Kahuna Rams before arriving in Regina

PERSONAL

- Ranked as the No. 1 prospect in the Canadian Football League Scouting Bureau's September rankings for the 2013 CFL draft

REGULAR SEASON CAREER STATISTICS

DATE	TEAM	GP/GS	TKL	SOLO	ASST	TFL	SACKS	ST	FF	FR	INT	PD
2013	TEN											
						ps						
2013	BUF	8/0	12	8	4	2	1.0	0	1	0	0	0
2014	BUF	16/1	23	12	11	4	3.0	0	0	1	0	0
2015	BUF	13/1	13	9	4	0	1.0	0	1	0	0	0
2016	DET	12/0	12	7	5	1	0.0	0	0	0	0	0
NFL totals:		4 yrs. 49/2	60	36	24	7	5.0	0	2	1	0	0

CAREER HIGHS

	GAME	SEASON
Tackles:	6 (12/29/13 at N.E.)	23 (2014)
Sacks:	1.0 (fives times; last: 9/27/15 at MIA)	3.0 (2014)
Forced fumbles:	1 (two times, last: 9/27/15 at MIA)	1 (2013, '14)
Fumble recoveries:	1 (10/26/14 at NYJ)	1 (2014)

2016 GAME-BY-GAME STATISTICS

DATE	OPP	TKL	SOLO	ASST	TFL	SACKS	ST	FF	FR	INT	PD
09/11	at Indianapolis					ina					
09/18	vs. Tennessee	2	2	0	0	0.0	0	0	0	0	0
09/25	at Green Bay	0	0	0	0	0.0	0	0	0	0	0
10/02	at Chicago	0	0	0	0	0.0	0	0	0	0	0
10/09	vs. Philadelphia					ina					
10/16	vs. Los Angeles	1	0	1	0	0.0	0	0	0	0	0
10/23	vs. Washington	3	2	1	0	0.0	0	0	0	0	0
10/30	at Houston	3	1	2	0	0.0	0	0	0	0	0
11/6	at Minnesota	0	0	0	0	0.0	0	0	0	0	0
11/13	BYE WEEK										
11/20	vs. Jacksonville	2	1	1	1	0.0	0	0	0	0	0
11/24	vs. Minnesota	0	0	0	0	0.0	0	0	0	0	0
12/04	at New Orleans	0	0	0	0	0.0	0	0	0	0	0
12/11	vs. Chicago	0	0	0	0	0.0	0	0	0	0	0
12/18	at N.Y. Giants					ina					
12/26	at Dallas	0	0	0	0	0.0	0	0	0	0	0
01/01	vs. Green Bay					IR					
2016 totals:		12	7	5	1	0.0	0	0	0	0	0

2015 GAME-BY-GAME STATISTICS

DATE	OPP	TKL	SOLO	ASST	TFL	SACKS	ST	FF	FR	INT	PD
09/13	vs. Indianapolis	2	2	0	0	0.0	0	0	0	0	0
09/20	vs. New England					ina					
09/27	at Miami	1	1	0	0	1.0	0	1	0	0	0
10/04	vs. N.Y. Giants	1	1	0	0	0.0	0	0	0	0	0
10/11	at Tennessee	0	0	0	0	0.0	0	0	0	0	0
10/18	vs. Cincinnati	2	0	2	0	0.0	0	0	0	0	0
10/25	at Jacksonville	0	0	0	0	0.0	0	0	0	0	0
	BYE WEEK										
11/08	vs. Miami	0	0	0	0	0.0	0	0	0	0	0
11/12	at N.Y. Jets					ina					
11/23	at New England					ina					
11/29	at Kansas City	0	0	0	0	0.0	0	0	0	0	0
12/06	vs. Houston	0	0	0	0	0.0	0	0	0	0	0
12/13	at Philadelphia	4	4	0	0	0.0	0	0	0	0	0
12/20	at Washington	1	0	1	0	0.0	0	0	0	0	0
12/27	vs. Dallas										
01/03	vs. N.Y. Jets										
2015 totals:		13	9	4	0	1.0	0	1	0	0	0

2014 GAME-BY-GAME STATISTICS

DATE	OPP	TKL	SOLO	ASST	TFL	SACKS	ST	FF	FR	INT	PD
09/07	at Chicago	1	0	1	0	0.0	0	0	0	0	0
09/14	vs. Miami	1	1	0	1	1.0	0	0	0	0	0
09/21	vs. San Diego	0	0	0	0	0.0	0	0	0	0	0
09/28	at Houston	3	1	2	0	0.0	0	0	0	0	0
10/05	at Detroit	2	2	0	1	0.0	0	0	0	0	0
10/12	vs. New England	1	1	0	0	0.0	0	0	0	0	0
10/19	vs. Minnesota	1	0	1	0	0.0	0	0	0	0	0
10/26	at N.Y. Jets	1	0	1	0	0.0	0	0	1	0	0
	BYE WEEK										
11/09	vs. Kansas City	1	0	1	0	0.0	0	0	0	0	0
11/13	at Miami	1	1	0	1	1.0	0	0	0	0	0
11/24	vs. N.Y. Jets	1	1	0	0	0.0	0	0	0	0	0
11/30	vs. Cleveland	2	1	1	0	0.0	0	0	0	0	0
12/07	at Denver	1	1	0	0	0.0	0	0	0	0	0
12/14	vs. Green Bay	2	1	1	0	0.0	0	0	0	0	0
12/21	at Oakland	4	1	3	0	0.0	0	0	0	0	0
12/28	at New England	1	1	0	1	1.0	0	0	0	0	0
2014 totals:		23	12	11	4	3.0	0	0	1	0	0

STEFAN CHARLES



2014 GAME-BY-GAME STATISTICS

DATE	OPP	TKL	SOLO	ASST	TFL	SACKS	ST	FF	FR	INT	PD
09/07	at Chicago	1	0	1	0	0.0	0	0	0	0	0
09/14	vs. Miami	1	1	0	1	1.0	0	0	0	0	0
09/21	vs. San Diego	0	0	0	0	0.0	0	0	0	0	0
09/28	at Houston	3	1	2	0	0.0	0	0	0	0	0
10/05	at Detroit	2	2	0	1	0.0	0	0	0	0	0
10/12	vs. New England	1	1	0	0	0.0	0	0	0	0	0
10/19	vs. Minnesota	1	0	1	0	0.0	0	0	0	0	0
10/26	at N.Y. Jets	1	0	1	0	0.0	0	0	1	0	0
	BYE WEEK										
11/09	vs. Kansas City	1	0	1	0	0.0	0	0	0	0	0
11/13	at Miami	1	1	0	1	1.0	0	0	0	0	0
11/24	vs. N.Y. Jets	1	1	0	0	0.0	0	0	0	0	0
11/30	vs. Cleveland	2	1	1	0	0.0	0	0	0	0	0
12/07	at Denver	1	1	0	0	0.0	0	0	0	0	0
12/14	vs. Green Bay	2	1	1	0	0.0	0	0	0	0	0
12/21	at Oakland	4	1	3	0	0.0	0	0	0	0	0
12/28	at New England	1	1	0	1	1.0	0	0	0	0	0
2014 totals:		23	12	11	4	3.0	0	0	1	0	0



2013 GAME-BY-GAME STATISTICS

DATE	OPP	TKL	SOLO	ASST	TFL	SACKS	ST	FF	FR	INT	PD
11/03	vs. Kansas City	2	2	0	0	0.0	0	0	0	0	0
11/10	at Pittsburgh	1	1	0	0	0.0	0	0	0	0	0
11/17	vs. N.Y. Jets	0	0	0	0	0.0	0	0	0	0	0
	BYE WEEK										
12/01	vs. Atlanta	0	0	0	0	0.0	0	0	0	0	0
12/08	at Tampa Bay	2	2	0	1	0.0	0	0	0	0	0
12/15	at Jacksonville	0	0	0	0	0.0	0	0	0	0	0
12/22	vs. Miami	1	0	1	0	0.0	0	0	0	0	0
12/29	at New England	6	3	3	1	1.0	0	0	0	0	0
2013 totals:		12	8	4	2	1.0	0	0	0	0	0

BARRY CHURCH

42

BARRY CHURCH

SAFETY

6-2 218 LBS.


TOLEDO

BORN FEBRUARY 11, 1988

PITTSBURGH, PENNSYLVANIA

ACQ: UFA (DALLAS) 2017

EXP: 8TH YEAR



TRANSACTIONS

Originally signed with Dallas as an undrafted free agent on 4/30/10 ... Signed a four-year contract extension with the club on 10/26/12 ... Signed by Jacksonville as an unrestricted free agent on 3/10/17

PRO (Games played/started - 90/63, 3/3)

- Elected as a team captain for the Cowboys in 2014 and 2016
- Career totals include 462 tackles, 16 PDs and five INTs in 90 career games (63 starts)

2016 (w/ DAL, 12/12, 1/1)

Started 12 games, but missed four games due to a fractured forearm ... Led the team with two INTs

- **9/18 at WAS:** Recorded five tackles, one pass defended and his fourth career INT
- **12/26 vs. DET:** Registered a season-high 12 tackles (seven solo)
- **1/15 vs. G.B.:** Notched four tackles and 1.0 sack in third postseason appearance

2015 (w/ DAL, 15/15)

Started 15 games, finishing the season on IR with a broken arm ... Finished second on the team with 113 tackles

- **11/15 at T.B.:** Recorded a season-high 11 tackles (nine solo) to finish second on the team
- **12/19 vs. NYJ:** Made his 50th career start and had seven tackles (four solo)

2014 (w/ DAL, 16/16, 2/2)

Elected by his teammates as one of the defensive captains for the season ... Started all 16 games for the second consecutive season ... Led the team in tackles (105) for the second straight year

- **9/14 at TEN:** Registered his second career INT and had six tackles (five solo) and one pass defended
- **11/23 at NYG:** Recorded seven solo tackles, including one for a loss, one pass defended, and returned an INT 45 yards
- **11/27 vs. PHI:** Had a season-high 11 tackles (nine solo) and one pass defended

2013 (w/ DAL, 16/16)

Started all 16 games played for the first time in his career ... Finished with the team-best and career-high 133 tackles (105 solo)

- **9/8 vs. NYG:** Recorded eight tackles (seven solo), his first NFL forced fumble and a fumble recovery, which he returned 27 yards for a TD
- **11/10 at N.O.:** Posted a season-high and team best 14 tackles (nine solo)
- **11/27 vs. OAK:** Registered eight tackles (six solo) to surpass the 100-tackle mark for the season, the first time in his career

2012 (w/ DAL, 3/3)

Earned the starting SS position in training camp, but was placed on IR after three games with an Achilles tendon injury

2011 (w/ DAL, 13/1)

Played in 13 games finishing the season on IR due to a shoulder injury

- **9/18 at WAS:** Recorded four tackles (three solo), including two for a loss
- **12/11 vs. NYG:** Earned his first NFL start and registered two tackles before leaving the game with a shoulder injury

2010 (w/ DAL, 15/0)

Was one of four rookie free agents to make the active roster and played in 15 games seeing time mainly on special teams

- **9/19 vs. CHI:** Made his NFL debut on special teams
- **10/31 vs. JAX:** Registered four tackles (three solo) as a reserve safety

COLLEGE (at Toledo, 2006-09)

- Career totals include 354 tackles, 26 for a loss, nine INTs, 18 passes defended, six forced fumbles and three blocked kicks
- As a senior, was named first-team ALL-MAC for the fourth time, becoming the first Rocket and the third MAC player to ever achieve that distinction
- Was one-of-12 semifinalists for the Jim Thorpe Award (top defensive back) and selected to play in the East-West Shrine Game

PERSONAL

- Attended Penn Hills (Pittsburgh) High School and named to the *Pittsburgh Tribune-Review's* "Terrific 25" team and second-team all-state Class AAAA at safety as a senior
- As a senior, had 80 tackles, 9.0 sacks and four INTs, as well as 30 catches for 670 yards and four offensive TDs
- He and his wife, Marcia, were married in June 2015
- Twitter handle is @BarryChurch42

REGULAR SEASON CAREER STATISTICS

YEAR	TEAM	GP/GS	TKL	SOLO	ASST	SACKS	FF	FR	PD	INT	TD
2010	DAL	15/0	13	10	3	0.0	1	0	0	0	0
2011	DAL	13/1	20	16	4	0.0	0	0	0	0	0
2012	DAL	3/3	5	3	2	0.0	0	1	0	0	0
2013	DAL	16/16	133	105	28	0.0	3	1	6	1	1
2014	DAL	16/16	93	73	20	0.0	1	1	6	2	0
2015	DAL	15/15	113	75	38	0.0	1	0	0	0	0
2016	DAL	12/12	85	61	24	0.0	1	0	4	2	0
NFL totals:		7 yrs. 90/63	462	343	119	0.0	7	3	16	5	1

POSTSEASON CAREER STATISTICS

YEAR	TEAM	GP/GS	TKL	SOLO	ASST	SACKS	FF	FR	PD	INT
2014	DAL	2/2	12	10	2	0.0	1	0	0	0
2016	DAL	1/1	4	2	2	1.0	0	0	0	0
Postseason totals:		3/3	16	12	4	1.0	1	0	0	0

2016 GAME-BY-GAME STATISTICS

DATE	OPP	TKL	SOLO	ASST	ST	SACKS	FF	FR	PD	INT
09/11	vs. New York Giants	7	4	3	0	0.0	0	0	0	0
09/18	at Washington	5	3	2	0	0.0	0	0	1	1
09/25	vs. Chicago	9	6	3	0	0.0	0	0	1	0
10/02	at San Francisco	8	8	0	0	0.0	0	0	0	0
10/09	vs. Cincinnati	8	7	1	0	0.0	0	0	0	0
10/16	at Green Bay	5	4	1	0	0.0	1	0	1	1
10/23	BYE WEEK									
10/30	vs. Philadelphia	3	2	1	0	0.0	0	0	0	0
11/06	at Cleveland				ina					
11/13	at Pittsburgh				ina					
11/20	vs. Baltimore				ina					
11/24	vs. Washington				ina					
12/01	at Minnesota	9	7	2	0	0.0	0	0	0	0
12/11	at New York Giants	8	4	4	0	0.0	0	0	1	0
12/18	vs. Tampa Bay	6	5	1	0	0.0	0	0	0	0
12/26	vs. Detroit	12	7	5	0	0.0	0	0	0	0
01/01	at Philadelphia	5	4	1	0	0.0	0	0	0	0
2016 totals:		85	61	24	0	0.0	1	0	4	2
1/15	vs. Green Bay	4	2	2	0	1.0	0	0	0	0
Postseason totals:		4	2	2	0	1.0	0	0	0	0

2015 GAME-BY-GAME STATISTICS

DATE	OPP	TKL	SOLO	ASST	ST	SACKS	FF	FR	PD	INT
09/13	vs. New York Giants	8	4	4	0	0.0	0	0	0	0
09/20	at Philadelphia	6	4	2	0	0.0	0	0	0	0
09/27	vs. Atlanta	6	4	2	0	0.0	0	0	0	0
10/04	at New Orleans	8	6	2	1	0.0	0	0	0	0
10/11	vs. New England	8	5	3	0	0.0	0	0	0	0
10/18	BYE WEEK									
10/25	at New York Giants	6	4	2	1	0.0	0	0	0	0
11/01	vs. Seattle	9	5	4	1	0.0	0	0	0	0
11/08	vs. Philadelphia	8	4	4	0	0.0	0	0	0	0
11/15	at Tampa Bay	11	9	2	0	0.0	0	0	0	0
11/22	at Miami	4	3	1	0	0.0	0	0	0	0
11/26	vs. Carolina	4	2	2	0	0.0	0	0	0	0
12/07	at Washington	10	7	3	0	0.0	0	0	0	0
12/13	at Green Bay	11	9	2	0	0.0	0	0	0	0
12/19	vs. New York Jets	7	4	3	0	0.0	0	0	0	0
12/27	at Buffalo	7	5	2	0	0.0	1	0	0	0
01/03	vs. Washington				IR					
2015 totals:		113	75	38	3	0.0	1	0	0	0

BARRY CHURCH

2014 GAME-BY-GAME STATISTICS

DATE	OPP	TKL	SOLO	ASST	ST	SACKS	FF	FR	PD	INT
09/07	vs. San Francisco	5	2	3	0	0.0	0	0	1	0
09/14	at Tennessee	6	5	1	0	0.0	0	0	1	1
09/21	at St. Louis	5	4	1	0	0.0	0	0	0	0
09/28	vs. New Orleans	6	5	1	0	0.0	0	0	0	0
10/05	vs. Houston	6	6	0	0	0.0	0	0	0	0
10/12	at Seattle	5	2	3	0	0.0	0	0	1	0
10/19	vs. New York Giants	8	6	2	0	0.0	1	0	0	0
10/27	vs. Washington	6	5	1	0	0.0	0	0	0	0
11/02	vs. Arizona	5	4	1	0	0.0	0	0	0	0
11/09	at Jacksonville	2	2	0	0	0.0	0	1	0	0
11/16	BYE WEEK									
11/23	at New York Giants	7	7	0	1	0.0	0	0	1	1
11/27	vs. Philadelphia	11	9	2	0	0.0	0	0	1	0
12/04	at Chicago	4	4	0	1	0.0	0	0	1	0
12/14	at Philadelphia	6	6	0	2	0.0	0	0	0	0
12/21	vs. Indianapolis	3	1	2	0	0.0	0	0	0	0
12/28	vs. Washington	8	5	3	0	0.0	0	0	0	0
2014 totals:		93	73	20	4	0.0	1	1	6	2
01/04	vs. Detroit	4	3	1	0	0.0	1	0	0	0
01/11	at Green Bay	8	7	1	0	0.0	0	0	0	0
Postseason totals:		12	10	2	0	0.0	1	0	0	0

2013 GAME-BY-GAME STATISTICS

DATE	OPP	TKL	SOLO	ASST	ST	SACKS	FF	FR	PD	INT
09/08	vs. New York Giants	8	7	1	0	0.0	1	1	0	0
09/15	at Kansas City	7	7	0	0	0.0	0	0	0	0
09/22	vs. St. Louis	3	3	0	0	0.0	0	0	3	0
09/29	at San Diego	9	8	1	0	0.0	0	0	0	0
10/06	vs. Denver	11	10	1	0	0.0	1	0	1	0
10/13	vs. Washington	9	8	1	0	0.0	0	0	1	0
10/20	at Philadelphia	5	4	1	0	0.0	0	0	1	1
10/27	at Detroit	9	7	2	0	0.0	1	0	0	0
11/03	vs. Minnesota	5	4	1	0	0.0	0	0	0	0
11/10	at New Orleans	14	9	5	0	0.0	0	0	0	0
11/17	BYE WEEK									
11/24	at New York Giants	13	8	5	0	0.0	0	0	0	0
11/28	vs. Oakland	8	6	2	0	0.0	0	0	0	0
12/09	at Chicago	7	6	1	1	0.0	0	0	0	0
12/15	vs. Green Bay	11	8	3	0	0.0	0	0	0	0
12/22	at Washington	7	4	3	0	0.0	0	0	0	0
12/29	vs. Philadelphia	7	6	1	1	0.0	0	0	0	0
2013 totals:		133	105	28	2	0.0	3	1	6	1

2012 GAME-BY-GAME STATISTICS

DATE	OPP	TKL	SOLO	ASST	ST	SACKS	FF	FR	PD	INT
09/05	at New York Giants	1	0	1	1	0.0	0	1	0	0
09/16	at Seattle	1	0	1	0	0.0	0	0	0	0
09/23	vs. Tampa Bay	3	3	0	0	0.0	0	0	0	0
10/01	vs. Chicago				IR					
10/08	BYE WEEK									
10/14	at Baltimore				IR					
10/21	at Carolina				IR					
10/28	vs. New York Giants				IR					
11/04	at Atlanta				IR					
11/11	at Philadelphia				IR					
11/18	vs. Cleveland				IR					
11/22	vs. Washington				IR					
12/02	vs. Philadelphia				IR					
12/09	at Cincinnati				IR					
12/16	vs. Pittsburgh				IR					
12/23	vs. New Orleans				IR					
12/30	at Washington				IR					
2012 totals:		5	3	2	1	0.0	0	1	0	0

2011 GAME-BY-GAME STATISTICS

DATE	OPP	TKL	SOLO	ASST	ST	SACKS	FF	FR	PD	INT
09/11	at New York Jets	2	2	0	1	0.0	0	0	0	0
09/18	at San Francisco	0	0	0	0	0.0	0	0	0	0
09/26	vs. Washington	0	0	0	1	0.0	0	0	0	0
10/02	vs. Detroit	5	4	1	1	0.0	0	0	0	0
10/09	BYE WEEK									
10/16	at New England	1	0	1	1	0.0	0	0	0	0
10/23	vs. St. Louis	0	0	0	0	0.0	0	0	0	0
10/30	at Philadelphia	0	0	0	0	0.0	0	0	0	0
11/06	vs. Seattle	2	2	0	0	0.0	0	0	0	0
11/13	vs. Buffalo	4	3	1	0	0.0	0	0	0	0
11/20	at Washington	4	3	1	0	0.0	0	0	0	0
11/24	vs. Miami	0	0	0	0	0.0	0	0	0	0
12/04	at Arizona	0	0	0	1	0.0	0	0	0	0
12/11	vs. New York Giants	2	2	0	0	0.0	0	0	0	0
12/17	at Tampa Bay				IR					
12/24	vs. Philadelphia				IR					
01/01	at New York Giants				IR					
2011 totals:		20	16	4	5	0.0	0	0	0	0

2010 GAME-BY-GAME STATISTICS


DATE	OPP	TKL	SOLO	ASST	ST	SACKS	FF	FR	PD	INT
09/12	at Washington				ina					
09/19	vs. Chicago	0	0	0	0	0.0	0	0	0	0
09/26	at Houston	1	1	0	0	0.0	0	0	0	0
10/03	BYE WEEK									
10/10	vs. Tennessee	0	0	0	0	0.0	0	0	0	0
10/17	at Minnesota	0	0	0	1	0.0	0	0	0	0
10/25	vs. New York Giants	0	0	0	0	0.0	0	0	0	0
10/31	vs. Jacksonville	4	3	1	0	0.0	0	0	0	0
11/07	at Green Bay	3	2	1	1	0.0	1	0	0	0
11/14	at New York Giants	2	1	1	1	0.0	0	0	0	0
11/21	vs. Detroit	1	1	0	0	0.0	0	0	0	0
11/25	vs. New Orleans	0	0	0	0	0.0	0	0	0	0
12/05	at Indianapolis	0	0	0	0	0.0	0	0	0	0
12/12	vs. Philadelphia	0	0	0	0	0.0	0	0	0	0
12/19	vs. Washington	2	2	0	1	0.0	0	0	0	0
12/25	at Arizona	0	0	0	1	0.0	0	0	0	0
01/02	at Philadelphia	0	0	0	0	0.0	0	0	0	0
2010 totals:		13	10	3	5	0.0	1	0	0	0

AUDIE COLE

57

AUDIE COLE

LINEBACKER
6-5 248 LBS
NORTH CAROLINA STATE
BORN JUNE 1, 1989
MONROE, MICHIGAN
ACQ: UFA (MINNESOTA) 2017
EXP: 6TH YEAR



TRANSACTIONS

Originally drafted by Minnesota in the seventh round (210th overall) in the 2012 NFL Draft ... Signed with Jacksonville on 3/11/17

PRO (Games played/started - 57/7, 1/0)

- Led the Vikings in special teams tackles with a career-high 13 in 2016
- Career totals include 65 tackles (40 solo), 3.0 tackles for loss and two passes defended

2016 (w/ MIN, 16/0)

Totaled a team-best 13 special teams tackles and six defensive tackles (five solo), appearing in all 16 games for the second time in his career

- **12/24 at GB:** Notched a career-high four special teams tackles

2015 (w/ MIN, 7/1)

Played in seven games with one start ... Placed on injured reserve (leg) on 11/10/15

- **11/8 vs. STL:** Started at MLB

2014 (w/ MIN, 16/1)

Saw action in all 16 games for the first time in his career and started the season finale against Chicago ... Finished second on the team in special teams tackles with 12

- **12/28 vs. CHI:** Started at WLB and led the team with 14 tackles, one tackle for a loss and one pass defended

2013 (w/ MIN, 13/5)

Saw action in 13 games with five starts ... Totaled 49 tackles, three tackles for a loss 1.0 sack and three passes defended ... Placed on injured reserve 12/27/13

- **11/24 at GB:** Recorded a career-high 18 tackles, two tackles for a loss and 1.0 sack
- **12/1 at CHI:** Registered 12 tackles
- **12/8 at BAL:** Recorded 12 tackles

2012 (w/ MIN, 5/0, 1/0)

Saw action primarily on special teams

- **9/23 vs. SF:** Made NFL debut

COLLEGE (at North Carolina State, 2007-11)

- Career totals include 328 tackles, 32.5 tackles for a loss and 15.0 sacks
- Semi-finalist for the 2011 Butkus Award after he led the team with 132 tackles and appeared in every game at MLB
- Tied for or led the team in tackles from 2009-11

PERSONAL

- Attended Monroe (Monroe, Mich) High School and was named All-League as a senior where he played QB, S and LB
- Also lettered in basketball and baseball
- Cut his trademark long hair during 2013 and 2015 offseasons and donated to charity program benefitting youth fighting cancer, Children With Hair Loss, in Michigan
- Golden Gloves winner in boxing
- Can be found on Twitter at @Audiesel1

REGULAR SEASON CAREER STATISTICS

DATE	TEAM	GP/GS	TKL	SOLO	ASST	TFL	SACKS	ST	FF	FR	INT	PD
2012	MIN	5/0	0	0	0	0	0.0	0	0	0	0	0
2013	MIN	13/5	42	24	18	2	1.0	3	0	0	0	1
2014	MIN	16/1	16	13	3	1	0.0	9	0	0	0	1
2015	MIN	7/1	2	2	0	0	0.0	1	0	1	0	0
2016	MIN	16/0	5	1	4	0	0.0	6	0	0	0	0
NFL totals:		5 yr.	52/7	12	7	5	1	0.0	0	0	0	0

2016 GAME-BY-GAME STATISTICS

DATE	OPP	TKL	SOLO	ASST	TFL	SACKS	ST	FF	FR	INT	PD
09/11	at Tennessee	0	0	0	0	0.0	0	0	0	0	0
09/18	vs. Green Bay	0	0	0	0	0.0	0	0	0	0	0
09/25	at Carolina	0	0	0	0	0.0	0	0	0	0	0
10/03	vs. New York	0	0	0	0	0.0	1	0	0	0	0
10/09	vs. Houston	0	0	0	0	0.0	1	0	0	0	0
10/16	BYE WEEK										
10/23	at Philadelphia	0	0	0	0	0.0	1	0	0	0	0
10/31	at Chicago	0	0	0	0	0.0	0	0	0	0	0
11/06	vs. Detroit	1	0	1	0	0.0	0	0	0	0	0
11/13	at Washington	3	0	3	0	0.0	0	0	0	0	0
11/20	vs. Arizona	0	0	0	0	0.0	0	0	0	0	0
11/24	at Detroit	1	1	0	0	0.0	0	0	0	0	0
12/01	vs. Dallas	0	0	0	0	0.0	1	0	0	0	0
12/11	at Jacksonville	0	0	0	0	0.0	1	0	0	0	0
12/18	vs. Indianapolis	0	0	0	0	0.0	0	0	0	0	0
12/24	at Green Bay	0	0	0	0	0.0	1	0	0	0	0
01/01	vs. Chicago	0	0	0	0	0.0	0	0	0	0	0
2016 totals:		5	1	4	0	0.0	6	0	0	0	0

2015 GAME-BY-GAME STATISTICS

DATE	OPP	TKL	SOLO	ASST	TFL	SACKS	ST	FF	FR	INT	PD
09/14	at San Francisco	0	0	0	0	0.0	0	0	1	0	0
09/20	vs. Detroit	0	0	0	0	0.0	1	0	0	0	0
09/27	vs. San Diego	0	0	0	0	0.0	0	0	0	0	0
10/04	at Denver	0	0	0	0	0.0	0	0	0	0	0
10/11	BYE WEEK										
10/18	vs. Kansas City	0	0	0	0	0.0	0	0	0	0	0
10/25	at Detroit	0	0	0	0	0.0	0	0	0	0	0
11/01	at Chicago					ina					
11/08	vs. St. Louis	2	2	0	0	0.0	0	0	0	0	0
11/15	at Oakland					IR					
11/22	vs. Green Bay					IR					
11/29	at Atlanta					IR					
12/06	vs. Seattle					IR					
12/10	at Arizona					IR					
12/20	vs. Chicago					IR					
12/27	vs. New York Giants					IR					
01/03	at Green Bay					IR					
2015 totals:		2	2	0	0	0.0	1	0	1	0	0

2014 GAME-BY-GAME STATISTICS

DATE	OPP	TKL	SOLO	ASST	TFL	SACKS	ST	FF	FR	INT	PD
09/07	at St. Louis	0	0	0	0	0.0	0	0	0	0	0
09/14	vs. New England	0	0	0	0	0.0	0	0	0	0	0
09/21	at New Orleans	0	0	0	0	0.0	0	0	0	0	0
09/28	vs. Atlanta	0	0	0	0	0.0	2	0	0	0	0
10/02	at Green Bay	0	0	0	0	0.0	1	0	0	0	0
10/12	vs. Detroit	0	0	0	0	0.0	0	0	0	0	0
10/19	at Buffalo	0	0	0	0	0.0	0	0	0	0	0
10/26	at Tampa Bay	0	0	0	0	0.0	0	0	0	0	0
11/01	vs. Washington	0	0	0	0	0.0	1	0	0	0	0
11/09	BYE WEEK										
11/16	at Chicago	0	0	0	0	0.0	1	0	0	0	0
11/23	vs. Green Bay	0	0	0	0	0.0	2	0	0	0	0
11/30	vs. Carolina	0	0	0	0	0.0	0	0	0	0	0
12/07	vs. New York Jets	0	0	0	0	0.0	2	0	0	0	0
12/14	at Detroit	0	0	0	0	0.0	0	0	0	0	0
12/21	at Miami	2	2	0	0	0.0	0	0	0	0	0
12/28	vs. Chicago	14	11	3	1	0.0	0	0	0	0	1
2014 totals:		16	13	3	1	0.0	9	0	0	0	1

AUDIE COLE



2013 GAME-BY-GAME STATISTICS

DATE	OPP	TKL	SOLO	ASST	TFL	SACKS	ST	FF	FR	INT	PD
09/08	at Detroit	0	0	0	0	0.0	1	0	0	0	0
09/15	at Chicago	0	0	0	0	0.0	0	0	0	0	0
09/22	vs. Cleveland	0	0	0	0	0.0	0	0	0	0	0
09/29	vs. Pittsburgh	0	0	0	0	0.0	0	0	0	0	0
10/06	BYE WEEK										
10/13	vs. Carolina				ina						
10/21	at New York Giants	0	0	0	0	0.0	0	0	0	0	0
10/27	vs. Green Bay	0	0	0	0	0.0	1	0	0	0	0
11/03	at Dallas	0	0	0	0	0.0	0	0	0	0	0
11/07	vs. Washington				ina						
11/17	at Seattle	1	0	1	0	0.0	0	0	0	0	0
11/24	at Green Bay	13	11	2	2	1.0	0	0	0	0	0
12/01	vs. Chicago	9	4	5	0	0.0	0	0	0	0	1
12/08	at Baltimore	12	6	6	0	0.0	1	0	0	0	0
12/15	vs. Philadelphia	7	3	4	0	0.0	0	0	0	0	0
12/22	at Cincinnati	0	0	0	0	0.0	0	0	0	0	0
12/29	vs. Detroit				IR						
2013 totals:		16	13	3	1	0.0	9	0	0	0	1

AARON COLVIN

22

AARON COLVIN

CORNERBACK
6-0 193 LBS.
OKLAHOMA
BORN OCTOBER 2, 1991
TULSA, OKLAHOMA
ACQ: 4TH ROUND OF 2014 DRAFT (114TH)
EXP: 4TH YEAR



TRANSACTIONS

Originally drafted by Jacksonville in the fourth round (114th overall) of the 2014 draft ... Placed on injured reserve on 12/23/16

PRO (Games played/started - 32/20)

- Since 2015, his 5.0 sacks are most in the NFL by a CB and tied for the most by a defensive back (K.C.'s **Ron Parker**)
- Began rookie season on reserve/physically unable to perform list after suffering an ACL injury while playing for the Jaguars coaching staff on the South squad at the Senior Bowl in 2014

2016 (w/ JAX - 10/4)

Missed the first four games of the season on the Reserve/Suspended by the Commissioner list

- **10/16 at CHI:** Made his season debut, posting five solo tackles, including one tackle for loss
- **10/23 vs. OAK:** Tallied three solo tackles at CB
- **10/27 at TEN:** Started at LCB and made two tackles (one solo)
- **11/6 at K.C.:** Saw action at CB and made seven tackles (five solo)
- **11/13 vs. HOU:** Saw action at CB and registered a seven-yard sack
- **11/20 at DET:** Started at CB and recorded two solo tackles before exiting the game with a concussion
- **11/27 at BUF:** Saw action at CB and on special teams
- **12/4 vs. DEN:** Saw action at CB and made one solo tackle
- **12/11 vs. MIN:** Started at CB and made one tackle
- **12/18 at HOU:** Started at CB before exiting the game with an ankle jersey

2015 (w/ JAX - 16/15)

Started in 15 of 16 games at RCB, totaling 73 tackles (60 solo), seven passes defended, six tackles for loss and 4.0 sacks ... His 4.0 sacks are the most by an NFL DB since **Roman Harper's** 7.5 sacks in 2011 and the most by a Jaguars DB since **Aaron Beasley's** 5.0 sacks in 2000 (Colvin's 4.0 sacks are the second-most by a Jaguars DB in franchise history)

- **9/20 vs. MIA:** Made six tackles (five solo)
- **10/4 at IND:** Started at RCB, recording six tackles (five solo), including two tackles for loss, and his first career sack
- **10/11 at T.B.:** Started at RCB, tallying five tackles (five solo) and one sack
- **10/25 vs. BUF:** Made six tackles (six solo), including a sack-fumble that DE **Chris Clemons** returned for a TD ... Recorded the game-clinching PBU with 57 seconds remaining in the game to force a turnover on downs
- **11/8 at NYJ:** Made a season-high eight tackles (four solo), including one tackle for loss
- **11/19 vs. TEN:** Started at RCB, making seven tackles (seven solo), three passes defended and one sack
- **12/27 at N.O.:** Started at RCB and made a season-high nine tackles (five solo)

2014 (w/ JAX - 6/1)

Saw action in six games as a rookie and totaled 25 tackles (21 solo), two passes defended, two QB hits and one fumble recovery ... Placed on the reserve/physically unable to perform list on Aug. 26 and was activated to 53-man roster on Nov. 11

- **11/23 at IND:** Made NFL debut and saw action at CB and on special teams ... Finished with one solo tackle
- **11/30 vs. NYG:** Saw extensive action at CB ... Scored a TD on a 41-yard fumble return in the fourth quarter, his first career score ... It marked the fifth-longest fumble recovery for a touchdown in team history and longest since 2007 (77 yards, Daryl Smith, Oct. 14 vs. Houston)
- **12/7 vs. HOU:** Registered five tackles (four solo) and added one special teams tackle
- **12/18 vs. TEN:** Posted a career-high seven solo tackles and one pass defended

COLLEGE (at Oklahoma, 2010-13)

- Four-year letterman
- Appeared in 50 games with 36 starts
- Career totals include 234 tackles (170 solo), 15 tackles for a loss, 3.5 sacks, five INTs, one forced fumble, three fumble recoveries and 23 passes defended
- Started 35 of his last 36 games
- Named a semifinalist for the Thorpe Award as a senior, given to the top defensive back in college football

- Was All-Big 12 first-team selection by coaches, AP and the San Antonio Express-News
- Majored in communications

PERSONAL

- Attended Owasso (Okla.) High School
- Son of Bryant and Lisa Colvin
- Twitter handle is @AColvin_22



REGULAR SEASON CAREER STATISTICS

YEAR	TEAM	GP/GS	TKL	SOLO	ASST	SACKS	FF	FR	PD	INT
2014	JAX	6/1	25	21	4	0.0	0	1	2	0
2015	JAX	16/15	73	60	13	4.0	1	0	7	0
2016	JAX	10/4	22	18	4	1.0	0	0	0	0
NFL totals: 3 yrs.		32/20	120	99	21	5.0	1	1	9	0



CAREER HIGHS

	GAME	SEASON
Tackles:	8 (11/8/15 at NYJ)	73 (2015)
Sacks:	1.0 (five times, last: 11/13/16 vs. HOU)	4.0 (2016)
Passes defended:	3 (11/19/15 vs. TEN)	7 (2015)
Forced fumbles:	1 (10/25/15 vs. BUF)	1 (2015)
Fumble recoveries:	1 (11/30/14 vs. NYG)	1 (2014)



2016 GAME-BY-GAME STATISTICS

DATE	OPP	TKL	SOLO	ASST	SACKS	FF	FR	PD	INT	
09/11	vs. Green Bay				--					
09/18	at San Diego				--					
09/25	vs. Baltimore				--					
10/02	vs. Indianapolis				--					
BYE WEEK										
10/16	at Chicago	5	5	0	0.0	0	0	0	0	
10/23	vs. Oakland	3	3	0	0.0	0	0	0	0	
10/27	at Tennessee	2	1	1	0.0	0	0	0	0	
11/06	Kansas City	7	5	2	0.0	0	0	0	0	
11/13	vs. Houston	1	1	0	1.0	0	0	0	0	
11/20	at Detroit	2	2	0	0.0	0	0	0	0	
11/27	at Buffalo	0	0	0	0.0	0	0	0	0	
12/04	vs. Denver	1	1	0	0.0	0	0	0	0	
12/11	vs. Minnesota	1	0	1	0.0	0	0	0	0	
12/18	at Houston	0	0	0	0.0	0	0	0	0	
12/24	vs. Tennessee				IR					
01/01	at Indianapolis				IR					
2016 totals:		22	18	4	1.0	0	0	0	0	



2015 GAME-BY-GAME STATISTICS

DATE	OPP	TKL	SOLO	ASST	SACKS	FF	FR	PD	INT	
09/13	vs. Carolina	2	1	1	0.0	0	0	0	0	
09/20	vs. Miami	6	5	1	0.0	0	0	0	0	
09/27	at New England	2	2	0	0.0	0	0	0	0	
10/04	at Indianapolis	6	5	1	1.0	0	0	0	0	
10/11	at Tampa Bay	6	5	1	1.0	0	0	0	0	
10/18	vs. Houston	4	4	0	0.0	0	0	0	0	
10/25	vs. Buffalo	6	6	0	1.0	1	0	1	0	
BYE WEEK										
11/08	at N.Y. Jets	8	4	4	0.0	0	0	0	0	
11/15	at Baltimore	4	3	1	0.0	0	0	0	0	
11/19	vs. Tennessee	7	7	0	1.0	0	0	3	0	
11/29	vs. San Diego	3	3	0	0.0	0	0	1	0	
12/06	at Tennessee	0	0	0	0.0	0	0	1	0	
12/13	vs. Indianapolis	2	2	0	0.0	0	0	0	0	
12/20	vs. Atlanta	3	3	0	0.0	0	0	0	0	
12/27	at New Orleans	9	5	4	0.0	0	0	0	0	
01/03	at Houston	5	4	1	0.0	0	0	1	0	
2015 totals:		73	60	13	4.0	1	0	7	0	

AARON COLVIN




2014 GAME-BY-GAME STATISTICS

DATE	OPP	TKL	SOLO	ASST	SACKS	FF	FR	PD	INT
09/07	at Philadelphia				PUP				
09/14	at Washington				PUP				
09/21	vs. Indianapolis				PUP				
09/28	at San Diego				PUP				
10/05	vs. Pittsburgh				PUP				
10/12	at Tennessee				PUP				
10/19	vs. Cleveland				PUP				
10/26	vs. Miami				PUP				
11/02	at Cincinnati				PUP				
11/09	vs. Dallas				PUP				
	BYE WEEK								
11/23	at Indianapolis	1	1	0	0.0	0	0	0	0
11/30	vs. N.Y. Giants	4	3	1	0.0	0	1	1	0
12/07	vs. Houston	5	4	1	0.0	0	0	0	0
12/14	at Baltimore	4	3	1	0.0	0	0	0	0
12/18	vs. Tennessee	7	7	0	0.0	0	0	1	0
12/28	at Houston	4	3	1	0.0	0	0	0	0
2014 totals:		25	21	4	0.0	0	1	2	0

SHELDON DAY

61

SHELDON DAY



DEFENSIVE TACKLE

6-1 294 LBS.

NOTRE DAME

BORN JULY 1, 1994

INDIANAPOLIS, INDIANA

ACQ: 4TH ROUND OF 2016 DRAFT (103RD)

EXP: 2ND YEAR

TRANSACTIONS

- Originally drafted by Jacksonville in the fourth round (103rd overall) of the 2016 NFL Draft

PRO (Games played/started - 16/0)

Rookie DT who made his rookie debut in the team's season opener

2016 (w/ JAX - 16/0)

- 9/11 vs. G.B.:** Made his Jaguars debut and played seven snaps at DT and one on special teams
- 9/18 at S.D.:** Saw action at DT and made one solo tackle for loss
- 9/25 vs. BAL:** Saw action at DT, making his first career tackle, and on special teams
- 10/2 vs. IND:** Played 17 snaps at DT and had one tackle for loss
- 10/16 at CHI:** Saw action at DT and on special teams
- 10/23 vs. OAK:** Saw action at DT and on special teams
- 10/27 at TEN:** Saw action at DT and recorded one tackle for loss
- 11/6 at K.C.:** Saw action at DT
- 11/13 vs. HOU:** Saw action at DT and on special teams
- 11/20 at DET:** Saw action at DT and on special teams
- 11/27 at BUF:** Saw action at DT and on special teams
- 12/4 vs. DEN:** Saw action at DT and on special teams
- 12/11 vs. MIN:** Saw action at DT and made one tackle
- 12/18 at HOU:** Saw action at DT and made one solo tackle
- 12/24 vs. TEN:** Saw action at DT and made his first career sack on QB **Marcus Mariota**
- 1/1 at IND:** Saw action at DT and assisted on one tackle

COLLEGE (at Notre Dame, 2012-15)

As a senior, named season-long captain at the end of camp ... Registered 45 tackles (33 solo), 15.5 tackles for loss, 4.0 sacks, four passes defensed and two forced fumbles ... His 15.5 tackles for loss were the most by a Notre Dame player since **Derek Landri** in 2006 ... Recorded at least one tackle for loss in 11 of the team's 13 games ... As a junior, registered 40 tackles (24 solo), 7.5 tackles for loss, one sack, nine quarterback hurries, two passes defensed and two fumble recoveries ... Played in all 13 games as a true freshman

PERSONAL

- Son of David Day and Carol Boyd
- Attended Warren Central (Indianapolis) High School
- Second-team selection on SI.com High School All-America team
- Ranked the sixth-best defensive tackle in the country and the 50th-best player in his class by Scout.com
- Runner-up for 2011 Indiana Mr. Football award as chosen by the Indiana Football Coaches Association
- Made 55 tackles, 12 for loss, nine sacks, 12 quarterback pressures and two fumble recoveries as a senior

REGULAR SEASON CAREER STATISTICS

YEAR	TEAM	GP/GS	TKL	SOLO	ASST	ST	SACKS	FF	FR	PD	TFL
2016	JAX	16/0	8	6	2	0	1.0	0	0	0	2
NFL totals: 1 yr.		16/0	8	6	2	0	1.0	0	0	0	2

2016 GAME-BY-GAME STATISTICS

DATE	OPP	TKL	SOLO	ASST	ST	SACKS	FF	FR	PD	TFL
09/11	vs. Green Bay	0	0	0	0	0.0	0	0	0	0
09/18	at San Diego	1	1	0	0	0.0	0	0	0	1
09/25	vs. Baltimore	1	1	0	0	0.0	0	0	0	0
10/02	vs. Indianapolis	1	1	0	0	0.0	0	0	0	1
BYE WEEK										
10/16	at Chicago	0	0	0	0	0.0	0	0	0	0
10/23	vs. Oakland	0	0	0	0	0.0	0	0	0	0
10/27	at Tennessee	1	1	0	0	0.0	0	0	0	1
11/06	at Kansas City	0	0	0	0	0.0	0	0	0	0
11/13	vs. Houston	0	0	0	0	0.0	0	0	0	0
11/20	at Detroit	0	0	0	0	0.0	0	0	0	0
11/27	at Buffalo	0	0	0	0	0.0	0	0	0	0
12/04	vs. Denver	0	0	0	0	0.0	0	0	0	0
12/11	vs. Minnesota	1	0	1	0	0.0	0	0	0	0
12/18	at Houston	1	1	0	0	0.0	0	0	0	0
12/24	vs. Tennessee	1	1	0	0	1.0	0	0	0	1
01/01	at Indianapolis	1	0	1	0	0.0	0	0	0	0
2016 totals:		8	6	2	0	1.0	0	0	0	4

BRIAN DIXON

[41]

BRIAN DIXON

CORNERBACK
6-0 195 LBS
NORTHWEST MISSOURI STATE
BORN APRIL 26, 1990
POMPANO BEACH, FLORIDA
ACQ: FREE AGENT 2017
EXP: 4TH YEAR



TRANSACTIONS

Originally signed by New Orleans as an undrafted free agent on 5/12/14 ... Waived on 9/3/16 ... Signed by New Orleans to the practice squad on 9/4/16 ... Promoted to the active roster on 10/1/16 ... Waived on 10/6/16 ... Signed by New Orleans to the practice squad on 10/10/16 ... Promoted to the active roster on 10/13/16 ... Waived on 11/7/16 ... Signed by New Orleans to the practice squad on 11/9/16 ... Signed by Arizona on 12/27/16 ... Waived on 5/2/17 ... Signed by Jacksonville on 5/22/17

PRO (Games played/started - 37/0)

Fourth-year CB has played in 37 games, including all 16 games in each of his first two professional seasons ... Career totals include 19 tackles, two forced fumbles and one pass defended

2016 (w/ N.O. - 5/0; w/ ARI - ina)

Started the season on the Saints' practice squad before being promoted to the active roster and playing in five games ... Posted one tackle and one special teams tackle with the Saints before finishing the season with the Cardinals

2015 (w/ N.O. - 16/0)

Played in all 16 games, finishing with 10 tackles (nine solo), a forced fumble and tied for second on the team with nine special teams tackles

- **1/3 at ATL:** Tallied a career-high four solo tackles in team's finale

2014 (w/ N.O. - 16/0)

Played in all 16 games and totaled eight solo tackles, one pass defended, one forced fumble and tied for third on the team with 12 special teams tackles

COLLEGE (at Northwest Missouri State - 2013-14; Joliet Junior College - 2012)

- Transferred to Northwest Missouri State from Joliet (Ill.) Junior College in 2012 and as a senior, helped the Bearcats win the 2013 NCAA Division II Football Championship
- With NWSU, he recorded 51 tackles, six INTs and a recovered block punt returned for a TD over the course of 25 games with 22 starts
- As a senior, recorded 21 tackles, one INT and six passes defended, two forced fumbles and one fumble recovery
- A first-team All-Conference defensive back with his twin brother, Brandon, at Joliet, with whom he played in New Orleans

PERSONAL

- Attended Coconut Creek (Fla.) High School
- Dixons are the 12th pair of twins to play in the NFL and the first NFL teammates since Gene and Tom Golson of the Louisville Colonels, a club that lasted only four games in 1926

REGULAR SEASON CAREER STATISTICS

DATE	TEAM	GP/GS	TKL	SOLO	ASST	TFL	SACKS	ST	FF	FR	INT	PD
2014	N.O.	16/0	9	7	2	0	0.0	0	1	0	0	0
2015	N.O.	16/0	13	11	2	0	0.0	0	1	0	0	0
2016	N.O.	5/0	1	1	0	0	0.0	0	0	0	0	0
2016	ARI	0/0	0	0	0	0	0.0	0	0	0	0	0
NFL totals: 4 yrs. 37/0			21	18	3	0	0.0	0	0	0	1	7

CAREER HIGHS


	GAME	SEASON
Tackles:	6 (12/29/13 at N.E.)	23 (2014)
Sacks:	1.0 (fives times; last: 9/27/15 at MIA)	3.0 (2014)
Forced fumbles:	1 (two times, last: 9/27/15 at MIA)	1 (2013, '14)
Fumble recoveries:	1 (10/26/14 at NYJ)	1 (2014)

ALEX ELLIS

48

ALEX ELLIS

TIGHT END
6-4 245 LBS.
TENNESSEE
BORN FEBRUARY 10, 1993
DELMAR, DELAWARE
ACQ: FREE AGENT (2016)
EXP: 2ND YEAR



TRANSACTIONS

Originally signed by Tennessee as an undrafted free agent on 5/9/16 ... Waived on 9/2/16 ... Signed by Jacksonville to the practice squad on 9/5/16 ... Promoted to the 53-man roster on 11/26/16

PRO (Games played/started - 6/3)

Spent his rookie training camp with Tennessee before joining Jacksonville's practice squad for the first 12 weeks of the regular season

2016 (w/ JAX - 6/3)

Was on the team's practice squad for the first 12 weeks of the season before being promoted to the active roster

- **11/27 at BUF:** Made his NFL debut, starting at TE and seeing action on special teams
- **12/4 vs. DEN:** Made his second consecutive start at TE and saw action on special teams
- **12/11 vs. MIN:** Saw action at TE and on special teams
- **12/18 at HOU:** Started at TE and made his first career reception for 1 yard
- **12/24 vs. TEN:** Saw action at TE and had two catches for 10 yards
- **1/1 at IND:** Saw action at TE

COLLEGE (at Tennessee, 2011-15)

- Former walk-on earned a scholarship and became a contributor at TE during his final two seasons
- Appeared in 26 games and totaled 14 receptions for 232 yards and one TD
- Named 2016 Muscle Milk Male Athlete of the Year, given annually to an athlete whose athletic accomplishments, in the opinion of the sports dietitian, reflect dedication to sports nutrition

PERSONAL

- Attended Delmar (Del.) High School and played QB
- Also lettered in lacrosse
- Son of Shea Ellis and Mackenzie Hay
- Born Alexander Colby Ellis in Salisbury, Md.

DANTE FOWLER JR.

56 DANTE FOWLER JR.

DEFENSIVE END
6-3 255 LBS
FLORIDA
BORN AUGUST 3, 1994
ST. PETERSBURG, FLORIDA
ACQ: 1ST ROUND OF 2015 DRAFT (3RD)
EXP: 3RD YEAR



TRANSACTIONS

Originally drafted by Jacksonville in the first round (third overall) of the 2015 draft ... Placed on injured reserve on 8/29/15

PRO (Games played/started - 16/1)

- First defensive player selected in the 2015 NFL Draft
- Second-highest defensive player drafted in Jaguars history (LB **Kevin Hardy** was selected 2nd overall in 1996)
- Joined RB **Fred Taylor** (9th, 1998), S **Reggie Nelson** (21st, 2007) and DE **Derrick Harvey** (8th, 2008) as the only players in franchise history to be drafted out of the University of Florida in the first round
- Joins Harvey as the only DEs selected in the first round in franchise history
- Ninth player selected by the Jaguars from the University of Florida, the most of any college/university in franchise history
- Became third Florida DE in last three years to be drafted in first round

2016 (w/ JAX - 16/1)

Made his NFL debut in the team's season opener

- **9/11 vs. G.B.:** Started at LEO and made three tackles (two solo) and one tackle for loss
- **9/18 at S.D.:** Recorded a career-high six tackles (five solo), including 2.0 sacks
- **9/25 vs. BAL:** Saw action at LEO and made one solo tackle and recorded his first career pass defended
- **10/2 vs. IND:** Saw action at LEO and made two solo tackles ... Posted two QB hurries, one of which resulted in **Yannick Ngakoue's** first-quarter INT after he tipped QB **Andrew Luck's** attempt
- **10/16 at CHI:** Saw action at LEO and made one solo tackle
- **10/23 vs. OAK:** Tallied two solo tackles at LEO
- **10/27 at TEN:** Saw action at LEO and totaled two tackles
- **11/6 at K.C.:** Saw action at LEO, making four tackles (one solo) and was credited with 0.5 sack
- **11/13 vs. HOU:** Saw action at LEO and made one solo tackle
- **11/20 at DET:** Saw action at LEO and made one solo tackle for loss
- **11/27 at BUF:** Saw action at LEO and made one tackle
- **12/4 vs. DEN:** Saw action at LEO and made four solo tackles, including one tackle for loss
- **12/11 vs. MIN:** Saw action at LEO and made one solo tackle
- **12/18 at HOU:** Saw action at LEO before exiting the game with a hip pointer
- **12/24 vs. TEN:** Tallied two solo tackles, along with 1.0 sack, two passes defended and three QB hits
- **1/1 at IND:** Saw action at LEO and assisted on one tackle, recorded 0.5 sack, one pass defended and two QB hits

2015 (w/ JAX - IR)

- Suffered a torn ACL on May 18, 2015 in Jaguars rookie mini-camp and was placed on IR on August 29, 2015

COLLEGE (at Florida, 2012-14)

- Declared for the NFL Draft following his junior season
- Played in 37 games with 25 starts
- Career totals included 140 tackles (73 solo), 34 tackles for loss, 14.5 sacks, five forced fumbles, two fumble recoveries and two passes defended
- Started the final 24 games of his career
- Served as a team captain his junior season and two games as a sophomore

PERSONAL

- Attended Lakewood Senior (St. Petersburg, Fla.) High School, where he played for Head Coach Cory Moore
- A five-star prospect ranked as the No. 3 weakside defensive side and No. 28 recruit overall by Rivals.com
- Ranked in the Rivals100 national list (No. 28), as well as the ESPN 150 national list (No. 71)
- Named an Honorable Mention All-American by Sports Illustrated
- Also competed as a shot putter, recording a top-throw of 14.32 meters
- Son of Lanora and Dante Fowler Sr.
- Has one son, Dante Fowler III, who is three years old
- Has two younger brothers, Donterio and Cam'Ron
- Twitter handle is @DanteFowler

REGULAR SEASON CAREER STATISTICS

YEAR	TEAM	GP/GS	TKL	SOLO	ASST	ST	SACKS	FF	FR	PD	TFL
2015	JAX					IR					
2016	JAX	16/1	32	23	9	0	4.0	0	0	5	6
NFL totals: 2 yrs. 16/1			32	23	9	0	4.0	0	0	5	6

2016 GAME-BY-GAME STATISTICS

DATE	OPP	TKL	SOLO	ASST	ST	SACKS	FF	FR	PD	TFL
09/11	vs. Green Bay	3	2	1	0	0.0	0	0	0	1
09/18	at San Diego	6	5	1	0	2.0	0	0	0	2
09/25	vs. Baltimore	1	1	0	0	0.0	0	0	1	0
10/02	vs. Indianapolis	2	2	0	0	0.0	0	0	1	0
BYE WEEK										
10/16	at Chicago	1	1	0	0	0.0	0	0	0	0
10/23	vs. Oakland	2	2	0	0	0.0	0	0	0	0
10/27	at Tennessee	2	0	2	0	0.0	0	0	0	0
11/06	at Kansas City	4	1	3	0	0.5	0	0	0	0
11/13	vs. Houston	1	1	0	0	0.0	0	0	0	0
11/20	at Detroit	1	1	0	0	0.0	0	0	0	1
11/27	at Buffalo	1	0	1	0	0.0	0	0	0	0
12/04	vs. Denver	4	4	0	0	0.0	0	0	0	1
12/11	vs. Minnesota	1	1	0	0	0.0	0	0	0	0
12/18	at Houston	0	0	0	0	0.0	0	0	0	0
12/24	vs. Tennessee	2	2	0	0	1.0	0	0	2	1
01/01	at Indianapolis	1	0	1	0	0.5	0	0	1	0
2016 totals:		32	23	9	0	4.0	0	0	5	6

TASHAUN GIPSON

39 **TASHAUN GIPSON**

DEFENSIVE BACK
5-11 212 LBS.
WYOMING
BORN AUGUST 7, 1990
DALLAS, TEXAS
ACQ: UFA (CLEVELAND) 2016
EXP: 6TH YEAR



TRANSACTIONS

Originally signed by Cleveland as an undrafted free agent on 5/9/12 ... Signed by Jacksonville as an unrestricted free agent on 3/10/16

PRO (Games played/started - 66/58)

- Earned first career Pro Bowl selection in 2014 after finishing second in NFL with six interceptions
- One of 10 players to register 15 or more INTs since 2012, joining CB **Richard Sherman**, DB **Glover Quin**, CB **Patrick Peterson**, S **Reggie Nelson**, CB **Aqib Talib**, CB **Brent Grimes**, CB **Earl Thomas**, CB **Casey Hayward** and CB **Trumaine Johnson**
- Ranks tied for third in the NFL among safeties with 14 interceptions

2016 (w/ JAX - 16/16)

- Made his Jaguars debut during the team's season opener
- **9/11 vs. G.B.:** Started at FS and made three solo tackles
 - **9/18 at S.D.:** Started at FS and made three solo tackles
 - **9/25 vs. BAL:** Registered his first INT with the Jaguars during the fourth quarter ... Also recorded three solo tackles
 - **10/2 vs. IND:** Started at FS and made one solo tackle
 - **10/16 at CHI:** Started at FS and made three solo tackles
 - **10/23 vs. OAK:** Started at FS and made two solo tackles
 - **10/27 at TEN:** Started at FS and made three tackles (two solo)
 - **11/6 at K.C.:** Started at FS
 - **11/13 vs. HOU:** Started at FS and tallied two solo tackles
 - **11/20 at DET:** Started at FS and made one solo tackle
 - **11/27 at BUF:** Started at FS and made two solo tackles
 - **12/4 vs. DEN:** Started at FS and made two tackles (one solo)
 - **12/11 vs. MIN:** Started at FS and made a season-high four solo tackles
 - **12/18 at HOU:** Started at FS and made four tackles (three solo)
 - **12/24 vs. TEN:** Started at FS and made two solo tackles and one pass defended
 - **1/1 at IND:** Started at FS and recorded a season-high six tackles (two solo)

2015 (w/ CLE - 13/13, 0/0)

- Started 13 games, marking the third consecutive season in which he made 10-plus starts for the Browns ... Finished with 60 tackles (42 solo), two interceptions and two passes defended ... Tackle total was his highest since registering 105 stops in 2013 ... Has recorded an interception in all four NFL seasons, including two-plus interceptions in three straight years
- **9/13 at NYJ:** Totaled five tackles (three solo) and his first interception of the season, which came against Jets QB **Ryan Fitzpatrick** in the second quarter
 - **9/20 vs. TEN:** Had eight tackles (five solo), his second-highest total in 2015
 - **11/1 vs. ARI:** Produced one solo (tackle) and intercepted Cardinals QB **Carson Palmer** in the third quarter
 - **12/20 at SEA:** Tallied a season-high nine tackles (five solo)

2014 (w/ CLE - 11/11, 0/0)

- Selected to first Pro Bowl ... Started all 11 games at free safety and added 52 tackles, eight passes defended, six interceptions, one forced fumble and one interception-return TD ... Finished second in the NFL with career-high six interceptions, despite missing final five games ... Interception total led the team and were the most by a Browns player since 2010 ... Became the first player to lead the Browns in interceptions in consecutive years since **Earl Little** from 2002-03 ... Helped Cleveland finish first in the NFL in opponent passer rating (74.1) and passes defended (99)
- **9/14 vs. N.O.:** During 26-24 victory, registered eight tackles and one interception, returning it for a career-long 62-yard TD
 - **10/19 at JAX:** Earned second career multiple-interception game, picking off Jaguars QB **Blake Bortles** twice
 - **10/26 vs. OAK:** After Raiders shifted out of initial FG formation picked off Raiders QB **Matt Schaub** and returned it 35 yards
 - **11/2 vs. T.B.:** Picked off Buccaneers QB **Mike Glennon** in end zone to thwart Tampa Bay scoring threat
 - **11/6 at CIN:** In 24-3 primetime win, recorded three tackles, one pass defended and one forced fumble ... Member of Browns defense that limited Bengals to 79 net passing yards, second fewest by an NFL team in 2014
 - **11/23 at ATL:** Sustained knee injury in fourth quarter and was placed on injured reserve on 12/20

2013 (w/ CLE - 16/15, 0/0)

- Started 15 of 16 games at free safety ... Totaled 105 tackles, five interceptions, his first career interception-return TD and 14 passes defended
- **9/8 vs. MIA:** Intercepted Dolphins QB **Ryan Tannehill** and returned it 29 yards
 - **10/13 vs. DET:** Intercepted Lions QB **Matthew Stafford** in end zone, returning it 35 yards ... Added eight tackles
 - **10/20 at G.B.:** Amassed a career-high 11 tackles and added one pass defended
 - **12/15 vs. CHI:** Registered first multiple-interception game (two) and first interception-return TD ... In second quarter, grabbed his second interception of the game, returning it 44 yards

2012 (w/ CLE - 10/3, 0/0)

- Appeared in 10 contests, with three starts ... Registered 29 tackles, one interception and one pass defended ... Also accounted for four stops on special teams
- **12/9 vs. K.C.:** Recorded his first career interception

COLLEGE (at Wyoming, 2008-11)

- Four-year starter at the University of Wyoming and started all 50 career games
- Notched nine career interceptions, which ranked tied for fourth in school history
- As a senior, recorded 95 tackles and three interceptions
- Played 38 games at Wyoming in the same defensive backfield as his brother, Marcell, one of the primary reasons he chose to attend the school
- Graduated with a degree in communications after finishing his course work during the offseason in 2015

PERSONAL

- First name is pronounced tuh-SHAWN
- Has a son, Tashaun Jr., and daughter, Nala
- His father and all three brothers played Division I football, including his brother, Marcell, who was originally signed by the Minnesota Vikings as an undrafted free agent in 2011 ... His father played football at Arizona State
- One of six children
- Attended Kimball High School in Dallas, Texas
- Received all-state honorable mention laurels ... Named the 4A District 14 Dallas City League MVP and earned first-team all-district honors both as a cornerback and as a returner during his senior season
- Also lettered in basketball and track
- Aspires to start an Alzheimer's awareness charity, as the disease has affected his family ... Works to help youth and provide them gifts during the holiday season
- Twitter handle is @Gipson_duos24

REGULAR SEASON CAREER STATISTICS										
YEAR	TEAM	GP/GS	TKL	SOLO	ASST	INT	SACKS	FF	FR	PD
2012	CLE	10/3	29	23	6	1	0.0	0	0	1
2013	CLE	16/15	105	82	23	5	0.0	0	0	14
2014	CLE	11/11	52	28	24	6	0.0	1	0	8
2015	CLE	13/13	60	42	18	2	0.0	0	0	2
2016	JAX	16/16	41	34	7	1	0.0	0	0	2
NFL totals: 4 yrs.		66/58	287	209	78	15	0.0	1	0	27

CAREER HIGHS		
	GAME	SEASON
Tackles:	11 (10/20/13 at G.B.)	95 (2013)
Interceptions:	2 (twice, last: 10/19/14 at JAX)	6 (2014)
Forced fumbles:	1 (11/6/14 at CIN)	1 (2014)
Passes defended:	4 (9/29/13 vs. CIN)	11 (2013)

2016 GAME-BY-GAME STATISTICS										
DATE	OPP.	TKL	SOLO	ASST	INT	SACKS	FF	FR	PD	
09/11	vs. Green Bay	3	3	0	0	0.0	0	0	0	
09/18	at San Diego	3	3	0	0	0.0	0	0	0	
09/25	vs. Baltimore	3	3	0	1	0.0	0	0	1	
10/02	vs. Indianapolis	1	1	0	0	0.0	0	0	0	
BYE WEEK										
10/16	at Chicago	3	3	0	0	0.0	0	0	0	
10/23	vs. Oakland	2	2	0	0	0.0	0	0	0	
10/27	at Tennessee	3	2	1	0	0.0	0	0	0	
11/06	at Kansas City	0	0	0	0	0.0	0	0	0	
11/13	vs. Houston	2	2	0	0	0.0	0	0	0	
11/20	at Detroit	1	1	0	0	0.0	0	0	0	
11/27	at Buffalo	2	2	0	0	0.0	0	0	0	
12/04	vs. Denver	2	1	1	0	0.0	0	0	0	
12/11	vs. Minnesota	4	4	0	0	0.0	0	0	0	
12/18	at Houston	4	3	1	0	0.0	0	0	0	
12/24	vs. Tennessee	2	2	0	0	0.0	0	0	1	
01/01	at Indianapolis	6	2	4	0	0.0	0	0	0	
2016 totals:		41	34	7	1	0.0	0	0	2	

TASHAUN GIPSON

2015 GAME-BY-GAME STATISTICS

DATE	OPP.	TKL	SOLO	ASST	INT	SACKS	FF	FR	PD
09/13	at N.Y. Jets	5	2	3	1	0.0	0	0	1
09/20	vs. Tennessee	8	5	3	0	0.0	0	0	0
09/27	vs. Oakland	6	3	3	0	0.0	0	0	0
10/04	at San Diego	4	3	1	0	0.0	0	0	0
10/11	at Baltimore					ina			
10/18	vs. Denver					ina			
10/25	at St. Louis					ina			
11/01	vs. Arizona	1	1	0	1	0.0	0	0	1
11/05	at Cincinnati	4	3	1	0	0.0	0	0	0
11/15	at Pittsburgh	4	3	1	0	0.0	0	0	0
	BYE WEEK								
11/30	vs. Baltimore	6	6	0	0	0.0	0	0	0
12/06	vs. Cincinnati	6	4	2	0	0.0	0	0	0
12/13	vs. San Francisco	1	1	0	0	0.0	0	0	0
12/20	at Seattle	9	5	4	0	0.0	0	0	0
12/27	at Kansas City	3	3	0	0	0.0	0	0	0
01/03	vs. Pittsburgh	3	3	0	0	0.0	0	0	0
2015 totals:		60	42	18	2	0.0	0	2	2

2014 GAME-BY-GAME STATISTICS

DATE	OPP.	TKL	SOLO	ASST	INT	SACKS	FF	FR	PD
09/07	at Pittsburgh	2	2	0	0	0.0	0	0	0
09/14	vs. New Orleans	8	3	5	1	0.0	0	0	1
09/21	vs. Baltimore	5	3	2	1	0.0	0	0	1
	BYE WEEK								
10/05	at Tennessee	4	3	1	0	0.0	0	0	1
10/12	vs. Pittsburgh	9	4	5	0	0.0	0	0	0
10/19	at Jacksonville	4	3	1	2	0.0	0	0	2
10/26	vs. Oakland	2	2	0	1	0.0	0	0	1
11/02	vs. Tampa Bay	5	3	2	1	0.0	0	0	1
11/06	at Cincinnati	3	1	2	0	0.0	0	0	1
11/16	vs. Houston	7	2	5	0	0.0	0	0	0
11/23	at Atlanta	3	2	1	0	0.0	0	0	0
11/30	at Buffalo					ina			
12/07	vs. Indianapolis					ina			
12/14	vs. Cincinnati					ina			
12/21	at Carolina					IR			
12/28	at Baltimore					IR			
2014 totals:		52	28	25	6	0.0	1	0	8

2013 GAME-BY-GAME STATISTICS


DATE	OPP.	TKL	SOLO	ASST	INT	SACKS	FF	FR	PD
09/08	vs. Miami	5	3	2	1	0.0	0	0	1
09/15	at Baltimore	8	6	2	0	0.0	0	0	0
09/22	at Minnesota	6	4	2	0	0.0	0	0	2
09/29	vs. Cincinnati	7	5	2	0	0.0	0	0	4
10/03	vs. Buffalo	6	6	0	0	0.0	0	0	1
10/13	vs. Detroit	8	7	1	1	0.0	0	0	1
10/20	at Green Bay	11	8	3	0	0.0	0	0	1
10/27	at Kansas City	10	9	1	0	0.0	0	0	0
11/03	vs. Baltimore	1	1	0	0	0.0	0	0	1
11/17	at Cincinnati	5	5	0	0	0.0	0	0	0
11/24	vs. Pittsburgh	4	3	1	0	0.0	0	0	0
12/01	vs. Jacksonville	6	4	2	0	0.0	0	0	0
12/08	at New England	7	4	3	0	0.0	0	0	0
12/15	vs. Chicago	8	8	0	2	0.0	0	0	2
12/22	at N.Y. Jets	7	6	1	0	0.0	0	0	0
12/29	at Pittsburgh	6	3	3	1	0.0	0	0	1
2013 totals:		105	82	23	5	0.0	0	0	14

2012 GAME-BY-GAME STATISTICS

DATE	OPP.	TKL	SOLO	ASST	INT	SACKS	FF	FR	PD
09/09	vs. Philadelphia	0	0	0	0	0.0	0	0	0
09/16	at Cincinnati	0	0	0	0	0.0	0	0	0
09/23	vs. Buffalo	4	3	1	0	0.0	0	0	0
09/27	at Baltimore	2	1	1	0	0.0	0	0	0
10/07	at N.Y. Giants					ina			
10/14	vs. Cincinnati					ina			
10/21	at Indianapolis					ina			
10/28	vs. San Diego					ina			
11/04	vs. Baltimore					ina			
	BYE WEEK								
11/18	at Dallas	2	1	1	0	0.0	0	0	0
11/25	vs. Pittsburgh	2	2	0	0	0.0	0	0	0
12/02	at Oakland	8	7	1	0	0.0	0	0	0
12/09	vs. Kansas City	2	1	1	1	0.0	0	0	1
12/16	vs. Washington	3	3	0	0	0.0	0	0	0
12/23	at Denver					ina			
12/30	at Pittsburgh	6	5	1	0	0.0	0	0	0
2012 totals:		29	23	6	1	0.0	0	0	1

MALLICIAH GOODMAN

99 MALLICIAH GOODMAN



DEFENSIVE END

6-4 276 LBS

CLEMSON

BORN JANUARY 4, 1990

FLORENCE, SOUTH CAROLINA

ACQ: FREE AGENT 2017

EXP: 5TH YEAR

TRANSACTIONS

Originally drafted by Atlanta in the fourth round (127th overall) of the 2013 draft ... Waived on 9/2/16 ... Signed by Seattle on 10/25/16 ... Waived on 11/1/16 ... Signed by Atlanta on 12/6/16 ... Waived on 12/22/16 ... Signed by Jacksonville on 3/24/17

PRO (Games/played started - 36/11)

- Has seen playing time during two different stints in Atlanta and one game in Seattle during the 2016 season
- Career totals include 29 tackles (12 solo), including two tackles for loss, two forced fumbles and two fumble recoveries

2016 (w/ SEA - 1/0; w/ ATL - 2/0)

- **10/30 at N.O.:** With Seattle, saw action at DE
- **12/11 at LAR:** With Atlanta, totaled one solo tackle
- **12/18 vs. S.F.:** With Atlanta, saw action at DE

2015 (w/ ATL - 4/0)

Played in four games and totaled three tackles ... Inactive Weeks 5-15

- **9/14 vs. PHI:** Tallied a season-high two tackles as a reserve DL

2014 (w/ ATL - 16/16)

Played in all 16 games with 11 starts, totaling 17 tackles (seven solo) and two forced fumbles

- **11/9 at T.B.:** Recorded his second forced fumble of the year, one pass defended, a QB hit and two solo tackles

2013 (w/ ATL - 14/1)

Played in 14 games with one start during his rookie campaign ... Tallied 12 tackles (10 solo) while adding two fumble recoveries and one tackle for loss

- **9/8 at N.O.:** Made NFL debut in team's season opener
- **10/20 vs. T.B.:** Notched a season-high two solo tackles
- **12/8 at G.B.:** Posted his first career fumble recovery
- **12/15 vs. WAS:** Recorded his second career fumble recovery, marking back-to-back games with fumble recoveries

COLLEGE (at Clemson, 2009-12)

• Started 28 of 54 career games at Clemson, including each of his final 27 appearances, recording 127 tackles (70 solo) with 23 tackles for loss, 12.0 sacks, three passes defended and one fumble recovery

- As a senior, received ALL-ACC honorable mention from the league's coaches and media, and was named Clemson's defensive player of the game in the Tigers' Chick-Fil-A Bowl win against LSU after recording 3.0 sacks
- In 2011, he set a school record for defensive linemen with 767 defensive snaps, recording a career-high 49 tackles (25 solo), with four tackles for loss and 2.0 sacks
- Was named co-defensive rookie of the year and a first-team ALL-ACC selection in 2009 after posting 26 tackles (17 solo), six tackles for loss and 2.0 sacks

PERSONAL

- Attended Florence (S.C.) High School where he was a Parade and EA Sports All-American selection
- Regarded as the best player in the state of South Carolina by Rivals.com
- Was one of just two South Carolina prep players to compete at the U.S. Army All-American Game and also participated in the Shrine Bowl
- Pronounced as mal-lich-KAI

REGULAR SEASON CAREER STATISTICS

YEAR	TEAM	GP/GS	TKL	SOLO	ASST	SACKS	FF	FR	PD	TFL	INT
2013	ATL	14/1	8	5	3	0.0	0	2	0	1	0
2014	ATL	16/10	17	6	11	0.0	2	0	0	1	0
2015	ATL	4/0	3	0	3	0.0	0	0	0	0	0
2016	SEA/ATL	3/0	1	1	0	0.0	0	0	0	0	0
NFL totals:	5 yrs.	37/11	29	12	17	0.0	2	2	0	2	0

2016 GAME-BY-GAME STATISTICS

DATE	OPP	TKL	SOLO	ASST	SACKS	FF	FR	PD	TFL	INT
10/30	at New Orleans	0	0	0	0.0	0	0	0	0	0
SEA totals:		0	0	0	0.0	0	0	0	0	0
12/11	at Los Angeles	1	1	0	0.0	0	0	0	0	0
12/18	vs. San Francisco	0	0	0	0.0	0	0	0	0	0
ATL totals:		1	1	0	0.0	0	0	0	0	0
2016 totals		1	1	0	0.0	0	0	0	0	0

2015 GAME-BY-GAME STATISTICS

DATE	OPP	TKL	SOLO	ASST	SACKS	FF	FR	PD	TFL	INT
09/14	vs. Philadelphia	2	0	2	0.0	0	0	0	0	0
09/20	at N.Y. Giants	ina								
09/27	at Dallas	0	0	0	0.0	0	0	0	0	0
10/04	vs. Houston	0	0	0	0.0	0	0	0	0	0
10/11	vs. Washington	ina								
10/15	at New Orleans	ina								
10/25	at Tennessee	ina								
11/01	vs. Tampa Bay	ina								
11/08	at San Francisco	ina								
11/15	BYE WEEK									
11/22	vs. Indianapolis	ina								
11/29	vs. Minnesota	ina								
12/06	at Tampa Bay	ina								
12/13	at Carolina	ina								
12/20	at Jacksonville	ina								
12/27	vs. Carolina	1	0	1	0.0	0	0	0	0	0
01/03	vs. New Orleans	ina								
2015 totals:		3	0	3	0.0	0	0	0	0	0

2014 GAME-BY-GAME STATISTICS

DATE	OPP	TKL	SOLO	ASST	SACKS	FF	FR	PD	TFL	INT
09/07	vs. New Orleans	0	0	0	0.0	0	0	0	0	0
09/14	at Cincinnati	2	0	2	0.0	0	0	0	0	0
09/18	vs. Tampa Bay	1	1	0	0.0	1	0	0	0	0
09/28	at Minnesota	1	0	1	0.0	0	0	0	0	0
10/05	at N.Y. Giants	1	1	0	0.0	0	0	0	0	0
10/12	vs. Chicago	2	0	2	0.0	0	0	0	0	0
10/19	at Baltimore	1	0	1	0.0	0	0	0	0	0
10/26	vs. Detroit	0	0	0	0.0	0	0	0	0	0
11/02	BYE WEEK									
11/09	at Tampa Bay	3	2	1	0.0	1	0	0	0	0
11/16	at Carolina	1	0	1	0.0	0	0	0	0	0
11/23	vs. Cleveland	0	0	0	0.0	0	0	0	0	0
11/30	vs. Arizona	0	0	0	0.0	0	0	0	0	0
12/08	at Green Bay	1	0	1	0.0	0	0	0	0	0
12/14	vs. Pittsburgh	1	0	1	0.0	0	0	0	0	0
12/21	at New Orleans	0	0	0	0.0	0	0	0	0	0
12/28	vs. Carolina	3	2	1	0.0	0	0	0	1	0
2014 totals:		17	6	11	0.0	2	0	0	1	0

2013 GAME-BY-GAME STATISTICS

DATE	OPP	TKL	SOLO	ASST	SACKS	FF	FR	PD	TFL	INT
09/08	at New Orleans	0	0	0	0.0	0	0	0	0	0
09/15	vs. St. Louis	0	0	0	0.0	0	0	0	0	0
09/22	at Miami	1	1	0	0.0	0	0	0	0	0
09/29	vs. New England	0	0	0	0.0	0	0	0	0	0
10/07	vs. N.Y. Jets	1	0	1	0.0	0	0	0	0	0
10/13	BYE WEEK									
10/20	vs. Tampa Bay	2	2	0	0.0	0	0	0	0	0
10/27	at Arizona	1	1	0	0.0	0	0	0	1	0
11/03	at Carolina	0	0	0	0.0	0	0	0	0	0
11/10	vs. Seattle	0	0	0	0.0	0	0	0	0	0
11/17	at Tampa Bay	ina								
11/21	vs. New Orleans	ina								
12/01	at Buffalo	2	1	1	0.0	0	0	0	0	0
12/08	at Green Bay	1	0	1	0.0	0	1	0	0	0
12/15	vs. Washington	0	0	0	0.0	0	1	0	0	0
12/22	at San Francisco	0	0	0	0.0	0	0	0	0	0
12/29	vs. Carolina	0	0	0	0.0	0	0	0	0	0
2013 totals:		8	5	3	0.0	0	2	0	1	0

COREY GRANT

30

COREY GRANT

RUNNING BACK
5-11 203 LBS.


AUBURN

BORN DECEMBER 19, 1991

OPELIKA, ALABAMA

ACQ: FREE AGENT 2015

EXP: 3RD YEAR



TRANSACTIONS

Originally signed by Jacksonville as an undrafted rookie free agent on 5/8/15 ... Placed on injured reserve on 10/20/15

PRO (Games played/started - 17/1)

- Third-year RB and kick returner

2016 (w/ JAX - 11/1)

- **9/11 vs. G.B.:** Posted two kick returns for 51 yards (25.5 avg.), including a long of 32
- **9/18 at S.D.:** Posted his first career touchdown, a 15-yard reception in the fourth quarter ... Returned three kicks for 67 yards (22.3 avg.)
- **9/25 vs. BAL:** Returned three kicks for 58 yards (19.3 avg.)
- **10/2 vs. IND:** Posted four kick returns for 80 yards (20.0 avg.), including a long of 28
- **10/16 at CHI:** Inactive (toe)
- **10/23 vs. OAK:** Inactive (toe)
- **10/27 at TEN:** Inactive (toe)
- **11/6 at K.C.:** Inactive
- **11/13 vs. HOU:** Inactive
- **11/20 at DET:** Saw action on special teams
- **11/27 at BUF:** Saw action on special teams, returning one kick for 12 yards
- **12/4 vs. DEN:** Rushed once for two yards and saw action on special teams
- **12/11 vs. MIN:** Rushed four times for 13 yards (3.3 avg.)
- **12/18 at HOU:** Saw action primarily on special teams and made a team-high three special teams tackles
- **12/24 vs. TEN:** Saw action after RBs **T.J. Yeldon** and **Chris Ivory** exited the game with injuries ... Tallied nine rushes for 27 yards (3.0 rush avg.) ... Added one reception for five yards
- **1/1 at IND:** Started at RB and ran for a career-best 122 yards on 18 carries, including a career-long touchdown run of 57 yards ... Also added two receptions for 15 yards

2015 (w/ JAX - 6/0)

Undrafted RB who had six carries for two yards and two receptions for 13 yards during his rookie campaign ... Returned eight kicks for 220 yards (27.5 avg.) ... Season cut short due to a hip injury that placed him on IR

- **9/13 vs. CAR:** Recorded one kickoff return for 40 yards in NFL debut ... Also had one reception for five yards
- **9/20 vs. MIA:** Had two kickoff returns for 46 yards (23.0 avg.)
- **9/27 at N.E.:** Rushed twice for six yards (3.0 avg.) and returned two kicks for 41 yards (20.5 avg.), with a long of 24
- **10/11 at T.B.:** Returned three kicks for 93 yards (31.0 avg.), and long of 42

COLLEGE (at Alabama, 2010; at Auburn, 2011-14)

- Finished his career with 1,040 rushing yards, becoming the 41st 1,000-yard career rusher in school history
- Scored 11 career TDs
- Ranks seventh in school history with a 24.48-yard kick return avg.
- After transferring to Auburn, sat out the 2011 season to satisfy NCAA rules
- Redshirted as a freshman at Alabama before deciding to transfer to Auburn
- Majored in physical activity and health education with a minor in sports coaching

PERSONAL

- Attended Opelika High School in Opelika, Ala. where he played for Head Coach Brian Blackmon
- Rated a four-star prospect by Rivals.com and Scout.com
- Also starred on the school's track team and was a two-time Alabama 6A State 100-meter champion and winner of the 2009 200-meter championship
- Son of Deborah and Ike Grant
- Twitter handle is @CoreyGranttt

REGULAR SEASON CAREER STATISTICS

YEAR	TEAM	GP/GS	RUSHING					RECEIVING				
			NO	YDS	AVG	LG	TD	NO	YDS	AVG	LG	TD
2015	JAX	6/0	6	2	0.3	11	0	2	13	6.5	8	0
2016	JAX	11/1	32	164	5.1	57t	1	4	35	8.8	15t	1
Career totals: 2 yrs.		17/1	38	166	4.4	57t	1	6	48	8.0	15t	1

YEAR	TEAM	NO.	YDS	KICK RETURNS		
				AVG.	LG	TD
2015	JAX	8	220	27.5	42	0
2016	JAX	13	268	20.7	32	0
Career totals: 2 yrs.		21	488	23.3	42	0

CAREER HIGHS

	GAME	SEASON
Rushes:	18 (1/1/17 at IND)	32 (2016)
Rushing yards:	122 (1/1/17 at IND)	164 (2016)
Longest rush:	57t (1/1/17 at IND)	57t (2016)
Receptions:	2 (1/1/17 at IND)	4 (2016)
Receiving yards:	15 (two times, last: 1/1/17 at IND)	35 (2016)
Receiving TDs:	1 (9/18/16 at S.D.)	1 (2016)
Longest reception:	15 (9/18/16 at S.D.)	15 (2016)
Kickoff returns:	3 (10/11/15 at T.B.)	8 (2015)
Kickoff return yds.:	93 (10/11/15 at T.B.)	220 (2015)
Longest kick return:	42 (10/11/15 at T.B.)	42 (2015)

2016 GAME-BY-GAME STATISTICS

DATE	GAME	RUSHING					RECEIVING				
		NO	YDS	AVG	LG	TD	NO	YDS	AVG	LG	TD
09/11	vs. Green Bay	0	0	0.0	0	0	0	0	0.0	0	0
09/18	at San Diego	0	0	0.0	0	0	1	15	15.0	15t	1
09/25	vs. Baltimore	0	0	0.0	0	0	0	0	0.0	0	0
10/02	vs. Indianapolis	0	0	0.0	0	0	0	0	0.0	0	0
BYE WEEK											
10/16	at Chicago						ina				
10/23	vs. Oakland						ina				
10/27	at Tennessee						ina				
11/06	at Kansas City						ina				
11/13	vs. Houston						ina				
11/20	at Detroit	0	0	0.0	0	0	0	0	0.0	0	0
11/27	at Buffalo	0	0	0.0	0	0	0	0	0.0	0	0
12/04	vs. Denver	1	2	2.0	2	0	0	0	0.0	0	0
12/11	vs. Minnesota	4	13	3.3	9	0	0	0	0.0	0	0
12/18	at Houston	0	0	0	0	0	0	0	0.0	0	0
12/24	vs. Tennessee	9	27	3.0	8	0	1	5	5.0	5	0
01/01	at Indianapolis	18	122	6.8	57t	1	2	15	7.5	13	0
2016 totals:		32	164	5.1	57t	1	4	35	8.8	15t	1

DATE	GAME	NO.	YDS	KICK RETURNS		
				AVG.	LG	TD
09/11	vs. Green Bay	2	51	25.5	32	0
09/18	at San Diego	3	67	22.3	24	0
09/25	vs. Baltimore	3	58	19.3	25	0
10/02	vs. Indianapolis	4	80	20.0	28	0
BYE WEEK						
10/16	at Chicago				ina	
10/23	vs. Oakland				ina	
10/27	at Tennessee				ina	
11/06	at Kansas City				ina	
11/13	vs. Houston				ina	
11/20	at Detroit	0	0	0.0	0	0
11/27	at Buffalo	1	12	13.0	13	0
12/04	vs. Denver	0	0	0.0	0	0
12/11	vs. Minnesota	0	0	0.0	0	0
12/18	at Houston	0	0	0.0	0	0
12/24	vs. Tennessee	0	0	0.0	0	0
01/01	at Indianapolis	0	0	0.0	0	0
2016 totals:		13	268	20.7	32	0

COREY GRANT



2015 GAME-BY-GAME STATISTICS

DATE	GAME	RUSHING					RECEIVING				
		NO	YDS	AVG	LG	TD	NO	YDS	AVG	LG	TD
09/13	vs. Carolina	0	0	0.0	0	0	1	5	5.0	5	0
09/20	vs. Miami	1	1	1.0	1	0	0	0	0.0	0	0
09/27	at New England	2	6	3.0	4	0	1	8	8.0	8	0
10/04	at Indianapolis	0	0	0.0	0	0	0	0	0.0	0	0
10/11	at Tampa Bay	2	-6	-3.0	11	0	0	0	0.0	0	0
10/18	vs. Houston	1	1	1.0	1	0	0	0	0.0	0	0
10/25	vs. Buffalo					IR					
	BYE WEEK										
11/08	at N.Y. Jets					IR					
11/15	at Baltimore					IR					
11/19	vs. Tennessee					IR					
11/29	vs. San Diego					IR					
12/06	at Tennessee					IR					
12/13	vs. Indianapolis					IR					
12/20	vs. Atlanta					IR					
12/27	at New Orleans					IR					
01/03	at Houston					IR					
2015 totals:		6	2	0.3	11	0	2	13	6.5	8	0

DATE	GAME	KICK RETURNS				
		NO.	YDS	AVG.	LG	TD
09/13	vs. Carolina	1	40	40.0	40	0
09/20	vs. Miami	2	46	23.0	24	0
09/27	at New England	2	41	20.5	24	0
10/04	at Indianapolis	0	0	0.0	0	0
10/11	at Tampa Bay	3	93	31.0	42	0
10/18	vs. Houston	0	0	0.0	0	0
10/25	vs. Buffalo					IR
	BYE WEEK					
11/08	at N.Y. Jets					IR
11/15	at Baltimore					IR
11/19	vs. Tennessee					IR
11/29	vs. San Diego					IR
12/06	at Tennessee					IR
12/13	vs. Indianapolis					IR
12/20	vs. Atlanta					IR
12/27	at New Orleans					IR
01/03	at Houston					IR
2015 totals:		8	220	27.5	42	0

DORAN GRANT

26

DORAN GRANT

CORNERBACK

5-10 200 LBS

OHIO STATE

BORN NOVEMBER 30, 1992

AKRON, OHIO

ACQ: FREE AGENT 2016

EXP: 2ND YEAR



TRANSACTIONS

Originally drafted by Pittsburgh in the fourth round (121st overall) of the 2015 draft ... Waived by Pittsburgh on 9/6/15 ... Signed by Pittsburgh to the practice squad on 9/8/15 ... Promoted to the active roster on 11/4/15 ... Waived by Pittsburgh on 9/3/16 ... Signed by Buffalo to the practice squad on 9/5/16 ... Waived on 9/13/16 ... Signed by the New York Giants to the practice squad on 9/27/16 ... Waived on 10/18/16 ... Signed by Jacksonville to the practice squad on 10/24/16

PRO (Games/played started - 0/0)

- Inactive the final nine games of the 2015 season
- Has spent time with Pittsburgh, Buffalo, the New York Giants and Jacksonville on the practice squad

COLLEGE (at Ohio State, 2011-14)

- Totaled 146 tackles (110 solo), four tackles for a loss, nine interceptions and 29 passes defended in his career at Ohio State
- Started all 14 games his senior year, which was culminated by winning the National Championship
- First-team All-Big Ten as a senior, where he totaled 63 tackles and five interceptions
- As a junior, started all 14 games and earned honorable mention All-Big Ten honors
- As a freshman, played in all 13 games

PERSONAL

- Attended St. Vinceny-St. Mary in Akron, Ohio
- Two-time all-state honoree during a career that included recording 203 tackles and six interceptions
- Named to the Under Armour All-American Game, Ohio North-South Classic and Big 33 Game.

RASHAD GREENE SR.

13 RASHAD GREENE SR.

WIDE RECEIVER
5-11 186 LBS.
FLORIDA STATE
BORN SEPTEMBER 23, 1992
ALBANY, GEORGIA
ACQ: 5TH ROUND OF 2015 DRAFT (139TH)
EXP: 3RD YEAR



TRANSACTIONS

Originally drafted by Jacksonville in the fifth round (139th overall) of the 2015 draft ... Placed on reserve/injured-designated to return ... Activated to 53-man roster on 11/18/15 ... Placed on injured reserve on 12/3/16

PRO (Games played/started - 17/0)

- Third-year WR has also seen action as the team's punt returner

2016 (w/ JAX - 8/0)

- **9/11 vs. G.B.:** Had one catch for nine yards and one punt return for 14 yards
- **9/18 at S.D.:** Recorded one reception for seven yards and two punt returns for nine yards
- **9/25 vs. BAL:** Returned five punts for 51 yards (10.2 avg.), with a season-long 42-yard return
- **10/2 vs. IND:** Had one reception for eight yards and two punt returns for 12 yards
- **10/16 at CHI:** Inactive (achilles)
- **10/23 vs. OAK:** Had two receptions for eight yards and five punt returns for 20 yards
- **10/27 at TEN:** Inactive
- **11/6 at K.C.:** Inactive
- **11/13 vs. HOU:** Returned two punts for 11 yards
- **11/20 at DET:** Returned two punts for three yards
- **11/27 at BUF:** Returned two punts for 10 yards
- Placed on IR on 12/3 for remainder of season

2015 (w/ JAX - 9/0)

Appeared in nine games during rookie season and recorded 19 receptions for 93 yards (4.9 avg.) and two TDs ... Registered 18 punt returns for 301 yards (16.7 avg.) and one TD ... His 16.7 average set a single season punt return average record (min. 15 attempts)

- **9/13 vs. CAR:** Made his NFL debut and had a team-high seven receptions for 28 yards (4.0 avg.) and recorded first NFL TD on a six-yard reception in the second quarter
- **11/19 vs. TEN:** Returned from IR-designated return list and had one reception for two yards (2.0 rec. avg.) ... Returned two punts for 76 yards (38.0 avg.), including a 63-yard return (sixth-longest in franchise history) in the fourth quarter to set up the team's game-winning touchdown
- **12/6 at TEN:** Had two receptions for 15 yards (7.5 rec. avg.) and his second career TD ... Posted one punt return for 14 yards
- **12/13 vs. IND:** Recorded one reception for 18 yards ... Returned two punts, including a 73-yard runback for a touchdown in the third quarter, the fourth-longest punt return in franchise history and the first punt returned for a TD since 2010 (**Mike Thomas**, 12/18/10 at Indianapolis)

COLLEGE (at Florida State, 2011-14)

- Four-year letterman who made 43 career starts
- Two-time first-team All-ACC Selection as a junior and senior
- Holds school record for career receptions (270), career receiving yards (3,830) and consecutive games with a reception (43)
- His 3,830 career receiving yards are the most in ACC history
- Recorded 29 career receiving TDs

PERSONAL

- Attended national powerhouse St. Thomas Aquinas (Fort Lauderdale, Fla.) High School where he played for head coach George Smith
- Ranked as a four-star WR and the No. 10 WR by Scout.com, No. 20 by 247Sports and No. 29 by Rivals.com
- Totaled 43 receptions for 943 yards (21.9 yards per catch) with 13 TDs as a senior
- Caught six passes for 148 yards and two TDs in the 2010 Class 5A State title game -- including a title-clinching 74-yard pass in the fourth quarter as St. Thomas Aquinas defeated Tampa Plant 29-7 and finished with a No. 3 national ranking
- Also starred as a standout on the team's track & field team
- Twitter handle is @RG80_

REGULAR SEASON CAREER STATISTICS

RECEIVING

YEAR	TEAM	GP/GS	RECs	YDS	AVG.	LG	TD
2015	JAX	9/0	19	93	4.9	18	2
2016	JAX	8/0	5	32	6.4	9	0
NFL totals: 2 yrs.		17/0	24	125	5.2	18	2

PUNT RETURNS

YEAR	TEAM	GP/GS	NO	FC	YDS	AVG.	LG	TD
2015	JAX	9/0	18	8	301	16.7	73t	1
2016	JAX	8/0	21	3	131	6.3	42	0
NFL totals: 2 yrs.		17/0	39	13	431	11.0	73t	1

CAREER HIGHS

	GAME	SEASON
Receptions:	7 (9/13/15 vs. CAR)	19 (2015)
Receiving yards:	28 (9/13/15 vs. CAR)	93 (2015)
Receiving touchdowns:	1 (two times, last: 12/6/15 at TEN)	2 (2015)
Longest reception:	18 (12/13/15 vs. IND)	18 (2015)
Punt returns:	5 (9/25/16 vs. BAL)	18 (2015)
Punt return yards:	76 (11/19/15 vs. TEN)	301 (2015)
Punt return touchdowns:	1 (12/13/15 vs. IND)	1 (2015)
Longest punt return:	73t (12/13/15 vs. IND)	73t (2015)

2016 GAME-BY-GAME STATISTICS

RECEIVING

DATE	OPP	RECs	YDS	AVG.	LG	TD
09/11	vs. Green Bay	1	9	9.0	9	0
09/18	at San Diego	1	7	7.0	7	0
09/25	vs. Baltimore	0	0	0.0	0	0
10/02	vs. Indianapolis	1	8	8.0	8	0
BYE WEEK						
10/16	at Chicago			ina		
10/23	vs. Oakland	2	8	4.0	5	0
10/27	at Tennessee			ina		
11/06	at Kansas City			ina		
11/13	vs. Houston	0	0	0.0	0	0
11/20	at Detroit	0	0	0.0	0	0
11/27	at Buffalo	0	0	0.0	0	0
12/04	vs. Denver			IR		
12/11	vs. Minnesota			IR		
12/18	at Houston			IR		
12/24	vs. Tennessee			IR		
01/01	at Indianapolis			IR		
2016 totals:		5	32	6.4	9	0

PUNT RETURN

DATE	OPP	NO.	YDS	AVG.	LG	TD
09/11	vs. Green Bay	1	14	14.0	14	0
09/18	at San Diego	2	9	4.5	8	0
09/25	vs. Baltimore	5	51	10.2	42	0
10/02	vs. Indianapolis	2	12	6.0	12	0
BYE WEEK						
10/16	at Chicago			ina		
10/23	vs. Oakland	5	20	4.0	8	0
10/27	at Tennessee			ina		
11/06	at Kansas City			ina		
11/13	vs. Houston	2	11	5.5	12	0
11/20	at Detroit	2	3	1.5	3	0
11/27	at Buffalo	2	10	5.0	10	0
12/04	vs. Denver			IR		
12/11	vs. Minnesota			IR		
12/18	at Houston			IR		
12/24	vs. Tennessee			IR		
01/01	at Indianapolis			IR		
2016 totals:		21	131	6.3	42	0

RASHAD GREENE SR.



2015 GAME-BY-GAME STATISTICS

RECEIVING

DATE	OPP	RECS	YDS	AVG.	LG	TD
09/13	vs. Carolina	7	28	4.0	6	1
09/20	vs. Miami	2	7	3.5	7	0
09/27	at New England			--		
10/04	at Indianapolis			--		
10/11	at Tampa Bay			--		
10/18	vs. Houston			--		
10/25	vs. Buffalo			--		
	BYE WEEK					
11/08	at N.Y. Jets			--		
11/15	at Baltimore			--		
11/19	vs. Tennessee	1	2	2.0	2	0
11/29	vs. San Diego	3	17	5.7	8	0
12/06	at Tennessee	2	15	7.5	13	1
12/13	vs. Indianapolis	1	18	18.0	18	0
12/20	vs. Atlanta	1	-1	-1.0	-1	0
12/27	at New Orleans	1	2	2.0	2	0
01/03	at Houston	1	5	5.0	5	0
2015 totals:		19	93	4.9	18	2

PUNT RETURN

DATE	OPP	NO.	YDS	AVG.	LG	TD
09/13	vs. Carolina	1	9	9.0	9	0
09/20	vs. Miami	2	30	15.0	24	0
09/27	at New England			--		
10/04	at Indianapolis			--		
10/11	at Tampa Bay			--		
10/18	vs. Houston			--		
10/25	vs. Buffalo			--		
	BYE WEEK					
11/08	at N.Y. Jets			--		
11/15	at Baltimore			--		
11/19	vs. Tennessee	2	76	38.0	63	0
11/29	vs. San Diego	3	28	9.3	15	0
12/06	at Tennessee	1	14	14.0	14	0
12/13	vs. Indianapolis	2	73	36.5	73t	1
12/20	vs. Atlanta	2	17	8.5	17	0
12/27	at New Orleans	1	4	4.0	4	0
01/03	at Houston	4	50	12.5	20	0
2015 totals:		18	301	16.7	73t	1

CHAD HENNE

7

CHAD HENNE

QUARTERBACK
6-3 222 LBS.
MICHIGAN
BORN JULY 2, 1985
WYOMISSING, PENNSYLVANIA
ACQ: UNRESTRICTED FREE AGENT (MIAMI) 2012
EXP: 10TH YEAR



TRANSACTIONS

Originally drafted by Miami in the second round (57th overall) of the 2008 draft ... Signed by Jacksonville as an unrestricted free agent on 3/15/12

PRO (Games played/started - 65/53)

- 10th-year QB has played in 65 games with 53 starts
- Career totals include 1,159 of 1,954 passing for 12,931 yards with 58 TDs/63 INTs and a 75.5 rating
- Joined the Jaguars in 2012 as an unrestricted free agent and has played in 28 games with 22 starts
- Spent first four seasons in Miami after being selected in the second round of 2008 draft

2016 (w/ JAX - 1/0)

- **9/11 vs. G.B.:** Dressed but did not play
- **9/18 at S.D.:** Dressed but did not play
- **9/25 vs. BAL:** Dressed but did not play
- **10/2 vs. IND:** Dressed but did not play
- **10/16 at CHI:** Dressed but did not play
- **10/23 vs. OAK:** Dressed but did not play
- **10/27 at TEN:** Dressed but did not play
- **11/6 at K.C.:** Dressed but did not play
- **11/13 vs. HOU:** Dressed but did not play
- **11/20 at DET:** Took a knee on the final snap of the first half
- **11/27 at BUF:** Dressed but did not play
- **12/4 vs. DEN:** Dressed but did not play
- **12/11 vs. MIN:** Dressed but did not play
- **12/18 at HOU:** Dressed but did not play
- **12/24 vs. TEN:** Dressed but did not play
- **1/1 at IND:** Dressed but did not play

2015 (w/ JAX - 0/0)

Dressed in all 16 games but did not play

2014 (w/ JAX - 3/3)

Started the first three games and was 42 of 78 passing for 492 yards with three TDs and one INT for an 80.7 rating ... Added four rushes for 25 yards ... Dressed but did not play in final 13 games

- **9/7 at PHI:** Opened the season as starting QB and completed 24 of 43 passes for 266 yards with two TDs for an 89.9 passer rating ... Hooked up rookie WR **Allen Hurns** for TDs of 34 and 21 yards in the first quarter
- **9/14 at WAS:** Started at QB and was 14 of 28 passing for 193 yards with one TD and one INT for a 69.5 rating ... Had two completions of 50-plus yards, a 63-yard TD pass to TE **Marcedes Lewis** and a 54-yard completion to WR **Allen Robinson**
- **9/21 vs. IND:** Started at QB and was 4 of 7 passing for 33 yards before he was replaced in the second half by QB **Blake Bortles**

2013 (w/ JAX - 15/15)

Started 13 of 15 games played, tied for the second-most starts of his career ... Was 305 of 503 passing for 3,241 yards with 13 TDs and 14 INTs for a 76.5 passer rating ... Established career-highs for attempts and completions and had second-most yards ... Started the last 11 games

- **9/8 vs. KC:** Inserted into the game during middle of club's final drive as QB **Blaine Gabbert** suffered a hand injury. Completed 3 of 6 passes for 36 yards with a 24-yard completion to WR **Cecil Shorts III**
- **9/15 at OAK:** Started at QB for injured QB **Blaine Gabbert** and threw for 241 yards on 25 of 38 passing with one TD for a 92.1 passer rating
- **9/22 at SEA:** Started at QB and completed 18 of 38 passes for 235 yards with two TDs for a 45.4 rating
- **10/6 at STL:** Entered the game with 5:14 remaining in the third quarter after QB **Blaine Gabbert** suffered a hamstring injury ... Finished 7 of 13 passing for 89 yards with one TD for a 101.1 passer rating
- **10/13 at DEN:** Started at QB and was 27 of 42 passing for 303 yards with two INTs for a 65.9 rating
- **10/20 vs. SD:** Registered his second straight 300-yard passing game, completing 23 of 36 passes for 318 yards with one INT for an 80.6 rating
- **10/27 vs. SF:** Started at QB and threw for 228 yards and one TD for an 84.3 passer rating

- **11/10 at TEN:** Started at QB and was 14 of 23 passing for 180 yards with two INTs for a 49.2 rating ... Won second start as a Jaguar
- **11/17 vs. ARI:** Led club to TDs on back-to-back drives to open the game ... Hooked up with TE **Danny Noble** for a 62-yard TD on the opening drive. Finished 27 of 42 passing for 255 yards with one TD/two INTs and a 69.0 rating
- **11/24 at HOU:** Was 23 of 32 passing for 239 yards with a season-high 93.1 rating
- **12/1 at CLE:** Completed 22 of 40 passes for 195 yards with 2 TDs/1 INT for a 74.5 rating ... Directed his fourth career game-winning drive, hooking up with WR **Cecil Shorts III** for a 20-yard TD with 40 seconds remaining in the game
- **12/5 vs. HOU:** Threw for 117 yards and two TDs, his 11th career multi-TD game
- **12/15 vs. BUF:** Threw for 237 yards and two TDs on 21 of 36 passing
- **12/22 vs. TEN:** Registered his fourth straight game with two TD passes, hooking up with TE **Marcedes Lewis** and WR **Mike Brown** for scores
- **12/29 at IND:** Started in season-finale and registered a season-high 331 yards on 30 of 51 passing with one TD and one INT

2012 (w/ JAX - 10/6)

Appeared in 10 games with six starts ... Completed 166 of 308 passes for 2,084 yards with 11 TDs and 11 INTs for a 72.2 rating ... Became 15th different starting QB in franchise history

- **9/16 vs. HOU:** Made Jaguars debut in fourth quarter when QB **Blaine Gabbert** departed with an injury and went 2-for-2 passing with 23 yards
- **10/21 at OAK:** Entered game in second quarter when QB **Blaine Gabbert** suffered a left shoulder injury and completed nine of 20 passes for 71 yards
- **11/8 vs. IND:** Was inserted into the game in the fourth quarter and completed 10 of 16 passes for 121 yards with a TD and INT
- **11/18 at HOU:** Entered game in first quarter on club's second offensive possession after QB **Blaine Gabbert** left with a right forearm/elbow injury ... Completed 16 of 33 passes for 354 yards and a career-best four TDs ... Became first QB since Hall of Famer **Steve Young** in 1987 to come off bench and throw for four TDs and no INTs
- **11/25 vs. TEN:** Made first start of the season and threw for 261 yards on 17 of 26 passing with two TDs and one INT
- **12/23 vs. NE:** Threw for 348 yards on 29 of 51 passing with one TD and three INT.
- **12/30 at TEN:** Made sixth consecutive start and completed 25 of 41 passes for 298 yards with two TD and three INT

2011 (w/ MIA - 4/4)

Started the first four games before suffering a season-ending left shoulder injury ... Was placed on injured reserve on Oct. 6 ... Completed 64 of 112 passes (57.1 pct.) for 868 yards with four TDs and four INTs for a 79.0 rating ... Added 15 rushes for 112 yards and one TD

- **9/12 vs. NE:** Opened the season as starter and was 30 of 49 for a career-high 416 yards with two TDs and one INT for a 93.6 rating ... Marked highest single-game passing yardage total by any Dolphin QB other than **Dan Marino**
- **9/25 at CLE:** Was 19 of 29 passing for 255 yards with one TD and one INT
- **10/2 at SD:** Left the game with a left shoulder injury in the first quarter

2010 (w/ MIA - 15/14)

Started 14 of 15 games and was 6-8 as starter... Was 301 of 490 passing (61.4 pct.) for 3,301 yards with 15 TDs and 19 INTs for a 75.4 rating

- **9/26 vs. NYJ:** Threw for two TDs and one INT on 26 of 44 passing for a then career-high 363 yards
- **10/4 vs. NE:** Was 28 of 38 passing for 305 yards with two TDs and three INTs.
- **10/17 at GB:** Threw for two TDs including a 22-yard pass to TE **Anthony Fasano** that broke a 13-13 tie to give the Dolphins a lead in the fourth quarter leading to overtime win
- **11/14 vs. TEN:** Saw action in relief of **Chad Pennington** in the first quarter ... Suffered an injury to his right knee in the third quarter and did not return
- **11/28 at OAK:** Returned to lineup and threw for 307 yards on 17 of 30 passing with two TDs and one INT. Connected with **Marlon Moore** on a 57-yard TD pass
- **12/19 vs. BUF:** Completed 73.3 percent of passes (33 of 45) for 276 yards with one TD and one INT
- **12/26 vs. DET:** Passed **David Woodley** to move into fourth place among the Dolphins career passing yardage leaders ... Completed 29 of 44 passes for 278 yards with one TD and two INTs

2009 (w/ MIA - 14/13)

Played in 14 games with 13 starts and posted 7-6 record as starter... Completed 274 of 451 passes (60.7 pct.) for 2,878 yards with 12 TDs and 14 INTs for a passer rating of 75.2

- **9/27 at SD:** Saw first action of season in relief of QB **Chad Pennington** and totaled 10 of 19 passing for 92 yards with one INT
- **10/14 vs. BUF:** Made first career start and completed 14 of 22 passes for 115 yards and one TD for a 92.0 rating, hooking up with WR **Brian Hartline** in third quarter for first career TD pass
- **10/12 vs. NYJ:** Led Dolphins to a 31-27 comeback win on Monday Night Football with first career fourth-quarter comeback ... Connected on 20 of 26 passes for 241 yards and two TDs for a career-high 130.4 passer rating ... Led club to 21 points in fourth quarter and finished the quarter 9 of 12 passing for 121 yards with two TDs
- **11/15 vs. TB:** Posted second fourth quarter comeback win as he was 17 of 31 for 175 yards with one TD, leading team to a game-winning FG

CHAD HENNE

- **11/19 vs. NE:** Finished 29 of 52 passing for 335 yards with two TDs and one INT in a comeback win
- **12/13 at JAX:** Completed 21 of 29 passes for 220 yards with one INT and scored first career rushing TD ... Set franchise record for consecutive completions in a single game with 17 straight
- **12/27 vs. HOU:** Set season and career marks with 35 completions and 55 attempts for 322 yards with one TD for second consecutive 300-yard passing game
- **1/3 vs. PIT:** Closed out season with 140 yards on 16 of 20 passing for a career-best 80.0 completion percentage with one TD and one INT

2008 (w/ MIA - 3/0)

Appeared in three games as a rookie

- **9/14 at ARI:** Made NFL debut in the fourth quarter and was 7 of 12 passing for 67 yards, all on an 18-play drive covering 89 yards

COLLEGE (at Michigan, 2004-07)

- Four-year starter who compiled a 33-14 record as starter
- Career totals: 828 of 1,387 (59.7 pct.) for 9,715 yards with 87 TDs, 37 INTs
- Tossed at least one TD pass in 42 of his 47 career games and threw for at least 200 yards in 26 starts
- Finished with school records for career completions, attempts, passing yards and TD passes
- Ranked second to Purdue's **Drew Brees** in Big Ten Conference history for career TD passes
- Became first true freshman QB in Big Ten history to lead his team to a conference title
- Earned degree in general studies

PERSONAL

- Married (Brittany)
- Attended Wilson High School in West Lawn, Pa.
- Set Pennsylvania District III all-time passing and TD records with 7,071 yards and 74 TDs
- Also competed in track and field and was a two-year starter on basketball team
- Father, Sheldon, worked two full-time jobs as both a welder and a high school and junior high school football coach
- Full name: Chad Steven Henne

REGULAR SEASON CAREER STATISTICS

PASSING

YEAR	TEAM	P/S	COMP	ATT	PCT	YDS	AVG	TD	INT	SK	RTG
2008	MIA	3/0	7	12	58.3	67	5.6	0	0	0	74.0
2009	MIA	14/13	274	451	60.8	2,878	6.4	12	14	26	75.2
2010	MIA	15/14	301	490	61.4	3,301	6.7	15	19	30	75.4
2011	MIA	4/4	64	112	57.1	868	7.8	4	4	11	79.0
2012	JAX	10/6	166	308	53.9	2,084	6.8	11	11	28	72.2
2013	JAX	15/13	305	503	60.6	3,241	6.4	13	14	38	76.5
2014	JAX	3/3	42	78	53.8	492	6.3	3	1	16	80.7
2015	JAX	0/0	0	0	0.0	0	0.0	0	0	0	0.0
2016	JAX	1/0	0	0	0.0	0	0.0	0	0	0	0.0
NFL totals: 9 yrs.		65/53	1,159	1,954	59.3	12,931	6.6	58	63	149	75.5

CAREER HIGHS

	GAME	SEASON
Passing completions:	35 (12/27/09 vs. HOU)	305 (2013)
Passing attempts:	55 (12/27/09 vs. HOU)	503 (2013)
Passing percentage:	80.0 (01/03/10 vs. PIT)	61.4 (2010)
Passing yards:	416 (9/12/11 vs. N.E.)	3,301 (2010)
Passing touchdowns:	4 (11/18/12 at HOU)	15 (2010)
Passer rating:	130.4 (10/12/09 vs. NYJ)	80.7 (2014)
Rushing attempts:	7 (9/12/11 vs. N.E.)	27 (2013)
Rushing yards:	59 (9/12/11 vs. N.E.)	112 (2012)
Rushing touchdowns:	1 (three times, last: 12/2/12 vs. BUF)	1 (2012)

2016 GAME-BY-GAME STATISTICS

DATE	OPP	P/S	COMP	ATT	PCT	YDS	AVG	TD	INT	SK	RTG
09/11	vs. G.B.					DNP					
09/18	at S.D.					DNP					
09/25	vs. BAL					DNP					
10/02	vs. IND					DNP					
BYE WEEK											
10/16	at CHI					DNP					
10/23	vs. OAK					DNP					
10/27	at TEN					DNP					
11/06	at K.C.					DNP					
11/13	vs. HOU					DNP					
11/20	at DET	1/0	0	0	0.0	0	0.0	0	0	0	0
11/27	at BUF					DNP					
12/04	vs. DEN					DNP					
12/11	vs. MIN					DNP					
12/18	at HOU					DNP					
12/24	vs. TEN					DNP					
01/01	at IND					DNP					
2016 totals:		1/0	0	0	0.0	0	0.0	0	0	0	0

2015 GAME-BY-GAME STATISTICS

DATE	OPP	P/S	COMP	ATT	PCT	YDS	AVG	TD	INT	SK	RTG
09/13	vs. CAR					DNP					
09/20	vs. MIA					DNP					
09/27	at N.E.					DNP					
10/04	at IND					DNP					
10/11	at T.B.					DNP					
10/18	vs. HOU					DNP					
10/25	vs. BUF					DNP					
BYE WEEK											
11/08	at NYJ					DNP					
11/15	at BAL					DNP					
11/19	vs. TEN					DNP					
11/29	vs. S.D.					DNP					
12/06	at TEN					DNP					
12/13	vs. IND					DNP					
12/20	vs. ATL					DNP					
12/27	at N.O.					DNP					
01/03	at HOU					DNP					
2015 totals:		0/0	0	0	0.0	0	0.0	0	0	0	0

2014 GAME-BY-GAME STATISTICS

DATE	OPP	P/S	COMP	ATT	PCT	YDS	AVG	TD	INT	SK	RTG
09/07	at PHI	1/1	24	43	55.8	266	6.2	2	0	3	89.9
09/14	at WAS	1/1	14	28	50.0	193	6.9	1	1	10	69.5
09/21	vs. IND	1/1	4	7	57.1	33	4.7	0	0	3	69.3
09/28	at S.D.	0/0				DNP					
10/05	vs. PIT	0/0				DNP					
10/12	at TEN	0/0				DNP					
10/19	vs. CLE	0/0				DNP					
10/26	vs. MIA	0/0				DNP					
11/02	at CIN	0/0				DNP					
11/09	vs. DAL	0/0				DNP					
BYE WEEK											
11/23	at IND	0/0				DNP					
11/30	vs. NYG	0/0				DNP					
12/07	vs. HOU	0/0				DNP					
12/14	at BAL	0/0				DNP					
12/18	vs. TEN	0/0				DNP					
12/28	at HOU	0/0				DNP					
2014 totals:		3/3	42	78	53.8	492	6.3	3	1	16	80.7

CHAD HENNE

2013 GAME-BY-GAME STATISTICS

DATE	OPP	P/S	COMP	ATT	PCT	YDS	AVG	TD	INT	SK	RTG
09/08	vs. K.C.	1/0	3	6	50.0	36	6.0	0	0	0	68.8
09/15	at OAK	1/1	25	38	65.8	241	6.3	1	0	5	92.1
09/22	at SEA	1/1	18	38	47.4	235	6.2	0	2	3	45.4
09/29	vs. IND	0/0	0	0	0.0	0	0.0	0	0	0	0.0
10/06	at STL	1/0	7	13	53.8	89	6.8	1	0	0	101.1
10/13	at DEN	1/1	27	42	64.3	303	7.2	0	2	2	65.9
10/20	vs. S.D.	1/1	23	36	63.9	318	8.8	0	1	6	80.6
10/27	vs. S.F.	1/1	29	45	64.4	228	5.1	1	0	0	84.3
BYE WEEK											
11/10	at TEN	1/1	14	23	60.9	180	7.8	0	2	3	49.2
11/17	vs. ARI	1/1	27	42	64.3	255	6.1	1	2	2	69.0
11/24	at HOU	1/1	23	32	71.9	239	7.5	0	0	4	93.1
12/01	at CLE	1/1	22	40	55.0	195	4.9	2	1	2	74.5
12/05	vs. HOU	1/1	12	27	44.4	117	4.3	2	0	1	81.9
12/15	vs. BUF	1/1	21	36	58.3	237	6.6	2	2	5	73.5
12/22	vs. TEN	1/1	24	34	70.6	237	7.0	2	1	2	97.3
12/29	at IND	1/1	30	51	58.8	331	6.5	1	1	3	76.5
2013 totals:		15/13	305	503	60.6	3,241	6.4	13	14	38	76.5

2012 GAME-BY-GAME STATISTICS

DATE	OPP	P/S	COMP	ATT	PCT	YDS	AVG	TD	INT	SK	RTG
09/09	at MIN					ina					
09/16	vs. HOU	1/0	2	2	100.0	23	11.5	0	0	0	114.6
09/23	at IND					ina					
09/30	vs. CIN					ina					
10/07	vs. CHI					ina					
BYE WEEK											
10/21	at OAK	1/0	9	20	45.0	71	3.6	0	0	3	54.4
10/28	at G.B.					ina					
11/04	vs. DET					ina					
11/08	vs. IND	1/0	10	16	62.5	121	7.6	1	1	1	80.5
11/18	at HOU	1/0	16	33	48.5	354	10.7	4	0	1	126.8
11/25	vs. TEN	1/1	17	26	65.4	261	10.0	2	1	7	108.0
12/02	at BUF	1/1	19	42	45.2	202	4.8	1	1	3	41.3
12/09	vs. NYJ	1/1	21	43	48.8	185	4.3	0	2	3	41.3
12/16	at MIA	1/1	18	34	52.9	221	6.5	0	0	2	73.3
12/23	vs. N.E.	1/1	29	51	56.9	348	6.8	1	3	1	59.9
12/30	at TEN	1/1	25	41	61.0	298	7.3	2	3	7	69.0
2012 totals:		10/6	166	308	53.9	2,084	6.8	11	11	28	72.2

2011 GAME-BY-GAME STATISTICS

DATE	OPP	P/S	COMP	ATT	PCT	YDS	AVG	TD	INT	SK	RTG
09/12	vs. N.E.	1/1	30	49	61.2	416	8.5	2	1	4	93.6
09/18	vs. HOU	1/1	12	30	40.0	170	5.7	1	1	2	56.2
09/25	at CLE	1/1	19	29	65.5	255	8.8	1	1	5	90.4
10/02	at S.D.	1/1	3	4	75.0	27	6.8	0	1	0	53.1
BYE WEEK											
10/17	at NYJ					IR					
10/23	vs. DEN					IR					
10/30	at NYG					IR					
11/06	at K.C.					IR					
11/13	vs. WAS					IR					
11/20	vs. BUF					IR					
11/24	at DAL					IR					
12/04	vs. OAK					IR					
12/11	vs. PHI					IR					
12/18	at BUF					IR					
12/24	at N.E.					IR					
01/01	vs. NYJ					IR					
2011 totals:		4/4	64	112	57.1	868	7.8	4	4	11	79.0

2010 GAME-BY-GAME STATISTICS

DATE	OPP	P/S	COMP	ATT	PCT	YDS	AVG	TD	INT	SK	RTG
09/12	at BUF	1/1	21	34	61.8	182	5.4	0	0	3	75.9
09/19	at MIN	1/1	9	15	60.0	114	7.6	1	0	2	106.0
09/26	vs. NYJ	1/1	26	44	59.1	363	8.3	2	1	2	91.4
10/04	vs. N.E.	1/1	28	38	73.7	305	8.0	2	3	2	81.6
BYE WEEK											
10/17	at G.B.	1/1	23	39	59.0	231	5.9	2	1	0	82.3
10/24	vs. PIT	1/1	23	36	63.9	257	7.1	1	1	1	82.8
10/31	at CIN	1/1	24	37	64.9	217	5.9	0	1	0	69.3
11/07	at BAL	1/1	22	34	64.7	231	6.8	0	3	2	47.5
11/14	vs. TEN	1/0	19	28	67.9	240	8.6	1	1	1	91.4
11/18	vs. CHI	0/0				ina					
11/28	at OAK	1/1	17	30	56.7	307	10.2	2	1	3	100.3
12/05	vs. CLE	1/1	16	32	50.0	174	5.4	1	3	1	37.8
12/12	at NYJ	1/1	5	18	27.8	55	3.1	1	0	5	58.3
12/19	vs. BUF	1/1	33	45	73.3	276	6.1	1	1	3	86.9
12/26	vs. DET	1/1	29	44	65.9	278	6.3	1	2	2	72.0
01/02	at N.E.	1/1	6	16	37.5	71	4.4	0	1	3	25.6
2010 totals:		15/14	64	112	57.1	868	7.8	4	4	11	79.0

2009 GAME-BY-GAME STATISTICS

DATE	OPP	P/S	COMP	ATT	PCT	YDS	AVG	TD	INT	SK	RTG
09/13	at ATL					ina					
09/21	vs. IND					ina					
09/27	at S.D.	1/0	10	19	52.6	92	4.8	0	1	1	44.2
10/04	vs. BUF	1/1	14	22	63.6	115	5.2	1	0	6	92.0
10/12	vs. NYJ	1/1	12	21	57.1	241	9.3	2	0	0	130.4
BYE WEEK											
10/25	vs. N.O.	1/1	18	36	50.0	211	5.9	0	2	2	45.0
11/01	at NYJ	1/1	12	21	57.1	112	5.3	1	0	5	87.8
11/08	at N.E.	1/1	19	34	55.9	219	6.4	0	0	2	75.5
11/15	vs. T.B.	1/1	17	31	54.8	175	5.6	1	1	0	68.6
11/19	at CAR	1/1	17	29	58.6	172	5.9	1	0	0	87.1
11/29	at BUF	1/1	17	31	54.8	175	5.6	1	3	1	42.5
12/06	vs. N.E.	1/1	29	52	55.8	335	6.4	2	1	1	80.2
12/13	at JAX	1/1	21	29	72.4	220	7.6	0	1	2	79.7
12/20	at TEN	1/1	29	46	63.0	349	7.6	1	3	1	66.3
12/27	vs. HOU	1/1	35	55	63.6	322	5.9	1	1	3	78.0
01/03	vs. PIT	1/1	16	20	80.0	140	7.0	1	1	2	91.7
2009 totals:		14/13	274	451	60.8	2,878	6.4	12	14	26	75.2

TRACY HOWARD

36

TRACY HOWARD

CORNERBACK
5-10 185 LBS.
MIAMI (FLA.)
BORN APRIL 29, 1994
MIRAMAR, FLORIDA
ACQ: WAIVERS (CLEVELAND) 2017
EXP: 2ND YEAR



TRANSACTIONS

Originally signed by Cleveland as undrafted rookie on 5/6/16 ... Waived by Cleveland on 4/21/17 and claimed off waivers by Jacksonville

PRO (Games played/started, 15/3)

- Second-year CB has spent time with Cleveland

2016 (w/ CLE - 15/3)

Played 15 games, including three starts ... Registered 20 tackles (15 solo) and one pass defended ... Also had seven kickoff returns for 111 yards (15.9 avg.)

- **10/23 at CIN:** Had his first professional start at CB and recorded four tackles (three solo)
- **11/10 at BAL:** Tallied three solo tackles
- **12/24 vs. S.D.:** Posted one tackle and one pass defended

COLLEGE (at MIAMI (Fla.), 2012-15)

- Appeared in 51 games with 22 starts and totaled 102 tackles, 10 passes defended, five INTs and two forced fumbles
- In 2015, started eight of 13 games at CB and totaled 30 tackles and four passes defended

PERSONAL

- Attended Miramar High School (Miramar, Fla.) and was No. 1 CB prospect and No. 3 overall prospect in Florida according to ESPN

ALLEN HURNS

88

ALLEN HURNS

WIDE RECEIVER
6-3 201 LBS.
MIAMI (FLA.)
BORN NOVEMBER 12, 1991
MIAMI, FLORIDA
ACQ: ROOKIE FREE AGENT 2014
EXP: 4TH YEAR



TRANSACTIONS

Originally signed with Jacksonville as an undrafted rookie on 5/12/14

PRO (Games played/started - 42/34)

- Has a franchise-best 14.6 yards per reception avg.
- Caught a pass in 38 consecutive games from 9/7/14 - 10/27/16, the longest streak by a Jaguars player since TE **Mercedes Lewis** (32 games) from 9/12/10 - 9/9/12 and the longest streak for a Jaguars WR since WR **Jimmy Smith** (76 games) from 9/9/01 - 1/1/06
- Holds the Jaguars record of seven consecutive games with a receiving TD (9/27/15-11/15/15)

2016 (w/ JAX - 11/11)

Started all 11 games played this season and missed the final five due to a hamstring injury ... Registered 35 receptions for 477 yards, including three TDs

- **9/11 vs. G.B.:** Had four receptions for a team-leading 75 yards (18.8 rec. avg.), including a game-long 38-yard catch in the third quarter
- **9/18 at S.D.:** Posted five receptions for 64 yards (12.8 rec. avg.)
- **9/25 vs. BAL:** Recorded four receptions for 40 yards
- **10/2 vs. IND:** Posted two receptions for 47 yards, including a 42-yard TD in the fourth quarter
- **10/16 at CHI:** Caught five passes for 74 yards (14.8 rec. avg.)
- **10/23 vs. OAK:** Caught four passes for 45 yards (11.3 avg.)
- **10/27 at TEN:** Led the team with seven receptions for 98 yards (14.0 rec. avg.) and one TD
- **11/6 at K.C.:** Started at WR before exiting the game with a concussion
- **11/13 vs. HOU:** Started at WR and had two receptions for 13 yards
- **11/20 at DET:** Started at WR and posted one reception for nine yards
- **11/27 at BUF:** Tallied a 12-yard TD reception for his 150th career catch
- **12/4 vs. DEN:** Inactive (hamstring)
- **12/11 vs. MIN:** Inactive (hamstring)
- **12/18 at HOU:** Inactive (hamstring)
- **12/24 vs. TEN:** Inactive (hamstring)
- **1/1 at IND:** Inactive (hamstring)

2015 (w/ JAX - 15/15)

Finished his second NFL season setting career highs in receptions (64), receiving yards (1,030) and receiving TDs (10) ... Youngest undrafted player since the 1970 NFL merger to record 1,000-plus receiving yards and 10-plus receiving TDs in a single season ... Since 2005, one of only five undrafted NFL players to have recorded 1,000-plus receiving yards and 10-plus receiving TDs in a single season ... Became the fourth Jaguars player to post 1,000 receiving yards in a single season (**Jimmy Smith**, nine times; **Kennan McCardell**, four times; **Allen Robinson**, one time) ... Joins WR **Allen Robinson** (1,400) as the first Jaguars duo to each record 1,000-plus receiving yards in the same season since WR **Keenan McCardell** (1,110) and WR **Jimmy Smith** (1,373) in 2001 ... The first undrafted player age 24 or younger to post 1,000 receiving yards in a single season since DEN's **Steve Watson** (1,244) in 1981

- **9/27 at N.E.:** Had two receptions for 70 yards (35.0 avg.), including a 59-yard TD
- **10/4 at IND:** Recorded a career-high 11 receptions for his third career 100-yard game (116 yds.) and one TD
- **10/11 at T.B.:** Caught five passes for 116 yards (23.2 avg.) and one TD ... Became the third player in franchise history to register back-to-back games with at least 100 receiving yards and a TD ... Joins **Jimmy Smith** as the only players in franchise history to register back-to-back games with at least 100 receiving yards and a TD in two consecutive road games
- **10/25 vs. BUF:** Had two catches for 53 yards (26.5 rec. avg.), including the game-winning 31-yard TD reception with 2:16 remaining
- **11/8 at NYJ:** Had five receptions for 122 yards (24.4 rec. avg.) and one TD ... Along with teammate **Allen Robinson** (121 yards), marked the first time in Jaguars history that two players posted 120-plus receiving yards in a single game
- **11/15 at BAL:** Had five receptions for a team-high 62 yards (12.4 rec. avg.) and one TD
- **12/13 vs. IND:** Had three receptions for a team-high 105 yards and a career-long 80-yard TD reception in the third quarter, the third-longest reception in franchise history
- **12/27 at N.O.:** Surpassed 1,000 yards for the first time in his NFL career after registering eight receptions for 107 yards and a career-high-tying two TDs

2014 (w/ JAX - 16/8)

Started eight of 16 games as a rookie and produced a team-high six TDs, the most

in franchise history by a rookie ... Registered 51 receptions for 677 yards, the second-most catches and yards by a Jaguars rookie ... Ranked fourth in NFL history among undrafted rookies in receptions, fifth in receiving yards and fourth in receiving TDs ... Ranked second on the club with 51 catches for 677 yards and a team-high six TDs which set a Jaguars rookie record ... Joined **Allen Robinson** (48-548) to become the first rookie duo in NFL history to register 48 or more receptions in a season

- **9/7 at PHI:** Started at WR in NFL debut and registered four catches for 110 yards and two TDs ... Became first player in NFL history to record two receiving TDs in the first quarter in his NFL debut, hooking up with **Chad Henne** from 34 and 21 yards ... Joined former Detroit WR **Charles Rogers** (Sept. 17, 2003 vs. Arizona) as only players in NFL history to score a TD on each of their first two receptions ... His 110 receiving yards were the most in franchise history by a WR in his first NFL game and fourth-most by a rookie in a game ... His 27.5-yard average per catch ranks fifth-highest in team history ... Finished the first quarter with three catches for 101 yards ... First undrafted rookie in team history to start in season-opener
- **9/28 at SD:** Finished with five catches for 68 yards (13.6 avg.), including a 44-yard reception in the second quarter that set up a Jaguars TD ... Marked his fourth reception of 30-plus yards
- **11/2 at CIN:** Recorded a career-high seven catches for 112 yards and matched his career-high with two TDs ... Had TD receptions of 40 and 18 yards ... Tied for the most receiving TDs by a Jaguars rookie with five through nine games
- **12/7 vs. HOU:** Totaled 36 yards on five receptions including a four-yard TD pass from QB **Blake Bortles** in the first quarter ... Has the most touchdown receptions in team history by a rookie wide receiver

COLLEGE (at Miami, 2010-13)

- Concluded career ranked seventh in school history with 121 receptions and 1,891 yards
- Played in all 13 games as a senior, making 11 starts
- Named the 2013 Jack Harding Team Most Valuable Player, given annually to the school's top performer
- Set single-season school record for receiving yards (1,162), breaking mark previously held by WR **Leonard Hankerson**
- Set career-high in receptions (nine) and yards (173) in a 41-31 victory at Pittsburgh
- Became fourth Hurricane with 1,000-yard receiving season, joining **Eddie Brown** (1984), **Andre Johnson** (2002) and **Leonard Hankerson** (2010)

PERSONAL

- Attended Carol City (Miami, Fla.) High School where was ranked as a three-star recruit by Rivals.com
- As a senior, caught six passes for 110 yards before getting injured for the year
- Full name is Allen Bernard Hurns
- Twitter handle is @A1Hurns

REGULAR SEASON CAREER STATISTICS							
YEAR	TEAM	GP/GS	RECS	YDS	AVG.	LG	TD
2014	JAX	16/8	51	677	13.3	63t	6
2015	JAX	15/15	64	1,031	16.1	80t	10
2016	JAX	11/11	35	477	13.6	42t	3
NFL totals: 2 yrs.		42/34	150	2,185	14.6	80t	19

CAREER HIGHS		
	GAME	SEASON
Receptions:	11 (10/4/15 at IND)	64 (2015)
Receiving yards:	122 (11/8/15 at NYJ)	1,031 (2015)
Longest reception:	80t (12/13/15 vs. IND)	80t (2015)
Receiving touchdowns:	2 (three times, last: 12/27/15 at N.O.)	10 (2015)

2016 GAME-BY-GAME STATISTICS							
DATE	OPP	RECS	YDS	AVG.	LG	TD	
09/11	vs. Green Bay	4	75	18.8	38	0	
09/18	at San Diego	5	64	12.8	24	0	
09/25	vs. Baltimore	4	40	10.0	17	0	
10/02	vs. Indianapolis	2	47	23.5	42t	1	
BYE WEEK							
10/16	at Chicago	5	74	14.8	29	0	
10/23	vs. Oakland	4	45	11.3	22	0	
10/27	at Tennessee	7	98	14.0	31	1	
11/06	at Kansas City	0	0	0.0	0	0	
11/13	vs. Houston	2	13	6.5	11	0	
11/20	at Detroit	1	9	9.0	9	0	
11/27	at Buffalo	1	12	12.0	12t	1	
12/04	vs. Denver			ina			
12/11	vs. Minnesota			ina			
12/18	at Houston			ina			
12/24	vs. Tennessee			ina			
01/01	at Indianapolis			ina			
2016 totals:		35	477	13.6	42t	3	

ALLEN HURNS



2015 GAME-BY-GAME STATISTICS

DATE	GAME	RECs	YDS	AVG.	LG	TD
09/13	vs. Carolina	5	60	12.0	24	0
09/20	vs. Miami	4	68	17.0	24	0
09/27	at New England	2	70	35.0	59t	1
10/04	at Indianapolis	11	116	10.5	26	1
10/11	at Tampa Bay	5	116	23.2	59	1
10/18	vs. Houston	2	30	15.0	19	1
10/25	vs. Buffalo	2	53	26.5	31t	1
	BYE WEEK					
11/08	at N.Y. Jets	5	122	24.4	30t	1
11/15	at Baltimore	5	62	12.4	21	1
11/19	vs. Tennessee	3	19	6.3	7	0
11/29	vs. San Diego	4	42	10.5	29	0
12/06	at Tennessee			ina		
12/13	vs. Indianapolis	3	105	35.0	80t	1
12/20	vs. Atlanta	2	44	22.0	22	0
12/27	at New Orleans	8	107	13.4	24	2
01/03	at Houston	3	17	5.7	6	0
2015 totals:		64	1,031	16.1	80t	10



2014 GAME-BY-GAME STATISTICS

DATE	GAME	RECs	YDS	AVG.	LG	TD
09/07	at Philadelphia	4	110	27.5	46	2
09/14	at Washington	2	13	6.5	10	0
09/21	vs. Indianapolis	1	63	63.0	63t	1
09/28	at San Diego	5	68	13.6	44	0
10/05	vs. Pittsburgh	4	26	6.5	9	0
10/12	at Tennessee	2	18	9.0	10	0
10/19	vs. Cleveland	1	7	7.0	7	0
10/26	vs. Miami	3	49	16.3	20	0
11/02	at Cincinnati	7	112	16.0	40t	2
11/09	vs. Dallas	1	9	9.0	9	0
	BYE WEEK					
11/23	at Indianapolis	1	13	13.0	13	0
11/30	vs. N.Y. Giants	4	42	10.5	14	0
12/07	vs. Houston	5	36	7.2	16	1
12/14	at Baltimore	6	70	11.7	27	0
12/18	vs. Tennessee	3	26	8.7	15	0
12/28	at Houston	2	15	7.5	10	0
2014 totals:		51	677	13.3	63t	6

CHRIS IVORY

33

CHRIS IVORY

RUNNING BACK
6-0 223 LBS.
TIFFIN UNIVERSITY
BORN MARCH 22, 1988
LONGVIEW, TEXAS
ACQ: UFA (N.Y. JETS) 2016
EXP: 8TH YEAR



TRANSACTIONS

Originally signed by New Orleans as an undrafted rookie free agent on 5/3/10 ... Acquired by the N.Y. Jets in exchange for a fourth-round 2013 draft choice on 4/26/13 ... Signed by Jacksonville as an undrafted free agent on 3/10/15

PRO (Games played/started - 81/38, 2/0)

• eighth-year RB has spent time with New Orleans, N.Y. Jets and Jacksonville

2016 (w/ JAX - 11/1)

- **9/11 vs. G.B.:** Inactive
- **9/18 at S.D.:** Inactive
- **9/25 vs. BAL:** Made his Jaguars debut, rushing 12 times for 14 yards
- **10/2 vs. IND:** Rushed eight times for 29 yards (3.6 avg.)
- **10/16 at CHI:** Rushed 11 times for 32 yards (2.9 avg.) and his first TD as a Jaguar
- **10/23 vs. OAK:** Rushed five times for 48 yards (9.6 avg.) including a team- and season-long rush of 42 yards and caught two passes for three yards
- **10/27 at TEN:** Rushed four times for six yards and had one reception for six yards
- **11/6 at K.C.:** Rushed 18 times for 107 yards (5.9 rush avg.), including a 42-yard run in the first quarter
- **11/13 vs. HOU:** Rushed nine times for 31 yards (3.4 rush avg.) and had two receptions for 10 yards
- **11/20 at DET:** Rushed 17 times for 39 yards (2.3 rush avg.) and tallied a career-high six receptions for 75 yards (12.5 rec. avg.)
- **11/27 at BUF:** Earned his first start as a Jaguar and rushed nine times for 44 yards and one TD before exiting the game with a hamstring injury
- **12/4 vs. DEN:** Inactive (hamstring)
- **12/11 vs. MIN:** Inactive (hamstring)
- **12/18 at HOU:** Rushed 10 times for 44 yards
- **12/24 vs. TEN:** Rushed 14 times for 45 yards (3.2 rush avg.), including a 1-yard TD in the second quarter before exiting the game with a hamstring injury ... Added four receptions for 69 yards (17.3 rec. avg.), including a career-long 37-yard catch-and-run in the third quarter
- **1/1 at IND:** Inactive (hamstring)

2015 (w/ NYJ - 15/14)

Started 14 of 15 games played and set career highs in carries (247), rushing yards (1,070), rushing touchdowns (seven), 100-yard rushing performances in a season (three), receptions (39) and receiving yards (217)

- **9/13 vs. CLE:** Recorded 20 carries for 91 yards (4.6 rush avg.) and two touchdowns, his fourth career multi-touchdown performance
- **10/4 at MIA:** Rushed for a career-high 166 yards and one TD for the seventh 100-yard game of his career
- **10/18 vs. WAS:** Established a career high in scrimmage yards (196) after registering 146 yards on 20 carries and 50 yards on three receptions ... Recorded back-to-back 100-yard rushing performances for the first time in his career
- **10/25 at N.E.:** Recorded the second receiving touchdown of his career, a nine-yard pass from QB **Ryan Fitzpatrick** in the third quarter
- **11/8 vs. JAX:** Registered the fifth multi-touchdown game for his career, rushing for a pair of one-yard touchdowns

2014 (w/ NYJ - 16/10)

Registered a team-high 821 rushing yards on 198 carries (4.1 rush avg) and six touchdowns ... Added 18 receptions for 123 yards (6.8 rec. avg.)

- **9/7 vs. OAK:** Gained 102 yards on 10 carries (10.2 rush avg.), including a career-long 71-yard touchdown in the fourth quarter
- **12/1 vs. MIA:** Ran for 62 yards on 16 carries (3.9 rush avg.) and helped team run for 277 yards, the eighth-highest output in Jets history
- **12/28 at MIA:** Registered the first receiving touchdown of his career on an eight-yard pass

2013 (w/ NYJ - 15/6)

Rushed for 833 yards on 182 rushes (4.6 rush avg.) and three touchdowns, and caught two passes for 10 yards (5.0 rec. avg.)

- **10/20 vs. N.E.:** Voted FedEx Ground NFL Player of the Week after rushing 34 times for 104 yards
- **11/3 vs. N.O.:** Finished with 139 rushing yards on 18 carries (7.7 rush avg.)
- **12/22 vs. CLE:** Finished with 20 carries for 109 yards (5.5 rush avg.)

2012 (w/ N.O. - 6/2)

Played in six games with two starts, rushing for 217 yards on 40 attempts (5.4 rush avg.) and two touchdowns ... Added two receptions for 15 yards (7.5 rec. avg.)

- **11/5 vs. PHI:** Gained 48 rushing yards on 10 carries (4.8 rush avg.) and added a 22-yard touchdown run
- **11/11 vs. ATL:** Carried seven times for 72 yards (10.3 rush avg.) and scored on a 56-yard run

2011 (w/ N.O. - 6/2, 2/0)

Spent the first seven weeks of the season on the Physically Unable to Perform list recovering from foot and sports hernia surgeries ... Played in six games and had 79 rushes for 374 yards (4.7 rush avg.) and one touchdown ... Played in both postseason games and rushed 22 times for 70 yards (3.2 rush avg.)

- **1/1 vs. CAR:** Ran 19 times for 127 yards and one touchdown

2010 (w/ N.O. - 12/3)

Appeared in 12 games with three starts and led the team in rushing, carrying 137 times for 716 yards (5.2 rush avg.) with five touchdowns ... Ranked fourth in the NFL in yards per carry and second among rookies in rushing yardage ... Named an All-Rookie by The Sporting News and Pro Football Weekly/Pro Football Writers of America

- **10/17 at T.B.:** Rushed 15 times for 158 yards (10.5 rush avg.)
- **11/25 at DAL:** Registered two touchdowns as he rushed seven times for 38 yards
- **12/5 at CIN:** Carried 15 times for 117 yards (7.8 rush avg.) with two touchdowns

COLLEGE (at Washington State, 2006-08; at Tiffin University, 2009-10)

• As a senior, carried 39 times for 223 yards in five games before suffering season-ending knee injury
• Appeared in 22 games over three season at Washington State, rushing for 534 yards on 91 attempts (5.9 rush avg.) and four touchdowns

Personal

- Earned three letters in football for head coach John King and two in track and field at Longview (Texas) H.S.
- Named best fullback by 5ATexasFootball.com and was a unanimous first-team All-District 12 5A selection
- Parents are Kenny and Judy Gilliland
- Twitter handle is @ivory33



REGULAR SEASON CAREER STATISTICS

YEAR	TEAM	GP/GS	RUSHING					RECEIVING					
			NO	YDS	AVG	LG	TD	NO	YDS	AVG	LG	TD	
2010	N.O.	12/3	137	716	5.2	55t	5	1	17	17.0	17	0	
2011	N.O.	6/2	79	374	4.7	35t	1	0	0	0.0	0	0	
2012	N.O.	6/2	40	217	5.4	56t	2	2	15	7.5	13	0	
2013	NYJ	15/6	182	833	4.6	69	3	2	10	5.0	12	0	
2014	NYJ	16/10	198	821	4.1	71t	6	18	123	6.8	23	1	
2015	NYJ	15/14	247	1070	4.3	58	7	30	217	7.2	36	1	
2016	JAX	11/1	117	439	3.8	42	3	20	186	9.3	37	0	
NFL totals: 7 yrs.			81/38	1,000	4,470	4.5	71t	27	73	568	7.8	37	2



POSTSEASON CAREER STATISTICS

YEAR	TEAM	GP/GS	RUSHING					RECEIVING					
			NO	YDS	AVG	LG	TD	NO	YDS	AVG	LG	TD	
2011	N.O.	2/0	22	70	3.2	19	0	0	0	0.0	0	0	
NFL totals: 7 yrs.			2/0	22	70	3.2	19	0	0	0	0.0	0	0



CAREER HIGHS

	GAME	SEASON
Rushing attempts:	34 (10/20/13 vs. New England)	247 (2015)
Rushing yards:	166 (10/4/15 at Miami)	1,070 (2015)
Longest rush:	71 (9/7/14 vs. Oakland)	71 (2014)
Rushing touchdowns:	2 (three times, last: 10/26/14 vs. Buffalo)	7 (2015)
Receptions:	6 (11/20/16 at Detroit)	30 (2015)
Receiving yards:	75 (11/20/16 at Detroit)	217 (2015)
Receiving touchdowns:	1 (two times, last: 10/25/15 at New England)	14 (2015)

CHRIS IVORY

2016 GAME-BY-GAME STATISTICS

DATE	GAME	RUSHING					RECEIVING				
		NO	YDS	AVG	LG	TD	NO	YDS	AVG	LG	TD
09/11	vs. Green Bay						ina				
09/18	at San Diego						ina				
09/25	vs. Baltimore	12	14	1.2	4	0	1	9	9.0	9	0
10/02	vs. Indianapolis	8	29	3.6	13	0	0	0	0.0	0	0
	BYE WEEK										
10/16	at Chicago	11	32	2.9	9	1	2	3	1.5	2	0
10/23	vs. Oakland	5	48	9.6	42	0	2	3	1.5	3	0
10/27	at Tennessee	4	6	1.5	4	0	1	6	6.0	6	0
11/06	at Kansas City	18	107	5.9	42	0	1	0	0.0	0	0
11/13	vs. Houston	9	31	3.4	13	0	2	10	5.0	8	0
11/20	at Detroit	17	39	2.3	8	0	6	75	12.5	22	0
11/27	at Buffalo	9	44	4.9	14	1	1	11	11.0	1	0
12/04	vs. Denver						ina				
12/11	vs. Minnesota						ina				
12/18	at Houston	10	44	4.4	17	0	0	0	0.0	0	0
12/24	vs. Tennessee	14	45	3.2	13	1	4	69	17.3	37	0
01/01	at Indianapolis						ina				
2016 totals:		117	439	3.8	42	3	20	186	9.3	37	0

2015 GAME-BY-GAME STATISTICS

DATE	GAME	RUSHING					RECEIVING				
		NO	YDS	AVG	LG	TD	NO	YDS	AVG	LG	TD
09/13	vs. Cleveland	20	91	4.6	19	2	1	9	9.0	9	0
09/21	at Indianapolis	14	57	4.1	19	0	2	3	1.5	2	0
09/27	vs. Philadelphia						DNP				
10/04	at Miami	29	166	5.7	24	1	0	0	0.0	0	0
	BYE WEEK										
10/18	vs. Washington	20	146	7.3	54	1	3	50	16.7	24	0
10/25	at New England	17	41	2.4	7	0	3	24	8.0	9	1
11/01	at Oakland	15	17	1.1	7	0	3	24	8.0	9	0
11/08	vs. Jacksonville	23	26	1.1	9	2	3	22	7.3	16	0
11/12	vs. Buffalo	18	99	5.5	21	0	2	36	18.0	36	0
11/22	at Houston	8	36	4.5	23	0	1	9	9.0	9	0
11/29	vs. Miami	21	87	4.1	31	1	2	15	7.5	9	0
12/06	at N.Y. Giants	10	47	4.7	20	0	5	22	4.4	11	0
12/13	vs. Tennessee	22	101	4.6	32	0	1	6	6.0	6	0
12/19	at Dallas	13	37	2.8	8	0	1	5	5.0	5	0
12/27	vs. New England	11	38	3.5	17	0	4	4	1.0	6	0
01/03	at Buffalo	6	81	13.5	58	0	0	0	0.0	0	0
2015 totals:		247	1070	4.3	58	7	30	217	7.2	36	1

2014 GAME-BY-GAME STATISTICS

DATE	GAME	RUSHING					RECEIVING				
		NO	YDS	AVG	LG	TD	NO	YDS	AVG	LG	TD
09/07	vs. Oakland	10	102	10.2	71	1	0	0	0.0	0	0
09/14	at Green Bay	13	44	3.4	9	1	1	3	3.0	3	0
09/22	vs. Chicago	10	44	4.4	17	0	4	52	13.0	23	0
09/28	vs. Detroit	17	84	4.9	17	0	2	16	8.0	8	0
10/05	at San Diego	9	44	4.9	17	0	2	16	8.0	8	0
10/12	vs. Denver	8	7	0.9	5	0	0	0	0.0	0	0
10/16	at New England	21	107	5.1	16	1	4	18	4.5	7	0
10/26	vs. Buffalo	13	43	3.3	9	2	0	0	0.0	0	0
11/02	at Kansas City	8	22	2.8	6	0	0	0	0.0	0	0
11/09	vs. Pittsburgh	14	51	3.6	12	0	0	0	0.0	0	0
	BYE WEEK										
11/24	at Buffalo	7	31	4.4	17	0	3	7	2.3	6	0
12/01	vs. Miami	16	62	3.9	11	0	0	0	0.0	0	0
12/07	at Minnesota	16	73	4.6	15	0	1	4	4.0	4	0
12/14	at Tennessee	12	25	2.1	12	1	1	1	1.0	1	0
12/21	vs. New England	11	53	4.8	16	0	0	0	0.0	0	0
12/28	at Miami	13	29	2.2	9	0	1	8	8.0	8	1
2014 totals:		198	821	4.1	71	6	18	123	6.8	23	1

2013 GAME-BY-GAME STATISTICS

DATE	GAME	RUSHING					RECEIVING				
		NO	YDS	AVG	LG	TD	NO	YDS	AVG	LG	TD
09/08	vs. Tampa Bay	10	15	1.5	7	0	0	0	0.0	0	0
09/12	at New England	12	52	4.3	11	0	0	0	0.0	0	0
09/22	vs. Buffalo	4	5	1.3	5	0	0	0	0.0	0	0
09/29	at Tennessee						ina				
10/07	at Atlanta	4	27	6.8	19	0	0	0	0.0	0	0
10/13	vs. Pittsburgh	4	16	4.0	9	0	0	0	0.0	0	0
10/20	vs. New England	34	104	3.1	17	0	1	-2	-2.0	-2	0
10/27	at Cincinnati	6	11	1.8	5	0	0	0	0.0	0	0
11/03	vs. New Orleans	18	139	7.7	52	1	0	0	0.0	0	0
	BYE WEEK										
11/17	at Buffalo	15	98	6.5	69	1	0	0	0.0	0	0
11/24	at Baltimore	9	35	3.9	17	0	0	0	0.0	0	0
12/01	vs. Miami	12	61	5.1	32	0	1	12	12.0	12	0
12/08	vs. Oakland	18	76	4.2	15	1	0	0	0.0	0	0
12/15	at Carolina	11	66	5.5	28	0	0	0	0.0	0	0
12/22	vs. Cleveland	20	109	5.5	28	0	0	0	0.0	0	0
12/29	at Miami	5	19	3.8	5	0	0	0	0.0	0	0
2013 totals:		182	833	4.6	69	3	2	10	5.0	12	0

2012 GAME-BY-GAME STATISTICS

DATE	GAME	RUSHING					RECEIVING				
		NO	YDS	AVG	LG	TD	NO	YDS	AVG	LG	TD
09/09	vs. Washington						ina				
09/16	at Carolina						ina				
09/23	vs. Kansas City						ina				
09/30	at Green Bay						ina				
10/07	vs. San Diego						DNP				
	BYE WEEK										
10/21	at Tampa Bay						ina				
10/28	at Denver						DNP				
11/05	vs. Philadelphia	10	48	4.8	22	1	1	2	2.0	2	0
11/11	vs. Atlanta	7	72	10.3	56	1	1	13	13.0	13	0
11/18	at Oakland	8	37	4.6	25	0	0	0	0.0	0	0
11/25	vs. San Francisco	8	34	4.3	7	0	0	0	0.0	0	0
11/29	at Atlanta	3	4	1.3	6	0	0	0	0.0	0	0
12/09	at N.Y. Giants						ina				
12/16	vs. Tampa Bay						ina				
12/23	at Dallas						ina				
12/30	vs. Carolina	4	22	5.5	11	0	0	0	0.0	0	0
2012 totals:		40	217	5.4	56	2	2	15	7.5	13	0

2011 GAME-BY-GAME STATISTICS

DATE	GAME	RUSHING					RECEIVING				
		NO	YDS	AVG	LG	TD	NO	YDS	AVG	LG	TD
09/08	at G.B.						PUP				
09/18	vs. Chicago						PUP				
09/25	vs. Houston						PUP				
10/02	at Jacksonville						PUP				
10/09	at Carolina						PUP				
10/16	at Tampa Bay						PUP				
10/23	vs. Indianapolis						PUP				
10/30	at St. Louis	6	18	3.0	6	0	0	0	0.0	0	0
11/06	vs. Tampa Bay	15	67	4.5	12	0	0	0	0.0	0	0
11/13	at Atlanta						ina				
	BYE WEEK										
11/28	vs. N.Y. Giants						ina				
12/04	vs. Detroit						ina				
12/11	vs. Tennessee	13	53	4.1	25	0	0	0	0.0	0	0
12/18	vs. Minnesota	18	74	4.1	12	0	0	0	0.0	0	0
12/26	vs. Atlanta	8	35	4.4	11	0	0	0	0.0	0	0
01/01	vs. Carolina	19	127	6.7	35	1	0	0	0.0	0	0
2011 totals:		79	374	4.7	35	1	0	0	0.0	0	0
01/07	vs. Detroit	13	47	3.6	19	0	0	0	0.0	0	0
01/14	at San Francisco	9	23	2.6	7	0	0	0	0.0	0	0
Postseason totals:		22	70	3.2	19	0	0	0	0.0	0	0

CHRIS IVORY



2010 GAME-BY-GAME STATISTICS

DATE	GAME	RUSHING					RECEIVING					
		NO	YDS	AVG	LG	TD	NO	YDS	AVG	LG	TD	
09/09	vs. Minnesota						ina					
09/20	at San Francisco						ina					
09/26	vs. Atlanta	7	13	1.9	9	0	0	0	0.0	0	0	0
10/03	vs. Carolina	12	67	5.6	14	0	0	0	0.0	0	0	0
10/10	at Arizona	10	39	3.9	14	0	0	0	0.0	0	0	0
10/17	at Tampa Bay	15	158	10.5	33	0	1	17	17.0	17	0	0
10/24	vs. Cleveland	15	48	3.2	8	0	0	0	0.0	0	0	0
10/31	vs. Pittsburgh	7	7	1.0	6	0	0	0	0.0	0	0	0
11/07	at Carolina	12	50	4.2	11	0	0	0	0.0	0	0	0
	BYE WEEK											
11/21	vs. Seattle	23	99	4.3	24	1	0	0	0.0	0	0	0
11/25	at Dallas	7	38	5.4	17	2	0	0	0.0	0	0	0
12/05	at Cincinnati	15	117	7.8	55t	2	0	0	0.0	0	0	0
12/12	vs. St. Louis	7	47	6.7	18	0	0	0	0.0	0	0	0
12/19	at Baltimore						ina					
12/27	at Atlanta						ina					
01/02	vs. Tampa Bay	7	33	4.7	11	0	0	0	0.0	0	0	0
2010 totals:		137	716	5.2	55t	5	1	17	17.0	17	0	0

MYLES JACK

44

MYLES JACK

LINEBACKER

6-1 244 LBS

UCLA

BORN SEPTEMBER 3, 1995

SCOTTSDALE, ARIZONA

ACQ: 2ND ROUND OF 2016 DRAFT (36TH)

EXP: 2ND YEAR



TRANSACTIONS

Originally drafted by Jacksonville in the second round (36th overall) of the 2016 draft on choice obtained from Baltimore for Jaguars' second (38th overall)- and fifth (146th overall)-round choices

PRO (Games played/started - 16/10)

Made his NFL and Jaguars debut in the team's season opener in 2016

2016 (w/ JAX - 16/10)

Played in all 16 games starting at OTTO in 10 his rookie ... Totaled 22 tackles (16 solo) to rank tied for 12th on the team in tackles

- **9/11 vs. G.B.:** Played in 12 snaps on special teams in NFL and team debut
- **9/18 at S.D.:** Saw action at LB, making two solo tackles, and on special teams
- **9/25 vs. BAL:** Saw action on special teams
- **10/2 vs. IND:** Earned his first career start at OTTO and made four tackles (three solo) and one pass defended
- **10/16 at CHI:** Started at OTTO and made one solo tackle
- **10/23 vs. OAK:** Started at OTTO and recorded one solo tackle and saw time on special teams
- **10/27 at TEN:** Started at OTTO and saw action on special teams
- **11/6 at K.C.:** Started at OTTO and made one solo tackle
- **11/13 vs. HOU:** Started at OTTO and made two solo tackles, including one special teams tackle
- **11/20 at DET:** Saw action at OTTO and posted three tackles (two solo), including one tackle for loss
- **11/27 at BUF:** Started at OTTO and made five tackles (two solo), including his first career half-sack
- **12/4 vs. DEN:** Started at OTTO and made one solo tackle
- **12/11 vs. MIN:** Saw action at OTTO and made one tackle
- **12/18 at HOU:** Saw action at OTTO and made one tackle
- **12/24 vs. TEN:** Saw action at OTTO
- **1/1 at IND:** Started at OTTO and recorded one pass defended

COLLEGE (at UCLA, 2013-15)

As a junior, started in all three games he played before injuring his knee in practice ... Registered 15 tackles ... Starter in all 13 games at LB and named second-team all-conference ... Finished second on the team with 88 tackles, 8.0 for loss, and seven passes defended ... As a freshman, saw action in all 13 games with 12 starts, 11 at LB and one at RB ... Finalist for the Paul Hornung Award as the nation's most versatile player ... Named first-team All-America by Athlon Sports as an all-purpose player and honorable mention All-America by SI.com ... First-team Freshman All-America selection by Sporting News ... Named both offensive and defensive freshman of the year in the Pac-12 by coaches ... Earned second-team All-Pac-12 honors ... His 75 tackles ranked fifth on the team and as the second-most ever by a true freshman ... Led team with 11 passes defended ... Scored seven rushing touchdowns on the season (second on the school's freshman list behind DeShaun Foster in 1998) ... Earned a spot on the Athletic Director's Academic Honor Roll in 2013 Fall and 2014 Winter quarters

PERSONAL

- A four-star recruit from Bellevue (Wash.) High School, according to both scout.com and rivals.com
- Ranked as the nation's No. 4 OLB and No. 1 in the west
- Also played running back in high school for an offense that averaged more than 46 points per game his senior season
- Selected to play in the U.S. Army All-American game, where he posted five tackles
- Earned letters in track (three) and basketball (one)
- Son of H. David Jack and La Sonjia (Fisher) Jack
- Has one brother, Jahlen
- Twitter handle is @MylesJack

REGULAR SEASON CAREER STATISTICS

YEAR	TEAM	GP/GS	TKL	SOLO	ASST	SACKS	FF	FR	PD	TFL
2016	JAX	16/10	22	16	6	0.5	0	0	2	1
NFL totals: 1 yr.		16/10	22	16	6	0.5	0	0	2	1

2016 GAME-BY-GAME STATISTICS

DATE	OPP	TKL	SOLO	ASST	ST	SACKS	FF	FR	PD	TFL
09/11	vs. Green Bay	0	0	0	0	0.0	0	0	0	0
09/18	at San Diego	2	2	0	0	0.0	0	0	0	0
09/25	vs. Baltimore	0	0	0	0	0.0	0	0	0	0
10/02	vs. Indianapolis	4	3	1	0	0.0	0	0	1	0
BYE WEEK										
10/16	at Chicago	1	1	0	0	0.0	0	0	0	0
10/23	vs. Oakland	1	1	0	0	0.0	0	0	0	0
10/27	at Tennessee	0	0	0	0	0.0	0	0	0	0
11/06	at Kansas City	1	1	0	0	0.0	0	0	0	0
11/13	vs. Houston	2	2	0	0	0.0	0	0	0	0
11/20	at Detroit	3	2	1	0	0.0	0	0	0	1
11/27	at Buffalo	5	2	3	0	0.5	0	0	0	0
12/04	vs. Denver	1	1	0	0	0.0	0	0	0	0
12/11	vs. Minnesota	1	0	1	0	0.0	0	0	0	0
12/18	at Houston	1	1	0	0	0.0	0	0	0	0
12/24	vs. Tennessee	0	0	0	0	0.0	0	0	0	0
01/01	at Indianapolis	0	0	0	0	0.0	0	0	1	0
2016 totals:		22	16	6	0	0.5	0	0	2	1

MALIK JACKSON

97

MALIK JACKSON

DEFENSIVE LINEMAN
6-5 290 LBS.
TENNESSEE
BORN JANUARY 11, 1990
VAN NUYS, CALIFORNIA
ACQ: UFA (DENVER) 2016
EXP: 6TH YEAR



TRANSACTIONS

Originally selected by Denver in the fifth round (137th overall) of the 2012 NFL Draft ... Signed by Jacksonville as an unrestricted free agent on 3/10/16

PRO (Games played/started - 78/40, 8/7)

- Sixth-year defensive lineman joined the Jaguars after spending four years in Denver
- Has played in 62 regular season games (24 starts) and eight playoff contests (seven starts) during his first four years with the Broncos
- Has recorded 21 tackles (16 solo), two passes defended, two forced fumbles, one sack and one fumble recovery in eight playoff games

2016 (w/ JAX - 16/16)

Started all 16 games at DT ... Led the team in passes defended (19) and ranked the fifth-most in the NFL among defensive linemen ... Totaled the second-most tackles for loss (11) and sacks (6.5)

- **9/11 vs. G.B.:** Started at DT in his Jaguars debut
- **9/18 at S.D.:** Started at DT and made two tackles (one solo), including one tackle for loss
- **9/25 vs. BAL:** Registered his first sack of the season and first sack as a Jaguar
- **10/2 vs. IND:** Posted a season-high five solo tackles, including one tackle for loss, and one pass defended
- **10/16 at CHI:** Started at DT and made three tackles, including one tackle for loss
- **10/23 vs. OAK:** Started at DT and recorded one quarterback hit
- **10/27 at TEN:** Started at DT
- **11/6 at K.C.:** Started at DT, making one tackle and was credited with 0.5 sack
- **11/13 vs. HOU:** Started at DT and made four solo tackles
- **11/20 at DET:** Started at DT and tallied two tackles (one solo) and one sack
- **11/27 at BUF:** Started at DT and made five tackles (four solo), including 2.0 sacks
- **12/4 vs. DEN:** Started at DT and made two solo tackles
- **12/11 vs. MIN:** Started at DT and made one solo tackle and one fumble recovery
- **12/18 at HOU:** Started at DT and recorded three tackles (one solo), one tackle for a loss and one pass defended
- **12/24 vs. TEN:** Tallied one tackle for loss and one pass defended
- **1/1 at IND:** Started at DT and tallied two solo tackles, tied a career-high with 2.0 sacks and also registered two tackles for a loss

2015 (w/ DEN - 16/16, 3/3)

Started all 16 games for the first time in his career, finishing with a career-high 45 tackles (34 solo), 5.0 sacks and a career-best seven passes defended ... Started all three of Denver's postseason contests and tallied nine tackles (eight solo) and a fumble recovery for a TD in Super Bowl 50

- **9/17 vs. K.C.:** Finished with three tackles, one sack and one pass defended that led to CB **Chris Harris Jr.**'s interception at the Broncos' 10-yard line
- **9/27 at DET:** Posted three tackles, one fumble recovery and 0.5 sacks
- **10/11 at OAK:** Registered six tackles (five solo) and one sack
- **10/18 at CLE:** Posted four tackles (three solo), two tackles for loss and one sack
- **12/20 at PIT:** Tallied five tackles (four solo) and 1.5 sacks
- **2/7 vs. CAR (Super Bowl 50):** Recorded five tackles (five solo) and recovered a fumble in the end zone, marking the seventh fumble recovery for a touchdown in Super Bowl history

2014 (w/ DEN - 16/3, 1/1)

Played all 16 games for the second consecutive season and totaled 42 tackles (33 solo), four passes defended, three sacks and one forced fumble ... Was part of a rushing defense that allowed just 79.8 rushing yards per game, the lowest single-season figure in team history and the NFL's second-best mark in 2014

- **9/7 vs. IND:** Posted two tackles (one solo) and 0.5 sacks in season opener
- **10/5 vs. ARI:** Had two tackles (one solo) and 0.5 sacks
- **12/7 vs. BUF:** Tallied a season-high six tackles (six solo) and one sack
- **1/11 vs. IND:** Posted four tackles (one solo) in AFC Divisional Playoff Game

2013 (w/ DEN - 16/5, 3/3)

Played all 16 regular season games (five starts) and led Denver's defensive line with 42 tackles ... Ranked second on the team with six sacks and led the team with 11 tackles for loss ... Added four passes defended and one forced fumble ... Started in all three postseason games for the Broncos and made eight tackles (seven solo), one sack and two passes defended

- **9/23 vs. OAK:** Recorded his first career sack, splitting it with LB **Wesley Woodyard**
- **10/13 vs. JAX:** Posted a season-high seven tackles (five solo), two sacks and

one pass defended

- **12/1 at K.C.:** Made his first NFL start ... Forced his first career fumble while adding two solo tackles
- **1/12 vs. S.D.:** Made his first postseason start and registered three tackles and one sack in team's AFC Divisional Playoff Game

2012 (w/ DEN - 14/0, 1/0)

Played 14 games as a rookie and totaled five tackles (three solo)

COLLEGE (at Southern California, 2008-09; at Tennessee, 2010-11)

- Played 46 games (24 starts) at Southern California and Tennessee and made 136 tackles (67 solo), 13 sacks, four forced fumbles and one fumble recovery
- Earned first-team All-SEC as a senior and second-team all-conference as a junior
- As a senior, led the Volunteers in tackles for loss (11) and sacks (2.5)
- Saw action in 21 games as a reserve defensive lineman at USC and recorded 22 tackles (15 solo), 5.5 sacks and two forced fumbles

PERSONAL

- Made 103 tackles and 14.5 sacks at Birmingham High School in Van Nuys, Calif.
- Helped lead Birmingham to the 2006 Los Angeles City title with 10.5 sacks as a junior
- Twin brother, Marquis, was all-conference DE for Texas Southern University from 2010-11
- Twitter handle is @TheMalikJackson



REGULAR SEASON CAREER STATISTICS

YEAR	TEAM	GP/GS	TKL	SOLO	ASST	SACKS	FF	FR	PD
2012	DEN	14/0	5	3	2	0.0	0	0	0
2013	DEN	16/5	42	30	12	6.0	1	0	4
2014	DEN	16/3	42	33	9	3.0	1	0	4
2015	DEN	16/16	45	34	11	5.0	0	2	7
2016	JAX	16/16	33	28	5	6.5	0	1	3
NFL totals: 5 yrs.		78/40	167	128	39	20.5	2	3	18



POSTSEASON CAREER STATISTICS

YEAR	TEAM	GP/GS	TKL	SOLO	ASST	SACKS	FF	FR	PD
2012	DEN	1/0	0	0	0	0.0	0	0	0
2013	DEN	3/3	8	7	1	1.0	0	0	2
2014	DEN	1/1	4	1	3	0.0	0	0	0
2015	DEN	3/3	9	8	1	0.0	0	1	0
NFL totals: 4 yrs.		8/7	21	16	5	1.0	0	1	2



CAREER HIGHS

	GAME	SEASON
Tackles:	7 (10/13/13 vs. Jacksonville)	45 (2015)
Sacks:	2.0 (three times, last: 1/1/17 at IND)	6.5 (2016)
Forced fumbles:	1 (twice, last: 11/9/14 at Oakland)	1 (2013 & 2014)
Fumble recoveries:	1 (three times last: 12/11/16 vs. MIN)	2 (2015)
Passes defended:	2 (six times, last: 12/13/15 vs. Oakland)	7 (2015)



2016 GAME-BY-GAME STATISTICS

DATE	OPP	TKL	SOLO	ASST	SACKS	FF	FR	PD	TFL
09/11	vs. Green Bay	0	0	0	0.0	0	0	0	0
09/18	at San Diego	2	1	1	0.0	0	0	0	1
09/25	vs. Baltimore	2	2	0	1.0	0	0	0	1
10/02	vs. Indianapolis	5	5	0	0.0	0	0	1	1
BYE WEEK									
10/16	at Chicago	3	3	0	0.0	0	0	0	1
10/23	vs. Oakland	0	0	0	0.0	0	0	0	0
10/27	at Tennessee	0	0	0	0.0	0	0	0	0
11/06	at Kansas City	1	0	1	0.5	0	0	0	0
11/13	vs. Houston	4	4	0	0.0	0	0	0	0
11/20	at Detroit	2	1	1	1.0	0	0	0	1
11/27	at Buffalo	5	4	1	2.0	0	0	0	2
12/04	vs. Denver	2	2	0	0.0	0	0	0	0
12/11	vs. Minnesota	1	1	0	0.0	0	1	0	0
12/18	at Houston	3	2	1	0.0	0	0	1	1
12/24	vs. Tennessee	1	1	0	0.0	0	0	1	1
01/01	at Indianapolis	2	2	0	2.0	0	0	0	2
2016 totals:		33	28	5	6.5	0	1	3	11

MALIK JACKSON

2015 GAME-BY-GAME STATISTICS

DATE	OPP.	TKL	SOLO	ASST	SACKS	FF	FR	PD
09/13	vs. Baltimore	3	0	3	0.0	0	0	0
09/17	at Kansas City	3	0	3	1.0	0	0	0
09/27	at Detroit	2	1	1	0.5	0	1	0
10/04	vs. Minnesota	2	1	1	0.0	0	0	0
10/11	at Oakland	6	5	1	1.0	0	0	0
10/18	at Cleveland	4	3	1	1.0	0	0	0
11/01	vs. Green Bay	2	1	1	0.0	0	0	1
11/08	at Indianapolis	5	3	2	0.0	0	0	2
11/15	vs. Kansas City	3	3	0	0.0	0	0	0
11/22	at Chicago	0	0	0	0.0	0	1	0
11/29	vs. New England	1	0	1	0.0	0	0	0
12/06	at San Diego	2	2	0	0.0	0	0	2
12/13	vs. Oakland	2	2	0	0.0	0	0	2
12/20	at Pittsburgh	5	3	2	1.5	0	0	0
12/28	vs. Cincinnati	3	2	1	0.0	0	0	0
01/03	vs. San Diego	2	2	0	0.0	0	0	0
2015 totals:		45	34	11	5.0	0	2	7
01/17	vs. Pittsburgh	2	1	1	0.0	0	0	0
01/24	vs. New England	2	2	0	0.0	0	0	0
02/07	vs. Carolina	5	5	0	0.0	0	1	0
Postseason totals:		9	8	1	0.0	0	1	0

2014 GAME-BY-GAME STATISTICS

DATE	OPP.	TKL	SOLO	ASST	SACKS	FF	FR	PD
09/07	vs. Indianapolis	2	1	1	0.5	0	0	0
09/14	vs. Kansas City	1	1	0	0.0	0	0	0
09/21	at Seattle	5	0	5	0.0	0	0	0
	BYE WEEK							
10/05	vs. Arizona	2	1	1	0.5	0	0	0
10/12	at N.Y. Jets	4	3	1	0.0	0	0	0
10/19	vs. San Francisco	1	1	0	1.0	0	0	0
10/23	vs. San Diego	1	1	0	1.0	0	0	0
11/02	at New England	2	1	1	0.0	0	0	0
11/09	at Oakland	1	1	0	0.0	1	0	0
11/16	at St. Louis	5	5	0	0.0	0	0	0
11/23	vs. Miami	3	3	0	0.0	0	0	0
11/30	at Kansas City	0	0	0	0.0	0	0	0
12/07	vs. Buffalo	6	6	0	1.0	0	0	0
12/14	at San Diego	2	2	0	0.0	0	0	2
12/22	at Cincinnati	5	5	0	0.0	0	0	0
12/28	vs. Oakland	2	2	0	0.0	0	0	2
2014 Totals:		42	33	9	3.0	1	0	4
01/11	vs. Indianapolis	4	1	3	0.0	0	0	0
Postseason totals:		4	1	3	0.0	0	0	0

2013 GAME-BY-GAME STATISTICS

DATE	OPP.	TKL	SOLO	ASST	SACKS	FF	FR	PD
09/05	vs. Baltimore	1	0	1	0.0	0	0	0
09/15	at N.Y. Giants	2	2	0	0.0	0	0	0
09/23	vs. Oakland	1	0	1	0.5	0	0	0
09/29	vs. Philadelphia	0	0	0	0.0	0	0	0
10/06	at Dallas	2	1	1	1.0	0	0	0
10/13	vs. Jacksonville	7	5	2	2.0	0	0	1
10/20	at Indianapolis	3	1	2	0.0	0	0	1
10/27	vs. Washington	1	1	0	0.0	0	0	0
11/10	at San Diego	3	1	2	0.5	0	0	2
11/17	vs. Kansas City	3	1	2	0.0	0	0	2
11/24	at New England	1	1	0	0.0	0	0	0
12/01	at Kansas City	2	2	0	0.0	1	0	0
12/08	vs. Tennessee	4	4	0	1.0	0	0	0
12/12	vs. San Diego	3	3	0	0.0	0	0	0
12/22	at Houston	5	4	1	0.0	0	0	0
12/29	at Oakland	4	4	0	1.0	0	0	0
2013 Totals:		42	30	12	6.0	1	0	4
01/12	vs. San Diego	3	3	0	1.0	0	0	0
01/19	vs. New England	0	0	0	0.0	0	0	1
02/02	vs. Seattle	5	4	1	0.0	0	0	1
Postseason totals:		8	7	1	1.0	0	0	2

2012 GAME-BY-GAME STATISTICS

DATE	OPP.	TKL	SOLO	ASST	SACKS	FF	FR	PD
09/09	vs. Pittsburgh				ina			
09/17	at Atlanta	0	0	0	0.0	0	0	0
09/23	vs. Houston	1	1	0	0.0	0	0	0
09/30	vs. Oakland	0	0	0	0.0	0	0	0
10/07	at New England	1	1	0	0.0	0	0	0
10/15	at San Diego				DNP			
	BYE WEEK							
10/28	vs. San Diego	0	0	0	0.0	0	0	0
11/04	at Cincinnati	0	0	0	0.0	0	0	0
11/11	at Carolina	1	1	0	0.0	0	0	0
11/18	vs. San Diego	0	0	0	0.0	0	0	0
11/25	at Kansas City	0	0	0	0.0	0	0	0
12/02	vs. Tampa Bay	0	0	0	0.0	0	0	0
12/06	at Oakland	0	0	0	0.0	0	0	0
12/16	at Baltimore	0	0	0	0.0	0	0	0
12/23	vs. Cleveland	1	0	1	0.0	0	0	0
12/30	vs. Kansas City	1	1	0	0.0	0	0	0
2012 Totals:		42	30	12	6.0	1	0	4
01/12	vs. Baltimore	1	0	1	0.0	0	0	0
Postseason totals:		1	0	1	0.0	0	0	0

JOSH JOHNSON

29

JOSH JOHNSON

CORNERBACK
5-10 188 LBS.
PURDUE
BORN SEPTEMBER 10, 1990
DADE CITY, FLORIDA
ACQ: FREE AGENT 2016
EXP: 1ST YEAR



TRANSACTIONS

Originally signed with San Diego as an undrafted free agent on 4/27/13 ... Waived on 8/31/13 ... Signed by Jacksonville on 2/12/16

PRO (Games Played/Started – 8/0)

- Spent training camp with the San Diego Chargers in 2013 after being signed as an undrafted free agent
- Played for the CFL's BC Lions from 2014-15, playing in 24 games and recording 100 tackles, 5.0 sacks, three INTs, three passes defended and two fumble recoveries

2016 (w/ JAX - 8/0)

- **9/11 vs. G.B.:** Inactive
- **9/18 at S.D.:** Made his Jaguars debut and saw action on special teams
- **9/25 vs. BAL:** Saw action on special teams and two snaps at CB
- **10/2 vs. IND:** Played a season-high 48 snaps at CB and tallied five tackles (three solo), including his first career 0.5 sack ... With 1:42 remaining in the fourth quarter, broke up QB **Andrew Luck's** attempt to TE **Dwayne Allen** on fourth-and-one to force a turnover on downs
- **10/16 at CHI:** Inactive
- **10/23 vs. OAK:** Inactive
- **10/27 at TEN:** Inactive
- **11/6 at K.C.:** Saw action on special teams
- **11/13 vs. HOU:** Inactive
- **11/20 at DET:** Inactive
- **11/27 at BUF:** Saw action on special teams
- **12/4 vs. DEN:** Inactive
- **12/11 vs. MIN:** Saw action at CB and on special teams
- **12/18 at HOU:** Inactive
- **12/24 vs. TEN:** Played 41 snaps at CB and made one tackle
- **1/1 at IND:** Saw action at CB and made three tackles (two solo)

COLLEGE (at Purdue, 2009-12)

- Played in 49 games over his four-year career, totaling 182 tackles and six interceptions
- Recorded 31 passes defended, including a team-high 16 during his senior season.

PERSONAL

- Given name is Joshua Lutrail Johnson
- Organizational leadership and supervision major
- Nickname is "Jay Jay"
- Twitter handle is @jjohnson28FLA

REGULAR SEASON CAREER STATISTICS

YEAR	TEAM	GP/GS	TKL	SOLO	ASST	SACKS	FF	FR	PD	INT
2016	JAX	8/0	9	5	4	0.5	0	0	1	0
NFL totals: 1 yr.		8/0	9	5	4	0.5	0	0	1	0

2016 GAME-BY-GAME STATISTICS

DATE	OPP	TKL	SOLO	ASST	SACKS	FF	FR	PD	INT
09/11	vs. Green Bay				ina				
09/18	at San Diego	0	0	0	0.0	0	0	0	0
09/25	vs. Baltimore	0	0	0	0.0	0	0	0	0
10/02	vs. Indianapolis	5	3	2	0.5	0	0	1	0
	BYE WEEK								
10/16	at Chicago				ina				
10/23	vs. Oakland				ina				
10/27	at Tennessee				ina				
11/06	at Kansas City	0	0	0	0.0	0	0	0	0
11/13	vs. Houston				ina				
11/20	at Detroit				ina				
11/27	at Buffalo	0	0	0	0.0	0	0	0	0
12/04	vs. Denver				ina				
12/11	vs. Minnesota	0	0	0	0.0	0	0	0	0
12/18	at Houston				ina				
12/24	vs. Tennessee	1	0	1	0.0	0	0	0	0
01/01	at Indianapolis	3	2	1	0.0	0	0	0	0
2016 totals:		9	5	4	0.5	0	0	1	0

ABRY JONES

95

ABRY JONES

DEFENSIVE TACKLE

6-4 318 LBS.

GEORGIA

BORN SEPTEMBER 8, 1991

WARNER ROBINS, GEORGIA

ACQ: ROOKIE FREE AGENT 2013

EXP: 5TH YEAR



TRANSACTIONS

Originally signed by Jacksonville as an undrafted rookie on 4/27/13 ... Placed on injured reserve on 1/1/16

PRO (Games played/started - 54/11)

- Earned roster spot as an undrafted rookie in 2013
- Played in all 16 games in 2014

2016 (w/ JAX - 15/9)

Started nine of 15 games played ... Totaled 32 tackles (26 solo), including four for a loss, and one PD

- **9/11 vs. G.B.:** Played five snaps at DT and 17 on special teams
- **9/18 at S.D.:** Saw action at DT and made one tackle
- **9/25 vs. BAL:** Saw action at DT and on special teams
- **10/2 vs. IND:** Saw action at DT and made two tackles (one solo)
- **10/16 at CHI:** Saw action at DT, making two solo tackles, including one tackle for loss
- **10/23 vs. OAK:** Totaled three solo tackles, including one tackle for a loss
- **10/27 at TEN:** Started at DT and had three tackles (two solo)
- **11/6 at K.C.:** Started at DT and made two solo tackles
- **11/13 vs. HOU:** Started at DT and made two solo tackles
- **11/20 at DET:** Started at DT and made five tackles (four solo), including one tackle for loss and one pass defended
- **11/27 at BUF:** Inactive (ankle)
- **12/4 vs. DEN:** Started at DT and made two solo tackles
- **12/11 vs. MIN:** Started at DT and made one solo tackle
- **12/18 at HOU:** Started at DT and recorded three tackles (two solo) and had one tackle for a loss
- **12/24 vs. TEN:** Started at DT and made three tackles (two solo)
- **1/1 at IND:** Started at DT and made three solo tackles

2015 (w/ JAX - 15/0)

Played in 15 games before being placed on the team's injured reserve list for the final regular season game ... Totaled 16 tackles (seven solo), 2.0 sacks, one forced fumble and one fumble recovery

- **10/4 at IND:** Saw action at DT and special teams, and recorded his first career fumble recovery
- **10/11 at T.B.:** Made five tackles (three solo), including two tackles for loss and recorded one pass defended
- **10/25 vs. BUF:** Made one tackle (one solo), including one sack
- **11/15 at BAL:** Made four tackles (one solo), including a sack-fumble that was recovered by DT **Tyson Alualu**

2014 (w/ JAX - 16/2)

Played in all 16 games for the first time in his career and registered a career-best 39 tackles (23 solo), three sacks, four tackles for loss, three quarterback hits and one forced fumble

- **10/5 vs. PIT:** Registered a career-high two sacks including a sack/forced fumble of QB **Ben Roethlisberger** early in the fourth quarter ... Also sacked Roethlisberger in the second quarter ... Added one QB pressure and one tackle for loss
- **10/19 vs. CLE:** Made three solo tackles, one QB hit and one tackle for loss ...
- **12/7 vs. HOU:** Saw action at DT and matched his season-high with four tackles (three solo)
- **12/18 vs. TEN:** Made first career start and totaled a career-high five tackles (three solo) along with one sack ... Sacked QB **Charlie Whitehurst** for a three-yard loss on the opening possession
- **12/28 at HOU:** Started for the second consecutive game and totaled three tackles (one solo)

2013 (w/ JAX - 8/0)

Played in eight games as a rookie after earning a roster spot as an undrafted free agent ... Totaled nine tackles, 0.5 sacks and one QB hit

- **10/6 at STL:** Made NFL debut on and saw action on defense
- **10/20 vs. SD:** Made first career tackle
- **12/22 vs. TEN:** Saw extensive action in DL rotation and posted a career-high four tackles (three solo), one QB hit and split a sack with LB **Paul Posluszny** in the first quarter
- **12/29 at IND:** Totaled two solo tackles in season-finale

COLLEGE (at Georgia, 2009-12)

- Three-year letterman and appeared in 46 games, making 26 starts at DE and DT
- Career totals include 107 tackles (52 solo), 35 QB pressures, 13.5 tackles for a loss, 5.0 sacks and two forced fumbles
- Received the David Jacobs Award as a player who, by example, portray courage, spirit, character and determination
- Majored in communication studies

PERSONAL

- Attended Northside (Ga.) High School
- USA Today All-USA second-team selection
- Twitter handle is @JUSTAB3



REGULAR SEASON CAREER STATISTICS

YEAR	TEAM	GP/GS	TKL	SOLO	ASST	SACKS	FF	FR	PD	TFL
2013	JAX	8/0	9	8	1	0.5	0	0	0	0
2014	JAX	16/2	39	23	16	3.0	1	0	1	3
2015	JAX	15/0	16	7	9	2.0	1	1	2	3
2016	JAX	15/9	32	26	6	0.0	0	0	1	4
NFL totals: 3 yrs.		54/11	96	64	32	5.5	2	1	4	10



CAREER HIGHS

	GAME	SEASON
Tackles:	5 (three times, last: 10/20/16 at DET)	39 (2014)
Sacks:	2.0 (10/5/14 vs. PIT)	3.0 (2014)
Forced fumbles:	1 (twice, last: 11/15/15 at BAL)	1 (2014 & 2015)
Fumble recoveries:	1 (10/4/15 at IND)	1 (2014)
Passes defended:	1 (four times, last: 10/20/16 at DET)	2 (2015)



2016 GAME-BY-GAME STATISTICS

DATE	OPP	TKL	SOLO	ASST	ST	SACKS	FF	FR	PD	TFL
09/11	vs. Green Bay	0	0	0	0	0.0	0	0	0	0
09/18	at San Diego	1	0	1	0	0.0	0	0	0	0
09/25	vs. Baltimore	0	0	0	0	0.0	0	0	0	0
10/02	vs. Indianapolis	2	1	1	0	0.0	0	0	0	0
BYE WEEK										
10/16	at Chicago	2	2	0	0	0.0	0	0	0	1
10/23	vs. Oakland	3	3	0	0	0.0	0	0	0	1
10/27	at Tennessee	3	2	1	0	0.0	0	0	0	0
11/06	at Kansas City	2	2	0	0	0.0	0	0	0	0
11/13	vs. Houston	2	2	0	0	0.0	0	0	0	0
11/20	at Detroit	5	4	1	0	0.0	0	0	1	1
11/27	at Buffalo	ina								
12/04	vs. Denver	2	2	0	0	0.0	0	0	0	0
12/11	vs. Minnesota	1	1	0	0	0.0	0	0	0	0
12/18	at Houston	3	2	1	0	0.0	0	0	0	1
12/24	vs. Tennessee	3	2	1	0	0.0	0	0	0	0
01/01	at Indianapolis	3	3	0	0	0.0	0	0	0	0
2016 totals:		32	26	6	0	0.0	0	0	1	4



2015 GAME-BY-GAME STATISTICS

DATE	GAME	TKL	SOLO	ASST	ST	SACKS	FF	FR	PD	TFL
09/13	vs. Carolina	0	0	0	0	0.0	0	0	0	0
09/20	vs. Miami	0	0	0	0	0.0	0	0	0	0
09/27	at New England	1	0	1	0	0.0	0	0	1	0
10/04	at Indianapolis	0	0	0	0	0.0	0	1	0	0
10/11	at Tampa Bay	5	3	2	0	0.0	0	0	1	2
10/18	vs. Houston	0	0	0	0	0.0	0	0	0	0
10/25	vs. Buffalo	1	1	0	0	1.0	0	0	0	1
11/1 BYE WEEK										
11/08	at N.Y. Jets	3	0	3	0	0.0	0	0	0	0
11/15	at Baltimore	4	1	3	0	1.0	1	0	0	0
11/19	vs. Tennessee	1	1	0	0	0.0	0	0	0	0
11/29	vs. San Diego	0	0	0	0	0.0	0	0	0	0
12/06	at Tennessee	0	0	0	0	0.0	0	0	0	0
12/13	vs. Indianapolis	0	0	0	0	0.0	0	0	0	0
12/20	vs. Atlanta	1	1	0	0	0.0	0	0	0	0
12/27	at New Orleans	0	0	0	0	0.0	0	0	0	0
01/03	at Houston	IR								
2015 totals:		16	7	9	0	2.0	1	1	2	3

ABRY JONES



2014 GAME-BY-GAME STATISTICS

DATE	GAME	TKL	SOLO	ASST	ST	SACKS	FF	FR	PD	TFL
09/07	at Philadelphia	0	0	0	0	0.0	0	0	0	0
09/14	at Washington	3	2	1	0	0.0	0	0	0	1
09/21	vs. Indianapolis	1	1	0	0	0.0	0	0	0	0
09/28	at San Diego	0	0	0	0	0.0	0	0	0	0
10/05	vs. Pittsburgh	4	4	0	0	2.0	1	0	0	0
10/12	at Tennessee	2	2	0	0	0.0	0	0	0	0
10/19	vs. Cleveland	3	3	0	0	0.0	0	0	0	1
10/26	vs. Miami	1	0	1	0	0.0	0	0	1	0
11/02	at Cincinnati	3	1	2	0	0.0	0	0	0	0
11/09	vs. Dallas	1	1	0	0	0.0	0	0	0	0
	BYE WEEK									
11/23	at Indianapolis	3	1	2	0	0.0	0	0	0	0
11/30	vs. N.Y. Giants	3	1	2	0	0.0	0	0	0	0
12/07	vs. Houston	4	3	1	0	0.0	0	0	0	0
12/14	at Baltimore	3	0	3	0	0.0	0	0	0	0
12/18	vs. Tennessee	5	3	2	0	1.0	0	0	0	1
12/28	at Houston	3	1	2	0	0.0	0	0	0	0
2014 totals:		39	23	16	0	3.0	1	0	1	3



2013 GAME-BY-GAME STATISTICS

DATE	GAME	TKL	SOLO	ASST	ST	SACKS	FF	FR	PD	TFL
09/08	vs. Kansas City					ina				
09/15	at Oakland					ina				
09/22	at Seattle					ina				
09/29	vs. Indianapolis					ina				
10/06	at St. Louis	0	0	0	0	0.0	0	0	0	0
10/13	at Denver	0	0	0	0	0.0	0	0	0	0
10/20	vs. San Diego	1	1	0	0	0.0	0	0	0	0
10/27	vs. San Francisco					ina				
	BYE WEEK									
11/10	at Tennessee					ina				
11/17	vs. Arizona					ina				
11/24	at Houston					ina				
12/01	at Cleveland	0	0	0	0	0.0	0	0	0	0
12/05	vs. Houston	1	1	0	0	0.0	0	0	0	0
12/15	vs. Buffalo	1	1	0	0	0.0	0	0	0	0
12/22	vs. Tennessee	4	3	1	0	0.5	0	0	0	0
12/29	at Indianapolis	2	2	0	0	0.0	0	0	0	0
2013 totals:		9	8	1	0	0.5	0	0	0	0

NILA KASITATI

62

NILA KASITATI

OFFENSIVE LINEMAN
6-4 315 LBS.
OKLAHOMA
BORN APRIL 25, 1993
EULESS, TEXAS
ACQ: FREE AGENT 2016
EXP: 1ST YEAR



TRANSACTIONS

Originally signed by Washington as an undrafted rookie on 5/16/16 ... Waived on 9/3/16 ... Signed by Washington to the practice squad on 9/4/16 ... Waived on 9/13/16 ... Signed by Jacksonville to the practice squad on 12/14/16

PRO (Games/played started - ps)

- Spent the final three weeks on the team's practice squad

COLLEGE (at Oklahoma, 2011-15)

- Saw action in 42 games, starting 25, including all 13 games his senior season at right guard
- Named to All-Big 12 First Team by league's coaches, AP and ESPN.com
- As a junior, named All-Big 12 honorable mention by the league's coaches, while starting 12 of 13 games at right guard, only to miss the season opener with an injury


PERSONAL

- Attended Trinity High School (Texas) and was a three-star recruit by ESPN.com, Rivals.com and Scout.com
- Son of Ana and the late Sione Kneubuhl, and stepson of Mateni Langatau

BEN KOYACK

83

BEN KOYACK



TIGHT END

6-5 258 LBS

NOTRE DAME

BORN APRIL 9, 1993

OIL CITY, PENNSYLVANIA

ACQ: 7TH ROUND OF 2015 DRAFT (229TH)

EXP: 2ND YEAR

TRANSACTIONS

Originally drafted by Jacksonville in the seventh round (229th overall) of the 2015 draft ... Signed by Jacksonville to the practices squad on 9/6/15

PRO (Games played/started - 14/7)

Spent his rookie season in 2015 on the practice squad before starting the 2016 season on the active roster

2016 (w/ JAX - 14/7)

- **9/11 vs. G.B.:** Played eight snaps on special teams and lined up at TE six times
- **9/18 at S.D.:** Saw action at TE and on special teams, and made one special teams tackle
- **9/25 vs. BAL:** Inactive (knee)
- **10/2 vs. IND:** Inactive (knee)
- **10/16 at CHI:** Saw action on special teams and one snap at TE
- **10/23 vs. OAK:** Saw action at TE and on special teams ... Provided key block to spring Chris Ivory's 42-yard run
- **10/27 at TEN:** Posted his first career receptions (five) for 41 yards (8.2 rec. avg.)
- **11/6 at K.C.:** Saw action at TE and on special teams
- **11/13 vs. HOU:** Earned his first career start at TE and caught three passes for 35 yards (11.7 rec. avg.)
- **11/20 at DET:** Started at TE and made one fumble recovery on special teams
- **11/27 at BUF:** Started at TE and had two catches for 23 yards
- **12/4 vs. DEN:** Started at TE and made one reception for four yards
- **12/11 vs. MIN:** Posted two receptions for 19 yards
- **12/18 at HOU:** Started at TE and caught one pass for two yards
- **12/24 vs. TEN:** Started at TE and had two catches for 12 yards
- **1/1 at IND:** Started at TE and had three catches for 25 yards, including his first career touchdown reception, a 14-yard pass from QB **Blake Bortles**

COLLEGE (at Notre Dame, 2011-14)

- Participated in the 2015 Senior Bowl
- Named to the Mackey Award Watch List, given annually to the most outstanding Tight End in FBS college football
- As a senior, started at tight end in all 13 games and totaled 30 receptions for 317 yards and two TDs

PERSONAL

- Played for coach Matt LaVerde at Oil City (Pa.) High School
- Received first-team Pennsylvania all-state honors from Pennsylvania Sportswriters and Associated Press in 2010
- Rated best tight end in country and 25th-best prospect overall by Scout.com
- Recorded 62 receptions for 1,031 yards and 11 TDs as a senior ... Averaged 16.6 yards per catch
- Besides tight end, played quarterback, wide receiver, defensive end and linebacker
- Hails from family of musicians and is proficient playing trombone, piano and euphonium
- Son of David and Karen
- Twitter handle is @koymonster

REGULAR SEASON CAREER STATISTICS

YEAR	TEAM	GP/GS	NO	YDS	AVG	LG	TD
2015	JAX				ps		
2016	JAX	14/7	19	161	8.5	17	1
NFL totals: 1 yr.		14/7	19	161	8.5	17	1

2016 GAME-BY-GAME STATISTICS

DATE	OPP	RECS	YDS	AVG.	LG	TD
09/11	vs. Green Bay	0	0	0.0	0	0
09/18	at San Diego	0	0	0.0	0	0
09/25	vs. Baltimore			ina		
10/02	vs. Indianapolis			ina		
BYE WEEK						
10/16	at Chicago	0	0	0.0	0	0
10/23	vs. Oakland	0	0	0.0	0	0
10/27	at Tennessee	5	41	8.2	14	0
11/06	at Kansas City	0	0	0.0	0	0
11/13	vs. Houston	3	35	11.7	15	0
11/20	at Detroit	0	0	0.0	0	0
11/27	at Buffalo	2	23	11.5	17	0
12/04	vs. Denver	1	4	4.0	4	0
12/11	vs. Minnesota	2	19	9.5	15	0
12/18	at Houston	1	2	2.0	2	0
12/24	vs. Tennessee	2	12	6.0	6	0
01/01	at Indianapolis	3	25	8.3	14t	1
2016 totals:		19	161	8.5	17	1

Additional statistics: one special teams tackle; one fumble recovery on special teams on 11/20 at DET

MARQISE LEE

11

MARQISE LEE

WIDE RECEIVER
6-0 196 LBS.

SOUTHERN CALIFORNIA
BORN NOVEMBER 25, 1991
INGLEWOOD, CALIFORNIA

ACQ: 2ND ROUND OF 2014 DRAFT (39TH)
EXP: 4TH YEAR



TRANSACTIONS

Originally drafted by Jacksonville in the second round (39th overall) of the 2014 draft

PRO (Games played/started - 39/15)

- Was first of two receivers selected by the Jaguars in the second round of 2014 draft
- Became 24th WR selected by the Jaguars in franchise history, the fifth-highest in team history
- Marked the seventh USC player drafted by the Jaguars in team history, the second-most among any colleges (Florida, 9)
- Became the seventh player in Jaguars history to return a kickoff for a TD and tied former RB **Maurice Jones-Drew** for longest kickoff return in team history

2016 (w/ JAX - 16/6)

Set career highs with 63 receptions for 851 yards and three TDs ... The first player to record at least one passing TD, one receiving TD and one kickoff return for a TD in a single season since 1978 (BAL's **Joe Washington**)

- **9/11 vs. G.B.:** Made two catches for 22 yards
- **9/18 at S.D.:** Had five receptions for a career-high-tying 75 yards (15.0 rec. avg.)
- **9/25 vs. BAL:** Recorded five receptions for 44 yards (8.8 rec. avg.)
- **10/2 vs. IND:** Had four catches for 28 yards (7.0 rec. avg.)
- **10/16 at CHI:** Posted a team-high six receptions for 61 yards (10.2 rec. avg.) ... Returned one kickoff for 26 yards
- **10/23 vs. OAK:** Posted a team-high seven receptions for 107 yards with a long reception of 38 yards, all of which were career highs and the first game with 100+ yards ... Returned 4 kickoffs for 93 yards with a long return of 34 yards
- **10/27 at TEN:** Had one reception for 21 yards ... Returned two kickoffs for 45 yards
- **11/6 at K.C.:** Posted four receptions for a team-high 84 yards (21.0 rec. avg.) ... Returned three kickoffs for 87 yards (29.0 avg.), including a long of 45
- **11/13 vs. HOU:** Posted four receptions for 50 yards (12.5 rec. avg.)
- **11/20 at DET:** Had four catches for 52 yards (13.0 rec. avg.) and his first TD reception of the season ... Rushed once for six yards and posted a 42-yard kickoff return
- **11/27 at BUF:** Led the team with four receptions for 37 yards and a 20-yard TD reception ... Returned one kick for 36 yards
- **12/4 vs. DEN:** Started at WR and made three catches for 34 yards ... Rushed two times for 10 yards
- **12/11 vs. MIN:** Started at WR and posted five receptions for a career-high 113 yards (22.6 avg.) ... Returned three kicks for 66 yards (22.0 avg.)
- **12/18 at HOU:** Started at WR and returned two kickoffs for 133 yards, including a franchise-tying longest kickoff return with a 100-yard kickoff return TD ...
- **12/24 vs. TEN:** Started at WR and recorded three receptions for 37 yards and one touchdown ... Threw first career pass in the NFL, a 20-yard touchdown to QB **Blake Bortles** in the fourth quarter
- **1/1 at IND:** Started at WR and recorded six receptions for 86 yards (14.3 avg.)

2015 (w/ JAX - 10/1)

Played in 10 games during his second season with one start, totaling 15 receptions for 191 yards (12.7 rec. avg.) for one TD ... Added five rushes for 38 yards (7.6 rush avg.)

- **9/20 vs. MIA:** Had two receptions for 27 yards (13.5 avg.) in season debut ... Also rushed once for 12 yards
- **12/6 at TEN:** Had one reception for 17 yards in his first start of the season at WR ... Also recorded one rush for four yards
- **12/20 vs. ATL:** Had two receptions for 46 yards (23.0 avg.), including a season-long 30-yard reception in the fourth quarter
- **12/27 at N.O.:** Recorded three receptions for 26 yards (8.7 rec. avg.) and one TD ... Rushed once for nine yards (9.0 rush avg.)

2014 (w/ JAX - 13/8)

Appeared in 13 games as a rookie with eight starts and registered 37 receptions for 422 yards and one TD ... Missed three consecutive games with a hamstring injury

- **9/7 at PHI:** Started at WR in NFL debut and tied for the team lead with six catches for 62 yards with a long of 18 ... Joined WR **Allen Hurns** as first two rookie WRs to start in season-opener in franchise history
- **9/14 at WAS:** Started at WR and had two receptions for 11 yards ... Missed next three games with a hamstring injury
- **10/12 at TEN:** Returned to action after missing three games and finished with

two receptions for 26 yards with a long of 16 yards .

- **11/23 at IND:** Led the team with 52 yards on three receptions (17.3 avg.) with a career-long 37-yard catch in the fourth quarter
- **11/30 vs. NYG:** Started at WR and led team with six catches for 75 yards ... Scored on a 30-yard TD pass from QB **Blake Bortles** in the third quarter, his first career score
- **12/7 vs. HOU:** Started at WR and posted five receptions for 67 yards with a long of 31 yards, his third straight game with a 30-plus yard reception
- **12/18 vs. TEN:** Started at WR and led team with four catches for 65 yards including a 34-yard grab in the third quarter ... Marked fourth straight game with four or more receptions

COLLEGE (at Southern California, 2011-13)

- Three-year starter who declared for the NFL Draft following his junior season
- Career totals included 248 receptions for 3,655 yards (14.7 avg.) with 29 TDs
- Owns 24 school records and set five Pac-12 Conference marks
- Won the Biletnikoff Award as a sophomore as the nation's top receiver
- Ranked first in school history in receiving yards, second in receptions and fourth in receiving TDs
- Was a long jumper and sprinter on USC's track team
- Became the school's first Biletnikoff Award winner as a sophomore as well as unanimous All-American and All-Pac 12 Conference first-team choice
- Majored in sociology

PERSONAL

- Attended Serra High School in Gardena, Calif.
- Lettered in football, basketball and track
- Earned Parade All-American as a senior as well as Super Prep All-American, Under Armour All-American, ESPNU 150, Rivals 100 and Prep Star Dream Team
- Finished with 57 receptions for 1,409 yards (24.7 avg.) with 24 TDs in final season along with 45 tackles and three INTs
- Was a sprinter and jumper on the track team, boasting a national prep No. 3 best 24-8 long jump, plus career bests of 44-7 in the triple jump, 6-4 in the high jump, 10.74 in the 100 meters and 22.11 in the 200 meters
- Twitter handle is @TeamLee1



REGULAR SEASON CAREER STATISTICS

YEAR	TEAM	GP/GS	NO	YDS	AVG	LG	TD
2014	JAX	13/8	37	422	11.4	37	1
2015	JAX	10/1	15	191	12.7	30	1
2016	JAX	16/6	63	851	13.5	51	3
NFL totals: 3 yrs.		39/15	115	1,464	12.7	51	5

Additional statistics: 14 rushes for 82 yards (5.9 rush avg.); one pass completion for 20 yards and one TD; 18 kickoff returns for 350 yards and one TD



CAREER HIGHS

	GAME	SEASON
Receptions:	7 (10/23/16 vs. OAK)	63 (2016)
Receiving yards:	113 (12/11/16 vs. BUF)	851 (2016)
Longest reception:	51 (11/6/16 at K.C.)	51 (2016)
Receiving touchdowns:	1 (five times, last: 12/24/16 vs. TEN)	3 (2016)

MARQISE LEE

2016 GAME-BY-GAME STATISTICS

DATE	OPP	RECEIVING				
		RECS	YDS	AVG.	LG	TD
09/11	vs. Green Bay	2	22	11.0	12	0
09/18	at San Diego	5	75	15.0	22	0
09/25	vs. Baltimore	5	44	8.8	20	0
10/02	vs. Indianapolis	4	28	7.0	13	0
	BYE WEEK					
10/16	at Chicago	6	61	10.2	14	0
10/23	vs. Oakland	7	107	15.3	38	0
10/27	at Tennessee	1	21	21.0	21	0
11/06	at Kansas City	4	84	21.0	51	0
11/13	vs. Houston	4	50	12.5	18	0
11/20	at Detroit	4	52	13.0	29	1
11/27	at Buffalo	4	37	9.3	20t	1
12/04	vs. Denver	3	34	11.3	17	0
12/11	vs. Minnesota	5	113	22.6	39	0
12/18	at Houston	0	0	0.0	0	0
12/24	vs. Tennessee	3	37	12.3	21t	1
01/01	at Indianapolis	6	86	14.3	22	0
2016 totals:		63	851	13.5	51	3

KICK RETURNS

DATE	GAME	NO.	YDS	AVG.	LG	TD
09/11	vs. Green Bay	0	0	0.0	0	0
09/18	at San Diego	0	0	0.0	0	0
09/25	vs. Baltimore	0	0	0.0	0	0
10/02	vs. Indianapolis	0	0	0.0	0	0
	BYE WEEK					
10/16	at Chicago	1	26	26.0	26	0
10/23	vs. Oakland	4	93	23.3	34	0
10/27	at Tennessee	2	45	22.5	25	0
11/06	at Kansas City	3	87	29.0	45	0
11/13	vs. Houston	1	17	17.0	17	0
11/20	at Detroit	1	42	42.0	42	0
11/27	at Buffalo	1	36	36.0	36	0
12/04	vs. Denver	0	0	0.0	0	0
12/11	vs. Minnesota	3	66	22.0	25	0
12/18	at Houston	2	133	66.5	100t	1
12/24	vs. Tennessee	0	0	0.0	0	0
01/01	at Indianapolis	0	0	0.0	0	0
2016 totals:		18	545	30.3	100t	1

Additional statistics: three rushes for 23 yards (7.7 rush avg.); and one completion for 20 yards and one TD (on 12/24 vs. TEN)

2015 GAME-BY-GAME STATISTICS

DATE	GAME	RECS	YDS	AVG.	LG	TD
09/13	vs. Carolina			ina		
09/20	vs. Miami	2	27	13.5	18	0
09/27	at New England	1	13	13.0	13	0
10/04	at Indianapolis			ina		
10/11	at Tampa Bay			ina		
10/18	vs. Houston			ina		
10/25	vs. Buffalo			ina		
11/01	BYE WEEK					
11/08	at N.Y. Jets			ina		
11/15	at Baltimore	1	8	8.0	8	0
11/19	vs. Tennessee	0	0	0.0	0	0
11/29	vs. San Diego	1	3	3.0	3	0
12/06	at Tennessee	1	17	17.0	17	0
12/13	vs. Indianapolis	1	21	21.0	21	0
12/20	vs. Atlanta	2	46	23.0	30	0
12/27	at New Orleans	3	26	8.7	18	1
01/03	at Houston	3	30	10.0	14	0
2015 totals:		15	191	12.7	30	1

Additional statistics: Five rushes for 38 yards (7.6 avg.)

2014 GAME-BY-GAME STATISTICS


DATE	GAME	RECS	YDS	AVG.	LG	TD
09/07	at Philadelphia	6	62	10.3	18	0
09/14	at Washington	2	11	5.5	8	0
09/21	vs. Indianapolis			ina		
09/28	at San Diego			ina		
10/05	vs. Pittsburgh			ina		
10/12	at Tennessee	2	26	13.0	16	0
10/19	vs. Cleveland	1	20	20.0	20	0
10/26	vs. Miami	1	9	9.0	9	0
11/02	at Cincinnati	0	0	0.0	0	0
11/09	vs. Dallas	1	13	13.0	13	0
	BYE WEEK					
11/23	at Indianapolis	3	52	17.3	37	0
11/30	vs. N.Y. Giants	6	75	12.5	30	1
12/07	vs. Houston	5	67	13.4	31	0
12/14	at Baltimore	4	14	3.5	13	0
12/18	vs. Tennessee	4	65	16.3	34	0
12/28	at Houston	2	8	4.0	4	0
2014 totals:		37	422	11.4	37	1

Additional statistics: Three rushes for nine yards (3.0 avg.)

MARCEDES LEWIS

89 **MARCEDES LEWIS**

TIGHT END
6-6 280 LBS.
UCLA
BORN MAY 19, 1984
LONG BEACH, CALIFORNIA
ACQ: 1ST ROUND OF 2006 DRAFT (28TH)
EXP: 12TH YEAR



TRANSACTIONS

Originally drafted by Jacksonville in the first round (28th overall) of the 2006 draft ... Placed on injured reserve on 11/21/16

PRO (Games played/started - 154/140)

- 12th-year pro has spent his entire career with Jacksonville
- Became Jaguars first Pro Bowl tight end after he earned honors in 2010
- One of three Jaguars to record 4,000+ career receiving yards, joining **Jimmy Smith** (12,287) and **Kenann McCardell** (6,393)
- Former 2006 first-round pick ranks third in Jaguars history in career receiving yards and receiving TDs and fourth in receptions
- Owns team record for receptions, career TDs, receiving yards and receptions of 25-plus yards by a TE

2016 (w/ JAX - 10/10)

Began his 11th season with the Jaguars, the second-longest career with the team in franchise history ... Placed on injured reserve on 11/21/16

- **9/11 vs. G.B.:** Made two catches for 48 yards, including a 37-yard screen pass
- **9/18 at S.D.:** Posted two receptions for 17 yards, including a 4-yard TD reception
- **9/25 vs. BAL:** Had three receptions for 20 yards (6.7 rec. avg.)
- **10/2 vs. IND:** Exited the game with a hip injury after a 12-yard reception in the second quarter
- **10/16 at CHI:** Started at TE
- **10/23 vs. OAK:** Played in 150th career game, starting at TE, and recorded one reception for 11 yards
- **10/27 at TEN:** Had four receptions for 23 yards (5.8 rec. avg.)
- **11/6 at K.C.:** Had two catches for 23 yards (11.5 rec. avg.)
- **11/13 vs. HOU:** Posted three catches for -1 yards
- **11/20 at DET:** Started at TE and posted two receptions for 16 yards

2015 (w/ JAX - 16/16)

Started and played in all 16 games in his 10th season and totaled 16 receptions for 226 yards (14.1 rec. avg.)

- **10/4 at IND:** Had five receptions for 40 yards (8.0 rec. avg.)
- **11/29 vs. S.D.:** Made one reception for 24 yards (24.0 rec. avg.)
- **12/6 at TEN:** Started at TE, playing in his 140th career game and tallied one reception for seven yards (7.0 rec. avg.)
- **1/3 at HOU:** Had one reception for a season-long 45 yards

2014 (w/ JAX - 8/8)

Played and started in eight games ... Suffered a high ankle sprain in Week 2 and was placed on injured reserve/designated to return on Sept. 16 ... Finished with 18 catches for 206 yards and two TDs

- **9/7 at PHI:** Started at TE in season-opener and tied for the team-lead with six receptions for 35 yards
- **9/14 at WAS:** Registered a career-long 63-yard TD reception from QB **Chad Henne** in the second quarter ... Finished with two catches for 71 yards ... Left the game in the third quarter with a high ankle sprain ... Was placed on injured reserve/designated to return on Sept. 16
- **12/7 vs. HOU:** Hauled in a 35-yard reception in the fourth quarter and led team with 69 yards on three receptions
- **12/14 at BAL:** Had 22 yards on two receptions with a long of 17 yards
- **12/18 vs. TEN:** Made a four-yard TD reception in the second quarter

2013 (w/ JAX - 11/11)

Played in 11 games with 11 starts and produced 25 catches for 359 yards and four TDs ... Missed five of the first six games with a calf injury suffered in the preseason ... Had a TD reception in four straight games which tied a franchise record ... Was inactive for first three games and made season debut on **9/29 vs. IND** but strained his calf on the third play from scrimmage and did not return

- **11/17 vs. ARI:** Started his 100th career game at TE and totaled 23 yards on three catches
- **12/1 at CLE:** Finished with three catches for 26 yards including an 8-yard TD reception from RB **Maurice Jones-Drew** in the second quarter
- **12/5 vs. HOU:** Scored on a one-yard pass from QB **Chad Henne** on the opening drive of the game ... Added a season-long 41-yard reception in the first quarter
- **12/15 vs. BUF:** Led team with 54 yards on four catches with one TD ... Hooked up with Henne for a 13-yard TD in the fourth quarter, his third straight game with a TD

reception

- **12/22 vs. TEN:** Tied a franchise-record with a receiving TD in four straight games, hooking up with Henne for a four-yard score in the first quarter ... Finished with four catches for 50 yards with a long of 30 yards
- **12/29 at IND:** Finished season with 70 yards on three catches including a 36-yard reception in the fourth quarter

2012 (w/ JAX - 16/15)

Played in all 16 games for the fourth time in his career ... Ranked third on the club with 52 receptions for 540 yards and four TDs, the second-highest receiving totals of his career

- **9/9 at MIN:** Opened season with five receptions for 52 yards and a TD ... Scored on a one-yard pass from QB **Blaine Gabbert** in the second quarter
- **9/30 vs. CIN:** Had three catches for 32 yards and scored on a two-yard pass from Gabbert in the second quarter
- **10/28 at GB:** Played in his 100th career game and recorded two receptions for 21 yards
- **11/18 at HOU:** Had a 13-yard TD pass from QB **Chad Henne** in the first quarter and a one-yard TD grab in the third quarter ... Finished with 40 yards on three receptions ... Marked his third career game with multiple TD receptions
- **12/2 at BUF:** Had a season-high 68 yards on four receptions
- **12/30 at TEN:** Concluded season with a career-high 103 yards on seven receptions ... Joined **Kyle Brady** and **Pete Mitchell** as only TEs in franchise history to eclipse 100 receiving yards and it marked the fourth time overall

2011 (w/ JAX - 15/15)

Started 15 games at TE ... Team captain ... Led team with 460 receiving yards on 39 receptions (11.8 avg.) ... One of five tight ends (**Jason Witten**, Dallas; **Owen Daniels**, Houston; **Jimmy Graham**, New Orleans; **Dustin Keller**, New York Jets) to lead team in receiving yards

- **9/11 vs. TEN:** Had two receptions for 28 yards in season-opener and left game early with a calf injury
- **11/20 at CLE:** Established career-high with seven receptions for 64 yards ... Became sixth player in team history with 200 career receptions and only second TE to accomplish the feat (**Kyle Brady**, 241)
- **12/11 vs. TB:** Registered a career-high 77 receiving yards on two receptions ... Had a then-career-long 62-yard reception in the second quarter from QB **Blaine Gabbert**

2010 (w/ JAX - 16/16)

Earned first Pro Bowl honors after career-best 58 receptions for 700 yards and 10 TDs ... The 10 TDs tied a single-season franchise record ... Was voted backup for Pro Bowl but became starter after **Antonio Gates** withdrew ... Receptions and yards were second-best ever by a Jaguars TE ... Finished second on team and ninth among NFL TEs in receptions, and his 12.1-yard average and 10 TDs were tops among TEs ... Started all 16 games for second time in career and was only Jaguar to make multiple receptions in every game ... Ranked second on club with 88 passes thrown his way and 37 receptions resulting in first downs ... Named to Peter King's CNN.com NFL All-Pro Team ... Blocked for a rushing attack that ranked third in the NFL (149.7)

- **9/12 vs. DEN:** Scored on both catches, from 21 and 10 yards to lead win
- **9/19 at SD:** Had season-high 70 receiving yards
- **10/3 vs. IND:** Caught 15-yard TD pass on
- **10/10 at BUF:** Followed with 2 TDs on, breaking team single-season record for TEs with fifth TD
- **10/31 at DAL:** Turned in third multiple-TD game of season including season-long 42-yarder ... Nine-yard TD catch was 14th of career, breaking team TE record held by **Kyle Brady** (13)
- **11/21 vs. CLE:** Made five receptions for 66 yards and eighth TD of season
- **1/2 at HOU:** Scored 10th TD in finale to tie team single season record for TD receptions held by Reggie Williams

2009 (w/ JAX - 15/15)

Started 15 games at TE and produced then career-high 518 yards on 32 receptions for two touchdowns ... Led team with 16.2 average per reception, the highest average per reception among NFL tight ends ... Sustained a head injury in week 16 and was inactive for the season-finale

- **9/20 vs. ARI:** Posted three receptions for 62 yards with a 25-yard TD reception
- **10/4 vs. TEN:** Had four receptions for then career-high 76 yards and became only third TE (**Pete Mitchell**, **Kyle Brady**) to surpass 100 career receptions ... Recorded a 33-yard TD pass from QB **David Garrard**
- **11/15 at NYJ:** Registered 58 yards on two receptions including a 33-yard reception on the game-winning drive in the fourth quarter
- **12/6 vs. HOU:** Hooked up with Garrard for a career-long 47-yard reception in the first quarter

2008 (w/ JAX - 16/15)

Played in all 16 games for the second consecutive season and made 15 starts ... Finished with 41 receptions for 489 yards and two TDs ... Became first Jaguars TE since **Kyle Brady** (43, 2002) to have 40-plus receptions in a season and had the most receiving yards by a tight end since 2000 (**Brady**, 729) ... Had four-plus receptions in five games and finished with a reception of 19-plus yards in eight of the last 12 games ... Selected to USA Today All-Joe Team, which goes to players and coaches who have overachieved and are often overlooked

MARCEDES LEWIS

- **10/5 vs. PIT:** Scored first TD of the season on a 24-yard pass from David Garrard
- **10/12 at DEN:** Registered second straight game with a TD with 30-yard reception for the game-winning score

2007 (w/ JAX - 16/16, 2/2)

Started a career-high 16 games and both playoff games ... Finished with 37 receptions for 391 yards and two TDs ... Only player to start all 16 games ... Helped pave the way for the Jaguars to rank second in the NFL with 2,391 rushing yards (149.4 avg.), the second-most in team history

- **9/23 at DEN:** Led team with three receptions for 44 yards
- **11/18 vs. SD:** Scored first TD of the season on pass from David Garrard
- **12/2 at IND:** Had five receptions including a two-yard TD pass
- **1/5 at PIT:** Started at TE in AFC Wild Card game and totaled two receptions for 16 yards in first career postseason game
- **1/12 at NE:** Led team with 74 receiving yards on four receptions in AFC Divisional game

2006 (w/ JAX - 15/3)

Played in 15 games with three starts ... Totaled 13 receptions for 126 yards and one TD ... Missed final three preseason games after suffering ankle injury in preseason opener

- **10/8 vs. NYJ:** Made first career start
- **11/26 at BUF:** Scored first career TD on one-yard pass from QB David Garrard

COLLEGE (at UCLA, 2002-05)

- Winner of 2005 Mackey Award, given to nation's top TE
- Started 32 of 49 games in four seasons
- Set school record for TEs with career totals of 126 receptions for 1,571 yards and 21 TDs
- Unanimous All-America and All-Pac 10 selection as a senior, finishing with 59 receptions for 741 yards and 10 TDs
- Majored in history

PERSONAL

- Attended Poly (Long Beach, Calif.) High
- Played QB as a freshman before moving to TE for final three seasons
- Had 44 receptions for 710 yards and seven sacks at DE as a senior
- Established the Mercedes Lewis Foundation in 2009 to support youth by awarding scholarships to those that wouldn't be able to participate in sports without financial assistance ... The ultimate goal is to send a child from Long Beach to college on a full scholarship on an annual basis
- Twitter handle is @MercedesLewis89

REGULAR SEASON CAREER STATISTICS

YEAR	TEAM	GP/GS	NO	YDS	AVG	LG	TD
2006	JAX	15/3	13	126	9.7	31	1
2007	JAX	16/16	37	391	10.6	25	2
2008	JAX	16/15	41	489	11.9	30t	2
2009	JAX	15/15	32	518	16.2	47	2
2010	JAX	16/16	58	700	12.1	42t	10*
2011	JAX	15/15	39	460*	11.8	62	0
2012	JAX	16/15	52	540	10.4	26	4
2013	JAX	11/11	25	359	14.4	41	4
2014	JAX	8/8	18	206	11.4	63t	2
2015	JAX	16/16	16	226	14.1	45	0
2016	JAX	10/10	20	169	8.5	37	1
NFL totals:		11 yrs. 154/140	351	4,184	11.9	63t	28

* team leader

POSTSEASON CAREER STATISTICS

YEAR	TEAM	GP/GS	NO	YDS	AVG	LG	TD
2007	JAX	2/2	6	90	15.0	34	0
NFL totals:		11 yrs. 2/2	6	90	15.0	34	0

CAREER HIGHS

	GAME	SEASON
Receptions:	7 (two times, last: 12/30/12 at TEN)	58 (2010)
Receiving yards:	103 (12/30/12 at TEN)	700 (2010)
Longest reception:	63 (9/14/14 at WAS)	63 (2014)
Receiving touchdowns:	2 (four times, last: 11/18/12 at HOU)	10 (2010)

2016 GAME-BY-GAME STATISTICS

DATE	OPP	RECs	YDS	AVG.	LG	TD
09/11	vs. Green Bay	2	48	24.0	37	0
09/18	at San Diego	2	17	8.5	13	1
09/25	vs. Baltimore	3	20	6.7	7	0
10/02	vs. Indianapolis	1	12	12.0	12	0
BYE WEEK						
10/16	at Chicago	0	0	0.0	0	0
10/23	vs. Oakland	1	11	11.0	11	0
10/27	at Tennessee	4	23	5.8	9	0
11/06	at Kansas City	2	23	11.5	17	0
11/13	vs. Houston	3	-1	-0.3	3	0
11/20	at Detroit	2	16	9.0	15	0
11/27	at Buffalo	IR				
12/04	vs. Denver	IR				
12/11	vs. Minnesota	IR				
12/18	at Houston	IR				
12/24	vs. Tennessee	IR				
01/01	at Indianapolis	IR				
2016 totals:		18	153	8.5	37	1

2015 GAME-BY-GAME STATISTICS

DATE	GAME	RECs	YDS	AVG.	LG	TD
09/13	vs. Carolina	0	0	0.0	0	0
09/20	vs. Miami	0	0	0.0	0	0
09/27	at New England	0	0	0.0	0	0
10/04	at Indianapolis	5	40	8.0	13	0
10/11	at Tampa Bay	0	0	0.0	0	0
10/18	vs. Houston	1	8	8.0	8	0
10/25	vs. Buffalo	2	13	6.5	9	0
BYE WEEK						
11/08	at N.Y. Jets	1	27	27.0	27	0
11/15	at Baltimore	1	9	9.0	9	0
11/19	vs. Tennessee	0	0	0.0	0	0
11/29	vs. San Diego	1	24	24.0	24	0
12/06	at Tennessee	1	7	7.0	7	0
12/13	vs. Indianapolis	1	14	14.0	14	0
12/20	vs. Atlanta	1	26	26.0	26	0
12/27	at New Orleans	1	13	13.0	13	0
01/03	at Houston	1	45	45.0	45	0
2015 totals:		16	226	14.1	45	0

2014 GAME-BY-GAME STATISTICS

DATE	GAME	RECs	YDS	AVG.	LG	TD
09/07	at Philadelphia	6	35	5.8	11	0
09/14	at Washington	2	71	35.5	63t	1
09/21	vs. Indianapolis	IR				
09/28	at San Diego	IR				
10/05	vs. Pittsburgh	IR				
10/12	at Tennessee	IR				
10/19	vs. Cleveland	IR				
10/26	vs. Miami	IR				
11/02	at Cincinnati	IR				
11/09	vs. Dallas	IR				
BYE WEEK						
11/23	at Indianapolis	1	-5	-5.0	-5	0
11/30	vs. N.Y. Giants	2	8	4.0	5	0
12/07	vs. Houston	3	69	23.0	35	0
12/14	at Baltimore	2	22	11.0	17	0
12/28	vs. Tennessee	2	6	3.0	4t	1
12/28	at Houston	0	0	0.0	0	0
2014 totals:		18	206	11.4	63t	2

MARCEDES LEWIS

2013 GAME-BY-GAME STATISTICS

DATE	GAME	RECs	YDS	AVG.	LG	TD
09/08	vs. Kansas City			ina		
09/15	at Oakland			ina		
09/22	at Seattle			ina		
09/29	vs. Indianapolis	0	0	0.0	0	0
10/06	at St. Louis			ina		
10/13	at Denver			ina		
10/20	vs. San Diego	1	31	31.0	31	0
10/27	vs. San Francisco	1	6	6.0	6	0
	BYE WEEK					
11/10	at Tennessee	3	39	13.0	27	0
11/17	vs. Arizona	3	23	7.7	9	0
11/24	at Houston	1	18	18.0	18	0
12/01	at Cleveland	3	26	8.7	14	1
12/05	vs. Houston	2	42	21.0	41	1
12/15	vs. Buffalo	4	54	13.5	25	1
12/22	vs. Tennessee	4	50	12.5	30	1
12/29	at Indianapolis	3	70	23.3	36	0
2013 totals:		25	359	14.4	41	4

2012 GAME-BY-GAME STATISTICS

DATE	GAME	RECs	YDS	AVG.	LG	TD
09/09	at Minnesota	5	52	10.4	18	1
09/16	vs. Houston	0	0	0.0	0	0
09/23	at Indianapolis	1	8	8.0	8	0
09/30	vs. Cincinnati	3	32	10.7	23	1
10/07	vs. Chicago	5	24	4.8	14	0
	BYE WEEK					
10/21	at Oakland	2	20	6.7	9	0
10/28	at Green Bay	2	21	10.5	16	0
11/04	vs. Detroit	4	41	10.3	20	0
11/08	vs. Indianapolis	3	36	12.0	17	0
11/18	at Houston	3	40	13.3	26	2
11/25	vs. Tennessee	4	56	14.0	23	0
12/02	at Buffalo	4	68	17.0	24	0
12/09	vs. N.Y. Jets	1	4	4.0	4	0
12/16	at Miami	3	8	2.7	9	0
12/23	vs. New England	4	27	6.8	9	0
12/30	at Tennessee	7	103	14.7	25	0
2012 totals:		52	540	10.4	26	4

2011 GAME-BY-GAME STATISTICS

DATE	GAME	RECs	YDS	AVG.	LG	TD
09/11	vs. Tennessee	2	28	14.0	20	0
09/18	at N.Y. Jets			ina		
09/25	at Carolina	2	15	7.5	9	0
10/02	vs. New Orleans	3	35	12.7	18	0
10/09	vs. Cincinnati	1	6	6.0	6	0
10/16	at Pittsburgh	2	29	14.5	21	0
10/24	vs. Baltimore	1	13	13.0	13	0
10/30	at Houston	4	45	11.3	21	0
	BYE WEEK					
11/13	at Indianapolis	1	-4	-4.0	-4	0
11/20	at Cleveland	7	64	9.1	18	0
11/27	vs. Houston	4	47	11.8	25	0
12/05	vs. San Diego	3	27	9.0	12	0
12/11	vs. Tampa Bay	2	77	38.5	62	0
12/15	at Atlanta	3	30	10.0	22	0
12/24	at Tennessee	1	12	12.0	12	0
01/01	vs. Indianapolis	3	33	11.0	16	0
2011 totals:		39	460	11.8	62	0

2010 GAME-BY-GAME STATISTICS

DATE	GAME	RECs	YDS	AVG.	LG	TD
09/12	vs. Denver	2	31	15.5	21t	2
09/19	at San Diego	5	70	14.0	26	0
09/26	vs. Philadelphia	3	15	5.0	7	0
10/03	vs. Indianapolis	2	22	11.0	15t	1
10/10	at Buffalo	4	54	13.5	27t	2
10/18	vs. Tennessee	4	39	9.8	15	0
10/24	at Kansas City	3	44	14.7	26	0
10/31	at Dallas	2	51	25.5	42t	2
	BYE WEEK					
11/14	vs. Houston	5	53	10.6	18	0
11/21	vs. Cleveland	5	66	13.2	17	1
11/28	at N.Y. Giants	3	36	12.0	16	0
12/05	at Tennessee	3	36	12.0	20	0
12/12	vs. Oakland	4	57	14.3	20	1
12/19	at Indianapolis	6	63	10.5	25	0
12/26	vs. Washington	3	37	12.3	26	0
01/02	at Houston	4	26	6.5	11	1
2010 totals:		58	700	12.1	42	10

2009 GAME-BY-GAME STATISTICS

DATE	GAME	RECs	YDS	AVG.	LG	TD
09/13	at Indianapolis	3	23	7.7	19	0
09/20	vs. Arizona	3	62	20.7	25t	1
09/27	at Houston	1	18	18.0	18	0
10/04	vs. Tennessee	4	76	19.0	33t	1
10/11	at Seattle	3	13	4.3	7	0
10/18	vs. St. Louis	1	5	5.0	5	0
	BYE WEEK					
11/01	at Tennessee	1	20	20.0	20	0
11/08	vs. Kansas City	1	3	3.0	3	0
11/15	at N.Y. Jets	2	58	29.0	33	0
11/22	vs. Buffalo	3	70	23.3	35	0
11/29	at San Francisco	3	40	13.3	22	0
12/06	vs. Houston	1	47	47.0	47	0
12/13	vs. Miami	2	30	15.0	16	0
12/17	vs. Indianapolis	4	53	13.3	25	0
12/27	at New England	0	0	0.0	0	0
01/03	at Cleveland			ina		
2009 totals:		32	518	16.2	47	2

2008 GAME-BY-GAME STATISTICS

DATE	GAME	RECs	YDS	AVG.	LG	TD
09/07	at Tennessee	3	29	9.7	15	0
09/14	vs. Buffalo	1	13	13.0	13	0
09/21	at Indianapolis	2	21	10.5	12	0
09/28	vs. Houston	0	0	0.0	0	0
10/05	vs. Pittsburgh	1	24	24.0	24t	1
10/12	at Denver	3	64	21.3	30t	1
	BYE WEEK					
10/26	vs. Cleveland	3	34	11.3	14	0
11/02	at Cincinnati	4	38	9.5	21	0
11/09	at Detroit	4	64	16.0	29	0
11/16	vs. Tennessee	1	19	19.0	19	0
11/23	vs. Minnesota	4	41	10.3	21	0
12/01	at Houston	2	37	18.5	20	0
12/07	at Chicago	4	43	10.8	27	0
12/14	vs. Green Bay	2	7	3.5	5	0
12/28	vs. Indianapolis	6	55	9.2	14	0
12/28	at Baltimore	1	0	0.0	0	0
2008 totals:		41	489	11.9	30	2

MARCEDES LEWIS



2007 GAME-BY-GAME STATISTICS

DATE	GAME	RECs	YDS	AVG.	LG	TD
09/09	vs. Tennessee	4	35	8.8	15	0
09/16	vs. Atlanta	2	39	19.5	25	0
09/23	at Denver	3	44	14.7	18	0
	BYE WEEK					
10/07	at Kansas City	3	13	4.3	6	0
10/14	vs. Houston	2	30	15.0	16	0
10/22	vs. Indianapolis	2	13	6.5	8	0
10/28	at Tampa Bay	0	0	0.0	0	0
11/04	at New Orleans	4	46	11.5	21	0
11/11	at Tennessee	1	8	8.0	8	0
11/18	vs. San Diego	1	1	1.0	1t	1
11/25	vs. Buffalo	5	57	11.4	24	0
12/02	at Indianapolis	5	42	8.4	13	1
12/09	vs. Carolina	3	25	8.3	13	0
12/16	at Pittsburgh	2	38	19.0	20	0
12/23	vs. Oakland	0	0	0.0	0	0
12/30	at Houston	0	0	0.0	0	0
2007 totals:		37	391	10.6	25	2



2006 GAME-BY-GAME STATISTICS

DATE	GAME	RECs	YDS	AVG.	LG	TD
09/10	vs. Dallas			ina		
09/18	vs. Pittsburgh	0	0	0.0	0	0
09/24	at Indianapolis	0	0	0.0	0	0
10/01	at Washington	2	40	20.0	31	0
10/08	vs. N.Y. Jets	0	0	0.0	0	0
	BYE WEEK					
10/22	at Houston	0	0	0.0	0	0
10/29	at Philadelphia	0	0	0.0	0	0
11/05	vs. Tennessee	2	11	5.5	6	0
11/12	vs. Houston	1	6	6.0	6	0
11/20	vs. N.Y. Giants	1	9	9.0	9	0
11/26	at Buffalo	1	1	1.0	1t	1
12/03	at Miami	0	0	0.0	0	0
12/10	vs. Indianapolis	1	19	19.0	19	0
12/17	at Tennessee	3	27	9.0	14	0
12/24	vs. New England	0	0	0.0	0	0
12/31	at Kansas City	2	13	9.7	31	1
2006 totals:		13	126	9.7	31	1

BRANDON LINDER

65 BRANDON LINDER

OFFENSIVE LINEMAN

6-6 315 LBS.

MIAMI (FLA.)

BORN JANUARY 25, 1992

SOUTHWEST RANCHES, FLORIDA

ACQ: 3RD ROUND OF 2014 DRAFT (93RD)

EXP: 4TH YEAR



TRANSACTIONS

Originally drafted in the third round (93rd overall) of the 2014 draft ... Placed on injured reserve on 10/5/15

PRO (Games played/started - 32/32)

- Fourth-year pro has started in all 31 games he has played, starting first 14 games at center
- Switched from RG to C prior to the 2016 season
- Was a third-round pick of the Jaguars in 2014
- First player from the University of Miami ever drafted by the Jaguars
- Became 24th offensive lineman drafted by the Jaguars in franchise history

2016 (w/ JAX - 14/14)

Part of an offensive line that allowed its fewest sacks since 2007 (34)

- **9/11 vs. G.B.:** Made his first career start at C in team's season opener
- **9/18 at S.D.:** Started at C
- **9/25 vs. BAL:** Inactive (knee)
- **10/2 vs. IND:** Started at C, helping the team rush for 136 yards
- **10/16 at CHI:** Started at C
- **10/23 vs. OAK:** Started at C
- **10/27 at TEN:** Started at C
- **11/6 at K.C.:** Started at C, helping the team rush for a season-high 205 yards
- **11/13 vs. HOU:** Started at C
- **11/20 at DET:** Started at C and was part of an offensive line that did not allow a sack
- **11/27 at BUF:** Started at C
- **12/4 vs. DEN:** Started at C and helped the team rush for 154 yards
- **12/11 vs. MIN:** Inactive (ankle)
- **12/18 at HOU:** Started at C
- **12/24 vs. TEN:** Started at C
- **1/1 at IND:** Started at C, only to play seven snaps, before leaving the game with a concussion and not returning

2015 (w/ JAX - 3/3)

Placed on season-ending IR because of surgery to repair a labral tear in his left shoulder after injury suffered in Week 3

- **9/13 vs. CAR:** Started at RG to kick off his second season with the Jaguars
- **9/20 vs. MIA:** Helped the Jaguars rush for 123 yards and did not allow a sack

2014 (w/ JAX - 15/15)

Started 15 games at RG as a rookie ...Part of OL that helped club finish sixth in the NFL in average per rush (4.5)

- **9/7 at PHI:** Started at RG in his NFL debut, one of three Jaguars rookies to start on opening day (WR **Marqise Lee**, WR **Allen Hurns**)
- **10/19 vs. CLE:** Helped pave the way for an offense that rushed for a season-high 185 yards on 35 carries and 176 yards on **10/26 vs. MIA**, the first time since 2010 the club eclipsed 150-plus rushing yards in back-to-back games
- **12/28 at HOU:** Started at RG and was part of OL that helped team produce 121 yards on 14 carries (8.6 avg.)

COLLEGE (at Miami (Fla.), 2010-13)

- Four-year starter and started 42 games (37 at RG, 2 at LT, 3 at C)
- Finished career with 35 TD-resulting blocks and 275 key blocks/knockdowns
- As a senior, named team's Most Valuable Player after leading team with 90 percent grade for blocking consistency, 11 TD-resulting blocks and 84 knockdowns
- Majored in health education

PERSONAL

- Attended St. Thomas Aquinas High School in Ft. Lauderdale, Fla.
- Named U.S. Army All-American and was rated the third-best center in the country by Rivals.com
- Helped team compile a 28-1 record during his final two seasons and captured the Class 5A state title as a junior
- Twitter handle is @BrandonLinder65

LERENTEE MCCRAY

55 LERENTEE MCCRAY

DEFENSIVE END
6-3 249 LBS.
FLORIDA
BORN AUGUST 26, 1990
OCALA, FLORIDA
ACQ: UFA (BUFFALO) 2017
EXP: 5TH YEAR



TRANSACTIONS

Originally signed with Denver as an undrafted rookie on 4/27/13 ... Signed with Green Bay as an unrestricted free agent on 4/18/16 ... Traded by Green Bay to Buffalo for a 2018 draft pick on 8/30/16 ... Signed by Jacksonville as an unrestricted free agent on 3/10/17

PRO (Games played/started - 37/0, 4/0)

- Career totals include 31 tackles (16 solo), 1.5 sacks and two forced fumbles in four years with stops in Denver, Green Bay and Buffalo
- Captured a Super Bowl championship in 2015 with Denver

2016 (w/ BUF, 13/0)

Tallied 10 tackles (four solo), one forced fumble and five special teams tackles

- **10/9 at L.A.:** Posted one solo tackle and one forced fumble
- **10/30 vs. N.E.:** Tallied a season-high four tackles, in addition to one special teams tackle

2015 (w/ DEN, 11/0)

Tallied 13 tackles (seven solo), and saw action in all three postseason games, including Super Bowl 50

- **11/8 at IND:** Recorded a season-high four stops (two solo)

2014 (w/ DEN, 16/16, 2/2)

Posted six tackles (four solo), one forced fumble and one pass defended during his rookie season

2013 (w/ DEN - IR)

Spent the season on injured reserve with an ankle injury

COLLEGE (at Florida, 2008-12)

- Appeared in 40 games with 25 starts and totaled 65 (40 solo), including 12.5 tackles for loss and 4.5 sacks
- Helped the Gators to the 2008 SEC Championship

PERSONAL

- Attended Dunnellon (Fla.) High School, where he played WR and LB and totaled 118 tackles and 9.0 sacks during his senior season
- Can be found on Twitter on @Liiive_55

REGULAR SEASON CAREER STATISTICS

DATE	TEAM	GP/GS	TKL	SOLO	ASST	TFL	SACKS	ST	FF	FR	INT	PD
2013	DEN							IR				
2014	DEN	13/0	6	4	2	0	1.0	0	1	0	0	1
2015	DEN	11/0	13	7	6	1	0.5	2	0	0	0	0
2016	BUF	13/0	10	4	6	0	0.0	5	1	0	0	0
NFL totals: 4 yrs.		37/0	29	15	14	1	1.5	7	2	0	0	1

POSTSEASON CAREER STATISTICS

DATE	TEAM	GP/GS	TKL	SOLO	ASST	TFL	SACKS	ST	FF	FR	INT	PD
2014	DEN	1/0	2	1	1	0	0.0	0	0	0	0	0
2015	DEN	3/0	0	0	0	0	0.0	0	0	0	0	0
NFL totals: 4 yrs.		4/0	2	1	1	0	0.0	0	0	0	0	0

CAREER HIGHS

	GAME	SEASON
Tackles:	6 (10/11/15 vs. T.B.)	18 (2015)
Tackles for loss:	1 (11/15/15 at BAL)	1 (2015)
Passes defended:	1 (9/27/15 at N.E.)	1 (2015)
Special teams tackles:	2 (1/3/16 at HOU)	5 (2015)

2016 GAME-BY-GAME STATISTICS

DATE	OPP	TKL	SOLO	ASST	TFL	SACKS	ST	FF	FR	INT	PD
09/11	at Baltimore	2	1	1	0	0.0	0	0	0	0	0
09/15	vs. New York Jets	0	0	0	0	0.0	1	0	0	0	0
09/25	vs. Arizona	0	0	0	0	0.0	0	0	0	0	0
10/02	at New England	0	0	0	0	0.0	0	0	0	0	0
10/09	at Los Angeles	1	1	0	0	0.0	0	1	0	0	0
10/16	vs. San Francisco	1	0	1	0	0.0	0	0	0	0	0
10/23	at Miami	2	1	1	0	0.0	1	0	0	0	0
10/30	vs. New England	4	1	3	0	0.0	1	0	0	0	0
11/07	at Seattle	0	0	0	0	0.0	0	0	0	0	0
11/14	BYE WEEK										
11/20	at Cincinnati	0	0	0	0	0.0	0	0	0	0	0
11/27	vs. Jacksonville	0	0	0	0	0.0	0	0	0	0	0
12/04	at Oakland	0	0	0	0	0.0	1	0	0	0	0
12/11	vs. Pittsburgh					ina					
12/18	vs. Cleveland					ina					
12/24	vs. Miami					ina					
01/01	at New York Jets	0	0	0	0	0.0	1	0	0	0	0
2016 totals:		10	4	6	0	0.0	5	1	0	0	0

2015 GAME-BY-GAME STATISTICS

DATE	OPP	TKL	SOLO	ASST	TFL	SACKS	ST	FF	FR	INT	PD
09/13	vs. Baltimore					ina					
09/17	at Kansas City					ina					
09/27	at Detroit	2	1	1	0	0.0	0	0	0	0	0
10/04	vs. Minnesota					ina					
10/11	at Oakland					ina					
10/18	at Cleveland	3	2	1	0	0.5	0	0	0	0	0
10/25	BYE WEEK										
11/01	vs. Green Bay	3	1	2	1	0.0	0	0	0	0	0
11/08	at Indianapolis	4	2	2	0	0.0	0	0	0	0	0
11/15	vs. Kansas City	0	0	0	0	0.0	1	0	0	0	0
11/22	at Chicago	0	0	0	0	0.0	0	0	0	0	0
11/29	vs. New England	0	0	0	0	0.0	0	0	0	0	0
12/06	at San Diego	1	1	0	0	0.0	1	0	0	0	0
12/13	vs. Oakland	0	0	0	0	0.0	0	0	0	0	0
12/20	at Pittsburgh					ina					
12/28	vs. Cincinnati	0	0	0	0	0.0	0	0	0	0	0
01/03	vs. San Diego	0	0	0	0	0.0	0	0	0	0	0
2015 totals:		13	7	6	1	0.5	2	0	0	0	0
01/17	vs. Pittsburgh	0	0	0	0	0.0	0	0	0	0	0
01/24	vs. New England	0	0	0	0	0.0	0	0	0	0	0
02/07	vs. Carolina	0	0	0	0	0.0	0	0	0	0	0
Postseason totals:		0	0	0	0	0.0	0	0	0	0	0

2014 GAME-BY-GAME STATISTICS

DATE	OPP	TKL	SOLO	ASST	TFL	SACKS	ST	FF	FR	INT	PD
09/07	vs. Indianapolis	1	1	0	0	0.0	0	0	0	0	0
09/14	vs. Kansas City	0	0	0	0	0.0	0	0	0	0	0
09/21	at Seattle					ina					
09/28	BYE WEEK										
10/05	vs. Arizona					ina					
10/12	at New York Jets					ina					
10/19	vs. San Francisco	2	1	1	0	0.0	0	0	0	0	0
10/23	vs. San Diego	0	0	0	0	0.0	0	0	0	0	0
11/02	at New England	0	0	0	0	0.0	0	0	0	0	0
11/09	at Oakland	0	0	0	0	0.0	0	0	0	0	0
11/16	at St. Louis	0	0	0	0	0.0	0	0	0	0	0
11/23	vs. Miami	0	0	0	0	0.0	0	0	0	0	0
11/30	at Kansas City	0	0	0	0	0.0	0	0	0	0	0
12/07	vs. Buffalo	0	0	0	0	0.0	0	0	0	0	1
12/14	at San Diego	0	0	0	0	0.0	0	0	0	0	0
12/22	at Cincinnati	1	1	0	0	0.0	0	0	0	0	0
12/28	vs. Oakland	2	1	1	0	1.0	0	1	0	0	0
2014 totals:		6	4	2	0	1.0	0	1	0	0	0
01/11	vs. Indianapolis	2	1	1	0	0.0	0	0	0	0	0
Postseason totals:		2	1	1	0	0.0	0	0	0	0	0

JOSH McNARY

45

JOSH McNARY

LINEBACKER

6-0 251 LBS


ARMY

BORN APRIL 10, 1988

HOUSTON, TEXAS

ACQ: UFA (INDIANAPOLIS) 2017

EXP: 4TH YEAR



TRANSACTIONS

Originally signed with Indianapolis as an undrafted rookie on 4/11/13 ... Waived by Indianapolis on 8/31/13 ... Signed by Indianapolis to the practice squad on 9/1/13 ... Promoted to the active roster on 11/26/13 ... Signed by Indianapolis to the practice squad on 9/6/15 ... Promoted to the active roster on 9/15/15 ... Signed by Jacksonville on 3/16/17

PRO (Games played/started - 49/8, 4/0)

• Career totals include 60 tackles (40 solo), 0.5 sack, two tackles for a loss and one pass defensed

2016 (w/ IND, 16/3)

Appeared in all 16 games with three starts and recorded 14 tackles (nine solo) ... Registered nine special teams tackles

2015 (w/ IND, 13/1)

Tallied 11 tackles (seven solo) and one tackle for a loss, while appearing in 13 games with one start

2014 (w/ IND, 15/4, 2/0)

Appeared in 15 games with four starts and totaled 23 tackles (14 solo), 0.5 sack, one tackle for a loss and five special teams tackles

- 9/15 vs. PHI: Made his first career start at WILL LB

2013 (w/ IND - 5/0, 2/0)

Appeared in five games and registered 12 tackles (10 solo)

COLLEGE (at Army, 2007-10)

- Appeared in 46 games and totaled 195 tackles (117 solo), 49 tackles for a loss, 28.0 sacks, nine passes defensed, five forced fumbles and three fumble recoveries
- Graduated as Army's all-time career leader in sacks and tackles for a loss
- Is the only player in school history to record two double-digit sack seasons
- Holds school record for most sacks in a single game (4.0) and a single season (12.5)

PERSONAL

- Attended Clear Lake High School (Houston, Texas) and was an all-district selection
- Upon graduation from West Point, fulfilled his active duty commitment in the Army from 2011-13

REGULAR SEASON CAREER STATISTICS

DATE	TEAM	GP/GS	TKL	SOLO	ASST	TFL	SACKS	ST	FF	FR	INT	PD
2013	IND	5/0	12	10	2	0	0.0	2	0	0	0	0
2014	IND	15/4	23	14	9	1	0.5	11	0	0	0	0
2015	IND	13/1	11	7	4	1	0.0	5	0	0	0	0
2016	IND	16/3	14	9	5	0	0.0	11	0	0	0	0
NFL totals: 4 yrs.		49/8	60	40	20	2	0.5	29	0	0	0	0

POSTSEASON CAREER STATISTICS

DATE	TEAM	GP/GS	TKL	SOLO	ASST	TFL	SACKS	ST	FF	FR	INT	PD
2013	IND	2/0	6	3	3	0	0.0	6	0	0	0	0
2014	IND	2/0	1	1	0	0	0.0	0	0	0	0	0
NFL totals: 4 yrs.		4/0	7	4	3	0	0.0	6	0	0	0	0

2016 GAME-BY-GAME STATISTICS

DATE	OPP	TKL	SOLO	ASST	TFL	SACKS	ST	FF	FR	INT	PD	
09/11	vs. Detroit	2	1	1	0	0.0	0	0	0	0	0	
09/18	at Denver	1	0	1	0	0.0	0	0	0	0	0	
09/25	vs. San Diego	0	0	0	0	0.0	1	0	0	0	0	
10/02	at Jacksonville	3	3	0	0	0.0	0	0	0	0	0	
10/09	vs. Chicago	1	1	0	0	0.0	0	0	0	0	0	
10/16	at Houston	4	2	2	0	0.0	1	0	0	0	0	
10/23	at Tennessee	1	0	1	0	0.0	0	0	0	0	0	
10/30	vs. Kansas City	0	0	0	0	0.0	0	0	0	0	0	
11/06	at Green Bay	0	0	0	0	0.0	2	0	0	0	0	
BYE WEEK												
11/20	vs. Tennessee	0	0	0	0	0.0	1	0	0	0	0	
11/24	vs. Pittsburgh	0	0	0	0	0.0	0	0	0	0	0	
12/05	at New York Jets	0	0	0	0	0.0	0	0	0	0	0	
12/11	vs. Houston	2	2	0	0	0.0	1	1	0	0	0	
12/18	at Minnesota	0	0	0	0	0.0	0	0	0	0	0	
12/24	at Oakland	0	0	0	0	0.0	2	0	0	0	0	
01/01	vs. Jacksonville	0	0	0	0	0.0	1	0	0	0	0	
2016 totals:		14	9	5	0	0.0	9	1	0	0	0	

2015 GAME-BY-GAME STATISTICS

DATE	OPP	TKL	SOLO	ASST	TFL	SACKS	ST	FF	FR	INT	PD	
09/13	at Buffalo				ina							
09/17	vs. New York Jets	0	0	0	0	0.0	0	0	0	0	0	
09/27	at Tennessee	0	0	0	0	0.0	0	0	0	0	0	
10/04	vs. Jacksonville	6	4	2	1	0.0	1	0	0	0	0	
10/08	at Houston	0	0	0	0	0.0	0	0	0	0	0	
10/18	vs. New England	2	1	1	0	0.0	0	0	0	0	0	
10/25	vs. New Orleans	0	0	0	0	0.0	2	0	0	0	0	
11/02	at Carolina	0	0	0	0	0.0	0	0	0	0	0	
11/08	vs. Denver	0	0	0	0	0.0	0	0	0	0	0	
BYE WEEK												
11/22	at Atlanta	0	0	0	0	0.0	0	0	0	0	0	
11/29	vs. Tampa Bay	0	0	0	0	0.0	0	0	0	0	0	
12/06	at Pittsburgh	0	0	0	0	0.0	0	0	0	0	0	
12/13	at Jacksonville	3	2	1	0	0.0	0	0	0	0	0	
12/20	vs. Houston	0	0	0	0	0.0	0	0	0	0	0	
12/27	at Miami				ina							
01/03	vs. Tennessee				ina							
2015 totals:		11	7	4	1	0.0	3	0	0	0	0	

2014 GAME-BY-GAME STATISTICS


DATE	OPP	TKL	SOLO	ASST	TFL	SACKS	ST	FF	FR	INT	PD	
09/07	at Denver	2	2	0	0	0.0	0	0	0	0	0	
09/15	vs. Philadelphia	5	4	1	0	0.0	0	0	0	0	0	
09/21	at Jacksonville	2	1	1	0	0.0	0	0	0	0	0	
09/28	vs. Tennessee	3	1	2	0	0.0	1	0	0	0	0	
10/05	vs. Baltimore	3	1	2	0	0.0	0	0	0	0	0	
10/09	at Houston	0	0	0	0	0.0	0	0	0	0	0	
10/19	vs. Cincinnati	1	1	0	0	0.0	0	0	0	0	0	
10/26	at Pittsburgh	0	0	0	0	0.0	0	0	0	0	0	
11/03	at New York Giants				ina							
BYE WEEK												
11/16	vs. New England	0	0	0	0	0.0	0	0	0	0	0	
11/23	vs. Jacksonville	1	0	1	0	0.0	0	0	0	0	0	
11/30	vs. Washington	0	0	0	0	0.0	1	0	0	0	0	
12/07	at Cleveland	0	0	0	0	0.0	1	0	0	0	0	
12/14	vs. Houston	0	0	0	0	0.0	2	0	0	0	0	
12/21	at Dallas	1	1	0	0	0.0	0	0	0	0	0	
12/28	at Tennessee	5	3	2	1	0.5	0	0	0	0	0	
2014 totals:		23	14	9	1	0.5	5	0	0	0	0	
01/04	vs. Cincinnati	0	0	0	0	0.0	1	0	0	0	0	
01/11	at Denver	0	0	0	0	0.0	0	0	0	0	0	
Postseason totals:		0	0	0	0	0.0	1	0	0	0	0	

JASON MYERS

2

JASON MYERS

KICKER
5-10 190 LBS.
MARIST
BORN MAY 12, 1991
CHULA VISTA, CALIFORNIA
ACQ: FREE AGENT 2015
EXP: 3RD YEAR



TRANSACTIONS

Originally signed by Jacksonville as a first-year free agent on 3/3/15

PRO (Games played/started - 32/0)

- Spent time with Arizona and San Jose of the Arena Football League in 2014
- Assumed the team's kicking duties prior to the 2015 season

2016 (w/ JAX - 16/0)

Converted 27 of 34 field goals, the fourth-most made FGs in a single season in franchise history ... Kicked 60 touchbacks on 76 kickoffs for a league-best 78.9 touchback percentage (min. 10 attempts)

- 9/11 vs. G.B.:** Converted on FGs of 26, 39 and 50 yards and made both PATs for 11 total points
- 9/18 at S.D.:** Went 2-for-2 on PATs and missed a 54-yard FG attempt
- 9/25 vs. BAL:** Converted on a 49-yard FG and made two PATs
- 10/2 vs. IND:** Made FGs from 22, 46 and 49 yards and went 3-for-3 on PATs
- 10/16 at CHI:** Converted a 30-yard FG in the fourth quarter and went 2-for-2 on PATs
- 10/23 vs. OAK:** Converted on FGs of 23, 37, and 44 yards and made one his lone PAT for a total of 10 points
- 10/27 at TEN:** Converted two PAT attempts
- 11/6 at K.C.:** Converted two PAT attempts and missed a 54-yard FG attempt
- 11/13 vs. HOU:** Converted FGs of 54 and 44 yards, and made his lone PAT attempt
- 11/20 at DET:** Made FGs from 27 and 52 yards
- 11/27 at BUF:** Converted on all three PAT attempts
- 12/4 vs. DEN:** Converted on a 47-yard FG and one PAT attempt
- 12/11 vs. MIN:** Made 3-of-5 FG attempts, including a season-long 55-yarder in the second quarter
- 12/18 at HOU:** Converted on field goals of 26 and 50 yards and two PAT attempts
- 12/24 vs. TEN:** Converted on field goals of 29, 48, 50 and 56 yards
- 1/1 at IND:** Made 2-of-4 FG attempts and converted on two PAT attempts

2015 (w/ JAX - 16/0)

His 26 made FGs are the fourth-most in a season in franchise history and his 110 points scored (26 FGs, 32 PATs) are the fifth-most in a season in club history ... His 86.7 FG percentage is the highest career FG percentage in Jaguars history (min. 30 attempts) and the highest by a Jaguars first-year player

- 9/13 vs. CAR:** Converted his first NFL kick from 22 yards
- 9/20 vs. MIA:** Went three-for-three on field goal attempts, including a season-long 58-yarder as time expired in the first half and a 28-yard game-winner with 40 seconds remaining in the fourth quarter ... His 58-yard FG was also second-longest in franchise history
- 9/27 at N.E.:** Made a 40-yard FG and went 2-for-2 on PATs
- 10/4 at IND:** Went 2-for-4 on FGs and 1-for-1 on PATs
- 10/11 at T.B.:** Connected on a 31-yard attempt and went 4-for-4 on PATs
- 10/18 vs. HOU:** Went 2-for-3 on PAT attempts
- 10/25 vs. BUF:** Went 4-for-5 on PAT attempts
- 11/8 at NYJ:** Converted on field goal attempts from 45, 39 and 35 yards, and went 2-for-2 on PATs
- 11/15 at BAL:** Converted on 3-of-4 FGs, including the game-winning 53-yarder with no time left on the clock
- 11/19 vs. TEN:** Went 4-for-4 on FGs, converting on attempts from 20, 31, 32 and 36 yards
- 11/29 vs. S.D.:** Went 4-for-4 on FGs, converting on attempts from 22, 27, 28 and 55 yards
- 12/6 at TEN:** Went 3-for-5 on extra point attempts
- 12/13 vs. IND:** Converted on his only FG attempt from 46 yards and went 6-for-7 on extra points
- 12/20 vs. ATL:** Converted on two extra points and a 42-yard field goal
- 12/27 at N.O.:** Converted his only extra point attempt
- 1/3 at HOU:** Converted on field goal attempts from 43 and 34 yards

COLLEGE (at Marist, 2009-12)

- Four-year letterman who also served as team's punter as a senior
- As a senior, made 5 of 10 FGs in final season with a long of 40 yards and averaged 39.0 yards on 56 punts with 16 downed inside the 20

PERSONAL

- Attended Mater Dei Catholic (Calif.) High School
- Four-year letterman in football and soccer and also played baseball
- Named Mesa Kicker of the Year as a senior
- Named South Bay Kicker of the Year as a junior
- Played on the state championship soccer team as a senior and was named San Diego Division IV CIF Player of the Year
- Son of Donny and Mary Myers
- Fiancee: Katie Glomb
- Twitter handle is @JayMy_31

REGULAR SEASON CAREER STATISTICS

YEAR	TEAM	GP	PAT	ATT	FG	FGA	PCT	LG	PTS
2015	JAX	16	32	39	26	30	86.7	58	110
2016	JAX	15	29	32	27	34	79.4	56	110
NFL totals: 2 yrs.		31	61	71	53	64	82.8	58	220

CAREER HIGHS

	GAME	SEASON
PATs made:	6 (12/13/15 vs. IND)	32 (2015)
PAT attempts:	7 (12/13/15 vs. IND)	39 (2015)
Field goals made:	4 (three times, last: 12/24/16 vs. TEN)	26 (2015)
Field goal attempts:	4 (four times, last: 1/1/17 at IND)	30 (2015 & 2016)
Longest field goal:	58 (9/20/15 vs. MIA)	58 (2015)
Points:	14 (12/24/16 vs. Ten.)	110 (2015, 2016)

2016 GAME-BY-GAME STATISTICS

DATE	OPP	GP	PAT	ATT	FG	FGA	PCT	LG	PTS
09/11	vs. Green Bay	1	2	2	3	3	100.0	50	11
09/18	at San Diego	1	2	2	0	1	0.0	-	2
09/25	vs. Baltimore	1	2	2	1	2	50.0	49	5
10/02	vs. Indianapolis	1	3	3	3	3	100.0	49	12
BYE WEEK									
10/16	at Chicago	1	2	2	1	1	100.0	30	5
10/23	vs. Oakland	1	1	1	3	3	100.0	44	10
10/27	at Tennessee	1	2	2	0	0	0.0	-	2
11/06	at Kansas City	1	2	2	0	1	0.0	-	2
11/13	vs. Houston	1	1	1	2	2	100.0	54	7
11/20	at Detroit	1	1	2	2	2	100.0	52	7
11/27	at Buffalo	1	3	3	0	0	0.0	-	3
12/04	vs. Denver	1	1	1	1	1	100.0	47	4
12/11	vs. Minnesota	1	1	1	3	5	60.0	55	10
12/18	at Houston	1	2	2	2	2	100.0	50	8
12/24	vs. Tennessee	1	2	4	4	4	100.0	56	14
01/01	at Indianapolis	1	2	2	2	4	50.0	47	8
2016 totals:		15	29	32	27	34	79.4	56	110

2015 GAME-BY-GAME STATISTICS

DATE	OPP	GP	PAT	ATT	FG	FGA	PCT	LG	PTS
09/13	vs. Carolina	1	0	1	1	2	50.0	22	3
09/20	vs. Miami	1	2	2	3	3	100.0	58	11
09/27	at New England	1	2	2	1	1	100.0	40	5
10/04	at Indianapolis	1	1	1	2	4	50.0	32	7
10/11	at Tampa Bay	1	4	4	1	1	100.0	31	7
10/18	vs. Houston	1	2	3	0	0	0.0	0	2
10/25	vs. Buffalo	1	4	5	0	0	0.0	0	4
BYE WEEK									
11/08	at N.Y. Jets	1	2	2	3	3	100.0	45	11
11/15	at Baltimore	1	1	1	3	4	75.0	53	10
11/19	vs. Tennessee	1	1	1	4	4	100.0	36	13
11/29	vs. San Diego	1	1	2	4	4	100.0	51	13
12/06	at Tennessee	1	3	5	0	0	0.0	0	3
12/13	vs. Indianapolis	1	6	7	1	1	100.0	46	9
12/20	vs. Atlanta	1	2	2	1	1	100.0	42	5
12/27	at New Orleans	1	1	1	0	0	0.0	0	1
01/03	at Houston	1	0	0	2	2	100.0	43	6
2015 totals:		16	32	39	26	30	86.7	58	110

YANNICK NGAKOUE

91 YANNICK NGAKOUE

DEFENSIVE END

6-2 246 LBS.

MARYLAND

BORN MARCH 31, 1995

BOWIE, MARYLAND

ACQ: 3RD ROUND OF 2016 DRAFT (69TH)

EXP: 2ND YEAR



TRANSACTIONS

Originally drafted by Jacksonville in the third round (69th overall) of the 2016 NFL Draft

PRO (Games played/started - 16/15)

- Made his NFL debut in team's season opener in 2016
- Owns the franchise rookie record for sacks in a single season (8.0)

2016 (w/ JAX - 16/15)

One of two Jaguars rookies (**Jeremy Mincey**) to post 8.0-plus sacks, four-plus forced fumbles and at least one INT in a single season ... Finished second in the NFL behind S.D.'s **Joey Bosa** with 8.0 sacks by a rookie ... Joins K.C.'s **Tamba Hali** (2006), BAL's **Terrell Suggs** (2003), CAR's **Julius Peppers** (2002) and S.F.'s **Charles Haley** (1986) as the only rookies to post 8.0-plus tackles, four-plus forced fumbles and at least one INT in their rookie season

- **9/11 vs. G.B.:** Made two tackles (one solo) in NFL and Jaguars debut
- **9/18 at S.D.:** Made his first career start at LEO and made three tackles (two solo), including his first career sack-fumble in the second quarter
- **9/25 vs. BAL:** Registered his second consecutive game with a sack-fumble ... One of three players to register a sack and a forced fumble in consecutive games this season, joining BUF's **Lorenzo Alexander** and WAS' **Trent Murphy**
- **10/2 vs. IND:** Registered four tackles, including 1.0 sack, as well as his first career interception and third career forced fumble ... Only NFL player this season to register a sack, forced fumble and an interception in the same game
- **10/16 at CHI:** Started at LEO and made 1.0 sack, becoming the first rookie in team history to register a sack in four consecutive games ... Fourth player in Jaguars history to register a sack in four consecutive games (**Tony Brackens**, **Rob Meier** and **Gary Walker**)
- **10/23 vs. OAK:** Started at LEO and totaled two solo tackles
- **10/27 at TEN:** Started at LEO and recorded a QB hit
- **11/6 at K.C.:** Started at LEO and made one solo tackle and three QB hits
- **11/13 vs. HOU:** Started at LEO, making one solo tackle and one pass defended
- **11/20 at DET:** Started at LEO and tallied one solo tackle, a five-yard sack of QB **Matthew Stafford**
- **11/27 at BUF:** Started at LEO and picked up his sixth sack of the season, along with two tackles (one solo)
- **12/4 vs. DEN:** Started at LEO and exited the game with an ankle injury
- **12/11 vs. MIN:** Started at LEO and made one solo tackle and registered a forced fumble
- **12/18 at HOU:** Started at LEO and made one solo tackle
- **12/24 vs. TEN:** Started at LEO and registered 1.0 sack, with seventh sack tying team record for a rookie
 - **1/1 at IND:** Started at LEO and registered two solo tackles, 1.0 sack and one tackle for a loss ... His eighth sack of the season to break rookie record held by Tony Brackens (7 in 1996)

COLLEGE (at Maryland, 2013-15)

- As a senior, selected First Team All-Big Ten by coaches and media
- Set Maryland's single-season sack record (13.5), breaking a record set by Mark Duda (1982) and Bruce Palmer (1978)
- Ranked second nationally in sacks per game
- Appeared in all 13 games as a true freshman

PERSONAL

- Son of Marlene Chantelly
- Honor roll student
- Worked as a volunteer with the homeless and helped mentor children
- Majored in African American studies
- Attended Friendship Collegiate Academy (Washington, D.C.)
- Named a first team Parade All-America and the 2012 D.C. Gatorade Player of the Year
- Rated a four-star recruit by Rivals, No. 11 OLB
- Helped lead the school to the DCSAA title as a senior

REGULAR SEASON CAREER STATISTICS

YEAR	TEAM	GP/GS	TKL	SOLO	ASST	SACKS	FF	FR	PD	TFL
2016	JAX	16/15	23	20	3	8.0*	4	0	2	6
NFL totals: 1 yr.		16/15	23	20	3	8.0	4	0	2	6

*Team rookie record

2016 GAME-BY-GAME STATISTICS

DATE	OPP	TKL	SOLO	ASST	ST	SACKS	FF	FR	PD	TFL
09/11	vs. Green Bay	2	1	1	0	0.0	0	0	0	0
09/18	at San Diego	3	2	1	0	1.0	1	0	0	0
09/25	vs. Baltimore	1	1	0	0	1.0	1	0	0	0
10/02	vs. Indianapolis	4	4	0	0	1.0	1	0	1	1
BYE WEEK										
10/16	at Chicago	1	1	0	0	1.0	0	0	0	1
10/23	vs. Oakland	2	2	0	0	0.0	0	0	0	0
10/27	at Tennessee	0	0	0	0	0.0	0	0	0	0
11/06	at Kansas City	1	1	0	0	0.0	0	0	0	0
11/13	vs. Houston	1	1	0	0	0.0	0	0	1	0
11/20	at Detroit	1	1	0	0	1.0	0	0	0	1
11/27	at Buffalo	2	1	1	0	1.0	0	0	0	1
12/04	vs. Denver	0	0	0	0	0.0	0	0	0	0
12/11	vs. Minnesota	1	1	0	0	0.0	1	0	0	0
12/18	at Houston	1	1	0	0	0.0	0	0	0	0
12/24	vs. Tennessee	1	1	0	0	1.0	0	0	0	1
31/01	at Indianapolis	2	2	0	0	1.0	0	0	0	1
2016 totals:		23	20	3	0	8.0	4	0	2	6

Additional statistics: One interception on 10/2 vs. IND, seven-yard return

TAUREAN NIXON

43

TAUREAN NIXON

CORNERBACK

5-10 187 LBS

TULANE

BORN FEBRUARY 7, 1991

BATON ROUGE, LOUISIANA

ACQ: WAIVERS (DEN) 2017

EXP: 1ST YEAR



TRANSACTIONS

Originally drafted by Denver in the seventh round (251st overall) in the 2015 NFL Draft ... Waived on 9/5/15 ... Signed by Denver to the practice squad on 9/7/15 ... Signed with Denver on 1/19/16 ... Waived on 9/3/16 ... Signed by Denver to the practice squad on 9/4/16 ... Promoted to the active roster on 11/5/16 ... Waived 11/21/16 ... Signed by Denver to the practice squad on 11/23/16 ... Promoted to the active roster on 12/28/16 ... Signed with Jacksonville on 6/16/17

PRO (Games played/started - 2/0)

First-year CB has seen action in two games with Denver and spent majority of 2015 and 2016 seasons on the club's practice squad

2016 (w/ DEN - 2/0)

Saw action in two games (at OAK & vs. OAK) and totaled one solo tackle

2015 (w/ DEN - 0/0)

Spent the season on the practice squad

COLLEGE (at Memphis 2010-2011; at Tulane 2013)

- Totaled 92 tackles (71 solo), two INTs, nine passes defended, one forced fumble and one fumble recovery
- Started 13 of 18 games at Memphis and recorded 48 tackles (38 solo), one forced fumble and four passes defended
- Saw action in nine games at Tulane and totaled 61 tackles (49 solo), 2.5 tackles for loss, three pass break-ups, one interception and one forced fumble

PERSONAL

- Attended Souther Leb High School (Baton Rouge, La.)
- Led the school to three state playoffs appearances en route to first-team all-state, all-metro and all-district honors
- Starred for the school's track team, claiming the state titles in the 4x100 and 4x200 relays and the 100-meter dash in addition to second place in the 200-meter dash as a senior
- Nixon's first name is pronounced "Torian"

BRAD NORTMAN

3

BRAD NORTMAN

PUNTER

6-2 214 LBS.


WISCONSIN

BORN SEPTEMBER 12, 1989

BROOKFIELD, WISCONSIN

ACQ: UFA (CAROLINA) 2016

EXP: 6TH YEAR



TRANSACTIONS

Originally selected by Carolina in the sixth round (207th overall) of the 2012 NFL Draft ... Signed as an unrestricted free agent by Jacksonville on 3/10/15

PRO (Games played/started - 80/0, 6/0)

- Sixth-year punter has played in Carolina and Jacksonville
- Played in six postseason games, including Super Bowl 50

2016 (w/ JAX - 16/0)

- **9/11 vs. G.B.:** Made Jaguars debut and punted twice for 125 yards (62.5 net avg.) and downed both inside the 5-yard line ... His 67-yard punt is the seventh-longest in franchise history
- **9/18 at S.D.:** Punted four times for 179 yards (44.8 avg.), including downing two punts inside the 20
- **9/25 vs. BAL:** Punted six times for 249 yards (41.5 avg.), including two punts downed inside the 20
- **10/2 vs. IND:** Punted five times for 269 yards (53.8 avg.), including a career-long 78-yard punt in the fourth quarter, the second-longest punt in Jaguars franchise history (Bryan Barker, 83) and longest in the NFL this season ... Had one punt downed inside the 20
- **10/16 at CHI:** Punted five times for 275 yards (55.0 avg.), including a 52.2 net avg. ... Downed two punts inside the 20, including his 100th career punt inside the 20
- **10/23 vs. OAK:** Punted five times for 239 yards (47.8 avg.) including a long punt of 56 yards
- **10/27 at TEN:** Punted six times for 275 yards (45.8 avg.) and downed one punt inside the 20
- **11/6 at K.C.:** Punted four times for 167 yards (41.8 avg.) and downed one punt inside the 20 ... Tallied one special teams tackle
- **11/13 vs. HOU:** Punted three times for 115 yards
- **11/20 at DET:** Punted six times for 245 yards (40.8 avg.) and downed a career-high four punts inside the 20
- **11/27 at BUF:** Punted six times for 273 yards (45.5 avg., 31.7 net avg.), including two punts downed inside the 20 and a long of 61
- **12/4 vs. DEN:** Punted eight times for 369 yards (46.1 avg., 41.1 net avg.), including a career-high-tying four downed inside the 20 and long of 65
- **12/11 vs. MIN:** Punted four times for 163 yards (40.8 avg., 38.5 net avg.), including one downed inside the 20
- **12/18 at HOU:** Punted six times for 315 yards (52.5 avg., 46.2 net avg.) including a long punt of 67 yards
- **12/24 vs. TEN:** Punted three times for 143 yards (47.7 avg., 48.3 net avg.)
- **1/1 at IND:** Punted four times for 188 yards (47.0 avg., 42.0 net avg.), landing three inside the 20-yard line

2015 (w/ CAR - 16/0, 3/0)

Played in all 16 games, including three playoff contests ... Season totals include 70 punts for 3,175 yards (45.4 avg.), including a 39.8 net average ... Downed 20 punts inside the 20

- **9/20 vs. HOU:** Punted five times for 377 yards for a season-best 53.9 average
- **11/15 at TEN:** Punted four times for a season-high 47.3 net average
- **02/07 vs. DEN:** Punted seven times for 315 yards (45.0 avg.) in Super Bowl 50

2014 (w/ CAR - 16/0, 2/0)

Played in all 16 games, including two postseason games ... Generated a gross average of 44.9 yards and net average of 36.5 yards with a career-high 26 punts inside the 20, five touchbacks, two blocks and a long of 72 yards on 72 punts ... Served as holder on extra points and field goals

- **10/19 at G.B.:** Compiled a season-high 53.9-yard gross average, the second highest of his career, on a season-high seven punts
- **11/16 vs. ATL:** Equaled second-longest punt in team history and matched career long with a 72-yard boot ... Produced a season-high 48.3-yard net average
- **1/3 vs. ARI:** Tied team record for the most punts inside the 20 in a postseason game with three

2013 (w/ CAR - 16/0, 1/0)

Played in all 16 games, including one playoff contest ... Set Carolina records with a gross average of 47.8 yards, which ranked second in the NFC and fourth in the NFL, and net average of 41.6 yards, which ranked fourth in the NFC and fifth in the NFL

... Punted 70 times with a career-high 25 inside the 20, five touchbacks and a career long of 72 yards

- **11/24 at MIA:** Established a Carolina single-game record with a 56.7-yard gross average on seven punts ... Uncorked a career-long 72-yard punt, matching the second-longest punt in team history
- **12/22 vs. N.O.:** Generated a season-high net average of 47.0 yards on a season-high eight punts with two inside the 20 ... Pinned the Saints at their 2-yard line and 3-yard line
- Named NFC Special Teams Player of the Month for December, compiling a 48.1 gross average and 44.0-yard net average with eight inside the 20 and had at least one punt longer than 50 yards in all five games

2012 (w/ CAR - 16/0)

Recorded a gross average of 43.0 yards and net average of 36.5 yards with 20 punts inside the 20, seven touchbacks, one block of 63 yards on 76 punts

- **10/7 vs. SEA:** Booted a career-long 63-yard punt
- **11/4 at WAS:** Landed a season-high three punts inside the 20
- **11/11 vs. DEN:** Produced a season-high 50.1-yard gross average on a career-high nine punts
- **12/23 vs. OAK:** Generated a season-high 48.3-yard net average

COLLEGE (at Wisconsin, 2008-11)

- Played in 52 games, taking over the Badgers' punting duties as a freshman
- Generated gross average of 42.1 yards and net average of 36.7 yards with 69 punts inside the 20, 19 touchbacks, four blocks and long of 76 yards on 199 punts, the fourth most in school history
- Gross average ranks as the third highest in UW history
- Thirty five punts traveled more than 50 yards and 53 resulted in fair catches
- Majored in accounting

PERSONAL

- Attended Central High School in Brookfield, Wis.
- Ranked as the No. 4 punter in the nation by Rivals.com and No. 8 by Scout.com
- Parents are William and Jane Nortman
- Married to wife, Lexi
- Twitter handle is @BradNortmanisms



REGULAR SEASON CAREER STATISTICS

YEAR	TEAM	GP	PUNTS	YARDS	GROSS AVG.	FC	NET AVG.	IN 20	LG	BLK
2012	CAR	16	76	3,267	43.0	20	36.5	20	63	1
2013	CAR	16	72	3,428	47.8	13	41.6	23	72	0
2014	CAR	16	80	3,542	44.9	20	36.5	30	72	2
2015	CAR	16	85	3,797	45.4	19	39.8	23	65	0
2016	JAX	16	77	3,589	46.6	19	39.5	27	78	0
NFL totals: 5 yrs.		80	365	16,111	45.5	89	38.7	118	78	3



CAREER HIGHS

	GAME	SEASON
Punts:	9 (11/11/12 vs. Denver)	85 (2015)
Yards:	451 (11/11/12 vs. Denver)	3,797 (2015)
Gross average:	62.5 (9/11/16 vs. Green Bay)	47.8 (2013)
Net average:	62.5 (9/11/16 vs. Green Bay)	41.6 (2013)
Inside the 20:	4 (two times, last: 12/4/16 vs. DEN)	30 (2014)
Long:	78 (10/2/16 vs. Indianapolis)	78 (2016)



2016 GAME-BY-GAME STATISTICS

DATE	OPP	PUNTS	YARDS	GROSS AVG.	FC	NET AVG.	IN 20	LG	BLK	
09/11	vs. Green Bay	2	125	62.5	0	62.5	2	67	0	
09/18	at San Diego	4	179	44.8	0	39.5	2	56	0	
09/25	vs. Baltimore	6	249	41.5	2	38.2	2	49	0	
10/02	vs. Indianapolis	5	269	53.8	1	46.2	1	78	0	
BYE WEEK										
10/16	at Chicago	5	275	55.0	1	52.2	2	60	0	
10/23	vs. Oakland	5	239	47.8	0	39.6	0	56	0	
10/27	at Tennessee	6	275	45.8	1	41.0	1	60	0	
11/06	at Kansas City	4	167	41.8	1	25.3	1	47	0	
11/13	vs. Houston	3	115	38.3	0	12.7	0	48	0	
11/20	at Detroit	6	245	40.8	3	31.7	4	54	0	
11/27	at Buffalo	6	273	45.5	1	31.7	2	61	0	
12/04	vs. Denver	8	369	46.1	3	41.1	4	65	0	
12/11	vs. Minnesota	4	163	40.8	0	38.5	1	54	0	
12/18	at Houston	6	315	52.5	2	46.2	1	67	0	
12/24	vs. Tennessee	3	143	47.7	1	48.3	1	55	0	
01/01	at Indianapolis	4	188	47.0	3	42.0	3	52	0	
2016 totals:		77	3,589	46.6	19	39.5	27	78	0	

Additional statistics: one special teams tackle on 11/6 at K.C.

BRAD NORTMAN

2015 GAME-BY-GAME STATISTICS

DATE	OPP	PUNTS	YARDS	GROSS AVG.	FC	NET AVG.	IN 20	LG	BLK
09/13	at Jacksonville	4	179	44.8	2	37.5	2	56	0
09/20	vs. Houston	7	377	29.9	0	42.7	0	65	0
09/27	vs. New Orleans	4	173	43.3	1	22.8	1	55	0
10/04	at Tampa Bay	4	154	38.5	1	29.8	2	56	0
BYE WEEK									
10/18	at Seattle	5	243	48.6	1	43.0	1	59	0
10/25	vs. Philadelphia	4	157	39.3	2	38.8	3	45	0
11/02	vs. Indianapolis	7	293	41.9	2	39.6	1	61	0
11/08	vs. Green Bay	6	289	48.2	1	45.2	0	60	0
11/15	at Tennessee	4	189	47.3	2	47.3	2	63	0
11/22	vs. Washington	4	207	51.8	1	46.0	1	56	0
11/26	at Dallas	2	80	40.0	1	36.0	1	58	0
12/06	at New Orleans	3	114	38.0	1	35.7	1	45	0
12/13	vs. Atlanta	4	196	49.0	0	46.5	0	65	0
12/20	at N.Y. Giants	7	318	45.4	3	40.9	1	59	0
12/27	at Atlanta	3	130	43.3	1	36.7	2	63	0
01/03	vs. Tampa Bay	2	76	38.0	1	38.0	2	51	0
2015 totals:		70	3,175	45.4	19	39.8	20	65	0
01/17	vs. Seattle	5	188	37.6	3	36.0	2	46	0
01/24	vs. Arizona	3	119	39.7	1	39.0	0	44	0
02/07	at Denver	7	315	45.0	4	33.4	1	61	0
Postseason totals:		15	622	41.5	8	35.4	3	61	0

2014 GAME-BY-GAME STATISTICS

DATE	OPP	PUNTS	YARDS	GROSS AVG.	FC	NET AVG.	IN 20	LG	BLK
09/07	at Tampa Bay	6	282	47.0	1	37.7	2	54	0
09/14	vs. Detroit	6	269	44.8	2	36.2	1	57	0
09/21	vs. Pittsburgh	4	210	52.5	0	43.3	2	65	0
09/28	at Baltimore	4	194	48.5	2	39.0	0	58	0
10/05	vs. Chicago	5	241	48.2	1	38.2	2	62	0
10/12	at Cincinnati	1	38	38.0	0	38.0	0	38	0
10/29	at Green Bay	7	377	42.7	0	42.7	2	67	0
10/26	vs. Seattle	2	78	39.0	1	39.0	1	47	0
10/30	vs. New Orleans	6	253	41.8	4	41.8	3	58	0
11/10	at Philadelphia	7	333	35.4	2	35.4	1	59	0
11/16	vs. Atlanta	6	214	35.7	2	35.7	3	42	0
BYE WEEK									
11/30	at Minnesota	4	146	16.8	0	16.8	1	43	2
12/07	at New Orleans	4	158	22.5	0	22.5	2	49	0
12/14	vs. Tampa Bay	3	99	33.0	3	33.0	3	37	0
12/21	vs. Cleveland	4	199	43.8	2	43.8	1	60	0
12/28	at Atlanta	3	145	48.3	0	48.8	2	72	0
2014 totals:		72	3,236	44.9	20	37.5	26	72	2
01/03	vs. Arizona	4	149	37.3	2	32.3	3	49	0
01/10	at Seattle	4	157	39.3	3	37.0	1	48	0
Postseason totals:		8	306	38.2	5	34.6	4	49	0

2013 GAME-BY-GAME STATISTICS

DATE	OPP	PUNTS	YARDS	GROSS AVG.	FC	NET AVG.	IN 20	LG	BLK
09/08	vs. Seattle	5	239	47.8	0	38.2	2	57	0
09/15	at Buffalo	5	257	51.4	2	43.6	3	62	0
09/22	vs. N.Y. Giants	2	97	48.5	0	38.5	0	49	0
BYE WEEK									
10/06	at Arizona	4	195	48.8	0	38.8	1	63	0
10/13	at Minnesota	3	99	33.0	2	33.0	3	34	0
10/20	vs. St. Louis	3	154	51.3	0	42.7	1	56	0
10/24	at Tampa Bay	4	216	43.2	1	42.0	3	59	0
11/03	vs. Atlanta	3	128	42.7	1	37.3	2	57	0
11/10	at San Francisco	7	320	45.7	0	37.9	2	65	0
11/18	vs. New England	2	87	43.5	1	37.0	0	50	0
11/24	at Miami	7	397	56.7	0	46.6	0	72	0
12/01	vs. Tampa Bay	3	138	46.0	2	46.0	1	55	0
12/08	at New Orleans	5	227	45.4	1	42.0	1	57	0
12/15	vs. N.Y. Jets	2	92	46.0	0	46.0	1	52	0
12/22	vs. New Orleans	8	406	50.8	1	47.0	2	60	0
12/29	at Atlanta	6	292	48.7	2	39.7	3	64	0
2013 totals:		70	3,344	47.8	13	41.6	25	72	0
01/12	vs. San Francisco	2	84	42.0	2	42.0	1	51	0
Postseason totals:		2	84	42.0	2	42.0	1	51	0

2012 GAME-BY-GAME STATISTICS

DATE	OPP	PUNTS	YARDS	GROSS AVG.	FC	NET AVG.	IN 20	LG	BLK
09/09	at Tampa Bay	5	199	39.8	3	33.2	2	47	1
09/16	vs. New Orleans	5	229	45.8	1	35.8	2	58	0
09/20	vs. N.Y. Giants	3	125	41.7	1	33.0	1	44	0
09/30	at Atlanta	6	271	45.2	3	42.3	2	49	0
10/07	vs. Seattle	7	318	45.4	0	39.9	2	63	0
BYE WEEK									
10/21	vs. Dallas	6	248	41.3	2	38.5	2	55	0
10/28	at Chicago	3	77	25.7	0	22.0	0	36	0
11/04	at Washington	5	161	32.2	0	33.0	3	49	0
11/11	vs. Denver	9	451	50.1	1	36.2	1	59	0
11/18	vs. Tampa Bay	6	274	45.7	1	39.8	1	55	0
11/26	at Philadelphia	5	188	37.6	3	31.2	0	44	0
12/02	at Kansas City	4	184	46.0	2	39.5	1	51	0
12/09	vs. Atlanta	2	88	44.0	1	34.0	1	58	0
12/16	at San Diego	4	158	39.5	2	28.8	1	44	0
12/23	vs. Oakland	4	195	48.8	0	48.3	1	55	0
12/30	at New Orleans	2	101	50.5	0	41.0	0	54	0
2012 totals:		76	3,267	43.0	7	37.0	20	63	1

PATRICK OMAMEH

77 PATRICK OMAMEH

OFFENSIVE LINEMAN
6-4 327 LBS.
MICHIGAN
BORN DECEMBER 29, 1989
COLUMBUS, OHIO
ACQ: FREE AGENT 2016
EXP: 5TH YEAR



TRANSACTIONS

Originally signed with San Francisco as an undrafted rookie on 5/7/13 ... Signed by Tampa Bay from San Francisco's practice squad on 10/11/13 ... Waived by Tampa Bay on 9/4/15 ... Claimed off waivers by Chicago on 9/6/15 ... Signed with Jacksonville as a free agent on 6/2/16 ... Placed on injured reserve on 11/21/16

PRO (Games played/started - 41/33)

- Fifth-year OG has spent time with Tampa Bay, Chicago and Jacksonville
- Began career as an undrafted free agent with San Francisco in 2013

2016 (w/ JAX - 10/7)

Placed on injured reserve on 11/21/16 after starting seven of 10 games played

- **9/11 vs. G.B.:** Played five snaps on special teams in Jaguars debut
- **9/18 at S.D.:** Saw action at LT after **Kelvin Beachum** exited the game in the third quarter
- **9/25 vs. BAL:** Saw action on special teams
- **10/2 vs. IND:** Started as an extra offensive lineman and then played 58 snaps at LG after **Luke Joeckel's** knee injury
- **10/16 at CHI:** Started at LG
- **10/23 vs. OAK:** Started at LG
- **10/27 at TEN:** Started at LG
- **11/6 at K.C.:** Started at LG, helping the team rush for a season-high 205 yards
- **11/13 vs. HOU:** Started at LG
- **11/20 at DET:** Started at LG before exiting the game with a foot injury

2015 (w/ CHI - 14/9)

Appeared in 14 games (9 starts) at RG

2014 (w/ T.B. - 16/16)

Started all 16 games at RG

- **9/7 vs. WAS:** Made NFL debut and his first career start
- **9/14 vs. STL:** Started at right guard helping pave the way for Bobby Rainey's 144-yard rushing day
- **12/28 vs. NO:** Helped pave the way for 183 rushing yards by the Buccaneers, the most the team had recorded since 2013 (11/17/13 vs. Atlanta)

2013 (w/ T.B. - 0/0)

Inactive all 16 games

COLLEGE (at Michigan 2008-12)

- Started 41-of-45 games at Michigan (2008-12), including every game his final three seasons
- Earned first-team All-Big Ten honors as a senior
- Named to the 2012 Allstate AFCA Good Works Team

PERSONAL

- Attended St. Francis De Sales High School (Columbus, Ohio)
- Earned first-team all-state honors as a senior
- Born Patrick Omameh on December 29, 1989 in Columbus, Ohio

JERMEY PARNELL

78 JERMEY PARNELL

OFFENSIVE LINEMAN
6-6 326 LBS.
MISSISSIPPI
BORN JULY 20, 1986
BLYTHEVILLE, ARKANSAS
ACQ: UFA (DALLAS) 2015
EXP: 7TH YEAR



- **11/22 vs. WAS:** Made first career start

2011 (w/ DAL - 6/0)

Saw action in six games, mainly on special teams

2010 (w/ MIA - 0/0; w/ DAL - 0/0)

Spent the preseason with New Orleans before he was waived on final cuts ... Was claimed off waivers by Miami on Sept. 5 and waived on Sept. 25 ... Signed by New Orleans to practice squad on Sept. 28 before he was signed to Dallas' 53-man roster on Oct. 14 ... Was inactive for all 12 games with the Cowboys

2009 (w/ NO - ps)

Spent the entire regular season on New Orleans' practice squad after signing as a rookie free agent

COLLEGE (at Mississippi, 2006-09)

- Played only one season of collegiate football
- Saw action as a senior for the first time since eighth grade and played in five games as a defensive lineman
- Was a four-year letterman for the Rebels basketball team
- Played in 30 games with seven starts as a senior, averaging 3.7 points and 3.3 rebounds while ranking second on the team with 22 blocked shots
- Majored in art

PERSONAL

- Attended Gosnell High School in Arkansas
- Two-time first-team all-state selection in basketball
- Averaged 21 points, 13 rebounds, five assists and four blocks a game as a senior
- Played summer basketball in China in 2005 and 2006, and also played AAU for the Arkansas Wings

TRANSACTIONS

Originally signed by New Orleans as an undrafted rookie on 5/4/09 ... Waived on 9/4/09 ... Signed by New Orleans to the practice squad on 9/6/09 ... Waived on 9/4/10 ... Claimed off waivers by Miami on 9/5/10 ... Waived on 9/25/10 ... Signed by New Orleans to the practice squad on 9/28/10 ... Signed by Dallas to the 53-man roster on 10/24/10 ... Signed by Jacksonville as an unrestricted free agent on 3/11/15

PRO (Games played/started - 85/38)

- Seventh-year OT spent time with New Orleans, Miami and Dallas before signing with Jacksonville on 3/11/15
- Blocked for NFL's leading rusher RB **DeMarco Murray** in 2014 and did not allow a sack at RT
- Began career as an undrafted free agent with New Orleans in 2009

2016 (w/ JAX - 16/16)

Part of a unit that allowed the team's fewest sacks since 2007 (34)

- **9/11 vs. G.B.:** Started at RT in his 70th career game
- **9/18 at S.D.:** Started at RT
- **9/25 vs. BAL:** Started at RT
- **10/2 vs. IND:** Started at RT and played in all 72 offensive snaps, helping the team rush for 136 yards
- **10/16 at CHI:** Started at RT
- **10/23 vs. OAK:** Started at RT
- **10/27 at TEN:** Started at RT
- **11/6 at K.C.:** Started at RT, helping the team rush for a season-high 205 yards
- **11/13 vs. HOU:** Started at RT
- **11/20 at DET:** Started at RT and was part of an offensive line that did not allow a sack
- **11/27 at BUF:** Started at RT and helped the team rush for 183 yards
- **12/4 vs. DEN:** Started at RT and helped the team rush for 154 yards
- **12/11 vs. MIN:** Started at RT
- **12/18 at HOU:** Started at RT
- **12/24 vs. TEN:** Started at RT
- **1/1 at IND:** Started at RT, helping the team rush for 182 yards

2015 (w/ JAX - 15/15)

Played in 15 games with a career-high 15 starts at RT

- **9/13 vs. CAR:** Made his Jaguars debut at RT in team's season opener
- **9/20 vs. MIA:** Started at RT, helped the Jaguars rush for 123 yards and did not allow a sack
- **10/4 at IND:** Started at RT, helping RB **T.J. Yeldon** rush for 100+ yards
- **10/25 vs. BUF:** Started at RT, helping RB T.J. Yeldon rush for a season-high 115 yards
- **12/13 vs. IND:** Started at RT, helping the Jaguars rush for a season-high 154 yards

2014 (w/ DAL - 16/5)

Appeared in all 16 games with a career-high five starts at RT ... Also saw time on special teams and as extra OL in jumbo packages ... Had only one penalty for five yards ... Did not allow a sack ... Part of OL that ranked ninth in the NFL with 30 sacks allowed ... Blocked for Pro Bowl QB **Tony Romo** who led NFL in passer rating (113.2), completion percentage (69.9) and yards-per-attempt (8.52) ... Part of OL that blocked for NFL rushing leader RB **DeMarco Murray** who set franchise record with 1,845 rushing yards and NFL-high 2,261 yard from scrimmage ... Cowboys finished season ranked second in rushing yards per game (147.1)

- **10/19 vs. NYG:** Made first start of the season in place of OL **Doug Free** and blocked for DeMarco Murray's seventh consecutive 100-yard game, the first player in NFL history with seven straight 100-yard games to open a season
- **1/4 vs. DET:** Made postseason debut with a start at RT

2013 (w/ DAL - 16/1)

Played in all 16 games for the second consecutive season and made one start ... Saw most of his action in jumbo packages and on special teams

2012 (w/ DAL - 16/1)

Saw action in all 16 games for the first time in his career ... Rotated series at RT with Doug Free for the last two months of the season

TYLER PATMON

37

TYLER PATMON

CORNERBACK
5-10 188 LBS
OKLAHOMA STATE
BORN JANUARY 26, 1991
ROUND ROCK, TEXAS
ACQ: FREE AGENT 2017
EXP: 3RD YEAR



TRANSACTIONS

Signed as an undrafted rookie by Dallas on 5/21/14 ... Waived on 12/15/15 ... Signed by Miami to the practice squad on 12/17/15 ... Promoted to the active roster on 12/26/15 ... Waived on 7/31/16 ... Claimed off waivers by Tennessee on 8/1/16 ... Waived on 8/30/16 ... Signed by Kansas City to the practice squad on 10/20/16 ... Waived on 11/2/16 ... Signed by Kansas City to the practice squad on 11/8/16 ... Waived on 11/9/16 ... Signed by Carolina to the practice squad on 11/22/16 ... Promoted to the active roster on 1/2/17 ... Waived by Carolina 5/1/17 ... Signed by Jacksonville as a free agent on 5/22/17

PRO (Games played/started - 24/2)

Third-year CB has played in 24 games with two starts with Dallas and Miami

2016 (w/ K/C & CAR - ps)

Attended training camp with Tennessee and was waived during the preseason ... Had stints on the practice squads in Kansas City and Carolina ... Spent Weeks 7-8 and part of Week 10 on the Chiefs' practice squad and Weeks 12-17 on the Panthers' practice squad

2015 (w/ DAL - 11/2; w/ MIA - 2/0)

Played in 13 games with two starts with Dallas and Miami in addition to spending one game on the Dolphins' practice squad ... Totaled 15 tackles and six passes defended, all with the Cowboys

- **9/20 at PHI:** Made his first NFL start

2014 (w/ DAL - 11/0, 2/0)

Played in 11 regular-season contests and was inactive for five games ... Posted six tackles, one INT (returned for TD), one pass defended and contributed five special teams tackles ... Played in the NFC wild-card game versus Detroit and NFC divisional playoff at Green Bay

COLLEGE (at Oklahoma State, 2013; Kansas, 2010-12)

- Finished career at Oklahoma State after transferring from Kansas following graduation with one season of eligibility remaining
- Totaled 176 tackles, 15.5 tackles for loss, seven INTs, 2.0 sacks, 31 passes defended, one forced fumble and two fumble recoveries in 48 games with 33 starts for the Cowboys and Jayhawks
- As a senior at OSU, played in 13 games and produced 30 tackles, four tackles for loss, one INT and tied for the team lead with nine passes defended along with one forced fumble and one fumble recovery (returned 78 yards for a TD)

PERSONAL

- Attended Vista Ridge High School in Cedar Park, Texas

REGULAR SEASON CAREER STATISTICS

DATE	TEAM	GP/GS	TKL SOLO	ASST	TFL	SACKS	ST	FF	FR	INT	PD
2014	DAL	11/0	8 7	1	0	0.0	0	0	0	1	1
2015	DAL	11/2	13 11	2	0	0.0	0	0	0	0	6
2015	DET	2/0	0 0	0	0	0.0	0	0	0	0	0
NFL totals:		4 yrs. 24/2	21 18	3	0	0.0	0	0	0	1	7

Additional statistics: two kick returns for 26 yards in 2015 with Dallas

CAREER HIGHS

	GAME	SEASON
Tackles:	6 (12/29/13 at N.E.)	23 (2014)
Sacks:	1.0 (fives times; last: 9/27/15 at MIA)	3.0 (2014)
Forced fumbles:	1 (two times, last: 9/27/15 at MIA)	1 (2013, '14)
Fumble recoveries:	1 (10/26/14 at NYJ)	1 (2014)

LARRY PINKARD

18

LARRY PINKARD

WIDE RECEIVER

6-0 196 LBS

OLD DOMINION

BORN FEBRUARY 25, 1992

WASHINGTON D.C.

ACQ: FREE AGENT 2017

EXP: 1ST YEAR



TRANSACTIONS

Originally signed by Green Bay as undrafted rookie on 5/28/15 ... Waived by Green Bay on 9/5/15 ... Signed by Oakland to the practice squad on 12/15/15 ... Signed by Jacksonville on 4/17/17

COLLEGE (at Old Dominion, 2010-13)

- His 160 career receptions are third most in school history and his 2,338 receiving yards are second in school history
- In 2013, started all 12 games at wide receiver and led the team with 68 receptions for 1,020 yards and nine touchdowns
- His 68 receptions were the second most in a single-season by a receiver and he is just the second ODU receiver to record a 1,000-yard season
- Had 55 receptions for 830 yards and seven touchdowns in 2012, which was third on the team in receiving yards and tied for second in touchdowns

PERSONAL


- Attended Ballou High School (Washington D.C.) and was second-team All-Met and All-District DCIAA East Offense
- Son of Larry Green and Michele Pinkard-Green and also has two sisters, Lashelle and LaTonya, and two brothers, Jacqua and Ayinde

PAUL POSLUSZNY

51 PAUL POSLUSZNY



LINEBACKER
6-2 232 LBS.
PENN STATE
BORN OCTOBER 10, 1984
ALIQUIPPA, PENNSYLVANIA
ACQ: UFA (BUFFALO) 2011
EXP: 11TH YEAR



TRANSACTIONS

Originally drafted by Buffalo in the second round (34th overall) of the 2007 draft ... Signed by Jacksonville as an unrestricted free agent on 7/29/11

PRO (Games played/started - 129/129)

- 11th-year LB is in his sixth season with the Jaguars
- Has registered 918 tackles as a Jaguar, the second-most in franchise history
- Voted to Pro Bowl in 2013
- Owns two of the four highest tackle totals in Jaguars history as he compiled 192 tackles in 2011, the fourth-most for a season
- Has registered five-plus tackles in 31 consecutive games (dating back to Week 7 in 2014), the NFL's second-longest active streak, during which he has totaled 278 tackles (9.0 tackles per game)

2016 (w/ JAX - 16/16)

Started and played all 16 games at MLB ... Led the team with 133 tackles (97 solo), the eighth time in the last nine seasons that he's tallied 100-plus tackles

- **9/11 vs. G.B.:** Made five tackles (four solo) at MLB in the team's season opener
- **9/18 at S.D.:** Started at MLB and tallied a team-high 11 tackles (six solo)
- **9/25 vs. BAL:** Posted a team-high 12 tackles (10 solo) and his 15th career INT
- **10/2 vs. IND:** Started at MLB and recorded seven tackles (five solo) and a tackle for a loss ... Posted his second career multi-sack game (1.5 sacks)
- **10/16 at CHI:** Led the team with 11 tackles (10 solo), including one tackle for loss
- **10/23 vs. OAK:** Finished second on the team with eight tackles (seven solo), including one tackle for loss
- **10/27 at TEN:** Finished third on the team with 10 tackles (six solo)
- **11/6 at K.C.:** Led the team with 10 tackles (six solo) and registered one QB hit
- **11/13 vs. HOU:** Started at MLB and tallied five tackles (four solo)
- **11/20 at DET:** Started at MLB and made six tackles (five solo), including one tackle for loss
- **11/27 at BUF:** Started at MLB and tallied six tackles (five solo), including two tackles for loss
- **12/4 vs. DEN:** Started at MLB and made six solo tackles
- **12/11 vs. MIN:** Started at MLB and made 10 tackles (eight solo), including one tackle for loss
- **12/18 at HOU:** Started at MLB and recorded 11 tackles (five solo) ... With his seventh tackle of the game, Posluszny became the second Jaguar in team history to record 900 tackles, joining Daryl Smith (1,089) as the only two players to record at least 900 tackles in a Jaguars uniform
- **12/24 vs. TEN:** Started at MLB and recorded a team-high nine tackles (seven solo) and one pass defended
- **1/1 at IND:** Started at MLB and recorded five tackles (two solo), a tackle for a loss and one pass defended

2015 (w/ JAX - 14/14)

Started and played in 14 games, missing two games because of ankle and hand injuries ... Led the team with 133 tackles (103 solo), the seventh time in the last eight seasons that he's tallied 100+ tackles ... Tied for the team lead (LB **Telvin Smith**) with 13 tackles for loss, the most by a Jaguars LB since LB **Kevin Hardy's** 13 tackles for loss in 1999 ... Tied a career-high with three INTs

- **9/13 vs. CAR:** In his 100th game and start, made nine tackles (eight solo) and recorded a 19-yard interception return in the second quarter
- **9/20 vs. MIA:** Made seven solo tackles and registered one QB hurry
- **9/27 at N.E.:** Made a game-high 18 tackles (14 solo)
- **10/18 vs. HOU:** Made 10 tackles (nine solo), including two tackles for loss
- **10/25 vs. BUF:** Made seven tackles (six solo), including one tackle for loss ... Added his 13th career interception
- **11/8 at NYJ:** Made seven tackles (three solo), including one tackle for loss
- **11/15 at BAL:** Was second on the team with 10 tackles (six solo) and recorded one pass defended
- **11/29 vs. S.D.:** Led the team with 11 tackles (11 solo), including a season-high three tackles for loss
- **12/6 at TEN:** Led the team with 13 tackles (10 solo), including two tackles for loss ... Exited the game in the fourth quarter with a hand injury
- **12/20 vs. ATL:** Tallied a team-high 10 tackles (nine solo), including two tackles for loss, one interception and one pass defended
- **12/27 at N.O.:** Posted nine tackles (seven solo), and 1.0 sack and one pass defended

- **1/3 at HOU:** Started at MLB and made 10 tackles (four solo)

2014 (w/ JAX - 7/7)

Started the first seven games at MLB before suffering a season-ending torn pectoral muscle on Oct. 19 vs. Cleveland ... Ranked fifth on the club with 69 tackles (47 solo), two sacks, one pass defended, two tackles for loss, three QB hits and one fumble recovery

- **9/7 at PHI:** Started at MLB in season-opener and paced team with 12 tackles (11 solo) ... Left the game in the third quarter with a knee injury but returned to the game
- **9/14 at WAS:** Ranked second on the team with seven tackles (four solo)
- **9/21 at IND:** Led team with 11 tackles (seven solo)
- **9/28 at S.D.:** Registered a game-high 11 tackles (9 solo)
- **10/5 vs. PIT:** Totaled a team-high 12 tackles (nine solo) along with one sack, one tackle for loss, one QB hit and a pass defended
- **10/19 vs. CLE:** Registered a game-high 12 tackles (five solo) along with one sack, one tackle for loss, one QB hit and one fumble recovery ... Suffered a torn pectoral muscle in the second half
- **10/21:** Placed on injured reserve

2013 (w/ JAX - 15/15)

Replaced injured LB **NaVarro Bowman** on the Pro Bowl roster ... Started 15 games at LB and led the Jaguars for the third consecutive season with 161 tackles (121 solo) and tied for team lead with two INTs ... The 161 tackles ranked second in the NFL ... Added a career-high 3.0 sacks and 10 passes defended along with six tackles for loss, two forced fumbles, one fumble recovery and seven QB pressures ... Played 1,038 snaps, the second-most on the team

- **9/15 at OAK:** Posted nine tackles, one sack, one QB hit and one pass defended ... Sacked QB **Terrelle Pryor** in the fourth quarter
- **9/22 at SEA:** Registered a game-high 12 tackles (five solo) along with an INT, one tackle for loss and one pass defended ... Intercepted QB **Russell Wilson** in the third quarter to set up a Jaguars TD
- **10/13 at DEN:** Intercepted QB **Peyton Manning** with 36 seconds remaining in the first half and returned it 59 yards for his first career TD ... Marked the fourth-longest return in team history and longest by a LB
- **10/20 vs. S.D.:** Totaled a season-high 14 tackles (13 solo)
- **10/27 vs. S.F.:** Made a team-high 12 tackles (10 solo)
- **11/10 at TEN:** Forced a fumble of RB **Chris Johnson** on the first play from scrimmage and recovered it to set up a Jaguars TD
- **11/17 vs. ARI:** Inactive (concussion), marking first missed game as a Jaguar
- **11/24 at HOU:** Returned to the lineup and posted a game-high 14 tackles (11 solo) along with two tackles for loss, one QB hit and one pass defended
- **12/1 at CLE:** Paced team with 11 tackles (seven solo), two tackles for loss, a half sack, one QB hit and one pass defended. Split a sack with DE **Jason Babin** in the third quarter
- **12/5 vs. HOU:** Posted double-digit tackles for the third straight game, finishing with a team-high 13 stops (10 solo) along with one tackle for loss and one QB hit
- **12/15 vs. BUF:** Led team with 13 tackles (nine solo) including a sack of QB **E.J. Manuel** in the first quarter ... Set single-season career-high for sacks (2.5)
- **12/22 vs. TEN:** Tallied a game-high 13 tackles (10 solo), his fifth straight game with double-digit tackles ... Split a sack of QB **Ryan Fitzpatrick** with DT **Abry Jones** in the first quarter

2012 (w/ JAX - 16/16)

Started all 16 games for the second consecutive season and third time overall ... Led team with a single-season franchise record 231 tackles, surpassing the previous mark of 230 set by LB **Hardy Nickerson** in 2001 ... Matched his career-high two sacks and three INTs ... Added two forced fumbles and four passes defended ... Had double-digit tackles in 15 of 16 games

- **9/9 at MIN:** Registered 16 tackles (10 solo) with one tackle for loss
- **9/16 vs. HOU:** Logged 17 tackles (10 solo) with one tackle for loss
- **9/23 at IND:** Intercepted a QB **Andrew Luck** pass in the third quarter and returned it 13 yards before a lateral to S **Dawan Landry** added nine yards
- **11/4 vs. DET:** Led team with 17 tackles (12 solo)
- **11/18 at HOU:** Forced an RB **Arian Foster** fumble in the third quarter, intercepted QB **Matt Schaub** in the fourth quarter and finished with a team-high 18 tackles
- **11/25 vs. TEN:** Caused an RB **Chris Johnson** fumble in the fourth quarter
- **12/2 at BUF:** Intercepted QB **Ryan Fitzpatrick** in the second quarter and made a team-high 13 tackles (five solo) with two QB pressures
- **12/9 vs. NYJ:** Totaled a team-high 17 tackles (10 solo)
- **12/16 at MIA:** Registered a career-high 21 tackles (15 solo), tied for the fifth-most in franchise history
- **12/23 vs. N.E.:** Had 11 tackles (eight solo) with two QB pressures
- **12/30 at TEN:** Totaled 13 tackles (nine solo) with a career-high two sacks, two tackles for loss and one pass defended

2011 (w/ JAX - 16/16)

Started all 16 games at MLB in his first season with the Jaguars ... Led club with 192 tackles (132 solo) and ranked second with nine tackles for loss ... The 192 tackles ranked as second-most in franchise history and marked his fourth straight season with 100-plus tackles ... Tied for the team-lead with two INTs ... Added seven QB pressures, one forced fumble, two passes defended and two sacks ... Played

PAUL POSLUSZNY

major role on defense that ranked sixth in the NFL (313.0-yard average), the highest ranking for the club since 2006 (2nd) ... Recorded double-digit tackles in 11 of 16 games

- **9/11 vs. TEN:** Did not miss a snap and had four tackles and one pass defended in his Jaguars debut
- **9/18 at NYJ:** Led team with 14 tackles
- **10/2 vs. N.O.:** Posted a team-high 16 tackles (13 solo) along with one sack, one tackle for loss and one pass defended
- **10/9 vs. CIN:** Tallied a team-high 15 tackles while not missing a snap
- **10/16 at PIT:** Returned to home state and registered a career-high 19 tackles and one tackle for loss
- **10/30 at HOU:** Paced team with 15 tackles (eight solo), one tackle for loss and one QB pressure
- **11/13 at IND:** Intercepted QB **Curtis Painter** in the fourth quarter and split a sack with DL **John Chick** of Painter in the second quarter ... Totaled 11 tackles (eight solo) and one tackle for loss
- **11/20 at CLE:** Split a sack with DL **Matt Roth** in the third quarter and led team with 13 tackles (six solo)
- **11/27 vs. HOU:** Forced a fumble by RB **Arian Foster** in the first quarter that was scooped up by CB **Ashton Youtboty** and returned 38 yards for a TD
- **12/11 vs. T.B.:** Intercepted QB **Josh Freeman** in the third quarter and paced team with 12 tackles
- **1/1 vs. IND:** Compiled six tackles before leaving game with a shoulder injury

2010 (w/ BUF - 14/14)

Started 13 games at MLB ... Led team with career-high 140 tackles (95 solo) along with a career-high two sacks, five QB pressures and three passes defended ... Had eight double-digit tackle games

- **9/12 vs. MIA:** Opened season with eight tackles, one tackle for loss and second career sack
- **10/10 vs. JAX:** Led team with 13 tackles
- **10/31 at K.C.:** Registered a career-high 18 tackles along with one QB hit and one pass defended
- **12/5 at MIN:** Paced team with 15 tackles including two tackles for loss and a sack

2009 (w/ BUF - 12/12)

Started 12 games at MLB ... Voted team captain ... Totaled 115 tackles (92 solo), one sack, three INTs, four passes defended and three forced fumbles ... Tied for second among NFL LBs with three INTs and was first Bills LB with three INTs in a season since 2006

- **10/18 at NYJ:** Returned from injury and recorded nine tackles, one tackle for loss, one QB hit and an INT ... Intercepted QB **Mark Sanchez** in overtime which led to the game-winning FG
- **11/1 vs. HOU:** Forced a fumble and accumulated nine tackles
- **12/3 vs. NYJ:** Recorded first career sack which included a forced fumble
- **12/20 vs. N.E.:** Tied for a team-high with nine tackles on and had an INT in the first quarter ... Became first Bills LB to post INTs in consecutive games since LB **Bryce Paup** in 1995

2008 (w/ BUF - 16/16)

Started all 16 games ... Led team with 129 tackles (90 solo) ... Added four QB pressures, one INT, seven passes defended, one forced fumble and one fumble recovery

- **9/7 vs. SEA:** Opened season with seven tackles
- **9/14 vs. OAK:** Recovered first career fumble
- **9/28 at STL:** Led the team in tackles with 12
- **10/26 at MIA:** Recorded first career forced fumble
- **12/14 at NYJ:** Registered first career INT

2007 (w/ BUF - 3/3)

Started three games as a rookie before suffering a season-ending forearm injury in week three ... Became first Bills rookie MLB to start the season-opener since Shane Conlan in 1987

- **9/9 vs. DEN:** Started first career game and tied for team lead with 11 tackles
- **9/16 at PIT:** Led team in tackles with 12
- **9/23 at N.E.:** Totaled three tackles before leaving game with an arm injury

COLLEGE (at Penn State, 2003-06)

- Finished career with a school-record 372 tackles
- Started 37 of 44 games
- First player ever to record 100-plus tackles three times in a college career
- Two-time winner of the Bednarik Award for best defensive player in the nation, joining Pat Fitzgerald of Northwestern as the only players to win the award twice
- Won Dick Butkus Award for nation's top LB as a junior
- Selected as first-team All-America by the Associated Press, Walter Camp, and the NFL Draft Report
- Graduated in three and a half years with a degree in finance

PERSONAL

- Married (Elizabeth Johnson) with one daughter, London Noelle
- Attended Hopewell High (Pa.) where he lettered in football, basketball and baseball

- Led team to WPIAL and Pennsylvania Class AAA championships as a senior
- Served as team captain
- Totaled 88 tackles and six sacks at LB and set school records with 1,575 rushing yards and 15 TDs as RB
- Named Pittsburgh Post-Gazette, Pittsburgh Tribune-Review and Pittsburgh Athletic Association Player of the Year as senior
- Graduated 17th in his class of 220 with a 3.8 GPA
- Went on a 10-day trip to Iraq to visit military troops in January 2008
- Brother, Stan, played baseball at West Virginia
- Younger brother, David, played football at Notre Dame
- Interned at UBS Financial Services in Pittsburgh during 2010 offseason



REGULAR SEASON CAREER STATISTICS

YEAR	TEAM	GP/GS	TKL	SOLO	ASST	ST	SACKS	FF	FR	PD
2007	BUF	3/3	26	20	6	1	0.0	0	0	0
2008	BUF	16/16	129	90	39	0	0.0	1	1	7
2009	BUF	12/12	110	87	23	0	1.0	3	0	4
2010	BUF	14/14	151	103	48	0	2.0	0	0	3
2011	JAX	16/16	192*	132*	*60	0	2.0	1	0	2
2012	JAX	16/16	231*	152*	79	0	2.0	2	0	4
2013	JAX	15/15	161*	121*	40	0	3.0	1	1	9
2014	JAX	7/7	69	47	22	0	2.0	0	1	1
2015	JAX	14/14	133*	103*	30	0	1.0	0	0	6
2016	JAX	16/16	133*	97	36	0	1.5	0	0	3
NFL totals:	10 yrs.	129/129	1,335	952	383	1	14.5	8	3	39

* team leader

INTERCEPTIONS

YEAR	TEAM	NO	YDS	AVG	LG	TD
2007	BUF	0	0	0.0	0	0
2008	BUF	1	9	9.0	9	0
2009	BUF	3	20	6.7	17	0
2010	BUF	0	0	0.0	0	0
2011	JAX	2	2	1.0	2	0
2012	JAX	3	20	6.7	13	0
2013	JAX	2	69	34.5	59t	1
2014	JAX	0	0	0.0	0	0
2015	JAX	3	25	8.3	19	0
2016	JAX	1	0	0.0	0	0
NFL totals:	10 yrs	15	145	11.6	59t	1



CAREER HIGHS

	GAME	SEASON
Tackles:	21 (12/16/12 vs. MIA)	231 (2012)
Sacks:	2.0 (12/30/12 at TEN)	3.0 (2013)
Forced fumbles:	1 (eight times, last: 11/10/13 at TEN)	3 (2009)
Fumble recoveries:	1 (three times, last: 10/19/14 vs. CLE)	1 (2008, 2013-14)
Passes defended:	3 (10/6/13 at STL)	9 (2013)
Interceptions:	1 (15 times, last: 9/25/16 vs. BAL)	3 (2009, 12, 15)



2016 GAME-BY-GAME STATISTICS

DATE	OPP	TKL	SOLO	ASST	TFL	SACKS	ST	FF	FR	INT	PD
09/11	vs. Green Bay	5	4	1	0	0.0	0	0	0	0	0
09/18	at San Diego	11	6	5	0	0.0	0	0	0	0	0
09/25	vs. Baltimore	12	10	2	0	0.0	0	0	0	1	1
10/02	vs. Indianapolis	7	5	2	1	1.5	0	0	0	0	0
	BYE WEEK										
10/16	at Chicago	11	10	1	1	0.0	0	0	0	0	0
10/23	vs. Oakland	8	7	1	1	0.0	0	0	0	0	0
10/27	at Tennessee	10	6	4	0	0.0	0	0	0	0	0
11/06	at Kansas City	10	6	4	0	0.0	0	0	0	0	0
11/13	vs. Houston	5	4	1	0	0.0	0	0	0	0	0
11/20	at Detroit	6	5	1	1	0.0	0	0	0	0	0
11/27	at Buffalo	6	5	1	2	0.0	0	0	0	0	0
12/04	vs. Denver	6	6	0	0	0.0	0	0	0	0	0
12/11	vs. Minnesota	10	8	2	1	0.0	0	0	0	0	0
12/18	at Houston	11	5	6	0	0.0	0	0	0	0	0
12/24	vs. Tennessee	9	7	2	0	0.0	0	0	0	0	1
01/01	at Indianapolis	6	3	3	1	0.0	0	0	0	0	1
2016 totals:		133	97	36	8	1.5	0	0	0	1	3

PAUL POSLUSZNY



2015 GAME-BY-GAME STATISTICS

DATE	OPP	TKL	SOLO	ASST	TFL	SACKS	ST	FF	FR	INT	PD
09/13	vs. Carolina	9	8	1	0	0.0	0	0	0	1	2
09/20	vs. Miami	7	7	0	0	0.0	0	0	0	0	0
09/27	at New England	18	14	4	0	0.0	0	0	0	0	0
10/04	at Indianapolis	5	4	1	1	0.0	0	0	0	0	0
10/11	at Tampa Bay					ina					
10/18	vs. Houston	10	9	1	2	0.0	0	0	0	0	0
10/25	vs. Buffalo	7	6	1	1	0.0	0	0	0	1	1
BYE WEEK											
11/08	at N.Y. Jets	7	3	4	1	0.0	0	0	0	0	0
11/15	at Baltimore	10	6	4	0	0.0	0	0	0	0	1
11/19	vs. Tennessee	7	7	0	0	0.0	0	0	0	0	0
11/29	vs. San Diego	11	11	0	3	0.0	0	0	0	0	0
12/06	at Tennessee	13	10	3	2	0.0	0	0	0	0	0
12/13	vs. Indianapolis					ina					
12/20	vs. Atlanta	10	9	1	2	0.0	0	0	0	1	1
12/27	at New Orleans	9	5	4	1	1.0	0	0	0	0	1
01/03	at Houston	10	4	6	0	0.0	0	0	0	0	0
2015 totals:		133	103	30	13	1.0	0	0	0	3	6



2014 GAME-BY-GAME STATISTICS

DATE	OPP	TKL	SOLO	ASST	TFL	SACKS	ST	FF	FR	INT	PD
09/07	at Philadelphia	12	11	1	0	0.0	0	0	0	0	0
09/14	at Washington	7	4	3	0	0.0	0	0	0	0	0
09/21	vs. Indianapolis	11	7	4	0	0.0	0	0	0	0	0
09/28	at San Diego	11	9	2	0	0.0	0	0	0	0	0
10/05	vs. Pittsburgh	12	9	3	1	1.0	0	0	0	0	1
10/12	at Tennessee	4	2	2	0	0.0	0	0	0	0	0
10/19	vs. Cleveland	12	5	7	1	1.0	0	0	1	0	0
10/26	vs. Miami					IR					
11/02	at Cincinnati					IR					
11/09	vs. Dallas					IR					
BYE WEEK											
11/23	at Indianapolis					IR					
11/30	vs. N.Y. Giants					IR					
12/07	vs. Houston					IR					
12/14	at Baltimore					IR					
12/18	vs. Tennessee					IR					
12/28	at Houston					IR					
2014 totals:		69	47	22	2	2.0	0	0	1	0	1



2013 GAME-BY-GAME STATISTICS

DATE	OPP	TKL	SOLO	ASST	TFL	SACKS	ST	FF	FR	INT	PD
09/08	vs. Kansas City	10	10	0	0	0.0	0	0	0	0	0
09/15	at Oakland	9	4	5	0	1.0	0	0	0	0	1
09/22	at Seattle	12	5	7	1	0.0	0	0	0	1	1
09/29	vs. Indianapolis	9	8	1	0	0.0	0	0	0	0	1
10/06	at St. Louis	7	6	1	0	0.0	0	0	0	0	3
10/13	at Denver	7	7	0	0	0.0	0	0	0	1	1
10/20	vs. San Diego	14	13	1	0	0.0	0	0	0	0	0
10/27	vs. San Francisco	12	10	2	0	0.0	0	0	0	0	0
BYE WEEK											
11/10	at Tennessee	8	5	3	0	0.0	0	1	1	0	0
11/17	vs. Arizona					ina					
11/24	at Houston	14	11	3	2	0.0	0	0	0	0	1
12/01	at Cleveland	11	7	4	2	0.5	0	0	0	0	1
12/05	vs. Houston	13	10	3	1	0.0	0	0	0	0	0
12/15	vs. Buffalo	13	9	4	0	1.0	0	0	0	0	0
12/22	vs. Tennessee	13	10	3	0	0.5	0	0	0	0	0
12/29	at Indianapolis	9	6	3	0	0.0	0	0	0	0	0
2013 totals:		161	121	40	6	3.0	0	1	1	2	9



2012 GAME-BY-GAME STATISTICS

DATE	OPP	TKL	SOLO	ASST	TFL	SACKS	ST	FF	FR	INT	PD
09/09	at Minnesota	16	10	5	1	0.0	0	0	0	0	1
09/16	vs. Houston	17	10	7	1	0.0	0	0	0	0	0
09/23	at Indianapolis	11	10	1	0	0.0	0	0	0	1	1
09/30	vs. Cincinnati	15	13	2	0	0.0	0	0	0	0	0
10/07	vs. Chicago	14	8	6	0	0.0	0	0	0	0	0
BYE WEEK											
10/21	at Oakland	12	8	4	1	0.0	0	0	0	0	1
10/28	at Green Bay	8	2	6	0	0.0	0	0	0	0	0
11/04	vs. Detroit	17	12	5	0	0.0	0	0	0	0	0
11/08	vs. Indianapolis	15	8	7	0	0.0	0	0	0	0	0
11/18	at Houston	18	15	3	0	0.0	0	1	0	1	0
11/25	vs. Tennessee	13	9	4	1	0.0	0	1	0	0	0
12/02	at Buffalo	13	5	8	2	0.0	0	0	0	1	0
12/09	vs. N.Y. Jets	17	10	7	0	0.0	0	0	0	0	0
12/16	at Miami	21	15	6	0	0.0	0	0	0	0	0
12/23	vs. New England	11	8	3	0	0.0	0	0	0	0	0
12/30	at Tennessee	13	9	4	2	2.0	0	0	0	0	1
2012 totals:		231	152	79	8	2.0	0	2	0	3	4



2011 GAME-BY-GAME STATISTICS

DATE	OPP	TKL	SOLO	ASST	TFL	SACKS	ST	FF	FR	INT	PD
09/11	vs. Tennessee	4	3	1	0	0.0	0	0	0	0	1
09/18	at N.Y. Jets	14	11	3	0	0.0	0	0	0	0	0
09/25	at Carolina	12	8	4	1	0.0	0	0	0	0	0
10/02	vs. New Orleans	16	13	3	1	1.0	0	0	0	0	1
10/09	vs. Cincinnati	15	10	5	0	0.0	0	0	0	0	0
10/16	at Pittsburgh	19	16	3	1	0.0	0	0	0	0	0
10/24	vs. Baltimore	5	5	0	1	0.0	0	0	0	0	0
10/30	at Houston	15	8	7	1	0.0	0	0	0	0	0
BYE WEEK											
11/13	at Indianapolis	11	8	3	1	0.5	0	0	0	1	0
11/20	at Cleveland	13	6	7	1	0.5	0	0	0	0	0
11/27	vs. Houston	14	8	6	2	0.0	0	1	0	0	0
12/05	vs. San Diego	14	11	3	0	0.0	0	0	0	0	0
12/11	vs. Tampa Bay	12	9	3	0	0.0	0	0	0	1	0
12/15	at Atlanta	15	8	7	0	0.0	0	0	0	0	0
12/24	at Tennessee	7	5	2	0	0.0	0	0	0	0	0
01/01	vs. Indianapolis	6	3	3	0	0.0	0	0	0	0	0
2011 totals:		192	132	60	9	2.0	0	1	0	2	2



2010 GAME-BY-GAME STATISTICS

DATE	OPP	TKL	SOLO	ASST	TFL	SACKS	ST	FF	FR	INT	PD
09/12	vs. Miami	8	6	2	1	1.0	0	0	0	0	0
09/19	at Green Bay					ina					
09/26	at New England					ina					
10/03	vs. N.Y. Jets	12	8	4	0	0.0	0	0	0	0	0
10/10	vs. Jacksonville	13	8	5	0	0.0	0	0	0	0	0
BYE WEEK											
10/24	at Baltimore	5	4	1	0	0.0	0	0	0	0	1
10/31	at Kansas City	17	11	6	0	0.0	0	0	0	0	1
11/07	vs. Chicago	10	6	4	0	0.0	0	0	0	0	0
11/14	vs. Detroit	13	11	2	1	0.0	0	0	0	0	0
11/21	at Cincinnati	10	6	4	1	0.0	0	0	0	0	1
11/28	vs. Pittsburgh	8	6	2	0	0.0	0	0	0	0	0
12/05	at Minnesota	15	11	4	2	1.0	0	0	0	0	0
12/12	vs. Cleveland	9	6	3	0	0.0	0	0	0	0	0
12/19	at Miami	6	5	1	0	0.0	0	0	0	0	0
12/26	vs. New England	13	7	6	0	0.0	0	0	0	0	0
01/02	at N.Y. Jets	12	8	4	1	0.0	0	0	0	0	0
2010 totals:		151	103	48	6	2.0	0	0	0	0	3

PAUL POSLUSZNY



2009 GAME-BY-GAME STATISTICS

DATE	OPP	TKL	SOLO	ASST	TFL	SACKS	ST	FF	FR	INT	PD
09/14	at New England	6	6	0	0	0.0	0	0	0	0	0
09/20	vs. Tampa Bay					ina					
09/27	vs. New Orleans					ina					
10/04	at Miami					ina					
10/11	vs. Cleveland					ina					
10/18	at N.Y. Jets	9	6	3	1	0.0	0	0	0	1	1
10/25	at Carolina	11	9	2	0	0.0	0	0	0	0	0
11/01	vs. Houston	9	5	4	0	0.0	0	1	0	0	0
	BYE WEEK										
11/15	at Tennessee	12	10	2	1	0.0	0	0	0	0	0
11/22	at Jacksonville	12	11	1	0	0.0	0	1	0	0	0
11/29	vs. Miami	10	6	4	0	0.0	0	0	0	0	1
12/03	vs. N.Y. Jets	5	5	0	0	1.0	0	1	0	0	0
12/13	at Kansas City	9	8	1	1	0.0	0	0	0	1	1
12/20	vs. New England	9	7	2	1	0.0	0	0	0	1	1
12/27	at Atlanta	7	6	1	0	0.0	0	0	0	0	0
01/03	vs. Indianapolis	11	8	3	0	0.0	0	0	0	0	0
2009 totals:		129	90	39	4	1.0	0	3	0	3	4



2008 GAME-BY-GAME STATISTICS

DATE	OPP	TKL	SOLO	ASST	TFL	SACKS	ST	FF	FR	INT	PD
09/07	vs. Seattle	7	5	2	0	0.0	0	0	0	0	2
09/14	at Jacksonville	9	6	3	0	0.0	0	0	0	0	0
09/21	vs. Oakland	7	7	0	0	0.0	0	0	1	0	1
09/28	at St. Louis	12	9	3	1	0.0	0	0	0	0	1
10/05	at Arizona	11	7	4	0	0.0	0	0	0	0	0
	BYE WEEK										
10/19	vs. San Diego	7	7	0	0	0.0	0	0	0	0	0
10/26	at Miami	8	7	1	1	0.0	0	1	0	0	0
11/02	vs. N.Y. Jets	13	9	4	1	0.0	0	0	0	0	0
11/09	at New England	10	5	5	0	0.0	0	0	0	0	0
11/17	vs. Cleveland	2	1	1	0	0.0	0	0	0	0	0
11/23	at Kansas City	8	5	3	0	0.0	0	0	0	0	0
11/30	vs. San Francisco	4	3	1	0	0.0	0	0	0	0	0
12/07	vs. Miami	8	5	3	0	0.0	0	0	0	0	0
12/14	at N.Y. Jets	7	4	3	0	0.0	0	0	0	1	2
12/21	at Denver	8	4	4	0	0.0	0	0	0	0	1
12/28	vs. New England	8	6	3	0	0.0	0	0	0	0	0
2008 totals:		129	90	39	3	0.0	0	1	1	1	7



2007 GAME-BY-GAME STATISTICS

DATE	OPP	TKL	SOLO	ASST	TFL	SACKS	ST	FF	FR	INT	PD
09/09	vs. Denver	11	9	2	0	0.0	0	0	0	0	0
09/16	at Pittsburgh	12	8	4	0	0.0	0	0	0	0	0
09/23	at New England	3	3	0	0	0.0	0	0	0	0	0
09/30	vs. N.Y. Jets					IR					
10/08	vs. Dallas					IR					
	BYE WEEK										
10/21	vs. Baltimore					IR					
10/28	at N.Y. Jets					IR					
11/04	vs. Cincinnati					IR					
11/11	at Miami					IR					
11/18	vs. New England					IR					
11/25	at Jacksonville					IR					
12/02	at Washington					IR					
12/09	vs. Miami					IR					
12/16	at Cleveland					IR					
12/23	vs. N.Y. Giants					IR					
12/30	at Philadelphia					IR					
2007 totals:		26	20	6	0	0.0	0	0	0	0	0

JEREMIAH POUTASI

[73] JEREMIAH POUTASI

OFFENSIVE LINEMAN
6-5 330 LBS.
UTAH
BORN AUGUST 7, 1994
DALY CITY, CALIF.
ACQ: FREE AGENT 2016
EXP: 2ND YEAR



TRANSACTIONS

Originally drafted by Tennessee in third round (66th overall) of the 2015 draft... Signed to the Jaguars practice squad on 9/5/16 ... Promoted to the 53-man roster on 11/8/16 ... Placed on injured reserve on 12/20/16

PRO (Games played/started - 11/7)

- Second-year OL has appeared in 11 game with seven starts

2016 (w/JAX - 1/1)

Spent the first 11 weeks of the season on the practice squad before being promoted to the active roster prior to Week 11

- 11/20 at DET: Inactive
- 11/27 at BUF: Inactive
- 12/4 vs. DEN: Inactive
- 12/11 vs. MIN: Inactive
- 12/18 at HOU: Made his Jaguar debut and started at LG ... left the game with an ankle injury and did not return

2015 (w/TEN - 11/7)

Appeared in 11 games with seven starts at RT

COLLEGE (at Utah - 2012-14)

- Played both guard and tackle at Utah
- Played in 36 games with 35 starts
- Spent junior year playing left tackle and his freshman and sophomore year at right tackle

PERSONAL

- Attended Desert Pines (Nev.) High School
- Competed on the school's bowling team, posting a high score of 283
- Married to his wife, DeAnna

HAYES PULLARD III

52 HAYES PULLARD III

LINEBACKER

6-0 235 LBS

SOUTHERN CALIFORNIA

BORN APRIL 18, 1992

LOS ANGELES, CALIFORNIA

ACQ: PRACTICE SQUAD (CLEVELAND) 2015

EXP: 3RD YEAR



TRANSACTIONS

Originally drafted by Cleveland in the seventh round (219th overall) of the 2015 Draft ... Waived on 9/5/15 ... Signed by Cleveland to the practice squad on 9/6/15 ... Signed from practice squad to Jacksonville's active roster on 10/28/15

PRO (Games played/started - 24/2)

• Third-year LB spent the first part of his rookie season on Cleveland's practiced squad before signing with Jacksonville in 2015

2016 (w/ JAX - 16/0)

Played in all 16 games, seeing majority of time on special teams

- **9/11 vs. G.B.:** Saw action on special teams in team's season opener
- **9/18 at S.D.:** Saw action at LB, making two stops (one solo), and on special teams
- **9/25 vs. BAL:** Saw action on special teams
- **10/2 vs. IND:** Saw action on special teams
- **10/16 at CHI:** Saw action on special teams and posted one special teams tackle
- **10/23 vs. OAK:** Saw action on special teams and on defense
- **10/27 at TEN:** Played three snaps at LB and assisted on one special teams tackle
- **11/6 at K.C.:** Saw action on special teams
- **11/13 vs. HOU:** Saw two snaps at LB and action on special teams
- **11/20 at DET:** Saw action primarily on special teams
- **11/27 at BUF:** Saw action on special teams
- **12/4 vs. DEN:** Saw action on special teams
- **12/11 vs. MIN:** Saw action at LB, making three tackles (two solo)
- **12/18 at HOU:** Saw action at LB in the goal-line package and on special teams
- **12/24 vs. TEN:** Saw action on special teams
- **1/1 at IND:** Saw action on special teams

2015 (w/ CLE - ps; w/ JAX - 8/2)

Spent the first seven weeks of the 2015 season on Cleveland's practice squad ... Played eight games with two starts at WLB and totaled 19 tackles (13 solo), including one tackle for loss ... Added five special teams tackles

- **11/15 at BAL:** Made his Jaguars debut on special teams
- **11/29 vs. S.D.:** Saw action on special teams, recording the Jaguars' first blocked punt since 9/8/13 and a special teams tackle
- **12/20 vs. ATL:** Saw action at LB, making two tackles (two solo), and made one special teams tackle
- **12/27 at N.O.:** Recorded his first career start in place of injured LB Telvin Smith ... Tied for the team lead with nine tackles (seven solo), including one tackle for loss
- **1/3 at HOU:** Started at WLB and made eight tackles (four solo)

COLLEGE (at Southern California, 2010-14)

- Started all but one of his 52 career games played at USC
- Totaled 377 career tackles, 17 passes defended, six sacks, three forced fumbles and three interceptions
- Earned All-Pac-12 honors all four years
- Team captain as a junior
- Led the team in total tackles for three seasons, becoming the first player to do so since 1979
- As a senior in 2014, was a semifinalist for the Butkus Award, given to the top linebacker in the nation
- Recipient of USC's Trojan Commitment Award
- Graduated from USC with a degree in policy, planning and development

PERSONAL

- Attended Crenshaw High School in Los Angeles
- Totaled 66 tackles, two sacks, one interception, one pass defended, one forced fumble and one fumble recovery
- Carried 63 times for 507 yards and nine TDs at running back
- Also played basketball and ran track
- Given name is Hayes Joseph Pullard III
- Native of Los Angeles
- Father, Hayes Jr., played for the Los Angeles Lakers
- Uncle, Robert, competed as a pole vaulter in the 1976 Olympics

REGULAR SEASON CAREER STATISTICS

YEAR	TEAM	GP/PS	TKL	SOLO	ASST	TFL	SACKS	ST	FF	FR	INT	PD
2015	JAX	8/2	19	13	6	1	0.0	5	0	0	0	0
2016	JAX	16/0	5	3	2	0	0.0	3	0	0	0	0
Career totals:		24/2	24	16	8	1	0.0	8	0	0	0	0

Additional statistics: One blocked punt (11/29/15 vs. S.D.)

2016 GAME-BY-GAME STATISTICS

DATE	OPP	TKL	SOLO	ASST	TFL	SACKS	ST	FF	FR	INT	PD
09/11	vs. Green Bay	0	0	0	0	0.0	0	0	0	0	0
09/18	at San Diego	2	1	1	0	0.0	0	0	0	0	0
09/25	vs. Baltimore	0	0	0	0	0.0	0	0	0	0	0
10/02	vs. Indianapolis	0	0	0	0	0.0	1	0	0	0	0
BYE WEEK											
10/16	at Chicago	0	0	0	0	0.0	1	0	0	0	0
10/23	vs. Oakland	0	0	0	0	0.0	0	0	0	0	0
10/27	at Tennessee	0	0	0	0	0.0	1	0	0	0	0
11/06	at Kansas City	0	0	0	0	0.0	0	0	0	0	0
11/13	vs. Houston	0	0	0	0	0.0	0	0	0	0	0
11/20	at Detroit	0	0	0	0	0.0	0	0	0	0	0
11/27	at Buffalo	0	0	0	0	0.0	0	0	0	0	0
12/04	vs. Denver	0	0	0	0	0.0	0	0	0	0	0
12/11	vs. Minnesota	3	2	1	0	0.0	0	0	0	0	0
12/18	at Houston	0	0	0	0	0.0	0	0	0	0	0
12/24	vs. Tennessee	0	0	0	0	0.0	0	0	0	0	0
01/01	at Indianapolis	0	0	0	0	0.0	0	0	0	0	0
2016 totals:		5	3	2	0	0.0	3	0	0	0	0

Additional statistics: Four special teams tackles in 2016

2015 GAME-BY-GAME STATISTICS

DATE	OPP	TKL	SOLO	ASST	TFL	SACKS	ST	FF	FR	INT	PD
BYE WEEK											
11/08	at N.Y. Jets					ina					
11/15	at Baltimore	0	0	0	0	0.0	0	0	0	0	0
11/19	vs. Tennessee	0	0	0	0	0.0	2	0	0	0	0
11/29	vs. San Diego	0	0	0	0	0.0	1	0	0	0	0
12/06	at Tennessee	0	0	0	0	0.0	0	0	0	0	0
12/13	vs. Indianapolis	0	0	0	0	0.0	1	0	0	0	0
12/20	vs. Atlanta	2	2	0	0	0.0	1	0	0	0	0
12/27	at New Orleans	9	7	2	1	0.0	0	0	0	0	0
01/03	at Houston	8	4	4	0	0.0	0	0	0	0	0
2015 totals:		19	13	6	1	0.0	5	0	0	0	0

Additional statistics: One blocked punt (11/29/15 vs. S.D.)

JALEN RAMSEY

[20]

JALEN RAMSEY



CORNERBACK

6-2 208 LBS.

FLORIDA STATE

BORN OCTOBER 24, 1994

SMYRNA, TENNESSEE

ACQ: 1ST ROUND OF 2016 DRAFT (5TH)

EXP: 2ND YEAR

TRANSACTIONS

- Originally drafted by Jacksonville in the first round (fifth overall) of the 2016 draft

PRO (Games played/started - 16/16)

- Made NFL and Jaguars debut in Week 1 of the 2016 season

2016 (w/ JAX - 16/16)

Led all NFL rookies with 14 passes defended ... One of four rookies to return an INT for a TD in the NFL this season ... Named AFC Defensive Player of the Week for Week 16 after registering four solo tackles, four passes defended and a INT-TD against Tennessee ... Joined K.C.'s **Marcus Peters** as the only rookie CBs over the last eight seasons to tally 50-plus tackles, at least one pick-six and one forced fumble during their rookie year

- **9/11 vs. G.B.:** Started at CB and made three tackles (two solo) in NFL debut
- **9/18 at S.D.:** Started at CB and made six solo tackles and one tackle for loss
- **9/25 vs. BAL:** Started at RCB and made five tackles (four solo)
- **10/2 vs. IND:** Started at RCB and registered four solo tackles
- **10/16 at CHI:** Started at RCB and posted two solo tackles and the game-clinching pass defended on fourth down with 1:03 remaining in the fourth quarter ... Limited Bears WR **Alshon Jeffrey** to one catch for three yards on six targets in the second half
- **10/23 vs. OAK:** Started at RCB and registered two solo tackles
- **10/27 at TEN:** Started at RCB and recorded eight tackles (four solo)
- **11/6 at K.C.:** Started at RCB and recorded two tackles (one solo)
- **11/13 vs. HOU:** Started at RCB and led the team with six solo tackles
- **11/20 at DET:** Started at RCB and posted six tackles (five solo)
- **11/27 at BUF:** Started at RCB and made three solo tackles, including one tackle for loss
- **12/4 vs. DEN:** Started at RCB and made four tackles (three solo) and a career-high two passes defended
- **12/11 vs. MIN:** Started at RCB and made two tackles (one solo) and one pass defended
- **12/18 at HOU:** Started at RCB and recorded four solo tackles, one interception, which he returned 35 yards, five passes defended and one forced fumble ... Ramsey's five passes defended are the second-most in the NFL in 2016 and most by a rookie since 2013 when Dee Milliner (NYJ) also registered five.
- **12/24 vs. TEN:** Started at RCB and recorded four solo tackles and four passes defended ... Also returned an interception of Titans QB **Matt Cassel** 30 yards for a TD as he became the first rookie in franchise history to record a pick-six ... Also became the first rookie in Jaguars history to record INTs in back-to-back games
- **1/1 at IND:** Started at RCB and recorded four solo tackles and one pass defended

COLLEGE (at Florida State, 2013-15)

- Started all 41 games in three years at Florida State
- Finished career with 180 tackles (119 solo), 15.5 tackles for loss, 5.0 sacks, three forced fumbles, two fumble recoveries, 23 passes defended and three INTs
- Decided to forgo his final year of eligibility in 2016 and declare for the NFL Draft
- Became Florida State's 36th consensus All-American
- All-ACC First Team, AFCA First Team All-America, Walter Camp First Team All-America, ESPN.com First Team All-America as a senior
- Started all 14 games for the Seminoles' third-ranked defense (281.4) and the nation's top pass defense (156.6) as a CB and FS in 2013

PERSONAL

- Attended Brentwood Academy (Tenn.), where he was rated a five-star prospect by both Rivals.com and Scout.com and a four-star according to ESPN and 247Sports
- U.S. Army All-America selection
- Twitter handle is @jalenramsey

REGULAR SEASON CAREER STATISTICS

YEAR	TEAM	GP/PS	TKL	SOLO	ASST	TFL	SACKS	ST	FF	FR	INT	PD
2016	JAX	16/16	65	55	10	2	0.0	0	1	0	2	14
Career totals:		16/16	65	55	10	2	0.0	0	1	0	2	14

2016 GAME-BY-GAME STATISTICS


DATE	OPP	TKL	SOLO	ASST	TFL	SACKS	ST	FF	FR	INT	PD
09/11	vs. Green Bay	3	2	1	0	0.0	0	0	0	0	0
09/18	at San Diego	6	6	0	1	0.0	0	0	0	0	0
09/25	vs. Baltimore	5	4	1	0	0.0	0	0	0	0	0
10/02	vs. Indianapolis	4	4	0	0	0.0	0	0	0	0	0
BYE WEEK											
10/16	at Chicago	2	2	0	0	0.0	0	0	0	0	1
10/23	vs. Oakland	2	2	0	0	0.0	0	0	0	0	0
10/27	at Tennessee	8	4	4	0	0.0	0	0	0	0	0
11/06	at Kansas City	2	1	1	0	0.0	0	0	0	0	0
11/13	vs. Houston	6	6	0	0	0.0	0	0	0	0	0
11/20	at Detroit	6	5	1	0	0.0	0	0	0	0	0
11/27	at Buffalo	3	3	0	1	0.0	0	0	0	0	0
12/04	vs. Denver	4	3	1	0	0.0	0	0	0	0	2
12/11	vs. Minnesota	2	1	1	0	0.0	0	0	0	0	1
12/18	at Houston	4	4	0	0	0.0	0	1	0	1	5
12/24	vs. Tennessee	4	4	0	0	0.0	0	0	0	1	4
01/01	at Indianapolis	4	4	0	0	0.0	0	0	0	0	1
2016 totals:		65	55	10	2	0.0	0	1	0	2	14

CHRIS REED

64

CHRIS REED

OFFENSIVE LINEMAN
6-5 310 LBS
MINNESOTA STATE-MANKATO
BORN JULY 22, 1992
OMAHA, NEBRASKA
ACQ: FREE AGENT 2015
EXP: 2ND YEAR



TRANSACTIONS

Originally signed by Jacksonville as an undrafted rookie on 5/8/15 ... Signed to practice squad on 9/6/15 ... Placed on injured reserve on 12/23/16

PRO (Games played/started - 10/4)

Spent his rookie season on the practice squad, before appearing in 10 games and starting four at LG in 2016

2016 (w/ JAX - 10/4)

Made four starts at LG while playing in 10 games

- **9/11 vs. G.B.:** Inactive for the team's season opener
- **9/18 at S.D.:** Inactive
- **9/25 vs. BAL:** Earned his first career start at LG
- **10/2 vs. IND:** Inactive
- **10/16 at CHI:** Played two snaps at G and saw action on special teams
- **10/23 vs. OAK:** Made his second consecutive appearance
- **10/27 at TEN:** Saw action on special teams
- **11/6 at K.C.:** Saw action on special teams
- **11/13 vs. HOU:** Saw action on special teams
- **11/20 at DET:** Played 47 snaps at LG after starting LG **Patrick Omameh** suffered a left foot injury
- **11/27 at BUF:** Started at LG, helping the team rush for 183 yards
- **12/4 vs. DEN:** Started at LG and helped the team rush for 154 yards
- **12/11 vs. MIN:** Started at LG
- **12/18 at HOU:** Inactive (toe)

2015 (w/ JAX - ps)

Spent season on the team's practice squad

COLLEGE (at Minnesota State, 2010-14)

- Four-year letterman appeared in 48 games in his career
- Started in all 15 games as a senior in 2014
- Helped school rush for 3,625 yards and pass for 3,079 yards, compiling 82 total TDs
- Selected as D2Football.com first-team All-America, first-team NSIC South Division All-Conference and second-team Don Hansen All-Super Region Three
- Also participated on the school's indoor and outdoor track teams and qualified for the 2011 NCAA Division II National Championships in shot put
- Eleven-time NCAA Division II Track & Field All-American
- Two-time NCAA Division II champion in outdoor shot put (2013 and 2014)
- Holds Minnesota State record in indoor shot put (65'010.5") & outdoor shot put (65'-7")
- Holds Minnesota State record in indoor weight throw (67'-7.5") and outdoor hammer throw (215'-11")

PERSONAL

- Three-year starter at Omaha Central (Neb.) High School
- Also attended Spirit Lake (Iowa) High School for one year
- Honorable mention All-State selection
- Stand-out athlete in track and field and won the State Title twice for Nebraska
- Named the state's Field Athlete of the Year in 2009
- Son of Chuck Reed and Anne McCormick
- Majored in psychology with a minor in coaching

DEMETRIUS RHANEY

[61] DEMETRIUS RHANEY

OFFENSIVE LINEMAN
6-2 301 LBS.

TENNESSEE STATE
BORN JUNE 22, 1992
FORT LAUDERDALE, FLORIDA

ACQ: WAIVERS (LOS ANGELES RAMS) 2017
EXP: 4TH YEAR



TRANSACTIONS

Originally drafted by St. Louis in the seventh round (250st overall) in the 2014 NFL Draft ... Waived on 6/20/17 ... Signed with Jacksonville on 6/21/17

PRO (Games played/started - 32/1)

• Fourth-year OL spent his rookie season on IR, but has played in all 16 regular season games during the 2015 and 2016 season , starting one game at left guard in 2015.

2016 (w/ DEN - 16/0)

Saw action in 16 games, mostly on special teams

2015 (w/ DEN - 16/1)

Made his NFL debut at CIN (11/29) ... Saw action in all 16 games

COLLEGE (at Tennessee State 2012-2013)

• Started 22 games for for Tennessee State after transferring from Ellsworth Community College
• In his senior year, played in all 12 games, starting 11 at center, and was part of an offensive line that helped earn an at-large berth to the FCS Playoffs.


PERSONAL

• Attended Academy High in Coral Springs, Fla., before moving to Stranahan High School
• Lettered in track and field and won the shot put event at the Florida High School 3A District 15 championships.

MYCHAL RIVERA

81

MYCHAL RIVERA



TIGHT END
6-3 245 LBS
TENNESSEE
BORN SEPTEMBER 8, 1990
VAN NUYS, CALIFORNIA
ACQ: UFA (OAKLAND) 2017
EXP: 5TH YEAR

TRANSACTIONS

Originally drafted by Oakland in the sixth round (184th overall) of the 2013 NFL Draft ... Signed by Jacksonville as an unrestricted free agent on 3/22/17

PRO (Games played/started - 61/15, 1/1)

- Career totals include 146 receptions for 1,413 yards (9.7 avg.) and 10 TDs
- Led all Raiders rookies in 2013 with 38 receptions for 407 yards and four TDs

2016 (w/ OAK, 13/2, 1/1)

Started 13 games with two starts and totaled 18 receptions for 192 and one TD

- **12/04 vs. BUF:** Recorded three receptions for a season-high 57 yards

2015 (w/ OAK, 16/0)

Saw action in all 16 games and tallied 32 receptions for 280 yards (8.8 avg.) and one TD ... Tied for fourth on the team in receptions ... Became the first Raider since OL **Jared Veldheer** and LB **Lamarr Houston** to play in 48 games over his first three seasons

- **12/13 at DEN:** Registered three receptions for a season-high 49 yards (16.3 avg.) and one TD

2014 (w/ OAK, 16/10)

Played in all 16 games with a career-high 10 starts and also set career highs with 58 receptions for 534 yards (9.2 avg.) and tied a career-high with four TDs

- **10/26 at CLE:** Recorded seven receptions for 83 yards
- **12/07 vs. S.F.:** Posted seven receptions for a career-high 109 yards and one TD

2013 (w/ OAK 16/3)

Saw action in all 16 games, starting three, and recorded 38 receptions for 407 yards and four TDs, all of which were team-highs for rookies

- **09/08 at IND:** Made his NFL debut
- **10/06 vs. S.D.:** Made his first career start

COLLEGE (at Tennessee, 2010-12)

- Played three years at Tennessee after transferring from the College of the Canyons in Santa Clarita, Calif.
- At Tennessee, he played in 37 games with 35 starts, totaling 76 receptions for 1,018 yards and six TDs
- Became the second TE in program history to finish his career with more than 1,000 receiving yards, ranking second only to Reggie Harper (1,141)
- As a senior, he ranked third on the team with 36 catches for 562 yards and five TDs and was named first-team All-SEC by the conference's coaches
- Set school TE records with 562 receiving yards, snapping the previous mark set by Jason Witten (493 yards) in 2002.

PERSONAL

- Attended Birmingham High School in Van Nuys, Calif. where he was teammates with current Jaguars DT **Malik Jackson**, and helped the team win the league title with a 13-1 record, as well as a fourth-place state ranking during his senior year
- Rivera was also teammates with Jackson at Tennessee
- Twitter handle is @MychaelRivera

REGULAR SEASON CAREER STATISTICS

YEAR	TEAM	GP/GS	NO	YDS	AVG	LG	TD
2013	OAK	16/3	38	407	10.7	37	4
2014	OAK	16/10	58	534	9.2	33	4
2015	OAK	16/0	32	280	8.8	29	1
2016	OAK	13/2	18	192	10.7	27	1
NFL totals: 4 years		61/15	146	1,413	9.7	37	10

POSTSEASON CAREER STATISTICS

YEAR	TEAM	GP/GS	NO	YDS	AVG	LG	TD
2016	OAK	1/0	4	31	7.8	11	0
NFL totals: 1 yr.		1/0	4	31	7.8	11	0

CAREER HIGHS

	GAME	SEASON
Receptions:	8 (11/2/14 at SEA)	58 (2014)
Receiving yards:	109 (12/7/14 vs. S.F.)	534 (2014)
Longest reception:	37 (12/22/13 at S.D.)	37 (2013)
Touchdowns:	2 (11/2/14 at SEA)	4 (2013 & 2014)

2016 GAME-BY-GAME STATISTICS

DATE	OPP	RECS	YDS	AVG.	LG	TD
09/11	at New Orleans		ina			
09/18	vs. Atlanta		ina			
09/25	at Tennessee		ina			
10/02	at Baltimore	1	1	1.0	1	0
10/09	vs. San Diego	0	0	0.0	0	0
10/16	vs. Kansas City	1	16	16.0	16	0
10/23	at Jacksonville	1	13	13.0	13	0
10/30	at Tampa Bay	3	36	12.0	27	1
11/06	vs. Denver	1	6	6.0	6	0
11/13	BYE WEEK					
11/21	vs. Houston	0	0	0.0	0	0
11/27	vs. Carolina	2	13	6.5	8	0
12/04	vs. Buffalo	3	57	19.0	26	0
12/08	at Kansas City	3	26	8.7	14	0
12/18	at San Diego	1	15	15.0	15	0
12/24	vs. Indianapolis	0	0	0.0	0	0
01/01	at Denver	2	9	4.5	6	0
2016 totals:		18	192	10.7	27	1
01/07	at Houston	4	31	7.8	11	0
Postseason totals		4	31	7.8	11	0

2015 GAME-BY-GAME STATISTICS

DATE	OPP	RECS	YDS	AVG.	LG	TD
09/13	vs. Cincinnati	1	4	4.0	4	0
09/20	vs. Baltimore	3	15	5.0	7	0
09/27	at Cleveland	0	0	0.0	0	0
10/04	at Chicago	2	12	6.0	8	0
10/11	vs. Denver	3	33	11.0	19	0
10/18	BYE WEEK					
10/25	at San Diego	2	11	5.5	7	0
11/01	vs. New York Jets	0	0	0.0	0	0
11/08	at Pittsburgh	2	16	8.0	8	0
11/15	vs. Minnesota	6	46	7.7	17	0
11/22	at Detroit	1	21	21.0	21	0
11/29	at Tennessee	2	28	14.0	19	0
12/06	vs. Kansas City	2	13	6.5	7	0
12/13	at Denver	3	49	16.3	29	1
12/20	vs. Green Bay	3	20	6.7	14	0
12/24	vs. San Diego	0	0	0.0	0	0
01/03	at Kansas City	2	12	6.0	8	0
2015 totals:		32	280	8.8	29	1

2014 GAME-BY-GAME STATISTICS

DATE	OPP	RECS	YDS	AVG.	LG	TD
09/07	at New York Jets	3	31	10.3	13	0
09/14	vs. Houston	5	31	6.2	10	0
09/21	at New England	2	11	5.5	8	0
09/28	vs. Miami	2	10	5.0	6	0
	BYE WEEK					
10/12	vs. San Diego	0	0	0.0	0	0
10/19	vs. Arizona	1	18	18.0	18	0
10/26	at Cleveland	7	83	11.9	18	0
11/02	at Seattle	8	38	4.8	16	2
11/09	vs. Denver	6	64	10.7	25	1
11/16	at San Diego	3	40	13.3	33	0
11/20	vs. Kansas City	1	8	8.0	8	0
11/30	at St. Louis	3	21	7.0	10	0
12/07	vs. San Francisco	7	109	15.6	27	1
12/14	at Kansas City	7	39	5.6	9	0
12/21	vs. Buffalo	1	5	5.0	5	0
01/03	at Denver	2	26	13.0	14	0
2014 totals:		58	534	9.2	33	4

MYCHAL RIVERA



2013 GAME-BY-GAME STATISTICS

DATE	OPP	RECS	YDS	AVG.	LG	TD
09/08	at Indianapolis	2	26	13.0	19	0
09/15	vs. Jacksonville	3	32	10.7	11	0
09/23	at Denver	2	21	10.5	20	0
09/29	vs. Washington	2	44	22.0	26	1
10/06	vs. San Diego	1	5	5.0	5	0
10/13	at Kansas City	2	10	5.0	6	0
	BYE WEEK					
10/27	vs. Pittsburgh	0	0	0.0	0	0
11/03	vs. Philadelphia	4	36	9.0	12	0
11/10	at New York Giants	3	22	11.0	16	0
11/17	at Houston	5	54	10.8	26t	1
11/24	vs. Tennessee	1	10	10.0	10	0
11/28	at Dallas	2	30	15.0	22	0
12/08	at New York Jets	5	21	4.2	11	1
12/15	vs. Kansas City	3	30	10.0	14t	1
12/22	at San Diego	2	43	21.5	37	0
12/29	vs. Denver	2	23	11.5	17	0
2013 totals:		38	407	10.7	37	4

ALLEN ROBINSON

15 **ALLEN ROBINSON**

WIDE RECEIVER
6-3 211 LBS.
PENN STATE
BORN AUGUST 24, 1993
SOUTHFIELD, MICHIGAN
ACQ: 2ND ROUND OF 2014 DRAFT (61ST)
EXP: 4TH YEAR



TRANSACTIONS

Originally drafted by Jacksonville in the second round (61st overall) of the 2014 draft

PRO (Games played/started - 42/40)

- Since Week 1 of the 2015 season, Robinson's 20 receiving TDs are the fourth-most in the NFL
- Has registered multiple TD receptions in four games, tied for the second-most in franchise history (**Jimmy Smith**, seven)
- Has registered a catch in all 42 career games in which he's played
- Has started all 16 games in back-to-back seasons entering 2017

2016 (w/ JAX - 16/16)

Started and played in all 16 games ... Led the team in receptions (73) and receiving yards (883) ... Totaled six receiving TDs, all in the red zone

- **9/11 vs. G.B.:** Made six catches for 72 yards in team's season opener
- **9/18 at S.D.:** Had three catches for 54 yards (18.0 avg.)
- **9/25 vs. BAL:** Posted seven receptions for 57 yards (8.1 rec. avg.) and two TDs
- **10/2 vs. IND:** Recorded five receptions for 55 yards (11.0 rec. avg.) and one TD
- **10/16 at CHI:** Had three catches for 49 yards (16.3) avg.
- **10/23 vs. OAK:** Caught two passes for nine yards
- **10/27 at TEN:** Finished second on the team with six receptions for 70 yards
- **11/6 at K.C.:** Had a team-high seven receptions for 76 yards and one TD
- **11/13 vs. HOU:** Registered nine receptions for 107 yards (11.9 rec. avg.) and one TD for his first 100-yard game of the season
- **11/20 at DET:** Had three receptions for 18 yards, including an 11-yard TD reception
- **11/27 at BUF:** Tallied two receptions for 24 yards
- **12/4 vs. DEN:** Posted three receptions for 31 yards
- **12/11 vs. MIN:** Had one reception for 17 yards
- **12/18 at HOU:** Registered two receptions for 15 yards
- **12/24 vs. TEN:** Recorded team-highs with nine receptions for a season-high 147 yards receiving, including 103 first-half receiving yards and a season-long reception of 37 yards
- **1/1 at IND:** Recorded five receptions for 82 yards (16.4 avg.), including a long catch and run of 42 yards

2015 (w/ JAX - 16/16)

- Participated in 2016 Pro Bowl on January 31, 2016
- Named Jaguars 2015 Ed Block Courage Award winner, voted on by teammates for serving as role model of inspiration, sportsmanship and courage, after rebounding from season-ending injury in 2014
- Led the team with 80 receptions, 1,400 receiving yards and 14 receiving TDs
- Set the Jaguars' single season receiving TD record (14) and became their first 1,000-yard receiver since 2005 (**WR Jimmy Smith**)
- Joined TE **Marcedes Lewis** (10 in 2010) and WR **Reggie Williams** (10 in 2007) as the only players in franchise history to produce 10-plus receiving TDs in a single season
- Became the third Jaguars player to post 1,000 receiving yards in a single season (**Jimmy Smith**, nine times; **Kennan McCardell**, four times)
- Joins N.E.'s **Rob Gronkowski** (1,327-17) in 2011 and MIN's **Randy Moss** (1,313-17) in 1998 as the only three players age 22 or younger to have registered at least 1,200 receiving yards and 14 TDs in a single season
- Led the league with 31 receptions of 20-plus yards
- Joins teammate **Allen Hurns** as the first Jaguars duo to each record 1,000-plus receiving yards in the same season since **Keenan McCardell** (1,110) and **Jimmy Smith** (1,373) in 2011
- Joins **Demaryius Thomas** (2013), **Calvin Johnson** (2007), **Randy Moss** (2000, 2003, 2007), **Muhsin Muhammad** (2004), **Marvin Harrison** (2000-01), **Terrell Owens** (2001), **Antonio Freeman** (1998), **Herman Moore** (1995) and **Jerry Rice** (1986, 1989, 1993, 1995) as the only players in NFL history to have posted at least 80 receptions, 1,400 receiving yards and 14 receiving TDs in a single season
 - **9/20 vs. MIA:** Had a team-high six receptions for a career-high 155 yards (25.7 avg.) and two TDs, the most receiving yards by a Jaguars player since WR **Justin Blackmon** had 190 yards on 10/13/13 at Denver ... Became the Jaguars' third player to ever total 150-plus receiving yards and multiple receiving TDs in a single game, joining **Jimmy Smith** (9/10/00) and **Keenan McCardell** (12/7/97)
 - **10/11 at T.B.:** Caught seven passes for 72 yards (10.3 rec. avg.) and two TDs
 - **10/18 vs. HOU:** Had six receptions for 86 yards (14.3 rec. avg.) and one TD
 - **10/25 vs. BUF:** Had six receptions for 98 yards (16.3 rec. avg.) and one TD
 - **11/8 at NYJ:** Had six receptions for 121 yards (20.2 rec. avg.)

- **11/15 at BAL:** Had five receptions for 51 yards (10.2 rec. avg.) and one TD
- **11/19 vs. TEN:** Had five receptions for 113 yards (22.6 rec. avg.)
- **11/29 vs. S.D.:** Had five receptions for 56 yards (11.2 rec. avg.) and one TD
- **12/6 at TEN:** Registered single-game career highs in receptions (10) and receiving TDs (three) and totaling the second-most single-game receiving yards (153) of his NFL career ... Became the second player in franchise history to record three receiving TDs in a single game (also **Jimmy Smith** on 10/10/00 at Baltimore)
- **12/13 vs. IND:** Had one reception, a four-yard TD in the third quarter
- **12/20 vs. ATL:** Recorded three receptions for 57 yards (19.0 rec. avg.) for one TD
- **12/27 at N.O.:** Caught six passes for 151 yards (25.1 rec. avg.) and one TD, a 90-yard score from QB **Blake Bortles** ... The 90-yard reception was the longest play from scrimmage in Jaguars history and the longest pass play in the NFL during the 2015 season
- **1/3 at HOU:** Caught five receptions for 108 yards

2014 (w/ JAX - 10/8)

- Played in 10 games with eight starts, missing the final six games with a foot injury
- Finished with 48 receptions for 548 yards and two TDs, tied for the fourth-most receptions by a Jaguars rookie
- Was ranked tied for first among rookies in receptions at time of his injury and fourth in receiving yards
 - **9/7 at PHI:** Made NFL debut and had one reception
 - **9/14 at WAS:** Led the team with 75 yards on four receptions including a 54-yard grab in the fourth quarter
 - **9/21 at IND:** Made first career start and led the team with seven receptions for 79 yards (11.3 avg.) including a 21-yard reception
 - **10/5 vs. PIT:** Started at WR and produced a team-high five catches for 51 yards (10.2 avg.) with a long of 17
 - **10/12 at TEN:** Had 68 yards on eight receptions, his fourth straight game with at least five catches
 - **10/19 vs. CLE:** Started at WR and led the team with 60 yards on four receptions including a 31-yard touchdown catch in the second quarter for his first career score ... Snapped a streak of four straight games with five or more receptions
 - **10/26 vs. MIA:** Started at WR and scored a touchdown in his second consecutive game, hooking up with QB **Blake Bortles** for a 48-yard score in the fourth quarter ... Led team with five catches for career-high 82 yards
 - **11/9 vs. DAL:** Started at WR and was targeted a team-high 10 times, finishing with five catches for 60 yards (12.0 avg.) with a long of 31 yards
 - **11/17:** Was placed on injured reserve with a foot injury ... Had surgery on Nov. 22

COLLEGE (at Penn State, 2011-13)

- Played in 35 games with 24 starts at Penn State
- Finished career with 177 receptions for 2,474 yards (14.0 avg.) with 17 TDs
- Ranked second in school history for career receptions, topped by only Deon Butler (179, 2005-08), third in receiving yards and fourth in TDs
- Two-time Big Ten Conference Receiver of the Year and earned first-team All-Big Ten honors in back-to-back seasons
- Was just the third WR in school history to earn first-team All-American honors
- Led Big Ten in receptions and receiving yards in each of his last two seasons

PERSONAL

- Attended Orchard Lake St. Mary's Preparatory School (Mich.)
- Led team to Michigan Division III state championship game as a senior
- Had 44 receptions for 720 yards and 10 TDs as a senior
- Returned two punts for TDs and intercepted two passes
- Captain of the basketball team
- Son of Tracie and Allen Robinson
- Full name: Allen Bernard Robinson II

REGULAR SEASON CAREER STATISTICS

YEAR	TEAM	GP/GS	RECS	YDS	AVG.	LG	TD
2014	JAX	10/8	48	548	11.4	54	2
2015	JAX	16/16	80	1,400	17.5	90t	14*
2016	JAX	16/16	73	883	12.1	42	6
NFL totals: 3 yrs.		42/40	201	2,831	14.1	90t	22

* single-season franchise record and tied for NFL lead

CAREER HIGHS

	GAME	SEASON
Receptions:	10 (12/6/15 at TEN)	80 (2015)
Receiving yards:	155 (9/20/15 vs. MIA)	1,400 (2015)
Long:	90t (12/27/15 at N.O.)	90t (2015)
Receiving touchdowns:	3 (12/6/15 at TEN)	14 (2015)

ALLEN ROBINSON

2016 GAME-BY-GAME STATISTICS						
DATE	OPP	RECS	YDS	AVG.	LG	TD
09/11	vs. Green Bay	6	72	12.0	22	0
09/18	at San Diego	3	54	18.0	35	0
09/25	vs. Baltimore	7	57	8.1	14	2
10/02	vs. Indianapolis	5	55	11.0	17	1
	BYE WEEK					
10/16	at Chicago	3	49	16.3	18	0
10/23	vs. Oakland	2	9	4.5	5	0
10/27	at Tennessee	6	70	11.7	21	0
11/06	at Kansas City	7	76	10.8	29	1
11/13	vs. Houston	9	107	11.9	19	1
11/20	at Detroit	3	18	6.0	11	1
11/27	at Buffalo	2	24	12.0	24	0
12/04	vs. Denver	3	31	10.3	21	0
12/11	vs. Minnesota	1	17	17.0	17	0
12/18	at Houston	2	15	7.5	9	0
12/24	vs. Tennessee	9	147	16.3	37	0
01/01	at Indianapolis	5	82	16.4	42	0
2016 totals:		73	883	12.1	42	6

2015 GAME-BY-GAME STATISTICS						
DATE	OPP	RECS	YDS	AVG.	LG	TD
09/13	vs. Carolina	1	27	27.0	27	0
09/20	vs. Miami	6	155	25.8	52	2
09/27	at New England	4	68	17.0	37	0
10/04	at Indianapolis	4	80	20.0	48	0
10/11	at Tampa Bay	7	72	10.3	21	2
10/18	vs. Houston	6	86	14.3	25	1
10/25	vs. Buffalo	6	98	16.3	23	1
	BYE WEEK					
11/08	at N.Y. Jets	6	121	20.2	44	0
11/15	at Baltimore	5	51	10.2	16	1
11/19	vs. Tennessee	5	113	22.6	38	0
11/29	vs. San Diego	5	56	11.2	25	1
12/06	at Tennessee	10	153	15.3	44	3
12/13	vs. Indianapolis	1	4	4.0	4t	1
12/20	vs. Atlanta	3	57	19.0	25	1
12/27	at New Orleans	6	151	25.2	90t	1
01/03	at Houston	5	108	21.6	36	0
2015 totals:		80	1,400	17.5	90t	14*

* single-season franchise record and tied for NFL lead

2014 GAME-BY-GAME STATISTICS						
DATE	OPP	RECS	YDS	AVG.	LG	TD
09/07	at Philadelphia	1	0	0.0	0	0
09/14	at Washington	4	75	18.8	54	0
09/21	vs. Indianapolis	7	79	11.3	21	0
09/28	at San Diego	5	38	7.6	14	0
10/05	vs. Pittsburgh	5	51	10.2	17	0
10/12	at Tennessee	8	68	8.5	15	0
10/19	vs. Cleveland	4	60	15.0	31t	1
10/26	vs. Miami	5	82	16.4	48t	1
11/02	at Cincinnati	4	35	8.8	13	0
11/09	vs. Dallas	5	60	12.0	31	0
	BYE WEEK					
11/23	at Indianapolis			IR		
11/30	vs. N.Y. Giants			IR		
12/07	vs. Houston			IR		
12/14	at Baltimore			IR		
12/18	vs. Tennessee			IR		
12/28	at Houston			IR		
2014 totals:		48	548	11.4	54	2

JAMAL ROBINSON

19

JAMAL ROBINSON

WIDE RECEIVER

6-4 205 LBS.

LOUISIANA-LAFAYETTE

BORN JANUARY 13, 1993

SLIDELL, LOUISIANA

ACQ: FREE AGENT 2016

EXP: 1ST YEAR



PRO (w/ JAX - 0/0)

- Spent training camp of his rookie season with Jacksonville
- Was on the team's practice squad for Week 1 before being released on 9/15/16
- Signed a Reserve/Future contract with the team on 1/9/17

COLLEGE (at Louisiana Lafayette, 2013-16)

- Four-year letterman
- Career totals include 156 receptions, 2,653 receiving yards and 20 touchdowns
- As a senior in 2015, started all 12 games, leading all receivers with 824 yards and five touchdowns on 54 catches
- Career-high 188 yards and one TD on 10 catches vs. South Alabama on 11/12/15 ...
- Earned first-team All-Sun Belt Conference in 2015
- 2014 and 2015 preseason All-Sun Belt Conference
- Named to the 2014 Biletnikoff Watch List (given to the best WR in college football)
- Majored in criminal justice

PERSONAL

- Graduated from Salmen High School, playing for Head Coach Jerry Leonard
- Three-star recruit by Rivals.com
- Recorded 132 catches, 1,644 yards and 27 touchdowns in final two years of high school
- Earned all-state honors as a senior
- Starter on the basketball team that won a state title his junior year
- Twitter handle is @jamalrobinson_4

JAMES SAMPLE

23 JAMES SAMPLE

SAFETY

6-2 217 LBS.


LOUISVILLE

BORN JUNE 23, 1992

SACRAMENTO, CALIFORNIA

ACQ: 4TH ROUND OF 2015 DRAFT (104TH)

EXP: 3RD YEAR



TRANSACTIONS

Originally drafted by Jacksonville in the fourth round (104th overall) of the 2015 draft ... Placed on injured reserve 8/30/16

PRO (Games played/started - 4/2)

- First player from Louisville selected by the Jaguars in team draft history
- Began rookie training camp on Active/PUP list before returning to the active roster on 8/17

2016 (w/ JAX - IR)

Spent the season on injured reserve

2015 (w/ JAX - 4/2)

Played in four games with two starts before suffering a shoulder injury and was placed on IR

- **9/13 vs. CAR:** Served as a reserve S and was active on special teams in pro debut
- **9/20 vs. MIA:** Made his first career start at SS and made five tackles (five solo)
- **9/27 at N.E.:** Made four tackles (two solo) and recorded one pass defended at FS
- **10/4 at IND:** Made his second start at SS and made four tackles (three solo)

COLLEGE (at Louisville, 2014; at Washington, 2011-12)

- Played his junior season with Louisville after transferring from American River College (Calif.) and the University of Washington
- In 2014, played in all 13 games and made 13 starts with Louisville and led the team with 90 tackles
- In 2012 at Washington, saw action in three games as a sophomore
- In 2011, saw action in two games as a freshman, before his season was cut short due to injury

PERSONAL

- Played at Grant High School in Sacramento, Calif. for head coach Mike Alberghini
- Rated as a four-star recruit by Rivals.com the No. 9 safety in the country and No. 15 prospect in California as a senior by Rivals.com
- Named a high school All-American as a senior and voted to participate in the U.S. Army All-America Bowl
- Helped lead Grant to a 12-1 record as a junior, totaling 111 tackles
- Named first-team All-Metro and a PrepStar All-American as a junior
- Twitter handle is @phenom2323

REGULAR SEASON CAREER STATISTICS

YEAR	TEAM	GP/GS	TKL	SOLO	ASST	SACKS	FF	FR	INT	PD
2015	JAX	4/2	13	10	3	0.0	0	0	0	1
2016	JAX					IR				
NFL totals: 2 yrs.		4/2	13	10	3	0.0	0	0	0	1

CAREER HIGHS

	GAME	SEASON
Tackles:	5 (9/20/15 vs. Miami)	13 (2015)
Passes defended:	1 (9/27/15 at New England)	1 (2015)

2015 GAME-BY-GAME STATISTICS

DATE	GAME	TKL	SOLO	ASST	SACKS	FF	FR	INT	PD
09/13	vs. Carolina	0	0	0	0.0	0	0	0	0
09/20	vs. Miami	5	5	0	0.0	0	0	0	0
09/27	at New England	4	2	2	0.0	0	0	0	1
10/04	at Indianapolis	4	3	1	0.0	0	0	0	0
10/11	at Tampa Bay				ina				
10/18	vs. Houston				ina				
10/25	vs. Buffalo				ina				
11/01	BYE WEEK								
11/08	at N.Y. Jets				ina				
11/15	at Baltimore				ina				
11/19	vs. Tennessee				IR				
11/29	vs. San Diego				IR				
12/06	at Tennessee				IR				
12/13	vs. Indianapolis				IR				
12/20	vs. Atlanta				IR				
12/27	at New Orleans				IR				
01/03	at Houston				IR				
2015 totals:		13	10	3	0.0	0	0	0	1

Additional statistics: 2 special teams tackles in 2015

TYLER SHATLEY

69

TYLER SHATLEY

OFFENSIVE LINEMAN

6-3 310 LBS


CLEMSON

BORN MAY 5, 1991

ICARD, NORTH CAROLINA

ACQ: ROOKIE FREE AGENT 2014

EXP: 3RD YEAR



TRANSACTIONS:

Originally signed by Jacksonville as an undrafted rookie on 5/12/14

PRO (Games played/started - 30/4)

- Has played in 30 games in three seasons with the team, primarily on special teams
- Was one of three undrafted rookies to make opening day roster in 2014

2016 (w/ JAX - 16/4)

Made two starts at C and two at LG while seeing action in all 16 games

- **9/11 vs. G.B.:** Played 11 snaps on special teams in team's season opener
- **9/18 at S.D.:** Saw action on special teams
- **9/25 vs. BAL:** Started at center and played in all 66 offensive snaps
- **10/2 vs. IND:** Played three snaps at guard and saw time on special teams
- **10/16 at CHI:** Saw action on special teams
- **10/23 vs. OAK:** Saw action on special team
- **10/27 at TEN:** Saw action on special teams
- **11/6 at K.C.:** Saw action on special teams
- **11/13 vs. HOU:** Saw action on special teams
- **11/20 at DET:** Saw action on special teams
- **11/27 at BUF:** Saw action on special teams
- **12/4 vs. DEN:** Saw action on special teams and played six snaps at center when **Brandon Linder** left the game with an ankle injury
- **12/11 vs. MIN:** Started at C
- **12/18 at HOU:** Saw action at LG after injuries to **Jeremiah Poutasi** (ankle) and **Josh Wells** (shoulder)
- **12/24 vs. TEN:** Started at LG
- **1/1 at IND:** Started at LG, helping the team rush for 182 yards

2015 (w/ JAX - 13/0)

- Saw action in 13 games, primarily on special teams

2014 (w/ JAX - 1/0)

- Earned spot on opening day roster after joining club as a rookie free agent
- Was inactive for 15 games
 - **11/9 vs. DAL:** Made NFL debut and played RG for the entire second half

COLLEGE (at Clemson, 2009-13)

- Began his career as a fullback, before moving to the defensive line in 2010 and the offensive line in the spring of 2012
- Played in 51 games with 27 starts
- Started 25 games on offense over his final two seasons and registered 60 knock-downs on 1,776 snaps
- As a senior in 2013, was a team captain and earned third-team All-ACC honors
- As a junior in 2013, named a Strength & Conditioning All-American by the NSCA
- Graduated with a degree in civil engineering

PERSONAL

- Attended East Burke (Icard, N.C.) High School where he was the No. 3 rated FB in the nation by Tom Lemming
- Did not play on the offensive line in HS
- As a FB, had 2,000 rushing yards and 31 TDs in his junior and senior seasons
- Also served as the team's punter and averaged 40.7 yards per punt
- Full name is Christian Tyler Shatley
- Twitter handle is @tyler_shatley

TELVIN SMITH

50

TELVIN SMITH

LINEBACKER

6-3 215 LBS.

FLORIDA STATE

BORN APRIL 11, 1991

VALDOSTA, GEORGIA

ACQ: 5TH ROUND OF 2014 DRAFT (144TH)

EXP: 4TH YEAR



TRANSACTIONS

Originally drafted by Jacksonville in the fifth round (144th overall) of the 2014 draft

PRO (Games played/started - 46/40)

- Fourth-year LB was drafted in the fifth round from Florida State and has emerged as a starter at WLB
- Since becoming a full-time starter in Week 12 in 2014, ranks second in the NFL with 309 tackles (240 solo)

2016 (w/ JAX - 16/16)

Set career highs and led the team with 14 tackles for loss ... Also set career highs with eight passes defended and two INTs

- **9/11 vs. G.B.:** Made his 25th career start at WLB and tallied eight tackles (six solo), including two tackles for loss
- **9/18 at S.D.:** Started at WLB and made nine tackles (seven solo), including two tackles for loss
- **9/25 vs. BAL:** Started at WLB and had seven tackles (six solo), including one tackle for a loss and two passes defended
- **10/2 vs. IND:** Recorded a team-high eight solo tackles and also had a tackle for a loss
- **10/16 at CHI:** Posted eight solo tackles, including one tackle for loss
- **10/23 vs. OAK:** Registered five tackles (four solo), including a season-high three tackles for loss
- **10/27 at TEN:** Recorded a team-high 15 tackles (10 solo) starting at WLB
- **11/6 at K.C.:** Had five solo tackles and one pass defended
- **11/13 vs. HOU:** Tied for the team-lead with six tackles (four solo)
- **11/20 at DET:** Started at WLB and led the team with eight tackles (seven solo), including one tackle for loss and one fumble recovery
- **11/27 at BUF:** Led the team with nine tackles (seven solo), including two tackles for loss
- **12/4 vs. DEN:** Tied for the team lead with six solo tackles, while also registering one sack, his first since recording two at Tennessee last season
- **12/11 vs. MIN:** Tallied two solo tackles, including one tackle for loss
- **12/18 at HOU:** Recorded eight tackles (six solo), one interception and one pass defended
- **12/24 vs. TEN:** Started at WLB and recorded five tackles (four solo)
- **1/1 at IND:** Started at WLB and recorded a team-high nine tackles (eight solo), one interception and two passes defended

2015 (w/ JAX - 14/14)

Played and started in 14 games at WLB in his second season with the Jaguars ... Finished second on the team with 128 tackles, the most in the NFL by a player in his first or second season ... Added seven passes defended, the second-most on the team

- **9/13 vs. CAR:** Recorded nine tackles (seven solo) and three tackles for loss
- **9/20 vs. MIA:** Led the team with nine tackles (six solo) and recorded one pass defended
- **9/27 at N.E.:** Recorded 11 tackles (seven solo) in team's road opener
- **10/4 at IND:** Made eight tackles (six solo) and 0.5 sacks
- **10/11 at T.B.:** Recorded 14 tackles (13 solo) and one tackle for loss
- **10/25 vs. BUF:** Made a team-high nine tackles (eight solo), including two tackles for loss and three passes defended ... Recorded his first career TD, intercepting QB **E.J. Manuel** and returning it 26 yards for the second-quarter score
- **11/8 at NYJ:** Made seven tackles (five solo), including two passes defended, one forced fumble and a tackle for loss
- **11/15 at BAL:** Led the team with 12 tackles (five solo)
- **12/6 at TEN:** Registered nine tackles (seven solo), two sacks, including one sack-fumble ... First Jaguars LB with multiple sacks in a single game since **Paul Posluszny** registered 2.0 sacks in Week 17 of the 2012 season and is just the sixth linebacker in franchise history to accomplish the feat, joining Posluszny, **Mike Peterson**, **Akin Ayodele**, **Kevin Hardy** (two games with multiple sacks) and **Brant Boyer** (two games with multiple sacks)
- **12/13 vs. IND:** Started at WLB and made nine tackles (eight solo), including one tackle for loss ... Added one pass defended

2014 (w/ JAX - 16/10)

Appeared in all 16 games and made 10 starts at LB ... Ranked second on team with 99 tackles (68 solo) and nine tackles for loss ... Had a team-high two fumble recoveries along with four passes defended, one QB hit and one forced fumble ... Ranked third

among all NFL rookies in tackles

- **9/7 at PHI:** Made NFL debut and posted three solo tackles with one stop for loss
- **9/14 at WAS:** Produced four tackles (two solo) including his first career sack: QB **Kirk Cousins** for an 11-yard loss in the fourth quarter
- **10/19 vs. CLE:** Named AFC Defensive Player of the Week after producing a sack/forced fumble, interception and two passes defended ... Registered a sack/forced fumble of QB **Brian Hoyer** in the third quarter and the ball was recovered by **Paul Posluszny** ... With 5:21 remaining in the game, Smith picked off Hoyer and returned it 15 yards to set up a Jaguars TD
- **11/23 at IND:** Started at LB and paced the team with 12 tackles (nine solo) along with two fumble recoveries and two tackles for loss ... Recovered an **Andrew Luck** fumble in the first quarter and a **Dan Herron** fumble in the second quarter
- **11/30 vs. NYG:** Started at LB and had double-digit tackles for the second straight game, finishing with 10 stops (eight solo)
- **12/18 vs. TEN:** Compiled a then career-high 15 tackles (10 solo) including one for loss
- **12/28 at HOU:** Registered a career-high 16 tackles (11 solo) in the season-finale

COLLEGE (at Florida State, 2010-13)

- Appeared in 54 games with 15 starts
- Totaled 214 tackles (139 solo) with seven sacks, 29 tackles for loss and six QB pressures
- Added four fumble recoveries and two forced fumbles
- Had 10 passes defended and four INTs, three returned for TDs
- Started all 14 games as a senior and tallied a team-high 90 tackles (61 solo), three INTs, 9.5 tackles for loss, two sacks, two fumble recoveries and four passes defended
- Recorded three INTs and tied the school single-season record with three returned for TDs
- First-team All-ACC selection by the league's coaches, ESPN.com and The Sporting News
- Majored in sports administration

PERSONAL

- Attended Lowndes High School in Georgia
- Received four-star ranking from Rivals.com and a three-star rating from Scout.com
- Super Prep All-State selection
- Registered 109 tackles (84 solo) as a senior with a pair of INTs
- Recorded 97 tackles, 16 tackles for loss and two INTs as a junior, leading team to Class 5A championship
- Played in the Georgia Athletic Coaches Association North/South All-Star Classic
- Twitter handle is @TelvinSmith_22



REGULAR SEASON CAREER STATISTICS

YEAR	TEAM	GP/GS	TKL	SOLO	ASST	TFL	SACKS	ST	FF	FR	PD	INT
2014	JAX	16/10	99	68	31	9	2.0	4	1	2	4	1
2015	JAX	14/14	128	99	29	13	2.5	0	2	0	7	1
2016	JAX	16/16	118	98	20	14	1.0	0	0	1	8	2
NFL totals: 3 yrs.		46/40	345	265	80	36	5.5	4	3	3	19	4



CAREER HIGHS

	GAME	SEASON
Tackles:	16 (12/28/14 at HOU)	128 (2015)
Tackles for loss:	3 (9/13/15 vs. CAR)	14 (2016)
Sacks:	2.0 (12/6/15 at TEN)	2.5 (2015)
Forced fumbles:	1 (three times; last: 12/6/15 at TEN)	2 (2015)
Fumble recoveries:	2 (11/23/14 at IND)	2 (2014)
Passes defended:	3 (10/25/15 vs. BUF)	8 (2016)
Interceptions:	1 (three times; last: 12/18/16 at HOU)	2 (2016)



2016 GAME-BY-GAME STATISTICS

DATE	GAME	TKL	SOLO	ASST	TFL	SACKS	ST	FF	FR	PD	INT
09/11	vs. Green Bay	8	6	2	2	0.0	0	0	0	0	0
09/18	at San Diego	9	7	2	2	0.0	0	0	0	0	0
09/25	vs. Baltimore	7	6	1	1	0.0	0	0	0	2	0
10/02	vs. Indianapolis	8	8	0	1	0.0	0	0	0	0	0
BYE WEEK											
10/16	at Chicago	8	8	0	1	0.0	0	0	0	1	0
10/23	vs. Oakland	5	4	1	3	0.0	0	0	0	0	0
10/27	at Tennessee	15	10	5	0	0.0	0	0	0	1	0
11/06	at Kansas City	5	5	0	0	0.0	0	0	0	1	0
11/13	vs. Houston	6	4	2	0	0.0	0	0	0	0	0
11/20	at Detroit	8	7	1	1	0.0	0	0	1	0	0
11/27	at Buffalo	9	7	2	2	0.0	0	0	0	0	0
12/04	vs. Denver	6	6	0	0	1.0	0	0	0	0	0
12/11	vs. Minnesota	2	2	0	1	0.0	0	0	0	0	0
12/18	at Houston	8	6	2	0	0.0	0	0	0	1	1
12/24	vs. Tennessee	5	4	1	0	0.0	0	0	0	0	0
01/01	at Indianapolis	9	8	1	0	0.0	0	0	0	2	1
2016 totals:		118	98	20	14	1.0	0	0	1	8	2

TELVIN SMITH



2015 GAME-BY-GAME STATISTICS

DATE	GAME	TKL	SOLO	ASST	TFL	SACKS	ST	FF	FR	PD	INT
09/13	vs. Carolina	9	7	2	3	0.0	0	0	0	0	0
09/20	vs. Miami	9	6	3	0	0.0	0	0	0	1	1
09/27	at New England	11	7	4	0	0.0	0	0	0	0	0
10/04	at Indianapolis	9	5	4	1	0.5	0	0	0	0	0
10/11	at Tampa Bay	14	13	1	1	0.0	0	0	0	0	0
10/18	vs. Houston	7	7	0	1	0.0	0	0	0	0	0
10/25	vs. Buffalo	9	8	1	2	0.0	0	0	0	3	1
BYE WEEK											
11/08	at N.Y. Jets	8	6	2	1	0.0	0	1	0	2	0
11/15	at Baltimore	12	5	7	0	0.0	0	0	0	0	0
11/19	vs. Tennessee	9	8	1	1	0.0	0	0	0	0	0
11/29	vs. San Diego	7	6	1	0	0.0	0	0	0	0	0
12/06	at Tennessee	9	7	2	1	2.0	0	1	0	0	0
12/13	vs. Indianapolis	9	8	1	1	0.0	0	0	0	1	0
12/20	vs. Atlanta	6	6	0	1	0.0	0	0	0	0	0
12/27	at New Orleans					ina					
01/03	at Houston					ina					
2015 totals:		128	99	29	13	2.5	0	2	0	7	1



2014 GAME-BY-GAME STATISTICS

DATE	GAME	TKL	SOLO	ASST	TFL	SACKS	ST	FF	FR	PD	INT
09/07	at Philadelphia	3	3	0	1	0.0	0	0	0	0	0
09/14	at Washington	4	2	2	1	1.0	0	0	0	0	0
09/21	vs. Indianapolis	3	2	1	0	0.0	0	0	0	0	0
09/28	at San Diego	1	1	0	0	0.0	0	0	0	0	0
10/05	vs. Pittsburgh	4	2	2	0	0.0	0	0	0	0	0
10/12	at Tennessee	2	2	0	0	0.0	0	0	0	0	0
10/19	vs. Cleveland	4	3	1	1	1.0	0	1	0	2	1
10/26	vs. Miami	5	2	3	0	0.0	0	0	0	1	0
11/02	at Cincinnati	7	5	2	0	0.0	0	0	0	0	0
11/09	vs. Dallas	3	3	0	1	0.0	0	0	0	0	0
BYE WEEK											
11/23	at Indianapolis	12	9	3	2	0.0	0	0	2	0	0
11/30	vs. N.Y. Giants	10	9	2	0	0.0	0	0	0	0	0
12/07	vs. Houston	5	4	1	2	0.0	0	0	0	1	0
12/14	at Baltimore	5	1	4	0	0.0	0	0	0	0	0
12/18	vs. Tennessee	15	10	5	1	0.0	0	0	0	0	0
12/28	at Houston	16	11	5	0	0.0	0	0	0	0	0
2014 totals:		99	68	31	9	2.0	0	1	2	4	1

NEAL STERLING

87

NEAL STERLING



TIGHT END

6-4 257 LBS.

MONMOUTH

BORN JANUARY 14, 1992

BELMAR, NEW JERSEY

ACQ: 7TH ROUND OF 2015 DRAFT (220TH)

EXP: 3RD YEAR

TRANSACTIONS

Originally drafted by Jacksonville in the seventh round (220th overall) of the 2015 draft ... Waived on 9/5/15 ... Signed to the practice squad on 9/6/15 ... Promoted to the active roster on 10/20/15

PRO (Games played/started - 19/1)

- First player selected from Monmouth in Jaguars draft history
- Second player from Monmouth selected in the NFL Draft with the first being John Nalbano, who was chosen 161st overall in 2009 by the Miami Dolphins
- Switched from WR to TE prior to the 2016 season

2016 (w/ JAX - 10/1)

Saw action in 10 games, including one start ... Totaled 12 receptions for 110 receiving yards

- **9/11 vs. G.B.:** Played 18 snaps on special teams
- **9/18 at S.D.:** Lined up at WR and saw action on special teams
- **9/25 vs. BAL.:** Contributed on special teams and lined up at WR
- **10/2 vs. IND:** Recorded his first career reception, a 10-yard pass from QB **Blake Bortles**
- **10/16 at CHI:** Inactive (foot)
- **10/23 vs. OAK:** Inactive for the second straight week
- **10/27 at TEN:** Inactive
- **11/6 at K.C.:** Inactive
- **11/13 vs. HOU:** Saw action on special teams
- **11/20 at DET:** Saw action on special teams
- **11/27 at BUF:** Saw action at TE, posting two receptions for 16 yards, and on special teams
- **12/4 vs. DEN:** Recorded career- and team-highs with five receptions for 43 yards (8.6 rec. avg.)
- **12/11 vs. MIN:** Earned his first career start at TE and had three receptions for 27 yards (9.0 rec. avg.)
- **12/18 at HOU:** Recorded one reception for 14 yards before suffering a concussion
- **12/24 vs. TEN:** Inactive (concussion)
- **1/1 at IND:** Inactive (concussion)

2015 (w/ JAX - 9/0)

- Spent the first six weeks of his rookie season on the practice squad before promotion to the active roster
- Played in nine games on special teams

COLLEGE (at Monmouth, 2010-14)

- Career totals include 212 receptions, 2,615 yards and 22 touchdowns in 43 career games
- Finished his career as the most decorated Monmouth wide receiver since Miles Austin, finishing in the top three in every Monmouth receiving record
- Became the school's all-time leader in receptions in Monmouth's second-to-last game of his senior season against top-ranked Coastal Carolina
- Majored in health studies and physical education

PERSONAL

- Played wide receiver and safety under coach Pete Cahill at Manasquan (N.J.) High School
- Helped lead the Warriors to a 9-3 record and a National-Division Championship
- Earned First Team All-Shore Conference, All-Monmouth County and All-Division honors at WR in 2009
- Member of National Honor Society
- Son of Michael and Tina Sterling

REGULAR SEASON CAREER STATISTICS

YEAR	TEAM	GP/GS	RECs	YDS	AVG.	LG	TD
2015	JAX	9/0	0	0	0.0	0	0
2016	JAX	10/1	12	110	9.2	17	0
2016 totals: 2 yrs.		19/1	12	110	9.2	17	0

2016 GAME-BY-GAME STATISTICS

DATE	OPP	RECs	YDS	AVG.	LG	TD
09/11	vs. Green Bay	0	0	0.0	0	0
09/18	at San Diego	0	0	0.0	0	0
09/25	vs. Baltimore	0	0	0.0	0	0
10/02	vs. Indianapolis	1	10	10.0	10	0
BYE WEEK						
10/16	at Chicago			ina		
10/23	vs. Oakland			ina		
10/27	at Tennessee			ina		
11/06	at Kansas City			ina		
11/13	vs. Houston	0	0	0.0	0	0
11/20	at Detroit	0	0	0.0	0	0
11/27	at Buffalo	2	16	8.0	10	0
12/04	vs. Denver	5	43	8.6	17	0
12/11	vs. Minnesota	3	27	9.0	13	0
12/18	at Houston	1	14	14.0	14	0
12/24	vs. Tennessee			ina		
01/01	at Indianapolis			ina		
2016 totals:		12	110	9.2	17	0

PEYTON THOMPSON

25 PEYTON THOMPSON

FREE SAFETY
5-10 184 LBS.
SAN JOSE STATE
BORN SEPTEMBER 26, 1990
ABILENE, TEXAS
ACQ: FREE AGENT 2014
EXP: 3RD YEAR



TRANSACTIONS

Originally signed by Atlanta as an undrafted rookie on 4/30/12 ... Waived on 8/31/12 ... Signed by Atlanta to the practice squad on 9/1/12 ... Signed by Atlanta to the 90-man roster on 1/21/13 ... Waived on 8/30/13 ... Signed by Washington to the practice squad on 11/26/13 ... Signed by Washington to the 90-man roster on 13/31/13 ... Waived on 8/9/14 ... Signed by Chicago on 8/18/14 ... Waived on 8/24/14 ... Signed by Jacksonville to the practice squad on 9/1/14 ... Signed to Jacksonville's active roster on 10/25/14 ... Waived on 11/11/14 ... Signed by Jacksonville to the practice squad on 11/12/14 ... Waived on 9/5/15 ... Signed by Jacksonville to the practice squad on 9/6/15 ... Activated to the 53-man active roster on 9/19/15

PRO (Games played/started - 32/0)

- Third-year CB has spent time with Atlanta, Washington, Chicago and Jacksonville
- Entered NFL as an undrafted rookie with the Falcons in 2012

2016 (w/ JAX - 15/0)

Saw action in 15 games ... Led the team seven special team tackles

- **9/11 vs. G.B.:** Played 18 snaps on special teams in the team's season opener
- **9/18 at S.D.:** Saw action on special teams
- **9/25 vs. BAL:** Saw action on special teams
- **10/2 vs. IND:** Made one stop on special teams
- **10/16 at CHI:** Saw action on special teams
- **10/23 vs. OAK:** Saw action on special teams and assisted on one ST tackle
- **10/27 at TEN:** Saw action on special teams
- **11/6 at K.C.:** Saw action on special teams
- **11/13 vs. HOU:** Saw action on special teams
- **11/20 at DET:** Saw action at CB and made two tackles (one solo)
- **11/27 at BUF:** Led the team with three special teams tackles
- **12/4 vs. DEN:** Saw action on special teams
- **12/11 vs. MIN:** Inactive (ankle)
- **12/18 at HOU:** Saw action in relief of CB Aaron Colvin (ankle) and recorded three tackles (two solo)
- **12/24 vs. TEN:** Saw action on special teams and recorded one special teams tackle
- **1/1 at IND:** Saw action on special teams

2015 (w/ JAX - 15/0)

Played in 15 games after promotion from the practice squad after Week 1 ... Totaled eight tackles (six solo), one pass defended and 0.5 sacks

- **9/20 vs. MIA:** Made two solo tackles and recorded one pass defended in season debut
- **9/27 at N.E.:** Made two solo tackles at CB and FS and saw action on special teams
- **1/3 at HOU:** Saw action at CB and on special teams ... Tallied one tackle and 0.5 sacks

2014 (w/ JAX - 2/0)

Saw action in two games

- **11/2 at CIN:** Made his NFL debut

2013 (w/ WAS - ps)

Spent the offseason with the Atlanta Falcons before being released on Aug. 30 ... Signed to the Redskins' practice squad in Week 13

2012 (w/ ATL - ps)

Spent the season on the Atlanta's practice squad

COLLEGE (at San Jose State, 2008-11)

- Credited with 186 tackles (125 solo), 10.5 tackles for loss, seven interceptions, one sack, two forced fumbles, two fumble recoveries and 22 passes defended in his four seasons at San Jose State
- As a senior in 2011, played in all 13 games with 11 starts
- Shared the team lead with 10 pass break-ups and finished second on the team with two interceptions that year
- Also added 82 total tackles, which ranked third for the Spartans
- Graduated with a degree in sociology
- Twitter handle is @tattedNspatted

PERSONAL

- Attended Granite Bay (Calif.) High School, where he was a two-time Sacramento Bee honorable mention All-Metro
- Lettered in football and track
- Set a school record in the 400-yard dash (48.2 seconds)

REGULAR SEASON CAREER STATISTICS

YEAR	TEAM	GP/GS	TKL	SOLO	ASST	SACKS	FF	FR	PD	INT
2014	JAX	2/0	0	0	0	0.0	0	0	0	0
2015	JAX	15/0	8	6	2	0.5	0	0	1	0
2016	JAX	15/0	5	3	2	0.0	0	0	0	0
Career totals:		3 yrs. 32/0	13	9	4	0.5	0	0	1	0

Additional statistics: five special teams tackles in 2015; six in 2016

CAREER HIGHS

	GAME	SEASON
Tackles:	3 (12/18/16 at HOU)	8 (2015)
Sacks:	0.5 (1/3/15 at HOU)	0.5 (2015)
Passes defended:	1 (9/20/15 vs. MIA)	1 (2015)

2016 GAME-BY-GAME STATISTICS

DATE	GAME	TKL	SOLO	ASST	SACKS	FF	FR	PD	INT
09/11	vs. Green Bay	0	0	0	0.0	0	0	0	0
09/18	at San Diego	0	0	0	0.0	0	0	0	0
09/25	vs. Baltimore	0	0	0	0.0	0	0	0	0
10/02	vs. Indianapolis	0	0	0	0.0	0	0	0	0
	BYE WEEK								
10/16	at Chicago	0	0	0	0.0	0	0	0	0
10/23	vs. Oakland	0	0	0	0.0	0	0	0	0
10/27	at Tennessee	0	0	0	0.0	0	0	0	0
11/06	at Kansas City	0	0	0	0.0	0	0	0	0
11/13	vs. Houston	0	0	0	0.0	0	0	0	0
11/20	at Detroit	2	1	1	0.0	0	0	0	0
11/27	at Buffalo	0	0	0	0.0	0	0	0	0
12/04	vs. Denver	0	0	0	0.0	0	0	0	0
12/11	vs. Minnesota				ina				
12/18	at Houston	3	2	1	0.0	0	0	0	0
12/24	vs. Tennessee	0	0	0	0.0	0	0	0	0
01/01	at Indianapolis	0	0	0	0.0	0	0	0	0
2016 totals:		5	3	2	0.0	0	0	0	0

Additional statistics: six special teams tackles in 2016

2015 GAME-BY-GAME STATISTICS

DATE	GAME	TKL	SOLO	ASST	SACKS	FF	FR	PD	INT
09/13	vs. Carolina				ps				
09/20	vs. Miami	2	2	0	0.0	0	0	1	0
09/27	at New England	2	2	0	0.0	0	0	0	0
10/04	at Indianapolis	1	0	1	0.0	0	0	0	0
10/11	at Tampa Bay	0	0	0	0.0	0	0	0	0
10/18	vs. Houston	0	0	0	0.0	0	0	0	0
10/25	vs. Buffalo	0	0	0	0.0	0	0	0	0
11/01	BYE WEEK								
11/08	at N.Y. Jets	1	1	0	0.0	0	0	0	0
11/15	at Baltimore	0	0	0	0.0	0	0	0	0
11/19	vs. Tennessee	0	0	0	0.0	0	0	0	0
11/29	vs. San Diego	0	0	0	0.0	0	0	0	0
12/06	at Tennessee	0	0	0	0.0	0	0	0	0
12/13	vs. Indianapolis	0	0	0	0.0	0	0	0	0
12/20	vs. Atlanta	1	1	0	0.0	0	0	0	0
12/27	at New Orleans	0	0	0	0.0	0	0	0	0
01/03	at Houston	1	0	1	0.5	0	0	0	0
2015 totals:		8	6	2	0.5	0	0	1	0

Additional statistics: five special teams tackles in 2015

CARSON TINKER

46

CARSON TINKER

LONG SNAPPER

6-0 237 LBS.


ALABAMA

BORN NOVEMBER 15, 1989

MURFREESBORO, TENNESSEE

ACQ: ROOKIE FREE AGENT 2013

EXP: 5TH YEAR



- As a freshman, saw action in a 45-0 win over Chattanooga on homecoming
- Redshirted in 2008
- Majored in pre-business

PERSONAL

- Attended Riverdale (Tenn.) High School
- Led team to an 11-1 record as a senior
- Twitter handle is @carsontink

TRANSACTIONS

Originally signed by Jacksonville as an undrafted rookie on 4/27/13

PRO (Games played/started - 64/0)

- Fifth-year LS has played in all 63 games to begin his career
- Was originally signed as an undrafted rookie in 2013 and earned the job in the preseason
- Has 13 career special teams tackles

2016 (w/ JAX - 16/0)

Voted special teams captain by teammates

- **9/11 vs. G.B.:** Served as the long snapper in the team's season opener
- **9/18 at S.D.:** Served as the team's long snapper
- **9/25 vs. BAL:** Served as the team's long snapper
- **10/2 vs. IND:** Served as the team's long snapper
- **10/16 at CHI:** Served as the team's long snapper
- **10/23 vs. OAK:** Served as the team's long snapper
- **10/27 at TEN:** Served as the team's long snapper
- **11/6 at K.C.:** Served as the team's long snapper
- **11/13 vs. HOU:** Served as the team's long snapper
- **11/20 at DET:** Served as the team's long snapper
- **11/27 at BUF:** Served as the team's long snapper
- **12/4 vs. DEN:** Served as the team's long snapper
- **12/11 vs. MIN:** Served as the team's long snapper
- **12/18 at HOU:** Served as the team's long snapper
- **12/24 vs. TEN:** Served as the team's long snapper
- **1/1 at IND:** Served as the team's long snapper

2015 (w/ JAX - 16/0)

Served as the team's long snapper in all 16 games and finished second on the team with six special teams tackles

- **9/20 vs. MIA:** Served as the long snapper for P **Bryan Anger's** seven punts and K **Jason Myers' three** made field goals, including a 28-yard game-winner with 40 seconds remaining in the fourth quarter
- **11/8 at NYJ:** Served as the team's long snapper on two PATs, three FGs and five punts, and made one special teams tackle
- **11/15 at BAL:** Served as the team's long snapper on three made field goals from Myers, including the 53-yard game-winner with no time left on the clock
- **12/13 vs. TEN:** Served as the team's long snapper on seven extra points, five punts and one field goal ... Added a special teams tackle

2014 (w/ JAX - 16/0)

Played in all 16 games for the second consecutive season ... Totaled five special teams tackles

- **9/7 at PHI:** Led team with two special teams tackles in the season-opener
- **11/2 at CIN:** Had one special teams tackle
- **11/30 vs. NYG:** Totaled one special teams tackle
- **12/28 at HOU:** Had one special teams tackle

2013 (w/ JAX - 16/0)

Played in all 16 games as a rookie ... Won the LS job in the preseason ... Had two special teams tackles

- **9/8 vs. KC:** Made NFL debut and served as long snapper on franchise-record 11 punts
- **9/29 vs. IND:** Saw action as long snapper on special teams and made first career tackle
- **11/17 vs. ARI:** Had one special teams tackle
- **12/1 at CLE:** Had one special teams tackle on punt return in the first quarter

COLLEGE (at Alabama, 2008-12)

- Two-year letterman
- Appeared in 38 games at LS
- Started all 13 games as a senior and successfully completed 133 of 135 snapping attempts
- As a junior, handled both field goal/extra point duties and punt duties and successfully completed all 130 snapping opportunities (91 FG/PAT and 39 punts)
- As a sophomore, started all 13 games and was 121 of 123 on snapping opportunities (58 PAT, 40 punts and 24 FG)

EARL WATFORD

68

EARL WATFORD

OFFENSIVE LINEMAN
6-3 300 LBS.
JAMES MADISON
BORN JUNE 24, 1990
PHILADELPHIA, PENNSYLVANIA
ACQ: UFA (ARIZONA) 2017
EXP: 5TH YEAR



TRANSACTIONS

Originally drafted by Arizona in the fourth round (116th overall) of the 2013 Draft ... Signed by Jacksonville as an unrestricted free agent on 3/11/17

PRO (Games played/started - 33/12, 1/0)

• Has played at RT and RG over the last three seasons

2016 (w/ ARI - 15/10)

Started 10 of the 15 games played (eight at RG, two at RT)

- **10/6 at S.F.:** Was part of an offensive line that did not allow QB **Carson Palmer** to be sacked and helped the offense to rush 171 yards on 35 carries, including 10 first downs, and three TDs
- **12/18 vs. N.O.:** Helped the offense total 425 yards, including 116 rushing yards and three TDs ... Allowed one sack in 56 plays

2015 (w/ ARI - 8/2)

Played in eight games and started the first two games of the season at RT ... Placed on IR on Dec. 8

- **9/13 vs. N.O.:** Made his first career start
- **11/22 vs. CIN:** Helped the offense rush for 117 yards and a TD on 33 carries

2014 (w/ MIA - 9/9)

Played in 10 games and one playoff game, seeing action primarily on special teams

- **9/14 at NYG:** Made NFL debut
- **10/5 at DEN:** Recovered a Cardinals' muffed punt in the third quarter
- **12/11 at STL:** Played his first career snaps on offense at RG

2013 (w/ ARI - 0/0)

Active for three games during the season but did not see action

COLLEGE (at James Madison - 2008-13)

- Appeared in 43 games with 37 starts, including starts in each of his final 35 appearances
- A two-time first-team All-Colonial Athletic Association selection and he earned first-team All-American honors as a senior
- Started all 11 games as a senior and only allowed one sack
- Majored in Communications Sciences and Disorders

PERSONAL

- Attended Simon Gratz (Philadelphia) High School
- Was a first-team All-City selection and named to the second-team All-Decade Public team on the defense by the *Philadelphia News*
- Twitter is @EWatts78

JOSH WELLS

72

JOSH WELLS

OFFENSIVE LINEMAN
6-6 306 LBS
JAMES MADISON
BORN FEBRUARY 14, 1991
MECHANICSVILLE, VIRGINIA
ACQ: ROOKIE FREE AGENT 2014
EXP: 3RD YEAR



TRANSACTIONS

Originally signed by Jacksonville as an undrafted rookie on 5/14/14 ... Placed on injured reserve on 9/4/16 ... Activated to 53-man roster on 11/21/16

PRO (Games played/started - 17/0)

• Third-year OL has contributed on special teams, LT, LG and RT

2016 (w/ JAX - 5/0)

Spent the first 11 weeks on the team's injured reserve list (thumb) before being activated to the 53-man roster prior Week 12

- **11/27 at BUF:** Made his 2016 debut on special teams
- **12/4 vs. DEN:** Saw action on special teams
- **12/11 vs. MIN:** Saw one snap at LT and saw action on special teams
- **12/18 at HOU:** Saw action at LG in relief of **Jeremiah Poutasi** ... Left the game with a shoulder injury and did not return
- **12/24 vs. TEN:** Dressed but did not play
- **1/1 at IND:** Saw action along the offensive line

2015 (w/ JAX - IR)

Placed on injured reserve on August 28 with a thumb injury

2014 (w/ JAX - 12/0)

One of three undrafted rookies to make opening day roster (**Tyler Shatley**, **Allen Hurns**) ... Played in 12 games as a rookie, primarily on special teams

- **9/21 at IND:** Made NFL debut on special teams
- **10/26 vs. MIA:** Inserted into the game in the first quarter for **Luke Joeckel** (concussion) at LT and played the remainder of the game
- **11/30 vs. NYG:** Inserted into the game in the second quarter for an injured **Austin Pasztor** at RT and played every snap

COLLEGE (at James Madison, 2009-13)

- Four-year letterman
- Started all 12 games as a senior in 2013 while serving as a team captain
- Two-time second-team All-CAA selection
- Saw action at TE and DL to fill-in for injury
- Majored in sports management

PERSONAL

- Four-year letterman at QB for Hanover (Mechanicsville, Va.) High School, where he threw for more than 4,000 yards and 28 TDs while rushing for 900 yards and five TDs
- First-team All-Capital District selection as a senior
- Two-year team captain
- Full name is Joshua Ryan Wells
- Twitter handle is @J_Wells72

JARROD WILSON

47

JARROD WILSON



SAFETY

6-2 210 LBS

MICHIGAN

BORN FEBRUARY 9, 1994

AKRON, OHIO

ACQ: FREE AGENT 2016

EXP: 2ND YEAR

TRANSACTIONS

Originally signed by Jacksonville as an undrafted rookie on May 1, 2016

PRO (Games played/started - 16/0)

- Made his NFL debut in Week 1 of the 2016 season

2016 (w/ JAX - 16/0)

- **9/11 vs. G.B.:** Made his NFL and Jaguars debut and played 12 snaps on special teams
- **9/18 at S.D.:** Played four snaps at SS and four snaps on special teams
- **9/25 vs. BAL:** Saw action on special teams
- **10/2 vs. IND:** Played one snap at safety and contributed on special teams
- **10/16 at CHI:** Saw one snap at SS and contributed on special teams
- **10/23 vs. OAK:** Saw action on special teams and on defense and led the team with four ST tackles (three solo)
- **10/27 at TEN:** Saw action on special teams and assisted on one special teams tackle
- **11/6 at K.C.:** Saw action on special teams
- **11/13 vs. HOU:** Saw three snaps at SS and registered one solo tackle ... Also saw action on special teams
- **11/20 at DET:** Saw action primarily on special teams
- **11/27 at BUF:** Saw action primarily on special teams
- **12/4 vs. DEN:** Played two snaps at safety and saw action on special teams
- **12/11 vs. MIN:** Saw nine snaps at SS and action on special teams, recording one special teams tackles
- **12/18 at HOU:** Saw action at FS in goal-line situations and recorded one solo tackle
- **12/24 vs. TEN:** Saw action on special teams
- **1/1 at IND:** Played two snaps at safety and saw action on special teams

COLLEGE (at Michigan, 2012-15)

- Four-year letterman
- Appeared in 48 games with 31 starts
- Career totals include 169 tackles, 4 tackles for loss, one forced fumble, one fumble recovery, four INTs and seven passes defended
- Named a 2015 All-Big Ten honorable mention
- As a senior in 2015, started all 13 games at safety
- As a junior in 2014, started 10 games at safety and totaled 50 tackles and one forced fumble
- Majored in general studies in the College of Literature, Science and the Arts

PERSONAL

- Attended Akron (Ohio) Buchtel High School where he played for former Michigan RB Ricky Powers
- Registered 71 tackles and three INTs, including one pick-six, as a senior in 2011 en route to first-team All-State honors
- Also lettered in basketball
- His uncle, Dave Young, played at Purdue and for the Baltimore Colts

REGULAR SEASON CAREER STATISTICS

YEAR	TEAM	GP/GS	TKL	SOLO	ASST	SACKS	FF	FR	PD	INT
2016	JAX	16/0	2	2	0	0.0	0	0	0	0
Career totals: 1 yr. 16/0			2	2	0	0.0	0	0	0	0

2016 GAME-BY-GAME STATISTICS

DATE	GAME	TKL	SOLO	ASST	SACKS	FF	FR	PD	INT
09/11	vs. Green Bay	0	0	0	0.0	0	0	0	0
09/18	at San Diego	0	0	0	0.0	0	0	0	0
09/25	vs. Baltimore	0	0	0	0.0	0	0	0	0
10/02	vs. Indianapolis	0	0	0	0.0	0	0	0	0
	BYE WEEK								
10/16	at Chicago	0	0	0	0.0	0	0	0	0
10/23	vs. Oakland	0	0	0	0.0	0	0	0	0
10/27	at Tennessee	0	0	0	0.0	0	0	0	0
11/06	at Kansas City	0	0	0	0.0	0	0	0	0
11/13	vs. Houston	1	1	0	0.0	0	0	0	0
11/20	at Detroit	0	0	0	0.0	0	0	0	0
11/27	at Buffalo	0	0	0	0.0	0	0	0	0
12/04	vs. Denver	0	0	0	0.0	0	0	0	0
12/11	vs. Minnesota	0	0	0	0.0	0	0	0	0
12/18	at Houston	1	1	0	0.0	0	0	0	0
12/24	vs. Tennessee	0	0	0	0.0	0	0	0	0
01/01	at Indianapolis	0	0	0	0.0	0	0	0	0
2016 totals:		2	2	0	0.0	0	0	0	0

Additional statistics: six special teams tackles in 2016

JONATHAN WOODARD

98 JONATHAN WOODARD

DEFENSIVE END

6-5 287 LBS


CENTRAL ARKANSAS

BORN SEPTEMBER 19, 1993

BRENTWOOD, TENNESSEE

ACQ: 7TH ROUND OF 2016 DRAFT (226TH)

EXP: 1ST YEAR



COLLEGE CAREER STATISTICS

YEAR	GP	TKL	SOLO	ASST	SACKS	FF	FR	PD	TFL	INT
2015	11	34	15	19	5.5	1	1	0	11.5	0
2014	12	56	30	26	10.0	0	0	2	18.5	1
2013	12	50	34	16	8.0	2	1	1	11.5	0
2012	12	36	27	9	7.0	2	3	0	11.5	0
Totals: 4 yrs.	47	176	106	70	30.5	5	5	3	53.0	1

TRANSACTIONS

- Originally drafted by Jacksonville in the seventh round (226th overall) of the 2016 NFL Draft ... Placed on the team's Reserve/Physically Unable to Perform list on 8/29/16

2016 (w/JAX - PUP)

- Spent the season on the physically unable to perform list on 8/29/16

COLLEGE (at Central Arkansas, 2013-15)

- Recorded 174 tackles during his four-year career
- Set Central Arkansas records with 30.5 sacks and 53.0 tackles for loss
- Four-time All-Southland Conference (2012-15)

PERSONAL

- Attended Ravenwood High School (Tennessee)
- Made 73 tackles, 11.0 sacks, 18 QB hurries and seven pass breakups during junior and senior seasons
- Two-year letterman in track and field (jumps and sprints)

SHANE WYNN

14

SHANE WYNN

WIDE RECEIVER

5-6 168 LBS

INDIANA

BORN NOVEMBER 15, 1992

CLEVELAND, OHIO

ACQ: FREE AGENT 2016

EXP: 2ND YEAR



TRANSACTIONS

• Originally signed with Atlanta as an undrafted rookie on 5/6/15 ... Waived by Atlanta on 6/18/15 ... Claimed off waivers by Cleveland on 6/19/15 ... Waived by Cleveland on 8/31/15 ... Signed by New York Jets to the practice squad on 11/4/15 ... Released from the practice squad on 11/16/15 ... Signed by San Diego to the practice squad on 12/2/15 ... Released from practice squad on 12/11/15 ... Signed as a free agent with New Orleans on 1/7/16 ... Waived by New Orleans on 5/16/16 ... Signed as a free agent with Jacksonville on 6/16/16

PRO (Games played/started - 5/0)

• Made his NFL debut in Week 13 of the 2016 season

2016 (w/ JAX - 5/0)

Spent the first 12 weeks on the team's practice squad before being activated to the 53-man roster prior Week 13

- **12/4 vs. DEN:** Made his NFL debut and rushed twice for five yards
- **12/11 vs. MIN:** Posted his first career reception, a 19-yard completion in the fourth quarter
- **12/18 at HOU:** Registered one snap at WR
- **12/24 vs. TEN:** Saw action at WR
- **1/1 at IND:** Saw action at WR

COLLEGE (at Indiana, 2011-14)

- Played in 48 career games at Indiana
- Finished his career tied for second in receptions (189), seventh in receiving yards (2,189) and tied for third in receiving touchdowns (20) in school history, as well as third in kick return yards (1,854), fourth in all-purpose yards (4,429) and tied for eighth in total touchdowns (25)
- Named All-Big Ten Honorable Mention in his senior year (2014)

HIGH SCHOOL

- Attended Glenville High School (Cleveland, Ohio)
- Also ran track, where he was member of state champion indoor 4x200-meter relay and indoor 4x400-meter teams in 2009 and 2010

REGULAR SEASON CAREER STATISTICS

YEAR	TEAM	GP/GS	RUSHING					RECEIVING				
			NO	YDS	AVG	LG	TD	NO	YDS	AVG	LG	TD
2016	JAX	5/0	2	5	2.5	7	0	1	19	19.0	19	0
NFL totals: 1 yr.		5/0	2	5	2.5	7	0	1	19	19.0	19	0

2016 GAME-BY-GAME STATISTICS

DATE	GAME	RUSHING					RECEIVING				
		NO	YDS	AVG	LG	TD	NO	YDS	AVG	LG	TD
09/11	vs. Green Bay										ps
09/18	at San Diego										ps
09/25	vs. Baltimore										ps
10/02	vs. Indianapolis										ps
	BYE WEEK										
10/16	at Chicago										ps
10/23	vs. Oakland										ps
10/27	at Tennessee										ps
11/06	at Kansas City										ps
11/13	vs. Houston										ps
11/20	at Detroit										ps
11/27	at Buffalo										ps
12/04	vs. Denver	2	5	2.5	7	0	0	0	0.0	0	0
12/11	vs. Minnesota	0	0	0.0	0	0	1	19	19.0	19	0
12/18	at Houston	0	0	0.0	0	0	0	0	0.0	0	0
12/24	vs. Tennessee	0	0	0.0	0	0	0	0	0.0	0	0
01/01	at Indianapolis	0	0	0.0	0	0	0	0	0.0	0	0
2016 totals:		2	5	2.5	7	0	1	19	19.0	19	0

T.J. YELDON

24

T.J. YELDON

RUNNING BACK
6-1 223 LBS
ALABAMA
BORN OCTOBER 2, 1993
DAPHNE, ALABAMA
ACQ: 2ND ROUND OF 2015 DRAFT (36TH)
EXP: 3RD YEAR



TRANSACTIONS

Originally drafted by Jacksonville in the second round (36th overall) of the 2015 Draft ... Placed on injured reserve on 12/26/16

PRO (Games played/started - 27/25)

• Third-year RB has started in 25 of 27 career games he has appeared in

2016 (w/ JAX - 15/13)

Started 13 of 15 games played ... Totaled 130 rushes for 465 yards, including one TD, and had 50 receptions for 312 receiving yards and one TD

- **9/11 vs. G.B.:** Started at RB and rushed 21 times for 39 yards and one TD
- **9/18 at S.D.:** Rushed seven times for 28 yards (4.0 avg.)
- **9/25 vs. BAL:** Rushed six times for 17 yards and also had 2 receptions for 11 yards
- **10/2 vs. IND:** Rushed 14 times for 71 yards (5.1 avg.) and recorded four receptions for 46 yards
- **10/16 at CHI:** Rushed six times for 21 yards and posted one reception for five yards
- **10/23 vs. OAK:** Rushed six times for 24 yards and caught one pass for four yards ... Matched his longest rush of the season with a 15-yard run
- **10/27 at TEN:** Rushed for 20 yards on three carries and also had four receptions for 36 yards
- **11/6 at K.C.:** Rushed seven times for 33 yards (4.7 rush avg.) and had five receptions for 32 yards and one TD
- **11/13 vs. HOU:** Rushed nine times for 31 yards (3.4 rush avg.) and had three receptions for 27 yards (9.0 rec. avg.)
- **11/20 at DET:** Rushed four times for 16 yards (4.0 rush avg.) before exiting the game with an ankle injury
- **11/27 at BUF:** Rushed six times for 17 yards and posted one reception for three yards
- **12/4 vs. DEN:** Rushed 14 times for 55 yards and posted three receptions for 27 yards
- **12/11 vs. MIN:** Rushed 17 times for 59 yards (3.5 avg.) and posted a team-high seven receptions for 31 yards (4.4 rec. avg.)
- **12/18 at HOU:** Rushed eight times for 28 yards (3.5 avg.) and recorded team-highs with five receptions for 34 yards
- **12/24 vs. TEN:** Rushed twice for five yards and left the game in the first quarter with an ankle injury and did not return

2015 (w/ JAX - 12/12)

Played and started in 12 games during his rookie season ... Totaled 182 rushes for 740 yards (4.1 rush avg.) and two TDs and 36 receptions for 279 yards (7.8 rec. avg.) and one TD ... His 740 rushing yards are the most by a Jaguars rookie in a single season since **Maurice Jones-Drew** (941 yards) in 2006 ... Ranked fourth among NFL rookies with 1,019 scrimmage yards (740 rushing, 279 receiving)

- **9/13 vs. CAR:** Rushed 12 times for 51 yards (4.3 avg.) and had three receptions for 16 yards (5.3 avg.) in NFL debut
- **9/20 vs. MIA:** Rushed 25 times for 70 yards (2.8 avg.) and had three receptions for 13 yards (4.3 avg.)
- **10/4 at IND:** Recorded his first 100-yard rushing game of his career, tallying 22 rushes for 105 yards (4.8 avg.), including a career-long 36-yard scamper in OT ... Also had two catches for four yards (2.0 rec. avg.) ... Became first Jaguars rookie RB to rush for 100 yards since Jones-Drew recorded 131 yards on 12/24/06 versus New England
- **10/11 at T.B.:** Rushed 11 times for 32 yards (2.9 rush avg.) and had five receptions for 31 yards (6.2 rec. avg.), including his first career NFL touchdown
- **10/25 vs. BUF:** Rushed 20 times for a season- and career-high 115 yards and his first career TD
- **11/8 at NYJ:** Rushed 14 times for 64 yards (4.6 rush avg.), including a career-long 45-yard carry in the fourth quarter
- **12/6 at TEN:** Rushed 15 times for 57 yards (3.8 rush avg.) and one TD, and had four receptions for a career-high 79 receiving yards, including a career-long reception of 67 yards

COLLEGE (at Alabama, 2012-14)

- Appeared in 39 games with 21 starts and finished fourth in school history with 3,322 career rushing yards and third with 37 career rushing TDs
- Only player in school history to rush for 1,000-plus yards in his first two seasons
- Fifth player in program history to rush for 1,000-plus yards in multiple seasons, joining **Johnny Musso** (1970-71), **Bobby Humphrey** (1986-87), **Shaun Alexander** (1998-99) and **Kenneth Darby** (2004-05)

- Finished 243 yards behind Alexander's school record of 3,565 yards (1996-99)
- Only player in school history to be named the Dixie Howell Memorial Most Valuable Player of the A-Day Game three times

PERSONAL

- Attended Daphne (Ala.) High School where he played for coach Glenn Vickery
- Named Mr. Football for the state of Alabama by the Alabama Sports Writers Association
- First-team All-State selection by the ASWA
- Second-team USA Today High School All-America selection
- Five-star recruit according to Rivals.com and 247sports.com
- Totaled 6,155 scrimmage yards in four years with 73 TDs
- Won the 2010 Alabama 6A State Championship
- Twitter handle is @T_Yeldon



REGULAR SEASON CAREER STATISTICS

YEAR	TEAM	GP/GS	RUSHING					RECEIVING				
			NO	YDS	AVG	LG	TD	NO	YDS	AVG	LG	TD
2015	JAX	12/12	182	740	4.1	45	2	36	279	7.8	67	1
2016	JAX	15/13	130	465	3.6	16	1	50	312	6.2	16	1
NFL totals: 2 yrs. 27/25			312	1,205	3.9	45	3	86	591	6.9	67	2



CAREER HIGHS

	GAME	SEASON
Rushing attempts:	25 (9/20/15 vs. MIA)	182 (2015)
Rushing yards:	115 (10/25/15 vs. BUF)	740 (2015)
Longest rush:	45 (11/8/15 at NYJ)	45 (2015)
Rushing touchdowns:	1 (three times, last: 9/11/16 vs. G.B.)	2 (2014)
Receptions:	8 (9/18/16 at S.D.)	36 (2015)
Receiving yards:	79 (12/6/15 at TEN)	279 (2015)
Longest reception:	67 (12/6/15 at TEN)	67 (2015)
Receiving touchdowns:	1 (twice, last: 11/6/16 at KC)	1 (2015 & 2016)



2016 GAME-BY-GAME STATISTICS

DATE	GAME	RUSHING					RECEIVING				
		NO	YDS	AVG	LG	TD	NO	YDS	AVG	LG	TD
09/11	vs. Green Bay	21	39	1.9	7	1	4	30	7.5	11	0
09/18	at San Diego	7	28	4.0	15	0	8	10	1.3	8	0
09/25	vs. Baltimore	6	17	2.8	9	0	2	11	5.5	6	0
10/02	vs. Indianapolis	14	71	5.1	15	0	4	46	11.5	16	0
BYE WEEK											
10/16	at Chicago	6	21	3.5	13	0	1	5	5.0	5	0
10/23	vs. Oakland	6	24	4.0	15	0	1	4	4.0	4	0
10/27	at Tennessee	3	20	6.7	12	0	4	36	9.0	12	0
11/06	at Kansas City	7	33	4.7	16	0	5	32	6.4	13t	1
11/13	vs. Houston	9	32	3.6	7	0	3	27	9.0	17	0
11/20	at Detroit	4	16	4.0	7	0	2	16	8.0	14	0
11/27	at Buffalo	6	17	2.8	6	0	1	3	3.0	3	0
12/04	vs. Denver	14	55	3.9	8	0	3	27	9.0	10	0
12/11	vs. Minnesota	17	59	3.5	12	0	7	31	4.4	10	0
12/18	at Houston	8	28	3.5	12	0	5	34	6.8	10	0
12/24	vs. Tennessee	2	5	2.5	4	0	0	0	0.0	0	0
01/01	at Indianapolis						IR				
2016 totals:		130	465	3.6	16	1	50	312	6.2	16	1



2015 GAME-BY-GAME STATISTICS

DATE	GAME	RUSHING					RECEIVING				
		NO	YDS	AVG	LG	TD	NO	YDS	AVG	LG	TD
09/13	vs. Carolina	12	51	4.3	14	0	3	16	5.3	7	0
09/20	vs. Miami	25	70	2.8	12	0	3	13	4.3	11	0
09/27	at New England	11	33	3.0	8	0	2	9	4.5	9	0
10/04	at Indianapolis	22	105	4.8	36	0	2	4	2.0	5	0
10/11	at Tampa Bay	11	32	2.9	10	0	5	31	6.2	13	1
10/18	vs. Houston						ina				
10/25	vs. Buffalo	20	115	5.8	28t	1	1	9	9.0	9	0
BYE WEEK											
11/08	at N.Y. Jets	14	64	4.6	45	0	3	37	12.3	21	0
11/15	at Baltimore	18	61	3.4	16	0	5	6	1.2	7	0
11/19	vs. Tennessee	14	54	3.9	15	0	3	28	9.3	13	0
11/29	vs. San Diego	9	36	4.0	21	0	4	46	11.5	20	0
12/06	at Tennessee	15	57	3.8	9	1	4	79	19.8	67	0
12/13	vs. Indianapolis	11	62	5.6	14	0	1	1	1.0	1	0
12/20	vs. Atlanta						ina				
12/27	at New Orleans						ina				
01/03	at Houston						ina				
2015 totals:		182	740	4.1	45	2	36	279	7.8	67	1

LEONARD FOURNETTE

27 LEONARD FOURNETTE

RUNNING BACK

6-0 228 LBS.


LOUISIANA STATE

BORN JANUARY 18, 1995

NEW ORLEANS, LOUISIANA

ACQ: FIRST ROUND OF 2017 DRAFT (4TH)

EXP: ROOKIE



TRANSACTIONS

Drafted by Jacksonville in the first round (fourth overall) in the 2017 draft

COLLEGE (at LSU, 2014-16)

- Set or tied 23 school records during his career (eight single-season, five single-game, seven bowl and three career)
- Finished career ranked fourth in LSU history with 3,830 rushing yards in only 32 games
- Ranks second in school history in all-purpose yards per game (155.7), third in overall TDs (42), fourth in rushing TDs (40) and all-purpose yards (4,981) and seventh in scoring (252)
- Holds LSU career records for yards per play (6.2), rushing yards per game (119.7), 200-yard rushing games (five) and consecutive 100-yard rushing games (nine)
- Cracked the 100-yard mark 19 of his 32 games played and went over 200 yards a school-record five times
- Fastest player in LSU history to reach 2,000 and 3,000 yards
- Only player in school history to rush for 1,000 yards in each of his first two seasons

2016 (Junior)

Limited for most of the season due to an ankle injury suffered in training camp ... Rushed for 100 or more yards in the first four games that he played ... Earned Second-Team All-SEC honors from the league's coaches and the Associated Press

- **9/3 vs. Wisconsin:** Opened the season with 138 yards
- **9/17 vs. Mississippi State:** Tallied 147 rushing yards and two TDs
- **10/22 vs. Mississippi:** Set the single-season school record with 284 yards and three TDs on 16 carries ... His 17.8 yards per carry mark set a single-game school record
- **11/12 at Arkansas:** Posted three rushing TDs

2015 (Sophomore)

Consensus first-team All-American ... Led the SEC and nation in rushing with 162.8 yards per game ... Finished the season with 1,953 rushing yards and 22 TDs - both single-season school records ... Tied the school record with 10 games of at least 100 rushing yards and set LSU mark with four 200-yard games ... Became the fastest player in LSU history to reach 1,000 rushing yards in a season (five games), becoming only the 10th player in FBS history to achieve the feat in the fifth game of the season ... Tallied 834 rushing yards in the first four games, the most in LSU history and the most by an FBS player through four games since at least 2000 ... Led SEC and ranked among the top five in the nation in all-purpose yards (183.8 yards per game) and tied for first in the league in scoring with 11.5 points per contest

- **9/12 at Mississippi State:** Posted then-career highs with 28 carries, 159 rushing yards and three rushing TDs
- **9/19 vs. Auburn:** Rushed for 228 yards and tied a career high with three TDs on 19 carries
- **9/26 at Syracuse:** Set a career high with 244 rushing yards, the most by an LSU player on the road and third-most overall, and registered three TDs
- **10/3 vs. Eastern Michigan:** Tallied 233 rushing yards and three TDs, becoming the first player in SEC history to rush for 200-plus yards in three consecutive games
- **10/10 vs. South Carolina:** Posted 20 rushes for 158 yards (7.9 avg.), including an 87-yard TD
- **12/29 vs. Texas Tech:** Capped season with an NCAA bowl record-tying five TDs (four rushing, one receiving) to go along with 212 rushing yards

2014 (Freshman)

Set a school freshman rushing record with 1,034 yards ... Led the SEC in all-purpose yards per game (137.4) ... Ranked sixth in the SEC in rushing with 79.5 per game and was fourth in kickoff returns with a 26.0 average ... Posted five 100-yard rushing games ... In the six games he started, rushed for 100 yards or more four times and averaged 98.5 yards and one TD in each of those contests

- **10/11 at Florida:** Posted 140 rushing yards, the most by an LSU true freshman RB since 2003, and two TDs

HIGH SCHOOL

- A four-year starting running back at St. Augustine (La.)
- Listed as the No. 1 overall prospect by ESPN.com and Scout.com
- Named the USA Today National Offensive Player of the Year and a member of the All-USA First Team
- Selected to the Parade All-America first team
- Awarded the 2013 and 2014 Louisiana Gatorade Player of the Year awards, the first player in the state to win it twice

- Finished his high school career with 7,619 rushing yards and 88 rushing TDs

PERSONAL

- Parents are Leonard and Lory Fournette
- Brother, Lanard, is a member of the LSU football team
- Has a daughter, Lyric, and one son



REGULAR SEASON COLLEGE STATISTICS

YEAR	GP/GS	RUSHING					RECEIVING				
		NO	YDS	AVG	LG	TD	NO	YDS	AVG	LG	TD
2014	13/6	187	1034	5.5	89	10	7	127	18.1	40	0
2015	12/12	300	1953	6.5	87	22	19	253	13.3	46	1
2016	7/6	129	843	6.5	78	8	15	146	9.7	38	0
Totals: 3 yrs.	32/24	616	3830	6.2	89	40	41	526	12.8	46	1



FOURNETTE'S LSU RECORDS

SINGLE-GAME

- No. 1 in yards per rush (17.8 vs. Ole Miss, 2016)
- No. 1 (tie) in touchdowns responsible for (5 vs. Texas Tech, 2015)
- No. 1 (tie) in scoring (30 vs. Texas Tech, 2015)
- No. 1 (tie) in touchdowns scored (5 vs. Texas Tech, 2015)
- No. 1 (tie) longest kickoff return (100 vs. Notre Dame, 2014)
- No. 2 in rushing yards (284 vs. Ole Miss, 2016)
- No. 4 in all-purpose yards (309 vs. Ole Miss, 2016)

SEASON

- No. 1 in rushing yards (1,953 in 2015)
- No. 1 in rushing yards per game (162.8 in 2015)
- No. 1 in rushing touchdowns (22 in 2015)
- No. 1 in overall touchdowns (23 in 2015)
- No. 1 in 200-yard rushing games (4 in 2015)
- No. 1 in 100-yard rushing games (10 in 2015)
- No. 1 in consecutive 200-yard rushing games (3 in 2015)
- No. 1 in consecutive 150-yard rushing games (7 in 2015)
- No. 2 in scoring (138 in 2015)
- No. 2 in all-purpose yards (2,206 in 2015)
- No. 3 in all-purpose yards per game (183.8 in 2015)
- No. 7 in all-purpose yards (1,786 in 2014)

CAREER

- No. 1 in rushing yards per game (119.7)
- No. 1 in 200-yard rushing games (5)
- No. 1 in consecutive 100-yard rushing games (9 in 2014-15)
- No. 2 in all-purpose yards per game (155.7)
- No. 3 (tie) in touchdowns scored (42)
- No. 4 in 100-yard rushing games (19)
- No. 4 in all-purpose yards (4,981)
- No. 7 in scoring (252)

CAM ROBINSON

75

CAM ROBINSON

OFFENSIVE LINEMAN

6-6 320 LBS


ALABAMA

BORN OCTOBER 9, 1995

MONROE, LOUISIANA

ACQ: SECOND ROUND OF 2017 DRAFT (34TH)

EXP: ROOKIE



TRANSACTIONS

Drafted by Jacksonville in the second round (34th overall) of the 2017 draft on choice obtained from Seattle for Jaguars' second (35th)- and sixth-round (187th overall) picks

COLLEGE (at Alabama, 2014-16)

- Started all 43 games at LT during his three seasons
- Paved the way for 28 100-yard rushing performances
- Blocked for Jaguars RB **T.J. Yeldon** during Robinson's freshman season

2016 (Junior)

Selected as one of the Crimson Tide's permanent team captains ... Unanimous All-American ... Outland Trophy winner, given annually to the nation's top interior lineman on offense or defense ... Claimed the SEC Jacobs Blocking Trophy, the Tide's second in as many years ... First-team All-SEC selection by the conference coaches and the Associated Press ... Midseason All-American by Sports Illustrated, CBS, ESPN and Sporting News ... Helped the Tide rank 16th nationally and first in the SEC in scoring offense (38.8 ppg), 12th nationally and second in the league in rushing offense (245.0 ypg) and 34th in the nation in total offense (455.3)

2015 (Sophomore)

Named to the All-SEC first team by both the conference coaches and the Associated Press ... Helped blocking for an offense that rushed for 199.9 yards per game, which ranked 32nd nationally and third in the SEC ... Blocked for 17 100-yard rushing performances

2014 (Freshman)

Earned freshman All-American honors by Sporting news and the Football Writers Association of America ... Finished with 32 knockdown blocks while surrendering just three sacks on 861 snaps ... Helped lead a blocking unit that averaged 206.6 yards per game, which ranked seventh in the SEC and 30th nationally ... The offensive line surrendered 16 sacks on the season, the second-fewest in the SEC and 14th nationally (1.14 per game) ... Blocked for 484.5 yards of total offense per game (third in the SEC and 17th nationally)

HIGH SCHOOL

- Played at West Monroe High School for Head Coach **Jerry Arledge**
- Parade Magazine All-American
- First-team All-USA selection by the USA Today
- Rated as the No. 2 player in the nation by Scout.com
- ESPN rated him the No. 1 offensive tackle, No. 2 player in the state and No. 2 prospect in the ESPN 300

DAWUANE SMOOT

94

DAWUANE SMOOT

DEFENSIVE END

6-3 264 LBS

ILLINOIS

BORN MARCH 2, 1995

GROVEPORT, OHIO

ACQ: THIRD ROUND OF 2017 DRAFT (68TH)

EXP: ROOKIE



TRANSACTIONS

Drafted by Jacksonville in the third round (68th overall) in the 2017 draft

COLLEGE (at Illinois 2013-16)

- Finished his career with 24 straight starts
- Tied for sixth in Illinois history with 38.5 tackles for a loss and eighth with 16.5 career sacks

2016 (Senior)

Named team captain as a senior, starting all 12 games at defensive tackle ... Totaled 56 tackles, 15 for a loss, 5.0 sacks, 10 QB pressures, one pass defended and two forced fumbles ... All-Big Ten third team

- **9/11 vs. UNC:** Earned a safety on a tackle for a loss
- **10/22 at Michigan:** Posted eight tackles
- **11/26 at Northwestern:** Matched his career high of 2.0 sacks

2015 (Junior)

Started all 12 games on the defensive line to total 40 tackles, 15 for a loss, 8.0 sacks, two passes defended, three QB pressures, three forced fumbles and two fumble recoveries ... Led the team in tackles for loss (15) and sacks (8.0), including most tackles for loss in a single season by an Illini since Whitney Mercilus' 22.5 in 2011

- **9/26 vs. MTSU:** Recorded a career-high and Illini season-best 2.0 sacks and had 3 tackles for loss
- **11/28 vs. Northwestern:** Had a season-high six tackles

2014 (Sophomore)

Played in all 13 games, totaling 33 tackles, including 7.5 for a loss, 2.5 sacks, three QB pressures and two passes defended

- **9/20 vs. Texas State:** Posted a career high of 2.0 sacks

2013 (Freshman)

Played in seven games, posting eight tackles and 1.0 sack on the season

- **11/30 vs. Northwestern:** Registered four tackles and 1.0 sack

HIGH SCHOOL

- Attended Groveport Madison (Groveport, Ohio) HS
- In his final two seasons, totaled 204 tackles, 24.0 sacks, five forced fumbles, one fumble recovery and four passes defended
- Earned defensive MVP at Madison his junior and senior years

PERSONAL

- Son of Darrell Sr. and Jamecca Smoot
- Goes by "D.J"

REGULAR SEASON COLLEGE STATISTICS

YEAR	GP	TKL	SOLO	ASST	SACKS	FF	FR	PD	TFL
2013	7	8	3	5	1.0	0	0	0	1.0
2014	13	33	17	16	2.5	0	0	2	7.5
2015	12	40	22	18	8.0	3	2	2	15.0
2016	12	56	30	26	5.0	2	0	1	15.0
Totals: 4 years	44	137	72	65	16.5	5	2	5	38.5

DEDE WESTBROOK

12 DEDE WESTBROOK

WIDE RECEIVER

6-0 178 LBS


OKLAHOMA

BORN NOVEMBER 21, 1993

CAMERON, TEXAS

ACQ: FOURTH ROUND OF 2017 DRAFT (110TH)

EXP: ROOKIE



TRANSACTIONS

Drafted by Jacksonville in the fourth round (110th overall) of the 2017 draft

COLLEGE (at Oklahoma, 2015-16)

• Finished career ranked fourth in school history with nine 100-yard receiving games, tied for sixth with 21 TD receptions, seventh with 2,267 career receiving yards and 12th with 126 career receptions, despite playing just two seasons

2016 (Senior)

One of five Heisman Trophy finalists (along with teammate **Baker Mayfield**) ... OU's first winner of the Biletnikoff Award, given to the most outstanding receiver ... One of four finalists for the Paul Hornung Award, given to the most versatile college player of the year ... Set the OU single-season record with 17 receiving TDs ... Recorded at least 100 receiving yards in eight of OU's nine Big 12 games and 88 in the other ... Led all Power 5 players in receiving yards (1,524) and receiving TDs per game (1.31) while ranking third in receiving yards per game (117.2) ... 1,370 of his 1,524 receiving yards and all 17 of his receiving TDs came in the last 10 games (most receiving yards and TDs in a 10-game stretch in school history) ... His 17 receiving scores over the final 10 games were more than 43 teams had on the season ... His 12 offensive TDs of at least 40 yards were the most in one season since by an FBS player since at least 1996 ... Led nation in receptions of 20-plus yards (26), 50-plus yards (seven), 60-plus yards (six) and 70-plus yards (three) ... Led Big 12 in conference play in receiving yards (145.7 per game) and points (11.6 per game) ... Averaged 16.2 yards on his nine punt returns, including a 71-yard TD return against Kansas State, and 27.1 yards on his nine kickoff returns

2015 (Junior)

Named Big 12 Offensive Newcomer of the Year by league's coaches ... Started all 13 games ... Totaled 46 receptions for 743 yards (16.2 rec. avg.) and four TDs

Junior College

Mid-year transfer was a four-star recruit by ESPN, Rivals and Scout and a three-star recruit by 247Sports ... Listed as No. 12 overall JUCO player by ESPN, No. 22 by Scout and No. 33 by 247Sports ... Ranked as No. 3 JUCO wide receiver by ESPN and No. 4 by 247Sports ... Ranked second in the nation with 76 receptions and led junior college ranks with 1,487 yards and 13 TDs in only eight games to earn NJCAA First-Team All-America honors as a sophomore at Blinn Community College

HIGH SCHOOL

• Attended Cameron Yoe (Texas) High School



REGULAR SEASON CAREER STATISTICS

YEAR	GP/GS	RECs	YDS	AVG.	LG	TD
2015	13/13	46	743	16.2	42	4
2016	13/12	80	1,524	19.1	88	17
College totals: 2 yrs.	26/25	126	2,267	18.0	88	21

BLAIR BROWN

53

BLAIR BROWN

LINEBACKER

6-0 238 LBS

OHIO

BORN MAY 27, 1994

MORENO VALLEY, CALIFORNIA

ACQ: FIFTH ROUND OF 2017 DRAFT (148TH)

EXP: ROOKIE



REGULAR SEASON COLLEGE STATISTICS

YEAR	GP	TKL	SOLO	ASST	SACKS	FF	FR	PD	TFL
2013	7	17	9	8	0.0	0	0	0	1
2014	11	55	29	26	1.0	0	0	0	4
2015	11	65	37	28	0.0	0	0	0	4.5
2016	11	128	71	57	4.5	1	0	0	15
Totals: 4 years	40	265	146	119	5.5	1	0	0	24.5

TRANSACTIONS

Drafted by Jacksonville in the fifth round (148th overall) in the 2017 draft

COLLEGE (at Ohio 2012-16)

Finished his career with 265 tackles (146 solo), 24.5 tackles for a loss and 5.5 sacks

2016 (Senior)

Brown was named First-Mid-American Conference after leading the team with 128 tackles ... Recorded 59 solo tackles, 15 tackles for a loss, 4.5 sacks and one forced fumble

2015 (Junior)

Started in all 11 games, finishing third on the team with 65 tackles (37 solo), 4.5 tackles for a loss

- **9/19 vs. Southeastern Louisiana:** Recorded 11 tackles
- **10/17 vs. Western Michigan:** Totaled 11 tackles and one quarterback hurry

2014 (Sophomore)

Appeared in 11 games, starting eight games and finished third on the team in tackles with 55 (30 solo)

- **9/6 vs. Kentucky:** Recorded 1.0 sack

2013 (Freshman)

Appeared in seven games totaling 17 tackles (nine solo)

- **9/21 vs. Austin Peay:** Registered eight tackles

HIGH SCHOOL

- Attended Rancho Verde High School (Moreno Valley, Calif.)
- Received All-League honors
- Helped guide team to a perfect 14-0 record during his senior year

PERSONAL

- Son of Valencia and Edward Brown

JALEN MYRICK

31

JALEN MYRICK

CORNERBACK
5-11 200 LBS
MINNESOTA
BORN FEBRUARY 27, 1995
BLOOMINGDALE, GEORGIA
ACQ: SEVENTH ROUND OF 2017 DRAFT (222TH)
EXP: ROOKIE



REGULAR SEASON CAREER STATISTICS

YEAR	GP/GS	TKL	SOLO	ASST	INT	SACKS	FF	FR	PD
2013	11/0	4	3	1	0	0.0	0	0	0
2014	13/1	21	17	4	1	0.0	1	0	7
2015	10/7	27	18	9	3	0.5	0	0	3
2016	13/13	41	29	12	1	0.0	0	0	11
Totals: 4 yrs.	47/21	93	57	26	5	0.5	1	0	21

TRANSACTIONS

Drafted by Jacksonville in the seventh round (222nd overall) of the 2017 draft

COLLEGE (at Minnesota, 2013-16)

2016 (Senior)

Started all 13 games and recorded 41 tackles, 11 pass breakups and one INT ... Also returned 13 kickoffs for 287 yards and nine punts for 44 yards

- **9/1 vs. Oregon State:** Recorded five tackles, one tackle for loss and one pass breakup ... Also returned three kicks for 84 yards, including 56 yards on the opening kickoff
- **10/1 at Penn State:** Registered six tackles
- **10/22 vs. Rutgers:** Recorded four tackles and made one INT
- **11/5 vs. Purdue:** Tallied three tackles and broke up two passes
- **12/27 vs. Washington State:** Tallied three tackles and broke up three passes

2015 (Junior)

Played in 10 games, starting seven ... Missed three games due to injury ... Made 27 tackles (18 solo), including 3.5 behind the line of scrimmage ... Tallied the second-most INTs (three) and returned one for a TD ... Recorded three pass breakups ... Returned 12 kickoffs for 257 yards (21.4 avg.) ... Named All-Big Ten Honorable Mention by the conference coaches

- **9/12 at Colorado State:** Registered four tackles, one INT, one pass breakup and returned three kickoffs for 71 yards
- **9/26 vs. Ohio:** Totaled six tackles, including 1.0 tackle for loss and one pass breakup
- **10/10 at Purdue:** Tallied two INTs, one of which was returned 27 yards for a TD, and added a tackle for loss
- **10/17 vs. Nebraska:** Registered five tackles with 1.0 tackle for loss and added two kickoff returns

2014 (Sophomore)

Played in all 13 games, starting once ... Ranked second in the Big Ten with a 28.2-yard kick return average ... Returned 18 kicks for 508 yards ... Recorded 21 tackles, one INT for a TD and one forced fumble

- **9/6 vs. Middle Tennessee State:** Made one tackle, broke up one pass and returned an INT for 31 yards for his first career TD
- **9/13 at TCU:** Registered eight tackles
- **10/11 vs. Northwestern:** Returned a kick 100 yards for a TD ... Named Big Ten Special Teams Player of the Week and National Kick Return of the Week by College Football Performance Award

2013 (Freshman)

Played in the final 11 games of the season, mostly on special teams ... Recorded four tackles

High School

- Attended Savannah Christian Prep
- Led team to an 8-4 record in 2012 after going a perfect 11-0 record as a junior in 2011
- Made 50 tackles and recorded six pass breakups and two INTs as a senior
- Had 25 tackles as a junior with 14 pass breakups and two INTs, returning one for a TD
- Scored 14 offensive TDs as a senior and 16 as a junior
- Earned a two-star ranking from Rivals.com and Scout.com

HIGH SCHOOL

- Son of Glynn and Rhonda Myrick

MARQUEZ WILLIAMS

37 MARQUEZ WILLIAMS

FULLBACK

6-1 260 LBS

MIAMI (FLA.)

BORN JULY 16, 1994

ATHENS, GEORGIA

ACQ: SEVENTH ROUND OF 2017 DRAFT (240TH)

EXP: ROOKIE



TRANSACTIONS

Drafted by Jacksonville in the seventh round (240th overall) in the 2017 draft on choice obtained from Miami for TE **Julius Thomas**

COLLEGE (at Miami (Fla.), 2016, Mars Hill, 2013-15)

- Served as Miami's starting FB for the season, seeing action in all 13 games with five starts
- Started three years at Mars Hill University (N.C.) and was a two-time All-South Atlantic Conference honoree

2016 (Redshirt Senior, Miami)

Played in all 13 games, including five starts ... primarily blocked and helped RB **Mark Walton** rush for 1,117 yards and 14 rushing TDs

- **9/3 vs. Florida A&M:** Made his first start and caught team's first TD of the year in first quarter on four-yard reception

HIGH SCHOOL

- A three-year starter at Clarke Central (Athens, Ga.) HS

ROOKIE FREE AGENTS

85

CALEB BLUIETT

TIGHT END
6-3 252 LBS
TEXAS
BORN OCTOBER 6, 1993
BEAUMONT, TEXAS
ACQ: FREE AGENT 2017
EXP: ROOKIE



CAREER NOTES: Five-year player for the Longhorns who spent time at TE and DE in his career ... Played in 44 games with 12 career starts ... Accumulated 10 career catches for 178 yards and two TDs, along with four tackles, 4.5 sacks and eight tackles for loss ... Began his career as a DE before moving to TE due to injuries and then back to DE ... Played DE in 2013 and 2014 ... Moved to TE in the 2015 preseason ... Was a member of the Big 12 Commissioner's honor roll in the fall of 2016 ... Coached by Craig Stump at West Brook High School

58

P.J. DAVIS

LINEBACKER
5-9 232 LBS
GEORGIA TECH
BORN JANUARY 22, 1995
CAIRO, GEORGIA
ACQ: FREE AGENT 2017
EXP: ROOKIE



CAREER NOTES: In 50 games (37 starts) for the Yellow Jackets, Davis tallied 313 tackles, including 20.5 tackles for loss, 7.0 sacks, four forced fumbles and one INT ... Finished career at EverBank Field, scoring his second TD of his career when he returned a fumble 38 yards in Georgia Tech's 33-18 win versus Kentucky in the TaxSlayer Bowl ... As a senior, finished second on the team with 76 tackles, despite missing the majority of three games due to injury ... Led the squad with 6.9 tackles per game ... As a junior in 2015, started all 12 games at LB and led the defense with 77 tackles and finished tied for the team lead with 6.5 tackles for loss ... As a sophomore, named honorable mention All-ACC by the media and ACC Linebacker of the Week twice after leading the defense with 119 tackles and tallying 8.5 tackles for loss and 4.0 sacks ... Rushed for more than 1,000 yards and had more than 100 tackles as a senior for the Cairo (Ga.) High School Syrupmakers

84

KEELAN COLE

WIDE RECEIVER
6-1 194 LBS
KENTUCKY WESLEYAN
BORN APRIL 20, 1993
LOUISVILLE, KENTUCKY
ACQ: FREE AGENT 2017
EXP: ROOKIE




CAREER NOTES: Named to the D2football.com All-American First Team, Associated Press Little All-American First Team and the Don Hansen All-American First Team ... Led the nation in kickoffs returned for a TD (two) and ranked second in all-purpose yards (198.1 yards per game) as a senior ... Tallied 15 receiving TDs, seventh-most in the country ... Named Great Midwest Athletic Conference Offensive and Special Teams Player of the Year in 2016 ... Led the NCAA in receiving yards (1,577), receiving yards per game (141.5) and receiving TDs (21) as a sophomore in 2014 ... Was also named the 2014 Great Midwest Athletic Conference Track Athlete of the Year ... Coached by Tyrann Scroggins at Central (Ky.) High School, where he was a four-year letterwinner and two-year starter at DB, WR and QB ... Also played baseball for three seasons and basketball for one

79

HUNTER DIMICK

DEFENSIVE END
6-3 268 LBS
UTAH
BORN OCTOBER 29, 1993
SYRACUSE, UTAH
ACQ: FREE AGENT 2017
EXP: ROOKIE



CAREER NOTES: Earned All-America and All-Pac-12 honors as a senior ... A four-year starter, either part or full-time ... Played in 43 games and 33 starts ... Graduated as Utah's career record-holder for sacks (29.5) ... 44.0 career tackles for loss ranks third all-time at Utah ... 2016 CoSIDA Academic All-America, two-time CoSIDA Academic All-District and four-time Pac-12 All-Academic selection ... As a senior, earned second-team all-American honors by Walter Camp and the Football Writers Association of America; Ted Hendricks Award finalist; first-team All-Pac-12 ... Walter Camp National Defensive Player of the Week and Pac-12 Player of the Week after tying the Pac-12 record and setting a school record for sacks in a game (5.0) against Arizona State, while also breaking a school record with 6.5 tackles for loss ... Two-time first-team all-state, all-area and all-region at Syracuse (Utah) High School, where he also set the school's single-season sack (14) and career (36) records ... Lettered four years in football and one year in track & field

41

TIM COOK

RUNNING BACK
6-0 242 LBS
OREGON STATE
BORN APRIL 29, 1994
PINE BLUFF, ARKANSAS
ACQ: FREE AGENT 2017
EXP: ROOKIE



CAREER NOTES: Rushed 30 times for 137 yards and one TD in 10 games during his senior season in 2016 ... Made his first career start against Idaho State in 2016 ... Tallied 108 rushing yards and his first career rushing TD against Washington ... Started his career at Butler County Community College in 2012 and joined Eastern Arizona Community College in 2014, when he rushed for 639 yards and seven TDs ... Also played LB and DE, and earned second-team All-Western States Football League honors at Eastern Arizona ... Set the White Hall (Arkansas) High School records for tackles in a season and a career ... Also participated in track & field for two years

16

AMBA ETTA-TAWO

WIDE RECEIVER
6-1 208 LBS
SYRACUSE
BORN NOVEMBER 10, 1993
MUSCAT, OMAN
ACQ: FREE AGENT 2017
EXP: ROOKIE



CAREER NOTES: Joined the Orange in 2016 as a graduate transfer from the University of Maryland after spending four years, including a redshirt season, with the Terrapins ... Authored the most prolific receiving season in Syracuse history, setting 10 Orange receiving records in his one year on campus and being named to four All-America teams ... Teamed with Ervin Phillips to set the ACC single-season record for most pass receptions by a pair of teammates (184) ... Invited to the 2017 Reese's Senior Bowl ... All-ACC First Team selection (media, coaches) ... One of 10 semifinalists for the Biletnikoff Award, presented to the nation's most outstanding receiver ... Rated the 15th-best player in college football and No. 2 among wide receivers ... Three-time ACC Receiver of the Week ... Established SU single-season records for receptions (94), receiving yards (1,482) and receiving yards per game (123.5) ... ACC leader in receptions per game (7.8), total receiving yardage, receiving yards per game and TD catches (14) ... Coached by Kyle Hockman at McEachern (Georgia) High School ... Moved from Oman to Atlanta in 1999 ... Last name pronounced ET-ta-TAH-wo

ROOKIE FREE AGENTS

66 AVERY GENNESY

OFFENSIVE LINEMAN
6-5 305 LBS
TEXAS A&M
BORN FEBRUARY 6, 1994
SOUTHAVEN, MISSISSIPPI
ACQ: FREE AGENT 2017
EXP: ROOKIE



CAREER NOTES: Started 26 games at LT for the Aggies ... Helped clear the way for an offense that gained an average of 424.7 total yards per game (169.1 rushing and 255.6 passing) ... The 2015 offense was the seventh group in school history to gain more than 5,000 total yards, 3,000 passing yards and 2,000 rushing yards in the same season ... Named to the 2015 SEC Fall Academic Honor Roll ... Redshirted after enrolling at Texas A&M in January ... Earned a spot on the depth chart but didn't see any action while redshirting ... Named to 2014 SEC Academic Honor Team ... Spent two seasons at East Mississippi CC in Scooba, Miss. ... Helped lead the East Mississippi Lions to the 2013 National Junior College Championship and a 12-0 record, including a win over Georgia Military in the Mississippi Bowl ... Cleared the way for an offense that averaged an NJCAA-best 62.2 points ... Consensus four-star prospect

67 TUENI LUPEAMANU


DEFENSIVE TACKLE
6-0 282 LBS
IDAHO
BORN APRIL 14, 1995
HERRIMAN, UTAH
ACQ: FREE AGENT 2017
EXP: ROOKIE



CAREER NOTES: Played in 45 games in his four-year career at Idaho ... Totaled 126 tackles (91 solo), 11.5 tackles for a loss and 6.0 sacks for his career ... Had his best season in 2016, recording 75 tackles (58 solo), 9.0 tackles for a loss, five sacks and three passes defended ... Also saw a few snaps on offense carrying the ball seven times for 11 yards and two TDs ... Recorded 38 tackle (24 solo) in his junior season while also adding one tackle for a loss, one sack, two quarterback hurries, one fumble recovery and one pass breakup ... Registered 18 tackles on his first two years on campus, while appearing in 21 games ... Attended Herriman (Utah) High School where he saw action at QB, LB and P while helping lead Herriman to an 8-3 record and the Region 7 championship

35 JARROD HARPER

SAFETY
6-0 210 LBS.
WEST VIRGINIA
BORN MARCH 28, 1990
FROSTBURG, MARYLAND
ACQ: FREE AGENT 2017
EXP: ROOKIE



CAREER NOTES: Appeared in 51 games with 117 career tackles, including a career-high 71 tackles during his senior season in 2016 ... Added five tackles for loss in 2016 and posted a career-high eight tackles twice during his senior season ... A three-year, two-way starter for Head Coach Roy Devore at Mountain Ridge High School in Frostburg ... As a senior, registered 52 tackles, five tackles for loss, three INTs, five fumble recoveries and three forced fumbles ... One of six children ... Majored in criminology

43 I'TAVIUS MATHERS

RUNNING BACK
5-11 203 LBS
MIDDLE TENNESSEE STATE
BORN NOVEMBER 19, 1993
MURFREESBORO, TENNESSEE
ACQ: FREE AGENT 2017
EXP: ROOKIE



CAREER NOTES: Appeared in 13 games for the Blue Raiders after spending his first three collegiate seasons at Ole Miss ... Totaled 1,561 yards rushing on 232 carries and had 17 TDs in 2016 ... Averaged 120.1 yards per game and 6.7 yards per carry ... Also recorded 63 receptions for 633 receiving yards and three TDs ... Finished 2016 with 2,194 all-purpose yards, averaging 168.8 all-purpose yards per game ... Named first-team All-Conference USA and was invited to the NFLPA Bowl and East-West Shrine game ... Voted permanent team captain ... In his three years at Ole Miss, he totaled 1,061 yards in 36 games ... Named The Tennessean's Player of the Year as a junior and senior in high school ... A SuperPrep All-Region selection and rated the No. 8 player in Tennessee while earning Tennessee Class AAA Mr. Football honors ... Rushed for 2,253 yards and 27 touchdowns as a senior after rushing for 2,614 yards and 29 TDs as a junior ... First name pronounced Eye-Taye-Vee-Us

49 JUSTIN HORTON

LINEBACKER
6-2 235 LBS
JACKSONVILLE UNIVERSITY
BORN FEBRUARY 25, 1994
CLERMONT, FLORIDA
ACQ: FREE AGENT 2017
EXP: ROOKIE



CAREER NOTES: Played in 32 career games for the Dolphins ... Finished 2016 with 70 tackles including six tackles for a loss ... Played in all 11 games in 2015 with 21 total tackles (12 solo) three sacks, two forced fumbles, 4.5 tackles for loss and recovered a fumble for a TD against Delaware ... Awarded a medical redshirt in 2014, after appearing in only one game ... Recorded 22 tackles (nine solo) and had 1.5 tackles for loss in 2014 ... In his freshman campaign Horton played in 10 games and recorded seven tackles (four solo) ... Attended East Ridge (Clermont, Fla.) High School ... As a senior, had 105 tackles and 11 sacks and was team captain

74 KEVIN MAURICE

DEFENSIVE TACKLE
6-3 300 LBS
NEBRASKA
BORN JULY 19, 1994
ORLANDO, FLORIDA
ACQ: FREE AGENT 2017
EXP: ROOKIE




CAREER NOTES: Appeared in 31 career games, including 13 appearances as a senior in 2016 ... Career totals include 71 tackles, 10 tackles for loss and two forced fumbles ... As a senior, posted a career-high 339 tackles and 6.5 tackles for loss ... Volunteered with Uplifting Athletes, Husker Heroes, Husker Hotline, School is Cool Week, NFL Fuel Up to Play 60 and team hospital visits, earning Brook Berringer and Tom Osbourne Citizen Team recognition ... Two-time member of the Nebraska Scholar-Athlete Honor Roll ... Played both offensive and defensive line at Freedom High School in Orlando

ROOKIE FREE AGENTS

38

CHARLIE MILLER

FREE SAFETY
6-1 190 LBS
DARTMOUTH
BORN MAY 15, 1994
SHOREVIEW, MINNESOTA
ACQ: FREE AGENT 2017
EXP: ROOKIE



CAREER NOTES: Saw action in 24 career games and registered 70 tackles, three tackles for a loss, three INTs and four passes defended ... Played nine games in 2016 and had 41 tackles and two interceptions ... In 2015, saw action in each of the 10 contests, moving into a starting role at SS for the final four games ... First-team all-state, all-metro and all-conference after helping Totino Grace to its third-consecutive state championship as a senior ... Football and baseball captain helped school go 38-1 on the gridiron over his three years on the varsity

59

CARROLL PHILLIPS

DEFENSIVE END
6-3 242 LBS
ILLINOIS
BORN SEPTEMBER 2, 1992
MIAMI, FLORIDA
ACQ: FREE AGENT 2017
EXP: ROOKIE



CAREER NOTES: Saw action in 31 career games and totaled 88 tackles (47 solo), 25.5 tackles for a loss, 12.0 sacks and three fumble recoveries ... Had his best season in 2016 recording 56 tackles (30 solo), 20.0 tackles for loss and nine sacks ... Named to the All-Big Ten first team (media), the first Illinois first-team selection since 2011 ... Named to the All-Big Ten honorable mention (coaches) ... Tied Simeon Rice (1994) and Moe Gardner (1989) for the fifth-most TFLs in an Illinois season (20.0) ... Attended Miami Central High School and was a three-star recruit by ESPN.com, Rivals and 247Sports ... Played in eight games in 2013 totaling 50 tackles, eight TFLs, four sacks, three pass break-ups, one interception returned for a touchdown and one fumble recovery

34

EZRA ROBINSON

CORNERBACK
5-11 189 LBS
TENNESSEE STATE
BORN FEBRUARY 19, 1994
SARASOTA, FLORIDA
ACQ: FREE AGENT 2017
EXP: ROOKIE



CAREER NOTES: Started career at Michigan State before playing three years at Tennessee State ... Started all 11 games in 2016, recording 42 tackles (31 solo), five INTs and 13 passes defended ... Offered and accepted an invitation to play in the 2017 Reese's Senior Bowl ... 2016 STATS FCS Second Team All-American ... Earned Ohio Valley Conference Defensive Player of the Week (11/16) for his play against Eastern Kentucky where he intercepted two passes, returning one 94 yards for a touchdown, which was the fifth longest in TSU history ... Four-year starter for Booker High School in Sarasota, Fla where he was a 2011 Class 4A first-team all-state selection by the Associated Press and Sarasota Herald-Tribune ... Ranked among the nation's top cornerbacks by Rivals.com (No. 52) and ESPN.com (No. 72)

86

KENNETH WALKER

WIDE RECEIVER
5-9 188 LBS
UCLA
BORN APRIL 1, 1994
RICHMOND, CALIFORNIA
ACQ: FREE AGENT 2017
EXP: ROOKIE



CAREER NOTES: Caught 44 passes for 911 yards and seven touchdowns in Bruins career ... In 2016 he posted 22 catches for 365 yards and four TDs ... Averaged 25.7 yards per catch in 2015 ... Ran the 40-yard dash in 4.30 and 4.29 seconds at UCLA's Pro Day ... Missed the 2013 season due to injury and was granted a medical redshirt ... Played two varsity seasons at Kennedy HS and saw action at RB, WR, P, kick returner and QB during his prep career ... Three-star ranking according to scout.com ... Scout's No. 38 running back in the nation ... Also lettered in track ... Was a state finalist in the hurdles in grades 10-12 ... Best track times - 110H 13.73, 100m 10.84, 300mH 38.01



2016 IN REVIEW

FINAL NFL STANDINGS

AMERICAN FOOTBALL CONFERENCE								
AFC NORTH								
* Pittsburgh	11	5	0	.688	399	327	9-3	5-1
Baltimore	8	8	0	.500	343	321	7-5	4-2
Cincinnati	6	9	1	.406	325	315	5-7	3-3
Cleveland	1	15	0	.063	264	452	1-11	0-6
AFC EAST								
* New England	14	2	0	.875	441	250	11-1	5-1
# Miami	10	6	0	.625	363	380	7-5	4-2
Buffalo	7	9	0	.438	399	378	4-8	1-5
New York Jets	5	11	0	.313	275	409	4-8	2-4
AFC SOUTH								
* Houston	9	7	0	.563	279	328	7-5	5-1
Tennessee	9	7	0	.563	381	378	6-6	2-4
Indianapolis	8	8	0	.500	411	392	5-7	3-3
AFC WEST								
* Kansas City	12	4	0	.750	389	311	9-3	6-0
# Oakland	12	4	0	.750	416	385	9-3	3-3
Denver	9	7	0	.563	333	297	6-6	2-4
San Diego	5	11	0	.313	410	423	4-8	1-5

* - Division Champion // # - Wild Card

NATIONAL FOOTBALL CONFERENCE									
NFC NORTH									
* Minnesota	11	5	0	.688	365	302	8-4	5-1	
# Green Bay	10	6	0	.625	368	323	7-5	3-3	
Detroit	7	9	0	.438	358	400	6-6	3-3	
Chicago	6	10	0	.375	335	397	3-9	1-5	
NFC EAST									
* Dallas	13	3	0	.813	421	306	9-3	3-3	
# New York Giants	11	5	0	.688	310	284	8-4	4-2	
Washington	8	7	1	.531	396	383	6-6	3-3	
Philadelphia	7	9	0	.438	367	331	5-7	2-4	
NFC SOUTH									
* Atlanta	11	5	0	.688	540	506	9-3	5-1	
Tampa Bay	9	7	0	.563	354	369	7-5	4-2	
New Orleans	7	9	0	.438	469	454	6-6	2-4	
Carolina	6	10	0	.375	369	402	5-7	1-5	
NFC WEST									
* Seattle	10	5	1	.656	354	292	6-5-1	3-2-1	
Arizona	7	8	1	.469	418	362	6-5-1	4-1-1	
Los Angeles	4	12	0	.250	224	394	3-9-	2-4	
San Francisco	2	14	0	.125	309	480	2-10	2-4	

* - Division Champion // # - Wild Card

2015 NFL PLAYOFF TREE	
SUPER BOWL LI Houston, Texas NEW ENGLAND 34, ATLANTA 28	
AFC CHAMPIONSHIP GAME Pittsburgh 17, NEW ENGLAND 36	NFC CHAMPIONSHIP GAME Green Bay 21, ATLANTA 44
AFC DIVISIONAL PLAYOFFS Houston 16, NEW ENGLAND 34 Pittsburgh 18, KANSAS CITY 16	NFC DIVISIONAL PLAYOFFS Green Bay 34, DALLAS 31 Seattle 20, ATLANTA 36
AFC WILD CARD PLAYOFFS Oakland 14, HOUSTON 27 New York Giants 13, GREEN BAY 38	NFC WILD CARD PLAYOFFS Detroit 6, SEATTLE 26 Miami 12, PITTSBURGH 30

EXTREME CONDITIONS					
WARMEST GAMES					
TEMP	DATE	OPPONENT	W/L	SCORE	
90	Sept. 12, 2010	vs. Denver	W	24-17	
90	Sept. 11, 2016	vs. Green Bay	L	23-27	
89	Sept. 26, 2010	vs. Philadelphia	L	3-28	
88	Oct. 7, 2012	vs. Chicago	L	3-41	
88	Sept. 16, 2007	vs. Atlanta	W	13-7	
88	Sept. 6, 1998	at Chicago	W	24-23	
88	Sept. 20, 1998	at Tennessee	W	27-22	
87	Sept. 8, 1996	vs. Houston	L	27-34	
87	Sept. 29, 2002	vs. New York Jets	W	28-3	
87	Oct. 6, 2002	vs. Philadelphia	W	28-25	
87	Sept. 14, 2008	vs. Buffalo	L	16-20	
87	Sept. 11, 2011	vs. Tennessee	W	16-14	
87	Sept. 20, 2015	vs. Miami	W	23-20	
COLDEST GAMES					
TEMP	DATE	OPPONENT	W/L	SCORE	
9	Dec. 17, 2000	at Cincinnati	L	14-17	
12	Dec. 19, 2004	at Green Bay	W	28-25	
16	Jan. 3, 2010	at Cleveland	L	17-23	
19	Dec. 7, 2008	at Chicago	L	10-23	
23	Dec. 23, 2000	at New York Giants	L	25-28	
24	Jan. 7, 2006	at New England	L	3-28	
25	Dec. 14, 2003	at New England	L	13-27	
26	Jan. 10, 1999 *	at New York Jets	L	24-34	
27	Jan. 12, 1997 *	at New England	L	6-20	
28	Dec. 4, 2005	at Cleveland	W	20-14	

* Playoff game / all degrees in fahrenheit

REGULAR SEASON ATTENDANCE						
	HOME TOTAL	HOME AVG.	ROAD TOTAL	ROAD AVG.	TOTAL	AVG.
1995	554,814	69,352	467,619	58,452	1,022,433	63,902
1996	533,533	66,692	382,383	47,798	915,916	57,245
1997	557,547	69,693	420,543	52,568	978,090	61,130
1998	561,472	70,184	490,956	61,370	1,052,428	65,777
1999	540,805	67,601	524,545	65,568	1,065,350	66,584
2000	482,510	60,314	509,447	53,681	991,957	61,997
2001	483,542	60,443	504,237	63,030	987,779	61,736
2002	450,216	56,277	525,010	65,626	975,226	60,952
2003	449,700	56,213	552,556	69,070	1,002,256	62,641
2004*	555,464	69,433	496,092	62,012	1,051,556	65,722
2005*	525,519	65,690	512,337	64,042	1,037,856	64,866
2006*	534,866	66,858	569,186	71,148	1,104,052	69,003
2007*	522,261	65,283	544,420	68,053	1,066,681	66,668
2008*	522,778	65,347	531,535	66,442	1,054,313	65,895
2009*	397,214	49,652	553,947	69,243	951,161	59,448
2010*	504,262	63,033	557,341	69,688	1,061,603	66,351
2011*	498,655	62,331	551,000	68,875	1,049,655	65,603
2012*	519,872	64,984	490,698	61,337	1,010,570	63,160
2013*#	503,140	62,892	525,079	65,634	1,028,219	64,263
2014*#	524,335	65,541	542,292	67,786	1,066,627	66,664
2015*#	514,268	64,284	542,243	67,780	1,056,511	66,032
2016*#	517,172	64,467	514,067	64,258	1,031,239	64,492

* Tickets Distributed / # Includes home game at Wembley Stadium

GAME-BY-GAME STARTERS

OFFENSE

	WR	TE	LT	LG	C	RG	RT	TE	WR	QB	RB
9/11 vs. G.B.	A. Robinson	Thomas	Beachum	Joeckel	Linder	Cann	Parnell	Lewis	Hurns	Bortles	Yeldon
9/18 at S.D	A. Robinson	Thomas	Beachum	Joeckel	Linder	Cann	Parnell	Lewis	Hurns	Bortles	Yeldon
9/25 vs. BAL	A. Robinson	Thomas	Joeckel	Reed	Shatley	Cann	Parnell	Lewis	Hurns	Bortles	Yeldon
10/2 vs. IND	A. Robinson	Omameh (OL)	Beachum	Joeckel	Linder	Cann	Parnell	Lewis	Hurns	Bortles	Yeldon
10/16 at CHI	A. Robinson	Thomas	Beachum	Omameh	Linder	Cann	Parnell	Lewis	Hurns	Bortles	Yeldon
10/23 vs. OAK	A. Robinson	Thomas	Beachum	Omameh	Linder	Cann	Parnell	Lewis	Hurns	Bortles	Yeldon
10/27 at TEN	A. Robinson	Thomas	Beachum	Omameh	Linder	Cann	Parnell	Lewis	Hurns	Bortles	Yeldon
11/6 at K.C.	A. Robinson	Lee (WR)	Beachum	Omameh	Linder	Cann	Parnell	Lewis	Hurns	Bortles	Yeldon
11/13 vs. HOU	A. Robinson	Koyack	Beachum	Omameh	Linder	Cann	Parnell	Lewis	Hurns	Bortles	Yeldon
11/20 at DET	A. Robinson	Koyack	Beachum	Omameh	Linder	Cann	Parnell	Lewis	Hurns	Bortles	Yeldon
11/27 at BUF	A. Robinson	Koyack	Beachum	Reed	Linder	Cann	Parnell	Ellis	Hurns	Bortles	Ivory
12/4 vs. DEN	A. Robinson	Koyack	Beachum	Reed	Linder	Cann	Parnell	Ellis	Lee	Bortles	D. Robinson
12/11 vs. MIN	A. Robinson	Walters (WR)	Beachum	Reed	Shatley	Cann	Parnell	Sterling	Lee	Bortles	Yeldon
12/18 at HOU	A. Robinson	Koyack	Beachum	Poutasi	Linder	Cann	Parnell	Ellis	Lee	Bortles	Yeldon
12/24 vs. TEN	A. Robinson	Walters (WR)	Beachum	Shatley	Linder	Cann	Parnell	Koyack	Lee	Bortles	Yeldon
1/1 at IND	A. Robinson	Walters (WR)	Beachum	Shatley	Linder	Cann	Parnell	Koyack	Lee	Bortles	Grant
TOTALS:	A. Robinson 16	Thomas 6 Koyack 5 Walters 3 Omameh (OL) 1 Lee (WR) 1	Beachum 15 Joeckel 1	Omameh 6 Reed 4 Joeckel 3 Shatley 2	Linder 14 Shatley 2	Cann 16	Parnell 16	Lewis 10 Ellis 3 Koyack 2 Sterling 1	Hurns 11 Lee 5	Bortles 16	Yeldon 13 Ivory 1 D. Robinson 1 Grant 1

DEFENSE

	LDE	DT	DT	LEO	OLB	MLB	OLB	LCB	RCB	SS	FS
9/11 vs. G.B.	Odrick	Jackson	Miller	Fowler Jr.	T. Smith	Posluszny	Ramsey (CB)	House	Amukamara	Cyprien	Gipson
9/18 at S.D	Odrick	Jackson	Miller	Ngakoue	T. Smith	Posluszny	Skuta	House	Ramsey	Cyprien	Gipson
9/25 vs. BAL	Alualu	Jackson	Miller	Ngakoue	T. Smith	Posluszny	Skuta	House	Ramsey	Cyprien	Gipson
10/2 vs. IND	Alualu	Jackson	Miller	Ngakoue	T. Smith	Posluszny	Jack	House	Ramsey	Cyprien	Gipson
10/16 at CHI	Odrick	Jackson	Miller	Ngakoue	T. Smith	Posluszny	Jack	Amukamara	Ramsey	Cyprien	Gipson
10/23 vs. OAK	Odrick	Jackson	Miller	Ngakoue	T. Smith	Posluszny	Jack	Amukamara	Ramsey	Cyprien	Gipson
10/27 at TEN	Alualu	Jackson	Jones	Ngakoue	T. Smith	Posluszny	Jack	Colvin	Ramsey	Cyprien	Gipson
11/6 at K.C.	Alualu	Jackson	Jones	Ngakoue	T. Smith	Posluszny	Jack	Amukamara	Ramsey	Cyprien	Gipson
11/13 vs. HOU	Odrick	Jackson	Jones	Ngakoue	T. Smith	Posluszny	Jack	Amukamara	Ramsey	Cyprien	Gipson
11/20 at DET	Odrick	Jackson	Jones	Ngakoue	T. Smith	Posluszny	Colvin (CB)	Amukamara	Ramsey	Cyprien	Gipson
11/27 at BUF	Alualu	Jackson	Marks	Ngakoue	T. Smith	Posluszny	Jack	Amukamara	Ramsey	Cyprien	Gipson
12/4 vs. DEN	Alualu	Jackson	Jones	Ngakoue	T. Smith	Posluszny	Jack	Amukamara	Ramsey	Cyprien	Gipson
12/11 vs. MIN	Alualu	Jackson	Jones	Ngakoue	T. Smith	Posluszny	Colvin (CB)	Amukamara	Ramsey	Cyprien	Gipson
12/18 at HOU	Alualu	Jackson	Jones	Ngakoue	T. Smith	Posluszny	Colvin	Amukamara	Ramsey	Cyprien	Gipson
12/24 vs. TEN	Alualu	Jackson	Jones	Ngakoue	T. Smith	Posluszny	Jack	Amukamara	Ramsey	Cyprien	Gipson
1/1 at IND	Alualu	Jackson	Jones	Ngakoue	T. Smith	Posluszny	Jack	Amukamara	Ramsey	Cyprien	Gipson
TOTALS:	Alualu 10 Odrick 6	Jackson 16	Jones 9 Miller 6 Marks 1	Ngakoue 15 Fowler Jr. 1	T. Smith 16	Posluszny 16	Jack 10 Colvin (CB) 3 Skuta 2 Ramsey (CB) 1	Amukamara 11 House 4 Colvin 1	Ramsey 15 Amukamara 1	Cyprien 16	Gipson 16

GAME-BY-GAME PARTICIPATION

	vs. G.B	at S.D.	vs. BAL	vs. IND	at CHI	vs. OAK	at TEN	at K.C.	vs. HOU	at DET	at BUF	vs. DEN	vs. MIN	at HOU	vs. TEN	at IND	GAMES/ STARTS
ALLEN	ina	ina	ina	ina	ina	ina	ina	ina	ina	ina	ina	ina	ina	ina	ina	ina	0/0
ALUALU	ina	ina	DE	DE	P	P	DE	DE	P	P	DE	DE	DE	DE	DE	DE	14/10
AMUKAMARA	RCB	ina	ina	P	LCB	LCB	P	LCB	LCB	LCB	LCB	LCB	LCB	LCB	LCB	LCB	14/12
ASH	ps	ps	ps	ps	ps	ps	P	ina	ina	ina	---	ps	ps	ps	ps	---	1/0
BARNYARD	---	---	---	---	---	---	---	---	---	---	---	---	---	---	---	P	1/0
BEACHUM	LT	LT	ina	LT	LT	LT	LT	LT	LT	LT	LT	LT	LT	LT	LT	LT	15/15
BENN	P	P	P	P	P	P	P	P	P	P	P	P	P	P	ina	P	15/0
BORTLES	QB	QB	QB	QB	QB	QB	QB	QB	QB	QB	QB	QB	QB	QB	QB	QB	16/16
BOWANKO	PUP	PUP	PUP	PUP	PUP	PUP	PUP	PUP	PUP	PUP	PUP	PUP	DNP	ina	P	P	2/0
BROWN	P	P	P	P	P	P	P	P	P	P	P	P	---	---	---	---	12/0
CANN	RG	RG	RG	RG	RG	RG	RG	RG	RG	RG	RG	RG	RG	RG	RG	RG	16/16
COLVIN	sus	sus	sus	sus	P	P	LCB	P	P	CB	P	P	CB	CB	IR	IR	10/4
CYPRIEN	SS	SS	SS	SS	SS	SS	SS	SS	SS	SS	SS	SS	SS	SS	SS	SS	16/16
DAVIS	---	---	---	---	ps	ps	ps	ps	ps	ps	ps	ps	ps	ps	P	P	2/0
DAY	P	P	P	P	P	P	P	P	P	P	P	P	P	P	P	P	16/0
ELLIS	ps	ps	ps	ps	ps	ps	ps	ps	ps	ps	TE	TE	P	TE	P	P	6/3
FOWLER JR.	LEO	P	P	P	P	P	P	P	P	P	P	P	P	P	P	P	16/1
GIPSON	FS	FS	FS	FS	FS	FS	FS	FS	FS	FS	FS	FS	FS	FS	FS	FS	16/16
GRANT	P	P	P	P	ina	ina	ina	ina	ina	P	P	P	P	P	P	P	11/1
GRATZ	P	P	P	ina	---	---	---	---	---	---	---	---	---	---	---	---	3/0
GREENE SR	P	P	P	P	ina	P	ina	ina	P	P	P	IR	IR	IR	IR	IR	8/0
HARRIS	---	---	---	---	ina	ina	ina	ina	ina	---	---	---	---	---	---	---	0/0
HENNE	DNP	DNP	DNP	DNP	DNP	DNP	DNP	DNP	DNP	P	DNP	DNP	DNP	DNP	DNP	DNP	1/0
B. HILL	ps	ps	ps	ps	ps	ps	ps	ps	ps	ps	ps	ps	DNP	P	P	P	3/0
J. HILL	---	---	---	---	---	---	---	---	---	---	P	P	P	P	ina	ina	4/0
R. HILL	ps	ps	P	ps	ps	ps	ps	ps	ps	---	---	---	---	---	---	---	1/0
HOUSE	LCB	LCB	LCB	LCB	P	P	P	P	P	P	P	P	P	P	P	P	16/4
HUFF	Sus	ps	ps	ps	---	---	---	---	---	---	---	---	---	---	---	---	0/0
HURNS	WR	WR	WR	WR	WR	WR	WR	WR	WR	WR	WR	ina	ina	ina	ina	ina	11/11
IVORY	ina	ina	P	P	P	P	P	P	P	P	P	RB	ina	ina	P	P	11/1
JACK	P	P	P	OTTO	OTTO	OTTO	OTTO	OTTO	OTTO	P	OTTO	OTTO	P	P	OTTO	OTTO	16/10
JACKSON	DT	DT	DT	DT	DT	DT	DT	DT	DT	DT	DT	DT	DT	DT	DT	DT	16/16
JOECKEL	LG	LG	LT	LG	IR	IR	IR	IR	IR	IR	IR	IR	IR	IR	IR	IR	4/4
JOHNSON	ina	P	P	P	ina	ina	ina	P	ina	ina	P	ina	P	ina	P	P	8/0
JONES	P	P	P	P	P	P	DT	DT	DT	DT	ina	DT	DT	DT	DT	DT	15/9
KOYACK	P	P	ina	ina	P	P	P	P	TE	TE	TE	TE	P	TE	TE	TE	14/7
LEE	P	P	P	P	P	P	P	WR	P	P	P	WR	WR	WR	WR	WR	16/6
LEWIS	TE	TE	TE	TE	TE	TE	TE	TE	TE	TE	IR	IR	IR	IR	IR	IR	10/10
LINDER	C	C	ina	C	C	C	C	C	C	C	C	C	ina	C	C	C	14/14
MARKS	P	P	P	P	P	P	P	P	P	P	DT	P	P	P	P	P	16/1
MILLER III	DT	DT	DT	DT	DT	DT	IR	IR	IR	IR	IR	IR	IR	IR	IR	IR	6/6
MYERS	P	P	P	P	P	P	P	P	P	P	P	P	P	P	P	P	16/0
NGAKOUE	P	LEO	LEO	LEO	LEO	LEO	LEO	LEO	LEO	LEO	LEO	LEO	LEO	LEO	LEO	LEO	16/15
NORTMAN	P	P	P	P	P	P	P	P	P	P	P	P	P	P	P	P	16/0
ODRICK	DE	DE	ina	ina	DE	DE	ina	ina	DE	DE	ina	ina	IR	IR	IR	IR	6/6

GAME-BY-GAME PARTICIPATION

	vs. G.B	at S.D.	vs. BAL	vs. IND	at CHI	vs. OAK	at TEN	at K.C.	vs. HOU	at DET	at BUF	vs. DEN	vs. MIN	at HOU	vs. TEN	at IND	GAMES/ STARTS
OMAMEH	P	P	P	OL	LG	LG	LG	LG	LG	LG	IR	IR	IR	IR	IR	IR	10/7
PARNELL	RT	RT	RT	RT	RT	RT	RT	RT	RT	RT	RT	RT	RT	RT	RT	RT	16/16
PORTER	ps	ps	ps	ps	ps	ps	ps	ps	ps	ps	ps	ps	P	P	ina	IR	2/0
POSŁUSZNY	MLB	MLB	MLB	MLB	MLB	MLB	MLB	MLB	MLB	MLB	MLB	MLB	MLB	MLB	MLB	MLB	16/16
POUTASI	ps	ps	ps	ps	ps	ps	ps	ps	ps	ina	ina	ina	ina	LG	IR	IR	1/0
PULLARD III	P	P	P	P	P	P	P	P	P	P	P	P	P	P	P	P	16/0
RAMSEY	CB	RCB	RCB	RCB	RCB	RCB	RCB	RCB	RCB	RCB	RCB	RCB	RCB	RCB	RCB	RCB	16/16
REED	ina	ina	LG	ina	P	P	P	P	P	P	LG	LG	LG	ina	IR	IR	10/4
RICHARDSON	---	---	---	---	---	---	---	---	---	---	---	---	---	---	---	ina	0/0
A. ROBINSON	WR	WR	WR	WR	WR	WR	WR	WR	WR	WR	WR	WR	WR	WR	WR	WR	16/16
D. ROBINSON	P	P	P	P	P	P	P	P	P	P	P	RB	ina	ina	ina	P	13/1
RUSH	---	---	---	---	---	---	---	---	---	---	---	---	---	---	P	P	2/0
SHATLEY	P	P	C	P	P	P	P	P	P	P	P	P	C	P	LG	LG	16/4
SKUTA	P	OTTO	OTTO	ina	P	P	P	P	P	ina	ina	P	P	P	P	P	13/2
C. SMITH	ina	ina	ina	P	ina	ina	P	P	ina	ina	ina	P	P	ina	P	ina	6/0
T. SMITH	WLB	WLB	WLB	WLB	WLB	WLB	WLB	WLB	WLB	WLB	WLB	WLB	WLB	WLB	WLB	WLB	16/16
STERLING	P	P	P	P	ina	ina	ina	ina	P	P	P	P	TE	P	ina	ina	10/1
THOMAS	TE	TE	TE	ina	TE	TE	TE	P	P	P	ina	ina	IR	IR	IR	IR	9/6
THOMPSON	P	P	P	P	P	P	P	P	P	P	P	P	ina	P	P	P	15/0
TINKER	P	P	P	P	P	P	P	P	P	P	P	P	P	P	P	P	16/0
WALTERS	ina	ina	---	P	P	ina	P	P	ina	ina	P	P	WR	P	WR	WR	10/3
WASHINGTON	---	---	---	---	---	---	---	---	ps	ps	ps	ps	ps	ps	P	P	2/0
WELLS	IR	IR	IR	IR	IR	IR	IR	IR	IR	IR	P	P	P	P	DNP	P	5/0
WILSON	P	P	P	P	P	P	P	P	P	P	P	P	P	P	P	P	16/0
WYNN	ps	ps	ps	ps	ps	ps	ps	ps	ps	ps	ps	P	P	P	P	P	5/0
YELDON	RB	RB	RB	RB	RB	RB	RB	RB	RB	RB	P	P	RB	RB	RB	IR	15/13

POS=Started; P=Played; DNP=Did not play; ina= Inactive; ps=Practice squad; ---=Not on roster;

NFI= Reserve/non-football injury; PUP=Reserve/physically unable to perform; IR=Injured reserve; Sus=Suspended

2016 STATISTICS

JACKSONVILLE JAGUARS / WEEK 17 / THROUGH SUNDAY, JANUARY 1, 2017

WON 3, LOST 13

09/11 L 23-27	Green Bay	63,179	Yeldon	130	465	3.6	16	1						
09/18 L 14-38	at San Diego	52,165	Ivory	117	439	3.8	42	3						
09/25 L 17-19	Baltimore	60,127	Bortles	58	359	6.2	27	3						
10/02 W 30-27	Indianapolis	83,764	C. Grant	32	164	5.1	57t	1						
10/16 W 17-16	at Chicago	61,054	D. Robinson	41	144	3.5	9	0						
10/23 L 16-33	Oakland	62,614	Lee	6	35	5.8	11	0						
10/27 L 22-36	at Tennessee	61,619	B. Hill	2	11	5.5	7	0						
11/06 L 14-19	at Kansas City	73,294	Banyard	2	7	3.5	7	0						
11/13 L 21-24	Houston	62,091	Richardson LG	2	7	3.5	6	0						
11/20 L 19-26	at Detroit	61,486	Wynn	2	5	2.5	7	0						
11/27 L 21-28	at Buffalo	67,849	Walters	1	4	4.0	4	0						
12/04 L 10-20	Denver	63,075	Henne	1	-2	-2.0	-2	0						
12/11 L 16-25	Minnesota	62,701	TEAM	392	1631	4.2	57t	8						
12/18 L 20-21	at Houston	71,803	OPPONENTS	446	1703	3.8	75t	17						
12/24 W 38-17	Tennessee	59,621	* RECEIVING											
01/01 L 20-24	at Indianapolis	65,160	A. Robinson	73	883	12.1	42	6						
	Jax	Opp.	Lee	63	851	13.5	51	3						
TOTAL FIRST DOWNS	321	305	Yeldon	50	312	6.2	17	1						
Rushing	75	93	Hurns	35	477	13.6	42t	3						
Passing	207	174	Thomas	30	281	9.4	24	4						
Penalty	39	38	Walters	24	231	9.6	23	2						
3rd Down: Made/Att	78/221	83/224	Ivory	20	186	9.3	37	0						
3rd Down Pct.	35.3	37.1	Lewis	20	169	8.5	37	1						
4th Down: Made/Att	7/16	6/13	Koyack	19	161	8.5	17	1						
4th Down Pct.	43.8	46.2	Sterling	12	110	9.2	17	0						
POSSESSION AVG.	29:09	30:51	Benn	5	116	23.2	51t	1						
TOTAL NET YARDS	5359	5147	Greene	5	32	6.4	9	0						
Avg. Per Game	334.9	321.7	C. Grant	4	35	8.8	15t	1						
Total Plays	1052	1030	D. Robinson	3	22	7.3	11	0						
Avg. Per Play	5.1	5.0	Ellis	3	11	3.7	6	0						
NET YARDS RUSHING	1631	1703	Bortles	1	20	20.0	20t	1						
Avg. Per Game	101.9	106.4	Wynn	1	19	19.0	19	0						
Total Rushes	392	446	Washington	1	9	9.0	9	0						
NET YARDS PASSING	3728	3444	TEAM	369	3925	10.6	51t	24						
Avg. Per Game	233.0	215.3	OPPONENTS	345	3627	10.5	64t	20						
Sacked/Yards Lost	34/197	33/183	* INTERCEPTIONS											
Gross Yards	3925	3627	Ramsey	2	65	32.5	35	1						
Att./Completions	626/369	551/345	T. Smith	2	0	0.0	0	0						
Completion Pct.	58.9	62.6	Gipson	1	30	30.0	30	0						
Had Intercepted	16	7	Ngakoue	1	9	9.0	9	0						
PUNTS/AVERAGE	77/46.6	82/46.0	Posluszny	1	0	0.0	0	0						
NET PUNTING AVG.	77/39.5	82/42.6	TEAM	7	104	14.9	35	1						
PENALTIES/YARDS	129/1178	101/948	OPPONENTS	16	308	19.3	51t	3						
FUMBLES/BALL LOST	23/13	18/6	* PUNTING											
TOUCHDOWNS	34	41	Nortman	77	3589	46.6	39.5	8	27	78				
Rushing	8	17	TEAM	77	3589	46.6	39.5	8	27	78				
Passing	24	20	OPPONENTS	82	3774	46.0	42.6	3	33	61				
Returns	2	4	* PUNT RETURNS											
* SCORE BY PERIODS	Q1	Q2	Q3	Q4	OT	PTS	Greene	21	5	131	6.2	42	0	
TEAM	51	90	64	113	0	318	Walters	17	16	86	5.1	14	0	
OPPONENTS	57	134	99	110	0	400	Lee	2	3	3	1.5	3	0	
* SCORING	TD-Ru-Pa-Rt	K-PAT	FG	S	PTS	TEAM	40	24	220	5.5	42	0		
Myers	0	0	0	29/32	27/34	0	110	OPPONENTS	31	19	389	12.5	57	1
A. Robinson	6	0	6	0	0	38	* KICKOFF RETURNS							
Bortles	4	3	1	0	0	26	Lee	18	545	30.3	100t	1		
Lee	4	0	3	1	0	24	C. Grant	13	268	20.6	32	0		
Thomas	4	0	4	0	0	24	Benn	2	16	8.0	16	0		
Hurns	3	0	3	0	0	18	Walters	2	39	19.5	23	0		
Ivory	3	3	0	0	0	18	D. Robinson	1	13	13.0	13	0		
C. Grant	2	1	1	0	0	12	C. Smith	1	0	0.0	0	0		
Walters	2	0	2	0	0	12	TEAM	37	881	23.8	100t	1		
Yeldon	2	1	1	0	0	12	OPPONENTS	13	273	21.0	53	0		
Benn	1	0	1	0	0	6	* FIELD GOALS	1-19	20-29	30-39	40-49	50+		
Koyack	1	0	1	0	0	6	Myers	0/ 0	7/ 7	3/ 4	10/11	7/12		
Lewis	1	0	1	0	0	6	TEAM	0/ 0	7/ 7	3/ 4	10/11	7/12		
Ramsey	1	0	0	1	0	6	OPPONENTS	0/ 0	10/10	10/10	13/15	5/ 6		
TEAM	34	8	24	2	29/32	27/34	0	318	Myers: (26G,39G,50G) (54N) (49G,52B) (22G,46G,49G)					
OPPONENTS	41	17	20	4	36/40	38/41	1	400	(30G) (23G,37G,44G) () (54N) (54G,44G) (27G,52G) ()					
2-Pt Conv:	Bortles, A. Robinson, TM 2-2, OPP 1-1								(47G) (45G,55G,24G,41N,61B) (26G,50G) (29G,48G,56G,50G) (47G,30N,54N,41G)					
SACKS:	Ngakoue 8, Jackson 6.5, Fowler 4, Marks 3.5, Alualu 2.5, Posluszny 1.5, Colvin 1, Cyprien 1, Day 1, Odrick 1, C. Smith 1, T. Smith 1, Jack 0.5, Johnson 0.5, TM 33, OPP 34								OPP: (25G,20G) (25G) (43G,42G,37G,53G) (53G,49G) (36G,24G,32G) (26G,32G,44G,52G) (32G,22G,33G) (26G,51G,24G,36G) (49N,50N,51G) (27G,43G) () (32G,41G) (43G,32G,40G,46G) (39G,45G,43G,27G) (42G) (48N,45G) 8/6, Ivory 5/3, Greene 4/1, Yeldon 2/1, Hurns 1/0, Lee 1/1, A. Robinson 1/0, Walters 1/1					
* PASSING	Att	Cmp	Yds	Cmp%	Yds/Att	TD	TD%	Int	Int%	Long	Sack/Lost	Rating		
Bortles	625	368	3905	58.9	6.25	23	3.7	16	2.6	51t	34/ 197	78.8		
Lee	1	1	20	100.0	20.00	1	100.0	0	0.0	20t	0/ 0	158.3		
TEAM	626	369	3925	58.9	6.27	24	3.8	16	2.6	51t	34/ 197	79.5		
OPPONENTS	551	345	3627	62.6	6.58	20	3.6	7	1.3	64t	33/ 183	88.5		

2016 STATISTICS

DEFENSE

Player	Tkl	Ast	Comb	Sack	Sk Yds	TFL	QH	Int	PD	FF	FR
Paul Posluszny	97	36	133	1.5	17	8	3	1	3	0	0
Johnathan Cyprien	96	30	126	1	2	3	1	0	4	1	1
Telvin Smith	98	20	118	1	0	14	2	2	8	0	1
Jalen Ramsey	55	10	65	0	0	2	1	2	14	1	0
Prince Amukamara	46	3	49	0	0	1	0	0	6	0	0
Tashaun Gipson	34	7	41	0	0	0	0	1	2	0	0
Tyson Alualu	28	8	36	2.5	14	6	6	0	0	1	0
Malik Jackson	28	5	33	6.5	39.5	11	19	0	4	0	1
Abry Jones	26	6	32	0	0	4	0	0	1	0	0
Dante Fowler	23	9	32	4	26.5	6	11	0	5	0	0
Yannick Ngakoue	20	3	23	8	45	6	14	1	2	4	0
Sen'Derrick Marks	18	4	22	3.5	19	7	9	0	1	0	1
Aaron Colvin	18	4	22	1	7	2	1	0	0	0	0
Myles Jack	16	6	22	0.5	0	1	2	0	2	0	0
Dan Skuta	15	3	18	0	0	3	2	0	1	0	0
Davon House	13	3	16	0	0	0	0	0	0	0	0
Jared Odrick	9	3	12	1	0	0	1	0	1	1	0
Roy Miller	10	0	10	0	0	1	1	0	0	0	0
Josh Johnson	5	4	9	0.5	5	0	1	0	1	0	0
Sheldon Day	6	2	8	1	4	4	1	0	0	0	0
Dwayne Gratz	5	0	5	0	0	0	0	0	0	0	0
Peyton Thompson	3	2	5	0	0	0	1	0	0	0	0
Hayes Pullard	3	2	5	0	0	0	0	0	0	0	0
Chris Smith	4	0	4	1	4	1	1	0	0	0	0
Richard Ash	1	3	4	0	0	0	0	0	0	0	0
Jarrold Wilson	2	0	2	0	0	0	0	0	0	0	0
Team Totals	679	173	852	33	183	80	77	7	55	8	4

SPECIAL TEAMS

Player	Tkl	Ast	FF	FR	BL
Peyton Thompson	7	2	0	0	0
Corey Grant	5	1	0	0	0
Jarrold Wilson	4	2	0	0	0
Arrelious Benn	5	0	0	0	0
Hayes Pullard	2	2	0	0	0
Arthur Brown	3	0	0	0	0
Denard Robinson	3	0	0	1	0
Myles Jack	2	0	0	0	0
Carson Tinker	1	1	0	0	0
Tyson Alualu	1	0	0	0	0
Johnathan Cyprien	0	1	0	0	0
Alex Ellis	1	0	0	0	0
Davon House	1	0	0	0	0
Ben Koyack	1	0	0	1	0
Jason Myers	1	0	0	0	0
Brad Nortman	1	0	0	0	0
Telvin Smith	1	0	0	0	0
Neal Sterling	1	0	0	0	0
Sen'Derrick Marks	0	0	0	0	1
Dan Skuta	0	0	0	0	1
Rashad Greene Sr.	0	0	0	2	0
Team Totals	40	9	0	4	2

GAME SUMMARIES



WEEK 1 vs. GREEN BAY

Sept. 11, 2016 at EverBank Field

	1	2	3	4	OT	Final
GREEN BAY PACKERS (1-0)	7	14	3	3	-	27
JACKSONVILLE JAGUARS (0-1)	7	10	3	3	-	23

The Jaguars were stopped on 4th-and-1 at the Green Bay 14 with 14 seconds remaining to cap a 27-23 opening day loss in a close game that saw four lead changes. Following a stirring pregame commemoration of 9/11, the Jaguars had the first possession, but Green Bay scored first when the Packers' **Joe Thomas** intercepted **Blake Bortles** on the fifth play to set up the Green Bay offense at the Jacksonville 29-yard line. After a 4th down conversion at the 20, **Aaron Rodgers** scored the first touchdown on a six-yard run. The Jaguars got their first touchdown on their second drive with a five-yard **T.J. Yeldon** scoring run which was set up by a 37-yard **Mercedes Lewis** reception. The Jaguars claimed their first lead after the Packers' third straight 3-and-out, marching 45 yards in 12 plays to set up **Jason Myers**' 26-yard field goal in a second quarter that saw both teams combine for 24 points. Green Bay answered with a Rodgers-to-**Jordy Nelson** scoring pass to reclaim the lead at 14-10 before the Jaguars answered with a 75-yard drive resulting in a 22-yard Bortles-to-**Julius Thomas** touchdown pass for a 17-14 lead. Green Bay's second consecutive 75-yard touchdown drive made it 21-17 Packers with 13 second left in the first half when Rodgers, despite a heavy rush, threw 29 yards to **Davante Adams** at the goal line. Both teams managed only two field goals in the second half, including a 50-yarder by Myers. The Jaguars began their final drive at their own 37 with 3:17 remaining and no times out left before a fourth-down swing pass from Bortles to **Allen Hurns** came up short at the Green Bay 14. Bortles threw for 320 yards while Rodgers was held to 199, but the Jacksonville offense averaged just 1.8 yards on 26 runs. Hurns had receptions of 30 and 38 yards on two Jacksonville scoring drives, while **Allen Robinson** led the team with six receptions for 72 yards.

Team	Q	Time Scoring Play	Drive
G.B.	1	A. Rodgers 6 yd run (M. Crosby kick)	6-29 (5:47)
Jax.	1	T. Yeldon 5 yd. run (J. Myers kick)	3-48 (1:24)
Jax.	2	J. Myers 26 yd. Field Goal	12-45(5:52)
G.B.	2	J. Nelson 6 yd. pass from A. Rodgers (M. Crosby kick)	9-75 (4:43)
Jax.	2	J. Thomas 22 yd. pass from B. Bortles (J. Myers kick)	7-75 (1:56)
G.B.	2	D. Adams 29 yd. pass from A. Rodgers (M. Crosby kick)	5-75 (0:56)
G.B.	3	M. Crosby Field Goal	13-68 (4:48)
Jax.	3	J. Myers 39 yd. Field Goal	10-54 (3:57)
G.B.	4	M. Crosby 20 yd. Field Goal	16-73 (9:14)
Jax.	4	J. Myers 50 yd. Field Goal	14-37 (6:49)

Team Statistics

	Packers	Jaguars
First Downs (Run-Pass-Pen)	18 (6-10-2)	20 (4-14-2)
Total Yards-Plays-Avg.	294-60-4.9	348-68-5.1
Rushing Yards-Attempts-Avg.	95-25-3.8	48-26-1.8
Net Yards Passing (Sacked-Yds)	199 (1-0)	300 (3-20)
Att-Comp-Int	34-20-0	39-24-1
Third Down Conversions (%)	7-14 (50%)	4-15 (27%)
Fourth Down Conversions (%)	1-1 (100%)	3-4 (75%)
Punts-Avg.	4-46.0	2-62.5
Fumbles-Lost	1-0	1-0
Penalties-Yards	5-24	9-79
Time of Possession	28:37	31:23

Individual Statistics

Packers Rushing: E. Lacy 14-61, A. Rodgers 4-16, R. Cobb 3-11, J. Starks 4-7
Jaguars Rushing: T. Yeldon 21-39, D. Robinson 3-7, B. Bortles 2-2

Packers Passing: A. Rodgers 20-34-199 (2 TDs)
Jaguars Passing: B. Bortles 24-39-320 (TD, INT)

Packers Receiving: R. Cobb 6-57, J. Nelson 6-32, D. Adams 3-50, R. Rodgers 1-22, E. Lacy 1-17, J. Abbrederis 1-8, J. Cook 1-7, J. Starks 1-6
Jaguars Receiving: A. Robinson 6-72, J. Thomas 5-64, A. Hurns 4-75, T. Yeldon 4-30, M. Lewis 2-48, M. Lee 2-22, R. Greene 1-9

Sacks: Packers 3.0 (M. Burnnett 1.0, N. Perry 1.0, C. Matthews 1.0)
Sacks: Jaguars 1.0 (J. Odrick 1.0)

Interceptions: Packers 1 (J. Thomas)
Interceptions: Jaguars None

Paid Attendance: 63,179 **Time:** 3:10 **Temperature:** 90 degrees



WEEK 2 AT SAN DIEGO

Sept. 18, 2016 at Qualcomm Stadium

	1	2	3	4	OT	Final
JACKSONVILLE JAGUARS (0-2)	0	0	0	14	-	14
SAN DIEGO CHARGERS (1-1)	7	14	14	3	-	38

The Chargers bolted to an early and commanding lead and never looked back in posting a lopsided 38-14 win in their home opener. Scoring touchdowns on three of their first four possessions, the Chargers led 21-0 midway through the second quarter on a **Melvin Gordon** 3-yard run and Philip Rivers touchdown passes of six and two yards to **Travis Benjamin** and **Antonio Gates**. **Tyrell Williams**' 44-yard touchdown catch-and run and a Benjamin 45-yard catch made it 35-0 at the end of the third quarter, by which time the Jaguars had four punts, three turnovers and a missed 54-yard field goal try. In the fourth quarter the Jaguars put together two scoring drives, marching 75 yards in 12 plays with **Mercedes Lewis** catching a four-yard touchdown pass from **Blake Bortles**, and Bortles throwing 15 yards to Corey Grant on the team's final possession. On the day San Diego had five red zone and goal-to-go situations and came away with three touchdowns, a field goal and a lost fumble. Bortles tied his career high with 50 pass attempts, completing 31 for 329 yards with two touchdowns and two interceptions, and was the Jaguars' leading rusher with 34 yards on the ground, while Rivers threw for four touchdowns. **Dante Fowler Jr.** turned in the first two sacks of his career while rookie **Yannick Ngakoue** also got his first, but the Jaguars could not overcome 13 penalties and three turnovers.

Team	Q	Time Scoring Play	Drive
S.D.	1	M. Gordon 3 yd. run (J. Lambo kick)	8-75 (4:46)
S.D.	2	T. Benjamin 6 yd. pass from P. Rivers (J. Lambo kick)	7-34 (3:34)
S.D.	2	A. Gates 2 yd. pass from P. Rivers (J. Lambo kick)	5-56 (2:11)
S.D.	3	Ty. Williams 44 yd. pass from P. Rivers (J. Lambo kick)	7-93 (4:18)
S.D.	3	T. Benjamin 45 yd. pass from P. Rivers (J. Lambo kick)	7-93 (4:18)
JAX	4	M. Lewis 4 yd. pass from B. Bortles (J. Myers kick)	12-75 (4:54)
S.D.	4	J. Lambo 25 yd. field goal	11-36 (5:54)
JAX	4	C. Grant 15 yd. pass from B. Bortles (J. Myers kick)	9-60 (2:30)

Team Statistics

	Jaguars	Chargers
First Downs (Run-Pass-Pen)	20 (6-13-1)	25 (10-10-5)
Total Yards-Plays-Avg.	388-63-6.2	357-63-5.7
Rushing Yards-Attempts-Avg.	69-11-6.3	150-35-4.3
Net Yards Passing (Sacked-Yds)	329 (2-10)	220 (3-13)
Att-Comp-Int	50-31-2	25-17-0
Third Down Conversions (%)	2-11 (18%)	7-13 (54%)
Fourth Down Conversions (%)	1-2 (50%)	0-0 (0%)
Punts-Avg.	4-44.8	4-43.3
Fumbles-Lost	1-1	1-1
Penalties-Yards	14-93	3-23
Time of Possession	25:08	34:52

Individual Statistics

Chargers Rushing: M. Gordon 24-102, D. Woodhead 3-27, K. Farrow 4-13, P. Rivers 1-10, K. Clemens 2--1, T. Benjamin 1--1
Jaguars Rushing: B. Bortles 3-34, T. Yeldon 7-28

Chargers Passing: P. Rivers 17-24-220 (4 TDs), K. Clemens 0-1-0
Jaguars Passing: B. Bortles 31-50-329 (2 TDs, 2 INTs)

Chargers Receiving: T. Benjamin 6-115, Ty. Williams 3-61, M. Gordon 3-18, A. gates 3-15, D. Inman 1-7, D. Woodhead 1-4
Jaguars Receiving: T. Yeldon 8-10, M. Lee 5-75, A. Hurns 5-64, J. Thomas 4-71, A. Robinson 3-54, M. Lewis 2-17, C. Grant 1-15, A. Benn 1-9, R. Greene 1-7, D. Robinson 1-7

Sacks: Chargers 2.0 (M. Ingram 2.0)
Sacks: Jaguars 3.0 (D. Fowler 2.0), (Ngakoue 1.0)

Interceptions: Chargers 2 (C. Hayward 2)
Interceptions: Jaguars None

Paid Attendance: 52,165 **Time:** 3:14 **Temperature:** 82 degrees

GAME SUMMARIES

WEEK 3 vs. BALTIMORE

Sept. 25, 2016 at EverBank Field

	1	2	3	4	OT	Final
BALTIMORE RAVENS (3-0)	7	6	3	3	-	19
JACKSONVILLE JAGUARS (0-3)	0	7	7	3	-	17

The Jaguars took a 17-16 lead, their first of the day, with 7:27 left in the fourth quarter but a game-winning 53-yard field goal by **Justin Tucker** with 1:02 remaining gave Baltimore a 19-17 victory. Tucker converted all four of his field goal tries—from 43, 42, 37 and 53 yards—and **Joe Flacco** scored the Ravens' only touchdown on a 7-yard run to open the scoring. **Blake Bortles** threw two touchdown passes to **Allen Robinson**, the first a three-yarder with 1:55 left in the second quarter to narrow the Baltimore lead to 10-7. The Ravens closed out the first half with Tucker's 42-yard field goal on an untimed down after his miss from 57 yards was nullified by a 15-yard defensive penalty, an ironic twist from the bizarre ending of the teams' meeting the previous year. The third quarter began with Tucker's 37-yarder to make it 16-7 but the Jaguars battled back, marching 78 yards in 11 plays to set up the second Bortles-to-Robinson touchdown, an 11-yard pass that was initially ruled incomplete before being reversed by instant replay. In the final quarter the Jaguars had three takeaways but were 0-for-6 on third down and gave up four sacks. The game twisted and turned, beginning with a **Devon Hester** muffed punt return which was recovered by **Denard Robinson** to set up **Jason Myers**' 49-yard field goal, giving the Jaguars a 17-16 lead with 7:27 left. On the next series Flacco was intercepted by **Tashaun Gipson**, then three plays later Bortles was picked off by **Tavon Young**, followed two plays later by another Flacco interception by **Paul Posluszny**. After blocking Myers' 52-yard field goal attempt with 2:59 remaining, the Ravens converted a 4th-and-2 to set up Tucker's game-winner. The Jaguars' final possession ended with Bortles' third interception of the day.

Team	Q	Scoring Play	Drive / Time
BAL	1	J. Flacco 7 yd. run (J. Tucker kick)	8-75, 4:03
BAL	2	J. Tucker 43 yd. Field Goal	10-46, 5:47
JAX	2	A. Robinson 3 yd. pass from B. Bortles (J. Myers kick)	8-37, 3:50
BAL	2	J. Tucker 37 yd. Field Goal	9-56, 4:39
JAX	3	A. Robinson 11 yd. pass from B. Bortles (J. Myers kick)	11-78, 5:22
JAX	4	J. Myers 49 yd. Field Goal	4-8, 1:34
BAL	4	J. Tucker 53 yd. Field Goal	8-22, 1:57

Team Statistics

	Ravens	Jaguars
First Downs (Run-Pass-Pen).....	18 (3-11-4)	14 (1-12-1)
Total Yards-Plays-Avg.	283-64-4.4	216-63-3.4
Rushing Yards-Attempts-Avg.....	84-22-3.8	48-21-2.3
Net Yards Passing (Sacked-Yds).....	199 (2-15)	168 (4-26)
Att-Comp-Int	40-29-2	38-24-3
Third Down Conversions (%).....	3-13 (23%)	6-16 (38%)
Fourth Down Conversions (%).....	1-1 (100%)	0-0 (0%)
Punts-Avg.	5-48.6	6-41.5
Fumbles-Lost	2-1	0-0
Penalties-Yards.....	8-58	7-75
Time of Possession	31:06	28:54

Individual Statistics

Ravens Rushing: T. West 10-45, J. Forsett 7-20, J. Flacco 3-12
Jaguars Rushing: T. Yeldon 6-17, B. Bortles 3-17, C. Ivory 12-14

Ravens Passing: J. Flacco 29-40-214 (2 INTs)
Jaguars Passing: B. Bortles 24-38-194 (2 TDs, 3 INTs)

Ravens Receiving: S. Smith 8-87, D. Pitta 6-42, J. Forsett 6-12, M. Wallace 3-34, B. Periman 2-22
Jaguars Receiving: A. Robinson 7-57, M. Lee 5-44, A. Hurns 4-40, M. Lewis 3-20, J. Thomas 2-123, T. Yeldon 2-11

Sacks: Ravens 4.0 (T. Suggs 2.0, L. Guy 1.0, T. Jernigan 1.0)
Sacks: Jaguars 2.0 (M. Jackson 1.0, Y. Ngakoue 1.0)

Interceptions: Ravens 3 (Z. Orr, T. Young, C. Mosley)
Interceptions: Jaguars 2 (T. Gipson, P. Posluszny)

Paid Attendance: 60,127 **Time:** 3:07 **Temperature:** 88 degrees

WEEK 4 vs. INDIANAPOLIS

Oct. 2, 2016 at Wembley Stadium

	1	2	3	4	OT	Final
INDIANAPOLIS COLTS (1-3)	3	3	0	21	-	27
JACKSONVILLE JAGUARS (1-3)	7	10	6	7	-	30

Playing in London's Wembley Stadium for the fourth time, the Jaguars built an early lead which they extended to 17 points before holding off a late Colts rally to win, 30-27. Both teams opened with a three-and-out before rookie **Yannick Ngakoue** intercepted an **Andrew Luck** pass at the Colts 33. The Jaguars capitalized on the game's only turnover, marching 24 yards in five plays to a three-yard touchdown pass from **Blake Bortles** to **Allen Robinson**. Indianapolis responded with field goals on its next two drives with **Adam Vinatieri** good from 53 and 49 yards to make it 7-6 early in the second quarter. The Jaguars' ensuing possession covered 75 yards in 10 plays with Bortles running in from one yard out to extend the lead to 14-6, and on their next series **Jason Myers** kicked a 22-yard field goal on the final play of the quarter for a 17-6 halftime lead. The second half was a continuation of the first as Jacksonville scored on its next two possessions as well, with Myers' 46 and 49-yarders giving the Jaguars a 17-point lead at 23-6 at the end of the third quarter. Indianapolis would not go away, however, scoring touchdowns on three consecutive fourth-quarter possessions. **Frank Gore** scored on a 1-yard run and Luck threw a two-yard touchdown pass to **T.Y. Hilton** to make it a three-point game at 23-20 with 7:06 remaining. Bortles then hit **Allen Hurns** with a short pass that Hurns turned into a 42-yard touchdown to make it 30-20, but the Colts responded with their own long touchdown as Luck hit **Phillip Dorsett** in stride on a 64-yard bomb to close within three at 30-27 with 3:03 left. After the Colts forced a punt the Jaguars defense stood up and stopped Indianapolis on 4th-and-1 at the 49-yard line. The Jaguars had to punt one more time, giving the ball back to the Colts at their own 18-yard line with 26 seconds remaining in the game. On 4th-and-11 Luck completed a short pass and the Colts desperately tried to advance the ball with laterals before being forced backwards to end the game. The Jaguars defense pressured Luck throughout, finishing with six sacks including 1.5 by **Paul Posluszny** and one each by **Ngakoue**, **Tyson Alualu**, **Sen'Derrick Marks** and **Chris Smith**.

Team	Q	Scoring Play	Drive / Time
JAX	1	A. Robinson 3 yd. pass from B. Bortles (J. Myers kick)	5-24, 2:10
IND	1	A. Vinatieri 53 yd. Field Goal	12-29, 6:33
IND	2	A. Vinatieri 49 yd. Field Goal	11-44, 6:10
JAX	2	B. Bortles 1 yd. run (J. Myers kick)	10-75, 4:44
JAX	2	J. Myers 22 yd. Field Goal	8-75, 1:06
JAX	3	J. Myers 46 yd. Field Goal	9-43, 3:10
JAX	3	J. Myers 49 yd. Field Goal	14-58, 6:48
IND	4	F. Gore 1 yd. run (A. Vinatieri kick)	9-75, 3:03
IND	4	T. Hilton 2 yd. pass from A. Luck (A. Vinatieri kick)	12-78, 5:31
JAX	4	A. Hurns 42 yd. pass from B. Bortles (J. Myers kick)	4-75, 2:03
IND	4	P. Dorsett 64 yd. pass from A. Luck (A. Vinatieri kick)	6-75, 2:00

Team Statistics

	Colts	Jaguars
First Downs (Run-Pass-Pen).....	23 (7-11-5)	23 (7-11-5)
Total Yards-Plays-Avg.	284-73-3.9	331-65-5.1
Rushing Yards-Attempts-Avg.....	94-25-3.8	136-29-4.7
Net Yards Passing (Sacked-Yds).....	190 (6-44)	195 (3-12)
Att-Comp-Int	42-27-1	33-19-0
Third Down Conversions (%).....	9-17 (53%)	3-11 (27%)
Fourth Down Conversions (%).....	0-2 (0%)	1-1 (100%)
Punts-Avg.	3-49.7	5-53.8
Fumbles-Lost	1-0	1-0
Penalties-Yards.....	7-78	11-145
Time of Possession	32:39	27:21

Individual Statistics

Colts Rushing: F. Gore 16-68, A. Luck 4-23, P. Dorsett 1-3, R. Turbin 1-2
Jaguars Rushing: T. Yeldon 14-71, B. Bortles 7-36, C. Ivory 8-29

Colts Passing: A. Luck 27-42-234 (2 TDs, 1 INTs)
Jaguars Passing: B. Bortles 19-33-207 (2 TDs)

Colts Receiving: T. Hilton 7-42, J. Ferguson 7-33, F. Gore 5-27, C. Rogers 2-39, D. Allen 2-20, R. Turbin 2-3, P. Dorsett 1-64, J. Doyle 1-6
Jaguars Receiving: A. Robinson 5-55, T. Yeldon 4-46, M. Lee 4-28, A. Hurns 2-47, M. Lewis 1-21, N. Sterling 1-10, R. Greene 1-8, A. Been 1-1

Sacks: Chargers 3.0 (E. Walden 1.0, A. Ayers 1.0, H. Ridgeway 0.5, Z. Kerr 0.5)
Sacks: Jaguars 6.0 (Posluszny 1.5, Ngakoue 1.0, Marks 1.0, C. Smith 1.0, Alualu 1.0, Johnson 0.5)

Interceptions: Chargers None
Interceptions: Jaguars 1 (Y. Ngakoue)

Paid Attendance: 83,764 **Time:** 3:15 **Temperature:** 59 degrees

GAME SUMMARIES



WEEK 6 AT CHICAGO

Oct. 16, 2016 at Soldier Field

	1	2	3	4	OT	Final
JACKSONVILLE JAGUARS (2-3)	0	0	0	17	-	17
CHICAGO BEARS (1-5)	0	10	3	3	-	16

Trailing 13-0 after three quarters, the Jaguars scored 17 fourth-quarter points to post the team's largest come-from-behind win in two years, tying its sixth-best comeback in history, with a 17-16 victory in Chicago. Jacksonville appeared ready to strike first on its initial possession, marching 89 yards in 11 plays to the Chicago one-yard line before **Blake Bortles'** third-down pass to **Allen Robinson** was intercepted in the end zone by **Tracy Porter** and returned to the 24. As it turned out, **Connor Barth's** 36- and 24-yard field goals and a 16-yard touchdown pass from **Brian Hoyer** to **Cameron Meredith** were the only points scored, all by Chicago, in the first three quarters. After being forced to punt five times, Jacksonville began its comeback on the second play of the fourth quarter with a **Chris Ivory** 1-yard plunge. The next possession ended after two plays when **Blake Bortles** fumbled, setting up the Bears at the Jacksonville 28-yard line. The defense held Chicago to a 32-yard field goal and the Jaguars offense responded on its ensuing possession with a **Jason Myers** 30-yard field goal capping an 11-play, 63-yard drive to cut the Chicago lead to 16-10 with 4:59 remaining. After forcing another Bears punt, the Jaguars got their game-winning drive. On the first two plays Bortles completed passes of 13 yards to **Julius Thomas** and 14 yards to **Marqise Lee** to get to the 49-yard line. Following an incompletion, Bortles then hit **Arrelious Benn** with a short pass, and Benn's sliding catch-and-run covered the final 51 yards. Myers' PAT gave the Jaguars their first lead of the day, 17-16, with 2:49 left in the game. On its final possession, Chicago was stopped on downs at midfield before the Jaguars ran out the final 57 seconds to seal their second consecutive win. The Jaguars had the game's only two turnovers, but in each case the defense limited Chicago to a field goal. Chicago also had four red zone possessions but managed to score just one touchdown and three field goals.

Team	Q	Scoring Play	Drive / Time
CHI	2	C. Barth 36 yd. Field Goal	11-58, 5:30
CHI	2	J. Howard 1 yd. run (C. Barth kick)	16-86, 7:31
CHI	3	C. Barth 23 yd. Field Goal	11-74, 5:43
JAX	4	C. Ivory 1 yd. run (J. Myers kick)	5-75, 2:03
CHI	4	C. Barth 32 yd. Field Goal	6-14, 3:06
JAX	4	J. Myers 30 yd. Field Goal	11-63, 3:29
JAX	4	A. Benn 51 yd. pass from B. Bortles (J. Myers kick)	4-78, 0:29

Team Statistics

	Jaguars	Bears
First Downs (Run-Pass-Pen).....	30 (3-12-5).....	22 (5-16-1)
Total Yards-Plays-Avg.	317-55-5.4	389-77-5.1
Rushing Yards-Attempts-Avg.	54-20-2.7	92-27-3.4
Net Yards Passing (Sacked-Yds)	263 (2-8)	297 (1-5)
Att-Comp-Int	40-29-2	38-24-3
Third Down Conversions (%).....	2-10 (20%).....	7-17 (41%)
Fourth Down Conversions (%).....	0-0 (0%).....	0-1 (0%)
Punts-Avg.	5-55.0.....	6-43.5
Fumbles-Lost	2-1	1-0
Penalties-Yards.....	5-50	10-87
Time of Possession	24:13	35:47

Individual Statistics

Bears Rushing: K. Carey 9-50, J. Howard 15-34, J. Bellamy 1-7, P. Lasike 1-1
Jaguars Rushing: C. Ivory 11-32, T. Yeldon 6-21, B. Bortles 3-1

Bears Passing: B. Hoyer 30-49-302
Jaguars Passing: B. Bortles 20-33-271 (1 TD, 1 INT)

Bears Receiving: C. Meredith 11-113, A. Jeffrey 7-93, Z. Miller 6-36, E. Royal 4-54, J. Howard 2-6
Jaguars Receiving: M. Lee 6-61, A. Hurns 5-74, A. Robinson 3-49, J. Thomas 2-28, C. Ivory 2-3, A. Benn 1-51, T. Yeldon 1-5

Sacks: Bears 2.0 (W. Young 2.0)
Sacks: Jaguars 1.0 (Y. Ngakoue 1.0)

Interceptions: Bears 1 (T. Porter)
Interceptions: Jaguars None

Paid Attendance: 61,054 **Time:** 3:02 **Temperature:** 69 degrees



WEEK 7 VS. OAKLAND

Oct. 23, 2016 at EverBank Field

	1	2	3	4	OT	Final
OAKLAND RAIDERS (5-2)	3	17	3	10	-	33
JACKSONVILLE JAGUARS (2-4)	0	6	3	7	-	16

In a game that saw seven field goals and four touchdowns, the Jaguars struggled in red zone opportunities while the Raiders took advantage of three turnovers and 13 penalties, resulting in a 33-16 Raiders win in Jacksonville. After both teams went three-and-out to start the game, Oakland scored first on a 26-yard **Sebastian Janikowski** field goal. The Jaguars then marched to the Oakland 18 but **Blake Bortles'** pass to **Marqise Lee** was intercepted in the endzone by **David Amerson**. The Raiders were forced to punt, but Greene muffed the punt and Oakland recovered at the Jacksonville 17. The defense did its job, limiting Oakland to a 32-yard field goal for a 6-0 lead at the beginning of the second quarter, at which point the Jaguars had two possessions and two turnovers. The next four possessions of the game resulted in scores, with the Jaguars getting 23- and 37-yard field goals while Oakland added two touchdowns to build their lead to 20-6 as the first half ended. **Jason Myers** kicked a 44-yard field goal to open the second half and get the Jaguars within 11 points at 20-9, but Jacksonville punted on its next four drives, including three straight three-and-outs. Back-to-back field goals by Janikowski from 44 and 52 yards extended the Oakland lead to 26-9 early in the fourth quarter. The Jaguars' best drive of the day began with 7:15 left, when they marched 83 yards in 11 plays with Bortles hitting **Julius Thomas** with a nine-yard touchdown pass, making it a 10-point game at 26-16 with 4:12 left. After a failed onside kick by the Jaguars, Oakland drove 48 yards in eight plays with **Latavius Murray** scoring on a nine-yard run with 2:35 remaining. Oakland's **Reggie Nelson** then intercepted Bortles on the final Jaguars possession to seal the win. In the fourth quarter three players were ejected for unsportsmanlike conduct. The Jaguars dropped to 2-4 on the season a week after winning back-to-back games.

Team	Q	Scoring Play	Drive / Time
OAK	1	S. Janikowski 26 yd. Field Goal	9-63, 3:15
OAK	2	S. Janikowski 32 yd. Field Goal	4-3, 0:15
JAX	2	J. Myers 23 yd. Field Goal	5-70, 2:14
OAK	2	L. Murray 2 yd. run (S. Janikowski kick)	11-75, 7:06
JAX	2	J. Myers 37 yd. Field Goal	9-56, 3:43
OAK	2	M. Crabtree 2 yd. pass from D. Carr (S. Janikowski kick)	8-75, 1:38
JAX	3	J. Myers 44 yd. Field Goal	7-39, 2:49
OAK	3	S. Janikowski 44 yd. Field Goal	5-12, 2:17
OAK	4	S. Janikowski 52 yd. Field Goal	7-38, 3:44
JAX	4	J. Thomas 9 yd. pass from B. Bortles (J. Myers kick)	11-83, 3:03
OAK	4	L. Murray 9 yd. run (S. Janikowski kick)	8-48, 1:37

Team Statistics

	Raiders	Jaguars
First Downs (Run-Pass-Pen).....	21 (8-10-3).....	19 (4-11-4)
Total Yards-Plays-Avg.	344-71-4.8	344-60-5.7
Rushing Yards-Attempts-Avg.	144-34-4.2	105-16-6.6
Net Yards Passing (Sacked-Yds)	200 (0-0)	239 (1-7)
Att-Comp-Int	37-23-0	43-23-2
Third Down Conversions (%).....	8-18 (44%).....	4-13 (31%)
Fourth Down Conversions (%).....	1-1 (100%).....	0-0 (0%)
Punts-Avg.	5-54.6.....	5-47.8
Fumbles-Lost	1-0	2-1
Penalties-Yards.....	11-117	13-112
Time of Possession	33:27	26:33

Individual Statistics

Jaguars Rushing: C. Ivory 5-48, B. Bortles 5-33, T. Yeldon 6-24
Raiders Rushing: L. Murray 18-59, M. King 1-27, J. Holton 2-25, D. Washington 5-16, J. Olawale 3-12, D. Carr 4-4, J. Richard 1-1

Jaguars Passing: B. Bortles 23-43-246 (1 TD, 2 INTs)
Raiders Passing: D. Carr 23-37-200 (1 TD)

Jaguars Receiving: M. Lee 7-107, A. Hurns 4-45, J. Thomas 3-20, A. Robinson 2-9, R. Greene 2-8, C. Ivory 2-3, A. Benn 1-39, M. Lewis 1-11, T. Yeldon 1-4
Raiders Receiving: M. Crabtree 8-96, S. Roberts 4-42, A. Cooper 4-29, L. Murray 2-4, M. Rivera 1-13, D. Washington 1-6, C. Walford 1-5, A. Holmes 1-5, J. Richard 1-0

Sacks: Jaguars 0
Sacks: Raiders 1.0 (K. Mack 1.0)

Interceptions: Jaguars 0
Interceptions: Raiders 2 (D. Amerson 1, R. Nelson 1)

Paid Attendance: 62,614 **Time:** 3:02 **Temperature:** 70 degrees

BIOGRAPHIES • PLAYERS • 2016 IN REVIEW • HISTORY • RECORDS • FRANCHISE FACTS

GAME SUMMARIES

WEEK 8 AT TENNESSEE

Oct. 27, 2016 at Nissan Stadium

	1	2	3	4	OT	Final
JACKSONVILLE JAGUARS (2-5)	0	0	8	14	-	22
TENNESSEE TITANS (4-4)	3	24	6	3	-	36

Making their lone national appearance on a Thursday night, the Jaguars struggled from the start with all five first-half possessions ending in punts while the Titans scored on five consecutive drives to build a commanding 27-0 halftime lead on the way to a 36-22 win in Nashville. The statistical disparity at halftime was shocking, with Tennessee holding large advantages in first downs (20 to 3), total yards (354 to 60), offensive plays (41 to 22), third down conversions (6/8 to 1/6), rushing yards (135 to 5) net passing yards (219 to 55), and time of possession (19:33 to 10:27). Including their first possession of the second half, Tennessee put together six consecutive scoring drives of 54, 66, 69, 62, 90 and 75 yards resulting in four touchdowns and two field goals. The Jaguars scored three second-half touchdowns, with **Julius Thomas**, **Allen Hurns** and **Bryan Walters** catching **Blake Bortles** scoring passes. Bortles completed 33 of a team record-tying 54 pass attempts for 337 yards and three TDs, mostly in the second half, and he was also the Jaguars' leading rusher with 22 yards. **Marcus Mariota** completed 81.8 percent of his 22 passes with scoring throws to **Kendall Wright** and **Rishard Matthews**. **DeMarco Murray** rushed for 123 yards and a touchdown and **Derrick Henry** added 60 yards and a score as Tennessee turned in 214 rushing yards on 43 rushing attempts with 494 yards in total offense. The Jaguars fell to 2-5 for the second year in a row, with a 1-1 record in division games.

Team	Q	Scoring Play	Drive / Time
TEN	1	R. Succop 32 yd. Field Goal	10-54, 5:34
TEN	2	K. Wright 36 yd. pass from M. Mariota (R. Succop kick)	4-66, 1:59
TEN	2	D. Henry 6 yd. run (R. Succop kick)	8-69, 3:25
TEN	2	D. Murray 14 yd. run (R. Succop kick)	4-62, 1:43
TEN	2	R. Succop 22 yd. Field Goal	12-90, 3:13
JAX	3	J. Thomas 10 yd. pass from B. Bortles (Bortles run)	11-75, 3:55
TEN	3	R. Matthews 4 yd. pass from M. Mariota (Kick failed, wl)	7-75, 4:12
TEN	4	R. Succop 33 yd. Field Goal	9-20, 5:10
JAX	4	A. Hurns 5 yd. pass from B. Bortles (J. Myers kick)	7-58, 2:08
JAX	4	B. Walters 7 yd. pass from B. Bortles (J. Myers kick)	12-91, 2:32

Team Statistics

	Jaguars	Titans
First Downs (Run-Pass-Pen).....	27 (3-22-2).....	25 (11-12-2)
Total Yards-Plays-Avg.....	370-67-5.5.....	494-66-7.5
Rushing Yards-Attempts-Avg.....	48-11-4.4.....	214-43-5.0
Net Yards Passing (Sacked-Yds).....	322 (2-15).....	280 (0-0)
Att-Comp-Int.....	54-33-0.....	23-19-0
Third Down Conversions (%).....	6-13 (46%).....	9-15 (60%)
Fourth Down Conversions (%).....	0-1 (0%).....	0-0 (0%)
Punts-Avg.....	6-45.8.....	4-38.8
Fumbles-Lost.....	2-1.....	1-0
Penalties-Yards.....	7-75.....	7-54
Time of Possession.....	25:35.....	34:25

Individual Statistics

Titans Rushing: D. Murray 21-123, D. Henry 16-60, M. Mariota 3-11, K. Wright 1-15, D. Walker 1-3, M. Cassel 1-2
Jaguars Rushing: B. Bortles 4-22, T. Yeldon 3-20, C. Ivory 4-6

Titans Passing: M. Mariota 18-22-270 (2 TDs)
Jaguars Passing: B. Bortles 33-54-337 (3 TDs)

Titans Receiving: K. Wright 4-84, D. Walker 4-75, R. Matthews 4-38, D. Henry 4-37, P. Supernaw 1-30, T. Sharpe 1-11, D. Murray 1-5
Jaguars Receiving: A. Hurns 7-98, A. Robinson 6-70, B. Koyack 5-41, T. Yeldon 4-36, M. Lewis 4-23, J. Thomas 3-28, B. Walters 2-14, M. Lee 1-21, C. Ivory 1-6

Sacks: Titans 2.0 (A. Williamson 1.0, D. Morgan 1.0)
Sacks: Jaguars None

Interceptions: Titans None
Interceptions: Jaguars None

Paid Attendance: 61,619 **Time:** 3:08 **Temperature:** 71 degrees

WEEK 9 AT KANSAS CITY

Nov. 6, 2016 at Arrowhead Stadium

	1	2	3	4	OT	Final
JACKSONVILLE JAGUARS (2-6)	0	7	0	7	-	14
KANSAS CITY CHIEFS (6-2)	7	3	6	3	-	19

The Jaguars' 449 yards of total offense and 205 rushing yards—both season-highs—were not enough to overcome four costly turnovers that set up 13 points as the Jaguars lost, 19-14 in Kansas City. The Jacksonville defense did its part, limiting the Chiefs to 231 total yards and 62 rushing yards, both the lowest of the season by an opponent. The first sign of trouble came after both teams punted twice, when **Bryan Walters** fumbled a punt return at the Jacksonville 23. **Nick Foles**, replacing the injured **Alex Smith**, threw a 23-yard touchdown pass to **Albert Wilson** for the game's first score. **Chris Ivory**, who finished with 107 rushing yards, sparked the Jacksonville offense on the next play with a 42-yard run to midfield, but the Jaguars bogged down at the Chiefs' 30 on a failed fourth-and-one. The Jaguars' next possession ended after two plays when **Blake Bortles**' pass was intercepted by **Ramik Wilson** at the Jacksonville 32. The Chiefs capitalized again, with a 26-yard **Cairo Santos** field goal for a 10-0 lead. The Jaguars' best drive of the day came late in the first half when they marched from their own 12 to the Kansas City 1 with a combination of Bortles runs and passes, and Bortles capped the drive with a one-yard pass to **Allen Robinson** in the back of the end zone to make it 10-7 at the half. In the third period the Jaguars' first possession ended in yet another turnover when **T.J. Yeldon**, on third-and-17, ran 16 yards but fumbled at the end of the run to give Kansas City possession at the Jacksonville 38. Santos then kicked a 51-yard field goal, followed on the next Chiefs possession by a 24-yarder to give the Chiefs a 16-7 lead. **Jason Myers** missed a 54-yard try at the end of the third quarter, and the Chiefs took advantage with Santos hitting his fourth field goal of the day, this time from 36 yards for a 19-7 advantage. The Jaguars then used a 51-yard **Marqise Lee** reception to get to the Kansas City 3, but on 2nd-and-goal Ivory fumbled going into the end zone and the Chiefs recovered for a touchback. After the defense forced a three-and-out, the Jaguars drove again, going 61 yards in nine plays with Yeldon scoring on a 13-yard Bortles pass to close within five at 19-14 with 4:10 remaining. After another Chiefs 3-and-out the Jaguars got the ball at their own 35 with 3:01 left. A 26-yard Bortles run helped them get to the Kansas City 32, but an incomplete pass on fourth-and-3 ended the Jacksonville comeback bid to drop them to 2-6 at the season's halfway point.

Team	Q	Scoring Play	Drive / Time
K.C.	1	A. Wilson 23 yd. pass from N. Foles (C. Santos kick)	2-23, 0:14
K.C.	2	C. Santos 26 yd. Field Goal	4-5, 2:06
JZX	2	A. Robinson 1 yd. pass from B. Bortles (J. Myers kick)	11-88, 3:19
K.C.	3	C. Santos 51 yd. Field Goal	4-5, 1:32
K.C.	3	C. Santos 24 yd. Field Goal	6-25, 2:29
K.C.	4	C. Santos 36 yd. Field Goal	9-38, 5:09
JAX	4	T. Yeldon 13 yd. pass from B. Bortles (J. MYERS kick)	9-61, 2:24

Team Statistics

	Jaguars	Chiefs
First Downs (Run-Pass-Pen).....	25 (6-17-2).....	10 (4-6-0)
Total Yards-Plays-Avg.....	449-75-6.0.....	231-57-4.1
Rushing Yards-Attempts-Avg.....	205-32-6.4.....	62-22-2.8
Net Yards Passing (Sacked-Yds).....	244 (2-8).....	169 (2-18)
Att-Comp-Int.....	41-22-1.....	33-20-0
Third Down Conversions (%).....	5-13 (38%).....	1-14 (7%)
Fourth Down Conversions (%).....	0-2 (0%).....	1-1 (100%)
Punts-Avg.....	4-41.8.....	7.50.4
Fumbles-Lost.....	3-3.....	0-0
Penalties-Yards.....	5-46.....	8-75
Time of Possession.....	29:39.....	30:21

Individual Statistics

Chiefs Rushing: C. West 13-39, T. Hill 2-21, K. Davis 3-10
Jaguars Rushing: C. Ivory 18-107, B. Bortles 6-54, T. Yeldon 7-33, M. Lee 1-11

Chiefs Passing: N. Foles 20-33-187 (TD)
Jaguars Passing: B. Bortles 22-41-252 (2 TDs, INT)

Chiefs Receiving: T. Kelce 5-58, A. Wilson 3-42, C. West 3-35, C. Conley 3-28, T. Hill 3-11, K. Davis 1-7, A. Sherman 1-6, J. O'Shaughnessy 1-0
Jaguars Receiving: A. Robinson 7-76, T. Yeldon 5-32, M. Lee 4-84, M. Lewis 2-23, J. Thomas 2-21, A. Benn 1-16, C. Ivory 1-0

Sacks: Chiefs 2.0 (D. Ford 2.0)
Sacks: Jaguars 2.0 (S. Marks 1.0, M. Jackson 0.5, D. Fowler)

Interceptions: Chiefs 1, Ramik Wilson
Interceptions: Jaguars None

Paid Attendance: 73,294 **Time:** 3:20 **Temperature:** 62 degrees

GAME SUMMARIES



WEEK 10 vs. HOUSTON

Nov. 13, 2016 at EverBank Field

	1	2	3	4	OT	Final
HOUSTON TEXANS (6-3)	14	0	7	3	-	24
JACKSONVILLE JAGUARS (2-7)	7	3	0	11	-	21

A 42-yard interception-return touchdown on the game's sixth play and a 57-yard punt return to the Jaguars' seven-yard line in the third quarter were the decisive plays in Houston's 24-21 win at EverBank Field. The Jaguars battled back from a 21-10 deficit by scoring 11 points in the fourth quarter to make it a three-point game, but Houston converted a third-and-5 at its own 13-yard line with two minutes left to close out the win. Looking like it would be a high-scoring game with three first-quarter touchdowns, Houston scored first when **Kareem Jackson** picked off **Blake Bortles'** fourth pass of the game and returned it 42 yards for a quick 7-0 lead. The Jaguars bounced right back, however, as Bortles directed a 13-play, 75-yard drive ending with his five-yard touchdown pass to **Julius Thomas**. Houston responded with its own 10-play, 75-yard drive with **Brock Osweiler** throwing a 1-yard touchdown pass to **Ryan Griffin**, making it 14-7 in the first quarter. The Jaguars made their second turnover on the ensuing possession when Bortles' backward screen pass bounced off **T.J. Yeldon's** foot and into the arms of **Whitney Mercilus**. Houston missed a field goal on the ensuing series before **Jason Myers** made a 54-yard field goal, and the 14-10 score stood at halftime. With 4:29 left in the third quarter, **Tyler Ervin** turned in a 57-yard punt return to the Jacksonville seven, and on the next play Osweiler made it 21-10 on his pass to **Stephen Anderson**. A 44-yard field goal by Myers on the first play of the fourth quarter made it 21-13, but Houston answered with an 11-play drive including converting a 3rd-and-16, and **Nick Novak's** 51-yard field goal made it an 11-point game once again at 24-13 with 8:32 remaining. With 3:42 left the Jaguars began a drive at their own eight-yard line, and Bortles passed on all eight plays including his 14-yarder to **Allen Robinson** in the end zone. His 2-point conversion pass to Robinson got the Jaguars within three points at 24-21 with 2:17 remaining. The Texans never gave the ball back, converting a third-and-5 and forcing the Jaguars to spend their timeouts. The Texans finished with 181 rushing yards, while holding the Jaguars to 80. Robinson led all receivers with nine catches for 107 yards and a TD.

Team	Q	Scoring Play	Drive / Time
HOU	1	K. Jackson 42 yd. interception return (N. Novak kick)	
JAX	1	J. Thomas 5 yd. pass from B. Bortles (J. Myers kick)	13-75, 6:43
HOU	1	R. Griffin 1 yd. pass from B. Osweiler (N. Novak kick)	10-75, 4:55
JAX	2	J. Myers 54 yd. Field Goal	8-25, 3:43
HOU	3	S. Anderson 7 yd. pass from B. Osweiler (N. Novak kick)	1-7, 0:05
JAX	4	J. Myers 44 yd. Field Goal	8-53, 4:11
HOU	4	N. Novak 51 yd. Field Goal	11-42, 6:24
JAX	4	A. Robinson 14 yd. pass from B. Bortles (Bortles-Robinson pass)	8-92, 1:25

Team Statistics

	Texans	Jaguars
First Downs (Run-Pass-Pen)	16 (9-6-1)	23 (3-18-2)
Total Yards-Plays-Avg.	273-61-4.5	327-73-4.5
Rushing Yards-Attempts-Avg.	181-33-5.5	80-22-3.6
Net Yards Passing (Sacked-Yds)	92 (1-7)	247 (2-18)
Att-Comp-Int	27-14-0	49-32-1
Third Down Conversions (%)	7-15 (47%)	10-17 (59%)
Fourth Down Conversions (%)	0-1 (0%)	0-1 (0%)
Punts-Avg.	3-46.0	3-38.3
Fumbles-Lost	0-0	2-1
Penalties-Yards	4-89	4-48
Time of Possession	27:50	32:10

Individual Statistics

Texans Rushing: L. Miller 15-83, A. Hunt 8-52, A. Blue 7-23, B. Osweiler 3-23
Jaguars Rushing: T. Yeldon 9-32, C. Ivory 9-31, B. Bortles 3-11, M. Lee 1-6

Texans Passing: B. Osweiler 14-27-99 (2 TDs)
Jaguars Passing: B. Bortles 32-49-265 (2 TDs, 1 INT)

Texans Receiving: D. Hopkins 5-48, C. Fiedorowicz 3-26, R. Griffin 3-7, B. Miller 1-10, S. Anderson 1-7, A. Hunt 1-1
Jaguars Receiving: A. Robinson 9-107, J. Thomas 6-24, M. Lee 4-50, B. Koyack 3-35, T. Yeldon 3-27, A. Hurns 2-13, C. Ivory 2-10

Sacks: Texans 2.0 (J. Simon 1.0, D. Reader 1.0)
Sacks: Jaguars 1.0 (Aaron Colvin)

Interceptions: Texans 1 (K Jackson)
Interceptions: Jaguars None

Paid Attendance: 62,091 **Time:** 3:00 **Temperature:** 69 degrees



WEEK 11 At DETROIT

Nov. 20, 2016 at Ford Field

	1	2	3	4	OT	Final
JACKSONVILLE JAGUARS (2-8)	3	6	10	0	-	19
DETROIT LIONS (6-4)	0	9	7	10	-	26

In a close game that saw five turnovers, five lead changes and two return-touchdowns, the Jaguars led 19-16 at the end of the third quarter before Detroit's 10-point fourth quarter gave the home team a 26-19 win. A turnover set up the first score when **Andre Roberts** muffed a first-quarter punt and Jacksonville took over at the Detroit 11. From there **Jason Myers'** 27-yard field goal opened the scoring, but the Jaguars lost possession on their next drive when **Chris Ivory** fumbled. Detroit was forced to punt, just as the Jaguars did on the ensuing possession, but Roberts' 55-yard punt return for a touchdown got the Lions on the scoreboard midway through the 2nd quarter. On a day on which 12 PATS were missed around the league, **Matt Prater** had his first PAT attempt partially blocked so the score held at 6-3. Jacksonville took a 9-6 lead—with Myers missing his PAT—when **Blake Bortles** hit **Allen Robinson** with a three-yard scoring pass with 2:45 left in the second quarter. The Lions responded with a 10-play, 67-yard drive to set up Prater's 27-yard field goal, knotting the score at 9-9 at the half. The second half began ominously for Jacksonville as Bortles' third-down pass was picked off by **Rafael Bush** and returned 39 yards for a pick-six and a 16-9 lead just 58 seconds into the half. The Jaguars came right back, moving 41 yards in seven plays to set up Myers' 52-yard field goal, making it a four-point game at 16-12. After forcing a punt, the Jaguars took the lead back on Bortles' 3-yard touchdown pass to **Marqise Lee**, capping a nine-play, 87-yard drive. Three plays later the Lions lost a **Golden Tate** fumble, but Jacksonville was unable to capitalize. That allowed Detroit to regain the lead at 23-19 when they marched 79 yards, aided by a 61-yard **Matt Stafford** catch-and-run completion to **Eric Ebron** to the Jacksonville 8, setting up Ebron's one-yard scoring run. The Jaguars went three-and-out before the Lions took possession at their own 15 with 8:19 remaining. Detroit methodically marched 60 yards in 15 plays—aided by a fourth-and-2 encroachment penalty while forcing the Jaguars to spend their remaining timeouts—before Prater's 43-yard field goal made it a seven-point game with 22 seconds left. In battling back Bortles threw another interception to end the game.

Team	Q	Scoring Play	Drive / Time
JAX	1	J. Myers 27 yd. Field Goal	4-2, 0:54
DET	2	A. Roberts 55 yd. punt return (kick blocked)	
JAX	2	A. Robinson 3 yd. pass from B. Bortles (kick failed, wr)	7-54, 3:19
DET	2	M. Prater 27 yd. Field Goal	10-67, 2:26
DET	3	R. Bush 39 yd. interception retron (M. Prater kick)	
JAX	3	J. Myers 52 yd. Field Goal	7-41, 4:42
JAX	3	M. Lee 3 yd. pass from B. Bortles (J. Myers kick)	9-87, 4:56
DET	4	E. Ebron 1 yd. run (M. Prater kick)	7-79, 3:21
DET	4	M. Prater 43 yd. Field Goal	15-60, 7:57

Team Statistics

	Jaguars	Lions
First Downs (Run-Pass-Pen)	16 (1-13-2)	14 (1-12-1)
Total Yards-Plays-Avg.	285-62-4.6	277-57-4.9
Rushing Yards-Attempts-Avg.	83-27-3.1	14-21-0.7
Net Yards Passing (Sacked-Yds)	202 (0-0)	278 (3-15)
Att-Comp-Int	35-22-2	33-24-0
Third Down Conversions (%)	4-14 (29%)	5-14 (36%)
Fourth Down Conversions (%)	0-0 (0%)	0-0 (0%)
Punts-Avg.	6-40.8	6-48.5
Fumbles-Lost	2-1	3-2
Penalties-Yards	4-25	5-32
Time of Possession	32:55	27:05

Individual Statistics

Lions Rushing: T. Riddick 4-13, D. Washington 13-6, E. Ebron 1-1, G. Tate 1-(-6)
Jaguars Rushing: C. Ivory 17-39, D. Robinson 3-21, T. Yeldon 4-16, M. Lee 1-6, B. Bortles 1-3, C. Henne 1-(-2)

Lions Passing: M. Stafford 24-33-278
Jaguars Passing: B. Bortles 22-35-202 (2 TDs, 2 INTs)

Lions Receiving: T. Riddick 8-70, A. Boldin 6-37, E. Ebron 3-70, G. Tate, 3-27, D. Washington 2-15, A. Roberts 1-44, M. Jones 1-15
Jaguars Receiving: C. Ivory 6-75, M. Lee 4-52, A. Robinson 3-18, J. Thomas 3-12, T. Yeldon 2-16, M. Lewis 2-16, A. Hurns 1-9, D. Robinson 1-4

Sacks: Lions None
Sacks: Jaguars 3.0 (M. Jackson 1.0, Y. Ngakoue 1.0, T. Alualu 1.0)

Interceptions: Lions 2, Rafael Bush, Tavon Wilson
Interceptions: Jaguars None

Paid Attendance: 61,486 **Time:** 3:11 **Temperature:** 68 degrees

GAME SUMMARIES

WEEK 12 AT BUFFALO

Nov. 27, 2016 at New Era Field

	1	2	3	4	OT	Final
JACKSONVILLE JAGUARS (2-9)	7	0	7	7	-	21
BUFFALO BILLS (6-5)	0	6	14	8	-	28

The Jaguars drove to a touchdown on their opening possession for the first time since Week 2 of the previous season, and held the lead three times in a back-and-forth game, but ultimately suffered their sixth straight loss, 28-21 in Buffalo. Playing their fourth road game in five weeks, the Jaguars opened with an 11-play, 75-yard drive on which **Blake Bortles** had 34 rushing yards, and **Chris Ivory** capped the opening series with a two-yard touchdown run. The next eight possessions by both teams resulted in punts, but the Jaguars' punt with 1:38 left in the first half was returned 43 yards by **Brandon Tate** to the Jacksonville 22, and Buffalo got on the scoreboard five plays later with a seven-yard **LeSean McCoy** run. A missed extra point left Jacksonville with a 7-6 lead at the half. The second half featured five touchdowns, the first of which was a 75-yard McCoy run on the first play of the third quarter, giving the Bills a 13-7 lead. But the Jaguars responded on the ensuing possession with another 11-play scoring drive, this one covering 65 yards with **Marqise Lee** catching a 20-yard Bortles pass to the goal line, regaining the lead at 14-13. After an exchange of punts, the Bills battled back with **Sammy Watkins** taking a 62-yard **Tyrod Taylor** bomb to the Jacksonville 13 to set up Taylor's seven-yard touchdown run for a 20-14 Buffalo lead late in the third period. Once again, the Jaguars had an answer as they took a 21-20 lead on Bortles' 12-yard pass to **Allen Hurns** on the first play of the fourth quarter. But as both teams had done repeatedly, the Bills matched that with another touchdown drive, this time going 76 yards—aided by a 25-yard McCoy reception and an 18-yard pass interference penalty—with **Justin Hunter** catching Taylor's 18-yard pass in the front of the end zone to make it 26-21. A successful two-point try on a McCoy run gave Buffalo a 28-21 lead with 10:46 remaining in the game. The Jaguars' last possession reached the Buffalo 40-yard line, and after a delay of game penalty on fourth down, Bortles' four-yard completion to Lee on fourth-and-9 ended the Jacksonville comeback chance as Buffalo ran the final 3:25 off the clock. The Jaguars finished with 301 total yards to the Bills' 304, while Bortles led the Jaguars with a career-high 81 rushing yards and a season-low 126 passing yards.

Team	Q	Scoring Play	Drive / Time
JAX	1	C. Ivory 2 yd. run (J. Myers kick)	11-75, 6:45
BUF	2	L. McCoy 7 yd. run (kick failed, wl)	5-22, 1:04
BUF	3	L. McCoy 75 yd. run (D. Carpenter kick)	1-75, 0:13
JAX	3	M. Lee 20 yd. pass from B. Bortles (J. Myers kick)	11-65, 5:21
BUF	3	T. Taylor 7 yd. run (D. Carpenter kick)	4-75, 1:34
JAX	4	A. Hurns 12 yd. pass from B. Bortles (J. Myers kick)	7-65, 3:08
BUF	4	J. Hunter 16 yd. pass from T. Taylor (L. McCoy run)	8-76, 4:06

Team Statistics

	Jaguars	Bills
First Downs (Run-Pass-Pen)	20 (11-8-1)	15 (6-7-2)
Total Yards-Plays-Avg.	301-65-4.6	304-52-5.8
Rushing Yards-Attempts-Avg.	183-37-4.9	153-29-5.3
Net Yards Passing (Sacked-Yds)	118 (2-8)	151 (5-15)
Att-Comp-Int	26-13-0	18-12-0
Third Down Conversions (%)	8-15 (53%)	5-12 (42%)
Fourth Down Conversions (%)	0-1 (0%)	1-1 (100%)
Punts-Avg.	6-45.5	6-44.0
Fumbles-Lost	2-0	0-0
Penalties-Yards	6-60	6-31
Time of Possession	33:35	26:25

Individual Statistics

Bills Rushing: L. McCoy 19-103, T. Taylor 7-38, J. Williams 3-12
Jaguars Rushing: B. Bortles 8-81, C. Ivory 9-44, D. Robinson 13-39, T. Yeldon 6-17, M. Lee 1-2

Bills Passing: T. Taylor 12-18-166 (1 TD)
Jaguars Passing: B. Bortles 13-26-126 (2 TDs)

Bills Receiving: S. Watkins 3-80, L. McCoy 2-31, C. Clay 2-17, M. Goodwin 2013, J. Hunter 1016, B. Tate 1-8, W. Powell 1-1
Jaguars Receiving: M. Lee 4-37, A. Robinson 2-24, B. Koyack 2-23, N. Sterling 2-16, A. Hurns 1-12, C. Ivory 1-13, T. Yeldon 1-3

Sacks: Bills 2.0 (M. Dareus 2.0)
Sacks: Jaguars 5.0 (Jackson 2.0, Ngakoue 1.0, Cyprien 1.0 Alualu 0.5, Jack 0.5)

Interceptions: Bills None
Interceptions: Jaguars None

Paid Attendance: 67,849 **Time:** 3:07 **Temperature:** 42 degrees

WEEK 13 vs. DENVER

Dec. 4, 2016 at EverBank Field

	1	2	3	4	OT	Final
DENVER BRONCOS (8-4)	0	10	7	3	-	20
JACKSONVILLE JAGUARS (2-10)	0	3	0	7	-	10

Playing at home for just the second time in six weeks, the Jaguars scored first and got a solid performance from their defense, but three turnovers led to 10 points in the Broncos' 10-point, 20-10 win. The teams combined for 19 punts on 29 possessions, with Denver punting 11 times and the Jaguars 8, and the Jacksonville defense limited Denver to 10 first downs, 1 of 13 third-down conversions and a season-low 206 yards. After a combined eight punts to begin the game, the Jaguars opened the scoring in the second quarter on Jason Myers' 47-yard field goal. Denver responded with a 75-yard drive culminating in a 6-yard touchdown run by **Devontae Booker** for a 7-3 lead. The Jaguars' next possession ended in their first of three turnovers when **Blake Bortles** was intercepted by **Chris Harris Jr.** Denver was unable to capitalize, but after forcing a Jaguars punt the Broncos got a 19-yard punt return to the Denver 42 before a late hit out of bounds on the play moved them to the Jacksonville 43. Four plays later **Brandon McManus'** 32-yard field goal on the last play of the half gave the Broncos a 10-3 lead. Denver's defense scored the next points when **Bradley Roby** picked off Bortles and returned the ball 51 yards for a touchdown, marking the third pick-six against the Jaguars in four weeks. The Jaguars' only touchdown of the day came early in the fourth quarter when Bortles ran 22 yards to pay dirt to cap a 12-play, 70-yard drive, closing within a touchdown at 17-10. More punts ensued, and the game turned on the Jaguars' final possession. Starting at their own 34 with 1:41 remaining the Jaguars saw their hope of a comeback end when Bortles was strip-sacked by **Shane Ray**. Denver took over and tacked on a 41-yard field goal for a 20-10 lead with 29 seconds remaining in the game. The Jaguars' seventh straight loss dropped them to 2-10.

Team	Q	Scoring Play	Drive / Time
JAX	2	J. Myers 47 yd. Field Goal	7-30, 3:08
DEN	2	D. Booker 6 yd. run (B. McManus kick)	8-75, 4:07
DEN	2	B. McManus 32 yd. Field Goal	4-29, 0:46
DEN	3	B. Roby 51 yd. interception return (B. McManus kick)	
JAX	4	B. Bortles 22 yd. run (J. Myers kick)	12-70, 5:45
DEN	4	B. McManus 41 yd. Field Goal	4-6, 0:58

Team Statistics

	Broncos	Jaguars
First Downs (Run-Pass-Pen)	10 (4-5-1)	19 (7-10-2)
Total Yards-Plays-Avg.	206-54-3.8	333-81-4.1
Rushing Yards-Attempts-Avg.	104-28-3.7	154-38-4.1
Net Yards Passing (Sacked-Yds)	102 (2-2)	179 (1-2)
Att-Comp-Int	24-12-0	42-19-2
Third Down Conversions (%)	1-13 (8%)	6-18 (33%)
Fourth Down Conversions (%)	0-0 (0%)	1-2 (50%)
Punts-Avg.	11-46.0	8-46.1
Fumbles-Lost	0-0	1-1
Penalties-Yards	4-32	6-65
Time of Possession	25:26	34:34

Individual Statistics

Jaguars Rushing: T. Yeldon 14-55, D. Robinson 17-53, B. Bortles 2-29, M. Lee 2-10, S. Wynn 2-5, C. Grant 1-2
Broncos Rushing: K. Bibbs 5-49, D. Booker 18-35, P. Lynch 2-11, J. Thompson 2-5, E. Sanders 1-4

Jaguars Passing: B. Bortles 19-42-181 (2 INTs)
Broncos Passing: P. Lynch 12-24-104

Jaguars Receiving: N. Sterling 5-43, M. Lee 3034, A. Robinson 3-31, B. Walters 3-31, T. Yeldon 3-27, D. Robinson 1-11, B. Koyack 1-4
Broncos Receiving: D. Thomas 6-61, E. Sanders 3-28, C. Latimer 1-10, A. Derby 1-3, D. Booker 1-2

Sacks: Jaguars 2.0 (S. Marks 1.0, T. Smith 1.0)
Sacks: Broncos 1.0 (Team Sacks 1.0)

Interceptions: Jaguars 0
Interceptions: Broncos 2 (C. Harris Jr. 1, B. Roby 1)

Paid Attendance: 63, 075 **Time:** 3:07 **Temperature:** 70 degrees

GAME SUMMARIES



WEEK 14 vs. MINNESOTA

Dec. 11, 2016 at EverBank Field

	1	2	3	4	OT	Final
MINNESOTA VIKINGS (7-6)	6	3	3	13	-	25
JACKSONVILLE JAGUARS (2-11)	0	9	7	0	-	16

Minnesota scored two fourth-quarter touchdowns to win by nine in a game in which the Jaguars and Vikings combined for seven field goals, including six in the first half, before the first touchdown of the game was scored. That touchdown, a 14-yard **Blake Bortles** to **Bryan Walters** pass in the end zone late in the third quarter, gave the Jaguars their first lead of the day at 16-12. The lead was short-lived, however, as Minnesota began at its own 38 on the ensuing possession and scored its own first touchdown of the day on **Matt Asiata's** one-yard run early in the fourth quarter to give Minnesota an 18-16 lead after **Kai Forbath's** missed PAT. After losing a fumble at the Jacksonville one-yard line, Minnesota earned a third consecutive goal-to-go situation and scored its second fourth-quarter touchdown on its next series, when **Sam Bradford** threw three yards to **Kyle Rudolph** for a nine point lead at 25-16 with 2:13 remaining and the Jaguars out of timeouts. Jacksonville attempted a 61-yard **Jason Myers** field goal on its final play, but the kick was blocked, adding to the Jaguars' special teams struggles which also included a 53-yard Vikings kickoff return, a partially blocked punt, and a delay of game on a kickoff. Forbath made all four of his field goal attempts, while Myers was good from 45, 55 and 24 yards before missing from 41 and being blocked from 61. **Marquise Lee** led the Jaguars with 113 receiving yards on catches of 20, nine, 22, 39 and 34 yards. The Jaguars were penalized 14 times for 114 yards, and allowed four sacks while making none. The eighth consecutive loss tied the Jaguars' longest streak.

Team	Q	Scoring Play	Drive / Time
MIN	1	K. Forbath 43 yd. Field Goal	5-50, 2:40
MIN	1	K. Forbath 32 yd. Field Goal	5-45, 2:35
JAX	2	J. Myers 45 yd. Field Goal	8-34, 3:00
MIN	2	K. Forbath 40 yd. Field Goal	6-26, 2:18
JAX	2	J. Myers 55 yd. Field Goal	7-31, 4:31
JAX	2	J. Myers 24 yd. Field Goal	10-92, 1:47
MIN	3	K. Forbath 46 yd. Field Goal	9-41, 2:53
JAX	3	B. Walters 14 yd. pass from B. Bortles (J. Myers kick)	11-90, 4:39
MIN	4	M. Asiata 1 yd. run (kick failed, wt)	9-62, 4:37
MIN	4	K. Rudolph 3 yd. pass from S. Bradford (K. Forbath kick)	9-54, 2:51

Team Statistics

	Vikings	Jaguars
First Downs (Run-Pass-Pen)	22 (5-13-4)	18 (3-11-4)
Total Yards-Plays-Avg.	377-63-6.0	315-65-4.8
Rushing Yards-Attempts-Avg.	85-29-2.9	85-24-3.5
Net Yards Passing (Sacked-Yds)	377 (0-0)	230 (4-27)
Att-Comp-Int	34-24-0	37-23-0
Third Down Conversions (%)	3-11 (27%)	7-16 (44%)
Fourth Down Conversions (%)	0-1 (0%)	1-1 (100%)
Punts-Avg.	1-42.0	4-40.8
Fumbles-Lost	2-1	0-0
Penalties-Yards	7-93	14-114
Time of Possession	30:56	29:04

Individual Statistics

Jaguars Rushing: T. Yeldon 17-59, C. Grant 4-13, B. Bortles 3-13,
Vikings Rushing: M. Asiata 11-37 (1 TD), J. McKinnon 14-31, S. Bradford 4-17

Jaguars Passing: B. Bortles 23-37-257 (1 TD)
Vikings Passing: S. Bradford 24-34-292 (1 TD)

Jaguars Receiving: T. Yeldon 7-31 M. Lee 5-113, B. Walters 4-31, N. Sterling 3-27,
 B. Koyack 2-19, S. Wynn 1-19, A. Robinson 1-17
Vikings Receiving: J. McKinnon 6-38, A. Thielen 4-101, K. Rudolph 4-60, S. Diggs
 3-55, C. Patterson 3-18, M. Asiata 2-14, C. Johnson 1-6, R. Ellison 1-0

Sacks: Jaguars 0.0
Sacks: Vikings 4.0 (D. Hunter 1.0-8, E. Griffen 2.0-12, B. Robison 1.0-7)

Interceptions: Jaguars 0
Interceptions: Vikings 0

Paid Attendance: 62,701 **Time:** 3:02 **Temperature:** 71 degrees



WEEK 15 AT HOUSTON

Dec. 18, 2016 at NRG Stadium

	1	2	3	4	OT	Final
JACKSONVILLE JAGUARS (2-12)	0	13	7	0	-	20
HOUSTON TEXANS (8-6)	0	5	6	10	-	21

The Jaguars built a 20-8 lead, and were ahead 20-11 at the start of the fourth quarter, but Houston's 10 points in the final stanza captured a 21-20 Texans win. After a scoreless first quarter, the Jaguars scored on three consecutive possession with **Josh Myers** field goals of 26 and 50 yards and a 1-yard touchdown run by **Blake Bortles**. The second field goal was set up by a **Jalen Ramsey** interception of **Brock Osweiler**, and the touchdown followed **Telvin Smith's** interception of Osweiler's next pass. **Tom Savage** replaced Osweiler on the Texans' ensuing possession and they drove 74 yards to the Jacksonville 1, but were stopped there on 4th down. Houston then forced the Jaguars to punt from their own 4 and a holding penalty in the end zone resulted in a safety, giving Houston its first 2 points. A **Nick Novak** 39-yard field goal made it 13-5 at halftime. Novak added a 45-yarder in the third quarter, but on the ensuing kickoff **Marquise Lee** raced 100 yards for a touchdown and a 20-8 Jaguars lead midway through the quarter. In the fourth Houston used a 14-play drive to set up Novak's 27-yard field goal, and after forcing a punt the Texans took over at their own 48. Eight plays and 52 yards later **Lamar Miller** scored from the 1, and the extra point gave Houston a 21-20 lead with 2:51 remaining. A failed 4th down and an interception on their last two possessions ended the Jaguars' comeback bid. Savage completed 23 of 36 passes for 260 yards and he was not sacked. Houston finished with 23 first downs to the Jaguars' 9, 387 total yards to 150, and 308 net passing yards to 83. Head coach **Gus Bradley** was fired after the game, which marked a team single season-record ninth consecutive loss and left the Jaguars at 2-12.

Team	Q	Scoring Play	Drive / Time
JAX	2	J. Myers 26 yd. Field Goal	11-56, 5:36
JAX	2	J. Myers 50 yd. Field Goal	4--7, 1:38
JAX	2	B. Bortles 1 yd run (J. Myers kick)	4-37, 1:30
HOU	2	Penalty on N. Sterling enforced in end zone for a Safety	
HOU	2	N. Novak 39 yd. Field Goal	6-40, 0:46
HOU	3	N. Novak 45 yd. Field Goal	9-57, 5:14
JAX	3	M. Lee 100 yd. kickoff return (J. Myers kick)	0-0, 0:12
HOU	3	N. Novak 43 yd. Field Goal	9-45, 3:15
HOU	4	N. Novak 27 yd. Field Goal	14-58, 6:05
HOU	4	L. Miller 1 yd. run (N. Novak kick)	8-52, 2:56

Team Statistics

	Jaguars	Texans
First Downs (Run-Pass-Pen)	9 (3-4-2)	23 (6-13-4)
Total Yards-Plays-Avg.	150-50-3.0	387-78-5.0
Rushing Yards-Attempts-Avg.	67-20-3.4	79-31-2.5
Net Yards Passing (Sacked-Yds)	83 (2-8)	308 (0-0)
Att-Comp-Int	28-12-1	47-29-2
Third Down Conversions (%)	3-13 (23%)	4-14 (29%)
Fourth Down Conversions (%)	0-1 (0%)	0-1 (0%)
Punts-Avg.	6-52.5	5-45.2
Fumbles-Lost	0-0	3-0
Penalties-Yards	12-91	6-71
Time of Possession	23:18	36:42

Individual Statistics

Texans Rushing: L. Miller 22-63, A. Hunt 3-15, J. Grimes 1-3, A. Blue 1-1, T. Savage
 3-0, W. Fuller 1--3
Jaguars Rushing: C. Ivory 10-44, T. Yeldon 8-28, B. Bortles 2--5

Texans Passing: T. Savage 23-36-260, B. Osweiler 6-11-48 (2 INTs)
Jaguars Passing: B. Bortles 12-28-92 (1 INT)

Texans Receiving: D. Hopkins 8-87, R. Griffin 8-85, W. Fuller 4-42, W. Williams 2-34,
 L. Miller 2-26, J. Grimes 2-12, K. Mumphy 1-11, S. Anderson 1-7, A. Blue 1-4
Jaguars Receiving: T. Yeldon 5-34, B. Walters 2-26, A. Robinson 2-15, N. Sterling
 1-14, B. Koyack 1-2, A. Ellis 1-1

Sacks: Texans 2.0 (B. McKinney 1.0, J. Clowney 1.0)
Sacks: Jaguars None

Interceptions: Texans None
Interceptions: Jaguars 2 (J. Ramsey 1, T. Smith 1)

Paid Attendance: 71,803 **Time:** 3:22 **Temperature:** 37 degrees

GAME SUMMARIES

FRANCHISE FACTS • RECORDS • HISTORY • 2016 IN REVIEW • PLAYERS • BIOGRAPHIES



WEEK 16 vs. TENNESSEE

Dec. 24, 2016 at EverBank Field

	1	2	3	4	OT	Final
TENNESSEE TITANS (8-7)	0	7	3	7	-	17
JACKSONVILLE JAGUARS (3-12)	10	9	6	13	-	38

Scoring on their first two possessions and finishing with a season-high 38 points, the Jaguars dominated throughout in a 38-17 win in their final home game and the first under Interim Head Coach **Doug Marrone**. Jacksonville used 18 plays to cover 138 yards on their first two drives, with **Marqise Lee** catching a 21-yard **Blake Bortles** touchdown pass and **Jason Myers** kicking a 29-yard field goal to cap the possessions. Tennessee then got a three-yard touchdown pass from **Marcus Mariota** to **Rishard Matthews**, but the Jaguars responded on the next series with a 12-play, 75-yard drive with **Chris Ivory** pounding in for a one-yard touchdown run. Myers tacked on a 48-yard field goal to give Jacksonville a 19-7 halftime lead. In the third quarter Ivory lost a fumble on the Jaguars' first play, and Tennessee turned it into a 42-yard field goal. On their next possession the Jaguars got a 56-yard field goal from Myers, his longest of the season and the 3rd-longest in team history, followed by his 50-yarder to give the Jaguars a 25-10 lead. Mariota suffered a broken fibula on a **Sheldon Day** sack near the end of the third quarter, and he was replaced by **Matt Cassel**. In the fourth quarter Tennessee closed to within 8 points at 25-17 on Cassel's 14-yard touchdown pass to **Delanie Walker**, but once again the Jaguars responded, marching 75 yards in just 6 plays with Lee taking a pitch and throwing back to Bortles for a 20-yard touchdown. The win was sealed on the very next play, when **Jalen Ramsey** intercepted Cassel's pass to Matthews and returned it 30 yards for the final points with 5:17 remaining. Bortles finished with 325 passing yards with a touchdown passing and one receiving, becoming the first player in NFL history to throw for 300 yards and catch a touchdown pass in the same game. **Allen Robinson** had a game-high 9 receptions for 147 yards as the Jaguars turned in 415 yards of offense. Jacksonville scored on 7 of 12 possessions, while Tennessee scored on just 3 of 13 with seven punts.

Team	Q	Scoring Play	Drive / Time
JAX	1	M. Lee 21 yd. pass from B. Bortles (J. Myers kick)	8-75, 3:57
JAX	1	J. Myers 29 yd. Field Goal	11-63, 5:30
TEN	2	R. Matthews 3 yd. pass from M. Mariota (R. Succop kick)	10-69, 6:01
JAX	2	C. Ivory 1 yd. run (kick failed, wr)	12-75, 7:02
JAX	2	J. Myers 48 yd. Field Goal	8-48, 0:58
TEN	3	R. Succop 42 yd. Field Goal	4-2, 0:59
JAX	3	J. Myers 56 yd. Field Goal	10-37, 4:11
JAX	3	J. Myers 50 yd. Field Goal	7-45, 3:02
TEN	4	D. Walker 14 yd. pass from M. Cassel (R. Succop kick)	8-50, 5:24
JAX	4	B. Bortles 20 yd. pass from M. Lee (kick failed, wl)	6-75, 3:17
JAX	4	J. Ramsey 30 yd. interception return (J. Myers kick)	

Team Statistics

	Titans	Jaguars
First Downs (Run-Pass-Pen)	19 (4-14-1)	25 (6-16-3)
Total Yards-Plays-Avg.	263-67-3.9	415-69-6.0
Rushing Yards-Attempts-Avg.	58-20-2.9	84-28-3.0
Net Yards Passing (Sacked-Yds)	205 (3-18)	331 (2-14)
Att-Comp-Int	44-21-1	39-27-0
Third Down Conversions (%)	5-14 (36%)	4-12 (33%)
Fourth Down Conversions (%)	0-1 (0%)	0-0 (0%)
Punts-Avg.	7-44.7	3-47.7
Fumbles-Lost	1-0	2-1
Penalties-Yards	6-49	4-45
Time of Possession	27:29	32:31

Individual Statistics

Jaguars Rushing: C. Ivory 14-45, C. Grant 9-27, B. Bortles 3-7, T. Yeldon 2-5
Titans Rushing: D. Murray 14-42, D. Henry 4-13, M. Mariota 2-3

Jaguars Passing: B. Bortles 26-37-325 (1 TD), M. Lee 1-1-20 (1 TD)
Titans Passing: M. Cassel 13-24-124 (1 TD, 1 INT), M. Mariota 8-20-99 (1 TD)
Jaguars Receiving: A. Robinson 9-147, B. Walters 5-45, C. Ivory 4-69, M. Lee 3-37, B. Koyack 2-12, A. Ellis 2-10, B. Bortles 1-20, C. Grant 1-5
Titans Receiving: H. Douglas 5-48, T. Sharpe 3-48, R. Matthews 3-31, D. Walker 3-23, D. Henry 2-22, K. Wright 2-21, D. Murray 2-18, A. Fasano 1-12

Sacks: Jaguars 3.0 (D. Fowler 1.0-8, S. Day 1.0-4, Y. Ngakoue 1.0-6)
Sacks: Titans 4.0 (D. Hunter 1.0-8, E. Griffen 2.0-12, B. Robison 1.0-7)

Interceptions: Jaguars 1 (Jalen Ramsey)
Interceptions: Titans 0

Paid Attendance: 59,621 **Time:** 3:07 **Temperature:** 67 degrees



WEEK 17 AT INDIANAPOLIS

Jan. 1, 2017 at Lucas Oil Stadium

	1	2	3	4	OT	Final
JACKSONVILLE JAGUARS (3-13)	10	7	0	3	-	20
INDIANAPOLIS COLTS (8-8)	0	3	14	7	-	24

In a game that was truly a tale of two halves, the Jaguars built a 17-3 first half lead before yielding three second-half touchdowns – including the game-winner with nine seconds left to play – to lose their season finale, 24-20 to the Colts in Indianapolis. Jacksonville got off to a fast start with a 47-yard **Jason Myers** field goal and a **Ben Koyack** 14-yard touchdown reception on the team's first two possessions. After they punted twice and a lost fumble, they took a 17-0 lead on **Corey Grant's** 57-yard touchdown run—the team's longest play from scrimmage all season. By that time the Colts had gone three-and-out on each of their first four possessions, followed by an interception and a missed field goal. After Grant's touchdown the Colts got on the scoreboard with **Adam Vinatieri's** 45-yard field goal, and the Jaguars responded with an 11-play, 60-yard drive to the Indianapolis 12 but Myers missed his 30-yard field goal attempt. After halftime the Colts took over, driving 83 and 89 yards on their first two possessions, with **Robert Turbin** scoring on a seven-yard run and Andrew Luck throwing a 15-yard touchdown pass to **Dwayne Allen** to tie the score at 17-17 near the end of the third quarter. The Jaguars, who began the second half with two punts, lost a fumble when **Robert Mathis** sacked Bortles on their next possession, but the Colts fumbled it back when **Sen'Derrick Marks** recovered a Luck fumble. The Jaguars could not take advantage of the turnover, however, as Myers missed his 54-yard field goal try. On the ensuing possession Luck was sacked twice and the Colts were forced to punt from their own 30-yard line, but the punt was blocked by **Dan Skuta** and Jacksonville took over at the Indianapolis 30. After three short runs, during which time the Colts used all three of their timeouts, Myers kicked a 41-yard field goal to give the Jaguars a 20-17 lead with 1:33 remaining. Indianapolis then began at its own 25 and Luck went to work, completing passes of 9, 18, 19, 14 and 9 yards with two spikes to reach the Jacksonville one-yard line. Luck then threw the game-winner to Jack Doyle for a 24-20 lead with nine seconds remaining. Bortles completed an 18-yard pass to Marqise Lee but time ran out on the game and on the Jaguars' 3-13 season. **Malik Jackson** turned in two sacks for the Jacksonville defense, and **Yannick Ngakoue** got his eighth sack of the season to break Tony Brackens' Jaguars rookie record.

Team	Q	Scoring Play	Drive / Time
JAX	1	J. Myers 47 yd. Field Goal	7-57, 3:30
JAX	1	B. Koyack 14 yd. pass from B. Bortles (J. Myers kick)	7-75, 3:09
JAX	2	C. Grant 57 yd. run (J. Myers kick)	2-62, 0:48
IND	2	A. Vinatieri 45 yd. Field Goal	8-48, 3:04
IND	3	R. Turbin 7 yd. run (A. Vinatieri kick)	5-83, 2:35
IND	3	D. Allen 15 yd. pass from A. Luck (A. Vinatieri)	5-83, 2:35
JAX	4	J. Myers 41 yd. Field Goal	4-7, 0:21
IND	4	J. Doyle 1 yd. pass from A. Luck (A. Vinatieri)	8-75, 1:24

Team Statistics

	Jaguars	Colts
First Downs (Run-Pass-Pen)	23 (7-15-1)	24 (4-18-2)
Total Yards-Plays-Avg.	470-71-6.6	384-67-5.7
Rushing Yards-Attempts-Avg.	182-30-6.1	94-22-4.3
Net Yards Passing (Sacked-Yds)	288 (2-13)	290 (4-31)
Att-Comp-Int	39-25-0	41-24-1
Third Down Conversions (%)	4-14 (29%)	2-10 (20%)
Fourth Down Conversions (%)	0-0 (0%)	1-1 (100%)
Punts-Avg.	4-47.0	5-40.6
Fumbles-Lost	2-2	1-1
Penalties-Yards	8-54	4-35
Time of Possession	29:36	30:24

Individual Statistics

Colts Rushing: F. Gore 16-62, A. Luck 3-17, R. Turbin 3-15
Jaguars Rushing: C. Grant 18-122, B. Bortles 3-21, D. Robinson 4-17, B. Hill 2-11, J. Banyard 2-7, B. Walters 1-4

Colts Passing: A. Luck 24-40-321 (2 TDs, INT), A. Morrison 0-1-0
Jaguars Passing: B. Bortles 25-39-301 (1 TD)

Colts Receiving: T. Hilton 6-95, C. Rogers 4-72, P. Dorsett 4-56, D. Allen 3-34, R. Turbin 2-18, F. Gore 2-14, J. Doyle 2-10, E. Swoope 1-22
Jaguars Receiving: B. Walters 8-84, M. Lee 6-86, A. Robinson 5-82, B. Koyack 3-25, C. Grant 2-15, T. Wahington 1-9

Sacks: Colts 2.0 (E. Walden 1.0, R. Mathis 1.0)
Sacks: Jaguars 4.0 (M. Jackson 2.0, Y. Ngakoue 1.0, S. Marks 0.5, D. Fowler 0.5)

Interceptions: Colts None
Interceptions: Jaguars 1 (T. Smith 1)

Paid Attendance: 65,160 **Time:** 3:06 **Temperature:** 39 degrees



HISTORY

THE PRIDE OF THE JAGUARS

The Pride of the Jaguars was created in 2006 as a visible way to recognize those who have had the greatest impact in the team's history. The members are:

- Tony Boselli, OT, 1995-2001; inducted in 2006
- Wayne and Delores Weaver, co-owners, 1993-2011; inducted in 2012
- Fred Taylor, RB, 1998-2008; inducted in 2012
- Mark Brunell, QB, 1995-2003; inducted in 2013
- Jimmy Smith, WR, 1995-2005; inducted in 2016

The Pride of the Jaguars is located on the fascia of the west upper deck at Everbank Field.

TONY BOSELLI (1995-2001)

Tony Boselli, the Jacksonville Jaguars' first-ever college draft choice, was the first member of the Jaguars franchise to be honored in The Pride of the Jaguars on October 8, 2006.

"Tony Boselli was the original Jaguar, and we are excited to recognize him," said Jaguars then-owner Wayne Weaver. "We are proud of Tony's contributions on the field for this organization, and we're proud of his contributions off the field for this community. We welcome the opportunity to have Jaguars fans thank Tony for what he has meant to Jacksonville and the Jaguars."

"The seven years I spent in Jacksonville as a member of the Jaguars team were truly memorable. I also would like to thank all the Jaguars fans who made us feel so welcome when we first arrived in Jacksonville, and now that we have returned," Boselli said.

Boselli was the second player drafted overall in the 1995 college draft following an All American career at Southern California. He started a then-team-record 90 of the 91 Jaguars games in which he played from 1995-2001 and was named to the Pro Bowl five times.

Widely considered the best offensive tackle in the game, Boselli allowed only 15.5 sacks in seven seasons and was named second team on the NFL All-Decade Team for the 1990s.

FRED TAYLOR (1998-2008)

Fred Taylor became the fourth inductee into the Pride of the Jaguars on September 30, 2012. Taylor was the second player, joining teammate Tony Boselli, with whom he played for his first four seasons with the Jaguars. Taylor, who started 136 of 140 games, is one of five players along with Brad Meester, Mercedes Lewis, Jimmy Smith and Josh Scobee to play for 11 or more seasons with the Jaguars.

Taylor ranks fourth in franchise history in scoring with 424 points (70 TDs, two 2-point conversions) and broke the rookie scoring record with 102 points (17 TDs) during the 1998 season. He is the only Jaguars rookie to rush for 1,000 yards (1,223). His 17 TDs (14 rushing and three receiving) as a rookie still sit atop the Jaguars single-season TD mark. Taylor, the Jaguars career-rushing leader with 11,271 yards, leads second-ranked Maurice Jones-Drew (8,071 career rushing yards) by 3,200 yards. Taylor holds seven of the top 10 single-season rushing totals in team history, with a team-record 1,572 yards on 345 carries (4.56 yards per rush avg.) in the 2003 season. Taylor's 234 rushing yards against Pittsburgh on November 19, 2000 are a Jaguars single-game high. Taylor rushed for 100+ yards on 48 occasions for the Jaguars, yet another team record.

While Taylor ranks among the best in nearly every Jaguars rushing statistic, he also sits at fifth in career receptions (286) and sixth in receiving yards (2,361). Taylor played for 11 seasons as a Jaguar, after being drafted ninth overall in the 1998 NFL Draft. After two seasons with New England, Taylor returned to Jacksonville to retire in a ceremony at EverBank Field on September 2, 2011.

Jaguars Owner Shad Khan acknowledged Taylor's place among elite company, stating, "Fred has earned his place in the Pride of the Jaguars, both with his record-setting performances on the field as well as with his involvement in the Jacksonville community throughout his career."

WAYNE & DELORES WEAVER (1993-2011)

Wayne and Delores Weaver were inducted into the Pride of the Jaguars at half-time of their final game as owners of the team on January 1, 2012, becoming only the second and third inductees.

Three days later, their ownership of the Jaguars was transferred to Shahid Khan, ending an ownership run that began when the franchise was awarded on November 30, 1993.

During the 17 seasons of the Weavers' ownership, the Jaguars were 138-134 in the regular season and 142-140 including postseason with six playoff berths and two division titles. The Weavers were on hand for every game during that span - 352 total including 69 preseason, 272 regular season and 11 postseason games - and 20 Jaguars players were named to the Pro Bowl.

From 1995-2011 the Weavers, through the Weaver Family Foundation, contributed more than \$22.6 million to Jacksonville agencies and organizations. The Jaguars Foundation also awarded more than \$14.8 million in grants to area non-profit agencies during that time.

Wayne Weaver served on four NFL committees: Business Ventures, Investment, Finance and Compensation. Delores Weaver also served on two committees: NFL Charities and NFL Giving.

MARK BRUNELL (1995-2003)

Former QB Mark Brunell became the fifth member inducted into the Pride of the Jaguars on Dec. 15, 2013. Owner of nearly every Jaguars passing record, Brunell is one of 14 players in Jaguars history to play nine seasons or more. He started 117 of his 120 games played and completed 2,184 of 3,616 passes for 25,698 yards with 144 touchdowns and 86 interceptions - all still ranking as Jaguars career records. Brunell's 4,367 passing yards in 1996 led the NFL, he was voted to the AFC Pro Bowl squad three times and was named the game's MVP in 1997.

"I am truly honored and grateful for this recognition," Brunell said. "I cherish my memories of playing here in Jacksonville because in many ways those were the best years of my career. My family and I have returned to make Jacksonville our home, and we will continue to be part of this community and part of the Jaguars organization. I'm thrilled to join my teammates, Tony and Fred, and the Weavers in the Pride of the Jaguars."

"Mark Brunell epitomized the Jaguars in their early years, and he was one of the main reasons for their success during that time," Jaguars owner Shad Khan said. "I personally recall how the Jaguars captured the imagination of NFL fans throughout the nation in those days and Mark Brunell was always in the highlights. Now that I have been here, I have gotten to see that this great quarterback is also a great person. Mark is a big part of the Jaguars family and the Jacksonville community, and it gives me great pride to join our fans in recognizing Mark and honoring him for his contributions to Jaguars history."

Brunell was the first player acquired by the Jaguars in a trade, joining the team on April 22, 1995 from the Green Bay Packers. He was the Jaguars' starting QB from 1995 through 2003, posting a winning record as a starter and leading the team to four playoff berths, eight postseason games and two AFC Championship games.

JIMMY SMITH (1995-2005)

In becoming the newest Pride inductee, Jimmy Smith joined OT Tony Boselli, who was inducted in 2006, former owners Wayne and Delores Weaver (2012), RB Fred Taylor (2012), and QB Mark Brunell (2013) on Dec. 11, 2016.

"There is no question that Jimmy Smith was one of the best players to ever wear a Jaguars uniform," Jaguars Owner Shad Khan said. "His contributions in the early years were critical to the success the Jaguars enjoyed during that time. The fact that most of his records have stood for 10 years without being surpassed underscores what a great player he was. I am very happy that we will appropriately honor him."

A five-time Pro Bowl performer, Smith was a key to the Jaguars' early success when the team earned four straight playoff appearances from 1996-99 and played in eight postseason games, including two AFC Championships. He was the Jaguars' leading receiver seven times and was voted to the Pro Bowl five consecutive years from 1997-2001.

"I am honored and humbled by this recognition, joining Tony and Fred and Mark and the Weavers in the Pride of the Jaguars," Smith said. "I look forward to being back at EverBank Field. We had such great fun and I have wonderful memories of my time there, and I want to experience it once again with my teammates and the great Jaguars fans. This is a great honor."

ALL-TIME HONORS

PRO BOWL HONORS

Starters CAPITALIZED.
Number in parentheses shows player's number of Pro Bowls as a Jaguar.
(* did not play due to injury)

- 1996 — OT Tony Boselli
QB Mark Brunell
WR Keenan McCardell
- 1997 — P BRYAN BARKER
OT TONY BOSELLI (2)
QB Mark Brunell (2)
PK MIKE HOLLIS
WR Jimmy Smith
- 1998 — OT TONY BOSELLI (3)
WR JIMMY SMITH (2)
- 1999 — OT TONY BOSELLI (4)*
DE TONY BRACKENS
QB Mark Brunell (3)
LB KEVIN HARDY
S CARNELL LAKE
OT Leon Searcy
WR JIMMY SMITH (3)
- 2000 — OT TONY BOSELLI (5)*
WR Jimmy Smith (4)
- 2001 — WR Jimmy Smith (5)*
DT Gary Walker
- 2002 — P Chris Hanson
- 2003 — DT MARCUS STROUD
- 2004 — DT MARCUS STROUD (2)
DT John Henderson
- 2005 — DT MARCUS STROUD (3)
- 2006 — CB RASHEAN MATHIS*
DT John Henderson (2)
- 2007 — RB Fred Taylor
- 2009 — QB David Garrard
RB Maurice Jones-Drew
- 2010 — RB MAURICE JONES-DREW* (2)
TE Mercedes Lewis
ST Montell Owens
- 2011 — RB MAURICE JONES-DREW (3)
ST Montell Owens (2)
- 2013 — LB Paul Posluszny
- 2015 — WR Allen Robinson

PRO BOWL MVP

- 1997 — QB Mark Brunell

COACHING AWARDS

- Tom Coughlin** — AFC Coach of the Year, UPI (1996)
- Dom Capers** — Assistant Coach of the Year, Pro Football Writers of America, USA Today and Defensive Coordinator of the Year, Football Digest (1999)

NFL PLAYER ASSOCIATION AWARDS

- 1995 — Bryan Barker, AFC Punter of the Year
- 1996 — Jimmy Smith, AFC Receiver of the Year
- 1997 — Bryan Barker, AFC Punter of the Year

INDIVIDUAL LEAGUE AWARDS

NET PUNTING AVERAGE	
1995	Bryan Barker 38.6
PASSING YARDS	
1996	Mark Brunell 4,367
POINTS	
1997	Mike Hollis 134
RECEPTIONS	
1999	Jimmy Smith 116
RUSHING YARDS	
2011	Maurice Jones-Drew 1,606

FEDEX GROUND PLAYER OF THE YEAR

- 1997 — RB Fred Taylor

ALL-PRO SELECTIONS

Legend: AP — Associated Press; PFWA — Pro Football Writers of America; TSN — The Sporting News; PFW — Pro Football Weekly; FN — Football News; FD — Football Digest; USA — USA Today; SI — Sports Illustrated; CPFN — College & Pro Football Newsweekly

- DT Tyson Alualu** — 2010: PFW, TSN
- OT Khalif Barnes** — 2005: PFW/PFWA
- OT Tony Boselli** — 1995: PFWA, PFW, FN, CPFN; 1996: USA, SI; 1997: AP, PFWA, TSN, PFW, FN, USA, CPFN; 1998: AP, PFWA, TSN, PFW, FN, USA, CPFN, FD; 1999: AP, PFWA, SI, TSN, PFW, USA, CPFN, FN, FD; 2000: FN (All-AFC)
- P Bryan Barker** — 1997: AP, PFW, FD
- PR Reggie Barlow** — 1998: CPFN; 1999: CPFN (second team)
- CB Aaron Beasley** — 1996: FN; 1999: CPFN
- DE Tony Brackens** — 1996: PFWA, PFW, FN, CPFN; 1999: SI, USA, FN, AP (second team), PFW (All-AFC), CPFN (second team)
- CB Fernando Bryant** — 1999: PFWA, PFW, CPFN, FN, FD
- C Michael Cheever** — 1996: FN, CPFN
- S Donovin Darius** — 1998: PFW, FN, FD; 1999: FD (second team)
- P Chris Hanson** — 2002: AP (second team), PFWA, PFW (All-AFC), FD (second team)
- LB Kevin Hardy** — 1996: PFWA, PFW, FN, CPFN; 1999: AP, TSN, PFW, USA, CPFN, FN, FD
- DT John Henderson** — 2002: PFWA, PFW; 2006: AP (second team)
- PK Mike Hollis** — 1997: CPFN
- RB Maurice Jones-Drew** — 2006: PFW/PFWA; 2009: SN (second team); 2011: AP, PFWA
- DT Terrance Knighton** — 2009: PFW
- S Carnell Lake** — 1999: PFW, CPFN, FN, FD, AP (second team), FD (second team)
- QB Byron Leftwich** — 2003: PFW
- G Vince Manuwai** — 2003: PFW
- CB Rashean Mathis** — 2006: AP, TSN, USA, PFW/PFWA, PFW/PFWA (All-AFC)
- G Brad Meester** — 2000: PFWA, PFW, FN
- FS Reggie Nelson** — 2007: PFW/PFWA
- DE Yannick Ngakoue** — 2016: PFWA (all-rookie)
- FB Montell Owens** — 2008: SI (special teams)
- LB Mike Peterson** — 2005: AP (second team)
- CB Jalen Ramsey** — 2016: PFWA (all-rookie)
- MLB Bryan Schwartz** — 1995: FN
- OT Leon Searcy** — 1997: USA; 1999: AP (second team), CPFN (second team)
- WR Jimmy Smith** — 1998: AP (second team); 1999: FN, AP (second team), CPFN (second team), PFW (All-AFC)
- DT Larry Smith** — 1999: FN
- DT Marcus Stroud** — 2003: AP (second team), PFW (All-AFC), FN (second team); 2004: PFW (All-AFC), FD (second team); 2005: TSN (All-Pro)
- RB Fred Taylor** — 1998: PFW, FN, CPFN, FD; 2007: AP (second team)
- DT Gary Walker** — 2001: SI, FD (second team)
- OT Maurice Williams** — 2001: FN
- DT Renaldo Wynn** — 1997: PFW, FN, CPFN

AFC PLAYER OF THE MONTH

- 1996 —
- December** — Mark Brunell, Offensive
- 1997 —
- December** — Keenan McCardell, Offensive
- 1999 —
- September** — Aaron Beasley, Defensive
- October** — Tony Brackens, Defensive
- November** — Tony Brackens, Defensive
- December** — Jimmy Smith, Offensive
- 2005 —
- September** — Chris Hanson, Special Teams
- December** — Mike Peterson, Defensive
- 2007 —
- December** — Fred Taylor, Offensive

AFC ROOKIE OF THE MONTH

- 1996 —
- December** — Tony Brackens, Defensive
- 1998 —
- September** — Fred Taylor, Offensive
- November** — Donovin Darius, Defensive
- December** — Fred Taylor, Offensive
- 2003 —
- November** — Byron Leftwich, Offensive
- December** — Rashean Mathis, Defensive
- 2006 —
- November** — Clint Ingram, Defensive

DRAFT HISTORY



FIRST-ROUND DRAFT CHOICES

The Jaguars' selection of RB **Leonard Fournette** with the fourth pick in the first round of the 2017 draft was the team's 25th overall first-round selection.

JAGUARS ALL-TIME FIRST-ROUND DRAFT PICKS

Year	No.	Player	Pos.	School
2017	4	Leonard Fournette	RB	Louisiana State
2016	5	Jalen Ramsey	CB	Florida State
2015	3	Dante Fowler Jr.	DE	Florida
2014	3	Blake Bortles	QB	Central Florida
2013	2	Luke Joeckel	OT	Texas A&M
2012	5	Justin Blackmon	WR	Oklahoma State
2011	10	Blaine Gabbert	QB	Missouri
2010	10	Tyson Alualu	DT	California
2009	8	Eugene Monroe	OT	Virginia
2008	8	Derrick Harvey	DE	Florida
2007	21	Reggie Nelson	S	Florida
2006	28	Marcedes Lewis	TE	UCLA
2005	21	Matt Jones	WR	Arkansas
2004	9	Reggie Williams	WR	Washington
2003	7	Byron Leftwich	QB	Marshall
2002	9	John Henderson	DT	Tennessee
2001	13	Marcus Stroud	DT	Georgia
2000	29	R. Jay Soward	WR	Southern California
1999	26	Fernando Bryant	CB	Alabama
1998	9	Fred Taylor	RB	Florida
	25	Donovin Darius	S	Syracuse
1997	21	Renaldo Wynn	DT	Notre Dame
1996	2	Kevin Hardy	LB	Illinois
1995	2	Tony Boselli	OT	Southern California
	19	James Stewart	RB	Tennessee

BOLD: Currently on Jaguars 90-man roster



FIRST-ROUND POSITIONAL BREAKDOWN

Dating back to their inaugural season in 1995, the Jaguars have had 25 first-round draft choices, including multiple first-round picks in 1995 (OT **Tony Boselli** and RB **James Stewart**) and 1998 (RB **Fred Taylor** and S **Donovin Darius**). This year's first-round draft pick was RB **Leonard Fournette** (4th overall pick) from LSU.

Below is a breakdown of how Jacksonville has used its first-round picks since 1995:

OFFENSE (14)		DEFENSE (11)	
Position	Picks	Position	Picks
Wide Receivers	4	Defensive Linemen	6
Offensive Linemen	3	Safeties	2
Quarterbacks	3	Cornerbacks	2
Running Backs	3	Linebackers	1
Tight Ends	1		



ALL-TIME DRAFT BY POSITION

Overall, the Jaguars have selected 190 total players through the NFL Draft, including 96 defensive players, 87 offensive players and seven special teams players. Below is a breakdown of Jacksonville's 190 all-time draft choices by position:

OFFENSE (87)		DEFENSE (96)	
Position	Picks	Position	Picks
Wide Receivers	28	Defensive Linemen	36
Offensive Linemen	27	Linebackers	23
Running Backs	18	Cornerbacks	20
Quarterbacks	7	Safeties	17
Tight Ends	6		
Fullback	1		

SPECIAL TEAMS (7): The Jaguars have selected three punters, two kickers, one long snapper and one return specialist in the NFL Draft.



LAST TIME THEY WERE TAKEN

In 2017, the Jaguars selected three defensive players and four offensive players. Below is the last player drafted at each position:

Position	Player	School	Year	Rd.
Quarterback	Brandon Allen	Arkansas	2016	6
Running Back	Leonard Fournette	Louisiana State	2017	1
Wide Receiver	Dede Westbrook	Oklahoma	2017	4
Tight End	Ben Koyack	Notre Dame	2015	7
Offensive Tackle	Cam Robinson	Alabama	2017	2
Interior OL	A.J. Cann	South Carolina	2015	3
Fullback	Marquez Williams	Miami (Fla.)	2017	7
Defensive Tackle	Sheldon Day	Notre Dame	2016	4
Defensive End	Dawuane Smoot	Illinois	2017	3
Linebacker	Blair Brown	Ohio	2017	5
Cornerback	Jalen Myrick	Minnesota	2017	7
Free Safety	James Sample	Louisville	2015	4
Strong Safety	Johnathan Cyrien	Florida International	2013	2



DRAFTING UNDERCLASSMEN

Since juniors were formally allowed to enter the draft in 1990, the Jaguars have taken 25 underclassmen. The Jaguars drafted underclassmen with their first two selections of the 2017 draft: RB **Leonard Fournette** in the first round and OL **Cam Robinson** in the second round.

The Jaguars have selected an underclassman in 12 of the last 14 drafts and have drafted an underclassman in the first-round in five consecutive years (LT **Luke Joeckel** in 2013, QB **Blake Bortles** in 2014, DE **Dante Fowler Jr.** in 2015, CB **Jalen Ramsey** in 2016 and RB **Leonard Fournette** in 2017).

UNDERCLASSMEN DRAFTED BY THE JAGUARS

Year	Rd.	Player	Pos.	School
2017	1st	Leonard Fournette	RB	Louisiana State
2017	2nd	Cam Robinson	OL	Alabama
2016	1st	Jalen Ramsey	CB	Florida State
2016	2nd	Myles Jack	LB	UCLA
2016	3rd	Yannick Ngakoue	DE	Maryland
2015	1st	Dante Fowler, Jr.	DE	Florida
2015	2nd	T.J. Yeldon	RB	Alabama
2015	4th	James Sample	S	Louisville
2014	1st	Blake Bortles	QB	Central Florida
2014	2nd	Marqise Lee	WR	Southern California
2014	2nd	Allen Robinson	WR	Penn State
2014	7th	Storm Johnson	RB	Central Florida
2013	1st	Luke Joeckel	OT	Texas A&M
2013	4th	Ace Sanders	WR	South Carolina
2012	1st	Justin Blackmon	WR	Oklahoma State
2011	1st	Blaine Gabbert	QB	Missouri
2009	2nd	Eben Britton	OT	Arizona
2008	1st	Derrick Harvey	DE	Florida
2007	1st	Reggie Nelson	S	Florida
2006	2nd	Maurice Jones-Drew	RB	UCLA
2006	7th	Dee Webb	CB	Florida
2004	1st	Reggie Williams	WR	Washington
2003	4th	LaBrandon Toefield	RB	Louisiana State
2003	4th	George Wrihster	TE	Oregon
2002	2nd	Mike Pearson	OT	Florida
1999	2nd	Larry Smith	DT	Florida State
1996	2nd	Tony Brackens	DE	Texas

BOLD = Underclassmen selected by General Manager **Dave Caldwell**

DRAFT HISTORY



SUNSHINE STATE

The Jaguars have drafted 22 players from a Florida school in 23 years. With their final selection in the 2017 draft, the Jaguars selected FB **Marquez Williams** from Miami (Fla.), marking the first FB drafted and the second Hurricane selected in the team's 23-year draft history.

JAGUARS DRAFT CHOICES FROM FLORIDA SCHOOLS

School	No.	Last Yr.
Florida	9	2015
Florida State	6	2016
Central Florida	3	2014
Miami	2	2017
Bethune-Cookman	1	2003
Florida International	1	2013



COLLEGES WITH MOST DRAFT CHOICES

There have been 26 schools that have seen two players drafted by Jacksonville, 12 schools with three players drafted, four schools (Arkansas, Illinois, Tennessee and Virginia) with four players drafted, one school (Notre Dame) with five players drafted, one school (Florida State) with six players drafted, one school (Southern California) with seven players drafted and one school (Florida) with nine players drafted.

Below is a list of the schools with the most players drafted by the Jaguars in their 23-year draft history:

School	No.	Last Yr.	School	No.	Last Yr.
Florida	9	2015	Central Florida	3	2014
Southern California	7	2014	Colorado State	3	2000
Florida State	6	2016	Georgia	3	2001
Notre Dame	5	2016	Michigan	3	2013
Tennessee	4	2002	Middle Tennessee State	3	2011
Virginia	4	2014	Syracuse	3	2006
Arkansas	4	2016	UCLA	3	2016
Illinois	4	2007	Washington	3	2005
Alabama	3	2017	West Virginia	3	1999



DRAFT PICKS BY SCHOOL

In the Jaguars' 23-year draft history, dating back to the team's first draft in 1995, the club has selected players from 104 different colleges and universities. Below is an alphabetical look at the schools from which Jaguars players have been drafted, the number of players selected from each school and the last time a player from that institution was selected by the Jaguars:

School	No.	Last Yr.	School	No.	Last Yr.	School	No.	Last Yr.	School	No.	Last Yr.
Alabama	3	2017	Georgia	3	2001	Minnesota	2	2017	Sacramento State	1	1997
Alabama State	1	1996	Georgia Southern	2	2003	Missouri	2	2011	Saginaw Valley State	1	1999
Appalachian State	1	2013	Georgia Tech	2	2004	Missouri Western State	1	1996	San Jose State	1	2007
Arizona	2	2009	Hampton	2	2007	Monmouth	1	2015	South Carolina	2	2015
Arizona State	1	2007	Hawaii	2	2005	Montana	1	2016	South Florida	1	2008
Arkansas	4	2016	Houston	1	1996	Mount Union	1	2011	Southern California	7	2014
Ashland	1	2012	Howard	1	2003	Murray State	1	2010	Southern Illinois	2	2010
Auburn	2	2008	Illinois	4	2017	Nebraska	1	1997	Southern Mississippi	1	2000
Augustana	1	1995	Illinois State	1	2006	Nebraska-Omaha	1	2009	Syracuse	3	2006
Bethune-Cookman	1	2003	Iowa	1	1998	Nevada	1	2012	Temple	1	2009
California	2	2012	Jackson State	1	1996	Nevada-Reno	1	2004	Tennessee	4	2002
Central Arkansas	2	2016	James Madison	1	2010	New Mexico State	1	2013	Tennessee State	1	1996
Central Florida	3	2014	Kentucky	1	2001	Nicholls State	1	2004	Texas	1	1996
Chattanooga	1	2001	Lehigh	1	2011	North Carolina	2	2005	Texas A&M	1	2013
Clemson	1	2012	Liberty	1	2009	North Carolina State	2	2005	Texas State	1	2002
Colorado	1	1995	Louisiana State	3	2017	Northern Iowa	1	2000	UCLA	3	2016
Colorado State	3	2000	Louisiana Tech	2	2004	Notre Dame	5	2016	Utah	1	1995
Connecticut	1	2013	Louisiana Tech	1	2010	Ohio	1	2017	Virginia	4	2014
Cornell	1	1997	Louisville	1	2015	Ohio State	1	2015	Virginia Tech	2	2004
Delta State	1	2004	Marshall	2	2003	Oklahoma	3	2017	Wake Forest	1	2007
East Carolina	1	2002	Maryland	2	2016	Oklahoma State	1	2012	Washington	3	2005
Eastern Michigan	1	2005	McGill	1	2001	Oregon	2	2003	Washington State	2	2000
Elon	1	2007	Miami (Fla.)	2	2017	Penn State	2	2014	West Virginia	3	1999
Florida	9	2015	Michigan	3	2013	Purdue	2	2007	William & Mary	1	2009
Florida International	1	2013	Michigan State	1	1995	Rice	2	2009	Wisconsin	2	2005
Florida State	6	2016	Middle Tennessee State	3	2011	Rutgers	1	2009	Wyoming	2	2011
									Youngstown State	1	1998



ALL-TIME DRAFT CHOICES

2017			
No.	Player	Pos.	School
1 (4)	Leonard Fournette	RB	Louisiana State
2 (34)	Cam Robinson	OL	Alabama
3 (68)	Dawuane Smoot	DE	Illinois
4 (110)	Dede Westbrook	WR	Oklahoma
5 (148)	Blair Brown	LB	Ohio
7 (222)	Jalen Myrick	CB	Minnesota
7 (240)	Marquez Williams	FB	Miami (Fla.)

2016			
No.	Player	Pos.	School
1 (5)	Jalen Ramsey	CB	Florida State
2 (36)	Myles Jack	LB	UCLA
3 (69)	Yannick Ngakoue	DE	Maryland
4 (103)	Sheldon Day	DT	Notre Dame
6 (181)	Tyrone Holmes	LB	Montana

6 (201)	Brandon Allen	QB	Arkansas
7 (226)	Jonathan Woodard	DE	Central Arkansas

2015			
No.	Player	Pos.	School
1 (3)	Dante Fowler Jr.	DE	Florida
2 (36)	T.J. Yeldon	RB	Alabama
3 (67)	A.J. Cann	G	South Carolina
4 (104)	James Sample	S	Louisville
5 (139)	Rashad Greene Sr.	WR	Florida State
6 (180)	Michael Bennett	DT	Ohio State
7 (220)	Neal Sterling	WR	Monmouth
7 (229)	Ben Koyack	TE	Notre Dame

2014			
No.	Player	Pos.	School
1 (3)	Blake Bortles	QB	Central Florida
2 (39)	Marqise Lee	WR	Southern California

2 (61)	Allen Robinson	WR	Penn State
3 (93)	Brandon Linder	G	Miami (Fla.)
4 (114)	Aaron Colvin	CB	Oklahoma
5 (144)	Telvin Smith	LB	Florida State
5 (159)	Chris Smith	DE	Arkansas
6 (205)	Luke Bowanko	C	Virginia
7 (222)	Storm Johnson	RB	Central Florida

2013			
No.	Player	Pos.	School
1 (2)	Luke Joeckel	OT	Texas A&M
2 (33)	Jonathan Cyprien	S	Florida International
3 (64)	Dwayne Gratz	CB	Connecticut
4 (101)	Ace Sanders	WR/PR	South Carolina
5 (135)	Denard Robinson	WR	Michigan
6 (169)	Josh Evans	S	Florida
7 (208)	Jeremy Harris	CB	New Mexico State
7 (210)	Demetrius McCray	CB	Appalachian State

DRAFT HISTORY

2012

No.	Player	Pos.	School
1 (5)	Justin Blackmon	WR	Oklahoma State
2 (38)	Andre Branch	DL	Clemson
3 (70)	Bryan Anger	P	California
5 (142)	Brandon Marshall	LB	Nevada
6 (176)	Mike Harris	CB	Florida State
7 (228)	Jeris Pendleton	DT	Ashland

2011

No.	Player	Pos.	School
1 (10)	Blaine Gabbert	QB	Missouri
3 (76)	Will Rackley	G/C	Lehigh
4 (114)	Cecil Shorts III	WR/RS	Mount Union
4 (121)	Chris Pronsinski	S	Wyoming
5 (147)	Rod Isaac	CB	Middle Tenn. State

2010

No.	Player	Pos.	School
1 (10)	Tyson Alualu	DT	California
3 (74)	D'Anthony Smith	DT	Louisiana Tech
5 (143)	Larry Hart	DE	Central Arkansas
5 (153)	Austen Lane	DE	Murray State
6 (180)	Deji Karim	RB/KR	Southern Illinois
6 (203)	Scotty McGee	RS/CB	James Madison

2009

No.	Player	Pos.	School
1 (8)	Eugene Monroe	OT	Virginia
2 (39)	Eben Britton	OT	Arizona
3 (72)	Terrance Knighton	DT	Temple
3 (73)	Derek Cox	CB	William & Mary
4 (107)	Mike Thomas	WR	Arizona
5 (144)	Jarett Dillard	WR	Rice
6 (180)	Zach Miller	TE	Nebraska-Omaha
7 (250)	Rashad Jennings	RB	Liberty
7 (253)	Tiquan Underwood	WR	Rutgers

2008

No.	Player	Pos.	School
1 (8)	Derrick Harvey	DE	Florida
2 (52)	Quentin Groves	DE	Auburn
5 (155)	Thomas Williams	LB	Southern California
5 (159)	Trae Williams	DB	South Florida
7 (213)	Chauncey Washington	RB	Southern California

2007

No.	Player	Pos.	School
1 (21)	Reggie Nelson	FS	Florida
2 (48)	Justin Durant	LB	Hampton
3 (79)	Mike Sims-Walker	WR	Central Florida
4 (101)	Adam Podlesh	P	Maryland
4 (113)	Brian Smith	DE	Missouri
5 (149)	Uche Nwaneri	G	Purdue
5 (150)	Josh Gattis	S	Wake Forest
5 (166)	Derek Landri	DT	Notre Dame
7 (229)	John Broussard	WR	San Jose State
7 (251)	Chad Nkang	LB	Elon
7 (252)	Andrew Carnahan	OT	Arizona State

2006

No.	Player	Pos.	School
1 (28)	Marcodes Lewis	TE	UCLA
2 (60)	Maurice Jones-Drew	RB/KR	UCLA
3 (80)	Clint Ingram	LB	Oklahoma
5 (160)	Brent Hawkins	LB	Illinois State
7 (213)	James Wyché	DE	Syracuse
7 (236)	Dee Webb	CB	Florida

2005

No.	Player	Pos.	School
1 (21)	Matt Jones	WR	Arkansas
2 (52)	Khalif Barnes	OT	Washington
3 (87)	Scott Starks	CB	Wisconsin
4 (127)	Alvin Pearson	RB	Virginia
5 (157)	Gerald Sensabaugh	S	North Carolina
6 (185)	Chad Owens	WR	Hawaii
6 (194)	Pat Thomas	LB	North Carolina State
7 (237)	Chris Roberson	CB	Eastern Michigan

2004

No.	Player	Pos.	School
1 (9)	Reggie Williams	WR	Washington
2 (39)	Daryl Smith	LB	Georgia Tech
2 (55)	Greg Jones	RB	Florida State
3 (86)	Jorge Cordova	LB	Nevada
4 (118)	Anthony Maddox	DT	Delta State
4 (120)	Ernest Wilford	WR	Virginia Tech
5 (137)	Josh Scobee	K	Louisiana Tech
5 (150)	Chris Thompson	CB	Nicholls State
5 (159)	Sean Bubin	OT	Illinois
7 (249)	Bobby McCray	DE	Florida

2003

No.	Player	Pos.	School
1 (7)	Byron Leftwich	QB	Marshall
2 (39)	Rashean Mathis	DB	Bethune-Cookman
3 (72)	Vince Manuwai	G	Hawaii
4 (104)	George Wrighster	TE	Oregon
4 (132)	LaBrandon Toefield	RB	Louisiana State
6 (176)	Brandon Green	DE	Rice
6 (179)	David Young	S	Georgia Southern
6 (193)	Marques Ogden	OT	Howard
7 (218)	Malaefou MacKenzie	FB	Southern California

2002

No.	Player	Pos.	School
1 (9)	John Henderson	DT	Tennessee
2 (40)	Mike Pearson	OT	Florida
3 (89)	Akin Ayodele	LB	Purdue
4 (108)	David Garrard	QB	East Carolina
4 (118)	Chris Luzar	TE	Virginia
6 (180)	Clenton Ballard	DT	Southwest Texas St.
7 (222)	Kendall Newson	WR	Middle Tenn. State
7 (247)	Steve Smith	CB	Oregon
7 (248)	Hayden Epstein	K	Michigan

2001

No.	Player	Pos.	School
1 (13)	Marcus Stroud	DT	Georgia
2 (43)	Maurice Williams	OT	Michigan
3 (73)	Eric Westmoreland	LB	Tennessee
3 (94)	James Boyd	S	Penn State
5 (142)	David Leaverton	P	Tennessee
6 (170)	Chad Ward	G	Washington
7 (213)	Anthony Denman	LB	Notre Dame
7 (233)	Marlon McCree	S	Kentucky
7 (235)	Richmond Flowers	WR	Tenn. Chattanooga

2000

No.	Player	Pos.	School
1 (29)	R. Jay Soward	WR	Southern California
2 (60)	Brad Meester	G/C	Northern Iowa
3 (92)	T.J. Slaughter	LB	Southern Miss.
4 (123)	Joe Chustz	OT	Louisiana Tech
5 (159)	Kiwaukee Thomas	CB	Georgia Southern
6 (196)	Emanuel Smith	WR	Arkansas
7 (236)	Erik Olson	S	Colorado State
7 (241)	Rob Meier	DE	Washington State

1999

No.	Player	Pos.	School
1 (26)	Fernando Bryant	CB	Alabama
2 (56)	Larry Smith	DT	Florida State
3 (88)	Anthony Cesario	G	Colorado State
4 (121)	Kevin Landolt	DT	West Virginia
5 (160)	Jason Craft	CB	Colorado State
6 (182)	Emarlos Leroy	DT	Georgia
7 (242)	Dee Moronkola	CB	Washington State
7 (246)	Chris White	DE	Southern

1998

No.	Player	Pos.	School
1 (9)	Fred Taylor	RB	Florida
1 (25)	Donovin Darius	S	Syracuse
2 (57)	Cordell Taylor	CB	Hampton
3 (86)	Jonathan Quinn	QB	Middle Tennessee
4 (101)	Tavian Banks	RB	Iowa

4 (118)	Harry Deligianis	DT	Youngstown State
5 (148)	John Wade	C	Marshall
6 (179)	Lamanzer Williams	DE	Minnesota
6 (182)	Kevin McLeod	FB	Auburn
7 (192)	Alvis Whitted	WR	North Carolina State
7 (214)	Brandon Tolbert	LB	Georgia

1997

No.	Player	Pos.	School
1 (21)	Renaldo Wynn	DT	Notre Dame
2 (50)	Mike Logan	S	West Virginia
3 (79)	James Hamilton	LB	North Carolina
4 (114)	Seth Payne	DE	Cornell
5 (147)	Damon Jones	TE	Southern Illinois
6 (184)	Daimon Shelton	FB	Sacramento State
7 (221)	Jon Hesse	LB	Nebraska

1996

No.	Player	Pos.	School
1 (2)	Kevin Hardy	LB	Illinois
2 (33)	Tony Brackens	DE	Texas
2 (60)	Michael Cheever	C	Georgia Tech
3 (63)	Aaron Beasley	CB	West Virginia
4 (110)	Reggie Barlow	WR	Alabama State
5 (146)	Jimmy Herndon	OT	Houston
6 (170)	John Fisher	S	Missouri Western
6 (185)	Chris Doering	WR	Florida
7 (227)	Clarence Jones	WR	Tennessee State
7 (228)	Gregory Spann	WR	Jackson State

1995

No.	Player	Pos.	School
1 (2)	Tony Boselli	OT	Southern California
1 (19)	James Stewart	RB	Tennessee
2 (40)	Brian DeMarco	OT	Michigan State
2 (64)	Bryan Schwartz	LB	Augustana (S.D.)
3 (71)	Chris Hudson	S	Colorado
4 (99)	Rob Johnson	B	Southern California
4 (123)	Mike Thompson	DT	Wisconsin
5 (169)	Ryan Christopherson	FB	Wyoming
6 (172)	Marcus Price	OT	Louisiana State
7 (219)	Curtis Marsh	WR	Utah

BOLD: Currently on Jaguars 90-man roster

1995 EXPANSION DRAFT

(February 15, 1995; alternated choices with Carolina)
 (Draft round, position, player, former team) 1. QB Steve Beuerlein, Arizona; 2. CB Corey Raymond, N.Y. Giants; 3. OT Jeff Novak, Miami; 4. DE John Duff, L.A. Raiders; 5. LB Keith Goganious, Buffalo; 6. LB Mark Williams, Green Bay; 7. CB Al Jackson, Philadelphia; 8. C/OG Mark Tucker, Arizona; 9. DT Paul Frase, N.Y. Jets; 10. G Tom Myslinski, Chicago; 11. WR Willie Jackson, Dallas; 12. DB Othello Henderson, New Orleans; 13. LB Santo Stephens, Cincinnati; 14. DB Darren Carrington, San Diego; 15. DB Michael Davis, Houston; 16. DB Dave Thomas, Dallas; 17. RB Mazio Royster, Tampa Bay; 18. FB Le'Shai Maston, Houston; 19. WR Charles Davenport, Pittsburgh; 20. S Monty Grow, Kansas City; 21. RB Marcus Wilson, Green Bay; 22. LB Brant Boyer, Miami; 23. S Harry Colon, Detroit; 24. TE Derek Brown, N.Y. Giants; 25. LB James Williams, New Orleans; 26. G Eugene Chung, New England; 27. RB Reggie Cobb, Green Bay; 28. WR Desmond Howard, Washington; 29. WR Kelvin Martin, Seattle; 30. WR Cedric Tillman, Denver; 31. DB Rogerick Green, Tampa Bay.

ALL-TIME TRADES

2017

- **March 10:** TE Julius Thomas to Miami for Miami's 7th (240)-round 2017 draft pick. Jaguars selected FB Marquez Williams.
- **March 10:** Jaguars' 7th-round 2018 draft pick to Miami for OT Branden Albert.
- **April 28:** Jaguars' 2nd (35)-round selection and 6th (187)-round selection to the Seattle Seahawks for the Seahawks' 2nd (34, OL Cam Robinson)-round selection. The Seahawks selected Malik McDowell with pick 35 and DB Mike Tyson with pick 187.

2016

- **April 29:** Jaguars' 2nd (38)-round selection and 5th (146)-round selection to the Baltimore Ravens for the Ravens' 2nd (36, LB Myles Jack)-round selection. The Ravens traded the 2nd (38)-round selection to the Dolphins who selected CB Xavien Howard. The Ravens selected LB Matt Judon with pick 146.

2015

- **March 9:** Jaguars' 4th (103)-round selection to New York Jets for New York Jets' 4th (104, S James Sample) and 7th (229, TE Ben Koyack)-round selections. The New York Jets selected QB Bryce Petty.
- **Aug. 31:** K Josh Scobee to Pittsburgh for Pittsburgh 6th (201st overall selection) round draft choice. Jaguars selected QB Brandon Allen.

2014

- **March 11:** QB Blaine Gabbert to San Francisco for San Francisco's 6th (205)-round 2014 draft pick and a conditional 2015 draft pick. Jaguars selected C Luke Bowanko in 2014 draft.
- **May 9:** Jaguars' 3rd (70) and 5th (150 from Detroit)-round selections to San Francisco for San Francisco's 2nd (61, WR Allen Robinson)-round selection. San Francisco selected C Marcus Martin and DE Aaron Lynch.
- **May 9:** Jaguars' 4th (105) and 6th (179)-round selections to New England for New England's 3rd (93, G Brandon Linder). New England selected C Bryan Stork and G Jon Halapio.

2013

- **April 28:** Jaguars' 4th (98)-round selection to Philadelphia for Philadelphia's 4th (101) and 7th (210)-round selections.
- **Aug. 30:** DT D'Anthony Smith to Seattle for conditional pick.
- **Oct. 2:** OT Eugene Monroe to Baltimore for Baltimore's 2014 4th and 5th-round selections.

2012

- **April 26:** Jaguars' 1st (7) and 4th (101)-round selections to Tampa Bay for Tampa Bay's 1st (5, WR Justin Blackmon) -round selection. Tampa Bay selected SS Mark Barron and traded pick 101 to Denver, who selected CB Omar Bolden.
- **Oct. 30:** WR Mike Thomas to Detroit for a 2014 5th round selection.

2011

- **April 28:** Jaguars' 1st (16) and 2nd (49)-round selections to Washington for Washington's 1st (10, QB Blaine Gabbert)-round selection. Washington selected DE Ryan Kerrigan with selection 16 and traded pick 49 to Indianapolis, who selected G Ben Ijalana.
- **April 29:** Jaguars' 3rd (80) and 6th (182)-round selections to San Francisco for San Francisco's 3rd (76, G Will Rackley)-round selection. San Francisco selected S Chris Culliver and WR Ronald Johnson.
- **Sept. 3:** A Jaguars conditional 2012 choice to New York Jets for S Dwight Lowery. Jets traded pick (214) to Indianapolis, who selected LB Tim Fugger.

2010

- **April 23:** DE Quentin Groves to Oakland for Dallas' 5th (158)-round selection. Jaguars later traded that selection to New Orleans for 2011 4th (121)-round selection.
- **April 23:** Jaguars' 4th (108)-round selection to Oakland for LB Kirk Morrison and New England's 5th (153, DE Austen Lane)-round selection. Oakland selected WR Jacoby Ford.
- **May 25:** Jaguars' 2011 7th (218)-round selection to Miami for G Justin Smiley. Miami later traded selection to Green Bay which selected TE Ryan Taylor.
- **Sept. 4:** S Reggie Nelson to Cincinnati for DB David Jones and a conditional 2012 draft pick. Jaguars selected DT Jeris Pendleton.
- **Oct. 18:** S Anthony Smith to Green Bay for a conditional 2011 draft pick.

2009

- **April 9:** DT Tony McDaniel to Miami for Miami's 7th (232)-round selection. Jaguars later traded pick 232 to New England.
- **April 26:** Jaguars traded Miami's 7th (232)-round selection and Jacksonville's 2010 2nd (44)-round selection to New England for Green Bay's 3rd (73, CB Derek Cox)-round selection. New England

selected WR Julian Edelman with pick 232.

- **June 30:** WR Dennis Northcutt to Detroit for S Gerald Alexander.
- **Sept. 6:** Jaguars' 2010 7th (217)-round selection to Tampa Bay for QB Luke McCown.

2008

- **Feb. 29:** Jaguars' 6th (193)-round selection to Minnesota for WR Troy Williamson. Minnesota selected WR Jaymar Johnson.
- **March 1:** DT Marcus Stroud to Buffalo for Baltimore's 3rd (71) and Chicago's 5th (143)-round selections. Buffalo later traded pick 71 back to Baltimore and pick 143 was traded to Dallas through Chicago.
- **April 26:** Jaguars' 1st (26), Baltimore's 3rd (71), and Jaguars' 3rd (89) and 4th (125)-round selections to Baltimore for Baltimore's 1st (8, DE Derrick Harvey)-round selection. Baltimore selected LB Tavares Gooden with pick 71 and traded picks 26, 89 and 173 to Houston for Houston's 1st (18)-round selection with which Baltimore selected QB Joe Flacco. Baltimore traded pick 125 to Oakland.
- **April 26:** Jaguars' 2nd (58), Seattle's 5th (158) and Jaguars' 2009 7th (217)-round selections to Tampa Bay for Tampa Bay's 2nd (52, DE Quentin Groves)-round selection. Tampa Bay selected WR Dexter Jackson with pick 58 and DB E.J. Biggers with 2009 pick 217, and traded pick 158 to Chicago.
- **April 27:** Jaguars traded Chicago's 5th (143)-round selection to Dallas for Cleveland's 5th (155, LB Thomas Williams) and Oakland's 7th (213, RB Chauncey Washington)-round selections. Dallas selected DB Orlando Scandrick.

2007

- **April 28:** Jaguars' 1st (17)-round selection to Denver for Denver's 1st (21, S Reggie Nelson), 3rd (86) and 6th (198)-round selections. Denver selected DE Jarvis Moss. Jaguars later traded pick 86 to Baltimore and 98 to Atlanta.
- **April 28:** Jaguars traded Denver's 3rd (86)-round selection to Baltimore for Detroit's 4th (101, P Adam Podlesh) and Baltimore's 5th (166, DT Derek Landri) and 6th (203)-round selections. Baltimore selected OT Marshall Yanda. Jacksonville later traded pick 203 to Atlanta.
- **April 29:** Jaguars' 6th (194)-round selection and Denver's 6th (198)-round selection and Baltimore's 6th (203)-round selection to Atlanta for Atlanta's 5th (149, G Uche Nwaneri)-round selection. Atlanta selected DB David Irons with pick 194, C Doug Datish with 198 and DB Daren Stone with 203.
- **Sept. 1:** RB Alvin Pearson and a 2008 7th (233)-round selection to Seattle for a 2008 5th (158)-round selection. Seattle selected RB Justin Forsett. Pick 158 later traded through Tampa Bay to Chicago who selected TE Kellen Davis.

2006

- **April 29:** Jaguars' 3rd (92) and 4th (125)-round selections to Dallas for Dallas' 3rd (80, LB Clint Ingram)-round selection. Dallas selected DE Jason Hatcher and KR Skyler Green.
- **April 30:** Jaguars 6th (198)-round selection to San Francisco for San Francisco's 7th (213, DE James Wyche) and Jacksonville's 7th (236, CB Dee Webb)-round selections. San Francisco selected DE Melvin Oliver.

2005

- **April 24:** Jaguars' 4th (123)-round selection to New York Jets for Jets' 4th (127, RB Alvin Pearson) and Dallas' 6th (185, WR Chad Owens)-round selections. Jets selected DB Kerry Rhodes.
- **Aug. 26:** PK Seth Marler to Dallas for a 2006 6th (187, KR Chad Owens)-round selection.
- **Oct. 6:** Jaguars' 2006 7th (236)-round selection to San Francisco for LB Jamie Winborn.

2004

- **March 3:** QB Mark Brunell to Washington for Washington's 3rd (72)-round selection. Jacksonville later traded pick to Green Bay who selected DT Donnell Washington.
- **April 8:** DB Jason Craft to New Orleans for New Orleans' 5th (150, DB Chris Thompson)-round selection.
- **April 24:** Jaguars' 3rd (70)-round and 4th (102)-round selections to Green Bay for Green Bay's 2nd (55, RB Greg Jones)-round selection. Green Bay selected DB Joey Thomas and traded pick 102 to Miami who selected DB Will Poole.
- **April 24:** Jaguars traded Washington's 3rd (72)-round selection to Green Bay for Green Bay's 3rd (86, LB Jorge Cordova) and 4th (118, DT Anthony Maddox)-round selections. Green Bay selected DT Donnell Washington.
- **April 25:** WR Kevin Johnson to Baltimore for Baltimore's 4th (120, WR Ernest Wilford)-round selection.
- **April 25:** Jaguars' 6th (175) and 7th (210)-round selections to Houston for Tennessee's 5th (159, OT Sean Babin)-round selection.

Houston selected DB Jammal Lord and LB Raheem Orr.

2003

- **April 27:** Jaguars' 5th (143)-round selection to Chicago for Chicago's 6th (176, DE Brandon Green), New England's 6th (193, OT Marques Ogden) and Chicago's 7th (218, RB Malaefou Mackenzie)-round selections. Chicago selected WR Justin Gage.
- **Aug. 26:** Jaguars traded a 2004 conditional selection to Baltimore for DB Anthony Mitchell.

2002

- **April 20:** Jaguars' 3rd (76)-round selection to Cleveland for LB Wali Rainer and Cleveland's 3rd (79)-round selection. Cleveland selected C Melvin Fowler.
- **April 20:** Jaguars traded Cleveland's 3rd (79)-round selection to Washington for Oakland's 3rd (89, LB Akin Ayodele)-round selection and Washington's 4th (118, TE Chris Luzar)-round selection. Washington selected DB Rashad Bauman.
- **June 20:** Jaguars' 2003 7th (222)-round selection to Seattle for DB Ike Charlton. Seattle selected PK Josh Brown.

2001

- **April 22:** Jaguars' 2002 5th (144)-round selection to New England for New England's 6th (170, G Chad Ward)-round selection. New England traded the pick to Denver, who selected WR Herb Haygood.

2000

- **Aug. 16:** Jaguars' 2001 4th (108)-round selection to Kansas City for G Brendan Stai.

1999

- **April 18:** Jaguars' 6th (195) and 7th (233)-round selections to Tampa Bay for Tampa Bay's 6th (182, DT Emarlos Leroy)-round selection. Tampa Bay selected RB Lamarr Green and RB Autry Denson.
- **Sept. 5:** DB Cordell Taylor to Seattle for a 2000 conditional selection.
- **Oct. 19:** Jaguars' 2001 6th (174)-round selection to Tampa Bay for DE Regan Upshaw. Tampa Bay selected RB Jameel Cook.

1998

- **Feb. 13:** QB Rob Johnson to Buffalo for Buffalo's 1st (9, RB Fred Taylor) and 4th (101, RB Tavian Banks)-round selections.

1997

- **Aug. 24:** DE Paul Frase to Green Bay for Green Bay's 1998 6th (182, RB Kevin McLeod)-round selection.
- **Aug. 24:** OT Jimmy Herndon to Chicago for Chicago's 1998 7th (192, WR Alvis Whitted)-round selection.

1996

- **April 20:** Jaguars' 3rd (79), 4th (113), 5th (134) and 5th (150)-round selections to Miami for Miami's 2nd (60, C Michael Cheever) and 4th (99)-round selections.
- **April 21:** Jaguars traded Miami's 4th (99)-round selection to Seattle for Seattle's 4th (110, WR Reggie Barlow) and 5th (146, OT Jimmy Herndon)-round selections.
- **May 31:** DB Corey Raymond to Detroit for TE Ty Hallock.
- **Aug. 26:** Jaguars' 2007 7th (211)-round selection to Pittsburgh for TE Craig Keith. Pittsburgh traded pick to Kansas City, who selected C Ben Lynch.
- **Aug. 27:** WR Mike Williams to Miami for TE Pete Mitchell.

1995

- **April 21:** Jaguars' 3rd (66) and 5th (170)-round selections to Green Bay for QB Mark Brunell. Green Bay selected RB William Henderson and RB Travis Jervey.
- **April 22:** Jaguars' 1st (31) supplemental, 3rd (97) supplemental, 4th (134) supplemental, and 1996 4th (113)-round supplemental selections to Kansas City for Kansas City's 1st (19, RB James Stewart)-round selection. Kansas City selected OT Trezelle Jenkins, LB Troy Dumas and QB Steve Stenstrom.
- **April 22:** Jaguars' 2nd (33)-round selection to New York Jets for Jets' 2nd (40, OL Brian DeMarco) and 3rd (71, DB Chris Hudson)-round selections. The Jets selected OT Matt O'Dwyer.
- **April 23:** Jaguars' 5th (136)-round selection and a 1996 6th (186)-round selection to Cleveland for Cleveland's 4th (123, DT Mike Thompson)-round selection. Cleveland selected DT Tau Pupua with pick 136, and Baltimore selected WR James Roe with 1996 pick 186.
- **April 23:** Jaguars' 6th (208) supplemental, 7th (210) and 7th (248) supplemental selections to Philadelphia for Philadelphia's 5th (169, RB Ryan Christophers) and 7th (219, WR Curtis Marsh)-round selections. Philadelphia selected RB Fred McCrary, RB Kevin Bouie, and OT Howard Smothers.

FREE AGENCY HISTORY

2017

PLAYERS SIGNED (9)

Player	Position	Date Signed	Previous Team
A.J. Bouye	CB	March 10	Houston
Calais Campbell	DL	March 10	Arizona
Barry Church	S	March 10	Dallas
Lerentee McCray	DE	March 10	Buffalo
Stefan Charles	DT	March 11	Detroit
Audie Cole	LB	March 11	Minnesota
Earl Watford	OL	March 11	Arizona
Josh McNary	LB	March 16	Indianapolis
Mychal Rivera	TE	March 23	Oakland

PLAYERS LOST (7)

Player	Position	Date Signed	New Team
Jonathan Cyprien	S	March 9	Tennessee
Luke Joeke	OT	March 9	Seattle
Prince Amukamara	CB	March 10	Chicago
Kelvin Beachum	OT	March 10	New York Jets
Joe Banyard	RB	March 17	Buffalo
Jordan Hill	DL	March 20	Detroit
Tyson Alualu	DT	March 21	Pittsburgh

2016

PLAYERS SIGNED (7)

Player	Position	Date Signed	Previous Team
Tashaun Gipson	S	March 10	Cleveland
Chris Ivory	RB	March 10	N.Y. Jets
Malik Jackson	DL	March 10	Denver
Brad Nortman	P	March 10	Carolina
Prince Amukamara	CB	March 11	N.Y. Giants
Mackenzey Bernadeau	OL	March 11	Dallas
Kelvin Beachum	OT	March 16	Pittsburgh

PLAYERS LOST (5)

Player	Position	Date Signed	New Team
Andre Branch	DE	March 16	Miami
Stefen Wisniewski	C	April 4	Philadelphia
Clay Harbor	TE	April 4	New England
Bryan Anger	P	March 23	Tampa Bay
Sam Young	T	March 9	Miami
Chris Clemons	DE	April 1	Seattle

2015

PLAYERS SIGNED (8)

Player	Position	Date Signed	Previous Team
Sergio Brown	S	March 11	Indianapolis
Davon House	CB	March 11	Green Bay
Jared Odrick	DL	March 11	Miami
Jermey Parnell	OT	March 11	Dallas
Dan Skuta	LB	March 11	San Francisco
Julius Thomas	TE	March 11	Denver
Bryan Walters	WR	March 13	Seattle
Stefen Wisniewski	C	April 18	Oakland

PLAYERS LOST (7)

Player	Position	Date Signed	New Team
J.T. Thomas III	LB	March 10	N.Y. Giants
Teddy Williams	CB	March 12	Carolina
Cecil Shorts III	WR	March 16	Houston
Alan Ball	CB	March 27	Chicago
Jordan Todman	RB	March 30	Carolina
Jacques McClendon	G	April 22	Miami
Sherrod Martin	S	June 17	Chicago

2014

PLAYERS SIGNED (6)

Player	Position	Date Signed	Previous Team
Toby Gerhart	RB	March 11	Minnesota
Zane Beadles	G	March 12	Denver
Dekoda Watson	LB	March 12	Tampa Bay
Chris Clemons	DE	March 13	Seattle
Ziggy Hood	DT	March 13	Pittsburgh
Tandon Doss	WR	March 18	Baltimore

PLAYERS LOST (5)

Player	Position	Date Signed	New Team
Taylor Price	WR	March 13	Seattle
Maurice Jones-Drew	RB	March 28	Oakland
Allen Reisner	TE	April 15	Minnesota
Kyle Love	DT	May 20	Kansas City
Bradon Deaderick	DT	June 3	New Orleans

2013

PLAYERS SIGNED (7)

Player	Position	Date Signed	Previous Team
Geno Hayes	LB	March 13	Chicago
Alan Ball	DB	March 15	Houston
Justin Forsett	RB	March 15	Houston
Roy Miller III	DT	March 15	Tampa Bay
Sen'Derrick Marks	DT	April 2	Tennessee
Mohamed Massaquoi	WR	April 8	Cleveland
Marcus Trufant	CB	May 7	Seattle

PLAYERS LOST (6)

Player	Position	Date Signed	New Team
Derek Cox	CB	March 13	San Diego
Terrance Knighton	DT	March 13	Denver
Greg Jones	FB	March 27	Houston
Rashad Jennings	RB	April 11	Oakland
Eben Britton	OL	April 16	Chicago
Jalen Parmelee	RB	May 8	Tennessee

2012

PLAYERS SIGNED (5)

Player	Position	Date Signed	Previous Team
Chad Henne	QB	March 15	Miami
Laurent Robinson	WR	March 15	Dallas
Aaron Ross	DB	March 21	N.Y. Giants
Naufahu Tahī	FB	May 7	Minnesota
Reggie Corner	CB	June 20	Buffalo

PLAYERS LOST (1)

Player	Position	Date Signed	New Team
Luke McCown	QB	June 7	New Orleans

2011

PLAYERS SIGNED (10)

Player	Position	Date Signed	Previous Team
Paul Posluszny	LB	July 29	Buffalo
Clint Session	LB	July 29	Indianapolis
Jason Spitz	G/C	July 29	Green Bay
Drew Coleman	DB	July 30	N.Y. Jets
Dawan Landry	S	July 30	Baltimore
Matt Turk	P	July 31	Houston
Tony Moll	G/T	Aug. 10	Baltimore
Matt Roth	DE	Aug. 12	Cleveland
Gerris Wilkinson	LB	Aug. 13	N.Y. Giants
Joey Haynos	TE	Aug. 21	Miami

PLAYERS LOST (6)

Player	Position	Date Signed	New Team
Sean Considine	S	July 29	Carolina
Justin Durant	LB	July 29	Detroit
Adam Podlesh	P	July 29	Chicago
Mike Sims-Walker	WR	July 29	St. Louis
Trent Edwards	QB	July 30	Oakland
Kirk Morrison	LB	Aug. 26	Buffalo

FREE AGENCY HISTORY

2010

PLAYERS SIGNED (3)

Player	Position	Date Signed	Previous Team
Kassim Osgood	WR	March 6	San Diego
Aaron Kampman	DE	March 7	Green Bay
Freddy Keiaho	LB	Aug. 26	Indianapolis

PLAYERS LOST (1)

Player	Position	Date Signed	New Team
Clint Ingram	LB	May 19	New Orleans

2009

PLAYERS SIGNED (2)

Player	Position	Date Signed	Previous Team
Sean Considine	S	Feb. 27	Philadelphia
Tra Thomas	OT	March 9	Philadelphia

PLAYERS LOST (4)

Player	Position	Date Signed	New Team
Mike Peterson	LB	March 10	Atlanta
Gerald Sensabaugh	S	March 10	Dallas
Khalif Barnes	OT	March 14	Oakland
Pierson Prioleau	S	March 26	New Orleans

2008

PLAYERS SIGNED (5)

Player	Position	Date Signed	Previous Team
Cleo Lemon	QB	Feb. 29	Miami
Jerry Porter	WR	Feb. 29	Oakland
Drayton Florence	CB	March 1	San Diego
Jimmy Kennedy	DT	March 5	Chicago
Pierson Prioleau	S	April 29	Washington

PLAYERS LOST (8)

Player	Position	Date Signed	New Team
Ernest Wilford	WR	March 1	Miami
Sammy Knight	S	March 4	N.Y. Giants
LaBrandon Toefield	RB	March 10	Carolina
Bobby McCray	DE	March 11	New Orleans
Quinn Gray	QB	March 24	Houston
Shantee Orr	LB	March 24	Cleveland
Aaron Glenn	CB	April 7	New Orleans
Terry Cousin	S	May 23	Cleveland

2007

PLAYERS SIGNED (2)

Player	Position	Date Signed	Previous Team
Tony Pashos	OT	March 2	Baltimore
Dennis Northcutt	WR	March 5	Cleveland

PLAYERS LOST (3)

Player	Position	Date Signed	New Team
Kyle Brady	TE	March 3	New England
Deon Grant	S	March 9	Seattle
Cortez Hankton	WR	April 17	Minnesota

2006

PLAYERS SIGNED (5)

Player	Position	Date Signed	Previous Team
Brian Williams	CB	March 11	Minnesota
Stockar McDougle	OT	March 16	Miami
Nick Greisen	LB	April 28	N.Y. Giants
Randy Hymes	WR	May 18	Baltimore
Troy Edwards	WR	May 19	Detroit

PLAYERS LOST (6)

Player	Position	Date Signed	New Team
Akin Ayodele	LB	March 13	Dallas
Jamie Winborn	LB	April 3	Tampa Bay
Kenny Wright	CB	April 3	Washington
Deke Cooper	S	April 5	Miami
Mike Pearson	OT	April 29	Miami
Ephraim Salaam	OT	May 1	Houston

2005

PLAYERS SIGNED (3)

Player	Position	Date Signed	Previous Team
Reggie Hayward	DE	March 2	Denver
Kenny Wright	CB	March 31	Houston
Tony Williams	DT	April 6	Cincinnati

PLAYERS LOST (1)

Player	Position	Date Signed	New Team
Bob Whitfield	OT	May 4	N.Y. Giants

2004

PLAYERS SIGNED (8)

Player	Position	Date Signed	Previous Team
Todd Yoder	TE	March 5	Tampa Bay
Tommy Hendricks	LB	March 8	Miami
Mike Compton	OT	March 9	New England
Lewis Sanders	DB	March 9	Cleveland
Deon Grant	S	March 10	Carolina
Juran Bolden	CB	March 24	Atlanta
Greg Favors	LB	March 24	Carolina
Doug Johnson	QB	April 28	Atlanta

PLAYERS LOST (4)

Player	Position	Date Signed	New Team
Leander Jordan	OT	March 4	San Diego
Fernando Bryant	CB	March 5	Detroit
Danny Clark	LB	March 12	Oakland
Jamar Nesbit	G/C	March 29	New Orleans

2003

PLAYERS SIGNED (4)

Player	Position	Date Signed	Previous Team
Mike Peterson	LB	March 13	Indianapolis
Keith Mitchell	LB	March 14	Houston
Hugh Douglas	DE	March 15	Philadelphia
Marc Edwards	FB	March 15	New England

PLAYERS LOST (7)

Player	Position	Date Signed	New Team
Zach Wiegert	OT	March 3	Houston
Patrick Johnson	WR	March 11	Washington
John Wade	C	March 12	Tampa Bay
Bobby Shaw	WR	March 18	Buffalo
Todd Fordham	OL	March 20	Pittsburgh
Wali Rainer	LB	April 7	Detroit
Stacey Mack	RB	April 8	Houston

2002

PLAYERS SIGNED (4)

Player	Position	Date Signed	Previous Team
Patrick Johnson	WR	March 18	Baltimore
Bobby Shaw	WR	April 3	Pittsburgh
Chris Naeole	G	April 5	New Orleans
Detron Smith	FB	April 8	Denver

PLAYERS LOST (5)

Player	Position	Date Signed	New Team
Renaldo Wynn	DE	March 28	Washington
Mike Hollis	K	April 9	Buffalo
Jeff Posey	LB	April 18	Houston
Sean Dawkins	WR	April 28	Minnesota
Jonathan Quinn	QB	May 1	Kansas City

2001

PLAYERS SIGNED (0)

None

PLAYERS LOST (4)

Player	Position	Date Signed	New Team
Mike Logan	S	April 2	Pittsburgh
Bryan Barker	P	April 12	Washington
Todd Fordham	OL	April 17	Denver
Daimon Shelton	FB	May 23	Chicago

FREE AGENCY HISTORY

2000

PLAYERS SIGNED (2)

Player	Position	Date Signed	New Team
Jamie Martin	QB	Feb. 22	Cleveland
Hardy Nickerson	LB	Feb. 22	Tampa Bay

PLAYERS LOST (7)

Player	Position	Date Signed	New Team
James Stewart	RB	Feb. 15	Detroit
Jay Fiedler	QB	Feb. 22	Miami
Rich Tylski	G	Feb. 29	Pittsburgh
Regan Upshaw	DE	March 1	Oakland
Joe Patton	OT	March 16	San Diego
Dave Thomas	CB	April 7	N.Y. Giants
Ben Coleman	OL	June 15	San Diego

1999

PLAYERS SIGNED (3)

Player	Position	Date Signed	New Team
Gary Walker	DT	Feb. 12	Tennessee
Carnell Lake	S	Feb. 13	Pittsburgh
Kyle Brady*	TE	Feb. 16	N.Y. Jets

* Transition player

PLAYERS LOST (9)

Player	Position	Date Signed	New Team
Zack Crockett	FB	March 16	Oakland
Fernando Smith	DE	March 19	Baltimore
Pete Mitchell	TE	March 24	N.Y. Giants
John Jurkovic	DT	March 26	Cleveland
Brian DeMarco	OL	April 2	Cincinnati
Travis Davis	S	April 19	Pittsburgh
Troy Sadowski	TE	April 21	Washington
Chris Hudson	S	April 22	Chicago
Kelvin Pritchett	DT	April 27	Detroit

1998

PLAYERS SIGNED (2)

Player	Position	Date Signed	New Team
Bryce Paup	LB	Feb. 16	Buffalo
Quentin Neujahr	C	March 3	Baltimore

* Restricted free agent

PLAYERS LOST (6)

Player	Position	Date Signed	New Team
Ty Hallock	FB	Feb. 16	Chicago
Natrone Means	RB	March 6	San Diego
Derek Brown	TE	May 13	Oakland
Dave Widell	C	May 13	Atlanta
Esera Tuaolo	DT	May 14	Atlanta
Randy Jordan	RB	June 2	Oakland

1997

PLAYERS SIGNED (1)

Player	Position	Date Signed	New Team
Deon Figures	CB	March 5	Pittsburgh

PLAYERS LOST (1)

Player	Position	Date Signed	New Team
Ernie Logan	DE	March 20	N.Y. Jets

1996

PLAYERS SIGNED (5)

Player	Position	Date Signed	New Team
Leon Searcy	OT	Feb. 18	Pittsburgh
Eddie Robinson	LB	March 1	Houston
Keenan McCardell	WR	March 2	Baltimore
Todd Philcox	QB	April 11	Tampa Bay
John Jurkovic	DT	April 13	Green Bay

PLAYERS LOST (5)

Player	Position	Date Signed	New Team
Eugene Chung	G	March 20	San Francisco
Steve Beuerlein	QB	April 3	Carolina
Darren Carrington	S	April 22	Oakland
Desmond Howard	WR	July 12	Green Bay Tom
Myslinski	G	April 24	Pittsburgh

1995

PLAYERS SIGNED (12)

Player	Position	Date Signed	New Team
Shawn Bouwens	G	Feb. 28	Detroit
Don Davey	DT	Feb. 28	Green Bay
Joel Smeenge	DE	Feb. 28	New Orleans
Vinnie Clark	CB	March 3	New Orleans
Bryan Barker	P	March 7	Philadelphia
Kelvin Pritchett	DT	March 11	Detroit
Jeff Lageman	DE	March 14	N.Y. Jets
Mickey Washington	CB	March 14	Buffalo
Dave Widell	C	March 15	Denver
Mike Dumas	S	April 24	Buffalo
Mike Williams	WR	May 4	Miami
Ernest Givins	WR	June 2	Houston

FREE AGENTS BY POSITION

Dating back to their inaugural season in 1995, the Jaguars have signed 103 free agents. Jacksonville has brought on 25 defensive backs, 21 defensive linemen, 16 offensive linemen, 17 linebackers, 14 wide receivers, six running backs, five quarterbacks, five tight ends and three kicker/punters through free agency in its 22-season history.

POSITIONAL BREAKDOWN Jaguars free agents (1995-2017)

Position	Total
Quarterback.....	5
Running Back.....	6
Wide Receiver.....	14
Tight End.....	5
Offensive Line.....	16
Defensive Line.....	21
Linebacker.....	17
Defensive Back.....	25
Kicker/Punter.....	3

CALDWELL'S CALL

Since **David Caldwell** was named Jacksonville's general manager in 2013, the Jaguars have signed six defensive linemen, six defensive backs, four offensive linemen, three running backs, three wide receivers, three linebackers, one tight end and one specialist through free agency. The eight players signed by Jacksonville in 2015 combined to average 14.3 games played (114 total) and 10.5 games started (84) in their first season with the team.

POSITIONAL BREAKDOWN Jaguars free agents acquired (2013-17)

Position	Total
Running Back.....	3
Wide Receiver.....	3
Tight End.....	2
Offensive Line.....	5
Defensive Line.....	9
Linebacker.....	5
Defensive Back.....	8
Kicker/Punter.....	1

ALL-TIME ALPHABETICAL ROSTER

I
 Ingram, Clint LB Oklahoma 2006-09
 Ingram, Steve G/OT Maryland 1999
 Inzer, Drew C/G Brown 2002
 Irvin, Corvey DT Georgia 2011
 Issac, Rod DD Middle Tenn. St. 2011
 Ivory, Chris RB Tiffin 2016
 Iwuh, Brian LB Colorado 2006-09

J
 Jack, Myles LB UCLA 2016
 Jackson, Chevis CB Louisiana State 2010
 Jackson, Grady DT Knoxville 2007
 Jackson, Jerrell WR Missouri 2012
 Jackson, Lenzie WR Arizona State 1999
 Jackson, Malik DL Tennessee 2016
 Jackson, Willie WR Florida 1995-97
 Jacobs, Nic TE McNeese State 2014-15
 James, William CB Western Illinois 2008
 Janes, Ron FB Missouri 1998
 Jennings, Rashad RB Liberty 2009-10,12
 Jensen, Marcel TE Fresno State 2014
 Joeckel, Luke OT Texas A&M 2013-16
 Johnson, Anthony RB Notre Dame 2000
 Johnson, James-Michael LB Nevada 2015
 Johnson, Josh CB Purdue 2016
 Johnson, Kevin WR Syracuse 2003
 Johnson, Patrick WR Oregon 2002
 Johnson, Rob QB Southern Cal. 1995-97
 Johnson, Storm RB Central Florida 2014
 Johnson, Tommy CB Alabama 1995
 Jones, Abry DT Georgia 2013-16
 Jones, Brian TE Arkansas-Pine Bluff 2004-05
 Jones, Damon TE Southern Illinois 1997-2001
 Jones, David CB Wingate 2010-11
 Jones, George RB San Diego State 1998
 Jones, Greg FB/RB Florida State 2004-12
 Jones III, Greg LB Michigan State 2012
 Jones, Matt WR Arkansas 2005-08
 Jones-Drew, Maurice RB UCLA 2006-13
 Jordan, Leander G/OT Indiana (Pa.) 2002
 Jordan, Randy RB North Carolina 1995-97
 Joseph, Elvis RB Southern 2001-02
 Jurkovic, John DT Eastern Illinois 1996-98

K
 Kadela, Dave OT Virginia Tech 2002
 Kampman, Aaron DE Iowa 2010
 Karim, Deji RB/KR Southern Illinois 2010-11
 Keith, Craig TE Lenoir-Rhyne 1995
 Kennedy, Jimmy DT Penn State 2008
 King, Tavarres WR Georgia 2014
 Kirlaw, Jammie DE Indiana 2011
 Knight, Sammy S Southern Cal. 2007
 Knighton, Terrance DT Temple 2009-12
 Knox, Kyle LB Fresno State 2013
 Koch, Aaron G/OT Oregon State 2000-02
 Kopp, Jeff LB Southern Cal. 1996-98
 Koyack, Ben TE Notre Dame 2016

L
 Lageman, Jeff DE Virginia 1995-98
 Lake, Carnell S UCLA 1999-2000
 Landolt, Kevin DT West Virginia 1999
 Landri, Derek DT Notre Dame 2007-09
 Landry, Dawan S Georgia Tech 2011-12
 Lane, Austen DE Murray State 2010-12
 Laro, Gordon TE Boston College 1995
 Ledford, Dwayne G East Carolina 2000
 Lee, Marqise WR Southern California 2014-16
 Leftwich, Byron QB Marshall 2003-06
 Lemon, Cleo QB Arkansas State 2008
 Leonard, Matt DT Stanford 2003
 Leroy, Emarlos DT Georgia 1999-2000
 Lewis, Jermaine WR/KR Maryland 2003-04
 Lewis, Mercedes TE UCLA 2006-16
 Lewis, Patrick C Texas A&M 2013
 Linder, Brandon C Miami 2014-16
 Lindsey, Steve PK Mississippi 1999-2000
 Lockley, Mike LB Florida Atlantic 2011
 Lockett, Kevin WR Kansas State 2002
 Logan, Ernie DE East Carolina 1995-96
 Logan, Mike S West Virginia 1997-2000
 Loston, Craig S Louisiana State 2014-15
 Lotulelei, John LB Nevada-Las Vegas 2013,15
 Love, Kyle DT Mississippi State 2013
 Lowe, Omari CB Washington 2008
 Lowe, Reggie LB Troy State 1998
 Lowery, Dwight DB San Jose State 2011-13
 Lowry, Calvin S Penn State 2008
 Luzar, Chris TE Virginia 2002-03

M
 Mack, Stacey RB Temple 1999-2002
 Mackenzie, Malaeofe FB Southern Cal. 2003
 Maddox, Anthony DT Delta State 2004-05
 Manning, Roy LB Michigan 2007
 Manuwai, Vince G Hawaii 2003-10

Marks, Sen'Derrick DT Auburn 2013-16
 Marler, Seth PK Tulane 2003
 Marsh, Curtis WR Utah 1995-96
 Marshall, Brandon LB Nevada 2012
 Marshall, Nick CB Auburn 2015
 Martin, Jamie QB Weber State 1998, 2000
 Martin, Sherrod S Troy 2014
 Marts, Lonnie LB Tulane 1999-2000
 Mason, Eddie LB North Carolina 1998
 Mason, Michael DE Kentucky State 2000
 Massey, Robert CB NC Central 1996
 Maston, Le'Shai FB Baylor 1995-96
 Mathis, Rashean CB/S Bethune-Cookman 2003-12
 Matthews, John WR San Diego 2010
 Matthews, Steve QB Memphis 1997
 Mayfield, Corey DT Oklahoma 1995
 McBath, Darcel S Texas Tech 2011
 McBride, Trumaine CB Mississippi 2011
 McCardell, Keenan WR Nevada-Las Vegas 1996-2001
 McClain, Jimmy LB Troy State 2004
 McClendon, Jacques OL Tennessee 2013-14
 McCown, Luke QB Louisiana Tech 2009-11
 McCoy, Chris DE Middle Tennessee 2013
 McCray, Bobby DE Florida 2004-07
 McCray, Demetrius CB Appalachian State 2013-15
 McCree, Marlon S Kentucky 2001-03
 McDaniel, Tony DT Tennessee 2006-08
 McDougle, Stockar G Oklahoma 2006-07
 McElmurry, Blaine S Montana 1998-99
 McGee, Scotty RS/CB James Madison 2010
 McManus, Tom LB Boston College 1995-99
 McQuistan, Paul OL Weber State 2009
 Means, Natrone RB North Carolina 1996-97
 Meester, Brad C/G Northern Iowa 2000-13
 Meier, Rob DL Washington State 2000-09
 Middleton, William CB Furman 2009-12
 Miller, Bronzell DE Utah 1995
 Miller, Craig S Utah State 2000
 Miller, Drew C/G Florida 2008
 Miller, Jim QB Michigan State 1997
 Miller, Jordan DT Southern 2013
 Miller, Roy DT Texas 2013-16
 Miller, Zach TE Nebraska-Omaha 2009-11
 Mills, Javor DE Auburn 2002
 Mincey, Jeremy DE Florida 2006-08, 2010-13
 Mitchell, Anthony S Tuskegee 2003
 Mitchell, Keith S Texas A&M 2003
 Mitchell, Pete TE Boston College 1995-98, 2002
 Molden, Antwaun CB Eastern Kentucky 2012
 Monroe, Eugene OT Virginia 2009-13
 Moore, Will WR Texas Southern 1997-98
 Moreau, Frank LB Louisville 2001
 Moreland, Earthwind CB Georgia Southern 2001
 Morgan, Aaron DE Louisiana-Monroe 2010, 2012
 Morrison, Kirk LB San Diego State 2010
 Mosley, C.J. DT Missouri 2010-12
 Murphy, Richard RB Louisiana State 2012
 Myers, Jason K Marist 2015-16
 Myslinski, Tom G Tennessee 1995

N
 Naeole, Chris G Colorado 2002-08
 Navarre, Jeremy DE Maryland 2009
 Nelson, Reggie OT McNeese State 2000
 Nelson, Reggie S Florida 2007-09
 Nesbit, Jamar G South Carolina 2003
 Neufeld, Ryan TE UCLA 2000
 Neujahr, Quentin C Kansas State 1998-2000
 Nevis, Drake DT Louisiana State 2013
 Newsome, Jamar WR Central Florida 2011
 Newton, Cecil C Tennessee State 2009
 Ngakoue, Yannick DE Maryland 2016
 Nickerson, Hardy MLB California 2000-01
 Nkang, Chad S Elon 2007-08
 Noble, Danny TE Toledo 2013
 Nori, Mark OG Boston College 1997-98
 Norman, Dennis C Princeton 2004-08
 Norris, Slade LB Oregon State 2010
 Northcutt, Dennis WR Arizona 2007-08
 Nortman, Brad P Wisconsin 2016
 Novak, Jeff G/OT Southwest Texas St. 1995-98
 Nowak, Drew OL Western Michigan 2013
 Nwaneri, Uche G Purdue 2007-13

O
 Odrick, Jared DL Penn State 2015-16
 Ogden, Marques OL Howard 2003
 Olson, Erik S Colorado State 2000
 Omameh, Patrick OL Michigan 2016
 Orr, Shantee LB Michigan 2007
 Onobun, Fendi TE Houston 2011
 Osgood, Kassim WR San Diego State 2010-11
 Owens, Chad WR/KR Hawaii 2005-07
 Owens, Montell FB Maine 2006-11
 Owusu-Ansah, Akwasi S Indiana (Pa.) 2011

P
 Palmer, Jordan QB Texas-El Paso 2012

Palmer, Tobais WR North Carolina State 2013
 Parker, Chris RB Marshall 1997
 Parker, Ricky CB San Diego State 1997
 Parmele, Jalen RB Toledo 2012
 Parnell, Jermy OT Mississippi 2015-16
 Pashos, Tony OT Illinois 2007-08
 Pasztor, Austin G Virginia 2012-14
 Patterson, Elton DE Central Florida 2004
 Paup, Bryce LB Northern Iowa 1998-99
 Payne, Seth DT Cornell 1997-2001
 Pearson, Alvin RB Virginia 2005-06, 2008
 Pearson, Mike OT Florida 2002-05
 Pelshak, Troy LB North Carolina A&T 2000
 Pendleton, Jeris DT Ashland 2012
 Perryman, Ray S Northern Arizona 2003-04
 Peterson, Greg DT NC Central 2009
 Peterson, Mike LB Florida 2003-08
 Pettway, Kenny DE Grambling State 2006-07
 Philcox, Todd QB Syracuse 1996
 Pierce, Bernard RB Temple 2015
 Podlesh, Adam P Maryland 2007-10
 Porter, Jerry WR West Virginia 2008
 Porter, Sean LB Texas A&M 2016
 Posluszny, Paul LB Penn State 2011-16
 Posey, Jeff LB Southern Mississippi 2001
 Potter, Zach TE Nebraska 2009-12
 Poutasi, Jeremiah OL Utah 2016
 Price, Taylor WR Ohio 2011
 Prince, Ryan TE Weber State 2001
 Prioleau, Pierson S Virginia Tech 2008
 Pritchett, Kelvin DT Mississippi 1995-98
 Prosinski, Chris S Wyoming 2011-14
 Pullard III, Hayes LB Southern California 2015-16

Q
 Quinn, Jonathan QB Middle Tenn. State 1998-2001

R
 Rackley, Will G/C Lehigh 2011, 2013
 Rainer, Wali MLB Virginia 2002
 Ramsey, Jalen CB Florida State 2016
 Ramsey, Patrick QB Tulane 2010
 Ransom, Derrick DT Cincinnati 2004
 Redmond, Jimmy WR McNeese State 2002-03
 Reed, Chris OL Minnesota State 2016
 Reinsner, Allen TE Iowa 2013
 Reyes, Tutan G Mississippi 2007-08
 Reynolds, LaRoy LB Virginia 2013-15
 Richardson, David CB Cal Poly-SLO 2004-06
 Richie, David DE Washington 2000
 Rivers, Gerald DE Mississippi 2013
 Rison, Andre WR Michigan State 1996
 Roberson, Chris CB Eastern Michigan 2005
 Roberson, James DE Florida State 1999
 Robinson, Allen WR Penn State 2014-16
 Robinson, Denard RB Michigan 2013-16
 Robinson, Eddie LB Alabama State 1996-97
 Robinson, Laurent WR Illinois State 2012
 Robinson, Roderick QB Arkansas-Pine Bluff 2001
 Rodgers, Stefan OT Lambuth 2008
 Romberg, Brett C Miami (Fla.) 2003-05
 Ross, Aaron CB Texas 2012
 Ross, Micah WR Jacksonville 2001-03
 Roth, Matt DE Iowa 2011
 Royals, Mark P Appalachian St. 2003
 Rucker, Martin TE Missouri 2011
 Rush, Marcus LB Michigan State 2016
 Russell, Brian S San Diego State 2009
 Rutland, Kevin CB Missouri 2011-12

S
 Sadowski, Troy TE Georgia 1998
 Salaam, Ephraim OT San Diego State 2004-05
 Sample, James S Louisville 2015
 Sanders, Ace WR/PR South Carolina 2013-14
 Schwartz, Bryan MLB Augustana (S.D.) 1995-99
 Scobee, Josh PK Louisiana Tech 2004-14
 Searcy, Leon OT Miami (Fla.) 1996-2000
 Seder, Tim PK Ashland (Ohio) 2002
 Selvie, George DE South Florida 2011-12
 Sensabaugh, Gerald S North Carolina 2005-08
 Session, Clint LB Pittsburgh 2011
 Settles, Tawambi S Duke 1998
 Seward, Adam LB Nevada-Las Vegas 2009
 Sharon, Charles WR Bowling Green 2006
 Shatley, Tyler OL Clemson 2014-16
 Shaw, Bobby WR California 2002
 Shaw, Tim LB Penn State 2008
 Shelton, Daimon FB Sacramento State 1997-2000
 Sheppard, Ashley* LB Clemson 1995
 Shepherd, Gannon OT Duke 2000-01
 Shipley, Jordan WR Texas 2012
 Shorts III, Cecil WR Mount Union 2011-14
 Shuler, Mickey TE Penn State 2014
 Simmons, Clyde DE Western Carolina 1996-97
 Sims-Walker, Mike WR Central Florida 2008-11
 Skuta, Dan LB Grand Valley St. 2015-16
 Slaughter, T.J. MLB Southern Miss. 2000-03

ALL-TIME ALPHABETICAL ROSTER

Smeenge, Joel	DE	Western Michigan	1995-2000
Smiley, Justin	G	Alabama	2010
Smith, Anthony	S	Syracuse	2009-10
Smith, Bryan	LB	McNeese State	2009
Smith, Chris	DE	Arkansas	2014-16
Smith, D'Anthony	DT	Louisiana Tech	2012
Smith, Daryl	LB	Georgia Tech	2004-12
Smith, Emanuel	WR	Arkansas	2000
Smith, Fernando	DE	Jackson State	1998
Smith, Jeff	C	Tennessee	2000-01
Smith, Jimmy	WR	Jackson State	1995-2005
Smith, Joe	RB	Louisiana Tech	2003
Smith, Larry	DT	Florida State	1999-2002
Smith, Paul	QB	Tulsa	2008
Smith, Steve	CB	Oregon	2002
Smith, Telvin	LB	Florida State	2014-16
Smolko, Isaac	TE	Penn State	2007
Sorensen, Nick	S	Virginia Tech	2003-06
Soward, R. Jay	WR	Southern Cal.	2000-01
Spach, Stephen	TE	Fresno State	2012
Spencer, Charles	OT	Pittsburgh	2008
Spicer, Paul	DE	Saginaw Valley St.	2000-08
Spitz, Jason	G/C	Louisville	2011
Spurlock, Micheal	WR	Mississippi	2012
Stai, Brenden	OT	Nebraska	2000
Stambaugh, Phil	QB	Lehigh	2001
Stanley, Montavious	DT	Louisville	2006, 2009
Stanzi, Ricky	QB	Iowa	2013
Starks, Scott	CB	Wisconsin	2005-09
Stanback, Isaiah	TE	Washington	2012
Stanford, Julian	LB	Wagner	2012
Stephens, Santo	LB	Temple	1995
Stephenson, Cameron	G	Rutgers	2008
Sterling, Neal	WR	Monmouth	2015-16
Stewart, James	RB	Tennessee	1995-99
Stewart, Rayna	S	Northern Arizona	1999-2000
Stith, Shyrone	RB	Virginia Tech	2000
Stokes, J.J.	WR	UCLA	2003
Storz, Erik	LB	Boston College	1998-2000
Stovall, Maurice	TE	Notre Dame	2012
Streeter, Tommy	WR	Miami	2014
Stroud, Marcus	DT	Georgia	2001-07
Studstill, Darren	S	West Virginia	1995-96
Stupar, Nate	LB	Penn State	2013
Swift, Michael	CB	Austin Peay	2000

— T —

Ta'ufu'ou, Will	FB	California	2012-14
Tarle, Jim	PK	Arkansas State	2000-01
Taylor, Cordell	CB	Hampton	1998
Taylor, Fred	RB	Florida	1998-2008
Taylor, Herb	G	Texas Christian	2012
Taylor, Kerry	WR	Arizona State	2013
Taylor, Shannon	LB	Virginia	2003
Terrell, Daryl	G/OT	Southern Miss.	2002
Terry, Adam	OT	Syracuse	2010
Terry, Corey	LB	Tennessee	1999
Thomas, Dave	CB	Tennessee	1995-99
Thomas, Edward	LB	Georgia Southern	2000-02
Thomas, J.T.	LB	West Virginia	2013-14
Thomas, Julius	TE	Portland State	2015-16
Thomas, Kiwaukee	CB	Georgia Southern	2000-04
Thomas, Lamaar	WR	New Mexico	2013
Thomas, Mike	WR	Arizona	2009-12
Thomas, Pat	LB	North Carolina St.	2005-07
Thomas, Tra	OT	Florida State	2009
Thompson, Chris	CB	Nicholls State	2004
Thompson, Lamont	S	Washington State	2007
Thompson, Mike	DT	Wisconsin	1995
Thompson, Peyton	CB	San Jose State	2014-16
Threats, Jabbar	DE	Michigan State	1997-98
Tillman, Cedric	WR	Alcorn State	1995
Tinker, Carson	LS	Alabama	2013-16
Todman, Jordan	RB	Connecticut	2012-14
Toefield, LaBrandon	RB	Louisiana State	2003-07
Toston, Keith	RB	Oklahoma State	2012
Trapp, James	CB	Clemson	2003
Tripp, Jordan	LB	Montana	2015
Trent, Morgan	CB	Michigan	2011
Tuaolo, Esera	DT	Oregon State	1997
Tuipala, Joseph	MLB	San Diego State	2001-02
Turk, Matt	P	Wisc.-Whitewater	2011
Tylski, Rich	OG	Utah State	1996-99

— U —

Underwood, Tiquan	WR	Rutgers	2009-10
Upshaw, Regan	DE	California	1999

— V —

Venzke, Patrick	OT	Idaho	2001
Vallos, Steve	C/G	Wake Forest	2012

— W —

Wade, John	C	Marshall	1998-2002
Wade, Todd	OL	Mississippi	2008
Walker, Gary	DT	Auburn	1999-2001
Walters, Bryan	WR	Cornell	2015-16

Warren, Terrence	WR	Hampton	1995
Washington, Chauncey	RB	Southern Cal.	2008
Washington, Dewayne	CB	North Carolina St.	2004
Washington, Mickey	CB	Texas A&M	1995-96
Washington, Patrick	FB	Virginia	2001-02
Washington, Tony	WR	Appalachian St.	2015-16
Watson, Dekoda	LB	Florida State	2014
Weatherford, Steve	P	Illinois	2008
Webb, Dee	CB	Florida	2006
Wells, Josh	OT	James Madison	2014, 16
Wesley, Joe	LB	Louisiana State	2001
West, Chastin	WR	Fresno State	2011
Westmoreland, Eric	LB	Tennessee	2001-03
Wheatley, Terrence	CB	Colorado	2010
Wheeler, Damen	CB	Colorado	2001
Whimper, Guy	OT	East Carolina	2010-12
White, Chris	DE	Southern	1999
White, Jose	DE	Howard	1996-98
White, Reggie	RB	Oklahoma State	2001
White, Tracy	LB	Howard	2005
Whitfield, Bob	OT	Stanford	2004
Whitted, Alvis	WR	North Carolina St.	1998-2001
Widell, Dave	C	Boston College	1995-97
Wiegert, Zach	G/OT	Nebraska	1999-2002
Wiley, Marcellus	DE	Columbia	2005-06
Wilford, Ernest	TE/WR	Virginia Tech	2004-07, 2009-10
Wilkerson, Bruce	OT	Tennessee	1995
Williams, Brian	CB	North Carolina St.	2006-08
Williams, D.J.	TE	Arkansas	2013
Williams, James	LB	Mississippi State	1995
Williams, Jermaine	FB	Houston	2000
Williams, Julius	DE	Connecticut	2009
Williams, Lamanzer	DE	Minnesota	1998
Williams, Mark	LB	Ohio State	1995
Williams, Maurice	OT/G	Michigan	2001-09
Williams, Randal	WR	New Hampshire	2001
Williams, Reggie	WR	Washington	2004-08
Williams, Sammy	OT	Oklahoma	2003
Williams, Stephen	WR	Toledo	2013
Williams, Teddy	CB	Texas-San Antonio	2014
Williams, Thomas	LB	Southern Cal.	2008
Williamson, Troy	WR	South Carolina	2008-09
Wilson, Jarrod	S	Michigan	2016
Wilson, John Parker	QB	Alabama	2012
Wimbush, Derrick	RB/KR	Fort Valley State	2005-06
Winborn, Jamie	LB	Vanderbilt	2005
Wisniewski, Stefan	C	Penn State	2015
Witherspoon, Brian	CB	Stillman	2008-09
Woods, D'Juan	WR	Oklahoma State	2008
Wright, George	TE	Oregon	2003-08
Wright, Kenny	CB	Northwestern St.	2005
Wyche, James	DE	Syracuse	2006-09
Wynn, Renaldo	DT	Notre Dame	1997-2001
Wynn, Shane	WR	Indiana	2016

— Y —

Yeldon, T.J.	RB	Alabama	2015-16
Yoder, Todd	TE	Vanderbilt	2004-05
Youboty, Ashton	CB	Ohio State	2011
Young, David	S	Georgia Southern	2003
Young, Sam	OL	Notre Dame	2013-15

— Z —

Zahursky, Steve	OT	Kent State	2001
Zelenka, Joe	TE/LS	Wake Forest	2001-08

** Cobb, Comish and Sheppard were on the expanded 56-man roster (for expansion teams) during the first three weeks of the 1995 season.

INJURED RESERVE

(never on 53-man roster)

Bennett, Michael	DT	Ohio State	2016
Brackett, Brett	TE	Penn State	2012
Brown, Leon	RB	Eastern Kentucky	1995
Chambers, Derrick	G/OT	Florida	2002
Chustz, Joe	OT	Louisiana Tech	2000
Connolly, Dan	G	SE Missouri State	2006
Copeland, Damian	WR	Louisville	2014
Corner, Reggie	CB	Akron	2012
Cotrone, Anthony	FB	Maine	2008
Davis, Jim	DE	Virginia Tech	2006
Doss, Tandon	WR/PR	Indiana	2014
Ewing, Bradie	FB	Wisconsin	2014
Fisher, John	DB	Western Missouri	1996
Fowler Jr., Dante	DE	Florida	2015
Harris, Jeremy	CB	New Mexico State	2013
Horrocks, Theo	DT	Vanderbilt	2008
Jackson, Al	CB	Georgia	1995
Jordan, Reggie	TE	Missouri Western St.	2014
Keiaho, Freddy	LB	San Diego State	2010
Lewis, Jonathan	DT	Virginia Tech	2008
Lotulelei, John	LB	UNLV	2014
Milhim, Stephane	OL	Massachusetts	2013
Mills, Javor	DE	Auburn	2003
Myles, Tywain	DT	Tarleton State	2008

Morabito, Tim	DT	Boston College	2002
Murphy, Richard	RB	Louisiana State	2011
Onobun, Fendi	TE	Houston	2014
Patterson, Elton	DE	Central Florida	2006
Price, Marcus	G	Louisiana State	1995
Price, Taylor	WR	Ohio	2013
Reynolds, Rashaad	CB	Oregon State	2014
Roberson, Chris	CB	Eastern Michigan	2006
Slaughter, Nathan	WR	West Texas A&M	2014
Smith, Brian	DE	Missouri	2007
Veldman, Matt	TE	North Dakota St.	2012
Wells, Josh	OT	James Madison	2015
Whitehead, Terrell	FS	Norfolk State	2010-11
Williams, Mike	OT	Texas	2006
Williams, Tony	DT	Memphis	2006
Ziemann, Chris	OT	Michigan	2002

ALL-TIME COACHES

(at least for one game)

Coughlin, Tom	1995-2002
Del Rio, Jack	2003-2011
Tucker, Mel	2011
Mularkey, Mike	2012
Bradley, Gus	2013-2016
Marrone, Doug	2016-2017

ALL-TIME NUMERICAL ROSTER

1

Matt Turk.....2011
John Carney.....2007
Mike Hollis.....1995-2001

2

JASON MYERS.....2015-16
Ricky Stanzi.....2013
Nick Harris.....2011
Chris Hanson.....2001-06
Steve Lindsey.....1999-2000

3

BRAD NORTMAN.....2016
Adam Podlesh.....2007-10
Mark Royals.....2003
Tim Seder.....2002
Jaret Holmes.....2001

4

Todd Bouman.....2007, 2010
Bryan Barker.....1995-2000

5

BLAKE BORTLES.....2014-16
Trent Edwards.....2010
Quinn Gray.....2003-07
Danny Boyd.....2002
Jim Tarle.....2000-01
Todd Philcox.....1996

6

Steve Weatherford.....2008
Seth Marler.....2003-04
Hayden Epstein.....2002

7

CHAD HENNE.....2012-16
Byron Leftwich.....2003-06
Richie Cunningham.....2002
Will Furrer.....1998
Steve Beuerlein.....1995

8

Mark Brunell.....1995-2003

9

David Garrard.....2002-10
Brad Goebel.....1995

10

Josh Scobee.....2004-14
Kent Graham.....2002
Roderick Robinson.....2001
Jamie Martin.....1998, 2000

11

MARQISE LEE.....2014-16
Blaine Gabbert.....2011-13
Mike Sims-Walker.....2009-10
Reggie Williams.....2004-08
Jay Fiedler.....1999
Rob Johnson.....1995-97

12

Mike Brown.....2012-14
Luke McCown.....2009-11
Paul Smith.....2008
Jonathan Quinn.....1998-2001
Jim Miller.....1997

13

RASHAD GREENE SR......2015-16
Tommy Streeter.....2014
Kerry Taylor.....2013
Quan Cosby.....2012

14

SHANE WYNN.....2016
Justin Blackmon.....2012-13
Jamar Newsome.....2011

15

ALLEN ROBINSON.....2014-16
Stephen Burton.....2013
Taylor Price.....2011
Mike Sims-Walker.....2011
John Broussard.....2007

16

Denard Robinson.....2013-16
Jordan Shipley.....2012
Nate Hughes.....2009
Troy Edwards.....2004
Steve Matthews.....1997

17

ARRELIIOUS BENN.....2016
Toney Clemons.....2012
Chastin West.....2011
John Matthews.....2010
Cleo Lemon.....2008
Charles Sharon.....2006-07
Jimmy Redmond.....2003
Phil Stambaugh.....2001

18

Ace Sanders.....2013-14
Jerrell Jackson.....2012
Matt Jones.....2005-08
Troy Edwards.....2003

19

Bryan Anger.....2012-15
Tiquan Underwood.....2009-10
Ernest Wilford.....2004-07

20

JALEN RAMSEY.....2016
Craig Loston.....2014-15
Mike Harris.....2012-13
Rod Issac.....2011
David Jones.....2011
Terrence Wheatley.....2010
Anthony Smith.....2009-10
Kennard Cox.....2009
Pierson Prioleau.....2008
Scott Starks.....2007
Donovin Darius.....1998-2006
Natrone Means.....1996-97
Chris Hudson.....1995

21

Prince Amukamara.....2016
Toby Gerhart.....2014-15
Justin Forsett.....2013
Derek Cox.....2009-12
Drayton Florence.....2008
Terry Cousin.....2005-07
Juran Bolden.....2004
Brad Franklin.....2003
Steve Smith.....2002
Aaron Beasley.....1996-2001
Deral Boykin.....1995
Tommy Johnson.....1995

22

AARON COLVIN.....2014-16
Winston Guy.....2013-14
Kevin Rutland.....2011-12
Don Carey.....2010
William James.....2008
LaBrandon Toefield.....2003-07
Robert Bean.....2002
Frank Moreau.....2001
Reggie White.....2001
Tavian Banks.....1998-99
Bucky Brooks.....1996-97

23

Alan Ball.....2013-14
Rashad Jennings.....2009-10, 2012
Jamaal Fudge.....2007
Dee Webb.....2006
Ray Perryman.....2003-04
Ike Charlton.....2002
Anthony Johnson.....2000
Corey Chamblin.....1999
Cordell Taylor.....1998
Randy Jordan.....1995-97

24

T.J. YELDON.....2016
Will Blackmon.....2013-14
Montell Owens.....2006-12
Kiwauke Thomas.....2003-04
Delvin Brown.....2001
Craig Miller.....2000
Chris Howard.....1998-2000
Rashid Gayle.....1996
Harry Colon.....1995

25

PEYTON THOMPSON.....2014-16
Dwight Lowery.....2011-13
Michael Hamlin.....2010
Reggie Nelson.....2007-09
Ahmad Carroll.....2006
Kenny Wright.....2005
Fernando Bryant.....1999-2003
Curtis Anderson.....1997
Mickey Washington.....1995-96

26

Josh Evans.....2013-15
Dawan Landry.....2011-12
Chevis Jackson.....2010
Michael Coe.....2009-10
Brian Russell.....2009
Kennard Cox.....2008
Omare Hand.....2008
Sammy Knight.....2007
David Richardson.....2004-06
Blue Adams.....2003
Ainsley Battles.....2001-02
Rayna Stewart.....1999-2000
Kevin Devine.....1997-98
Rogerick Green.....1995

27

Dwayne Gratz.....2013-16
Rashean Mathis.....2003-12
Damen Wheeler.....2001
Earthwind Moreland.....2001
Shad Criss.....2000
Deon Figures.....1997-98
Vinnie Clark.....1995-96

28

Fred Taylor.....1998-2008
Dana Hall.....1996-97
Monty Grow.....1995

29

JOSH JOHNSON.....2016
Teddy Williams.....2014
Jamell Fleming.....2013
William Middleton.....2009-12
Brian Williams.....2006-08
Chris Thompson.....2004
Jason Craft.....1999-2003
Tawambi Settles.....1998
Ricky Parker.....1997
Darren Carrington.....1995

30

COREY GRANT.....2016
Jordan Todman.....2012-14
Drew Coleman.....2011
Kennard Cox.....2009
Dewayne Washington.....2004
Michael Swift.....2000
Darren Studstill.....1995-96

31

Davon House.....2015-16
Jeremy Harris.....2014
Aaron Ross.....2012
Ashton Youboty.....2011
David Jones.....2010
Scott Starks.....2005-06, 2009
Aaron Glenn.....2007
Chris Brown.....2003
Patrick Washington.....2001-02
Daimon Shelton.....1997-2000

32

Maurice Jones-Drew.....2006-13
David Allen.....2004
Marlon McCree.....2001-03
Mike Logan.....1997-2000
Vaughn Dunbar.....1995

33

CHRIS IVORY.....2016
Greg Jones.....2004-12
James Trapp.....2003
Shyrone Stith.....2000
James Stewart.....1995-99

34

Bronson Hill.....2016
Storm Johnson.....2014
Delone Carter.....2013
Jalen Parmele.....2012
T.J. Heath.....2011
Trumaine McBride.....2011
Chauncey Washington.....2008
Lamont Thompson.....2007
Alvin Pearman.....2005-06
David Allen.....2003
Stacey Mack.....1999-2002
Zack Crockett.....1998
Roger Graham.....1996
Reggie Cobb.....1995

35

Demetrius McCray.....2013-15
Keith Toston.....2012
Deji Karim.....2010-11
Deke Cooper.....2003-05
Elvis Joseph.....2001-02
Le'Shai Maston.....1995-96

36

Sherrad Martin.....2014
Antwaun Molden.....2012
Courtney Greene.....2009-11

ALL-TIME NUMERICAL ROSTER

Isaiah Gardner2008
 Derrick Wimbush2005-06
 Renard Cox2001
 Ron Janes1998
 Ryan Christopherson1995-96

37

Johnathan Cyprien2013-16
 Morgan Trent2011
 Sean Considine2009-10
 Calvin Lowry2008
 Deon Grant2004-06
 David Young2003
 Carnell Lake1999-2000
 Chris Hudson1996-98

38

Sergio Brown2015
 Tommie Campbell2014
 Antwon Blake2012
 C.C. Brown2011
 Darcel McBath2011
 Brian Witherspoon2008-09
 Chris Roberson2005-06
 Dan Alexander2002
 Blaine McElmurry1998-99
 Mike Dumas1995

39

TASHAUN GIPSON.....2016
 Richard Murphy2012
 Alvin Pearman2008
 Chris Parker1997

40

DuJuan Harris2011
 Rich Alexis2005
 Malaefoe MacKenzie2003
 Robert Massey1996
 Gordon Laro1995

41

Nick Marshall2015
 Akwasi Owusu-Ansah2011
 Tyron Brackenridge2009-10
 Nick Sorensen2003-06
 Kiwaukee Thomas2000-02
 Dave Thomas1995-99

42

Chris Proinski2011-14
 Gerald Alexander2009-10
 Chad Nkang2007-08
 Jamaal Fudge2006
 Anthony Mitchell2003
 James Boyd2001-02
 Chad Dukes2000
 Ricky Bell1996

43

Chris Harris2012
 Gerald Sensabaugh2005-08
 Jermaine Williams2000
 George Jones1998

44

MYLES JACK2016
 Brock Bolen2009-11
 Marc Edwards2003-04
 Bryan Dickerson1995

45

Will Ta'ufou'ou2012-14
 Chris Fuamatu-Ma'afala2003-04
 Erik Olson2000
 JoJuan Armour1999

Travis Davis1995-98

46

CARSON TINKER2013-16

47

JARROD WILSON2016

48

ALEX ELLIS.....2016
 Jeremy Cain2009-12
 Chris Griffin1996

49

Ty Hallock1997

50

TELVIN SMITH.....2014-16
 Russell Allen2009-13
 Tony Gilbert2003-07
 Joe Wesley2001
 Erik Storz1998-2000
 Eddie Robinson1996-97
 Tom Mystlinski1995

51

PAUL POSLUSZNY.....2011-16
 Clint Ingram2006-09
 Akin Ayodele2002-05
 Kevin Hardy1996-01
 Mark Williams1995

52

HAYES PULLARD III.....2015-16
 J.T. Thomas2013-14
 Daryl Smith2004-12
 Eric Westmoreland2001-03
 Brant Boyer1995-2000

53

Sean Porter2015
 John Lotulelei2013, 2015
 Kyle Knox2013
 Brandon Marshall2012
 Eric Alexander2010
 Slade Norris2010
 Bryan Smith2009
 Thomas Williams2008
 Shantee Orr2007
 Pat Thomas2005-07
 Hakim Akbar2003
 T.J. Slaughter2000-03
 Eddie Mason1998
 Nate Dingle1996
 Santo Stephens1995

54

Joplo Bartu2015
 Jeremiah George2014
 Nate Stupar2013
 Greg Jones III2012
 Alvin Bowen2010
 Quentin Groves2009
 Mike Peterson2003-08
 Donny Green2001
 Troy Pelshak2000
 Chester Burnett1999
 James Hamilton1997-98
 Ty Hallock1996
 Keith Goganious1995

55

Dan Skuta2015-16
 Geno Hayes2013-14

Clint Session2011
 Kirk Morrison2010
 Chris Harrington2009
 Adam Seward2009
 Roy Manning2007
 Nick Greisen2006
 Greg Favors2004-05
 Danny Clark2000-03
 Tom McManus1995-99

56

DANTE FOWLER JR.....2015-16
 LaRoy Reynolds2013-15
 Kyle Bosworth2011-12
 Justin Durant2007-10
 Kenny Pettway2006
 Jason Gildon2004
 Deon Humphrey2003
 Shannon Taylor2003
 Bobby Brooks2002
 Hardy Nickerson2000-01
 Lonnie Marts1999
 Jeff Lageman1995-98

57

Thurston Armbrister2015
 A.J. Edds2014
 Dekoda Watson2014
 Julian Stanford2012
 Kevin Bentley2011
 Torrance Daniels2009
 James Wyche2009
 Tim Shaw2008
 Brent Hawkins2006-07
 Jamie Winborn2005
 Tommy Hendricks2004
 Joseph Tuipala2001-02
 Corey Terry1999
 Reggie Lowe1998
 Jeff Kopp1996-98

58

Jordan Tripp2015
 Khairi Fortt2014
 Jason Babin2012-13
 Aaron Morgan2012
 Stephen Franklin2011
 Jacob Cutrera2010
 Marquis Cooper2007
 Jorge Cordova2004-07
 Hugh Douglas2003
 Wali Rainer2002
 Jeff Posey2001
 Lonnie Marts2000
 Bryan Schwartz1995-99

59

Arthur Brown2016
 Ryan Davis2012-15
 Jammie Kirlew2011
 Mike Lockley2011
 Larry Hart2010
 Brian Iwuh2006-09
 Tracy White2005
 Jimmy McClain2004
 Keith Mitchell2003
 Edward Thomas2000-02
 Reggie Clark1995-96

60

A.J. CANN2015-16
 Mike Brewster2012-13
 Sammy Williams2003

61

Stefen Wisniewski2015
 Dan Connolly2005-06
 Emarlos Leroy1999

62

John Estes2011
 Dennis Norman2004-08
 Ben Coleman1995-99

63

Brad Meester2000-13
 Michael Cheever1996-98
 Frank Cornish1995

64

CHRIS REED.....2016
 Drew Nowak2013
 Cecil Newton2009
 Milford Brown2008
 Jamar Nesbit2003
 Aaron Koch2000-02
 John Jurkovic1996-98

65

BRANDON LINDER.....2014-16
 Will Rackley2011, 2013
 Kyanan Forney2009
 Chris Naeole2002-08
 Quentin Neujahr1998-2000
 Bronzell Miller1995

66

Jacques McClendon2013-14
 Steve Vallos2012
 Justin Smiley2010
 Derek Landri2007-09
 Brett Romberg2003-05
 John Wade1998-2002
 Greg Huntington1996-97
 Shawn Bouwens1995

67

Austin Pasztor2012-14
 Jason Spitz2011
 Vince Manuwai2003-10
 Daryl Terrell2002
 Gannon Shepherd2000-01
 Steve Ingram1999
 Jeff Novak1995-98

68

Kelvin Beachum2016
 Zane Beadles2014-15
 Guy Whimper2010-12
 Derrick Fletcher2004-05
 Brenden Stai2000
 Mark Nori1997-98
 Bruce Wilkerson1995

69

TYLER SHATLEY.....2014-16
 Leger Douzable2010-11
 Khalif Barnes2005-08
 Roger Chanoine2002
 Mark Baniewicz2000-01
 Eugene Chung1995

70

LUKE BOWANKO.....2014-16
 Cameron Stephenson2009
 Todd Wade2008
 Wayne Hunter2006
 Bob Whitfield2004
 Patrick Venzke2001

71

Tony Boselli1995-2001

ALL-TIME NUMERICAL ROSTER

72

JOSH WELLS 2014-16
 Mark Asper 2012
 Herb Taylor 2012
 Kevin Haslam 2010
 Tra Thomas 2009
 Jordan Black 2008
 Charles Spencer 2008
 Mike Pearson 2002-05
 Derrick Chambers 2001
 Steve Zahursky 2001
 Leon Searcy 1996-2000

73

Eben Britton 2009-12
 Jimmy Kennedy 2008
 Stockar McDougle 2006-07
 Dave Kadela 2002
 Jeff Smith 2000-01
 Brian DeMarco 1995-98

74

Sam Young 2013-15
 Aaron Kampman 2010-11
 Maurice Williams 2001-09
 Joe Chustz 2000
 Chris White 1999
 Lamanzor Williams 1998
 Jimmy Herndon 1996

75

Jared Odrick 2015-16
 Drake Nevis 2013
 Eugene Monroe 2009-13
 Stefan Rodgers 2008
 Marcellus Wiley 2005-06
 Michael Mason 2000
 Eric Curry 1998-99

76

Luke Joeckel 2013-16
 Daniel Baldridge 2010, 2012
 Richard Collier 2006-07
 Ephraim Salaam 2004-05
 Leander Jordan 2002-03
 Dwayne Ledford 2000
 Rich Tylski 1996-99

77

PATRICK OMAMEH 2016
 Uche Nwaneri 2007-13
 Mike Compton 2004
 Marques Ogden 2003
 Zach Wiegert 1999-2002
 Andre Davis 1996

78

JEREMY PARNELL 2015-16
 Cameron Bradfield 2011-14
 Jordan Black 2009-10
 Tutan Reyes 2007-08
 Elton Patterson 2004, 2006
 Martin Chase 2005
 Todd Fordham 1997-2002
 Greg Huntington 1995

79

Jordan Hill 2016
 Red Bryant 2014
 Tony Pashos 2007-08
 Drew Inzer 2002
 Reggie Nelson 2000
 Anthony Cesario 1999
 Dave Widell 1995-97

80

Julius Thomas 2015-16
 Jeremy Ebert 2013
 Mike Thomas 2009-12
 Jerry Porter 2008
 Isaac Smolko 2007
 Kyle Brady 1999-2006
 Willie Jackson 1995-97

81

Byran Walters 2015-16
 Mickey Shuler 2014
 Lamaar Thomas 2013
 Laurent Robinson 2012
 Kassim Osgood 2010-11
 Torry Holt 2009
 Mike Walker 2008
 Matthew Hatchette 2003
 Bobby Shaw 2002
 R. Jay Soward 2000-01
 Will Moore 1997-98
 Chris Griffin 1996
 Andre Rison 1996
 Desmond Howard 1995

82

Jimmy Smith 1995-2005

83

BEN KOYACK 2016
 Tavarres King 2014
 Tobais Palmer 2013
 Stephen Williams 2013
 Stephen Spach 2012
 Maurice Stovall 2012
 Colin Cloherty 2011-12
 Jason Hill 2010-11
 Greg Estandia 2007-09
 Todd Yoder 2004-05
 Kevin Johnson 2003
 J.J. Stokes 2003
 Pete Mitchell 1995-98, 2002
 Joe Zelenka 2001
 Greg DeLong 2000
 Ryan Neufeld 2000
 Lenzie Jackson 1999

84

Tony Washington 2015
 Cecil Shorts III 2011-14
 Troy Williamson 2008-09
 Chad Owens 2005-07
 Jermaine Lewis 2003-04
 Patrick Johnson 2002
 Sean Dawkins 2001
 Reggie Barlow 1996-2000
 Ernest Givins 1995
 Terrence Warren 1995

85

Nic Jacobs 2014-15
 D.J. Williams 2013
 Fendi Onobun 2011
 Martin Rucker 2011
 Ernest Wilford 2009-10
 Richard Angulo 2007-08
 Cortez Hankton 2003-06
 Henry Douglas 2002
 Kevin Lockett 2002
 Damon Gibson 2001-02
 Rich Griffith 1995-2000

86

Clay Harbor 2013-15
 Micheal Spurlock 2012
 Zach Miller 2009-11

Dennis Northcutt 2007-08
 Brian Jones 2004-05
 Troy Edwards 2003
 Micah Ross 2001-03
 Alvis Whitted 1998-2001
 Derek Brown 1995-97

87

NEAL STERLING 2015-16
 Allen Reisner 2013
 Kevin Elliott 2012
 Jarett Dillard 2009-2011
 George Wrighster 2003-08
 Jimmy Redmond 2002
 Keenan McCardell 1996-2001
 Cedric Tillman 1995

88

ALLEN HURNS 2014-16
 Danny Noble 2013
 Zach Potter 2009-12
 Joe Zelenka 2002-08
 Damon Jones 1997-2001
 Kendrick Bullard 1996
 Ty Hallock 1996
 Craig Keith 1995

89

MARCEDES LEWIS 2006-16
 Chris Luzar 2002-03
 Ryan Prince 2001
 Randal Williams 2001
 Emanuel Smith 2000
 Troy Sadowski 1998
 Curtis Marsh 1995-96

90

MALIK JACKSON 2016
 Andre Branch 2012-15
 Matt Roth 2011
 C.J. Mosley 2010
 Julius Williams 2009
 Mkristo Bruce 2008
 Grady Jackson 2007
 James Wyche 2006
 Derrick Ransom 2004
 Tony Brackens 1996-2003
 James Williams 1995

91

YANNICK NGAKOUE 2016
 Chris Clemons 2014-15
 Abry Jones 2013
 George Selvie 2011-12
 Derrick Harvey 2008-10
 Kenny Pettway 2007
 Anthony Maddox 2004-05
 Marco Coleman 2002
 Seth Payne 1997-01
 Paul Frase 1995-96

92

SHELDON DAY 2016
 Don Davey 1995-98
 James Roberson 1999
 Rob Meier 2000-09
 Austen Lane 2010-12
 Brandon Deaderick 2013
 Ziggy Hood 2014

93

Tyson Alualu 2010-16
 Greg Peterson 2009
 Quentin Groves 2008
 Bobby McCray 2004-07
 Stalin Colinet 2002
 Javor Mills 2002

Emarlos Leroy 2000
 Kevin Landolt 1999
 Jose White 1998
 Esera Tualo 1997
 Ernie Logan 1995-96

94

Jeremy Mincey 2006-08, 2010-13
 Jeremy Navarre 2009
 Montavious Stanley 2006
 Jim Davis 2005-06
 Lionel Barnes 2003-04
 Larry Smith 1999-2002
 Kelvin Pritchett 1995-98

95

ABRY JONES 2014-16
 D'Anthony Smith 2012
 Corvey Irvin 2011
 Montavious Stanley 2009
 Paul Spicer 2000-08
 Bryce Paup 1998-99
 Jose White 1997
 Mike Thompson 1995

96

MICHAEL BENNETT 2015-16
 Jordan Miller 2013
 Terrance Knighton 2009-12
 Tony McDaniel 2006-08
 Willie Blade 2004
 Eddie Freeman 2004
 Matt Leonard 2003
 Chris Combs 2002
 Gary Walker 1999-2001
 Fernando Smith 1998
 Clyde Simmons 1996-97
 Bernard Carter 1995
 Ashley Sheppard 1995

97

Roy Miller III 2013-16
 John Chick 2011-12
 Aaron Morgan 2010
 Reggie Hayward 2005-09
 Brandon Green 2003-04
 Clenton Ballard 2002
 Renaldo Wynn 1997-2001
 Juan Hammonds 1996
 Ray Hall 1995

98

Chris Smith 2014-16
 Kyle Love 2013
 Jeris Pendleton 2012
 Nate Collins 2010-11
 John Henderson 2003-09
 David Richie 2000
 Regan Upshaw 1999
 Jabbar Threats 1997-98
 Corey Mayfield 1995

99

Sen'Derrick Marks 2013-16
 C.J. Mosley 2011-12
 Landon Cohen 2010
 Atiyah Ellison 2008-09
 Marcus Stroud 2001-07
 Joel Smeenge 1995-2000

MUST HAVE AN ACCRUED SEASON WITH THE JAGUARS TO QUALIFY FOR THIS LIST.

TEAM ALL-TIME RESULTS

HOME VS. AWAY RECORDS

YEAR	HOME			AWAY		
	W	L	T	W	L	T
1995	2	6	0	2	6	0
1996	7	1	0	2	6	0
1997	7	1	0	4	4	0
1998	7	1	0	4	4	0
1999	7	1	0	7	1	0
2000	4	4	0	3	5	0
2001	3	5	0	3	5	0
2002	3	5	0	3	5	0
2003	5	3	0	0	8	0
2004	4	4	0	5	3	0
2005	6	2	0	6	2	0
2006	6	2	0	2	6	0
2007	6	2	0	5	3	0
2008	2	6	0	3	5	0
2009	5	3	0	2	6	0
2010	5	3	0	3	5	0
2011	4	4	0	1	7	0
2012	1	7	0	1	7	0
2013	1	7	0	3	5	0
2014	3	5	0	0	8	0
2015	4	4	0	1	7	0
2016	2	6	0	1	7	0
TOTALS	94	82	0	61	115	0

LARGEST COMEBACKS IN HISTORY

The Jaguars have won 13 regular season games and one postseason game after trailing by double-digits:

LARGEST COMEBACK WINS

21 points, 11/30/14 vs. NYG, trailed 21-0 2nd quarter, won 25-24
15 points, 11/24/96 at BAL, trailed 25-10 4th quarter, won 28-25 OT
14 points, 11/10/96 vs. BAL, trailed 17-3 3rd quarter, won 30-27
14 points, 12/13/99 vs. DEN, trailed 14-0 1st quarter, won 27-24
14 points, 12/11/11 vs. TB, trailed 14-0 2nd quarter, won 41-14
13 points, 10/16/16 at CHI, trailed 13-0 4th quarter, won 17-13
13 points, 11/09/03 vs. IND, trailed 20-7 at half, won 28-23
12 points, 09/27/98 at TEN, trailed 19-7 2nd quarter, won 27-22
11 points, 10/13/96 vs. NYJ, trailed 14-3 2nd quarter, won 21-14
11 points, 11/30/97 vs. BAL, trailed 14-3 2nd quarter, won 29-27
11 points, 09/23/12 at IND, trailed 14-3 at half, won 22-17
10 points, 11/28/99 at BAL, trailed 10-0 1st quarter, won 30-23
10 points, 09/10/06 vs. DAL, trailed 10-0 1st quarter, won 24-17

JAGUARS VS. NFC OPPONENTS

The Jaguars own a 36-43 mark against the NFC, including a 25-18 mark at home. The Jaguars face the NFC West this season.

Here's a look at the Jaguars' record in interconference play since 1995:

YEAR	DIVISION	OVERALL	HOME	AWAY
1995	NFC Central	0-4	0-2	0-2
1996	NFC West	2-2	2-0	0-2
1997	NFC East	2-2	2-0	0-2
1998	NFC Central	3-1	2-0	1-1
1999	NFC West	4-0	2-0	2-0
2000	NFC East	2-2	1-1	1-1
2001	NFC Central	1-2	0-1	1-1
2002	NFC East	2-2	2-0	0-2
2003	NFC South	2-2	2-0	0-2
2004	NFC North	3-1	2-0	1-1
2005	NFC West	3-1	2-0	1-1
2006	NFC East	3-1	2-0	1-1
2007	NFC South	3-1	2-0	1-1
2008	NFC North	2-2	1-1	1-1
2009	NFC West	1-3	1-1	0-2
2010	NFC East	1-3	0-2	1-1
2011	NFC South	1-3	1-1	0-2
2012	NFC North	0-4	0-2	0-2
2013	NFC West	0-4	0-2	0-2
2014	NFC East	1-3	1-1	0-2
2015	NFC South	0-4	0-2	0-2
2016	NFC North	1-3	0-2	1-1
TOTALS		37-50	25-18	12-32

JAGUARS VS. AFC SOUTH

YEAR	HOU	IND	TEN	TOTAL
2002	1-1	0-2	0-2	1-5
2003	1-1	1-1	0-2	2-4
2004	0-2	1-1	1-1	2-4
2005	2-0	0-2	2-0	4-2
2006	0-2	1-1	1-1	2-4
2007	1-1	0-2	1-1	2-4
2008	1-1	1-1	0-2	2-4
2009	2-0	0-2	1-1	3-3
2010	1-1	1-1	1-1	3-3
2011	0-2	2-0	1-1	3-3
2012	0-2	1-1	1-1	2-4
2013	2-0	0-2	1-1	3-3
2014	0-2	0-2	1-1	1-5
2015	0-2	1-1	1-1	2-4
2016	0-2	1-1	1-1	2-4
TOTALS	11-19	10-20	13-17	34-56

JAGUARS VS. AFC CENTRAL (1995-2001)

YEAR	BAL	CIN	CLE	HOU	TEN	PIT	TOTAL
1995	—	0-2	2-0	1-1	—	1-1	4-4
1996	2-0	1-1	—	1-1	—	1-1	5-3
1997	2-0	1-1	—	—	2-0	1-1	6-2
1998	2-0	2-0	—	—	1-1	1-1	6-2
1999	2-0	2-0	2-0	—	0-2	2-0	8-2
2000	0-2	1-1	2-0	—	1-1	1-1	5-5
2001	0-2	2-0	1-1	—	1-1	1-1	5-5
TOTALS	8-4	9-5	7-1	2-2	5-5	8-6	39-23

YEAR-BY-YEAR STATISTICS

YEAR	OFFENSE						NFL RANK T-R-P
	TOTAL PLAYS	FIRST DOWNS	RUSH YARDS	PASSING YARDS	TOTAL YARDS	TOTAL POINTS	
1995	962	283	1,705	2,790	4,495	275	28-17-27
1996	1,038	325	1,650	4,110	5,760	325	2-17-1
1997	998	308	1,720	3,704	5,424	394	7-18-4
1998	989	287	2,102	3,112	5,214	392	10-5-20
1999	1,085	331	2,091	3,495	5,586	396	7-1-12
2000	1,080	318	2,032	3,658	5,690	367	7-10-9
2001	969	289	1,600	3,240	4,840	294	20-26-18
2002	959	275	2,089	2,762	4,851	328	25-10-28
2003	1,024	305	2,073	3,285	5,358	276	12-8-15
2004	991	279	1,850	3,159	5,009	261	21-16-19
2005	1,021	301	1,959	3,190	5,149	361	15T-10-19
2006	989	293	2,541	2,882	5,423	371	10-3-24
2007	1,022	328	2,391	3,328	5,719	411	7-2-17
2008	1,005	312	1,774	3,332	5,106	302	20-18-15
2009	1,010	300	2,029	3,356	5,385	290	18-10-19
2010	1,019	330	2,395	3,065	5,460	353	15-3-27
2011	1,002	251	1,970	2,179	4,149	243	32-12-32
2012	994	269	1,369	3,419	4,788	255	29-30-21
2013	1,020	271	1,260	3,441	4,701	247	31-31-22
2014	988	271	1,633	3,001	4,634	249	31-21-31
2015	1,012	313	1,473	4,108	5,581	376	18-27-10
2016	1,052	321	1,631	3,728	5,359	318	23-22-20

YEAR	DEFENSE						NFL RANK T-R-P
	TOTAL PLAYS	FIRST DOWNS	RUSH YARDS	PASSING YARDS	TOTAL YARDS	TOTAL POINTS	
1995	1,030	320	2,003	3,512	5,515	404	21-24-17
1996	993	316	1,781	3,314	5,095	335	16-19-16
1997	1,035	318	1,734	3,504	5,238	318	23-13-24
1998	1,057	309	2,000	3,559	5,559	338	25-22-23
1999	951	248	1,444	2,890	4,334	217	4-6-3
2000	934	252	1,685	3,160	4,845	327	12-11-14
2001	1,056	300	1,611	3,459	5,070	286	16-10-22
2002	1,042	324	2,071	3,264	5,335	315	20-25-14
2003	976	276	1,406	3,251	4,657	331	6-2-18
2004	972	290	1,777	3,357	5,134	280	11-11-16
2005	963	273	1,709	2,946	4,655	269	6-14-7
2006	978	259	1,460	3,078	4,538	274	2-4-10
2007	970	286	1,605	3,416	5,021	304	12-11-15
2008	922	289	1,709	3,586	5,295	367	17-13T-24
2009	982	307	1,863	3,774	5,637	380	23-19-27
2010	948	316	1,945	4,004	5,949	419	28-22-28
2011	979	268	1,667	3,341	5,008	329	6-9-8
2012	1,100	364	2,256	3,832	6,088	444	30-30-22
2013	1,089	353	2,108	3,962	6,070	449	27T-29-25T
2014	1,085	330	2,033	3,899	5,932	412	26-27-22
2015	1,102	362	1,709	4,291	6,000	448	24-15-29
2016	1,030	305	1,703	3,444	5,147	400	6-19-5

(Boldface denotes team record)

YEAR-BY-YEAR RESULTS

1995

Record: 4-12 (.250) • Home: 2-6 (.250) • Away: 2-6 (.250)
5th AFC Central • vs. Division: 4-4 (.500) • vs. Conference: 4-8 (.333)

Head Coach: Tom Coughlin

Date	Opponent	Result	Attendance
Sept. 1	Houston Oilers	L, 3-10	72,363
Sept. 10	at Cincinnati Bengals	L, 17-24	48,318
Sept. 17	at New York Jets	L, 10-27	49,970
Sept. 24	Green Bay Packers	L, 14-24	66,744
Oct. 1	at Houston Oilers	W, 17-16	36,346
Oct. 8	Pittsburgh Steelers	W, 20-16	72,042
Oct. 15	Chicago Bears	L, 27-30	72,020
Oct. 22	at Cleveland Browns	W, 23-15	64,405
Oct. 29	at Pittsburgh Steelers	L, 7-24	54,516
[WEEK 10 - BYE WEEK]			
Nov. 12	Seattle Seahawks	L, 30-47	71,290
Nov. 19	at Tampa Bay Buccaneers	L, 16-17	71,629
Nov. 26	Cincinnati Bengals	L, 13-17	68,249
Dec. 3	at Denver Broncos	L, 23-31	72,231
Dec. 10	Indianapolis Colts	L, 31-41	66,099
Dec. 17	at Detroit Lions	L, 0-44	70,204
Dec. 24	Cleveland Browns	W, 24-21	66,007

1996

Record: 9-7 (.563) • Home: 7-1 (.875) • Away: 2-6 (.250)
2nd AFC Central • vs. Division: 5-3 (.625) • vs. Conference: 7-5 (.583)

Head Coach: Tom Coughlin

Date	Opponent	Result	Attendance
Sept. 1	Pittsburgh Steelers	W, 24-9	70,210
Sept. 8	Houston Texans	L, 27-34	66,468
Sept. 15	at Oakland Raiders	L, 3-17	46,291
Sept. 22	at New England	L, 25-28 (OT)	59,446
Sept. 29	Carolina Panthers	W, 24-14	71,537
Oct. 6	at New Orleans Saints	L, 13-17	34,231
Oct. 13	New York Jets	W, 21-17	65,699
Oct. 20	at St. Louis Rams	L, 14-17	60,066
Oct. 27	at Cincinnati Bengals	L, 21-28	45,890
[WEEK 10 - BYE WEEK]			
Nov. 10	Baltimore Ravens	W, 30-27	64,628
Nov. 17	at Pittsburgh Steelers	L, 3-28	58,879
Nov. 24	at Baltimore Ravens	W, 28-25 (OT)	57,384
Dec. 1	Cincinnati Bengals	W, 30-27	57,408
Dec. 8	at Houston Texans	W, 23-17	20,196
Dec. 15	Seattle Seahawks	W, 20-13	66,134
Dec. 22	Atlanta Falcons	W, 19-17	71,449

AFC Wild Card Playoff Game

Dec. 28 at Buffalo Bills W, 30-27 70,213

AFC Divisional Playoff Game

Jan. 4 at Denver Broncos W, 30-27 75,678

AFC Championship Game

Jan. 12 at New England Patriots L, 6-20 60,190

1997

Record: 11-5 (.688) • Home: 7-1 (.875) • Away: 4-4 (.500)
2nd AFC Central • vs. Division: 6-2 (.750) • vs. Conference: 9-3 (.750)

Head Coach: Tom Coughlin

Date	Opponent	Result	Attendance
Aug. 31	at Baltimore Ravens	W, 28-27	61,018
Sept. 7	New York Giants	W, 40-13	70,581
[WEEK 3 - BYE WEEK]			
Sept. 22	Pittsburgh Steelers	W, 30-21	73,016
Sept. 28	at Washington Redskins	L, 12-24	74,421
Oct. 5	Cincinnati Bengals	W, 21-13	67,128
Oct. 12	Philadelphia Eagles	W, 38-21	69,150
Oct. 19	at Dallas Cowboys	L, 22-26	64,464
Oct. 26	at Pittsburgh Steelers	L, 17-23 (OT)	57,011
Nov. 2	at Tennessee Titans	W, 30-24	27,208
Nov. 9	Kansas City Chiefs	W, 24-10	70,444
Nov. 16	Tennessee Titans	W, 17-9	70,070
Nov. 23	at Cincinnati Bengals	L, 26-31	55,158
Nov. 30	Baltimore Ravens	W, 29-27	63,712
Dec. 7	New England Patriots	L, 20-26	73,446

Dec. 14 at Buffalo Bills W, 20-14 41,231
Dec. 21 at Oakland Raiders W, 20-9 40,032

AFC Wild Card Playoff Game

Dec. 27 at Denver Broncos L, 17-42 74,481

1998

Record: 11-5 (.688) • Home: 7-1 (.875) • Away: 4-4 (.500)
1st AFC Central • vs. Division: 6-2 (.750) • vs. Conference: 8-4 (.667)

Head Coach: Tom Coughlin

Date	Opponent	Result	Attendance
Sept. 6	at Chicago Bears	W, 24-23	55,614
Sept. 13	Kansas City Chiefs	W, 21-16	69,821
Sept. 20	Baltimore Ravens	W, 24-10	67,069
Sept. 27	at Tennessee Titans	W, 27-22	34,656
[WEEK 5 - BYE WEEK]			
Oct. 12	Miami Dolphins	W, 28-21	74,051
Oct. 18	at Buffalo Bills	L, 16-17	77,635
Oct. 25	at Denver Broncos	L, 24-37	75,217
Nov. 1	at Baltimore Ravens	W, 45-19	68,915
Nov. 8	Cincinnati Bengals	W, 24-11	67,040
Nov. 15	Tampa Bay Buccaneers	W, 29-24	72,974
Nov. 22	at Pittsburgh Steelers	L, 15-30	59,124
Nov. 29	at Cincinnati Bengals	W, 34-17	55,432
Dec. 6	Detroit Lions	W, 37-22	70,717
Dec. 13	Tennessee Titans	L, 13-16	65,657
Dec. 20	at Minnesota Vikings	L, 10-50	64,363
Dec. 28	Pittsburgh Steelers	W, 21-3	74,143

AFC Wild Card Playoff Game

Jan. 3 New England Patriots W, 25-10 71,139

AFC Divisional Playoff Game

Jan. 10 at New York Jets L, 24-34 78,817

1999

Record: 14-2 (.875) • Home: 7-1 (.875) • Away: 7-1 (.875)
1st AFC Central • vs. Division: 8-2 (.800) • vs. Conference: 10-2 (.833)

Head Coach: Tom Coughlin

Date	Opponent	Result	Attendance
Sept. 12	San Francisco 49ers	W, 41-3	68,678
Sept. 19	at Carolina Panthers	W, 22-20	64,261
Sept. 26	Tennessee Titans	L, 19-20	61,502
Oct. 3	at Pittsburgh Steelers	W, 17-3	57,308
Oct. 11	at New York Jets	W, 16-6	78,216
Oct. 17	Cleveland Browns	W, 24-7	62,047
[WEEK 7 - BYE WEEK]			
Oct. 31	at Cincinnati Bengals	W, 41-10	49,138
Nov. 7	at Atlanta Falcons	W, 30-7	68,466
Nov. 14	Baltimore Ravens	W, 6-3	67,391
Nov. 21	New Orleans Saints	W, 41-23	69,772
Nov. 28	at Baltimore Ravens	W, 30-23	68,428
Dec. 2	Pittsburgh Steelers	W, 20-6	68,806
Dec. 13	Denver Broncos	W, 27-24	71,357
Dec. 19	at Cleveland Browns	W, 24-14	72,038
Dec. 26	at Tennessee Titans	L, 14-41	66,641
Jan. 2	Cincinnati Bengals	W, 24-7	70,532

AFC Divisional Playoff Game

Jan. 15 Miami Dolphins W, 62-7 75,173

AFC Championship Game

Jan. 23 Tennessee Titans L, 14-33 75,206

2000

Record: 7-9 (.438) • Home: 4-4 (.500) • Away: 3-5 (.375)
4th AFC Central • vs. Division: 5-5 (.500) • vs. Conference: 5-7 (.417)

Head Coach: Tom Coughlin

Date	Opponent	Result	Attendance
Sept. 3	at Cleveland Browns	W, 27-7	72,418
Sept. 10	at Baltimore Ravens	L, 36-39	68,843
Sept. 17	Cincinnati Bengals	W, 13-0	45,653
Sept. 25	at Indianapolis Colts	L, 14-43	56,816
Oct. 1	Pittsburgh Steelers	L, 13-24	64,351

YEAR-BY-YEAR RESULTS

Oct. 8		Baltimore Ravens	L, 10-15	65,194
Oct. 12	at	Tennessee Titans	L, 13-27	68,498
Oct. 22		Washington Redskins	L, 16-35	69,061
Oct. 29	at	Dallas Cowboys	W, 23-17 (OT)	63,554
[WEEK 10 - BYE WEEK]				
Nov. 12		Seattle Seahawks	L, 21-28	68,063
Nov. 19	at	Pittsburgh Steelers	W, 34-24	50,925
Nov. 26		Tennessee Titans	W, 16-13	65,454
Dec. 3		Cleveland Browns	W, 48-0	51,262
Dec. 10		Arizona Cardinals	W, 44-10	53,472
Dec. 17	at	Cincinnati Bengals	L, 14-17	50,469
Dec. 23	at	New York Giants	L, 25-28	77,924

2001

Record: 6-10 (.375) • Home: 3-5 (.375) • Away: 3-5 (.375)
5th AFC Central • vs. Division: 5-5 (.500) • vs. Conference: 5-8 (.385)

Head Coach: Tom Coughlin

Date	Opponent	Result	Attendance	
Sept. 9	Pittsburgh Steelers	W, 21-3	63,785	
Sept. 23	Tennessee Titans	W, 13-6	65,994	
Sept. 30	Cleveland Browns •	L, 14-23	57,875	
Oct. 7	at Seattle Seahawks	L, 15-24	54,524	
[WEEK 5 - BYE WEEK]				
Oct. 18	Buffalo Bills •	L, 10-13	58,893	
Oct. 28	at Baltimore Ravens	L, 17-18	69,439	
Nov. 4	at Tennessee Titans	L, 24-28	68,798	
Nov. 11	Cincinnati Bengals	W, 30-13	57,161	
Nov. 18	at Pittsburgh Steelers	L, 7-20	62,644	
Nov. 25	Baltimore Ravens	L, 21-24	53,530	
Dec. 3	Green Bay Packers	L, 21-28	66,908	
Dec. 9	at Cincinnati Bengals	W, 14-10	44,920	
Dec. 16	at Cleveland Browns	W, 15-10	72,818	
Dec. 23	at Minnesota Vikings	W, 33-3	64,150	
Dec. 30	Kansas City Chiefs •	L, 26-30	59,396	
Jan. 6	at Chicago Bears	L, 13-33	66,944	

• TV blackout

2002

Record: 6-10 (.375) • Home: 3-5 (.375) • Away: 3-5 (.375)
3rd AFC South • vs. Division: 1-5 (.167) • vs. Conference: 4-8 (.333)

Head Coach: Tom Coughlin

Date	Opponent	Result	Attendance	
Sept. 8	Indianapolis Colts	L, 25-28	56,595	
Sept. 15	at Kansas City Chiefs	W, 23-16	77,934	
[WEEK 3 - BYE WEEK]				
Sept. 29	New York Jets	W, 28-3	55,670	
Oct. 6	Philadelphia Eagles	W, 28-25	65,005	
Oct. 13	at Tennessee Titans	L, 14-23	68,804	
Oct. 20	at Baltimore Ravens	L, 10-17	69,173	
Oct. 27	Houston Texans	L, 19-21	53,721	
Nov. 3	at New York Giants	L, 17-24	78,337	
Nov. 10	Washington Redskins	W, 26-7	66,665	
Nov. 17	at Houston Texans	W, 24-21	69,711	
Nov. 24	at Dallas Cowboys	L, 19-21	62,204	
Dec. 1	Pittsburgh Steelers	L, 23-25	55,260	
Dec. 8	Cleveland Browns	L, 20-21	46,267	
Dec. 15	at Cincinnati Bengals	W, 29-15	42,092	
Dec. 22	Tennessee Titans •	L, 10-28	51,033	
Dec. 29	at Indianapolis Colts	L, 13-20	56,755	

• TV blackout

2003

Record: 5-11 (.313) • Home: 5-3 (.625) • Away: 0-8 (.000)
3rd AFC South • vs. Division: 2-4 (.333) • vs. Conference: 3-9 (.250)

Head Coach: Jack Del Rio

Date	Opponent	Result	Attendance	
Sept. 7	at Carolina Panthers	L, 23-24	72,134	
Sept. 14	Buffalo Bills •	L, 17-38	58,613	
Sept. 21	at Indianapolis Colts	L, 13-23	55,770	
Sept. 28	at Houston Texans	L, 20-24	70,041	
Oct. 5	San Diego Chargers •	W, 27-21	48,954	
Oct. 12	Miami Dolphins	L, 10-24	66,437	
[WEEK 7 - BYE WEEK]				
Oct. 26	Tennessee Titans •	L, 17-30	55,918	
Nov. 2	at Baltimore Ravens	L, 17-24	69,486	

Nov. 9		Indianapolis Colts •	W, 28-23	45,037
Nov. 16	at	Tennessee Titans	L, 3-10	68,809
Nov. 23	at	New York Jets	L, 10-13	77,614
Nov. 30		Tampa Bay Buccaneers	W, 17-10	60,543
Dec. 7		Houston Texans •	W, 27-0	43,363
Dec. 14	at	New England Patriots	L, 13-27	68,436
Dec. 21		New Orleans Saints •	W, 20-19	49,207
Dec. 28	at	Atlanta Falcons	L, 14-21	70,266

• TV blackout

2004

Record: 9-7 (.563) • Home: 4-4 (.500) • Away: 5-3 (.625)
2nd AFC South • vs. Division: 2-4 (.333) • vs. Conference: 6-6 (.500)

Head Coach: Jack Del Rio

Date	Opponent	Result	Attendance	
Sept. 12	at Buffalo Bills	W, 13-10	72,389	
Sept. 19	Denver Broncos •	W, 7-6	69,127	
Sept. 26	at Tennessee Titans	W, 15-12	68,932	
Oct. 3	Indianapolis Colts	L, 17-24	73,114	
Oct. 10	at San Diego Chargers	L, 21-34	52,101	
Oct. 17	Kansas City Chiefs •	W, 22-16	66,413	
Oct. 24	at Indianapolis Colts	W, 27-24	56,615	
Oct. 31	at Houston Texans	L, 6-20	70,502	
[WEEK 9 - BYE WEEK]				
Nov. 14	Detroit Lions •	W, 23-17 (OT)	66,431	
Nov. 21	Tennessee Titans •	L, 15-18	69,703	
Nov. 28	at Minnesota Vikings	L, 16-27	64,004	
Dec. 5	Pittsburgh Steelers	L, 16-17	76,877	
Dec. 12	Chicago Bears •	W, 22-3	67,572	
Dec. 19	at Green Bay Packers	W, 28-25	70,437	
Dec. 26	Houston Texans •	L, 0-21	66,227	
Jan. 2	at Oakland Raiders	W, 13-6	41,112	

• TV blackout

2005

Record: 12-4 (.750) • Home: 6-2 (.750) • Away: 6-2 (.750)
2nd AFC South • vs. Division: 4-2 (.667) • vs. Conference: 9-3 (.750)

Head Coach: Jack Del Rio

Date	Opponent	Result	Attendance	
Sept. 11	Seattle Seahawks	W, 26-14	65,204	
Sept. 18	at Indianapolis Colts	L, 3-10	56,460	
Sept. 25	at New York Jets	W, 26-20 (OT)	77,422	
Oct. 2	Denver Broncos	L, 7-20	66,045	
Oct. 9	Cincinnati Bengals	W, 23-20	66,137	
Oct. 16	at Pittsburgh Steelers	W, 23-17 (OT)	63,891	
[WEEK 7 - BYE WEEK]				
Oct. 30	at St. Louis Rams	L, 21-24	65,251	
Nov. 6	Houston Texans	W, 21-14	64,613	
Nov. 13	Baltimore Ravens	W, 30-3	66,107	
Nov. 20	at Tennessee Titans	W, 31-28	69,149	
Nov. 27	at Arizona Cardinals	W, 24-17	37,198	
Dec. 4	at Cleveland Browns	W, 20-14	70,941	
Dec. 11	Indianapolis Colts	L, 18-26	67,164	
Dec. 18	San Francisco 49ers	W, 10-9	64,764	
Dec. 24	at Houston Texans	W, 38-20	70,025	
Jan. 1	Tennessee Titans	W, 40-13	64,485	

AFC Wild Card Playoff Game

Jan. 7	at	New England Patriots	L, 3-28	68,756
--------	----	----------------------	---------	--------

2006

Record: 8-8 (.500) • Home: 6-2 (.750) • Away: 2-6 (.250)
3rd AFC South • vs. Division: 2-4 (.333) • vs. Conference: 5-7 (.417)

Head Coach: Jack Del Rio

Date	Opponent	Result	Attendance	
Sept. 10	Dallas Cowboys	W, 24-17	67,164	
Sept. 18	Pittsburgh Steelers	W, 9-0	67,164	
Sept. 24	at Indianapolis Colts	L, 14-21	57,041	
Oct. 1	at Washington Redskins	L, 30-36 (OT)	89,450	
Oct. 8	New York Jets	W, 41-0	66,604	
[WEEK 6 - BYE WEEK]				
Oct. 22	at Houston Texans	L, 7-27	70,035	
Oct. 29	at Philadelphia Eagles	W, 13-6	69,249	
Nov. 5	Tennessee Titans	W, 37-7	66,524	
Nov. 12	Houston Texans	L, 10-13	65,918	

YEAR-BY-YEAR RESULTS

Nov. 20		New York Giants	W, 26-10	67,164
Nov. 26	at	Buffalo Bills	L, 24-27	63,608
Dec. 3	at	Miami Dolphins	W, 24-10	73,160
Dec. 10		Indianapolis Colts	W, 44-17	67,164
Dec. 17	at	Tennessee Titans	L, 17-24	69,143
Dec. 24		New England Patriots	L, 21-24	67,164
Dec. 31	at	Kansas City Chiefs	L, 30-35	77,500

2007

Record: 11-5 (.688) • Home: 6-2 (.750) • Away: 5-3 (.625)
2nd AFC South • vs. Division: 2-4 (.333) • vs. Conference: 8-4 (.667)

Head Coach: Jack Del Rio

Date		Opponent	Result	Attendance
Sept. 9		Tennessee Titans	L, 10-13	65,437
Sept. 16		Atlanta Falcons •	W, 13-7	61,821
Sept. 23	at	Denver Broncos	W, 23-14	76,463
		[WEEK 4 - BYE WEEK]		
Oct. 7	at	Kansas City Chiefs	W, 17-7	76,917
Oct. 14		Houston Texans •	W, 37-17	63,715
Oct. 22		Indianapolis Colts	L, 7-29	67,164
Oct. 28	at	Tampa Bay Buccaneers	W, 24-23	65,133
Nov. 4	at	New Orleans Saints	L, 24-41	70,009
Nov. 11	at	Tennessee Titans	W, 28-13	69,143
Nov. 18		San Diego Chargers	W, 24-17	66,732
Nov. 25		Buffalo Bills •	W, 36-14	64,546
Dec. 2	at	Indianapolis Colts	L, 25-28	57,302
Dec. 9		Carolina Panthers	W, 37-6	66,090
Dec. 16	at	Pittsburgh Steelers	W, 29-22	58,793
Dec. 23		Oakland Raiders	W, 49-11	66,905
Dec. 30	at	Houston Texans	L, 28-42	70,660

AFC Wild Card Playoff Game

Jan. 5	at	Pittsburgh Steelers	W, 31-29	63,629
--------	----	---------------------	----------	--------

AFC Divisional Playoff Game

Jan. 12	at	New England Patriots	L, 20-31	68,756
---------	----	----------------------	----------	--------

• TV blackout

2008

Record: 5-11 (.313) • Home: 2-6 (.250) • Away: 3-5 (.375)
4th AFC South • vs. Division: 2-4 (.333) • vs. Conference: 3-9 (.250)

Head Coach: Jack Del Rio

Date		Opponent	Result	Attendance
Sept. 7	at	Tennessee Titans	L, 10-17	69,143
Sept. 14		Buffalo Bills	L, 16-20	65,167
Sept. 21	at	Indianapolis Colts	W, 23-21	65,938
Sept. 28		Houston Texans	W, 30-27 (OT)	64,061
Oct. 5		Pittsburgh Steelers	L, 21-26	65,908
Oct. 12	at	Denver Broncos	W, 24-17	75,674
		[WEEK 7 - BYE WEEK]		
Oct. 26		Cleveland Browns	L, 17-23	64,775
Nov. 2	at	Cincinnati Bengals	L, 19-21	64,238
Nov. 9	at	Detroit Lions	W, 38-14	52,631
Nov. 16		Tennessee Titans	L, 14-24	65,258
Nov. 23		Minnesota Vikings	L, 12-30	65,064
Dec. 1	at	Houston Texans	L, 17-30	70,809
Dec. 7	at	Chicago Bears	L, 10-23	61,736
Dec. 14		Green Bay Packers	W, 20-16	65,457
Dec. 18		Indianapolis Colts	L, 24-31	65,648
Dec. 28	at	Baltimore Ravens	L, 7-27	71,366

2009

Record: 7-9 (.438) • Home: 5-3 (.625) • Away: 2-6 (.250)
4th AFC South • vs. Division: 3-3 (.500) • vs. Conference: 6-6 (.500)

Head Coach: Jack Del Rio

Date		Opponent	Result	Attendance
Sept. 13	at	Indianapolis Colts	L, 12-14	65,757
Sept. 20		Arizona Cardinals •	L, 17-31	46,520
Sept. 27	at	Houston Texans	W, 31-24	70,083
Oct. 4		Tennessee Titans •	W, 37-17	49,014
Oct. 11	at	Seattle Seahawks	L, 0-41	67,228
Oct. 18		St. Louis Rams •	W, 23-20 (OT)	42,088
		[WEEK 7 - BYE WEEK]		
Nov. 1	at	Tennessee Titans	L, 13-30	69,143
Nov. 8		Kansas City Chiefs •	W, 24-21	45,546

Nov. 15	at	New York Jets	W, 24-22	76,313
Nov. 22		Buffalo Bills •	W, 18-15	47,757
Nov. 29	at	San Francisco 49ers	L, 3-20	69,732
Dec. 6		Houston Texans •	W, 23-18	42,079
Dec. 13		Miami Dolphins •	L, 10-14	60,457
Dec. 17		Indianapolis Colts	L, 31-35	63,753
Dec. 27	at	New England Patriots	L, 7-35	68,756
Jan. 3	at	Cleveland Browns	L, 17-23	66,935

• TV blackout

2010

Record: 8-8 (.500) • Home: 5-3 (.625) • Away: 3-5 (.375)
2nd AFC South • vs. Division: 3-3 (.500) • vs. Conference: 7-5 (.583)

Head Coach: Jack Del Rio

Date		Opponent	Result	Attendance
Sept. 12		Denver Broncos	W, 24-17	63,636
Sept. 19	at	San Diego Chargers	L, 13-38	62,691
Sept. 26		Philadelphia Eagles	L, 3-28	63,256
Oct. 3		Indianapolis Colts	W, 31-28	63,111
Oct. 10	at	Buffalo Bills	W, 36-26	58,304
Oct. 18		Tennessee Titans	L, 3-30	63,625
Oct. 24	at	Kansas City Chiefs	L, 20-42	69,105
Oct. 31	at	Dallas Cowboys	W, 35-17	81,395
		[WEEK 9 - BYE WEEK]		
Nov. 14		Houston Texans	W, 31-24	62,340
Nov. 21		Cleveland Browns	W, 24-20	62,254
Nov. 28	at	New York Giants	L, 20-24	78,533
Dec. 5	at	Tennessee Titans	W, 17-6	69,143
Dec. 12		Oakland Raiders	W, 38-31	62,570
Dec. 18	at	Indianapolis Colts	L, 24-34	67,147
Dec. 26		Washington Redskins	L, 17-20 (OT)	63,470
Jan. 2	at	Houston Texans	L, 17-34	71,023

2011

Record: 5-11 (.313) • Home: 4-4 (.500) • Away: 1-7 (.125)
3rd AFC South • vs. Division: 3-3 (.500) • vs. Conference: 4-8 (.333)

Head Coach: Jack Del Rio (3-8, .273)

Date		Opponent	Result	Attendance
Sept. 11		Tennessee Titans	W, 16-14	61,619
Sept. 19	at	New York Jets	L, 3-32	78,834
Sept. 26	at	Carolina Panthers	L, 10-16	71,704
Oct. 2		New Orleans Saints	L, 10-23	62,471
Oct. 9		Cincinnati Bengals	L, 20-30	61,799
Oct. 16	at	Pittsburgh Steelers	L, 13-17	62,934
Oct. 24		Baltimore Ravens	W, 12-7	62,976
Oct. 30	at	Houston Texans	L, 14-24	71,412
		[WEEK 9 - BYE WEEK]		
Nov. 13	at	Indianapolis Colts	W, 17-3	64,619
Nov. 20	at	Cleveland Browns	L, 10-14	63,498
Nov. 27		Houston Texans	L, 13-20	62,004

Head Coach: Mel Tucker (2-3, .400)

Dec. 5		San Diego Chargers	L, 14-38	62,743
Dec. 11		Tampa Bay Buccaneers	W, 41-14	62,562
Dec. 15	at	Atlanta Falcons	L, 14-41	68,856
Dec. 24	at	Tennessee Titans	L, 17-23	69,143
Jan. 1		Indianapolis Colts	W, 19-13	62,481

2012

Record: 2-14 (.125) • Home: 1-7 (.125) • Away: 1-7 (.125)
4th AFC South • vs. Division: 2-4 (.333) • vs. Conference: 2-10 (.167)

Head Coach: Mike Mularkey

Date		Opponent	Result	Attendance
Sept. 9	at	Minnesota Vikings	L, 23-26 (OT)	56,607
Sept. 16		Houston Texans	L, 7-27	62,907
Sept. 23	at	Indianapolis Colts	W, 22-17	63,536
Sept. 30		Cincinnati Bengals	L, 10-27	63,030
Oct. 7		Chicago Bears	L, 3-41	67,012
		[WEEK 6 - BYE WEEK]		
Oct. 21	at	Oakland Raiders	L, 23-26 (OT)	51,634
Oct. 28	at	Green Bay Packers	L, 15-24	70,464
Nov. 4		Detroit Lions	L, 14-31	63,050
Nov. 8		Indianapolis Colts	L, 10-27	63,272
Nov. 18	at	Houston Texans	L, 37-43 (OT)	71,676
Nov. 25		Tennessee Titans	W, 24-19	63,323
Dec. 2	at	Buffalo Bills	L, 18-34	53,971

YEAR-BY-YEAR RESULTS

Dec. 9		New York Jets	L, 10-17	67,027
Dec. 16	at	Miami Dolphins	L, 3-24	53,667
Dec. 23		New England Patriots	L, 16-23	70,251
Dec. 30	at	Tennessee Titans	L, 20-38	69,143

2013

Record: 4-12 (.250) • **Home:** 1-7 (.125) • **Away:** 3-5 (.375)
3rd AFC South • **vs. Division:** 3-3 (.500) • **vs. Conference:** 4-8 (.333)

Head Coach: Gus Bradley

Date		Opponent	Result	Attendance
Sept. 8		Kansas City Chiefs	L, 2-28	59,416
Sept. 15	at	Oakland Raiders	L, 9-19	49,400
Sept. 22	at	Seattle Seahawks	L, 17-45	68,087
Sept. 29		Indianapolis Colts	L, 3-37	59,695
Oct. 6	at	St. Louis Rams	L, 20-34	54,266
Oct. 13	at	Denver Broncos	L, 19-35	76,862
Oct. 20		San Diego Chargers	L, 6-24	59,550
Oct. 27		San Francisco 49ers*	L, 10-42	83,559
[WEEK 9 - BYE WEEK]				
Nov. 10	at	Tennessee Titans	W, 29-27	69,143
Nov. 17		Arizona Cardinals	L, 14-27	59,862
Nov. 24	at	Houston Texans	W, 13-6	71,659
Dec. 1	at	Cleveland Browns	W, 32-28	69,654
Dec. 5		Houston Texans	W, 27-20	60,414
Dec. 15		Buffalo Bills	L, 20-27	60,085
Dec. 22		Tennessee Titans	L, 16-20	60,559
Dec. 29	at	Indianapolis Colts	L, 10-30	66,008

* Wembley Stadium in London, U.K.

2014

Record: 3-13 (.188) • **Home:** 3-5 (.375) • **Away:** 0-8 (.000)
3rd AFC South • **vs. Division:** 1-5 (.167) • **vs. Conference:** 2-10 (.167)

Head Coach: Gus Bradley

Date		Opponent	Result	Attendance
Sept. 7	at	Philadelphia Eagles	L, 17-34	69,596
Sept. 14	at	Washington Redskins	L, 10-41	80,037
Sept. 21		Indianapolis Colts	L, 17-44	60,601
Sept. 28	at	San Diego Chargers	L, 14-33	56,553
Oct. 5		Pittsburgh Steelers	L, 9-17	66,198
Oct. 12	at	Tennessee Titans	L, 14-16	69,143
Oct. 19		Cleveland Browns	W, 24-6	61,341
Oct. 26		Miami Dolphins	L, 13-27	65,633
Nov. 2	at	Cincinnati Bengals	L, 23-33	60,057
Nov. 9		Dallas Cowboys*	L, 17-31	83,603
[WEEK 11 - BYE WEEK]				
Nov. 23	at	Indianapolis Colts	L, 3-23	64,328
Nov. 30		New York Giants	W, 25-24	64,687
Dec. 7		Houston Texans	L, 13-27	61,070
Dec. 14	at	Baltimore Ravens	L, 12-20	70,801
Dec. 18		Tennessee Titans	W, 21-13	61,202
Dec. 28	at	Houston Texans	L, 17-23	71,777

* Wembley Stadium in London, U.K.

2015

Record: 5-11 (.313) • **Home:** 4-4 (.500) • **Away:** 1-7 (.125)
3rd AFC South • **vs. Division:** 2-4 (.333) • **vs. Conference:** 5-7 (.417)

Head Coach: Gus Bradley

Date		Opponent	Result	Attendance
Sept. 13		Carolina Panthers	L, 9-20	60,733
Sept. 20		Miami Dolphins	W, 23-20	65,443
Sept. 27	at	New England Patriots	L, 17-51	66,829
Oct. 4	at	Indianapolis Colts	L, 13-16 (OT)	65,609
Oct. 11	at	Tampa Bay Buccaneers	L, 31-38	58,490
Oct. 18		Houston Texans	L, 20-31	58,085
Oct. 25		Buffalo Bills*	W, 34-31	84,021
[WEEK 8 - BYE WEEK]				
Nov. 8	at	New York Jets	L, 23-28	78,160
Nov. 15	at	Baltimore Ravens	W, 22-20	70,837
Nov. 19		Tennessee Titans	W, 19-13	60,121
Nov. 29		San Diego Chargers	L, 25-31	59,477
Dec. 6	at	Tennessee Titans	L, 39-42	57,355
Dec. 13		Indianapolis Colts	W, 51-16	62,372
Dec. 20		Atlanta Falcons	L, 17-23	64,016
Dec. 27	at	New Orleans Saints	L, 27-38	73,064
Jan. 3	at	Houston Texans	L, 6-30	71,899

* Wembley Stadium in London, U.K.

2016

Record: 3-13 (.188) • **Home:** 2-6 (.250) • **Away:** 1-7 (.125)
4th AFC South • **vs. Division:** 2-4 (.333) • **vs. Conference:** 2-10 (.167)

Head Coach: Gus Bradley (2-12, .143)

Date		Opponent	Result	Attendance
Sept. 11		Green Bay Packers	L, 23-27	63,179
Sept. 18	at	San Diego Chargers	L, 14-38	52,165
Sept. 25		Baltimore Ravens	L, 17-19	60,127
Oct. 2		Indianapolis Colts*	W, 30-27	83,764
[WEEK 5 - BYE WEEK]				
Oct. 16	at	Chicago Bears	W, 17-16	61,054
Oct. 23		Oakland Raiders	L, 16-33	62,614
Oct. 27	at	Tennessee Titans	L, 22-36	61,619
Nov. 6	at	Kansas City Chiefs	L, 14-19	73,294
Nov. 13		Houston Texans	L, 21-24	62,091
Nov. 20	at	Detroit Lions	L, 19-26	61,486
Nov. 27	at	Buffalo Bills	L, 21-28	67,849
Dec. 4		Denver Broncos	L, 10-20	63,075
Dec. 11		Minnesota Vikings	L, 16-25	62,701
Dec. 18	at	Houston Texans	L, 20-21	71,803

Head Coach: Doug Marrone (1-1, .500)

Dec. 24		Tennessee Titans	W, 38-17	59,621
Jan. 1	at	Indianapolis Colts	L, 20-24	65,160

* Wembley Stadium in London, U.K.

YEAR-BY-YEAR RESULTS								
Year	W-L	W%	Place	Home	Road	Div.	Conf.	Head Coach
2016	3-13	.188	4th	2-6	1-7	2-4	2-10	Bradley/Marrone
2015	5-11	.313	3rd	4-4	1-7	2-4	5-7	Gus Bradley
2014	3-13	.188	3rd	3-5	0-8	1-5	2-10	Gus Bradley
2013	4-12	.250	3rd	1-7	3-5	3-3	4-8	Gus Bradley
2012	2-14	.125	4th	1-7	1-7	2-4	2-10	Mike Mularkey
2011	5-11	.313	3rd	4-4	1-7	3-3	4-8	Del Rio/Tucker
2010	8-8	.500	2nd	5-3	3-5	3-3	7-5	Jack Del Rio
2009	7-9	.438	4th	5-3	2-6	3-3	6-6	Jack Del Rio
2008	5-11	.313	4th	2-6	3-5	2-4	3-9	Jack Del Rio
2007	11-5	.688	2nd	6-2	5-3	2-4	8-4	Jack Del Rio
2006	8-8	.500	3rd	6-2	2-6	2-4	5-7	Jack Del Rio
2005	12-4	.750	2nd	6-2	6-2	4-2	9-3	Jack Del Rio
2004	9-7	.563	2nd	4-4	5-3	2-4	6-6	Jack Del Rio
2003	5-11	.313	3rd	5-3	0-8	2-4	3-9	Jack Del Rio
2002	6-10	.375	3rd	3-5	3-5	1-5	4-8	Tom Coughlin
2001	6-10	.375	5th	3-5	3-5	5-5	5-8	Tom Coughlin
2000	7-9	.438	4th	4-4	3-5	5-5	5-7	Tom Coughlin
1999	14-2	.875	1st	7-1	7-1	8-2	10-2	Tom Coughlin
1998	11-5	.688	1st	7-1	4-4	6-2	8-4	Tom Coughlin
1997	11-5	.688	2nd	7-1	4-4	6-2	9-3	Tom Coughlin
1996	9-7	.563	2nd	7-1	2-6	5-3	7-5	Tom Coughlin
1995	4-12	.250	5th	2-6	2-6	4-4	4-8	Tom Coughlin

PRESEASON RESULTS

1995

Record: 2-3 (.400)

Date	Opponent	Result
July 29	Carolina Panthers*	L, 14-20
Aug. 4	at Miami Dolphins	W, 24-21
Aug. 10	at Detroit Lions	L, 3-19
Aug. 18	St. Louis Rams	L, 10-27
Aug. 25	Denver Broncos	W, 23-17

* Hall of Fame Game (Canton, Ohio)

1996

Record: 2-2 (.500)

Date	Opponent	Result
Aug. 2	New York Giants	L, 17-24
Aug. 9	at St. Louis Rams	L, 10-17
Aug. 18	San Francisco 49ers	W, 38-10
Aug. 23	at Denver Broncos	W, 31-24

1997

Record: 4-0 (1.000)

Date	Opponent	Result
Aug. 3	Carolina Panthers	W, 23-9
Aug. 9	at New York Giants	W, 38-16
Aug. 18	at San Francisco 49ers	W, 28-20
Aug. 22	Atlanta Falcons	W, 26-17

1998

Record: 2-2 (.500)

Date	Opponent	Result
Aug. 8	at Carolina Panthers	L, 27-30
Aug. 14	at New York Giants	W, 24-10
Aug. 22	at Kansas City Chiefs	L, 21-22
Aug. 27	Dallas Cowboys	W, 42-20

1999

Record: 3-1 (.750)

Date	Opponent	Result
Aug. 13	Carolina Panthers	W, 35-10
Aug. 21	at New York Giants	L, 20-27
Aug. 22	at Kansas City Chiefs	W, 31-6
Sept. 2	at Dallas Cowboys	W, 27-6

2000

Record: 3-1 (.750)

Date	Opponent	Result
Aug. 4	at Carolina Panthers	W, 34-14
Aug. 11	at New York Giants	W, 16-13
Aug. 19	at Kansas City Chiefs	W, 28-23
Aug. 24	Atlanta Falcons	L, 20-31

2001

Record: 2-2 (.500)

Date	Opponent	Result
Aug. 10	Carolina Panthers	W, 18-16
Aug. 16	at New York Giants	L, 5-27
Aug. 23	at Kansas City Chiefs	W, 28-23
Aug. 30	at Dallas Cowboys	L, 17-27

2002

Record: 1-3 (.250)

Date	Opponent	Result
Aug. 9	at Atlanta Falcons	L, 13-23
Aug. 16	Tampa Bay Buccaneers	L, 0-20
Aug. 23	at Chicago Bears*	W, 24-16
Aug. 29	Dallas Cowboys	L, 25-28

* Champaign, Ill.

2003

Record: 3-1 (.750)

Date	Opponent	Result
Aug. 9	at Minnesota Vikings	W, 16-14
Aug. 15	Miami Dolphins	W, 27-23
Aug. 23	at Tampa Bay Buccaneers	L, 6-10
Aug. 28	Washington Redskins	W, 17-15

2004

Record: 3-1 (.750)

Date	Opponent	Result
Aug. 14	at Miami Dolphins	L, 5-16
Aug. 20	Tampa Bay Buccaneers	W, 14-6
Aug. 27	Green Bay Packers	W, 9-7
Sept. 2	at New England Patriots	W, 31-0

2005

Record: 2-2 (.500)

Date	Opponent	Result
Aug. 13	Miami Dolphins	W, 27-17
Aug. 20	at Tampa Bay Buccaneers	W, 20-17
Aug. 25	Atlanta Falcons	L, 7-23
Sept. 1	at Dallas Cowboys	L, 20-27

2006

Record: 3-1 (.750)

Date	Opponent	Result
Aug. 12	at Miami Dolphins	W, 21-26
Aug. 19	Carolina Panthers	L, 10-17
Aug. 26	Tampa Bay Buccaneers	W, 29-18
Aug. 31	at Atlanta Falcons	W, 20-17

2007

Record: 3-1 (.750)

Date	Opponent	Result
Aug. 11	at Miami Dolphins	L, 17-18
Aug. 18	Tampa Bay Buccaneers	W, 31-19
Aug. 23	at Green Bay Packers	W, 21-13
Aug. 30	Washington Redskins	W, 31-14

2008

Record: 3-1 (.750)

Date	Opponent	Result
Aug. 9	Atlanta Falcons	W, 20-17
Aug. 16	Miami Dolphins	L, 14-19
Aug. 23	at Tampa Bay Buccaneers	W, 23-17
Aug. 28	at Washington Redskins	W, 24-3

2009

Record: 1-3 (.250)

Date	Opponent	Result
Aug. 17	at Miami Dolphins	L, 9-12
Aug. 22	Tampa Bay Buccaneers	L, 23-24
Aug. 27	at Philadelphia Eagles	L, 32-33
Sept. 3	Washington Redskins	W, 24-17

2010

Record: 2-2 (.500)

Date	Opponent	Result
Aug. 13	at Philadelphia Eagles	L, 27-28
Aug. 21	Miami Dolphins	L, 26-27
Aug. 28	at Tampa Bay Buccaneers	W, 19-13
Sept. 2	Atlanta Falcons	W, 13-9

2011

Record: 1-3 (.250)

Date	Opponent	Result
Aug. 11	at New England Patriots	L, 12-47
Aug. 19	Atlanta Falcons	W, 15-13
Aug. 27	at Buffalo Bills	L, 32-35 (OT)
Sept. 1	St. Louis Rams	L, 17-24

2012

Record: 3-1 (.750)

Date	Opponent	Result
Aug. 10	New York Giants	W, 32-31
Aug. 17	at New Orleans Saints	W, 27-24
Aug. 23	at Baltimore Ravens	L, 17-48
Aug. 30	Atlanta Falcons	W, 24-14

2013

Record: 1-3 (.250)

Date	Opponent	Result
Aug. 9	Miami Dolphins	L, 3-27
Aug. 17	at New York Jets	L, 13-37
Aug. 24	Philadelphia Eagles	L, 24-31
Aug. 29	at Atlanta Falcons	W, 20-16

2014

Record: 1-3 (.250)

Date	Opponent	Result
Aug. 8	Tampa Bay Buccaneers	W, 16-10
Aug. 17	at Chicago Bears	L, 19-20
Aug. 24	at Detroit Lions	L, 12-13
Aug. 29	Atlanta Falcons	L, 14-24

2015

Record: 2-2 (.500)

Date	Opponent	Result
Aug. 14	Pittsburgh Steelers	W, 23-21
Aug. 22	at New York Giants	L, 12-22
Aug. 28	Detroit Lions	L, 17-22
Sept. 3	at Washington Redskins	W, 17-16

2016

Record: 1-3 (.250)

Date	Opponent	Result
Aug. 11	at New York Jets	L, 13-17
Aug. 20	Tampa Bay Buccaneers	L, 21-27
Aug. 28	Cincinnati Bengals	W, 26-21
Sept. 1	at Atlanta Falcons	L, 15-17



PRESEASON SERIES RECORDS

Opponent	W-L	W%	PF Avg.	PA Avg.	Last
Atlanta	7-5	.583	17.3	18.4	2016
Baltimore	0-1	.000	17.0	48.0	2012
Buffalo	0-1	.000	32.0	35.0	2011
Carolina	4-3	.571	23.0	16.6	2006
Chicago	1-1	.500	21.5	18.0	2014
Cincinnati	1-0	1.000	26.0	21.0	2016
Dallas	2-3	.400	26.2	21.6	2005
Denver	2-0	1.000	27.0	20.5	1996
Detroit	0-3	.000	10.7	18.0	2015
Green Bay	2-0	1.000	15.0	10.0	2007
Kansas City	3-1	.750	27.0	18.5	2001
Miami	4-6	.400	18.3	20.6	2013
Minnesota	1-0	1.000	16.0	14.0	2003
New England	1-1	.500	21.5	23.5	2011
New Orleans	1-0	1.000	27.0	24.0	2012
N.Y. Giants	4-4	.500	18.6	20.4	2015
N.Y. Jets	0-2	.000	13.0	27.0	2016
Philadelphia	0-3	.000	27.7	30.7	2013
Pittsburgh	1-0	1.000	23.0	21.0	2015
St. Louis	0-3	.000	12.3	22.7	2011
San Francisco	2-0	1.000	33.0	15.0	1997
Tampa Bay	7-4	.636	18.4	16.5	2016
Washington	5-0	1.000	22.6	13.0	2015
	47-38	.553	20.4	18.5	

SERIES RESULTS

ARIZONA CARDINALS



Head Coach: Bruce Arians (since 2013 • 41-22, .648)
Stadium: University of Phoenix Stadium (since 2006 • 63,400)

Regular Season Series: 2-2 (.500) **Home Record:** 1-2 (.333)
Postseason Series: 0-0 (.000) **Road Record:** 1-0 (1.000)

Date	Location	Result	Attendance
Nov. 17, 2013	Jacksonville	L, 14-27	59,862
Sept. 20, 2009	Jacksonville	L, 17-31	46,520
Nov. 27, 2005	Arizona	W, 24-17	37,198
Dec. 10, 2000	Jacksonville	W, 44-10	53,472

- Jacksonville's 44-10 win vs. Arizona on Dec. 10, 2000 tied for the fifth-most points in regular season franchise history, as well as the club's most ever against an NFC opponent. The Jaguars' 34-point margin of victory was the sixth-largest in team history and second-largest ever against an NFC foe (W, 41-3; 38 vs. S.F. on Sept. 12, 1999).

- Jacksonville went undefeated (1-0) against the Cardinals at Sun Devil Stadium (1988-2005).



ATLANTA FALCONS



Head Coach: Dan Quinn (since 2015 • 19-13, .594)
Stadium: Mercedes-Benz Stadium (since 2017 • 71,000)

Regular Season Series: 3-3 (.500) **Home Record:** 2-1 (.667)
Postseason Series: 0-0 (.000) **Road Record:** 1-2 (1.000)

Date	Location	Result	Attendance
Dec. 20, 2015	Jacksonville	L, 17-23	64,016
Dec. 15, 2011	Atlanta	L, 14-41	68,856
Sept. 16, 2007	Jacksonville	W, 13-7	61,821
Dec. 28, 2003	Atlanta	L, 14-21	70,266
Nov. 7, 1999	Atlanta	W, 30-7	68,466
Dec. 22, 1996	Jacksonville	W, 19-17	71,449



BALTIMORE RAVENS



Head Coach: John Harbaugh (since 2008 • 77-51, .602)
Stadium: M&T Bank Stadium (since 1998 • 71,008)

Regular Season Series: 11-9 (.550) **Home Record:** 6-3 (.667)
Postseason Series: 0-0 (.000) **Road Record:** 5-6 (.455)

Date	Location	Result	Attendance
Sept. 25, 2016	Jacksonville	L, 17-19	60,127
Nov. 15, 2015	Baltimore	W, 22-20	70,837
Dec. 14, 2014	Baltimore	L, 12-20	70,801
Oct. 24, 2011	Jacksonville	W, 12-7	62,976
Dec. 28, 2008	Baltimore	L, 7-27	71,366
Nov. 13, 2005	Jacksonville	W, 30-3	66,107
Nov. 2, 2003	Baltimore	L, 17-24	69,486
Oct. 20, 2002	Baltimore	L, 10-17	69,173
Nov. 25, 2001	Jacksonville	L, 21-24	53,530
Oct. 28, 2001	Baltimore	L, 17-18	69,439
Oct. 8, 2000	Jacksonville	L, 10-15	65,194
Sept. 10, 2000	Baltimore	L, 36-39	68,843
Nov. 28, 1999	Baltimore	W, 30-23	68,428
Nov. 14, 1999	Jacksonville	W, 6-3	67,391
Nov. 1, 1998	Baltimore	W, 45-19	68,915
Sept. 20, 1998	Jacksonville	W, 24-10	67,069
Nov. 30, 1997	Jacksonville	W, 29-27	63,712
Aug. 31, 1997	Baltimore	W, 28-27	61,018
Nov. 24, 1996	Baltimore	W, 28-25 (OT)	57,384
Nov. 10, 1996	Jacksonville	W, 30-27	64,628

- Jacksonville's .550 winning percentage against Baltimore is the second-best figure vs. any team faced in franchise history, trailing only a .688 (11-5) mark set against Cleveland (min. 15 games). The Jaguars also own a .667 winning percentage vs. the Ravens at EverBank Field, marking the best home winning percentage against any opponent in team history (min. five games).

- Jacksonville has won three of its last six contests against Baltimore, including two of their last four overall.

- From 1996-2001, the Jaguars posted an 8-4 (.667) record against the Ravens in the AFC Central, winning each of their first eight contests in the series.

- Fifteen of the 18 meetings between the Jaguars and Ravens have been decided by eight or fewer points, including 11 of the last 13 since 1999. Jacksonville is 8-7 (.533) all-time in one-possession games vs. Baltimore.

BUFFALO BILLS



Head Coach: Sean McDermott (since 2017 • 0-0, .000)
Stadium: Ralph Wilson Stadium (since 1973 • 71,870)

Regular Season Series: 6-8 (.429) **Home Record:** 3-4 (.429)
Postseason Series: 1-0 (1.000) **Road Record:** 3-4 (.429)

Date	Location	Result	Attendance
Nov. 27, 2016	Buffalo	L, 21-28	67,849
Oct. 25, 2015	London*	W, 34-31	84,021
Dec. 15, 2013	Jacksonville	L, 20-27	60,085
Dec. 2, 2012	Buffalo	L, 18-34	53,971
Oct. 10, 2010	Buffalo	W, 36-26	58,304
Nov. 22, 2009	Jacksonville	W, 18-15	47,757
Sept. 14, 2008	Jacksonville	L, 16-20	65,167
Nov. 25, 2007	Jacksonville	W, 36-14	64,546
Nov. 26, 2006	Buffalo	L, 24-27	63,608
Sept. 12, 2004	Buffalo	W, 13-10	72,389
Sept. 14, 2003	Jacksonville	L, 17-38	58,613
Oct. 18, 2001	Jacksonville	L, 10-13	58,893
Oct. 18, 1998	Buffalo	L, 16-17	77,635
Dec. 14, 1997	Buffalo	W, 20-14	41,231
<i>Dec. 28, 1996</i>	<i>Buffalo (WC)</i>	<i>W, 30-27</i>	<i>70,213</i>

* Wembley Stadium

- Jacksonville has won three of its last six games against Buffalo, as well as four of its last eight overall.

- The Jaguars earned their first ever victory in the NFL International Series when they defeated the Bills, 34-31, at London's Wembley Stadium on Oct. 25, 2015.

- Jacksonville has produced 34-plus points on three occasions in the all-time series vs. Buffalo. The Jaguars have done so at least three times against only two other teams in franchise history (Tennessee - four; Houston - three).

- Jacksonville defeated Buffalo, 30-27, in the Wild Card game on Dec. 28, 1996 at Ralph Wilson Stadium, marking the first win of the deepest postseason run in franchise history (lost to New England, 20-6, in the AFC Championship game). The Bills are one of three NFL teams that the Jaguars have defeated but never lost to in the playoffs, joining Miami (1-0) and Pittsburgh (1-0).



CAROLINA PANTHERS



Head Coach: Ron Rivera (since 2011 • 53-42-1, .557)
Stadium: Bank of America Stadium (since 1996 • 73,298)

Regular Season Series: 3-3 (.500) **Home Record:** 2-1 (.667)
Postseason Series: 0-0 (.000) **Road Record:** 1-2 (.333)

Date	Location	Result	Attendance
Sept. 13, 2015	Jacksonville	L, 9-20	60,733
Sept. 25, 2011	Carolina	L, 10-16	71,704
Dec. 9, 2007	Jacksonville	W, 37-6	66,090
Sept. 7, 2003	Carolina	L, 23-24	72,134
Sept. 19, 1999	Carolina	W, 22-20	64,261
Sept. 29, 1996	Jacksonville	W, 24-14	71,537

- In 2015, Jacksonville fell to Carolina, 20-9, in the season opener at EverBank Field. It was the first of 15 consecutive victories for the Panthers, who finished the regular season 15-1 (.938) and advanced to Super Bowl 50 (lost to Denver, 24-10).

- The Jaguars' last win vs. Carolina was on Dec. 9, 2007 (W, 37-6) at home. That game's 31-point margin of victory is the club's third-largest since the start of 2007.



CHICAGO BEARS



Head Coach: John Fox (since 2015 • 9-23, .281)
Stadium: Soldier Field (since 1971 • 61,500)

Regular Season Series: 3-4 (.429) **Home Record:** 1-2 (.333)
Postseason Series: 0-0 (.000) **Road Record:** 2-2 (.500)

Date	Location	Result	Attendance
Oct. 16, 2016	Chicago	W, 17-16	61,054
Oct. 7, 2012	Jacksonville	L, 3-41	67,012
Dec. 7, 2008	Chicago	L, 10-23	61,736
Dec. 12, 2004	Jacksonville	W, 22-3	67,572
Jan. 6, 2002	Chicago	L, 13-33	66,944
Sept. 6, 1998	Chicago	W, 24-23	55,614
Oct. 15, 1995	Jacksonville	L, 27-30	72,020

SERIES RESULTS

CINCINNATI BENGALS

Head Coach: Marvin Lewis (since 2003 • 112-94-2, .543)
Stadium: Paul Brown Stadium (since 2000 • 65,535)

Regular Season Series: 11-9 (.550) **Home Record:** 7-3 (.700)
Postseason Series: 0-0 (.000) **Road Record:** 4-6 (.400)

Date	Location	Result	Attendance
Nov. 2, 2014	Cincinnati	L, 23-33	60,057
Sept. 30, 2012	Jacksonville	L, 10-27	63,030
Oct. 9, 2011	Jacksonville	L, 20-30	61,799
Nov. 2, 2008	Cincinnati	L, 19-21	64,775
Oct. 9, 2005	Jacksonville	W, 23-20	66,137
Dec. 15, 2002	Cincinnati	W, 29-15	42,092
Dec. 9, 2001	Cincinnati	W, 14-10	44,920
Nov. 11, 2001	Jacksonville	W, 30-13	57,161
Dec. 17, 2000	Cincinnati	L, 14-17	50,469
Sept. 17, 2000	Jacksonville	W, 13-0	45,653
Jan. 2, 2000	Jacksonville	W, 24-7	70,532
Oct. 31, 1999	Cincinnati	W, 41-10	49,138
Nov. 29, 1998	Cincinnati	W, 34-17	55,432
Nov. 8, 1998	Jacksonville	W, 24-11	67,040
Nov. 23, 1997	Cincinnati	L, 26-31	55,158
Oct. 5, 1997	Jacksonville	W, 21-13	67,128
Dec. 1, 1996	Jacksonville	W, 30-27	57,408
Oct. 27, 1996	Cincinnati	L, 21-28	45,890
Nov. 26, 1995	Jacksonville	L, 13-17	68,249
Sept. 10, 1995	Cincinnati	L, 17-24	48,318

• Jacksonville's .550 winning percentage vs. Cincinnati is the third-best mark against any opponent in franchise history (Cleveland - 11-5, .688; Baltimore - 11-8, .579) (min. 15 games). The Jaguars' .700 home winning percentage against the Bengals is their best home figure vs. any opponent faced at least 10 times at EverBank Field.

• Prior to losing four consecutive games vs. Cincinnati since 2008, Jacksonville went an impressive 11-2 (.846) against the Bengals from Dec. 1, 1996-Oct. 9, 2005, the best head-to-head stretch of 10-plus games in franchise history.

• From Nov. 8, 1998-Sept. 17, 2000, the Jaguars won five consecutive games vs. Cincinnati, the third-longest winning streak against any opponent in team history (Baltimore - eight games from 1996-99; Cleveland - six games from 1995-2000).

CLEVELAND BROWNS

Head Coach: Hue Jackson (since 2016 • 1-15, .063)
Stadium: FirstEnergy Stadium (since 1999 • 73,200)

Regular Season Series: 11-5 (.688) **Home Record:** 5-3 (.625)
Postseason Series: 0-0 (.000) **Road Record:** 6-2 (.750)

Date	Location	Result	Attendance
Oct. 19, 2014	Jacksonville	W, 24-6	61,341
Dec. 1, 2013	Cleveland	W, 32-28	69,654
Nov. 20, 2011	Cleveland	L, 10-14	63,498
Nov. 21, 2010	Jacksonville	W, 24-20	62,254
Jan. 3, 2010	Cleveland	L, 17-23	66,935
Oct. 26, 2008	Jacksonville	L, 17-23	64,775
Dec. 4, 2005	Cleveland	W, 20-14	70,941
Dec. 8, 2002	Jacksonville	L, 20-21	46,267
Dec. 16, 2001	Cleveland	W, 15-10	72,818
Sept. 30, 2001	Jacksonville	L, 14-23	57,875
Dec. 3, 2000	Jacksonville	W, 48-0	51,262
Sept. 3, 2000	Cleveland	W, 27-7	72,418
Dec. 19, 1999	Cleveland	W, 24-14	72,038
Oct. 17, 1999	Jacksonville	W, 24-7	62,047
Dec. 24, 1995	Jacksonville	W, 24-21	66,007
Oct. 22, 1995	Cleveland	W, 23-15	64,405

• Jacksonville's .688 winning percentage vs. Cleveland is the best figure against any team faced in franchise history. The Jaguars' .750 road winning percentage vs. the Browns is the club's best mark against any opponent in team history (min. five games). Jacksonville has won two consecutive games vs. Cleveland, as well as three of its last four overall.

• From Oct. 22, 1995-Dec. 3, 2000, the Jaguars won six consecutive games against the Browns, the second-longest winning streak against any opponent in franchise history, trailing only an eight-game stretch vs. Baltimore from 1996-99.

• On Dec. 3, 2000, Jacksonville defeated Cleveland at home, 48-0, marking the third-most single-game points in regular season franchise history. The Jaguars' 48 points are the fifth-most scored in a shutout by an NFL team since 1990.

• Jacksonville earned its 50th victory in franchise history when it defeated Cleveland on the road in the season opener on Sept. 3, 2000 (W, 27-7).



DALLAS COWBOYS

Head Coach: Jason Garrett (since 2010 • 58-46, .558)
Stadium: AT&T Stadium (since 2009 • 80,000)

Regular Season Series: 3-3 (.500) **Home Record:** 1-1 (.500)
Postseason Series: 0-0 (.000) **Road Record:** 2-2 (.500)

Date	Location	Result	Attendance
Nov. 9, 2014	London*	L, 17-31	83,603
Oct. 31, 2010	Dallas	W, 35-17	81,395
Sept. 10, 2006	Jacksonville	W, 24-17	67,164
Nov. 24, 2002	Dallas	L, 19-21	62,204
Oct. 29, 2000	Dallas	W, 23-17 (OT)	63,554
Oct. 19, 1997	Dallas	L, 22-26	64,464

* Wembley Stadium

• Jacksonville's last game vs. Dallas was their second appearance in the NFL International Series on Nov. 9, 2014, resulting in a 31-17 loss. However, the Jaguars have won two of their last three and three of their last five games against the Cowboys.

DENVER BRONCOS

Head Coach: Vance Joseph (since 2017 • 0-0, .000)
Stadium: Sports Authority Field at Mile High (since 2001 • 76,125)

Regular Season Series: 5-5 (.500) **Home Record:** 3-2 (.600)
Postseason Series: 1-1 (.500) **Road Record:** 2-3 (.400)

Date	Location	Result	Attendance
Dec. 4, 2016	Jacksonville	L, 10-20	63,075
Oct. 13, 2013	Denver	L, 19-35	76,862
Sept. 12, 2010	Jacksonville	W, 24-17	63,636
Oct. 12, 2008	Denver	W, 24-17	75,674
Sept. 23, 2007	Denver	W, 23-14	76,463
Oct. 2, 2005	Jacksonville	L, 7-20	66,045
Sept. 19, 2004	Jacksonville	W, 7-6	69,127
Dec. 13, 1999	Jacksonville	W, 27-24	71,357
Oct. 25, 1998	Denver	L, 24-37	75,217
Dec. 27, 1997	Denver (WC)	L, 17-42	74,481
Jan. 4, 1997	Denver (Div.)	W, 30-27	75,678
Dec. 3, 1995	Denver	L, 23-31	72,231

• Jacksonville has won three of its last five contests vs. Denver, as well as four of its last seven overall. During that stretch, the Jaguars have posted a 3-2 record against the Broncos at EverBank Field, while going 2-1 on the road.

• Denver (twice) is one of only two teams Jacksonville has faced multiple times in the postseason (New England - four times). In their first playoff meeting on Jan. 4, 1997, the Jaguars defeated the Broncos, 30-27, in the divisional round at Mile High Stadium. Also in that same calendar year but the following season, Denver topped Jacksonville, 42-17, in the Wild Card game on Dec. 27, 1997.

DETROIT LIONS

Head Coach: Jim Caldwell (since 2014 • 27-21, .563)
Stadium: Ford Field (since 2002 • 65,000)

Regular Season Series: 3-3 (.500) **Home Record:** 2-1 (.667)
Postseason Series: 0-0 (.000) **Road Record:** 1-2 (.333)

Date	Location	Result	Attendance
Nov. 20, 2016	Detroit	L, 19-26	61,586
Nov. 4, 2012	Jacksonville	L, 14-31	63,050
Nov. 9, 2008	Detroit	W, 38-14	52,631
Nov. 14, 2004	Jacksonville	W, 23-17 (OT)	66,431
Dec. 6, 1998	Jacksonville	W, 37-22	70,717
Dec. 17, 1995	Detroit	L, 0-44	70,204

GREEN BAY PACKERS

Head Coach: Mike McCarthy (since 2006 • 114-61-1, .651)
Stadium: Lambeau Field (since 1957 • 80,735)

Regular Season Series: 2-4 (.333) **Home Record:** 1-3 (.250)
Postseason Series: 0-0 (.000) **Road Record:** 1-1 (.500)

Date	Location	Result	Attendance
Sept. 11, 2016	Jacksonville	L, 23-27	63,179
Oct. 28, 2012	Green Bay	L, 15-24	70,464



SERIES RESULTS

Dec. 14, 2008	Jacksonville	W, 20-16	65,457
Dec. 19, 2004	Green Bay	W, 28-25	70,437
Dec. 3, 2001	Jacksonville	L, 21-28	66,908
Sept. 24, 1995	Jacksonville	L, 14-24	66,744



HOUSTON TEXANS



Head Coach: Bill O'Brien (since 2014 • 27-21, .563)
Stadium: NRG Stadium (since 2002 • 71,500)

Regular Season Series: 11-19 (.367) **Home Record:** 7-8 (.467)
Postseason Series: 0-0 (.000) **Road Record:** 4-11 (.267)

Date	Location	Result	Attendance
Dec. 18, 2016	Houston	L, 20-21	71,803
Nov. 13, 2016	Jacksonville	L, 21-24	62,091
Jan. 3, 2016	Houston	L, 6-30	71,899
Oct. 18, 2015	Jacksonville	L, 20-31	58,085
Dec. 28, 2014	Houston	L, 17-23	71,777
Dec. 7, 2014	Jacksonville	L, 13-27	61,070
Dec. 5, 2013	Jacksonville	W, 27-20	60,414
Nov. 24, 2013	Houston	W, 13-6	71,659
Nov. 18, 2012	Houston	L, 37-43 (OT)	71,676
Sept. 16, 2012	Jacksonville	L, 7-27	62,907
Nov. 27, 2011	Jacksonville	L, 13-20	62,004
Oct. 30, 2011	Houston	L, 14-24	71,412
Jan. 2, 2011	Houston	L, 17-34	71,023
Nov. 14, 2010	Jacksonville	W, 31-24	62,340
Dec. 6, 2009	Jacksonville	W, 23-18	42,079
Sept. 27, 2009	Houston	W, 31-24	70,083
Dec. 1, 2008	Houston	L, 17-30	70,809
Sept. 28, 2008	Jacksonville	W, 30-27 (OT)	64,061
Dec. 30, 2007	Houston	L, 28-42	70,660
Oct. 14, 2007	Jacksonville	W, 37-17	63,715
Nov. 12, 2006	Jacksonville	L, 10-13	65,918
Oct. 22, 2006	Houston	L, 7-27	70,035
Dec. 24, 2005	Houston	W, 38-20	70,025
Nov. 6, 2005	Jacksonville	W, 21-14	64,613
Dec. 26, 2004	Jacksonville	L, 0-21	66,227
Oct. 31, 2004	Houston	L, 6-20	70,502
Dec. 7, 2003	Jacksonville	W, 27-0	43,363
Sept. 28, 2003	Houston	L, 20-24	70,041
Nov. 17, 2002	Houston	W, 24-21	69,711
Oct. 27, 2002	Jacksonville	L, 19-21	53,721



INDIANAPOLIS COLTS



Head Coach: Chuck Pagano (since 2012 • 49-31, .613)
Stadium: Lucas Oil Stadium (since 2008 • 70,000)

Regular Season Series: 10-22 (.313) **Home Record:** 6-10 (.375)
Postseason Series: 0-0 (.000) **Road Record:** 4-12 (.250)

Date	Location	Result	Attendance
Jan. 1, 2017	Indianapolis	L, 20-24	65,160
Oct. 2, 2016	London	W, 30-27	83,764
Dec. 13, 2015	Jacksonville	W, 51-16	62,372
Oct. 4, 2015	Indianapolis	L, 13-16 (OT)	65,609
Nov. 23, 2014	Indianapolis	L, 3-23	64,328
Sept. 21, 2014	Jacksonville	L, 17-44	60,601
Dec. 29, 2013	Indianapolis	L, 10-30	66,008
Sept. 9, 2013	Jacksonville	L, 3-37	59,695
Nov. 8, 2012	Jacksonville	L, 10-27	63,272
Sept. 23, 2012	Indianapolis	W, 22-17	63,536
Jan. 1, 2012	Jacksonville	W, 19-13	62,481
Nov. 13, 2011	Indianapolis	W, 17-3	64,619
Dec. 19, 2010	Indianapolis	L, 24-34	67,147
Oct. 3, 2010	Jacksonville	W, 31-28	63,111
Dec. 17, 2009	Jacksonville	L, 31-35	63,753
Sept. 13, 2009	Indianapolis	L, 12-14	65,757
Dec. 18, 2008	Jacksonville	L, 24-31	65,648
Sept. 21, 2008	Indianapolis	W, 23-21	65,938
Dec. 2, 2007	Indianapolis	L, 25-28	57,302
Oct. 22, 2007	Jacksonville	L, 7-29	67,164
Dec. 10, 2006	Jacksonville	W, 44-17	67,164
Sept. 24, 2006	Indianapolis	L, 14-21	57,041
Dec. 11, 2005	Jacksonville	L, 18-26	67,164
Sept. 18, 2005	Indianapolis	L, 3-10	56,460
Oct. 24, 2004	Indianapolis	W, 27-24	56,615
Oct. 3, 2004	Jacksonville	L, 17-24	73,114
Nov. 9, 2003	Jacksonville	W, 28-23	45,037
Sept. 21, 2003	Indianapolis	L, 13-23	55,770
Dec. 29, 2002	Indianapolis	L, 13-20	56,755

Sept. 8, 2002	Jacksonville	L, 25-28	56,595
Sept. 25, 2000	Indianapolis	L, 14-43	56,816
Dec. 10, 1995	Jacksonville	L, 31-41	66,099

* Wembley Stadium

• On Oct. 2, 2016, Jacksonville hosted Indianapolis at Wembley Stadium for their second consecutive win in London.

• On Dec. 23, 2015, Jacksonville posted a commanding 51-16 victory vs. Indianapolis at EverBank Field. The Jaguars snapped the Colts' streak of 16 consecutive wins against division opponents, which was an NFL record.

• Jacksonville's 51 points scored on Dec. 23, 2015 were a regular season single-game franchise record (W, 62-7 vs. Miami in the divisional round on Jan. 15, 2000). The Jaguars, who outscored the Colts, 42-3, in the second half of the game, finished with a 35-point margin of victory, the fifth-best mark in team history.

• Indianapolis is the only team that Jacksonville has produced multiple 40-plus-point performances against (W, 51-16 on Dec. 23, 2015; W, 44-17 on Dec. 10, 2006).



KANSAS CITY CHIEFS



Head Coach: Andy Reid (since 2013 • 43-21, .672)
Stadium: Arrowhead Stadium (since 1972 • 76,416)

Regular Season Series: 6-5 (.545) **Home Record:** 4-2 (.667)
Postseason Series: 0-0 (.000) **Road Record:** 2-3 (.400)

Date	Location	Result	Attendance
Nov. 6, 2016	Kansas City	L, 14-19	73,294
Sept. 8, 2013	Jacksonville	L, 2-28	59,416
Oct. 24, 2010	Kansas City	L, 20-42	69,105
Nov. 8, 2009	Jacksonville	W, 24-21	45,546
Oct. 7, 2007	Kansas City	W, 17-7	76,917
Dec. 31, 2006	Kansas City	L, 30-35	77,500
Oct. 17, 2004	Jacksonville	W, 22-16	66,413
Sept. 15, 2002	Kansas City	W, 23-16	77,934
Dec. 30, 2001	Jacksonville	L, 26-30	59,396
Sept. 13, 1998	Jacksonville	W, 21-16	69,821
Nov. 9, 1997	Jacksonville	W, 24-10	70,444



LOS ANGELES CHARGERS



Head Coach: Anthony Lynn (since 2017 • 0-0, .000)
Stadium: StubHub Center (since 2017 • 30,000)

Regular Season Series: 2-7 (.222) **Home Record:** 2-3 (.400)
Postseason Series: 0-0 (.000) **Road Record:** 0-4 (.000)

Date	Location	Result	Attendance
Sept. 18, 2016	San Diego	L, 14-28	
Nov. 29, 2015	Jacksonville	L, 25-31	59,477
Sept. 28, 2014	San Diego	L, 14-33	56,553
Oct. 20, 2013	Jacksonville	L, 6-24	59,550
Dec. 5, 2011	Jacksonville	L, 14-38	62,743
Sept. 19, 2010	San Diego	L, 13-38	62,691
Nov. 18, 2007	Jacksonville	W, 24-17	66,732
Oct. 10, 2004	San Diego	L, 21-34	52,101
Oct. 5, 2003	Jacksonville	W, 27-21	48,954



LOS ANGELES RAMS



Head Coach: Sean McVay (since 2017 • 0-0, .000)
Stadium: Los Angeles Memorial Coliseum (since 2016 • 93,607)

Regular Season Series: 1-3 (.250) **Home Record:** 1-0 (1.000)
Postseason Series: 0-0 (.000) **Road Record:** 0-3 (.000)

Date	Location	Result	Attendance
Oct. 6, 2013	St. Louis	L, 20-34	54,266
Oct. 18, 2009	Jacksonville	W, 23-20 (OT)	42,088
Oct. 30, 2005	St. Louis	L, 21-24	65,251
Oct. 20, 1996	St. Louis	L, 14-17	60,066



MIAMI DOLPHINS



Head Coach: Adam Gase (since 2016 • 10-6, .625)
Stadium: Hard Rock Stadium (since 1987 • 76,100)

Regular Season Series: 3-4 (.429) **Home Record:** 2-3 (.400)
Postseason Series: 1-0 (1.000) **Road Record:** 1-1 (.500)

SERIES RESULTS

Date	Location	Result	Attendance
Sept. 20, 2015	Jacksonville	W, 23-20	65,443
Oct. 26, 2014	Jacksonville	L, 13-27	65,633
Dec. 16, 2012	Miami	L, 3-24	53,667
Dec. 13, 2009	Jacksonville	L, 10-14	60,457
Dec. 3, 2006	Miami	W, 24-10	77,500
Oct. 12, 2003	Jacksonville	L, 10-24	66,437
Jan. 15, 2000	Jacksonville	W, 62-7 (Div.)	75,173
Oct. 12, 1998	Jacksonville	W, 28-21	74,051

• Jacksonville earned its 100th regular season victory in franchise history on Dec. 3, 2006 at Miami, 24-10, marking the club's only win at Sun Life Stadium.

• On Jan. 15, 2000, which was the Jaguars' second-ever home playoff game, Jacksonville defeated the Dolphins convincingly, 62-7, in the divisional round. The Jaguars' 62 points are the most scored in a postseason game in the Super Bowl era (since the 1966 season). The only team to score more points in an NFL playoff game are the Chicago Bears, who defeated the Washington Redskins, 73-0, on Dec. 8, 1940 in the NFL Championship game.



MINNESOTA VIKINGS

Head Coach: Mike Zimmer (since 2014 • 26-22, .542)
Stadium: U.S. Bank Stadium (since 2016 • 73,000)



Regular Season Series: 1-5 (.167) **Home Record:** 0-2 (.000)
Postseason Series: 0-0 (.000) **Road Record:** 1-3 (.250)

Date	Location	Result	Attendance
Dec. 11, 2016	Jacksonville	L, 16-25	62,701
Sept. 9, 2012	Minnesota	L, 23-26 (OT)	56,607
Nov. 23, 2008	Jacksonville	L, 12-30	65,064
Nov. 28, 2004	Minnesota	L, 16-27	64,004
Dec. 23, 2001	Minnesota	W, 33-3	64,150
Dec. 20, 1998	Minnesota	L, 10-50	64,363



NEW ENGLAND PATRIOTS

Head Coach: Bill Belichick (since 2000 • 201-71, .739)
Stadium: Gillette Stadium (since 2002 • 68,756)



Regular Season Series: 0-7 (.000) **Home Record:** 0-3 (.000)
Postseason Series: 1-3 (.250) **Road Record:** 0-4 (.000)

Date	Location	Result	Attendance
Sept. 27, 2015	New England	L, 17-51	66,829
Dec. 23, 2012	Jacksonville	L, 16-23	70,251
Dec. 27, 2009	New England	L, 7-35	68,756
Jan. 12, 2008	New England (Div.)	L, 20-31	68,756
Dec. 24, 2006	Jacksonville	L, 21-24	67,164
Jan. 7, 2006	New England (WC)	L, 3-28	68,756
Dec. 14, 2003	New England	L, 13-27	68,436
Jan. 3, 1999	Jacksonville (WC)	W, 25-10	71,139
Dec. 7, 1997	Jacksonville	L, 20-26	73,446
Jan. 12, 1997	New England (AFC)	L, 6-20	60,190
Sept. 22, 1996	New England	L, 25-28 (OT)	59,446

• The first overtime game in franchise history was on Sept. 22, 1996, when New England edged past Jacksonville, 28-25, at Foxboro Stadium.

• New England (four times) is one of only two teams that the Jaguars have faced multiple times in the postseason (Denver - twice). Jacksonville, which owns a 1-3 playoff record against the Patriots, earned its only postseason win vs. New England in the Wild Card game on Jan. 3, 1999 (W, 25-10).



NEW ORLEANS SAINTS

Head Coach: Sean Payton (since 2006 • 94-66, .588)
Stadium: Mercedes-Benz Superdome (since 1975 • 76,468)



Regular Season Series: 2-4 (.333) **Home Record:** 2-1 (.667)
Postseason Series: 0-0 (.000) **Road Record:** 0-3 (.000)

Date	Location	Result	Attendance
Dec. 27, 2015	New Orleans	L, 27-38	73,064
Oct. 2, 2011	Jacksonville	L, 10-23	62,471
Nov. 4, 2007	New Orleans	L, 24-41	70,009
Dec. 21, 2003	Jacksonville	W, 20-19	49,207
Nov. 21, 1999	Jacksonville	W, 41-23	69,772
Oct. 6, 1996	New Orleans	L, 13-17	34,231

NEW YORK GIANTS

Head Coach: Ben McAdoo (since 2016 • 11-5, .688)
Stadium: MetLife Stadium (since 2010 • 82,566)



Regular Season Series: 3-3 (.500) **Home Record:** 3-0 (1.000)
Postseason Series: 0-0 (.000) **Road Record:** 0-3 (.000)

Date	Location	Result	Attendance
Nov. 30, 2014	Jacksonville	W, 25-24	64,687
Nov. 28, 2010	N.Y. Giants	L, 20-24	78,533
Nov. 20, 2006	Jacksonville	W, 26-10	67,164
Nov. 3, 2002	N.Y. Giants	L, 17-24	78,337
Dec. 23, 2000	N.Y. Giants	L, 25-28	77,924
Sept. 7, 1997	Jacksonville	W, 40-13	70,581

• Jacksonville has won two of its last three contests vs. N.Y. Giants. The Jaguars have also won each of their three home games against the Giants, including a 40-point performance on Sept. 7, 1997 (W, 40-13).



NEW YORK JETS

Head Coach: Todd Bowles (since 2015 • 15-17, .469)
Stadium: MetLife Stadium (since 2010 • 82,566)



Regular Season Series: 6-5 (.545) **Home Record:** 3-1 (.750)
Postseason Series: 0-1 (.000) **Road Record:** 3-4 (.429)

Date	Location	Result	Attendance
Nov. 8, 2015	N.Y. Jets	L, 23-28	78,160
Dec. 9, 2012	Jacksonville	L, 10-17	67,027
Sept. 18, 2011	N.Y. Jets	L, 3-32	78,834
Nov. 15, 2009	N.Y. Jets	W, 24-22	76,313
Oct. 8, 2006	Jacksonville	W, 41-0	66,604
Sept. 25, 2005	N.Y. Jets	W, 26-20 (OT)	77,422
Nov. 23, 2003	N.Y. Jets	L, 10-13	77,614
Sept. 29, 2002	Jacksonville	W, 28-3	55,670
Oct. 11, 1999	N.Y. Jets	W, 16-6	78,216
Jan. 10, 1999	N.Y. Jets (Div.)	L, 24-34	78,817
Oct. 13, 1996	Jacksonville	W, 21-17	65,699
Sept. 17, 1995	N.Y. Jets	L, 10-27	49,970

• Jacksonville has won six of its last 10 meetings with N.Y. Jets, last earning a victory on Nov. 15, 2009 (W, 24-22) at the Meadowlands. From Oct. 13, 1996-Nov. 15, 2009, the Jaguars went 6-1 (.857) vs. the Jets, posting two three-game winning streaks.

• On Oct. 8, 2006, Jacksonville defeated N.Y. Jets, 41-0. The Jaguars (twice) join the Browns (four times), Buccaneers (twice) and Cardinals (twice) as the only NFL teams to score 40-plus points in a shutout multiple times since 1990.

• Jacksonville has faced the Jets once in the playoffs, when they fell, 34-24, on Jan. 10, 1999 in the Wild Card game at the Meadowlands.



OAKLAND RAIDERS

Head Coach: Jack Del Rio (since 2015 • 19-13, .594)
Coliseum: O.co Coliseum (since 1966 • 63,132)



Regular Season Series: 4-4 (.500) **Home Record:** 2-1 (.667)
Postseason Series: 0-0 (.000) **Road Record:** 2-3 (.400)

Date	Location	Result	Attendance
Oct. 23, 2016	Jacksonville	L, 16-33	62,614
Sept. 15, 2013	Oakland	L, 9-19	49,400
Oct. 21, 2012	Oakland	L, 23-26 (OT)	53,971
Dec. 12, 2010	Jacksonville	W, 38-31	58,304
Dec. 23, 2007	Jacksonville	W, 49-11	64,546
Jan. 2, 2005	Oakland	W, 13-6	41,112
Dec. 21, 1997	Oakland	W, 20-9	40,032
Sept. 15, 1996	Oakland	L, 3-17	46,291

• On Dec. 23, 2007, the Jaguars defeated the Raiders, 49-11, at EverBank Field, marking the second-most points scored in a single-game in regular season franchise history (W, 51-16 vs. Indianapolis on Dec. 13, 2015). Jacksonville's 38-point margin of victory was also the third-largest advantage in team history.



PHILADELPHIA EAGLES

Head Coach: Doug Pederson (since 2016 • 7-9, .438)
Stadium: Lincoln Financial Field (since 2003 • 69,176)



Regular Season Series: 3-2 (.600) **Home Record:** 2-1 (.667)
Postseason Series: 0-0 (.000) **Road Record:** 1-1 (.500)

SERIES RESULTS

Date	Location	Result	Attendance
Sept. 7, 2014	Philadelphia	L, 17-34	69,596
Sept. 26, 2010	Jacksonville	L, 3-28	63,256
Oct. 29, 2006	Philadelphia	W, 13-6	69,249
Oct. 6, 2002	Jacksonville	W, 28-25	65,005
Oct. 12, 1997	Jacksonville	W, 38-21	69,150

PITTSBURGH STEELERS



Head Coach: Mike Tomlin (since 2007 • 103-57, .644)
Stadium: Heinz Field (since 2001 • 68,400)



Date	Location	Result	Attendance
Regular Season Series: 11-11 (.500)			
Postseason Series: 1-0 (1.000)			
Home Record: 7-5 (.583)			
Road Record: 4-6 (.400)			
Date	Location	Result	Attendance
Oct. 5, 2014	Jacksonville	L, 9-17	66,198
Oct. 16, 2011	Pittsburgh	L, 13-17	62,934
Oct. 5, 2008	Jacksonville	L, 21-26	65,908
Jan. 5, 2008	Pittsburgh (WC)	W, 31-29	63,629
Dec. 16, 2007	Pittsburgh	W, 29-22	58,793
Sept. 18, 2006	Jacksonville	W, 9-0	67,164
Oct. 16, 2005	Pittsburgh	W, 23-17 (OT)	63,891
Dec. 5, 2004	Jacksonville	L, 16-17	76,877
Dec. 1, 2002	Jacksonville	L, 23-25	55,260
Nov. 18, 2001	Pittsburgh	L, 7-20	62,644
Sept. 9, 2001	Jacksonville	W, 21-3	63,785
Nov. 19, 2000	Pittsburgh	W, 34-24	50,925
Oct. 1, 2000	Jacksonville	L, 13-24	64,351
Dec. 2, 1999	Jacksonville	W, 20-6	68,806
Oct. 3, 1999	Pittsburgh	W, 17-3	57,308
Dec. 28, 1998	Jacksonville	W, 21-3	74,143
Nov. 22, 1998	Pittsburgh	L, 15-30	59,124
Oct. 26, 1997	Pittsburgh	L, 17-23 (OT)	57,011
Sept. 22, 1997	Pittsburgh	W, 30-21	73,016
Nov. 17, 1996	Pittsburgh	L, 3-28	58,879
Sept. 1, 1996	Jacksonville	W, 24-9	70,210
Oct. 29, 1995	Pittsburgh	L, 7-24	54,516
Oct. 8, 1995	Jacksonville	W, 20-16	72,042

• Jacksonville's last win vs. Pittsburgh came in the Wild Card game on Jan. 5, 2008, when the Jaguars defeated the Steelers on the road, 31-29. Pittsburgh is one of three NFL teams that Jacksonville has defeated but never lost to in the playoffs, joining Buffalo (1-0) and Miami (1-0).

SAN FRANCISCO 49ERS



Head Coach: Kyle Shanahan (since 2017 • 0-0, .000)
Stadium: Levi's Stadium (since 2014 • 68,500)



Date	Location	Result	Attendance
Regular Season Series: 2-2 (.500)			
Postseason Series: 0-0 (.000)			
Home Record: 2-1 (.667)			
Road Record: 0-1 (.000)			
Date	Location	Result	Attendance
Oct. 27, 2013	London*	L, 10-42	83,559
Nov. 29, 2009	San Francisco	L, 3-20	69,732
Dec. 18, 2005	Jacksonville	W, 10-9	64,764
Sept. 12, 1999	Jacksonville	W, 41-3	68,678

* Wembley Stadium

SEATTLE SEAHAWKS



Head Coach: Pete Carroll (since 2010 • 70-41, .631)
Stadium: CenturyLink Field (since 2002 • 67,000)



Date	Location	Result	Attendance
Regular Season Series: 2-5 (.286)			
Postseason Series: 0-0 (.000)			
Home Record: 2-2 (.583)			
Road Record: 0-3 (.000)			
Date	Location	Result	Attendance
Sept. 22, 2013	Seattle	L, 17-45	68,087
Oct. 11, 2009	Seattle	L, 0-41	67,228
Sept. 11, 2005	Jacksonville	W, 26-14	65,204
Oct. 7, 2001	Seattle	L, 15-24	54,524
Nov. 12, 2000	Jacksonville	L, 21-28	68,063
Dec. 15, 1996	Jacksonville	W, 20-13	66,134
Nov. 12, 1995	Jacksonville	L, 30-47	71,290

TAMPA BAY BUCCANEERS



Head Coach: Dirk Koetter (since 2016 • 9-7, .563)
Stadium: Raymond James Stadium (since 1998 • 65,890)

Regular Season Series: 4-2 (.667)

Postseason Series: 0-0 (.000)

Home Record: 3-0 (1.000)

Road Record: 1-2 (.333)

Date	Location	Result	Attendance
Oct. 11, 2015	Tampa Bay	L, 31-38	58,490
Dec. 11, 2011	Jacksonville	W, 41-14	62,562
Oct. 28, 2007	Tampa Bay	W, 24-23	65,133
Nov. 30, 2003	Jacksonville	W, 17-10	60,543
Nov. 15, 1998	Jacksonville	W, 29-24	72,974
Nov. 19, 1995	Tampa Bay	L, 16-17	71,629

• Jacksonville has won four of its last five contests vs. Tampa Bay. In the all-time series, five of the six outings have been determined by seven-or-fewer points.

TENNESSEE TITANS



Head Coach: Mike Mularkey (since 2015 • 11-14, .440)
Stadium: Nissan Stadium (since 1999 • 69,143)

Regular Season Series: 20-24 (.455)

Postseason Series: 0-1 (.000)

Home Record: 11-11 (.500)

Road Record: 9-13 (.409)

Date	Location	Result	Attendance
Dec. 24, 2016	Jacksonville	W, 38-17	59,621
Oct. 27, 2016	Tennessee	L, 22-36	61,619
Dec. 6, 2015	Tennessee	L, 39-42	57,355
Nov. 19, 2015	Jacksonville	W, 19-13	60,121
Dec. 18, 2014	Jacksonville	W, 21-13	61,202
Oct. 12, 2014	Tennessee	L, 14-16	69,143
Dec. 22, 2013	Jacksonville	L, 16-20	60,559
Nov. 10, 2013	Tennessee	W, 29-27	69,143
Dec. 30, 2012	Tennessee	L, 20-38	69,143
Nov. 25, 2012	Jacksonville	W, 24-19	63,323
Dec. 24, 2011	Tennessee	L, 17-23	69,143
Sept. 11, 2011	Jacksonville	W, 16-14	61,619
Dec. 5, 2010	Tennessee	W, 17-6	69,143
Oct. 18, 2010	Jacksonville	L, 3-30	63,625
Nov. 1, 2009	Tennessee	L, 13-30	69,143
Oct. 4, 2009	Jacksonville	W, 37-17	49,014
Nov. 16, 2008	Jacksonville	L, 14-24	65,258
Sept. 7, 2008	Tennessee	L, 10-17	69,143
Nov. 11, 2007	Tennessee	W, 28-13	69,143
Sept. 9, 2007	Jacksonville	L, 10-13	65,437
Dec. 17, 2006	Tennessee	L, 17-24	69,143
Nov. 5, 2006	Jacksonville	W, 37-7	66,524
Jan. 1, 2006	Jacksonville	W, 40-13	65,485
Nov. 20, 2005	Tennessee	W, 31-28	69,149
Nov. 21, 2004	Jacksonville	L, 15-18	69,703
Sept. 26, 2004	Tennessee	W, 15-12	68,932
Nov. 16, 2003	Tennessee	L, 3-10	68,809
Oct. 26, 2003	Jacksonville	L, 17-30	55,918
Dec. 22, 2002	Jacksonville	L, 10-28	51,033
Oct. 13, 2002	Tennessee	L, 14-23	68,804
Nov. 4, 2001	Tennessee	L, 24-28	68,798
Sept. 23, 2001	Jacksonville	W, 13-6	65,994
Nov. 26, 2000	Jacksonville	W, 16-13	65,454
Oct. 16, 2000	Tennessee	L, 13-27	68,498
Jan. 23, 2000	Jacksonville	L, 14-33	75,206
Dec. 26, 1999	Tennessee	L, 14-41	66,641
Sept. 26, 1999	Jacksonville	L, 19-20	61,502
Dec. 13, 1998	Jacksonville	L, 13-16	65,657
Sept. 27, 1998	Tennessee	W, 27-22	34,656
Nov. 16, 1997	Jacksonville	W, 17-9	70,070
Nov. 2, 1997	Tennessee	W, 30-24	27,208
Dec. 8, 1996	Houston	W, 23-17	20,196
Sept. 8, 1996	Jacksonville	L, 27-34	66,468
Oct. 1, 1995	Houston	W, 17-16	36,346
Sept. 3, 1995	Jacksonville	L, 3-10	72,363

• Jacksonville, which has won three of its last five contests vs. Tennessee, has totaled 20 victories in the all-time series. The Jaguars' 20 wins against the Titans are the most against any opponent faced in franchise history.

• Jacksonville's first game in franchise history was against the Houston Oilers on Sept. 3, 1995 (L, 3-10). The club's first win came vs. Houston on Oct. 1, 1995 (W, 17-16).

• Jacksonville's 150th win in franchise history came against the Titans on Nov. 19, 2015 (W, 19-13) at EverBank Field.

SERIES RESULTS

WASHINGTON REDSKINS

Head Coach: Jay Gruden (since 2014 • 21-26, .448)
Stadium: FedEx Field (since 1997 • 79,000)



Regular Season Series: 1-5 (.200)
Postseason Series: 0-0 (.000)

Home Record: 1-2 (.250)
Road Record: 0-3 (.000)

Date	Location	Result	Attendance
Sept. 14, 2014	Washington	L, 10-41	80,037
Dec. 26, 2010	Jacksonville	L, 17-20 (OT)	63,470
Oct. 1, 2006	Washington	L, 30-36 (OT)	89,450
Nov. 10, 2002	Jacksonville	W, 26-7	66,665
Oct. 22, 2000	Jacksonville	L, 16-35	69,061
Sept. 28, 1997	Washington	L, 12-24	74,421

HEAD-TO-HEAD RECORDS

Opponent	W-L	W%	PF Avg.	PA Avg.	Home	Away	Last
Arizona	2-2	.500	24.8	21.3	1-2	1-0	2013
Atlanta	3-3	.500	17.8	19.3	2-1	1-2	2015
Baltimore	11-9	.550	21.7	19.7	6-3	5-6	2016
Buffalo	6-8	.429	21.4	22.4	3-4	3-4	2016
Carolina	3-3	.500	20.8	16.7	2-1	1-2	2015
Chicago	3-4	.429	16.6	24.1	1-2	2-2	2016
Cincinnati	11-9	.550	22.3	18.6	7-3	4-6	2014
Cleveland	11-5	.688	22.7	15.4	5-3	6-2	2014
Dallas	3-3	.500	23.3	21.5	1-1	2-2	2014
Denver	5-5	.500	18.8	22.1	3-2	2-3	2016
Detroit	3-3	.500	21.8	25.7	2-1	1-2	2016
Green Bay	2-4	.333	20.2	24.0	1-3	1-1	2016
Houston	11-19	.367	19.8	23.1	7-8	4-11	2016
Indianapolis	10-22	.313	20.0	24.9	6-10	4-12	2016
Kansas City	6-5	.545	20.3	21.8	4-2	2-3	2016
L.A. Chargers	2-7	.222	17.6	30.4	2-3	0-4	2016
L.A. Rams	1-3	.250	19.5	23.8	1-0	0-3	2013
Miami	3-4	.429	15.9	20.0	2-3	1-1	2015
Minnesota	1-5	.167	18.3	26.8	0-2	1-3	2016
New England	0-7	.000	17.0	30.6	0-3	0-4	2015
New Orleans	2-4	.333	22.5	26.8	2-1	0-3	2015
N.Y. Giants	3-3	.500	25.5	20.5	3-0	0-3	2014
N.Y. Jets	6-5	.545	19.3	16.8	3-1	3-4	2015
Oakland	4-4	.500	21.4	18.6	2-1	2-3	2016
Philadelphia	3-2	.600	19.8	22.8	2-1	1-1	2014
Pittsburgh	11-11	.500	17.8	17.0	7-5	4-6	2014
San Francisco	2-2	.500	16.0	18.5	2-1	0-1	2013
Seattle	2-5	.286	18.4	30.3	2-2	0-3	2013
Tampa Bay	4-2	.667	26.3	21.0	3-0	1-2	2015
Tennessee	20-24	.455	19.6	20.6	11-11	9-13	2016
Washington	1-5	.200	18.5	27.2	1-2	0-3	2014
TOTAL	155-197	.440	20.2	22.3	94-82	61-115	

2017 HOME & AWAY MATCHUPS

HOME (2016 FIGURES)

Opponent	W-L	W%	PF Avg.	PA Avg.	Home	Away	Last
Baltimore	11-9	.550	21.7	19.7	6-3	5-6	2016
Cincinnati	11-9	.550	22.3	18.6	7-3	4-6	2014
Tennessee	20-24	.455	19.6	20.6	11-11	9-13	2016
Houston	11-19	.367	19.8	23.1	7-8	4-11	2016
Indianapolis	10-22	.313	20.0	24.9	6-10	4-12	2016
L.A. Chargers	2-7	.222	17.6	30.4	2-3	0-4	2016
L.A. Rams	1-3	.250	19.5	23.8	1-0	0-3	2013
Seattle	2-5	.286	18.4	30.3	2-2	0-3	2013
TOTAL	68-98	.410	19.9	23.9	42-50	26-58	

AWAY (2016 FIGURES)

Opponent	W-L	W%	PF Avg.	PA Avg.	Home	Away	Last
Cleveland	11-5	.688	22.7	15.4	5-3	6-2	2014
N.Y. Jets	6-5	.545	19.3	16.8	3-1	3-4	2015
Arizona	2-2	.500	24.8	21.3	1-2	1-0	2013
Pittsburgh	11-11	.500	17.8	17.0	7-5	4-6	2014
San Francisco	2-2	.500	16.0	18.5	2-1	0-1	2013
Tennessee	20-24	.455	19.6	20.6	11-11	9-13	2016
Houston	11-19	.367	19.8	23.1	7-8	4-11	2016
Indianapolis	10-22	.313	20.0	24.9	6-10	4-12	2016
TOTAL	73-90	.448	20.0	19.7	42-41	31-49	

AFC OPPONENTS

AFC NORTH

Opponent	W-L	W%	PF Avg.	PA Avg.	Home	Away	Last
Cleveland	11-5	.688	22.7	15.4	5-3	6-2	2014
Baltimore	11-9	.550	21.7	19.7	6-3	5-6	2016
Cincinnati	11-9	.550	22.3	18.6	7-3	4-6	2014
Pittsburgh	11-11	.500	17.8	17.0	7-5	4-6	2014
TOTAL	44-34	.564	21.1	17.7	25-14	19-20	

AFC EAST

Opponent	W-L	W%	PF Avg.	PA Avg.	Home	Away	Last
N.Y. Jets	6-5	.545	19.3	16.8	3-1	3-4	2015
N.Y. Giants	3-3	.500	25.5	20.5	3-0	0-3	2014
Buffalo	6-8	.429	21.4	22.4	3-4	3-4	2016
New England	0-7	.000	17.0	30.6	0-3	0-4	2015
TOTAL	15-23	.395	20.6	21.8	9-8	6-15	

AFC SOUTH

Opponent	W-L	W%	PF Avg.	PA Avg.	Home	Away	Last
Tennessee	20-24	.455	19.6	20.6	11-11	9-13	2016
Houston	11-19	.367	19.8	23.1	7-8	4-11	2016
Indianapolis	10-22	.313	20.0	24.9	6-10	4-12	2016
TOTAL	41-65	.387	19.8	22.9	24-29	17-36	

AFC WEST

Opponent	W-L	W%	PF Avg.	PA Avg.	Home	Away	Last
Kansas City	6-5	.545	20.3	21.8	4-2	2-3	2016
Denver	5-5	.500	18.8	22.1	3-2	2-3	2016
Oakland	4-4	.500	21.5	18.6	2-1	2-3	2016
L.A. Chargers	2-7	.222	17.6	30.4	2-3	0-4	2016
TOTAL	17-21	.447	20.2	22.9	11-8	6-13	

• Jacksonville has produced a **117-143** (.450) all-time record against AFC opponents, going **69-59** (.539) at home and **48-74** (.393) on the road vs. conference foes. The Jaguars' best mark against any NFL division is **44-34** (.564) vs. the AFC North.

NFC OPPONENTS

NFC NORTH

Opponent	W-L	W%	PF Avg.	PA Avg.	Home	Away	Last
Detroit	3-3	.500	21.8	25.7	2-1	1-2	2016
Green Bay	2-4	.333	20.2	24.0	1-3	1-1	2016
Chicago	3-4	.429	19.3	28.2	1-2	2-2	2016
Minnesota	1-5	.167	18.3	26.8	0-2	1-3	2016
TOTAL	9-16	.360	19.9	26.2	4-8	5-8	

NFC EAST

Opponent	W-L	W%	PF Avg.	PA Avg.	Home	Away	Last
Philadelphia	3-2	.600	19.8	22.8	2-1	1-1	2014
N.Y. Giants	3-3	.500	25.5	20.5	3-0	0-3	2014
Dallas	3-3	.500	23.3	21.5	1-1	2-2	2014
Washington	1-5	.200	18.5	27.2	1-2	0-3	2014
TOTAL	10-13	.435	21.9	23.0	7-4	3-9	

NFC SOUTH

Opponent	W-L	W%	PF Avg.	PA Avg.	Home	Away	Last
Tampa Bay	4-2	.667	26.3	21.0	3-0	1-2	2015
Atlanta	3-3	.500	17.8	19.3	2-1	1-2	2015
Carolina	3-3	.500	20.8	16.7	2-1	1-2	2015
New Orleans	2-4	.333	22.5	26.8	2-1	0-3	2015
TOTAL	12-12	.500	21.9	21.0	9-3	3-9	

NFC WEST

Opponent	W-L	W%	PF Avg.	PA Avg.	Home	Away	Last
Arizona	2-2	.500	24.8	21.3	1-2	1-0	2013
San Francisco	2-2	.500	16.0	18.5	2-1	0-1	2013
Seattle	2-5	.286	18.4	30.3	2-2	0-3	2013
Los Angeles	1-3	.250	19.5	23.8	1-0	0-3	2013
TOTAL	7-12	.368	19.5	24.5	6-5	1-7	

• Jacksonville has produced a **38-53** (.418) all-time record against NFC opponents, including a **26-20** (.565) mark at home and **12-33** (.267) record on the road. The Jaguars are **12-12** (.500) vs. the NFC South, their best figure against the conference.

1995 STATISTICS

HEAD COACH: TOM COUGHLIN

RECORD: 4-12 (.250)

STANDINGS: 5TH, AFC CENTRAL

DATE	OPPONENT	RESULT	ATT.
Sept. 3	Houston	L, 3-10	72,363
Sept. 10	at Cincinnati	L, 17-24	48,318
Sept. 17	at N.Y. Jets	L, 10-27	49,970
Sept. 24	Green Bay	L, 14-24	66,744
Oct. 1	at Houston	W, 17-16	36,346
Oct. 8	Pittsburgh	W, 20-16	72,042
Oct. 15	Chicago	L, 27-30	72,020
Oct. 22	at Cleveland	W, 23-15	64,405
Oct. 29	at Pittsburgh	L, 7-24	54,516
Nov. 12	Seattle	L, 30-47	71,290
Nov. 19	at Tampa Bay	L, 16-17	71,629
Nov. 26	Cincinnati	L, 13-17	68,249
Dec. 3	at Denver	L, 23-31	72,231
Dec. 10	Indianapolis	L, 31-41	66,099
Dec. 17	at Detroit	L, 0-44	70,204
Dec. 24	Cleveland	W, 24-21	66,007

	JAGUARS	OPP.
TOTAL FIRST DOWNS	283	320
Rushing	100	121
Passing	154	177
Penalty	29	22
3rd Down: Made/Att.	74/205	107/222
3rd Down Pct.	36.1	48.2
4th Down: Made/Att.	6/15	10/16
4th Down Pct.	40.0	62.5
POSSESSION AVG.	28:37	31:23
TOTAL NET YARDS	4,495	5,515
Average Per Game	280.9	344.7
Total Plays	962	1,030
Average Per Play	4.7	5.4
NET YARDS RUSHING	1,705	2,003
Average Per Game	106.6	125.2
Total Rushes	410	504
NET YARDS PASSING	2,790	3,512
Average Per Game	174.4	219.5
Sacked/Yards Lost	57/354	17/72
Gross Yards	3,144	3,584
Att./Comp.	495/275	509/304
Completion Pct.	55.6	59.7
Had Intercepted	15	13
PUNTS/AVERAGE	82/43.8	61/42.0
NET PUNTING AVG.	38.6	36.1
PENALTIES/YARDS	121/970	102/958
FUMBLES/BALL LOST	23/13	22/11
TOUCHDOWNS	31	46
Rushing	9	17
Passing	19	28
Returns	3	1

BY PERIODS	1	2	3	4	OT	PTS
Jaguars	64	67	28	116	0	275
Opponents	75	138	91	100	0	404

SCORING	TD	RU	PA	RT	PAT	FG	S	TP
Hollis	0	0	0	0	27/28	20/27	0	87
Jackson	5	0	5	0			0	32
Smith	5	0	3	2			0	30
Brunell	4	4	0	0			0	24
Givins	3	0	3	0			0	18
Stewart	3	2	1	0			0	18
Tillman	3	0	3	0			0	18
Dunbar	2	2	0	0			0	12
Mitchell	2	0	2	0			0	12
Christopherson	1	1	0	0			0	6
Howard	1	0	1	0			0	6
Jordan	1	0	1	0			0	6
Washington	1	0	0	1			0	6
Jaguars	31	9	19	3	27/28	20/27	0	275
Opponents	46	17	28	1	45/45	27/31	1	404

RUSHING	NO	YDS	AVG	LG	TD
Stewart	137	525	3.8	22	2
Brunell	67	480	7.2	27t	4
Dunbar	110	361	3.3	26	2
Maston	41	186	4.5	21	0
Jordan	21	62	3.0	10	0
Beuerlein	5	32	6.4	13	0
Cobb	9	18	2.0	5	0
Johnson	3	17	5.7	7	0
Christopherson	16	16	1.0	10	1
Howard	1	8	8.0	8	0
Jaguars	410	1,705	4.2	27t	9
Opponents	504	2,003	4.0	86t	17

RECEIVING	NO	YDS	AVG	LG	TD
Jackson	53	589	11.1	45	5
Mitchell	41	527	12.9	35	2
Tillman	30	368	12.3	28	3
Givins	29	280	9.7	18	3
Howard	26	276	10.6	24	1
J. Smith	22	288	13.1	33	3
Stewart	21	190	9.0	38	1
Maston	18	131	7.3	19	0
Griffith	16	243	15.2	39	0
Marsh	7	127	18.1	34	0
Jordan	5	89	17.8	71t	1
Keith	3	20	6.7	9	0
Dunbar	2	11	5.5	8	0
Laro	1	6	6.0	6	0
Christopherson	1	-1	-1.0	-1	0
Jaguars	275	3,144	11.4	71t	19
Opponents	304	3,584	11.8	68t	28

INTERCEPTIONS	NO	YDS	AVG	LG	TD
Colon	3	46	15.3	41	0
Williams	2	19	9.5	16	0
Goganious	2	11	5.5	6	0
Washington	1	48	48.0	48t	1
Carrington	1	17	17.0	17	0
Smeenge	1	12	12.0	12	0
Grow	1	2	2.0	2	0
Clark	1	0	0.0	0	0
Dumas	1	0	0.0	0	0
Jaguars	13	155	11.9	48t	1
Opponents	15	178	11.9	45	0

PUNTING	NO	YDS	AVG	NET	TB	IN	LG	B
Barker	82	3,591	43.8	38.6	5	19	63	0
Jaguars	82	3,591	43.8	38.6	5	19	63	0
Opponents	61	2,564	42.0	36.1	6	30	58	1

PUNT RET.	NO	FC	YDS	AVG	LG	TD
Howard	24	8	246	10.3	40	0
Givins	2	0	-7	-3.5	-1	0
Tillman	2	0	6	3.0	9	0
Jackson	1	0	-2	-2.0	-2	0
Jaguars	29	8	243	8.4	40	0
Opponents	45	11	323	7.2	25	0

KICKOFF RET.	NO	YDS	AVG	LG	TD
J. Smith	24	540	22.5	89t	1
Jackson	19	404	21.3	47	0
Marsh	15	323	21.5	39	0
Howard	10	178	17.8	24	0
Dunbar	2	32	16.0	21	0
Jordan	2	41	20.5	21	0
Griffith	1	9	9.0	9	0
Maston	1	5	5.0	5	0
Jaguars	74	1,532	20.7	94t	1
Opponents	54	1,278	23.7	95t	1

2-POINT CONVERSIONS: W. Jackso
Jaguars 1-3; Opponents 0-1

FGS	1-19	20-29	30-39	40-49	50+
Hollis	0/0	7/9	7/8	4/7	2/3
Jaguars	0/0	7/9	7/8	4/7	2/3
Opponents	2/2	10/10	9/9	5/8	1/2

Hollis: (36N, 26G), (29G), (34G), (), (22G), (53G, 32G), (47N, 49G, 40G, 54N), (31G), (), (26G, 50G, 29G), (22G), (41N, 47B, 36G, 39G), (47G), (27B, 37G), (27N), (42G, 21G, 34G)

Opponents: (19G), (42G, 48N), (21G, 48G), (47N, 49G), (29G, 53G, 32G, 52N), (41G, 19G, 22G), (25G, 21G, 20G), (36G, 29G, 21G), (36G), (25G), (33G), (31G), (38G), (22G, 44G), (38G, 39G, 33G), (40N)

SACKS: Smeenge 4.0, Davey 3.0, Lageman 3.0, Logan 3.0, Mayfield 1.5, Pritchett 1.5, Frase 1.0
Jaguars 17; Opponents 57

TACKLES (Solo-Assists-Total): Schwartz (88-73-161), Goganious (59-73-132), Pritchett (50-51-101), Colon (58-22-80), J. Williams (49-30-79), Davey (39-36-75), Smeenge (40-33-73), V. Clark (59-10-69), Washington (57-8-65), Lageman (35-20-55), Dumas (36-18-54), M. Williams (26-23-49), T. Davis (30-11-41), Thomas (32-7-39), Mayfield (18-16-34), McManus (15-16-31), Frase (16-13-29), Carrington (14-4-18), Logan (10-6-16), Grow (4-5-9), Stephens (3-6-9), Carter (3-5-8), Sheppard (6-1-7), Hall (5-1-6), Green (4-2-6), R. Clark (1-4-5), Miller (0-2-2), Thompson (0-2-2)

USUAL STARTING LINEUP

OFFENSE

- QB Mark Brunell (10)
- Steve Beuerlein (6)
- RB James Stewart (8)
- Vaughn Dunbar (6)
- FB Le'Shai Maston (10)
- WR Ernest Givins (9)
- Jimmy Smith (4)
- WR Willie Jackson (10)
- Desmond Howard (6)
- LT Tony Boselli (12)
- LG Shawn Bouwens (9)
- Jeff Novak (7)
- C Dave Widell (16)
- RG Tom Myslinski (9)
- Ben Coleman (5)
- RT Brian DeMarco (16)
- TE Rich Griffith (15)
- Pete Mitchell (5)

DEFENSE

- LE Joel Smeenge (11)
- LT Kelvin Pritchett (16)
- RT Don Davey (12)
- RE Jeff Lageman (11)
- Paul Frase (5)
- SLB Keith Goganious (10)
- James Williams (6)
- MLB Bryan Schwartz (9)
- Keith Goganious (5)
- WLB Mark Williams (10)
- Joel Smeenge (4)
- LCB Vinnie Clark (16)
- RCB Mickey Washington (16)
- LS Harry Colon (11)
- Travis Davis (5)
- RS Mike Dumas (8)
- Harry Colon (5)

PASSING	ATT	CMP	PCT	YDS	YDS/ATT	TD	INT	LG	SK/YDS	RTG
Brunell	346	201	58.1	2,168	6.27	15	7	45	39/238	82.6
Beuerlein	142	71	50.0	952	6.70	4	7	71t	17/103	60.5
Johnson	7	3	42.9	24	3.43	0	1	19	1/13	12.5
Jaguars	495	275	55.6	3,144	6.35	19	15	71t	57/354	75.0
Opponents	509	304	59.7	3,584	7.04	28	13	68t	17/72	88.9

FRANCHISE FACTS • RECORDS • HISTORY • 2016 IN REVIEW • PLAYERS • BIOGRAPHIES

1996 STATISTICS

HEAD COACH: TOM COUGHLIN

RECORD: 9-7 (.563)

STANDINGS: 5TH, AFC CENTRAL

DATE	OPPONENT	RESULT	ATT.
Sept. 1	Pittsburgh	W, 24-9	70,210
Sept. 8	Houston	L, 27-34	66,468
Sept. 15	at Oakland	L, 3-17	46,291
Sept. 22	at New England	L, 25-28 (OT)	59,446
Sept. 29	Carolina	W, 24-14	71,537
Oct. 6	at New Orleans	L, 13-17	34,231
Oct. 13	N.Y. Jets	W, 21-17	65,699
Oct. 20	at St. Louis	L, 14-17	60,066
Oct. 27	at Cincinnati	L, 21-28	45,890
Nov. 10	Baltimore	W, 30-27	64,628
Nov. 17	at Pittsburgh	L, 3-28	58,879
Nov. 24	at Baltimore	W, 28-25 (OT)	57,384
Dec. 1	Cincinnati	W, 30-27	57,408
Dec. 8	at Houston	W, 23-17	20,196
Dec. 15	Seattle	W, 20-13	66,134
Dec. 22	Atlanta	W, 19-17	71,449
Dec. 28	at Buffalo	W, 30-27	70,213
Jan. 4	at Denver	W, 30-27	75,678
Jan. 12	at New England	L, 6-20	60,190

	JAGUARS	OPP.
TOTAL FIRST DOWNS	325	316
Rushing	90	110
Passing	208	181
Penalty	27	25
3rd Down: Made/Att.	87/208	93/211
3rd Down Pct.	41.8	44.1
4th Down: Made/Att.	5/8	3/8
4th Down Pct.	62.5	37.5
POSSESSION AVG.	31:18	28:42
TOTAL NET YARDS	5,760	5,095
Average Per Game	360.0	318.4
Total Plays	1,038	993
Average Per Play	5.5	5.1
NET YARDS RUSHING	1,650	1,781
Average Per Game	103.1	111.3
Total Rushes	431	447
NET YARDS PASSING	4,110	3,314
Average Per Game	256.9	207.1
Sacked/Yards Lost	50/257	37/237
Gross Yards	4,367	3,551
Att./Comp.	557/353	509/291
Completion Pct.	63.4	57.2
Had Intercepted	20	13
PUNTS/AVERAGE	69/43.7	71/42.0
NET PUNTING AVG.	69/35.6	71/34.5
PENALTIES/YARDS	127/1006	97/800
FUMBLES/BALL LOST	29/10	26/14
TOUCHDOWNS	33	37
Rushing	13	9
Passing	19	24
Returns	1	4

BY PERIODS	1	2	3	4	OT	PTS
Jaguars	68	80	80	94	3	325
Opponents	70	117	65	80	3	335

SCORING	TD	RU	PA	RT	PAT	FG	S	TP
Hollis	0	0	0	0	27/27	30/36	0	117
Stewart	10	8	2	0			0	60
Smith	7	0	7	0			0	42
Brunell	3	3	0	0			0	22
McCardell	3	0	3	0			0	22
Jackson	3	0	3	0			0	20
Means	3	2	1	0			0	18
Rison	2	0	2	0			0	12
Mitchell	1	0	1	0			0	6
Washington	1	0	0	1			0	6
Jaguars	33	13	19	1	27/27	30/36	0	325
Opponents	37	9	24	4	33/35	26/34	0	335

RUSHING	NO	YDS	AVG	LG	TD
Stewart	190	723	3.8	34	8
Means	152	507	3.3	35	2
Brunell	80	396	5.0	33	3
Maston	8	22	2.8	7	0
Jackson	1	2	2.0	2	0
Jaguars	431	1,650	3.8	35	13
Opponents	447	1,781	4.0	76	9

RECEIVING	NO	YDS	AVG	LG	TD
McCardell	85	1,129	13.3	52	3
Smith	83	1,244	15.0	62	7
Mitchell	52	575	11.1	30	1
Rison	34	458	13.5	61t	2
Jackson	33	486	14.7	58	3
Stewart	30	177	5.9	21t	2
Brown	17	141	8.3	16	0
Means	7	45	6.4	11t	1
Maston	6	54	9.0	17	0
Griffith	5	53	10.6	18	0
Hallock	1	5	5.0	5	0
Jaguars	353	4,367	12.4	62	19
Opponents	291	3,551	12.2	63t	24

INTERCEPTIONS	NO	YDS	AVG	LG	TD
Hudson	2	25	12.5	21	0
Hardy	2	19	9.5	13	0
Thomas	2	7	3.5	8	0
Davis	2	0	0.0	0	0
Brackens	1	27	27.0	27	0
Hall	1	20	20.0	20	0
Clark	1	15	15.0	15	0
Washington	1	1	1.0	1	0
Beasley	1	0	0.0	0	0
Jaguars	13	114	8.8	27	0
Opponents	20	370	18.5	92t	3

PUNTING	NO	YDS	AVG	NET	TB	IN	LG	B
Barker	69	3,016	43.7	35.6	8	16	62	0
Jaguars	69	3,016	43.7	35.6	8	16	62	0
Opponents	71	2,979	42.0	34.5	9	19	70	0

PUNT RET.	NO	FC	YDS	AVG	LG	TD
Hudson	32	12	348	10.9	60	0
McCardell	1	1	2	2.0	2	0
Thomas	1	0	1	1.0	1	0
Jaguars	34	13	351	10.3	60	0
Opponents	44	7	400	9.1	40	0

KICKOFF RET.	NO	YDS	AVG	LG	TD
Jordan	26	553	21.3	73	0
Brooks	17	412	24.2	36	0
Bullard	7	157	22.4	36	0
Jackson	7	149	21.3	27	0
Bell	6	119	19.8	28	0
Griffith	2	24	12.0	16	0
Maston	2	49	24.5	29	0
Jaguars	67	1,463	21.8	73	0
Opponents	71	1,674	23.6	62	0

2-POINT CONVERSIONS: Brunell 2, McCardell 2, Jackson
Jaguars 5-6, Opponents 1-2

FGS	1-19	20-29	30-39	40-49	50+
Hollis	2/2	9/9	12/14	5/8	2/3
Jaguars	2/2	9/9	12/14	5/8	2/3
Opponents	0/0	16/16	5/7	5/10	0/1

Hollis: (52G), (38G, 37G, 31N), (33G), (42N, 27G), (53G), (48N, 36G, 19G), (35G, 40G), (.), (.), (23G, 33G, 24G), (40G), (29G, 41N, 34G), (25G, 46G, 40G, 39G, 39G, 20G), (51N, 34G, 38G, 31G), (36G, 19G, 39G), (23G, 26G, 22G, 42G)

Opponents: (48G, 29G, 23G), (32G, 29G), (32G), (23G, 30G, 29G, 44N, 41G, 40G), (45N), (27G), (20G, 36N), (25G), (.), (21G, 21G), (51N), (21G, 29G, 41G, 33G, 49N), (42B, 22G, 34G), (44N, 27G), (27G, 24G), (46G, 30N)

SACKS: Simmons 7.5, Brackens 7.0, Hardy 5.5, Smeenge 5.0, Lageman 4.5, Pritchett 2.0, Beasley 1.0, Jurkovic 1.0, Robinson 1.0, Davey 0.5, T. Davis 0.5, Hudson 0.5
Jaguars 37, Opponents 50

TACKLES (Solo-Assists-Total): Robinson (67-98-165), Hardy (65-65-130), McManus (57-62-119), Washington (65-9-74), Jurkovic (39-33-72), Simmons (25-41-66), Brackens (43-22-65), T. Davis (40-25-65), Hudson (50-14-64), Lageman (46-16-64), Hall (42-18-60), Davey (26-34-60), Smeenge (20-23-43), Schwartz (20-22-42), Pritchett (17-22-39), Thomas (33-3-36), Massey (30-4-34), Beasley (25-6-31), Clark (15-1-16), Boyer (3-4-7), Frase (1-6-7), Logan (4-0-4), Brooks (4-0-4), Bell (2-1-3), A. Davis (0-2-2)

USUAL STARTING LINEUP

OFFENSE

QB	Mark Brunell (16)
RB	James Stewart (11)
	Natrone Means (4)
FB	Le'Shai Maston (8)
WR	Keenan McCardell (15)
WR	Andre Rison (9)
	Jimmy Smith (7)
TE	Derek Brown (14)
	Pete Mitchell (7)
LT	Tony Boselli (16)
LG	Ben Coleman (16)
C	Dave Widell (14)
RG	Brian DeMarco (9)
	Rich Tylski (7)
RT	Leon Searcy (16)

DEFENSE

LE	Joel Smeenge (10)
	Jeff Lageman (6)
LT	Don Davey (11)
RT	John Jurkovic (14)
RE	Clyde Simmons (13)
SLB	Kevin Hardy (15)
MLB	Tom McManus (11)
WLB	Eddie Robinson (15)
LCB	Aaron Beasley (5)
	Dave Thomas (5)
	Vinnie Clark (4)
RCB	Mickey Washington (16)
LS	Dana Hall (9)
	Travis Davis (7)
RS	Chris Hudson (16)

PASSING	ATT	CMP	PCT	YDS	YDS/ATT	TD	INT	LG	SK/YDS	RTG
Brunell	557	353	63.4	4,367	7.84	19	20	62	50/257	84.0
Jaguars	557	353	63.4	4,367	7.84	19	20	62	50/257	84.0
Opponents	509	291	57.2	3,551	6.98	24	13	63t	37/237	83.9

1997 STATISTICS

HEAD COACH: TOM COUGHLIN

RECORD: 11-5 (.688)

STANDINGS: 2ND, AFC CENTRAL

DATE	OPPONENT	RESULT	ATT.
Aug. 31	at Baltimore	W, 28-27	61,018
Sept. 7	N.Y. Giants	W, 40-13	70,581
Sept. 22	Pittsburgh	W, 30-21	73,016
Sept. 28	at Washington	L, 12-24	74,421
Oct. 5	Cincinnati	W, 21-13	67,128
Oct. 12	Philadelphia	W, 38-21	69,150
Oct. 19	at Dallas	L, 22-26	64,464
Oct. 26	at Pittsburgh	L, 17-23 (OT)	57,011
Nov. 2	at Tennessee	W, 30-24	27,208
Nov. 9	Kansas City	W, 24-10	70,444
Nov. 16	Tennessee	W, 17-9	70,070
Nov. 23	at Cincinnati	L, 26-31	55,158
Nov. 30	Baltimore	W, 29-27	63,712
Dec. 7	New England	L, 20-26	73,446
Dec. 14	at Buffalo	W, 20-14	41,231
Dec. 21	at Oakland	W, 20-9	40,032
Dec. 27	at Denver	L, 17-42	74,481

RUSHING	NO	YDS	AVG	LG	TD
Means	244	823	3.4	20	9
Stewart	136	555	4.1	33	8
Brunell	48	257	5.4	15	2
Johnson	10	34	3.4	25t	1
Hallock	4	21	5.3	11	0
Jackson	3	14	4.7	13	0
Matthews	1	10	10.0	10	0
Shelton	6	4	0.7	2	0
Jordan	1	2	2.0	2	0
Barker	1	0	0.0	0	0
Jaguars	454	1,720	3.8	33	20
Opponents	455	1,734	3.8	30	12

RECEIVING	NO	YDS	AVG	LG	TD
McCardell	85	1,164	13.7	60	5
Smith	82	1,324	16.1	75	4
Stewart	41	336	8.2	40	1
Mitchell	35	380	10.9	33	4
Hallock	18	131	7.3	23	1
Jackson	17	206	12.1	45	2
Means	15	104	6.9	21	0
Brown	8	84	10.5	21	1
Jones	5	87	17.4	26t	2
Barlow	5	74	14.8	29	0
Hall	1	22	22.0	22	0
Moore	1	10	10.0	10	0
Jaguars	313	3,922	12.5	75	20
Opponents	320	3,835	12.0	64t	24

INTERCEPTIONS	NO	YDS	AVG	LG	TD
Figures	5	48	9.6	32	0
Hudson	3	26	8.7	23	0
Thomas	2	34	17.0	23	0
Davis	1	23	23.0	23	0
Kopp	1	9	9.0	9	0
Beasley	1	5	5.0	5	0
Robinson	1	0	0.0	0	0
Jaguars	14	145	10.4	32	0
Opponents	9	184	20.4	47t	2

PUNTING	NO	YDS	AVG	NET	TB	IN	LG	B
Barker	66	2,964	44.9	38.8	8	27	64	0
Jaguars	65	2,964	44.9	38.8	8	27	64	0
Opponents	73	3,060	41.9	34.4	7	20	72	1

PUNT RET.	NO	FC	YDS	AVG	LG	TD
Barlow	36	16	412	11.4	52	0
Jaguars	36	16	412	11.4	52	0
Opponents	29	7	241	8.3	25	0

KICKOFF RET.	NO	YDS	AVG	LG	TD
Jackson	32	653	20.4	38	0
Barlow	10	267	26.7	92t	1
Logan	10	236	23.6	39	0
Mitchell	2	17	8.5	12	0
Davis	1	9	9.0	9	0
Hallock	1	6	6.0	6	0
Moore	1	36	36.0	36	0
Parker	1	9	9.0	9	0
Jaguars	58	1,233	21.3	92t	1
Opponents	77	1,730	22.5	85	0

2-POINT CONVERSIONS: Jackson
Jaguars 1-2, Opponents 1-6

FGS	1-19	20-29	30-39	40-49	50+
Hollis	2/2	12/14	8/9	7/9	2/2
Jaguars	2/2	12/14	8/9	7/9	2/2
Opponents	1/1	3/3	9/12	4/8	0/1

Hollis: (43N), (29G, 52G, 35N, 42G), (29N, 20G, 45G, 38N, 27G), (30G, 42G, 25G, 47G), (27N), (38G), (, (20G), (30G, 30G, 37G), (52G), (23G), (21G, 35G, 29G, 25G), (41G, 42G, 31G, 29G, 22G), (44N), (19G, 47G), (19G, 23G)

Opponents: (33G, 25G), (, (40B), (33N, 41G), (, (43N), (37G, 21G, 63N), (19G), (33N, 36G, 41N), (45G), (41N, 35G), (20G), (, (44G, 41G, 33G, 39G, 32N), (38G, 31G), (33G)

SACKS: Simmons 8.5, Brackens 7.0, Smeenge 6.5, Lageman 5.0, Davey 3.0, Pritchett 3.0, Hardy 2.5, Wynn 2.5, Davis 2.0, Robinson 2.0, Boyer 1.5, Hamilton 1.0, Kopp 1.0, Tualo 1.0, Schwartz 0.5
Jaguars 48, Opponents 40

TACKLES (Solo-Assists-Total): Schwartz (69-96-165), Robinson (70-91-161), T. Davis (88-28-116), Thomas (75-13-88), Hudson (61-19-80), Hardy (34-39-73), Simmons (31-40-71), Figures (60-3-63), Brackens (36-26-62), Wynn (25-35-60), Lageman (26-30-56), Smeenge (25-30-55), Davey (16-38-54), Pritchett (20-24-44), Boyer (27-16-43), Payne (13-19-32), Beasley (26-5-31), Tualo (12-14-26), Kopp (7-7-14), Hall (11-3-14), Devine (7-1-0), Jurkovic (4-2-0), White (3-3-6), Logan (5-0-5), Hamilton (2-1-3), Brooks (1-1-2), Parker (0-1-1)

USUAL STARTING LINEUP

OFFENSE

- QB Mark Brunell (14)
- RB Natrone Means (11)
James Stewart (5)
- FB Ty Hallock (7)
- WR Keenan McCardell (16)
- WR Jimmy Smith (16)
- TE Pete Mitchell (12)
Derek Brown (8)
- LT Tony Boselli (12)
- LG Ben Coleman (12)
- C Dave Widell (12)
Michael Cheever (4)
- RG Rich Tylski (11)
Brian DeMarco (5)
- RT Leon Searcy (16)

DEFENSE

- LE Jeff Lageman (16)
- LT Renaldo Wynn (8)
- RT Don Davey (10)
Kelvin Pritchett (5)
Seth Payne (5)
- RE Clyde Simmons (13)
- SLB Kevin Hardy (11)
- MLB Bryan Schwartz (16)
- WLB Eddie Robinson (13)
- LCB Dave Thomas (9)
Aaron Beasley (7)
- RCB Deon Figures (9)
Dave Thomas (7)
- LS Travis Davis (16)
- RS Chris Hudson (16)

TOTAL FIRST DOWNS	JAGUARS	OPP.
Rushing	103	107
Passing	187	190
Penalty	18	21
3rd Down: Made/Att.	82/209	102/226
3rd Down Pct.	39.2	45.1
4th Down: Made/Att.	5/12	12/23
4th Down Pct.	41.7	52.2
POSSESSION AVG.	29:40	30:20
TOTAL NET YARDS	5,424	5,238
Average Per Game	339.0	327.4
Total Plays	998	1,035
Average Per Play	5.4	5.1
NET YARDS RUSHING	1,720	1,734
Average Per Game	107.5	108.4
Total Rushes	454	455
NET YARDS PASSING	3,704	3,504
Average Per Game	231.5	219.0
Sacked/Yards Lost	40/218	48/331
Gross Yards	3,922	3,835
Att./Comp.	504/313	532/320
Completion Pct.	62.1	60.2
Had Intercepted	9	14
PUNTS/AVERAGE	66/44.9	73/41.9
NET PUNTING AVG.	66/38.8	73/34.4
PENALTIES/YARDS	110/914	90/800
FUMBLES/BALL LOST	17/11	26/15
TOUCHDOWNS	43	39
Rushing	20	12
Passing	20	24
Returns	3	3

BY PERIODS	1	2	3	4	OT	PTS
Jaguars	117	111	66	100	0	394
Opponents	65	91	58	98	6	318

SCORING	TD	RU	PA	RT	PAT	FG	S	TP
Hollis	0	0	0	0	41/41	31/36	0	134
Means	9	9	0	0	0	0	0	54
Stewart	9	8	1	0	0	0	0	54
McCardell	5	0	5	0	0	0	0	30
Mitchell	4	0	4	0	0	0	0	24
Smith	4	0	4	0	0	0	0	24
Jackson	2	0	2	0	0	0	0	14
Brunell	2	2	0	0	0	0	0	12
Hudson	2	0	0	2	0	0	0	12
Jones	2	0	2	0	0	0	0	12
Barlow	1	0	0	1	0	0	0	6
Brown	1	0	1	0	0	0	0	6
Hallock	1	0	1	0	0	0	0	6
Johnson	1	1	0	0	0	0	0	6
Jaguars	43	20	20	3	41/41	31/36	0	394
Opponents	39	12	24	3	31/32	17/25	0	318

PASSING	ATT	CMP	PCT	YDS	YDS/ATT	TD	INT	LG	SK/YDS	RTG
Brunell	435	264	60.7	3,281	7.54	18	7	75	33/189	91.2
Matthews	40	26	65.0	275	6.88	0	0	43	1/0	84.9
Johnson	28	22	78.6	344	12.29	2	2	40	6/29	111.9
Barker	1	1	100.0	22	22.0	0	0	22	0/0	118.8
Jaguars	504	313	62.1	3,922	7.78	20	9	75	40/218	92.0
Opponents	532	320	60.2	3,835	7.21	24	14	64t	48/331	86.3

1999 STATISTICS

HEAD COACH: TOM COUGHLIN

RECORD: 14-2 (.688)

STANDINGS: 1st, AFC CENTRAL

DATE	OPPONENT	RESULT	ATT.
Sept. 12	San Francisco	W, 41-3	68,678
Sept. 19	at Carolina	W, 22-20	64,261
Sept. 26	Tennessee	L, 19-20	61,502
Oct. 3	at Pittsburgh	W, 17-3	57,308
Oct. 11	at N.Y. Jets	W, 16-6	78,216
Oct. 17	Cleveland	W, 24-7	62,047
Oct. 31	at Cincinnati	W, 41-10	49,138
Nov. 7	at Atlanta	W, 30-7	68,466
Nov. 14	Baltimore	W, 6-3	67,391
Nov. 21	New Orleans	W, 41-23	69,772
Nov. 28	at Baltimore	W, 30-23	68,428
Dec. 2	Pittsburgh	W, 20-6	68,806
Dec. 13	Denver	W, 27-24	71,357
Dec. 19	at Cleveland	W, 24-14	72,038
Dec. 26	at Tennessee	L, 14-41	66,641
Jan. 2	Cincinnati	W, 24-7	70,532
Jan. 15	Miami	W, 62-7	75,173
Jan. 23	Tennessee	L, 14-33	75,206

TOTAL FIRST DOWNS	JAGUARS	OPP.
Rushing	116	72
Passing	194	159
Penalty	21	17
3rd Down: Made/Att	92/230	72/215
3rd Down Pct.	40.0	33.5
4th Down: Made/Att	5/10	5/20
4th Down Pct.	50.0	25.0

POSSESSION AVG.	31:57	28:03
TOTAL NET YARDS	5,586	4,334
Avg. Per Game	349.1	270.9
Total Plays	1,085	951
Avg. Per Play	5.1	4.6
NET YARDS RUSHING	2,091	1,444
Avg. Per Game	130.7	90.3
Total Rushes	514	373

NET YARDS PASSING	3,495	2,890
Avg. Per Game	218.4	180.6
Sacked/Yards Lost	36/221	57/373
Gross Yards	3,716	3,263
Att./Comp.	535/320	521/291
Completion Pct.	59.8	55.9
Had Intercepted	11	19

PUNTS/AVERAGE	78/41.8	96/41.4
NET PUNTING AVG.	78/36.9	96/34.5
PENALTIES/YARDS	90/755	93/728
FUMBLES/BALL LOST	18/7	31/11
TOUCHDOWNS	42	24
Rushing	20	6
Passing	16	18
Returns	6	0

BY PERIODS	1	2	3	4	OT	PTS
Jaguars	61	109	103	123	0	396
Opponents	44	81	40	52	0	217

SCORING	TD	RU	PA	RT	PAT	FG	S	TP
Hollis	0	0	0	0	37/37	31/38	0	130
J. Stewart	13	13	0	0			0	78
J. Smith	6	0	6	0			0	38
F. Taylor	6	6	0	0			0	36
McCardell	5	0	5	0			0	32
Jones	4	0	4	0			0	24
Beasley	2	0	0	2			0	12
Brady	1	0	1	0			0	8
Brunell	1	1	0	0			0	8
Barlow	1	0	0	1			0	6
Brackens	1	0	0	1			0	6
Craft	1	0	0	1			0	6
Whitted	1	0	0	1			0	6
Team	0	0	0	0			2	4
Smeenge	0	0	0	0			1	2
Jaguars	42	20	16	6	37/37	31/38	3	396
Opponents	24	6	18	0	22/22	17/18	0	217

RUSHING	NO	YDS	AVG	LG	TD
J. Stewart	249	931	3.7	44t	13
Taylor	159	732	4.6	52	6
Brunell	47	208	4.4	15	1
Banks	23	82	3.6	21	0
Howard	13	55	4.2	22	0
Mack	7	40	5.7	19	0
Fiedler	13	26	2.0	15	0
Whitted	1	9	9.0	9	0
Barker	1	6	6.0	6	0
Shelton	1	2	2.0	2	0
Jaguars	514	2,091	4.1	52	20
Opponents	373	1,444	3.9	46	6

RECEIVING	NO	YDS	AVG	LG	TD
J. Smith	116	1,636	14.1	62	6
McCardell	78	891	11.4	49	5
Brady	32	346	10.8	30	1
J. Stewart	21	108	5.1	19	0
Jones	19	221	11.6	31	4
Barlow	16	202	12.6	31	0
Banks	14	137	9.8	38	0
Shelton	12	87	7.3	13	0
Taylor	10	83	8.3	41	0
Howard	1	8	8.0	8	0
Wiegert	1	-3	-3.0	-3	0
Jaguars	320	3,716	11.6	62	16
Opponents	291	3,263	11.2	65t	18

INTERCEPTIONS	NO	YDS	AVG	LG	TD
Beasley	6	200	33.3	93t	2
Darius	4	37	9.3	29	0
Thomas	2	36	18.0	36	0
Brackens	2	16	8.0	16t	1
Bryant	2	0	0.0	0	0
McElmurry	1	26	26.0	26	0
Marts	1	10	10.0	10	0
Boyer	1	5	5.0	5	0
Jaguars	19	330	17.4	93t	3
Opponents	11	149	13.5	43	0

PUNTING	NO	YDS	AVG	NET	TB	IN	LG	B
Barker	78	3,260	41.8	36.9	6	32	83	0
Jaguars	78	3,260	41.8	36.9	6	32	83	0
Opponents	96	3,976	41.4	34.5	10	21	75	1

PUNT RET.	NO	FC	YDS	AVG	LG	TD
Barlow	38	17	414	10.9	74t	1
McCardell	6	4	41	6.8	19	0
Logan	1	0	7	7.0	7	0
Jaguars	45	21	462	10.3	74t	1
Opponents	37	12	259	7.0	36	0

KICKOFF RET.	NO	YDS	AVG	LG	TD
Barlow	19	396	20.8	56	0
Whitted	8	187	23.4	98t	1
Mack	6	112	18.7	32	0
Banks	5	78	15.6	20	0
Jackson	3	58	19.3	23	0
McCardell	2	19	9.5	10	0
Chamblin	1	6	6.0	6	0
Logan	1	25	25.0	25	0
Shelton	1	0	0.0	0	0
Jones	0	0	---	---	0
Jaguars	46	881	19.2	98t	1
Opponents	64	1,474	23.0	66	0

2-POINT CONVERSIONS: Brady, Brunell, McCardell, Smith
Jaguars 4-5, Opponents 0-2

FGS	1-19	20-29	30-39	40-49	50+
Hollis	0/0	12/13	8/9	10/15	1/1
Jaguars	0/0	12/13	8/9	10/15	1/1
Opponents	0/0	3/3	5/6	8/8	1/1

Hollis: (41G,32G,50G,42G) (36G,40G,31G,49N) (42G) (27G,41G) (32G,44G,21G) (20G,36G,24G) (43G,21G) (27G,48B,24G,34G) (28G,28G,41N) (45G,32G) () (25G,32G) (49G,23G) (49N,41G,48N) () (34N,27G,28N)

Opponents: (42G) () (44G,48G) (48G) (33G,42G) () (29G) () (23G) (52G,39N) (46G,31G,33G) (40G,38G) (40G) () (30G,20G) ()

SACKS: Brackens 12.0, Hardy 10.5, Walker 10.0, Smeenge 5.0, Boyer 4.0, Lake 3.5, L. Smith 3.0, Marts 2.0, Beasley 1.5, Payne 1.5, Wynn 1.5, Paup 1.0, Curry 0.5
Jaguars 57, Opponents 36

TACKLES (Solo-Assists-Total): Hardy (87-66-153), Darius (68-47-115), Marts (66-46-112), Bryant (64-14-78), Brackens (47-29-76), Lake (56-15-71), Walker (34-37-71), Beasley (55-12-67), Payne (20-40-60), Smeenge (28-28-56), Paup (23-29-52), Boyer (23-20-43), Wynn (9-28-37), McElmurry (21-7-28), L. Smith (10-14-24), Thomas (12-3-15), Curry (4-6-10), McManus (5-4-9), Leroy (2-6-8), R. Stewart (3-5-8), Upshaw (4-4-8), Schwartz (3-3-6)

USUAL STARTING LINEUP

- OFFENSE**
- QB Mark Brunell (15)
 - RB Fred Taylor (9)
 - James Stewart (7)
 - FB Daimon Shelton (9)
 - WR Keenan McCardell (15)
 - WR Jimmy Smith (16)
 - TE Kyle Brady (12)
 - Damon Jones (8)
 - LT Tony Boselli (16)
 - LG Ben Coleman (12)
 - C John Wade (16)
 - RG Zach Wiegert (12)
 - Rich Tylski (8)
 - RT Leon Searcy (16)

- DEFENSE**
- LE Renaldo Wynn (10)
 - Joel Smeenge (7)
 - LT Gary Walker (16)
 - RT Seth Payne (16)
 - RE Tony Brackens (15)
 - SLB Bryce Paup (14)
 - MLB Lonnie Marts (16)
 - WLB Kevin Hardy (16)
 - LCB Fernando Bryant (16)
 - RCB Aaron Beasley (16)
 - SS Donovin Darius (16)
 - FS Carnell Lake (16)

PASSING	ATT	CMP	PCT	YDS	YDS/ATT	TD	INT	LG	SK/YDS	RTG
Brunell	441	259	58.7	3,060	6.94	14	9	62	29/174	82.0
Fiedler	94	61	64.9	656	6.98	2	2	25t	7/47	83.5
Jaguars	535	320	59.8	3,716	6.95	16	11	62	36/221	82.3
Opponents	521	291	55.9	3,263	6.26	18	19	65t	57/373	71.0

FRANCHISE FACTS • RECORDS • HISTORY • 2016 IN REVIEW • PLAYERS • BIOGRAPHIES

2000 STATISTICS

HEAD COACH: TOM COUGHLIN

RECORD: 7-9 (.438)

STANDINGS: 4TH, AFC CENTRAL

DATE	OPPONENT	RESULT	ATT.
Sept. 3	at Cleveland	W, 27-7	72,418
Sept. 10	at Baltimore	L, 36-39	68,843
Sept. 17	Cincinnati	W, 13-0	45,653
Sept. 25	at Indianapolis	L, 14-43	56,816
Oct. 1	Pittsburgh	L, 13-24	64,351
Oct. 8	Baltimore	L, 10-15	65,194
Oct. 16	at Tennessee	L, 13-27	68,498
Oct. 22	Washington	L, 16-35	69,061
Oct. 29	at Dallas	W, 23-17 (OT)	63,554
Nov. 12	Seattle	L, 21-28	68,063
Nov. 19	at Pittsburgh	W, 34-24	50,925
Nov. 26	Tennessee	W, 16-13	65,454
Dec. 3	Cleveland	W, 48-0	51,262
Dec. 10	Arizona	W, 44-10	53,472
Dec. 17	at Cincinnati	L, 14-17	50,469
Dec. 23	at N.Y. Giants	L, 25-28	77,924

	JAGUARS	OPP.
TOTAL FIRST DOWNS	318	252
Rushing	109	85
Passing	193	144
Penalty	16	23
Third Down: Made /Att.	100/235	74/203
Third Down Pct.	42.6	36.5
Fourth Down: Made/Att.	5/14	4/8
Fourth Down Pct.	35.7	50.0

POSSESSION AVG.	31:32	28:28
TOTAL NET YARDS	5,690	4,845
Average per Game	355.6	302.8
Total Plays	1,080	934
Average Per Play	5.3	5.2

NET YARDS RUSHING	2,032	1,685
Average per Game	127.0	105.3
Total Rushes	481	436
NET YARDS PASSING	3,658	3,160
Average per Game	228.6	197.5
Sacked/Yards Lost	54/289	40/247
Gross Yards	3,947	3,407
Attempts/Completions	545/333	458/258
Completion Pct.	61.1	56.3
Had Intercepted	15	12

PUNTS/AVERAGE	79/41.9	90/42.5
NET PUNTING AVERAGE	79/34.3	90/37.0
PENALTIES/YARDS	95/703	96/814
FUMBLES/BALLS LOST	27/14	26/18
TOUCHDOWNS	40	39
Rushing	18	14
Passing	22	23
Returns	0	2

BY PERIODS	1	2	3	4	OT	PTS
Jaguars	69	142	74	76	6	367
Opponents	59	88	61	119	0	327

SCORING	TD	RU	PA	RT	PAT	FG	S	TP
Hollis	0	0	0	0	33/33	24/26	0	105
F. Taylor	14	12	2	0			0	84
J. Smith	8	0	8	0			0	48
McCardell	5	0	5	0			0	30
Brady	3	0	3	0			0	20
Lindsey	0	0	0	0	5/5	5/7	0	20
Whitted	3	0	3	0			0	18
Brunell	2	2	0	0			0	12
Howard	1	1	0	0			0	6
A. Johnson	1	1	0	0			0	6
Mack	1	1	0	0			0	6
Soward	1	0	1	0			0	6
Stith	1	1	0	0			0	6
Jaguars	40	18	22	0	38/38	29/33	0	367
Opponents	39	14	23	2	36/36	17/24	1	327

RUSHING	NO	YDS	AVG	LG	TD
F. Taylor	292	1,399	4.8	71	12
Brunell	48	236	4.9	16	2
Mack	54	145	2.7	14	1
A. Johnson	28	112	4.0	19	1
Stith	20	55	2.8	12	1
Howard	21	52	2.5	9t	1
Soward	3	28	9.3	20	0
J. Williams	2	8	4.0	4	0
Shelton	2	3	1.5	2	0
Dukes	2	2	1.0	2	0
Quinn	2	-2	1.0	-1	0
Martin	7	-6	-0.9	2	0
Jaguars	481	2,032	4.2	71	18
Opponents	436	1,685	3.9	45t	14

RECEIVING	NO	YDS	AVG	LG	TD
McCardell	94	1,207	12.8	67t	5
J. Smith	91	1,213	13.3	65t	8
Brady	64	729	11.4	36	3
F. Taylor	36	240	6.7	19	2
Soward	14	154	11.0	45	1
Whitted	13	137	10.5	37t	3
A. Johnson	12	153	12.8	48	0
Shelton	4	48	12.0	16	0
Howard	3	26	8.7	13	0
Barlow	1	28	28.0	28	0
Jones	1	12	12.0	12	0
Jaguars	333	3,947	11.9	67t	22
Opponents	258	3,407	13.2	77t	23

INTERCEPTIONS	NO	YDS	AVG	LG	TD
R. Stewart	2	37	18.5	24	0
Darius	2	26	13.0	21	0
Logan	2	14	7.0	14	0
Beasley	1	39	39.0	39	0
Boyer	1	12	12.0	12	0
Nickerson	1	10	10.0	10	0
Brackens	1	7	7.0	7	0
Bryant	1	0	0.0	0	0
Hardy	1	0	0.0	0	0
Jaguars	12	145	12.1	39	0
Opponents	11	149	13.5	43	0

PUNTING	NO	YDS	AVG	NET	TB	IN	LG	B
Barker	76	3,194	42.0	34.4	5	29	65	0
Lindsey	3	117	39.0	32.3	1	0	46	0
Jaguars	79	3,311	41.9	34.3	6	29	65	0
Opponents	90	3,822	42.5	37.0	8	25	67	1

PUNT RET.	NO	FC	YDS	AVG	LG	TD
Barlow	29	14	200	6.9	21	0
Soward	14	5	108	7.7	18	0
McCardell	3	0	25	8.3	22	0
Jaguars	46	19	333	7.2	22	0
Opponents	38	7	478	12.6	82t	1

KICKOFF RET.	NO	YDS	AVG	LG	TD
Stith	33	785	23.8	47	0
Barlow	11	224	20.4	27	0
Mack	6	104	17.3	35	0
Soward	4	93	23.3	28	0
Whitted	4	67	16.8	20	0
J. Williams	2	50	25.0	30	0
Fordham	1	0	0.0	0	0
Leroy	1	0	0.0	0	0
Jaguars	62	1,323	21.3	47	0
Opponents	73	1,523	20.9	66	1

2-POINT CONVERSIONS: Brady
Jaguars 1-1, Opponents 2-3

FGS	1-19	20-29	30-39	40-49	50+
Hollis	0/0	6/7	8/8	7/8	3/3
Lindsey	2/2	0/0	1/3	2/2	0/0
Jaguars	2/2	6/7	9/11	9/10	3/3
Opponents	2/2	6/7	4/5	5/10	0/0

Hollis: (50G,25G) (36G, 45G, 48G, 34G, 48G) () () () (23G, 45G) (23G,33G, 51G) (42G, 49B) () (36G, 33G) (27G, 20G, 38G) (40G, 24G) (36G, 50G, 40G) (28N) (36G)
Lindsey: (30G, 33N, 19G) () (19G, 48G) (49G, 31N)

Opponents: () (44G) (44N, 47N) (41G, 22G) (19G) (47G, 32G, 43G, 21G, 24G) (26G, 44N, 28G) () (19G) () (40G, 42N) (30G, 38G, 28N) () (47N, 32G) (27G) (39N)

SACKS: Brackens 7.5, Smeenge 6.0, Beasley 5.0, Walker 5.0, Boyer 3.5, Wynn 3.5, Hardy 3.0, Payne 2.0, Darius 1.0, Logan 1.0, Nickerson 1.0, Spicer 1.0, Meier 0.5
Jaguars 40, Opponents 54

TACKLES (Solo-Assists-Total): Hardy (88-61-149), Darius (80-32-112), Slaughter (45-63-108), Brackens (47-31-78), Nickerson (34-41-75), Payne (32-42-74), Walker (30-38-68), Logan (50-11-61), Bryant (42-15-57), Wynn (26-29-55), Beasley (45-8-53), Boyer (21-24-45), R. Stewart (28-11-39), Smeenge (13-18-31), L. Smith (11-19-30), Craft (24-5-29), Storz (10-15-25), K. Thomas (17-3-20), Meier (11-6-17), Marts (5-9-14), Leroy (5-8-13), Clark (3-3-6), Spicer (2-2-4), Swift (0-1-1)

USUAL STARTING LINEUP

OFFENSE

QB	Mark Brunell (16)
RB	Fred Taylor (13)
FB	Daimon Shelton (9)
WR	Keenan McCardell (16)
WR	Jimmy Smith (14)
TE	Kyle Brady (16)
LT	Tony Boselli (16)
LG	Brad Meester (16)
C	Jeff Smith (12)
RG	Brenden Stai (16)
RT	Zach Wiegert (8)
	Todd Fordham (8)

DEFENSE

LE	Renaldo Wynn (14)
LT	Gary Walker (14)
RT	Seth Payne (16)
RE	Tony Brackens (16)
SLB	Kevin Hardy (6)
	Lonnie Marts (2)
MLB	T.J. Slaughter (7)
	Hardy Nickerson (4)
WLB	Kevin Hardy (10)
	Brant Boyer (4)
LCB	Fernando Bryant (14)
RCB	Aaron Beasley (14)
SS	Donovin Darius (16)
FS	Rayna Stewart (9)
	Mike Logan (7)

PASSING	ATT	CMP	PCT	YDS	YDS/ATT	TD	INT	LG	SK/YDS	RTG
Brunell	512	311	60.7	3,640	7.1	20	14	67t	54/289	84.0
Martin	33	22	66.7	307	9.30	2	1	65t	0/0	104.0
Jaguars	545	333	61.1	3,947	7.24	22	15	67t	54/289	85.2
Opponents	458	258	56.3	3,407	7.44	23	12	77t	40/247	85.8

2001 STATISTICS

HEAD COACH: TOM COUGHLIN

RECORD: 6-10 (.375)

STANDINGS: 5TH, AFC CENTRAL

DATE	OPPONENT	RESULT	ATT.
Sept. 9	Pittsburgh	W, 21-3	63,785
Sept. 23	Tennessee	W, 13-6	65,994
Sept. 30	Cleveland •	L, 14-23	57,875
Oct. 7	at Seattle	L, 15-24	54,524
Oct. 18	Buffalo •	L, 10-13	58,893
Oct. 28	at Baltimore	L, 17-18	69,439
Nov. 4	at Tennessee	L, 24-28	68,798
Nov. 11	Cincinnati	W, 30-13	57,161
Nov. 18	at Pittsburgh	L, 7-20	62,644
Nov. 25	Baltimore	L, 21-24	53,530
Dec. 3	Green Bay	L, 21-28	66,908
Dec. 9	at Cincinnati	W, 14-10	44,920
Dec. 16	at Cleveland	W, 15-10	72,818
Dec. 23	at Minnesota	W, 33-3	64,150
Dec. 30	Kansas City •	L, 26-30	59,396
Jan. 6	at Chicago	L, 13-33	66,944

• TV blackout

	JAGUARS	OPP.
TOTAL FIRST DOWNS	289	300
Rushing	85	89
Passing	181	193
Penalty	23	18
Third Down: Made /Att.	70/198	87/227
Third Down Pct.	35.4	38.3
Fourth Down: Made/Att.	3/12	5/18
Fourth Down Pct.	25.0	27.8

	JAGUARS	OPP.
POSSESSION AVG.	28:01	31:59
TOTAL NET YARDS	4,840	5,070
Average per Game	302.5	316.9
Total Plays	969	1,056
Average Per Play	5.0	4.8

	JAGUARS	OPP.
NET YARDS RUSHING	1,600	1,611
Average per Game	100.0	100.7
Total Rushes	372	469

	JAGUARS	OPP.
NET YARDS PASSING	3,240	3,459
Average per Game	202.5	216.2
Sacked/Yards Lost	63/430	43/298
Gross Yards	3,670	3,757
Attempts/Completions	534/321	544/354
Completion Pct.	60.1	65.1
Had Intercepted	14	12

	JAGUARS	OPP.
PUNTS/AVERAGE	82/43.6	83/40.5
NET PUNTING AVERAGE	82/37.1	83.35.0

	JAGUARS	OPP.
PENALTIES/YARDS	97/710	96/834

	JAGUARS	OPP.
FUMBLES/BALLS LOST	29/13	28/12
TOUCHDOWNS	34	30
Rushing	11	15
Passing	20	13
Returns	3	2

BY PERIODS	1	2	3	4	OT	PTS
Jaguars	49	83	90	72	0	294
Opponents	43	89	75	79	0	286

SCORING	TD	RU	PA	RT	PAT	FG	S	TP
Hollis	0	0	0	0	29/31	18/28	0	83
Mack	10	9	1	0			0	60
J. Smith	8	0	8	0			0	48
McCardell	6	0	6	0			0	38
Joseph	3	0	2	1			0	18
Brady	2	0	2	0			0	12
Battles	1	0	0	1			0	6
Beasley	1	0	0	1			0	6
Brunell	1	1	0	0			0	6
D. Jones	1	0	1	0			0	6
Moreau	1	1	0	0			0	6
Brackens	0	0	0	0			1	2
Holmes	0	0	0	0	1/1	0/0	0	1
Jaguars	34	11	20	3	30/32	18/28	2	294
Opponents	30	15	13	2	28/28	26/35	0	286

RUSHING	NO	YDS	AVG	LG	TD
Mack	213	877	4.1	54	9
Joseph	68	294	4.3	27	0
Brunell	39	224	5.7	38	1
Taylor	30	116	3.9	24	0
Quinn	8	42	5.3	27	0
Moreau	8	27	3.4	14	1
Gibson	2	19	9.5	18	0
Whitted	1	4	4.0	4	0
Hanson	2	0	0.0	0	0
Smith	1	-3	-3.0	-3	0
Jaguars	372	1,600	4.3	54	11
Opponents	469	1,611	3.4	40	15

RECEIVING	NO	YDS	AVG	LG	TD
Smith	112	1,373	12.3	35t	8
McCardell	93	1,110	11.9	45	6
Brady	36	386	10.7	20t	2
Mack	23	165	7.2	25	1
Dawkins	20	234	11.7	28	0
Joseph	18	183	10.2	29t	2
Jones	8	140	17.5	40	1
Washington	5	36	7.2	12	0
Whitted	2	17	8.5	10	0
Gibson	2	13	6.5	9	0
F. Taylor	2	13	6.5	11	0
Jaguars	321	3,670	11.4	45	20
Opponents	354	3,757	10.6	63	13

INTERCEPTIONS	NO	YDS	AVG	LG	TD
Nickerson	3	4	1.3	2	0
Beasley	3	0	0.0	0	0
Battles	2	26	13.0	26	0
Craft	2	4	2.0	4	0
Darius	1	39	39.0	39	0
McCree	1	10	10.0	10	0
Jaguars	12	83	6.9	39	0
Opponents	14	299	21.4	97t	2

PUNTING	NO	YDS	AVG	NET	TB	IN	LG	B
Hanson	82	3,577	43.6	37.1	12	24	59	0
Jaguars	82	3,577	43.6	37.1	12	24	59	0
Opponents	83	3,359	40.5	35.0	6	31	68	0

PUNT RET.	NO	FC	YDS	AVG	LG	TD
Gibson	38	22	333	8.8	24	0
Jaguars	38	22	333	8.8	24	0
Opponents	38	15	295	7.8	43	0

KICKOFF RET.	NO	YDS	AVG	LG	TD
Gibson	26	511	19.7	35	0
Joseph	17	428	25.2	95t	1
Ross	8	150	18.8	26	0
Mack	2	49	24.5	31	0
Meier	2	14	7.0	8	0
Boyd	1	0	0.0	0	0
Price	1	4	4.0	4	0
Spicer	1	8	8.0	8	0
Jaguars	58	1,164	20.1	95t	1
Opponents	65	1,266	19.5	49	0

2-POINT CONVERSIONS: McCardell
Jaguars 1-2, Opponents 0-2

FGS	1-19	20-29	30-39	40-49	50+
Hollis	0/0	4/5	8/11	6/11	0/1
Jaguars	0/0	4/5	8/11	6/11	0/1
Opponents	0/0	11/12	4/5	10/15	1/3

Hollis: (22N) (35G, 37N, 39G) (42N) (32G, 48G 52N 48G) (41G) (40G) (38G) () (47N) (38N) (34G, 30G, 42N) (44N) (43G, 46G, 37G) (39G, 23G 21G, 21G) (28G, 42N) (36B)

Opponents: (41G) (47N, 22G, 43G) (35G, 28G, 30G) (40N, 25G) (41N, 39N, 30G, 46G) (49G, 28G) (51N, 46N) (26G, 52G) (48G, 28G) (41G, 41N) (52N, 29B) (47G) (29G) (32G) (47G, 40G, 29G) (47G, 23G, 25G, 22G)

SACKS: Brackens 11.0, Walker 7.5, Hardy 5.5, Payne 5.0, Wynn 5.0, K. Thomas 3.0, Spicer 2.0, Battles 1.0, McCree 1.0, Slaughter 1.0, Westmoreland 1.0

Jaguars 43, Opponents 63

TACKLES (Solo-Assists-Total): Nickerson (102-128-230), Darius (74-25-99), Hardy (61-37-98), Slaughter (50-42-92), Payne (46-40-86), Wynn (40-35-75), Walker (42-31-73), Brackens (41-30-71), Battles (50-14-64), Stroud (24-38-62), McCree (36-22-58), Bryant (50-6-56), Craft (48-8-56), Clark (20-28-48), K. Thomas (42-5-47), E. Thomas (15-29-44), Beasley (36-6-42), Spicer (22-19-41), Westmoreland (17-19-36), Meier (12-9-21), Posey (5-8-13), Tuipala (7-5-12), Wheeler (10-1-11), L. Smith (3-5-8), Boyd (2-2-4)

USUAL STARTING LINEUP

OFFENSE

QB	Mark Brunell (15)
RB	Stacey Mack (11)
FB	Patrick Washington (6)
WR	Keenan McCardell (16)
WR	Jimmy Smith (16)
TE	Kyle Brady (16)
LT	Todd Fordham (12)
	Tony Boselli (3)
LG	Brad Meester (16)
C	Jeff Smith (16)
RG	Zach Wiegert (16)
RT	Maurice Williams (16)

DEFENSE

LE	Renaldo Wynn (16)
LT	Gary Walker (16)
RT	Seth Payne (16)
RE	Tony Brackens (12)
SLB	Kevin Hardy (9)
	Jeff Posey (5)
MLB	Hardy Nickerson (14)
WLB	T.J. Slaughter (6)
	Edward Thomas (4)
LCB	Fernando Bryant (9)
	Jason Craft (4)
RCB	Aaron Beasley (12)
SS	Donovin Darius (11)
	Ainsley Battles (5)
FS	Marlon McCree (10)
	Ainsley Battles (6)

PASSING	ATT	CMP	PCT	YDS	YDS/ATT	TD	INT	LG	SK/YDS	RTG
Brunell	473	289	61.1	3,309	7.00	19	13	44	57/387	84.1
Quinn	61	32	52.5	361	5.92	1	1	45	6/43	69.1
Jaguars	534	321	60.1	3,670	6.87	20	14	45	63/430	82.4
Opponents	544	354	65.1	3,757	6.91	13	12	63	43/298	83.9

2003 STATISTICS

HEAD COACH: JACK DEL RIO

RECORD: 5-11 (.313)

STANDINGS: 3RD, AFC SOUTH

DATE	OPPONENT	RESULT	ATT.
Sept. 7	at Carolina	L, 23-24	72,134
Sept. 14	Buffalo •	L, 17-38	58,613
Sept. 21	at Indianapolis	L, 13-23	55,770
Sept. 28	at Houston	L, 20-24	70,041
Oct. 5	San Diego •	W, 27-21	48,954
Oct. 12	Miami	L, 10-24	66,437
Oct. 26	Tennessee •	L, 17-30	55,918
Nov. 2	at Baltimore	L, 17-24	69,486
Nov. 9	Indianapolis •	W, 28-23	45,037
Nov. 16	at Tennessee	L, 3-10	68,809
Nov. 23	at N.Y. Jets	L, 10-13	77,614
Nov. 30	Tampa Bay	W, 17-10	60,543
Dec. 7	Houston •	W, 27-0	43,363
Dec. 14	at New England	L, 13-27	68,436
Dec. 21	New Orleans •	W, 20-19	49,207
Dec. 28	at Atlanta	L, 14-21	70,266

• TV blackout

	JAGUARS	OPP.
TOTAL FIRST DOWNS	305	276
Rushing	118	84
Passing	163	172
Penalty	24	20
Third Down: Made/Att.	80/216	92/218
Third Down Pct.	37.0	42.2
Fourth Down: Made/Att.	13/26	7/14
Fourth Down Pct.	50.0	50.0

	JAGUARS	OPP.
POSSESSION AVG.	30:09	29:51
TOTAL NET YARDS	5,358	4,657
Average per Game	334.9	291.1
Total Plays	1,024	976
Average Per Play	5.2	4.8

	JAGUARS	OPP.
NET YARDS RUSHING	2,073	1,406
Average per Game	129.6	87.9
Total Rushes	481	442

	JAGUARS	OPP.
NET YARDS PASSING	3,285	3,251
Average per Game	205.3	203.2
Sacked/Yards Lost	28/136	24/134
Gross Yards	3,421	3,385
Atts./Completions	515/303	510/303
Completion Pct.	58.8	59.4
Had Intercepted	17	15

	JAGUARS	OPP.
PUNTS/AVERAGE	69/41.3	75/41.0
NET PUNTING AVE.	69/33.5	75/34.1
PENALTIES/YARDS	108/895	103/881

	JAGUARS	OPP.
FUMBLES/BALLS LOST	27/14	26/12
TOUCHDOWNS	31	37
Rushing	13	12
Passing	17	23
Returns	1	2

BY PERIODS	1	2	3	4	OT	PTS
Jaguars	34	93	57	92	0	276
Opponents	85	81	57	108	0	331

SCORING	TD	RU	PA	RT	PAT	FG	S	TP
Marler	0	0	0	0	30/30	20/33	0	90
Taylor	7	6	1	0			0	42
Smith	4	0	4	0			0	24
T. Edwards	3	0	3	0			0	18
Toefield	3	2	1	0			0	18
Hatchette	2	0	2	0			0	12
Leftwich	2	2	0	0			0	12
Wrightster	2	0	2	0			0	12
Allen	1	0	1	0			0	6
Ayodele	1	0	0	1			0	6
Brady	1	0	1	0			0	6
Brunell	1	1	0	0			0	6
M. Edwards	1	1	0	0			0	6
F.-Ma'afala	1	1	0	0			0	6
Johnson	1	0	1	0			0	6
Lewis	1	0	1	0			0	6
Jaguars	31	13	17	1	30/30	20/33	0	276
Opp.	37	12	23	2	33/34	24/27	1	331

RUSHING	NO	YDS	AVG	LG	TD
Taylor	345	1,572	4.6	62	6
Toefield	53	212	4.0	30	2
Fuamatu-Ma'afala	35	144	4.1	18	1
Leftwich	25	108	4.3	18	2
Brunell	8	19	2.4	12	1
M. Edwards	7	13	1.9	3	1
Allen	4	8	2.0	6	0
Lewis	1	6	6.0	6	0
T. Edwards	3	-9	-3.0	4	0
Jaguars	481	2,073	4.3	62	13
Opponents	442	1,406	3.2	29t	12

RECEIVING	NO	YDS	AVG	LG	TD
Smith	54	805	14.9	67	4
Taylor	48	370	7.7	60t	1
T. Edwards	35	487	13.9	84t	3
M. Edwards	31	226	7.3	32	0
Brady	29	281	9.7	26	1
Johnson	17	253	14.9	28	1
Hankton	17	166	9.8	22	0
Hatchette	15	203	13.5	45	2
Toefield	14	105	7.5	16	1
Wrightster	13	150	11.5	30	2
Stokes	13	116	8.9	22	0
Allen	6	60	10.0	31	1
Lewis	4	100	25.0	65t	1
Redmond	3	67	22.3	29	0
Luzar	3	30	10.0	21	0
Fuamatu-Ma'afala	1	2	2.0	2	0
Jaguars	303	3,421	11.3	84t	17
Opponents	303	3,385	11.2	75t	23

INTERCEPTIONS	NO	YDS	AVG	LG	TD
Peterson	3	8	2.7	7	0
Craft	2	29	14.5	21	0
Ayodele	2	15	7.5	13	0
Mathis	2	0	0.0	0	0
Cooper	1	12	12.0	12	0
Brackens	1	4	4.0	4	0
Darius	1	4	4.0	4	0
Trapp	1	4	4.0	4	0
Spicer	1	2	2.0	2	0
Bryant	1	0	0.0	0	0
Jaguars	15	78	5.2	21	0
Opponents	17	198	11.6	52	1

PUNTING	NO	YDS	AVG	NET	TB	IN	LG	B
Royals	45	1,852	41.2	34.8	5	9	51	0
Hanson	23	1,001	43.5	31.1	1	4	58	1
Jaguars	69	2,853	41.3	33.5	6	13	58	1
Opponents	75	3,077	41.0	34.1	7	24	58	0

PUNT RET.	NO	FC	YDS	AVG	LG	TD
Allen	27	15	324	12.0	52	0
Lewis	5	0	45	9.0	14	0
Mathis	2	3	7	3.5	6	0
Jaguars	34	18	376	11.1	52	0
Opponents	40	3	420	10.5	40	0

KICKOFF RET.	NO	YDS	AVG	LG	TD
Allen	41	831	20.3	61	0
Toefield	14	272	19.4	35	0
Lewis	6	111	18.5	26	0
M. Edwards	2	44	22.0	24	0
Redmond	1	21	21.0	21	0
T. Edwards	1	20	20.0	20	0
Brady	1	10	10.0	10	0
Mathis	1	7	7.0	7	0
Jaguars	67	1,316	19.6	61	0
Opponents	58	1,227	21.2	58	0

2-POINT CONVERSIONS: Jaguars 0-1, Opponents 1-3

FGS	1-19	20-29	30-39	40-49	50+
Marler	0/0	10/11	4/8	5/12	1/2
Jaguars	0/0	10/11	4/8	5/12	1/2
Opponents	0/0	8/8	9/9	6/8	1/2

Marler: (40G, 55B) (48N, 44G) (46N, 49G, 41N, 37G) (29G, 20G) (53G, 27G) (20G, 31N) (49G) (24G) () (44N, 39G) (36N, 23G) (46N, 28G, 41N) (35G, 41N, 28G) (24G, 23G, 34N) (43G, 35G, 21B) (30B)

Opponents: (49G) (27G) (46G, 36G, 29G) (48G, 50N) () (51G) (43G, 43G, 33G) (23G, 32G, 23G) (27G, 26G, 27G) (33G, 48N) (36G, 35G) (47G, 45N) () (22G, 31G) (33G, 38G) ()

SACKS: Brackens 6.0, Stroud 4.5, Douglas 3.5, Henderson 3.5, Meier 1.5, Ayodele 1.0, Barnes 1.0, Peterson 1.0, Slaughter 1.0, Thomas 1.0
Jaguars 24, Opponents 28

TACKLES (Solo-Assists-Total): Peterson (87-80-167), Ayodele (97-53-150), Darius (65-53-118), Stroud (82-19-101), Mathis (72-19-91), Henderson (60-17-77), Cooper (37-37-74), Clark (38-35-73), Bryant (59-12-71), Brackens (41-12-53), Spicer (24-13-37), Douglas (27-4-31), Craft (25-5-30), Meier (25-5-30), Slaughter (14-11-25), Barnes (13-2-15), Thomas (7-5-12), A. Mitchell (7-3-10), K. Mitchell (3-7-10), Trapp (3-2-5), Leonard (4-0-4), McCree (0-2-2), Franklin (1-0-1), Adams (0-1-1)

USUAL STARTING LINEUP

OFFENSE

QB	Byron Leftwich (13)
	Mark Brunell (3)
RB	Fred Taylor (16)
FB	Marc Edwards (16)
WR	Jimmy Smith (12)
	Matthew Hatchette (4)
WR	Troy Edwards (11)
	J.J. Stokes (3)
TE	Kyle Brady (15)
LT	Mike Pearson (16)
LG	Vince Manuwai (14)
	Jamar Nesbit (2)
C	Brad Meester (16)
RG	Chris Naeole (16)
RT	Maurice Williams (16)

DEFENSE

LE	Tony Brackens (15)
DT	Marcus Stroud (16)
DT	John Henderson (16)
RE	Hugh Douglas (16)
OLB	Akin Ayodele (16)
MLB	Mike Peterson (16)
OLB	Danny Clark (9)
	T.J. Slaughter (3)
	Keith Mitchell (2)
LCB	Fernando Bryant (16)
RCB	Rashean Mathis (10)
	Jason Craft (6)
FS	Deke Cooper (10)
	Rashean Mathis (6)
SS	Donovin Darius (16)

PASSING	ATT	CMP	PCT	YDS	YDS/ATT	TD	INT	LG	SK/YDS	RTG
Leftwich	418	239	57.2	2,819	6.74	14	16	84t	19/90	73.0
Brunell	82	54	65.9	484	5.90	2	0	65t	9/46	89.7
Garrard	12	9	75.0	86	7.17	1	0	28	0/0	122.2
Toefield	2	1	50.0	32	16.00	0	0	32	0/0	95.8
Royals	1	0	0.00	0	0.00	0	1	0	0/0	0.0
Jaguars	515	303	58.8	3,421	6.64	17	17	84t	28/136	76.0
Opponents	510	303	59.4	3,385	6.64	23	15	75t	24/134	82.0

2005 STATISTICS

HEAD COACH: JACK DEL RIO

RECORD: 12-4 (.750)

STANDINGS: 2nd, AFC SOUTH

DATE	OPPONENT	RESULT	ATT.
Sept. 11	Seattle	W, 26-14	65,204
Sept. 18	at Indianapolis	L, 3-10	56,460
Sept. 25	at N.Y. Jets	W, 26-20 (OT)	77,422
Oct. 2	Denver	L, 7-20	66,045
Oct. 9	Cincinnati	W, 23-20	66,137
Oct. 16	at Pittsburgh	W, 23-17 (OT)	63,891
Oct. 30	at St. Louis	L, 21-24	65,251
Nov. 6	Houston	W, 21-14	64,613
Nov. 13	Baltimore	W, 30-3	66,107
Nov. 20	at Tennessee	W, 31-28	69,149
Nov. 27	at Arizona	W, 24-17	37,198
Dec. 4	at Cleveland	W, 20-14	70,941
Dec. 11	Indianapolis	L, 18-26	67,164
Dec. 18	San Francisco	W, 10-9	64,764
Dec. 24	at Houston	W, 38-20	70,025
Jan. 1	Tennessee	W, 40-13	65,485
Jan. 7	at New England	L, 3-28	68,756

	JAGUARS	OPP.
TOTAL FIRST DOWNS	301	273
Rushing	97	79
Passing	170	158
Penalty	34	36
Third Down: Made /Att.	93/225	67/205
Third Down Pct.	41.3	32.7
Fourth Down: Made/Att.	4/10	4/14
Fourth Down Pct.	40.0	28.6
POSSESSION AVG.	31:33	28:27
TOTAL NET YARDS	5,149	4,655
Average per Game	321.8	290.9
Total Plays	1,021	963
Average Per Play	5.0	4.8
NET YARDS RUSHING	1,959	1,709
Average per Game	122.4	106.8
Total Rushes	502	44
NET YARDS PASSING	3,190	2,946
Average per Game	199.4	184.1
Sacked/Yards Lost	32/162	47/277
Gross Yards	3,352	3,223
Attempts/Completions	487/283	482/285
Completion Pct.	58.1	59.1
Had Intercepted	6	19
PUNTS/AVERAGE	83/42.4	88/42.8
NET PUNTING AVERAGE	83/36.9	88/36.7
PENALTIES/YARDS	121/1006	130/1055
FUMBLES/BALLS LOST	27/11	21/9
TOUCHDOWNS	42	30
Rushing	18	4
Passing	21	22
Returns	3	4

BY PERIODS	1	2	3	4	OT	PTS
Jaguars	67	70	113	99	12	361
Opponents	30	117	36	86	0	269

SCORING	TD	RU	PA	RT	PAT	FG	S	TP
Scobee	0	0	0	0	38/39	23/30	0	107
Wilford	7	0	7	0			0	42
Smith	6	0	6	0			0	36
M. Jones	5	0	5	0			0	30
G. Jones	4	4	0	0			0	24
Toe field	4	4	0	0			0	24
Garrard	3	3	0	0			0	20
Taylor	3	3	0	0			0	18
Leftwich	2	2	0	0			0	12
Wimbush	2	1	0	1			0	12
Wrightster	2	0	2	0			0	12
Brady	1	0	1	0			0	6
Mathis	1	0	0	1			0	6
Pearman	1	1	0	0			0	6
Peterson	1	0	0	1			0	6
Jaguars	42	18	21	3	38/39	23/30	0	381
Opponents	30	4	22	4	29/30	20/27	0	269

RUSHING	NO	YDS	AVG	LG	TD
Taylor	194	787	4.1	71t	3
G. Jones	151	575	3.8	27	4
Garrard	31	172	5.5	28	3
Pearman	39	149	3.8	45	1
Toe field	36	142	3.9	32t	4
Leftwich	31	67	2.2	9	2
M. Jones	12	51	4.3	25	0
Wimbush	3	12	4.0	7	1
Williams	2	3	1.5	10	0
Gray	3	1	0.3	3	0
Jaguars	502	1,959	3.9	71t	18
Opponents	434	1,709	3.9	51	4

RECEIVING	NO	YDS	AVG	LG	TD
Smith	70	1,023	14.6	45t	6
Wilford	41	681	16.6	39	7
M. Jones	36	432	12.0	42	5
Williams	35	445	12.7	41	0
Pearman	32	240	7.5	19	0
Brady	18	157	8.7	33	1
Wrightster	13	120	9.2	27	2
Taylor	13	83	6.4	13	0
G. Jones	10	65	6.5	10	0
Wimbush	5	26	5.2	6	0
B. Jones	3	49	16.3	41	0
Toe field	3	17	5.7	11	0
Hankton	3	15	5.0	8	0
Manuwai	1	-1	-1.0	-1	0
Jaguars	283	3,352	11.8	45t	21
Opponents	285	3,223	11.3	83t	22

INTERCEPTIONS	NO	YDS	AVG	LG	TD
Mathis	5	79	15.8	41t	1
Cousin	4	18	4.5	14	0
Peterson	3	54	18.0	26t	1
Grant	3	29	9.7	29	0
Wright	2	4	2.0	4	0
Cooper	1	0	0.0	0	0
Smith	1	0	0.0	0	0
Jaguars	19	184	9.7	41t	2
Opponents	6	90	15.0	37	0

PUNTING	NO	YDS	AVG	NET	TB	IN	LG	B
Hanson	82	3,517	42.9	36.9	11	33	74	1
Jaguars	82	3,517	42.9	36.9	11	33	74	1
Opponents	88	3,763	42.8	36.7	6	22	75	1

PUNT RET.	NO	FC	YDS	AVG	LG	TD
Pearman	49	15	410	8.4	24	0
Owens	3	0	6	2.0	6	0
Mathis	1	0	-1	-1.0	-1	0
Jaguars	53	15	415	7.8	24	0
Opponents	29	15	236	8.1	72t	1

KICKOFF RET.	NO	YDS	AVG	LG	TD
Wimbush	39	955	24.5	91t	1
Pearman	8	187	23.4	34	0
Alexis	1	31	31.0	31	0
Brady	1	24	24.0	24	0
G. Jones	1	0	0.0	0	0
Jaguars	50	1,197	23.9	91t	1
Opponents	56	1,327	23.7	85	0

2-POINT CONVERSIONS: Garrard
Jaguars 1-1, Opponents 0-0

FGS	1-19	20-29	30-39	40-49	50+
Scobee	0/0	9/9	7/8	5/10	2/3
Jaguars	0/0	9/9	7/8	5/10	2/3
Opponents	0/0	2/2	8/10	9/14	1/1

Scobee: (23G, 41G, 43N, 29G, 41G) (42N, 28G) (32G, 40G) () (32G, 51G, 53G) (23G) (49N, 44N) () (48G, 33G, 26G) (31G) (30G, 38N) (24G, 29G) (27G) (52N, 32G) (40N, 26G) (46G, 38G)

Opponents: () (41G) (35G, 25G) (41N, 46B, 33G, 42G) (31G, 48G) (29G, 46N) (41G) () (41G) () (43N, 42G) (34N) (40G, 34G, 38G, 46G) (35G, 47G, 33G) (37G, 53G, 38N, 48N) ()

SACKS: Hayward 8.5, Spicer 7.5, Peterson 6.0, Meier 6.0, McCray 5.5, D. Smith 4.0, Henderson 3.0, Ayodele 2.5, Grant 1.5, Stroud 1.0, Maddox 1.0, Cousin 0.5
Jaguars 47, Opponents 32

TACKLES (Solo-Assists-Total): Peterson (104-86-190), D. Smith (68-49-117), Ayodele (62-38-100), Grant (69-21-90), Henderson (62-21-83), Cooper (52-28-80), Wright (50-28-78), Mathis (46-24-70), Stroud (42-24-66), Spicer (43-13-56), Cousin (31-25-56), Hayward (39-10-49), Meier (35-12-47), Sensabaugh (21-10-31), McCray (20-3-23), Wiley (7-4-11), Darius (6-2-8), Thomas (5-2-7), Gilbert (4-3-7), Favors (1-4-5), Richardson (3-1-4), Maddox (3-1-4), Starks (3-1-4), Winborn (2-0-2), Roberson (1-1-2), Davis (1-0-1), Sorensen (1-0-1), Chase (0-1-1)

USUAL STARTING LINEUP

OFFENSE

QB	Byron Leftwich (11) David Garrard (5)
RB	Fred Taylor (11) LaBrandon Toefield (2)
FB	Greg Jones (13)
WR	Jimmy Smith (16) Reggie Williams (7)
WR	Ernest Wilford (8)
TE	Kyle Brady (14) George Wrightster (6)
LT	Khalif Barnes (12) Mike Pearson (2) Ephraim Salaam (2)
LG	Vince Manuwai (16)
C	Brad Meester (12) Dennis Norman (4)
RG	Chris Naeole (15)
RT	Maurice Williams (16)

DEFENSE

LE	Reggie Hayward (15)
DT	Marcus Stroud (16)
DT	John Henderson (15)
RE	Paul Spicer (14)
OLB	Akin Ayodele (11)
MLB	Mike Peterson (16)
OLB	Daryl Smith (16)
LCB	Rashean Mathis (16)
RCB	Kenny Wright (16)
DB	Terry Cousin (5)
FS	Deon Grant (16)
SS	Donovin Darius (2) Deke Cooper (12) Gerald Sensabaugh (2)

PASSING	ATT	CMP	PCT	YDS	YDS/ATT	TD	INT	LG	SK/YDS	RTG
Leftwich	302	175	57.9	2,123	7.03	15	5	45t	23/110	89.3
Garrard	168	98	58.3	1,117	6.65	4	1	37	8/45	83.9
Gray	14	8	57.1	100	7.14	2	0	26	1/7	119.0
M. Jones	3	2	66.7	12	4.00	0	0	6	0/0	74.3
Jaguars	487	283	58.1	3,352	6.88	21	6	45t	32/162	88.4
Opponents	482	285	59.1	32,23	6.69	22	19	83t	47/277	78.0

2006 STATISTICS

HEAD COACH: JACK DEL RIO

RECORD: 8-8 (.500)

STANDINGS: 3RD, AFC SOUTH

DATE	OPPONENT	RESULT	ATT.
Sept. 10	Dallas	W, 24-17	67,164
Sept. 18	Pittsburgh	W, 9-0	67,164
Sept. 24	at Indianapolis	L, 14-21	57,041
Oct. 1	at Washington	L, 30-36 (OT)	89,450
Oct. 8	N.Y. Jets	W, 41-0	66,604
Oct. 22	at Houston	L, 7-27	70,035
Oct. 29	at Philadelphia	W, 13-6	69,249
Nov. 5	Tennessee	W, 37-7	66,524
Nov. 12	Houston	L, 10-13	65,918
Nov. 20	N.Y. Giants	W, 26-10	67,164
Nov. 26	at Buffalo	L, 24-27	63,608
Dec. 3	at Miami	W, 24-10	73,160
Dec. 10	Indianapolis	W, 44-17	67,164
Dec. 17	at Tennessee	L, 17-24	69,143
Dec. 24	New England	L, 21-24	67,164
Dec. 31	at Kansas City	L, 30-35	77,500

TOTAL FIRST DOWNS		JAGUARS	OPP.
Rushing		127	94
Passing		147	143
Penalty		19	22
Third Down: Made /Att.		85/217	63/227
Third Down Pct.		39.2	36.6
Fourth Down: Made/Att.		7/14	4/14
Fourth Down Pct.		50.0	28.6
POSSESSION AVG.		32:11	27:49
TOTAL NET YARDS		5,423	4,538
Average per Game		338.9	283.6
Total Plays		989	978
Average Per Play		5.5	4.6
NET YARDS RUSHING		2,541	1,460
Average per Game		158.8	91.3
Total Rushes		513	420
NET YARDS PASSING		2,882	3,078
Average per Game		180.1	192.4
Sacked/Yards Lost		30/178	35/200
Gross Yards		3,060	3,278
Att./Completions		446/266	523/294
Completion Pct.		59.6	56.2
Had Intercepted		14	20
PUNTS/AVERAGE		73/40.0	90/41.4
NET PUNTING AVE.		73/33.4	90/35.8
PENALTIES/YARDS		97/806	80/684
FUMBLE/BALLS LOST		16/9	12/4
TOUCHDOWNS		42	32
Rushing		23	14
Passing		17	12
Returns		2	6

BY PERIODS	1	2	3	4	OT	PTS
Jaguars	72	112	80	107	0	371
Opponents	61	64	72	71	6	274

SCORING	TD	RU	PA	RT	PAT	FG	S	TP
Scobee	0	0	0	0	41/41	26/32	0	119
Jones-Drew	16	13	2	1			0	96
Taylor	6	5	1	0			0	36
M. Jones	4	0	4	0			0	24
R. Williams	4	0	4	0			0	24
Wrightster	3	0	3	0			0	18
Gray	2	2	0	0			0	12
Leftwich	2	2	0	0			0	12
Wilford	2	0	2	0			0	12
Lewis	1	0	1	0			0	6
Pearman	1	1	0	0			0	6
Starks	1	0	0	1			0	6
Jaguars	42	23	17	2	41/41	26/32	0	371
Opponents	32	14	12	6	31/31	17/24	0	274

RUSHING	NO	YDS	AVG	LG	TD
Taylor	231	1,146	5.0	76	5
Jones-Drew	166	941	5.7	74t	13
Garrard	47	250	5.3	20	0
Pearman	19	89	4.7	12	1
Leftwich	25	41	1.6	7	2
R. Williams	7	33	4.7	10	0
Gray	2	26	13.0	17t	2
Toefield	10	22	2.2	12	0
Alexis	3	5	1.7	3	0
Wimbush	1	3	3.0	3	0
M. Jones	2	-15	-7.5	-6	0
Jaguars	513	2,541	5.0	76	23
Opponents	420	1,460	3.5	40	14

RECEIVING	NO	YDS	AVG	LG	TD
R. Williams	52	616	11.8	48	4
Jones-Drew	46	436	9.5	51t	2
M. Jones	41	643	15.7	49	4
Wrightster	39	353	9.1	23	3
Wilford	36	524	14.6	41	2
Taylor	23	242	10.5	36	1
Lewis	13	126	9.7	31	1
Hankton	5	48	9.6	15	0
Brady	5	37	7.4	13	0
Wimbush	4	23	5.8	9	0
Pearman	2	12	6.0	7	0
Jaguars	266	3,060	11.5	51t	17
Opponents	294	3,278	11.1	68t	12

INTERCEPTIONS	NO	YDS	AVG	LG	TD
Mathis	8	146	18.3	55	0
Grant	2	25	12.5	24	0
Sensabaugh	2	8	4.0	8	0
Starks	1	55	55.0	55t	1
Cousin	1	16	16.0	16	0
Peterson	1	15	15.0	15	0
Greisen	1	6	6.0	6	0
D. Smith	1	4	4.0	4	0
B. Williams	1	4	4.0	4	0
Webb	1	1	1.0	1	0
Ingram	1	0	0.0	0	0
Jaguars	20	280	14.0	55t	1
Opponents	14	222	15.9	83t	2

PUNTING	NO	YDS	AVG	NET	TB	IN	LG	B
Hanson	72	2,920	40.6	33.4	7	20	58	1
Jaguars	73	2,820	40.0	22.4	7	20	58	1
Opponents	90	3,724	41.4	35.8	7	25	73	2

PUNT RET.	NO	FC	YDS	AVG	LG	TD
Pearman	32	16	283	8.8	29	0
C. Owens	9	5	56	6.2	13	0
Mathis	2	1	9	4.5	9	0
Jones-Drew	1	0	13	13.0	13	0
Toefield	1	0	0	0.0	0	0
Jaguars	45	22	361	8.0	29	0
Opponents	29	16	343	11.8	82t	2

KICKOFF RET.	NO	YDS	AVG	LG	TD
Jones-Drew	31	860	27.7	93t	1
Wimbush	8	181	22.6	33	0
Brady	4	18	4.5	9	0
Pearman	3	56	18.7	22	0
Collier	1	8	8.0	8	0
M. Owens	1	4	4.0	4	0
Toefield	1	9	9.0	9	0
Jaguars	49	1,136	23.2	93t	1
Opponents	60	1,262	21.0	70	0

2-POINT CONVERSIONS: Jaguars 0-1, Opponents 0-0

FGS	1-19	20-29	30-39	40-49	50+
Scobee	0/0	5/6	7/7	14/18	0/1
Jaguars	0/0	5/6	7/7	14/18	0/1
Opponents	0/0	7/7	3/6	7/10	0/1

Scobee: (35G, 49N) (31G, 32G, 42G) (24N, 49N) (46G, 43G, 41G) (43G, 40G) () (40G, 27G) (47G, 21G, 39G) (44G) (39G, 24G, 23G, 48G) (42N, 27G) (48G) (48N, 48G, 34G, 46G) (43G) (53N) (33G)

Opponents: (32G, 36N) () () (44G, 37G, 37G) () (38N, 43G, 21G) (25G, 28G) () (25G, 32N, 52N, 28G) (40G) (21G, 42G) (42N, 42G) (41G) (44N, 27G) (48G, 49N) ()

SACKS: McCray 10, Meier 5, Henderson 3.5, Spicer 3, Smith 3, Stroud 2.5, Hawkins 2, Pettway 2, Ingram 1.5, McDaniel 1, Gilbert 1, Stanley 0.5
Jaguars 35, Opponents 30

TACKLES (Solo-Assists-Total): Smith (107-63-170), Ingram (67-50-117), Grant (61-24-85), Greisen (48-34-82), Mathis (54-17-71), Henderson (52-12-64), Williams (47-16-63), Darius (47-13-60), Spicer (47-12-59), McCray (42-7-49), Sensabaugh (33-14-47), Peterson (27-20-47), Meier (37-8-45), Cousin (30-12-42), Stroud (31-3-34), Starks (14-13-27), McDaniel (15-6-21), Wiley (14-5-19), Webb (13-3-16), Gilbert (12-4-16), Hawkins (7-1-8), Iwuh (4-3-7), Pettway (5-0-5), Fudge (5-0-5), Stanley (3-1-4), Cordova (3-0-3), Sorensen (2-0-2), Hayward (1-1-0)

USUAL STARTING LINEUP

OFFENSE

QB	Byron Leftwich (6) David Garrard (10)
RB	Fred Taylor (15)
FB	Derrick Wimbush (6)
WR	Reggie Williams (14)
WR	Ernest Wilford (12) Matt Jones (4)
TE	Kyle Brady (14) George Wrightster (10) Mercedes Lewis (3)
LT	Khalif Barnes (15)
LG	Vince Manuwai (16)
C	Brad Meester (16)
RG	Chris Naeole (16)
RT	Maurice Williams (16)

DEFENSE

DE	Reggie Hayward (1) Bobby McCray (12)
DT	Marcus Stroud (11) Rob Meier (8)
DT	John Henderson (16)
DE	Paul Spicer (16)
OLB	Nick Greisen (10) Clint Ingram (11)
MLB	Mike Peterson (5)
OLB	Daryl Smith (16)
LCB	Rashean Mathis (16)
RCB	Brian Williams (15)
DB	Terry Cousin (4)
FS	Deon Grant (16)
SS	Donovin Darius (10) Gerald Sensabaugh (7)

PASSING	ATT	CMP	PCT	YDS	YDS/ATT	TD	INT	LG	SK/YDS	RTG
Garrard	241	145	60.2	1,735	7.20	10	9	49	20/119	80.5
Leftwich	183	108	59.0	1,159	6.33	7	5	51t	9/48	79.0
Gray	22	13	59.1	166	7.55	0	0	32	1/11	82.8
M. Jones	0	0	---	0	---	0	0	---	0/0	---
Jaguars	446	266	59.6	3,060	6.86	17	14	51t	30/178	80.0
Opponents	523	294	56.2	3,278	6.27	12	20	68t	35/200	66.8

2008 STATISTICS

HEAD COACH: JACK DEL RIO

RECORD: 5-11 (.313)

STANDINGS: 4TH, AFC SOUTH

DATE	OPPONENT	RESULT	ATT.
Sept. 7	at Tennessee	L, 10-17	69,143
Sept. 14	Buffalo	L, 16-20	65,167
Sept. 21	at Indianapolis	W, 23-21	65,938
Sept. 28	Houston	W, 30-27 (OT)	64,061
Oct. 5	Pittsburgh	L, 21-26	65,908
Oct. 12	at Denver	W, 24-17	75,674
Oct. 26	Cleveland	L, 17-23	64,775
Nov. 2	at Cincinnati	L, 19-21	64,238
Nov. 9	at Detroit	W, 38-14	52,631
Nov. 16	Tennessee	L, 14-24	65,258
Nov. 23	Minnesota	L, 12-30	65,064
Dec. 1	at Houston	L, 17-30	70,809
Dec. 7	at Chicago	L, 10-23	61,736
Dec. 14	Green Bay	W, 20-16	65,457
Dec. 18	Indianapolis	L, 24-31	65,648
Dec. 28	at Baltimore	L, 7-27	71,366

TOTAL FIRST DOWNS		JAGUARS	OPP.
Rushing	107	98	
Passing	183	166	
Penalty	22	25	
Third Down: Made/Att.	87/213	82/200	
Third Down Pct.	40.8	41.0	
Fourth Down: Made/Att.	14/24	5/11	
Fourth Down Pct.	58.3	45.5	
POSSESSION AVG.	31:22	28:38	
TOTAL NET YARDS	5,106	5,295	
Average per Game	319.1	330.9	
Total Plays	1,005	922	
Average Per Play	5.1	5.7	
NET YARDS RUSHING	1,774	1,709	
Average per Game	110.9	106.8	
Total Rushes	426	428	
NET YARDS PASSING	3,332	3,586	
Average per Game	208.3	224.1	
Sacked/Yards Lost	42/288	29/191	
Gross Yards	3,620	3,777	
Att./Completions	537/335	465/297	
Completion Pct.	62.4	63.9	
Had Intercepted	13	13	
PUNTS/AVERAGE	67/43.3	67/43.0	
NET PUNTING AVE.	67/36.9	67/36.8	
PENALTIES/YARDS	104/813	80/691	
FOULS/BALLS LOST	23/11	15/4	
TOUCHDOWNS	35	41	
Rushing	17	14	
Passing	15	25	
Returns	3	2	

BY PERIODS	1	2	3	4	OT	PTS
Jaguars	58	88	62	91	3	302
Opponents	101	102	50	114	0	367

SCORING	TD	RU	PA	RT	PAT	FG	S	TP
Scobee	0	0	0	0	33/33	19/25	0	90
Jones-Drew	14	12	2	0			0	84
Owens	3	2	0	1			0	18
Williams	3	0	3	0			0	18
Garrard	2	2	0	0			0	12
M. Jones	2	0	2	0			0	12
Lewis	2	0	2	0			0	12
Mathis	2	0	0	2			0	12
Northcutt	2	0	2	0			0	12
G. Jones	1	0	1	0			0	6
Pearman	1	0	1	0			0	6
Porter	1	0	1	0			0	6
Taylor	1	1	0	0			0	6
Williamson	1	0	1	0			0	6
Jaguars	35	17	15	3	33/33	19/25	1	302
Opponents	41	14	25	2	40/40	27/30	0	367

RUSHING	NO	YDS	AVG	LG	TD
Jones-Drew	197	824	4.2	46t	12
Taylor	143	556	3.9	34	1
Garrard	73	322	4.4	24	2
Owens	2	43	21.5	41t	2
G. Jones	2	13	6.5	13	0
Northcutt	1	9	9.0	9	0
Washington	4	9	2.3	6	0
Williamson	1	1	1.0	1	0
Williams	1	0	0.0	0	0
Lemon	2	-3	-1.5	-1	0
Jaguars	426	1,774	4.2	46t	17
Opponents	428	1,709	4.0	40t	14

RECEIVING	NO	YDS	AVG	LG	TD
M. Jones	65	761	11.7	35	2
Jones-Drew	62	565	9.1	26	2
Northcutt	44	545	12.4	41	2
Lewis	41	489	11.9	30t	2
Williams	37	364	9.8	32	3
Walker	16	217	13.6	32	0
Taylor	16	98	6.1	17	0
G. Jones	13	116	8.9	22	1
Porter	11	181	16.5	33	1
Estandia	10	113	11.3	23	0
Angulo	8	63	7.9	17	0
Williamson	5	30	6.0	10t	1
Wrightster	2	35	17.5	27	0
Owens	2	17	8.5	10	0
Pearman	1	23	23.0	23t	1
Washington	1	9	9.0	9	0
Garrard	1	-6	-6.0	-6	0
Jaguars	335	3,620	10.8	41	15
Opponents	297	3,777	12.7	56t	25

INTERCEPTIONS	NO	YDS	AVG	LG	TD
Mathis	4	151	37.8	72t	2
Sensabaugh	4	38	9.5	23	0
Williams	2	31	15.5	27	0
Nelson	2	0	0.0	0	0
Harvey	1	0	0.0	0	0
Jaguars	13	220	16.9	72t	2
Opponents	13	181	13.9	42	1

PUNTING	NO	YDS	AVG	NET	TB	IN	LG	B
Weatherford	21	915	43.6	37.7	3	2	57	0
Podlesh	46	1,989	43.2	36.6	5	12	60	0
Jaguars	67	2,904	43.3	36.9	8	14	60	0
Opponents	67	2,878	43.0	36.8	7	25	61	0

PUNT RET.	NO	FC	YDS	AVG	LG	TD
Witherspoon	17	9	192	11.3	38	0
Jones-Drew	7	1	69	9.9	15	0
Northcutt	5	7	14	2.8	9	0
Jaguars	29	17	275	9.5	38	0
Opponents	31	19	269	8.7	28	0

KICKOFF RET.	NO	YDS	AVG	LG	TD
Witherspoon	52	1,250	24.0	51	0
Jones-Drew	13	281	21.6	33	0
Williamson	4	84	21.0	26	0
G. Jones	2	19	9.5	10	0
Owens	2	30	15.0	20	0
Reyes	1	14	14.0	14	0
Jaguars	74	1,678	22.7	51	0
Opponents	51	1,015	19.9	52	0

2-POINT CONVERSIONS: Jaguars 0-2, Opponents 0-1

FGS	1-19	20-29	30-39	40-49	50+
Scobee	0/0	7/7	3/6	5/7	4/5
Jaguars	0/0	7/7	3/6	5/7	4/5
Opponents	0/0	9/9	10/12	6/7	2/2

Scobee: (37N, 27G) (28G, 50G, 39G) (26G, 21G, 51G) (46G, 40G, 37G) () (48G) (38B, 53G) (52G, 26G) (34G) () (21G, 46N, 38N) (43N, 29G) (42G) (51N) (44G) ()

Opponents: (47G) (21G, 45G) () (27G, 47G) (38G, 23G) (39G) (32G, 20G, 42G) () (33B) (32G) (54G, 32G, 22G) (38G, 50G, 20G) (22G, 36G, 35G) (22G, 23G, 38G) (30N, 45G) (32G, 48N, 41G)

SACKS: Hayward 4.5, Harvey 3.5, Spicer 3.5, Groves 2.5, Smith 2.5, Henderson 2.0, Ingram 2.0, Landri 2.0, Meier 2.0, Kennedy 1.0, Mathis 1.0, Mincey 1.0, Peterson 1.0, McDaniel 0.5
Jaguars 29, Opponents 42

TACKLES (Solo-Assists-Total): Peterson (88-51-139), Smith (89-41-130), Durant (81-32-113), B. Williams (78-11-90), Sensabaugh (70-12-82), Ingram (38-34-72), Nelson (45-19-64), Henderson (37-16-53), Spicer (34-16-50), Meier (31-14-45), Harvey (23-12-35), Mathis (33-0-33), Hayward (24-7-31), Florence (24-2-26), Landri (12-11-23), McDaniel (15-7-22), Prioleau (15-3-18), Groves (12-5-17), T. Williams (15-0-15), Kennedy (4-4-8), Witherspoon (7-0-7), Mincey (3-3-6), Iwuh (0-2-2)

USUAL STARTING LINEUP

OFFENSE

QB	David Garrard (16)
RB	Fred Taylor (13)
	Maurice Jones-Drew (3)
FB	Greg Jones (7)
WR	Reggie Williams (11)
	Jerry Porter (6)
WR	Matt Jones (10)
	Troy Williamson (2)
TE	Mercedes Lewis (15)
TE	Richard Angulo (7)
	Greg Estandia (2)
LT	Khalif Barnes (16)
LG	Vince Manuwai (1)
	Uche Nwaneri (15)
C	Brad Meester (10)
	Dennis Norman (6)
RG	Maurice Williams (1)
	Milford Brown (4)
	Tutan Reyes (3)
	Dennis Norman (8)
RT	Tony Pashos (16)

DEFENSE

DE	Paul Spicer (10)
	Derrick Harvey (9)
DT	John Henderson (14)
	Tony McDaniel (3)
DT	Rob Meier (15)
DE	Reggie Hayward (13)
OLB	Daryl Smith (8)
	Clint Ingram (8)
MLB	Mike Peterson (10)
	Daryl Smith (6)
OLB	Clint Ingram (4)
	Justin Durant (12)
CB	Rashean Mathis (12)
	William James (1)
CB	Drayton Florence (8)
	Brian Williams (11)
FS	Reggie Nelson (13)
	Gerald Sensabaugh (3)
SS	Brian Williams (5)
	Gerald Sensabaugh (10)

PASSING	ATT	CMP	PCT	YDS	YDS/ATT	TD	INT	LG	SK/YDS	RTG
Garrard	535	335	62.6	3,620	6.77	15	13	41	42/288	81.7
Lemon	2	0	0.0	0	0.00	0	0	0	0/0	39.6
Jaguars	537	335	62.4	3,620	6.74	15	13	41	42/288	81.4
Opponents	465	297	63.9	3,777	8.12	25	13	56t	29/191	95.4

2009 STATISTICS

HEAD COACH: JACK DEL RIO

RECORD: 7-9 (.438)

STANDINGS: 4TH, AFC SOUTH

DATE	OPPONENT	RESULT	ATT.
Sept. 13	at Indianapolis	L, 12-14	65,757
Sept. 20	Arizona •	L, 17-31	46,520
Sept. 27	at Houston	W, 31-24	70,083
Oct. 4	Tennessee •	W, 37-17	49,014
Oct. 11	at Seattle	L, 0-41	67,228
Oct. 18	St. Louis •	W, 23-20 (OT)	42,088
Nov. 1	at Tennessee	L, 13-30	69,143
Nov. 8	Kansas City •	W, 24-21	45,546
Nov. 15	at N.Y. Jets	W, 24-22	76,313
Nov. 22	Buffalo •	W, 18-15	47,757
Nov. 29	at San Francisco	L, 3-20	69,732
Dec. 6	Houston •	W, 23-18	42,079
Dec. 13	Miami •	L, 10-14	60,457
Dec. 17	Indianapolis	L, 31-35	63,753
Dec. 27	at New England	L, 7-35	68,756
Jan. 3	at Cleveland	L, 17-23	66,935

• TV Blackout

	JAGUARS	OPP.
TOTAL FIRST DOWNS	300	307
Rushing	114	100
Passing	170	191
Penalty	16	16
3rd Down: Made/Att	102/226	94/209
3rd Down Pct.	45.1%	45.0%
4th Down: Made/Att	12/21	12/17
4th Down Pct.	57.1%	70.6%
POSSESSION AVG.	30:08	29:52
TOTAL NET YARDS	5,385	5,637
Avg. Per Game	336.6	352.3
Total Plays	1010	982
Avg. Per Play	5.3	5.7
Net Yards Rushing	2,029	1,863
Avg. Per Game	126.8	116.4
Total Rushes	447	458
NET YARDS PASSING	3,356	3,774
Avg. Per Game	209.8	235.9
Sacked/Yards Lost	44/243	14/79
Gross Yards	3,599	3,853
Attempts/Completions	519/315	510/345
Completion Pct.	60.7%	67.6%
Had Intercepted	10	15
PUNTS/AVERAGE	72/41.9	62/44.9
NET PUNTING AVG.	72/38.3	62/39.5
PENALTIES/YARDS	70/542	64/498
FUMBLES/BALL LOST	26/13	22/10
TOUCHDOWNS	34	44
Rushing	19	12
Passing	15	28
Returns	0	4

BY PERIODS	1	2	3	4	OT	PTS
Jaguars	48	113	46	80	3	290
Opponents	69	157	75	79	0	380

SCORING	TD	RU	PA	RT	PAT	FG	S	TP
Jones-Drew	16	15	1	0	0/0	0/0	0	96
Scobee	0	0	0	0	30/31	18/28	0	84
Sims-Walker	7	0	7	0	0/0	0/0	0	42
Garrard	3	3	0	0	0/0	0/0	0	20
Lewis	2	0	2	0	0/0	0/0	0	12
Miller	2	0	2	0	0/0	0/0	0	12
Hughes	1	0	1	0	0/0	0/0	0	6
Jennings	1	1	0	0	0/0	0/0	0	6
Thomas	1	0	1	0	0/0	0/0	0	6
Wilford	1	0	1	0	0/0	0/0	0	6
Jaguars	34	19	15	0	30/31	18/28	0	290
Opponents	44	12	28	4	38/38	24/28	1	380

RUSHING	NO	YDS	AVG	LG	TD
Jones-Drew	312	1,391	4.5	80t	15
Garrard	77	323	4.2	30	3
Jennings	39	202	5.2	28t	1
M. Thomas	12	86	7.2	22	0
G. Jones	4	23	5.8	11	0
Miller	1	3	3.0	3	0
Owens	2	1	0.5	3	0
Jaguars	447	2,029	4.5	80t	19
Opponents	458	1,863	4.1	89t	12

RECEIVING	NO	YDS	AVG	LG	TD
Sims-Walker	63	869	13.8	61t	7
Jones-Drew	53	374	7.1	19	1
Holt	51	722	14.2	63	0
M. Thomas	48	453	9.4	28	1
Lewis	32	518	16.2	47	2
Miller	21	212	10.1	62	2
Jennings	16	101	6.3	14	0
Wilford	11	123	11.2	30	1
Dillard	6	106	17.7	33	0
Hughes	5	70	14.0	35t	1
G. Jones	5	14	2.8	9	0
Williamson	3	34	11.3	13	0
Potter	1	3	3.0	3	0
Jaguars	315	3,599	11.4	63	15
Opponents	345	3,853	11.2	98t	28

INTERCEPTIONS	NO	YDS	AVG	LG	TD
D. Cox	4	6	1.5	6	0
Mathis	3	46	15.3	29	0
A. Smith	2	34	17.0	30	0
G. Alexander	2	23	11.5	22	0
Groves	1	37	37.0	37	0
Durant	1	27	27.0	27	0
Considine	1	25	25.0	25	0
D. Smith	1	10	10.0	10	0
Jaguars	15	208	13.9	37	0
Opponents	10	234	23.4	56	1

PUNTING	NO	YDS	AVG	NET	TB	IN	LG	B
Podlesh	72	3,017	41.9	38.3	5	23	64	0
Jaguars	72	3,017	41.9	38.3	5	23	64	0
Opponents	62	2,784	44.9	39.5	5	21	70	0

PUNT RET.	NO	FC	YDS	AVG	LG	TD
M. Thomas	14	4	118	8.4	44	0
Witherspoon	7	3	78	11.1	42	0
Jones-Drew	2	0	19	9.5	12	0
Hughes	2	0	18	9.0	11	0
Middleton	1	0	0	0.0	0	0
Starks	1	0	0	0.0	0	0
Jaguars	27	7	233	8.6	44	0
Opponents	38	15	159	4.2	13	0

KICKOFF RET.	NO	YDS	AVG	LG	TD
M. Thomas	26	644	24.8	43	0
Witherspoon	24	568	23.7	42	0
Jones-Drew	4	102	25.5	30	0
Jennings	3	56	18.7	24	0
Owens	3	49	16.3	29	0
Underwood	2	38	19.0	24	0
Miller	2	19	9.5	16	0
Ellison	1	16	16.0	16	0
Wilford	1	0	0.0	0	0
Jaguars	66	1,492	22.6	43	0
Opponents	47	1,069	22.7	93t	1

2-POINT CONVERSIONS: Garrard
Jaguars 1-3, Opponents 2-6

FGS	1-19	20-29	30-39	40-49	50+
Scobee	0/0	7/8	4/4	3/7	4/9
Jaguars	0/0	7/8	4/4	3/7	4/9
Opponents	0/0	12/12	4/5	7/8	1/3

Scobee: (24G, 46G, 63N) (30G, 46B) (52G) (22G, 50G, 55N, 33G) () (58N, 36G) () (53N, 27G) (49N, 21G) (29G) (40N, 32G, 21N) (51G, 46G, 24G) (25G) (50G, 57N) () (47G, 43N)

Opponents: (52N) (45G, 48N) (27G) (29G) (47G, 27G) (52G, 27G) (48G, 25G, 45G) (45G, 21G, 56N) (32G, 37G, 40G) (26G, 28G, 22G) (46G, 27G) (32G) (38N) () () (27G, 21G, 33G)

SACKS: Henderson 3.0, Harvey 2.0, Knighton 1.5, D. Smith 1.5, Ingram 1.0, Stanley 1.0, Hayward 1.0, Durant 1.0, Ellison 1.0, Landri 1.0
Jaguars 14.0, Opponents 44.0

TACKLES (Solo-Assists-Total): D. Smith (101-49-150), Durant (90-45-135), Ingram (47-30-77), Nelson (60-17-77), Cox (56-20-76), Harvey (37-32-69), Henderson (27-33-60), Alexander (39-19-58), Allen (35-23-58), Knighton (29-24-53), Mathis (28-12-40), Iwuh (26-12-38), Considine (24-12-36), Brackenridge (23-11-34), Groves (22-12-34), Ellison (16-12-28), A. Smith (21-7-28), Stanley (17-7-24), Landri (8-7-15), Russell (6-8-14), Ju. Williams (6-4-10), B. Smith (4-5-9), Starks (4-3-7), Middleton (7-0-7), Navarre (3-2-5), Hayward (2-1-3), Harrington (1-0-1), Peterson (0-1-1)

USUAL STARTING LINEUP

OFFENSE

QB	David Garrard (16)
RB	Maurice Jones-Drew (16)
FB	Greg Jones (7)
WR	Mike Sims-Walker (14)
	Mike Thomas (4)
WR	Torry Holt (12)
TE	Mercedes Lewis (15)
	Ernest Wilford (7)
LT	Eugene Monroe (13)
	Tra Thomas (3)
LG	Vince Manuwai (16)
C	Brad Meester (16)
RG	Uche Nwaneri (13)
	Maurice Williams (3)
RT	Eben Britton (15)
	Maurice Williams (1)

DEFENSE

DE	Derrick Harvey (16)
DT	John Henderson (15)
	Atiyah Ellison (2)
DT	Terrance Knighton (16)
DE	Quentin Groves (7)
	Atiyah Ellison (4)
OLB	Daryl Smith (16)
MLB	Justin Durant (13)
OLB	Clint Ingram (12)
CB	Rshean Mathis (10)
	Tryon Brackenridge (5)
CB	Derek Cox (16)
FS	Reggie Nelson (14)
	Anthony Smith (2)
SS	Sean Considine (6)
	Gerald Alexander (10)

PASSING	ATT	CMP	PCT	YDS	YDS/ATT	TD	INT	LG	SK/YDS	RTG
Garrard	516	314	60.9	3,597	7.0	15	10	63	42/236	83.5
McCown	3	1	33.3	2	0.7	0	0	2	2/7	42.4
Jaguars	519	315	60.7	3,599	6.9	15	10	63	44/243	83.2
Opponents	510	345	67.6	3,853	7.6	28	15	98t	14/79	96.0

2010 STATISTICS

HEAD COACH: JACK DEL RIO

RECORD: 8-8 (.500)

STANDINGS: 2nd, AFC SOUTH

DATE	OPPONENT	RESULT	ATT.
Sept. 12	Denver	W, 24-17	63,636
Sept. 19	at San Diego	L, 13-38	62,691
Sept. 26	Philadelphia	L, 3-28	63,256
Oct. 3	Indianapolis	W, 31-28	63,111
Oct. 10	at Buffalo	W, 36-26	58,304
Oct. 18	Tennessee	L, 3-30	63,625
Oct. 24	at Kansas City	L, 20-42	69,105
Oct. 31	at Dallas	W, 35-17	81,395
Nov. 14	Houston	W, 31-24	62,340
Nov. 21	Cleveland	W, 24-20	62,254
Nov. 28	at N.Y. Giants	L, 20-24	78,533
Dec. 5	at Tennessee	W, 17-6	69,143
Dec. 12	Oakland	W, 38-31	62,570
Dec. 18	at Indianapolis	L, 24-34	67,147
Dec. 26	Washington	L, 17-20 (OT)	63,470
Jan. 2	at Houston	L, 17-34	71,023

TOTAL FIRST DOWNS	JAGUARS	OPP.
Rushing	148	98
Passing	161	197
Penalty	21	21
3rd Down: Made/Att	81/203	78/189
3rd Down Pct.	39.9%	41.3%
4th Down: Made/Att	16/25	8/18
4th Down Pct.	64.0%	44.4%

POSSESSION AVG.	JAGUARS	OPP.
TOTAL NET YARDS	5,460	5,949
Avg. Per Game	341.3	371.8
Total Plays	1019	948
Avg. Per Play	5.4	6.3
Net Yards Rushing	2,395	1,945
Avg. Per Game	149.7	121.6
Total Rushes	512	416

NET YARDS PASSING	JAGUARS	OPP.
Avg. Per Game	191.6	250.3
Sacked/Yards Lost	38/291	26/189
Gross Yards	3,356	4,193
Attempts/Completions	469/291	506/329
Completion Pct.	62.0%	65.0%
Had Intercepted	21	13

PUNTS/AVERAGE	JAGUARS	OPP.
NET PUNTING AVG.	57/39.2	64/36.5
PENALTIES/YARDS	83/675	85/748
FUMBLES/BALL LOST	23/12	12/5
TOUCHDOWNS	41	50
Rushing	14	19
Passing	26	28
Returns	1	3

BY PERIODS	1	2	3	4	OT	PTS
Jaguars	43	129	86	95	0	353
Opponents	88	92	102	134	3	419

SCORING	TD	RU	PA	RT	PAT	FG	S	TP
Scobee	0	0	0	0	41/41	22/28	0	107
Lewis	10	0	10	0	0/0	0/0	0	60
Jones-Drew	7	5	2	0	0/0	0/0	0	42
Sims-Walker	7	0	7	0	0/0	0/0	0	42
Garrard	5	5	0	0	0/0	0/0	0	30
Thomas	5	0	4	1	0/0	0/0	0	30
Jennings	4	4	0	0	0/0	0/0	0	24
J. Hill	1	0	1	0	0/0	0/0	0	6
Miller	1	0	1	0	0/0	0/0	0	6
Osgood	1	0	1	0	0/0	0/0	0	6
Jaguars	41	14	26	1	41/41	22/28	0	353
Opponents	50	19	28	3	48/48	23/25	0	419

RUSHING	NO	YDS	AVG	LG	TD
Jones-Drew	299	1,324	4.4	37	5
Jennings	84	459	5.5	74t	4
Garrard	66	279	4.2	25t	5
Karim	35	160	4.6	15	0
M. Thomas	12	114	9.5	33	0
Edwards	9	34	3.8	14	0
Miller	2	9	4.5	8	0
Bouman	2	8	4.0	6	0
G. Jones	2	4	2.0	3	0
McCown	1	4	4.0	4	0
Jaguars	512	2,395	4.7	74t	14
Opponents	416	1,945	4.7	70	19

RECEIVING	NO	YDS	AVG	LG	TD
M. Thomas	66	820	12.4	50t	4
Lewis	58	700	12.1	42t	10
Sims-Walker	43	562	13.1	39	7
Jones-Drew	34	317	9.3	75	2
Jennings	26	223	8.6	25	0
Miller	20	216	10.8	52t	1
J. Hill	11	248	22.5	48t	1
G. Jones	11	47	4.3	12	0
Underwood	8	111	13.9	22	0
Osgood	6	60	10.0	24t	1
Potter	3	24	8.0	10	0
Karim	3	10	3.3	7	0
Bolen	1	15	15.0	15	0
Wilford	1	3	3.0	3	0
Jaguars	291	3,356	11.5	75	26
Opponents	329	4,193	12.7	67t	28

INTERCEPTIONS	NO	YDS	AVG	LG	TD
D. Cox	4	14	3.5	14	0
A. Smith	1	47	47.0	47	0
Mathis	1	24	24.0	24	0
Greene	1	8	8.0	8	0
D. Smith	1	8	8.0	8	0
Carey	1	7	7.0	7	0
Middleton	1	2	2.0	2	0
D. Jones	1	0	0.0	0	0
Considine	1	-2	-2.0	-2	0
Knighton	1	-3	-3.0	-3	0
Jaguars	13	105	8.1	47	0
Opponents	21	263	12.5	38	1

PUNTING	NO	YDS	AVG	NET	TB	IN	LG	B
Podlesh	57	2,496	43.8	39.2	7	26	63	0
Jaguars	57	2,496	43.8	39.2	7	26	63	0
Opponents	64	2,714	42.4	36.5	1	16	66	1

PUNT RET.	NO	FC	YDS	AVG	LG	TD
M. Thomas	34	7	358	10.5	78t	1
Brackenridge	1	0	1	1.0	1	0
Osgood	1	0	0	0.0	0	0
Mathis	0	1	0	---	---	0
Jaguars	36	8	359	10.0	78t	1
Opponents	19	15	123	6.5	13	0

KICKOFF RET.	NO	YDS	AVG	LG	TD
Karim	50	1,248	25.0	65	0
Underwood	24	561	23.4	53	0
Bolen	1	5	5.0	5	0
J. Hill	1	30	30.0	30	0
Miller	1	22	22.0	22	0
Owens	1	22	22.0	22	0
Potter	1	15	15.0	15	0
Wilford	1	0	0.0	0	0
Jaguars	80	1,903	23.8	65	0
Opponents	59	1,266	21.5	46	1

2-POINT CONVERSIONS: Jaguars 0-0, Opponents 1-2

FGS	1-19	20-29	30-39	40-49	50+
Scobee	2/2	3/3	6/7	9/14	2/2
Jaguars	2/2	3/3	6/7	9/14	2/2
Opponents	0/0	9/9	10/10	3/3	1/3

Scobee: (45G) (44G, 48G) (51G) (59G) (49G, 49G, 34G, 40G, 46G) (33G) (35G, 18G) () (38G, 39N, 43N) (47G) (22G, 42G) (26G, 49B, 48N) (19G) (22G) (44N, 34G) (39G, 46N)

Opponents: (54 G) (41G) () () (29G, 22G) (26G, 33G, 36G) () (34G) (24G) (51N, 38G, 51N, 41G) (22G, 29G, 28G) (37G, 30G) (26G) (34G, 37G) (48G, 31G) (26G, 33G)

SACKS: Mincey 5.0, Kampman 4.0, Knighton 4.0, Alualu 3.5, D. Smith 3.5, Harvey 2.5, Hart 1.5, Considine 1.0, Middleton 1.0

Jaguars 26.0, Opponents 38.0

TACKLES (Solo-Assists-Total): D. Smith (109-47-156), Morrison (87-54-141), Durant (71-28-99), Knighton (52-32-84), Alualu (50-27-77), Greene (44-33-77), Mincey (41-28-69), Mathis (36-23-59), Kampman (34-21-55), Allen (38-16-54), Considine (33-19-52), D. Cox (36-16-52), Carey (29-22-51), Middleton (26-16-42), Harvey (16-18-34), Lane (20-13-33), D. Jones (22-5-27), Douzable (13-14-27), A. Smith (13-3-16), G. Alexander (6-9-15), Hart (9-4-13), Mosley (2-4-6), Brackenridge (4-0-4), Cohen (3-0-3), Morgan (2-1-3), Hamlin (2-1-3), Bowen (1-0-1)

USUAL STARTING LINEUP

OFFENSE

QB	David Garrard (14)
RB	Maurice Jones-Drew (14) Rashad Jennings (3)
FB	Greg Jones (13)
WR	Mike Sims-Walker (13) Kassim Osgood (3)
WR	Mike Thomas (11)
TE	Mercedes Lewis (16) Zach Miller (5)
LT	Eugene Monroe (15)
LG	Vince Manuwai (11) Justin Smiley (5)
C	Brad Meester (16)
RG	Uche Nwaneri (16)
RT	Jordan Black (9) Eben Britton (7)

DEFENSE

DE	Aaron Kampman (8) Jeremy Mincey (8)
DT	Terrance Knighton (16)
DT	Tyson Alualu (16)
DE	Austen Lane (9) Derrick Harvey (7)
OLB	Daryl Smith (16)
MLB	Kirk Morrison (16)
OLB	Justin Durant (9) Russell Allen (4)
CB	Rashean Mathis (16)
CB	Derek Cox (11) David Jones (5)
FS	Don Carey (10) Gerald Alexander (3)
SS	Sean Considine (3) Courtney Greene (11) Anthony Smith (3)

PASSING	ATT	CMP	PCT	YDS	YDS/ATT	TD	INT	LG	SK/YDS	RTG
Garrard	366	266	64.5	2,734	7.5	23	15	75	33/253	90.8
Edwards	49	26	53.1	280	5.7	1	3	44	4/32	51.4
Bouman	34	18	52.9	222	6.5	2	2	29	1/6	68.5
McCown	19	11	57.9	120	6.3	0	0	25	0/0	76.6
Jones-Drew	1	0	0.0	0	0.0	0	1	0	0/0	0.0
Jaguars	469	291	62.0	3,356	7.2	26	21	75	38/291	83.4
Opponents	506	329	65.0	4,193	8.3	28	13	67t	26/189	98.5

2011 STATISTICS

**HEAD COACH: JACK DEL RIO (11 GAMES),
MEL TUCKER (5 GAMES)**

RECORD: 5-11 (.313)

STANDINGS: 3RD, AFC SOUTH

DATE	OPPONENT	RESULT	ATT.
Sept. 11	Tennessee	W, 16-14	61,619
Sept. 19	at N.Y. Jets	L, 3-32	78,834
Sept. 26	at Carolina	L, 10-16	71,704
Oct. 2	New Orleans	L, 10-23	62,471
Oct. 9	Cincinnati	L, 20-30	61,799
Oct. 16	at Pittsburgh	L, 13-17	62,934
Oct. 24	Baltimore	W, 12-7	62,976
Oct. 30	at Houston	L, 14-24	71,412
Nov. 13	at Indianapolis	W, 17-3	64,619
Nov. 20	at Cleveland	L, 10-14	63,498
Nov. 27	Houston	L, 13-20	62,004
Dec. 5	San Diego	L, 14-38	62,743
Dec. 11	Tampa Bay	W, 41-14	62,562
Dec. 15	at Atlanta	L, 14-41	68,856
Dec. 24	at Tennessee	L, 17-23	69,143
Jan. 1	Indianapolis	W, 19-13	62,481

RUSHING	NO	YDS	AVG	LG	TD
Jones-Drew	299	1,324	4.4	37	5
Jennings	84	459	5.5	74t	4
Garrard	66	279	4.2	25t	5
Karim	35	160	4.6	15	0
M. Thomas	12	114	9.5	33	0
Edwards	9	34	3.8	14	0
Miller	2	9	4.5	8	0
Bouman	2	8	4.0	6	0
G. Jones	2	4	2.0	3	0
McCown	1	4	4.0	4	0
Jaguars	512	2,395	4.7	74t	14
Opponents	416	1,945	4.7	70	19

RECEIVING	NO	YDS	AVG	LG	TD
M. Thomas	66	820	12.4	50t	4
Lewis	58	700	12.1	42t	10
Sims-Walker	43	562	13.1	39	7
Jones-Drew	34	317	9.3	75	2
Jennings	26	223	8.6	25	0
Miller	20	216	10.8	52t	1
J. Hill	11	248	22.5	48t	1
G. Jones	11	47	4.3	12	0
Underwood	8	111	13.9	22	0
Osgood	6	60	10.0	24t	1
Potter	3	24	8.0	10	0
Karim	3	10	3.3	7	0
Bolen	1	15	15.0	15	0
Wilford	1	3	3.0	3	0
Jaguars	291	3,356	11.5	75	26
Opponents	329	4,193	12.7	67t	28

INTERCEPTIONS	NO	YDS	AVG	LG	TD
D. Cox	4	14	3.5	14	0
A. Smith	1	47	47.0	47	0
Mathis	1	24	24.0	24	0
Greene	1	8	8.0	8	0
D. Smith	1	8	8.0	8	0
Carey	1	7	7.0	7	0
Middleton	1	2	2.0	2	0
D. Jones	1	0	0.0	0	0
Considine	1	-2	-2.0	-2	0
Knighton	1	-3	-3.0	-3	0
Jaguars	13	105	8.1	47	0
Opponents	21	263	12.5	38	1

PUNTING	NO	YDS	AVG	NET	TB	IN	LG	B
Podlesh	57	2,496	43.8	39.2	7	26	63	0
Jaguars	57	2,496	43.8	39.2	7	26	63	0
Opponents	64	2,714	42.4	36.5	1	16	66	1

PUNT RET.	NO	FC	YDS	AVG	LG	TD
M. Thomas	34	7	358	10.5	78t	1
Brackenridge	1	0	1	1.0	1	0
Osgood	1	0	0	0.0	0	0
Mathis	0	1	0	---	---	0
Jaguars	36	8	359	10.0	78t	1
Opponents	19	15	123	6.5	13	0

KICKOFF RET.	NO	YDS	AVG	LG	TD
Karim	50	1,248	25.0	65	0
Underwood	24	561	23.4	53	0
Bolen	1	5	5.0	5	0
J. Hill	1	30	30.0	30	0
Miller	1	22	22.0	22	0
Owens	1	22	22.0	22	0
Potter	1	15	15.0	15	0
Wilford	1	0	0.0	0	0
Jaguars	80	1,903	23.8	65	0
Opponents	59	1,266	21.5	46	1

2-POINT CONVERSIONS: Jaguars 0-0, Opponents 1-2

FGS	1-19	20-29	30-39	40-49	50+
Scobee	1/1	5/5	5/5	7/8	5/6
Jaguars	1/1	5/5	5/5	7/8	5/6
Opponents	0/0	5/5	10/11	4/6	3/7

Scobee: (48G, 21G, 45G) (55G) (53G) (31G) (19G, 20G) (46G, 45G) (54G, 54G, 22G, 51G) () (44G, 45N) (42G) (21G, 55N, 35G) () () (39G) (25G, 32G, 47G, 39G)

Opponents: (67N) (38G, 45G, 23G) (35G, 32G) (53N, 38G, 39G, 21G, 50N) (47G) (21G, 46N) (52N) (46N, 39G) (42G) (38N) (53G, 33G) (29G) () (33G, 31G) (51G, 51G, 35G) (48G, 20G)

SACKS: Mincey 8.0, Roth 3.5, D. Smith 3.5, Alualu 2.5, Chick 2.5, Coleman 2.0, Posluszny 2.0, Douzable 1.0, Lane 1.0, Lowery 1.0, Mosley 1.0, Session 1.0, Allen 0.5, Collins 0.5, Landry 0.5, Selvie 0.5

Jaguars 31.0, Opponents 44.0

TACKLES (Solo-Assists-Total): Posluszny (132-60-192), D. Smith (125-41-166), Landry (69-46-115), Mincey (61-40-101), Alualu (43-38-81), Allen (51-25-76), Knighton (38-23-61), Douzable (35-26-61), Mosley (30-20-50), Lowery (31-16-47), Session (35-9-44), Coleman (32-12-44), Roth (29-14-43), Mathis (27-9-36), Middleton (22-11-33), Youboty (24-5-29), Prosinski (7-12-19), Rutland (10-8-18), Lane (7-9-16), Cox (12-4-16), Collins (7-8-15), Owusu-Ansah (9-5-14), Chick (8-1-9), Trent (4-4-8), Greene (5-2-7), Selvie (3-1-4), Kampman (1-1-2), Franklin (0-3-3), D. Jones (1-0-1), Brown (1-0-1)

USUAL STARTING LINEUP

OFFENSE

QB	Blaine Gabbert (14)
RB	Maurice Jones-Drew (16)
FB	Greg Jones (9)
WR	Mike Thomas (13)
WR	Jason Hill (10)
	Jarett Dillard (5)
TE	Mercedes Lewis (15)
	Zach Potter (7)
LT	Eugene Monroe (14)
LG	Will Rackley (14)
C	Brad Meester (16)
RG	Uche Nwaneri (16)
RT	Guy Whimper (15)

DEFENSE

DE	Jeremy Mincey (16)
DT	Terrance Knighton (13)
	C.J. Mosley (3)
DT	Tyson Alualu (16)
DE	Matt Roth (9)
	Leger Douzable (6)
OLB	Daryl Smith (16)
MLB	Paul Posluszny (16)
OLB	Clint Session (6)
	Russell Allen (6)
CB	Rashean Mathis (9)
	William Middleton (6)
CB	Derek Cox (6)
	Ashton Youboty (5)
FS	Dwight Lowery (11)
SS	Dawan Landry (16)

TOTAL FIRST DOWNS	JAGUARS	OPP.
Rushing	251	268
Passing	103	73
Penalty	122	175
3rd Down: Made/Att	26	20
3rd Down Pct.	81/241	79/218
4th Down: Made/Att	33.6%	36.2%
4th Down Pct.	6/17	4/9
POSSESSION AVG.	30:02	29:58
TOTAL NET YARDS	4,149	5,008
Avg. Per Game	259.3	313.0
Total Plays	1,002	979
Avg. Per Play	4.1	5.1
NET YARDS RUSHING	1,970	1,667
Avg. Per Game	123.1	104.2
Total Rushes	489	435
NET YARDS PASSING	2,179	3,341
Avg. Per Game	136.2	208.8
Sacked/Yards Lost	44/331	31/213
Gross Yards	2,510	3,554
Attempts/Completions	469/240	513/326
Completion Pct.	51.2%	63.5%
Had Intercepted	15	17
PUNTS/AVERAGE	99/41.9	89/43.3
NET PUNTING AVG.	99/36.5	89/39.4
PENALTIES/YARDS	77/680	105/895
FUMBLES/BALL LOST	27/8	21/11
TOUCHDOWNS	25	37
Rushing	9	14
Passing	12	21
Returns	4	2

BY PERIODS	1	2	3	4	OT	PTS
Jaguars	44	100	33	66	0	243
Opponents	83	103	64	79	0	329

SCORING	TD	RU	PA	RT	PAT	FG	S	TP
Scobee	0	0	0	0	24/24	23/25	0	93
Jones-Drew	11	8	3	0	0/0	0/0	0	66
Hill	3	0	3	0	0/0	0/0	0	18
West	2	0	2	0	0/0	0/0	0	12
Cloherly	1	0	0	1	0/0	0/0	0	6
Collins	1	0	0	1	0/0	0/0	0	6
Dillard	1	0	1	0	0/0	0/0	0	6
Jones	1	1	0	0	0/0	0/0	0	6
Miller	1	0	1	0	0/0	0/0	0	6
Potter	1	0	0	1	0/0	0/0	0	6
Shorts	1	0	1	0	0/0	0/0	0	6
Thomas	1	0	1	0	0/0	0/0	0	6
Youboty	1	0	0	1	0/0	0/0	0	6
Jaguars	25	9	12	4	24/24	23/25	0	243
Opponents	37	14	21	2	35/36	22/29	2	329

PASSING	ATT	CMP	PCT	YDS	YDS/ATT	TD	INT	LG	SK/YDS	RTG
Gabbert	413	210	50.8	2,214	5.4	12	11	74t	40/293	65.4
L. McCown	56	30	53.6	296	5.3	0	4	26	4/38	39.0
Jaguars	469	240	51.2	2,510	5.4	12	15	74t	44/331	62.2
Opponents	513	326	63.5	3,554	6.9	21	17	80t	31/213	83.7

2012 STATISTICS

HEAD COACH: MIKE MULARKEY

RECORD: 2-14 (.125)

STANDINGS: 4TH, AFC SOUTH

DATE	OPPONENT	RESULT	ATT.
Sept. 9	at Minnesota	L, 23-26 (OT)	56,607
Sept. 16	Houston	L, 7-27	62,907
Sept. 23	at Indianapolis	W, 22-17	63,536
Sept. 30	Cincinnati	L, 10-27	63,030
Oct. 7	Chicago	L, 3-41	67,012
Oct. 21	at Oakland	L, 23-26 (OT)	51,634
Oct. 28	at Green Bay	L, 15-24	70,464
Nov. 4	Detroit	L, 14-31	63,050
Nov. 8	Indianapolis	L, 10-27	63,272
Nov. 18	at Houston	L, 37-43 (OT)	71,676
Nov. 25	Tennessee	W, 24-19	63,323
Dec. 2	at Buffalo	L, 18-34	53,971
Dec. 9	N.Y. Jets	L, 10-17	67,027
Dec. 16	at Miami	L, 3-24	53,667
Dec. 23	New England	L, 16-23	70,251
Dec. 30	at Tennessee	L, 20-38	69,143

	JAGUARS	OPP.
TOTAL FIRST DOWNS	269	364
Rushing	76	133
Passing	157	194
Penalty	36	37
3rd Down: Made/Att	64/216	89/215
3rd Down Pct.	29.6%	41.4%
4th Down: Made/Att	8/26	4/9
4th Down Pct.	30.8%	44.4%
POSSESSION AVG.	27:29	32:31
TOTAL NET YARDS	4788	6088
Avg. Per Game	299.3	380.5
Total Plays	994	1100
Avg. Per Play	4.8	5.5
NET YARDS RUSHING	1369	2256
Avg. Per Game	85.6	141.0
Total Rushes	358	545
NET YARDS PASSING	3419	3832
Avg. Per Game	213.7	239.5
Sacked/Yards Lost	50/327	20/128
Gross Yards	3746	3960
Attempts/Completions	586/328	535/341
Completion Pct.	56.0%	63.7%
Had Intercepted	17	12
PUNTS/AVERAGE	92/47.3	68/46.0
NET PUNTING AVG.	40.4	39.8
PENALTIES/YARDS	101/955	101/820
FUMBLES/BALL LOST	20/9	17/11
TOUCHDOWNS	26	48
Rushing	5	19
Passing	20	21
Returns	1	8

BY PERIODS	1	2	3	4	OT	PTS
Jaguars	50	71	43	88	3	255
Opponents	66	134	87	142	15	444

SCORING	TD	RU	PA	RT	PAT	FG	S	TP
Scobee	0	0	0	0	18/19	25/28	0	93
Shorts	7	0	7	0	0/0	0/0	0	42
Blackmon	5	0	5	0	0/0	0/0	1	32
Lewis	4	0	4	0	0/0	0/0	0	24
Jennings	2	2	0	0	0/0	0/0	1	14
Jones-Drew	2	1	1	0	0/0	0/0	0	12
Owens	1	1	0	0	0/0	0/0	1	8
Harris	1	0	0	1	0/0	0/0	0	6
Whimper	1	0	1	0	0/0	0/0	0	6
Henne	1	1	0	0	0/0	0/0	0	6
Shipley	1	0	1	0	0/0	0/0	0	6
Spurlock	1	0	1	0	0/0	0/0	0	6
Jaguars	26	5	20	1	18/19	25/28	3	255
Opponents	48	19	21	8	46/46	36/43	1	444

RUSHING	NO	YDS	AVG	LG	TD
Jones-Drew	86	414	4.8	59t	1
Jennings	101	283	2.8	21	2
Owens	42	209	5.0	32t	1
Parmelee	40	143	3.6	28	0
Murphy	23	92	4.0	14	0
Toston	17	74	4.4	14	0
Henne	19	64	3.4	15	1
Gabbert	18	56	3.1	10	0
Blackmon	2	23	11.5	12	0
Jones	5	8	1.6	4	0
Todman	3	8	2.7	6	0
Thomas	1	-1	-1.0	-1	0
Shorts	1	-4	-4.0	-4	0
Jaguars	358	1369	3.8	59t	5
Opponents	545	2256	4.1	53	19

RECEIVING	NO	YDS	AVG	LG	TD
Blackmon	64	865	13.5	81t	5
Shorts	55	979	17.8	80t	7
Lewis	52	540	10.4	26	4
Robinson	24	252	10.5	32	0
Shipley	23	244	10.6	36	1
Jennings	19	130	6.8	26	0
Spurlock	14	121	8.6	22	1
Jones-Drew	14	86	6.1	13	1
Thomas	13	80	6.2	12	0
Jones	11	64	5.8	10	0
Elliott	10	108	10.8	22	0
Owens	8	113	14.1	53	0
Parmelee	7	60	8.6	26	0
Toston	3	41	13.7	21	0
Clemons	3	41	13.7	17	0
Whimper	2	11	5.5	10	1
Potter	2	6	3.0	4	0
Stanback	1	6	6.0	6	0
Ta'ufo'ou	1	5	5.0	5	0
Todman	1	0	0.0	0	0
Henne	1	-6	-6.0	-6	0
Jaguars	328	3746	11.4	81t	20
Opponents	341	3960	11.6	59	21

INTERCEPTIONS	NO	YDS	AVG	LG	TD
Cox	4	18	4.5	16	0
Posluszny	3	20	6.7	13	0
Landry	1	47	47.0	21	0
Lowery	1	21	21.0	21	0
Bosworth	1	10	10.0	10	0
Prosinski	1	6	6.0	4	0
Harris	1	0	0.0	0	0
Jaguars	12	122	10.2	21	0
Opponents	17	400	23.5	79t	5

PUNTING	NO	YDS	AVG	NET	TB	IN	LG	B
Anger	91	4353	47.8	40.8	5	31	73	1
Jaguars	91	4353	47.3	40.8	5	31	73	1
Opponents	67	3131	46.0	40.3	7	20	65	1

PUNT RET.	NO	FC	YDS	AVG	LG	TD
Shipley	10	1	75	7.5	15	0
Thomas	8	1	56	7.0	18	0
Spurlock	6	4	51	8.5	28	0
Cosby	5	4	46	9.2	15	0
Ross	3	3	16	5.3	6	0
Jones-Drew	2	0	4	2.0	4	0
Jaguars	34	13	248	7.3	28	0
Opponents	40	29	495	12.4	81t	2

KICKOFF RET.	NO	YDS	AVG	LG	TD
Jennings	10	241	24.1	29	0
Parmelee	10	233	23.3	38	0
Spurlock	6	118	19.7	24	0
Shipley	6	117	19.5	24	0
Murphy	5	118	23.6	32	0
Cosby	5	99	19.8	32	0
Todman	4	78	19.5	24	0
Toston	3	65	21.7	25	0
Thomas	2	34	17.0	20	0
Potter	1	11	11.0	11	0
Selvie	1	0	0.0	0	0
Jaguars	53	1114	21.0	38	0
Opponents	39	1009	25.9	55	0

2-POINT CONVERSIONS: Jaguars 3-7, Opponents: 1-1

FGS	1-19	20-29	30-39	40-49	50+
Scobee	1/1	4/4	8/8	11/13	1/2
Team	1/1	4/4	8/8	11/13	1/2
Opponents	0/0	7/7	17/19	9/12	3/5

Scobee: (19G, 26G, 47G) () (44G, 47G, 26G) (21G) (31G) (50G, 40G, 45G) (38G, 22G, 32G) (44N, 40G) (43G, 40G, 33G) (41G) (36G) (31G, 55N) (37G) (41G, 43N, 35G, 42G) ()

Opponents: (20G, 42G, 55G, 38G) (31G, 37G) (36N, 37G) (35G, 35G) (32G, 31G) (21G, 33G, 31G, 64N, 40G) (32N, 25G) (47N, 42G) (31G, 41G) (42G, 50N, 27G, 47N, 25G) (38G, 42N, 40G, 39G, 33G) (29G, 50G) (44G) (53G, 30G, 31G) (25G, 49G, 38G) (48G)

SACKS: T. Alualu 3.5, J. Mincey 3.0, C. Mosley 2.5, T. Knighton 2.0, P. Posluszny 2.0, A. Lane 2.0, J. Babin 1.5, M. Harris 1.0, A. Branch 1.0, G. Selvie 1.0, R. Allen 0.5
Jaguars 20.0, Opponents 50.0

TACKLES (Solo-Assists-Total): Posluszny (152-79-231), Allen (137-64-201), Landry (90-86-176), Alualu (36-46-82), Mosley (44-36-80), Mincey (43-31-74), Prosinski (44-22-66), Ross (45-20-65), Harris (44-18-62), Knighton (31-30-61), Cox (49-10-59), Lane (27-27-54), Bosworth (32-21-53), Lowery (28-25-53), Stanford (15-21-36), Selvie (13-17-30), Mathis (15-9-24), Branch (9-11-20), Middleton (10-8-18), Babin (8-9-17), D'A. Smith (8-4-12), D. Smith (4-6-10), Rutland (4-6-10), Chick (2-6-8), Pendleton (2-2-4), Morgan (2-0-2)

USUAL STARTING LINEUP

OFFENSE

QB	Blaine Gabbert (9)
	Chad Henne (6)
RB	Maurice Jones-Drew (5)
	Rashad Jennings (5)
FB	Greg Jones (4)
WR	Justin Blackmon (15)
WR	Cecil Shorts III (9)
	Laurent Robinson (4)
TE	Mercedes Lewis (15)
LT	Eugene Monroe (16)
LG	Mike Brewster (7)
	Eben Britton (5)
	Austin Pasztor (3)
C	Brad Meester (16)
RG	Uche Nwaneri (15)
RT	Cameron Bradfield (12)
	Guy Whimper (4)

DEFENSE

DE	Jeremy Mincey (11)
	Jason Babin (4)
DT	Tyson Alualu (15)
DT	C.J. Mosley (12)
	Terrance Knighton (4)
DE	Austin Lane (7)
	Jeremy Mincey (5)
OLB	Kyle Bosworth (5)
	Julian Stanford (6)
MLB	Paul Posluszny (16)
OLB	Russell Allen (16)
CB	Derek Cox (11)
	William Middleton (3)
CB	Aaron Ross (6)
	Rashean Mathis (4)
	Mike Harris (4)
FS	Dwight Lowery (9)
	Chris Prosinski (7)
SS	Dawan Landry (16)

PASSING	ATT	CMP	PCT	YDS	YDS/ATT	TD	INT	LG	SK/YDS	RTG
Henne	308	166	53.9	2,084	6.8	11	11	81t	28/169	72.2
Gabbert	278	162	58.3	1,662	6.0	9	6	80t	22/158	77.3
Team	586	328	56.0	3,746	6.4	20	17	81t	50/327	74.7
Opponents	535	341	63.7	3,960	7.4	21	12	59	20/128	89.8

2013 STATISTICS

HEAD COACH: GUS BRADLEY

RECORD: 4-12 (.250)

STANDINGS: 3RD, AFC SOUTH

DATE	OPPONENT	RESULT	ATT.
Sept. 8	Kansas City	L, 2-28	59,416
Sept. 15	at Oakland	L, 9-19	49,400
Sept. 22	at Seattle	L, 17-45	68,087
Sept. 29	Indianapolis	L, 3-37	59,695
Oct. 6	at St. Louis	L, 20-34	54,266
Oct. 13	at Denver	L, 19-35	76,862
Oct. 20	San Diego	L, 6-24	59,550
Oct. 27	S.F. (London)	L, 10-42	83,559
Nov. 10	at Tennessee	W, 29-27	69,143
Nov. 17	Arizona	L, 14-27	59,862
Nov. 24	at Houston	W, 13-6	71,659
Dec. 1	at Cleveland	W, 32-28	69,654
Dec. 5	Houston	W, 27-20	60,414
Dec. 15	Buffalo	L, 20-27	60,085
Dec. 22	Tennessee	L, 16-20	60,559
Dec. 29	at Indianapolis	L, 10-30	66,008

* Wembley Stadium in London, U.K.

	JAGUARS	OPP.
TOTAL FIRST DOWNS	271	353
Rushing	71	121
Passing	176	200
Penalty	24	32
3rd Down: Made/Att	70/225	96/226
3rd Down Pct.	31.1%	42.5%
4th Down: Made/Att	13/30	9/12
4th Down Pct.	43.3%	75.0%
POSSESSION AVG.	27:22	32:38
TOTAL NET YARDS	4,701	6,070
Avg. Per Game	293.8	379.4
Total Plays	1,020	1,089
Avg. Per Play	4.6	5.6
NET YARDS RUSHING	1,260	2,108
Avg. Per Game	78.8	131.8
Total Rushes	378	507
NET YARDS PASSING	3,441	3,962
Avg. Per Game	215.1	247.6
Sacked/Yards Lost	50/310	31/225
Gross Yards	3,751	4,187
Attempts/Completions	592/349	551/354
Completion Pct.	59.0%	64.2%
Had Intercepted	21	11
PUNTS/AVERAGE	95/45.7	76/43.0
NET PUNTING AVG.	40.5	38.8
PENALTIES/YARDS	96/797	87/729
FUMBLES/BALL LOST	18/6	27/10
TOUCHDOWNS	25	53
Rushing	7	20
Passing	16	29
Returns	2	4

BY PERIODS	1	2	3	4	OT	PTS
Jaguars	70	66	50	61	0	247
Opponents	107	139	102	101	0	449

SCORING	TD	RU	PA	RT	PAT	FG	S	TP
Scobee	0	0	0	0	22/23	23/25	0	91
Jones-Drew	5	5	0	0	0/0	0/0	0	30
M. Lewis	4	0	4	0	0/0	0/0	0	24
C. Shorts	3	0	3	0	0/0	0/0	0	18
Todman	3	2	1	0	0/0	0/0	0	18
Harbor	2	0	2	0	0/0	0/0	0	12
M. Brown	2	0	2	0	0/0	0/0	0	12
Noble	1	0	1	0	0/0	0/0	0	6
J. Blackmon	1	0	1	0	0/0	0/0	0	6
Sanders	1	0	1	0	0/0	0/0	0	6
K. Taylor	1	0	1	0	0/0	0/0	0	6
W. Blackmon	1	0	0	1	0/0	0/0	0	6
Posluszny	1	0	0	1	0/0	0/0	0	6
J. Thomas	0	0	0	0	0/0	0/0	0	2
Jaguars	25	7	16	2	22/23	23/25	0	247
Opponents	53	20	29	4	53/53	26/29	0	449

RUSHING	NO	YDS	AVG	LG	TD
Jones-Drew	234	803	3.4	48	5
Todman	76	256	3.4	33	2
Henne	27	77	2.9	14	0
Robinson	20	66	3.3	24	0
Gabbert	9	32	3.6	7	0
Forsett	6	31	5.2	10	0
Sanders	2	4	2.0	4	0
Ta'ufou'ou	1	1	1.0	1	0
Anger	1	0	0.0	0	0
Blackmon	1	-1	-1.0	-1	0
Burton	1	-9	-9.0	-9	0
Jaguars	378	1260	3.3	48	7
Opponents	507	2108	4.2	50	20

RECEIVING	NO	YDS	AVG	LG	TD
Shorts	66	777	11.8	59	3
Sanders	51	484	9.5	51	1
Jones-Drew	43	314	7.3	17	0
M. Brown	32	446	13.9	43	2
J. Blackmon	29	415	14.3	67t	1
Lewis	25	359	14.4	41	4
Harbor	24	292	12.2	31	2
Taylor	19	189	9.9	17	1
Forsett	15	82	5.5	14	0
Todman	14	116	8.3	30	1
Ta'ufou'ou	10	40	4.0	11	0
Burton	8	76	9.5	22	0
Reisner	5	40	8.0	16	0
Ebert	3	18	6.0	8	0
Noble	2	63	31.5	62t	1
Thomas	2	31	15.5	18	0
Meester	1	9	9.0	9	0
Jaguars	349	3751	10.7	67t	16
Opponents	354	4187	11.8	95t	29

INTERCEPTIONS	NO	YDS	AVG	LG	TD
Posluszny	2	69	34.5	59t	1
Hayes	2	39	19.5	28	0
Gratz	2	20	10.0	17	0
Ball	2	8	4.0	8	0
Cyprien	1	27	27.0	27	0
R. Davis	1	8	8.0	8	0
W. Blackmon	1	1	1.0	1	0
Jaguars	11	172	15.6	59t	1
Opponents	21	355	16.9	82t	3

PUNTING	NO	YDS	AVG	NET	TB	IN	LG	B
Anger	95	4338	45.7	40.5	8	31	61	0
Jaguars	95	4338	45.7	40.5	8	31	61	0
Opponents	75	3268	43.0	39.3	7	19	65	1

PUNT RET.	NO	FC	YDS	AVG	LG	TD
Sanders	25	16	140	5.6	17	0
W. Blackmon	5	5	2	0.4	5	0
Jaguars	30	21	142	4.7	17	0
Opponents	47	22	330	7.0	38	0

KICKOFF RET.	NO	YDS	AVG	LG	TD
Todman	26	712	27.4	59	0
Burton	4	99	24.8	32	0
D. Robinson	4	88	22.0	27	0
Sanders	3	75	25.0	31	0
K. Taylor	2	60	30.0	43	0
Forsett	1	21	21.0	21	0
Ta'ufou'ou	1	5	5.0	5	0
Jaguars	41	1060	25.9	59	0
Opponents	25	509	20.4	47	0

2-POINT CONVERSIONS: Jaguars: 0-2, Opponents: 0-0

PASSING	ATT	CMP	PCT	YDS	YDS/ATT	TD	INT	LG	SK/YDS	RTG
C.Henne	503	305	60.6	3,241	6.4	13	14	62t	38/243	76.5
B.Gabbert	86	42	48.8	481	5.6	1	7	67t	12/67	36.0
A.Sanders	1	1	100.0	21	21.0	1	0	21t	0/0	158.3
M.Jones-Drew	1	1	100.0	8	8.0	1	0	8t	0/0	139.6
D.Robinson	1	0	0.0	0	0.0	0	0	0	0/0	39.6
Jaguars	592	349	59.0	3,751	6.3	16	21	67t	50/310	71.9
Opponents	551	354	64.2	4,187	7.6	29	11	95t	31/225	96.5

FGS	1-19	20-29	30-39	40-49	50+
J.Scobee	0/0	3/3	12/12	4/5	4/5
Jaguars	0/0	3/3	12/12	4/5	4/5
Opponents	0/0	10/10	9/10	6/6	1/3

Scobee: () (27G) (33G) (53G) (48G, 34G) (50G, 30G) (30G, 23G) (38G) (32G, 44G) (60N) (30G, 49N, 53G) (44G, 36G, 25G) (40G, 39G) (32G, 55G) (36G) (37G)

Opponents: () (35N, 46G, 30G, 29G, 29G) (21G, 46G, 28G) (32G, 37G) () (20G) () (39G, 37G) (21G, 32G) (49G, 20G) (53N) (34G, 31G) (42G, 54N, 40G) (45G, 52G) (23G, 26G, 39G)

SACKS: J. Babin 7.5, A. Branch 6.0, S. Marks 4.0, P. Posluszny 3.0, J. Mincey 2.0, T. Alualu 1.5, J. Cyprien 1.0, G. Hayes 1.0, R. Allen 1.0, W. Blackmon 1.0, W. Guy 1.0, R. Davis 1.0, A. Jones 0.5, B. Deaderick 0.5
Jaguars 31.0, Opponents 50.0

TACKLES (Solo-Assists-Total): P. Posluszny (121, 40, 161), J. Cyprien (82, 16, 98), G. Hayes (59, 16, 78), R. Allen (45, 18, 63), J. Evans (43, 11, 54), A. Ball (41, 6, 47), T. Alualu (34, 10, 44), J. Babin (30, 10, 40), W. Blackmon (30, 10, 40), A. Branch (30, 7, 37), M. Harris (28, 6, 34), S. Marks (28, 5, 33), D. Gratz (26, 6, 32), R. Miller (20, 5, 25), W. Guy (18, 6, 24), J. Thomas (12, 5, 17), J. Mincey (7, 7, 14), B. Deaderick (8, 1, 9), A. Jones (8, 1, 9), L. Reynolds (7, 2, 9), C. Pronskinski (5, 2, 7), J. Lotulelei (5, 2, 7), D. Lowery (4, 2, 6), D. McCray (3, 2, 5), R. Davis (4, 0, 4), K. Love (1, 3, 4), J. Miller (2, 0, 2), D. Nevis (1, 1, 2)

USUAL STARTING LINEUP

OFFENSE

QB	Chad Henne (13)
	Blaine Gabbert (3)
RB	Maurice Jones-Drew (15)
FB	Will Ta'ufou'ou (7)
	Clay Harbor, TE (4)
WR	Cecil Shorts III (13)
WR	Mike Brown (6)
	Justin Blackmon (4)
TE	Mercedes Lewis (11)
LT	Cameron Bradfield (11)
LG	Will Rackley (11)
C	Brad Meester (16)
RG	Uche Nwaneri (16)
RT	Austin Pasztor (12)

DEFENSE

LDE	Tyson Alualu (16)
DT	Roy Miller (14)
DT	Sen'Derrick Marks (16)
LEO	Jason Babin (16)
OLB	Geno Hayes (14)
MLB	Paul Posluszny (15)
OLB	Russell Allen (12)
LCB	Dwayne Gratz (8)
	Will Blackmon (8)
RCB	Alan Ball (15)
FS	Josh Evans (11)
SS	Johnathan Cyprien (15)

2014 STATISTICS

HEAD COACH: GUS BRADLEY

RECORD: 3-13 (.231)

STANDINGS: 3RD, AFC SOUTH

DATE	OPPONENT	RESULT	ATT.
Sept. 7	at Philadelphia	L, 17-34	69,596
Sept. 14	at Washington	L, 10-41	80,037
Sept. 21	Indianapolis	L, 17-44	60,601
Sept. 28	at San Diego	L, 14-33	56,553
Oct. 5	Pittsburgh	L, 9-17	66,198
Oct. 12	at Tennessee	L, 14-16	69,143
Oct. 19	Cleveland	W, 24-6	61,341
Oct. 26	Miami	L, 13-27	65,633
Nov. 2	at Cincinnati	L, 23-33	60,057
Nov. 9	Houston	L, 17-31	83,603
Nov. 23	at Indianapolis	L, 3-23	64,328
Nov. 30	N.Y. Giants	W, 25-24	64,687
Dec. 7	Houston	L, 13-27	61,070
Dec. 14	at Baltimore	L, 12-20	70,801
Dec. 18	Tennessee	W, 21-13	61,202
Dec. 28	at Houston	L, 17-23	71,777

* Wembley Stadium in London, U.K.

	JAGUARS	OPP.
TOTAL FIRST DOWNS	271	330
Rushing	86	107
Passing	154	200
Penalty	31	23
3rd Down: Made/Att	69/216	101/236
3rd Down Pct.	31.9	42.8
4th Down: Made/Att	7/19	4/10
4th Down Pct.	36.8	40.0
POSSESSION AVG.	27:11	32:49
TOTAL NET YARDS	4634	5932
Avg. Per Game	289.6	370.8
Total Plays	988	1085
Avg. Per Play	4.7	5.5
NET YARDS RUSHING	1633	2033
Avg. Per Game	102.1	127.1
Total Rushes	360	499
NET YARDS PASSING	3001	3899
Avg. Per Game	187.6	243.7
Sacked/Yards Lost	71/450	45/275
Gross Yards	3451	4174
Att./Completions	557/325	541/355
Completion Pct.	58.3	65.6
Had Intercepted	18	6
PUNTS/AVERAGE	96/46.5	75/47.5
NET PUNTING AVG.	96/39.6	75/41.5
PENALTIES/YARDS	73/573	115/886
FUMBLES/BALL LOST	15/8	22/14
TOUCHDOWNS	27	45
Rushing	9	15
Passing	15	24
Returns	3	6

BY PERIODS	1	2	3	4	OT	PTS
Jaguars	60	59	46	84	0	249
Opponents	63	148	86	115	0	412

SCORING	TD	RU	PA	RT	PAT	FG	S	TP
Scobee	0	0	0	0	23/23	20/26	0	83
Hurns	6	0	6	0			0	36
D. Robinson	4	4	0	0			0	24
A. Robinson	2	0	2	0			0	14
Gerhart	2	2	0	0			0	12
Johnson	2	2	0	0			0	12
Lewis	2	0	2	0			0	12
Todman	2	1	1	0			0	12
Colvin	1	0	0	1			0	6
Gratz	1	0	0	1			0	6
Harbor	1	0	1	0			0	6
Jacobs	1	0	1	0			0	6
Lee	1	0	1	0			0	6
Shorts	1	0	1	0			0	6
Thomas	1	0	0	1			0	6
Jaguars	27	9	15	3	23/23	20/26	1	249
Opponents	45	15	24	6	45/45	31/35	2	412

RUSHING	NO	YDS	AVG	LG	TD
D. Robinson	135	582	4.3	41	4
Bortles	56	419	7.5	34	0
Gerhart	101	326	3.2	23	2
Todman	32	186	5.8	62t	1
Johnson	29	86	3.0	20	2
Henne	4	25	6.3	12	0
Lee	3	9	3.0	5	0
Jaguars	360	1633	4.5	62t	9
Opponents	499	2033	4.1	60t	15

RECEIVING	NO	YDS	AVG	LG	TD
Shorts	53	557	10.5	53	1
Hurns	51	677	13.3	63t	6
A. Robinson	48	548	11.4	54	2
Lee	37	422	11.4	37	1
Harbor	26	289	11.1	59	1
Todman	25	198	7.9	26	1
D. Robinson	23	124	5.4	19	0
Gerhart	20	186	9.3	26	0
Lewis	18	206	11.4	63t	2
Brown	7	88	12.6	17	0
Ta'ufou'u	7	81	11.6	26	0
Sanders	6	55	9.2	24	0
Jacobs	2	16	8.0	14	1
Jensen	1	8	8.0	8	0
Johnson	1	-4	-4.0	-4	0
Jaguars	325	3451	10.6	63t	15
Opponents	355	4174	11.8	73t	24

INTERCEPTIONS	NO	YDS	AVG	LG	TD
Thomas	2	10	5.0	10	0
Gratz	1	55	55.0	55t	1
T. Smith	1	15	15.0	15	0
Ball	1	0	0.0	0	0
Martin	1	0	0.0	0	0
Jaguars	6	80	13.3	55t	1
Opponents	18	346	19.2	81t	4

PUNTING	NO	YDS	AVG	NET	TB	IN	LG	B
Anger	94	4464	47.5	39.6	10	25	69	2
Jaguars	94	4464	46.5	39.6	10	25	69	2
Opponents	75	3559	47.5	41.5	9	37	69	0

PUNT RET.	NO	FC	YDS	AVG	LG	TD
Sanders	32	10	227	7.1	23	0
Brown	5	5	37	7.4	13	0
Jaguars	37	15	264	7.1	23	0
Opponents	52	20	464	8.9	37	0

KICKOFF RET.	NO	YDS	AVG	LG	TD
Todman	38	972	25.6	40	0
Davis	2	22	11.0	15	0
Alualu	1	12	12.0	12	0
Brown	1	11	11.0	11	0
Sanders	1	16	16.0	16	0
Jaguars	43	1033	24.0	40	0
Opponents	22	516	23.5	50	0

2-POINT CONVERSIONS: Allen Robinson
Jaguars: 1-4, Opponents: 0-0

FGS	1-19	20-29	30-39	40-49	50+
Scobee	0/0	3/3	7/8	7/9	3/6
Jaguars	0/0	3/3	7/8	7/9	3/6
Opponents	0/0	11/11	8/8	9/11	3/5

Scobee: (49G, 50N, 36B), (36G), (41G), (43G, 35G, 36G), (55B), (30G), (48B, 30G, 40G), (25G), (, (28G), (28G, 43G), (33G, 37G), (53G, 45G, 53G, 42N, 45G), (, (53G, 51N)

Opponents: (51G, 28G), (36G, 42G), (48G, 43G, 25G), (33G, 34G, 23G, 37G), (24G), (25G, 21G, 42G), (40G, 22G), (43G, 29G), (31G), (54G, 48N), (46G, 20G, 32G), (43N, 33G), (44G, 44G), (22G, 54N, 54N, 33G), (50G, 23G), (, (

SACKS: S. Marks 8.5, C. Clemons 8, R. Davis 6.5, A. Branch 3, A. Jones 3, C. Smith 3, T. Alualu 2, G. Hayes 2, P. Posluszny 2, T. Smith 2, W. Blackmon 1, R. Bryant 1, W. Guy 1, Z. Hood 1, R. Miller 1
Jaguars 45.0, Opponents 71.0

TACKLES (Solo-Assists-Total): J. Cyprien (77, 34, 111), T. Smith (68, 31, 99), J. Evans (62, 28, 90), J. Thomas (47, 34, 81), P. Posluszny (47, 22, 69), D. Gratz (39, 16, 55), G. Hayes (34, 17, 51), D. McCray (40, 7, 47), S. Marks (34, 10, 44), A. Jones (23, 16, 39), C. Clemons (27, 9, 36), R. Miller (21, 10, 31), T. Alualu (13, 17, 30), W. Blackmon (21, 7, 28), A. Colvin (21, 4, 25), Z. Hood (17, 7, 24), R. Bryant (15, 8, 23), A. Ball (18, 4, 22), A. Branch (12, 6, 18), R. Davis (12, 3, 15), S. Martin (11, 3, 14), W. Guy (10, 4, 14), L. Reynolds (9, 4, 13), D. Watson (3, 5, 8), C. Smith (3, 2, 5), J. George (2, 1, 3), C. Prosinski (2, 0, 2)

USUAL STARTING LINEUP

OFFENSE

QB	Blake Bortles (13) Chad Henne (3)
RB	Denard Robinson (8) Toby Gerhart (6)
FB	Will Ta'ufou'u (4)
WR	Cecil Shorts III (12) Allen Robinson (7)
WR	Marqise Lee (6)
TE	Mercedes Lewis (8) Clay Harbor (6)
LT	Luke Joeckel (16)
LG	Zane Beadles (16)
C	Luke Bowanko (14)
RG	Brandon Linder (15)
RT	Austin Pasztor (8) Sam Young (6)

DEFENSE

LDE	Red Bryant (16)
DT	Roy Miller (14)
DT	Sen'Derrick Marks (16)
LEO	Chris Clemons (16)
OLB	Geno Hayes (11)
MLB	J.T. Thomas (9) Paul Posluszny (7)
OLB	Telvin Smith (4) Will Blackmon, CB (4)
LCB	Demetrius McCray (12)
RCB	Dwayne Gratz (9) Alan Ball (7)
FS	Josh Evans (12)
SS	Johnathan Cyprien (15)

PASSING	ATT	CMP	PCT	YDS	YDS/ATT	TD	INT	LG	SK/YDS	RTG
Bortles	475	280	58.9	2,908	6.12	11	17	63t	55/345	69.5
Henne	78	42	53.8	492	6.31	3	1	63t	16/105	80.7
Shorts	2	2	100.0	32	16.00	1	0	23t	0/0	158.3
Anger	1	1	100.0	19	19.00	0	0	19	0/0	118.8
D. Robinson	1	0	0.0	0	0.00	0	0	---	0/0	39.6
Jaguars	557	325	58.3	3,451	6.20	15	18	63t	71/450	72.0
Opponents	541	355	65.6	4,174	7.72	24	6	73t	45/275	99.1

2015 STATISTICS

HEAD COACH: GUS BRADLEY

RECORD: 5-11 (.313)

STANDINGS: 3RD, AFC SOUTH

DATE	OPPONENT	RESULT	ATT.
Sept. 13	Carolina	L, 9-20	60,733
Sept. 20	Miami	W, 23-20	65,443
Sept. 27	at New England	L, 17-51	66,829
Oct. 4	at Indianapolis	L, 13-16 (OT)	65,609
Oct. 11	at Tampa Bay	L, 31-38	58,490
Oct. 18	Houston	L, 20-31	58,085
Oct. 25	Buffalo*	W, 34-31	84,021
Nov. 8	at N.Y. Jets	L, 23-28	78,160
Nov. 15	at Baltimore	W, 22-20	70,837
Nov. 19	Tennessee	W, 19-13	60,121
Nov. 29	San Diego	L, 25-31	59,477
Dec. 6	at Tennessee	L, 39-42	57,355
Dec. 13	Indianapolis	W, 51-16	62,372
Dec. 20	Atlanta	L, 17-23	64,016
Dec. 27	at New Orleans	L, 27-38	73,064
Jan. 3	at Houston	L, 6-30	71,899

* Wembley Stadium in London, U.K.

	JAGUARS	OPP.
TOTAL FIRST DOWNS	313	362
Rushing	69	102
Passing	215	222
Penalty	29	38
3rd Down: Made/Att	72/205	105/227
3rd Down Pct.	35.1%	46.3%
4th Down: Made/Att	8/15	6/12
4th Down Pct.	53.3%	50.0%
POSSESSION AVG.	27:34	32:26
TOTAL NET YARDS	5581	6000
Avg. Per Game	348.8	375.0
Total Plays	1012	1102
Avg. Per Play	5.5	5.4

	JAGUARS	OPP.
NET YARDS RUSHING	1473	1709
Avg. Per Game	92.1	106.8
Total Rushes	354	464
NET YARDS PASSING	4108	4291
Avg. Per Game	256.8	268.2
Sacked/Yards Lost	51/320	36/237
Gross Yards	4428	4528
Attempts/Completions	607/355	602/390
Completion Pct.	58.5%	64.8%
Had Intercepted	18	9
PUNTS/AVERAGE	80/46.3	72/43.9
NET PUNTING AVG.	39.5	36.9
PENALTIES/YARDS	105/880	114/989
FUMBLES/BALL LOST	25/10	16/9
TOUCHDOWNS	44	51
Rushing	5	15
Passing	35	29
Returns	4	7

BY PERIODS	1	2	3	4	OT	PTS
Jaguars	35	126	94	121	0	376
Opponents	83	163	69	130	3	448

SCORING	TD	RU	PA	RT	PAT	FG	S	TP
Myers	0	0	0	0	32/39	26/30	0	110
A. Robinson	14	0	14	0	0	0	0	84
Hurns	10	0	10	0	0	0	0	60
Thomas	5	0	5	0	0	0	0	30
Greene	3	0	2	1	0	0	0	18
Yeldon	3	2	1	0	0	0	0	18
Bortles	2	2	0	0	0	0	0	12
Harbor	1	0	1	0	0	0	0	8
T. Smith	1	0	0	1	0	0	0	6
Branch	1	0	0	1	0	0	0	6
D. Robinson	1	1	0	0	0	0	0	6
Clemons	1	0	0	1	0	0	0	6
Walters	1	0	1	0	0	0	0	6
Lee	1	0	1	0	0	0	0	6
Jaguars	44	5	35	4	32/39	26/30	0	376
Opponents	51	15	29	7	48/48	30/38	2	448

RUSHING	NO	YDS	AVG	LG	TD
Yeldon	182	740	4.1	45	2
Bortles	52	310	6.0	28	2
D. Robinson	67	266	4.0	31	1
Gray	14	54	3.9	23	0
Gerhart	20	44	2.2	6	0
Lee	5	38	7.6	12	0
Pierce	6	11	1.8	4	0
Washington	1	8	8.0	8	0
Grant	6	2	0.3	11	0
Alualu	1	0	0.0	0	0
Jaguars	354	1473	4.2	45	5
Opponents	464	1709	3.7	87t	15

RECEIVING	NO	YDS	AVG	LG	TD
A. Robinson	80	1400	17.5	90t	14
Hurns	64	1031	16.1	80t	10
Thomas	46	455	9.9	34	5
Yeldon	36	279	7.8	67	1
Walters	32	368	11.5	31	1
D. Robinson	21	164	7.8	16	0
Greene	19	93	4.9	18	2
Lewis	16	226	14.1	45	0
Lee	15	191	12.7	30	1
Harbor	14	149	10.6	26	1
Gerhart	3	23	7.7	8	0
Pierce	3	7	2.3	6	0
Alualu	2	19	9.5	16	0
Grant	2	13	6.5	8	0
Jacobs	1	6	6.0	6	0
Gray	1	4	4.0	4	0
Jaguars	355	4428	12.5	90t	35
Opponents	390	4528	11.6	71t	29

INTERCEPTIONS	NO	YDS	AVG	LG	TD
House	4	21	5.3	15	0
Posluszny	3	25	8.3	19	0
Cyprien	1	48	48.0	48	0
T. Smith	1	26	26.0	26t	1
Jaguars	9	120	13.3	48	1
Opponents	18	283	15.7	84	4

PUNTING	NO	YDS	AVG	NET	TB	IN	LG	B
Anger	80	3700	46.3	39.5	4	26	63	0
Jaguars	80	3700	46.3	39.5	4	26	63	0
Opponents	72	3158	43.9	36.9	7	23	63	1

PUNT RET.	NO	FC	YDS	AVG	LG	TD
Greene	18	8	301	16.7	73t	1
Walters	8	7	30	3.8	14	0
Marshall	5	1	30	6.0	20	0
Jaguars	31	16	361	11.6	73t	1
Opponents	45	22	462	10.3	58	0

KICKOFF RET.	NO	YDS	AVG	LG	TD
Marshall	13	346	26.6	36	0
Grant	8	220	27.5	42	0
Walters	4	80	20.0	28	0
D. Robinson	2	54	27.0	31	0
Banyard	2	21	10.5	13	0
Jones	2	0	0.0	0	0
Jaguars	31	721	23.3	42	0
Opponents	23	553	24.0	54	0

2-POINT CONVERSIONS: Harbor
Jaguars: 1-5, Opponents: 2-3

FGS	1-19	20-29	30-39	40-49	50+
J. Myers	0/0	9/10	8/8	6/8	3/4
Team	0/0	9/10	8/8	6/8	3/4
Opponents	0/0	7/8	8/8	12/14	3/8

Myers: (22), 44WR, (27, 58, 28), (40), (20, 32), 53WR, 48WL, (31), (45, 39, 35), (21, 45), 26B, (53), (31, 32, 20, 36), (22, 51, 27, 28), (46), (42), (43, 34)

Opponents: (43), 53WL, (47), 43B, (48, 41), 42WL, (46, 20, 46), (54, 32, 27), (35, 45, 47), (41), (31, 38, 26), 58WR, (47, 49), 53WL, (28), (25, 21, 32), (34, 33, 46), (37), 52WL, 28B, (29, 51), 50WL, (51)

SACKS: J. Odrick 5.5, A. Branch 4.0, A. Colvin 4.0, R. Miller 4.0, R. Davis 3.5, C. Clemons 3.0, T. Smith 2.5, T. Alualu 2.0, A. Jones 2.0, S. Brown 1.5, D. Skuta 1.5, P. Posluszny 1.0, M. Bennett 0.5, C. Smith 0.5, P. Thompson 0.5

Jaguars 36.0, Opponents 50.0

TACKLES (Solo-Assists-Total): Posluszny (103-30-133), T. Smith (99-29-128), Cyprien (77-30-107), Colvin (60-13-73), House (49-11-60), Evans (36-16-52), Miller (22-18-40), Skuta (31-6-37), Brown (29-7-36), Odrick (23-6-29), Gratz (21-6-27), Alualu (18-8-26), Branch (18-6-24), McCray (17-4-21), Pullard (13-6-19), Armbrister (11-7-18), Jones (8-9-17), Clemons (13-1-14), Sample (8-5-13), C. Smith (8-2-10), Bennett (7-3-10), Marshall (6-4-10), Thompson (6-2-8), Davis (5-2-7), Tripp (5-2-7), Marks (4-2-6)

USUAL STARTING LINEUP

OFFENSE

- QB Blake Bortles (16)
- RB T.J. Yeldon (12)
- Denard Robinson (3)
- WR Allen Robinson (16)
- WR Allen Hurns (15)
- TE Julius Thomas (10)
- TE Mercedes Lewis (16)
- LT Luke Joeckel (14)
- LG Zane Beadles (16)
- C Stefen Wisniewski (16)
- RG A.J. Cann (13)
- Brandon Linder (3)
- RT Jermeay Parnell (15)

DEFENSE

- LDE Jared Odrick (16)
- DT Tyson Alualu (13)
- DT Roy Miller III (16)
- LEO Andre Branch (9)
- Chris Clemons (7)
- WLB Telvin Smith (14)
- MLB Paul Posluszny (14)
- OTTO Dan Skuta (8)
- LCB Davon House (15)
- RCB Aaron Colvin (15)
- DB Demetrius McCray (3)
- FS Josh Evans (11)
- Sergio Brown (4)
- SS Jonathan Cyprien (14)

PASSING	ATT	CMP	PCT	YDS	YDS/ATT	TD	INT	LG	SK/YDS	RTG
B. Bortles	606	355	58.6	4,428	7.3	35	18	90t	51/320	88.2
B. Walters	1	0	0.0	0	0.0	0	0	0	0/0	39.6
Team	607	355	58.5	4,428	7.3	35	18	90t	51/320	88.1
Opponents	602	390	64.8	4,528	7.5	29	9	71t	36/237	97.2

FRANCHISE FACTS • RECORDS • HISTORY • 2016 IN REVIEW • PLAYERS • BIOGRAPHIES

2016 STATISTICS

HEAD COACH: GUS BRADLEY (14 GAMES), DOUG MARRONE (2 GAMES)

RECORD: 3-13 (.188)

STANDINGS: 4TH, AFC SOUTH

DATE	OPPONENT	RESULT	ATT.
Sept. 11	Green Bay	L, 23-27	63,179
Sept. 18	at San Diego	L, 14-28	52,165
Sept. 25	Baltimore	L, 17-19	60,127
Oct. 2	Indianapolis*	W, 30-27	83,764
Oct. 16	at Chicago	W, 17-16	61,054
Oct. 23	Oakland	L, 16-33	62,614
Oct. 27	at Tennessee	L, 22-36	61,619
Nov. 6	at Kansas City	L, 14-19	73,294
Nov. 13	Houston	L, 21-24	62,091
Nov. 20	at Detroit	L, 19-26	61,486
Nov. 27	at Buffalo	L, 21-28	67,486
Dec. 4	Denver	L, 10-20	63,075
Dec. 11	Minnesota	L, 16-25	62,701
Dec. 18	at Houston	L, 20-21	71,803
Dec. 24	Tennessee	W, 38-17	59,621
Jan. 1	at Indianapolis	L, 20-24	65,160

* Wembley Stadium in London, U.K.

	JAGUARS	OPP.
TOTAL FIRST DOWNS	321	305
Rushing	75	93
Passing	207	174
Penalty	39	38
3rd Down: Made/Att	78/221	83/224
3rd Down Pct.	35.3%	37.1%
4th Down: Made/Att	7/16	6/13
4th Down Pct.	43.8%	46.2%

	JAGUARS	OPP.
POSSESSION AVG.	29:09	30:51
TOTAL NET YARDS	5,359	5,147
Avg. Per Game	334.9	321.7
Total Plays	1,052	1,030
Avg. Per Play	5.1	5.0

	JAGUARS	OPP.
NET YARDS RUSHING	1,631	1,703
Avg. Per Game	101.9	106.4
Total Rushes	392	446

	JAGUARS	OPP.
NET YARDS PASSING	3,728	3,444
Avg. Per Game	233.0	215.3
Sacked/Yards Lost	34/197	33/183
Gross Yards	3,925	3,627
Attempts/Completions	626/369	551/345
Completion Pct.	58.9%	62.6%
Had Intercepted	16	7

	JAGUARS	OPP.
PUNTS/AVERAGE	77/46.6	82/46.0
NET PUNTING AVG.	77/39.5	82/42.6
PENALTIES/YARDS	129/1178	101/948
FUMBLES/BALL LOST	23/13	18/6

	JAGUARS	OPP.
TOUCHDOWNS	34	41
Rushing	8	17
Passing	24	20
Returns	2	4

BY PERIODS	1	2	3	4	OT	PTS
Jaguars	51	90	64	113	-	318
Opponents	57	134	99	110	-	400

SCORING	TD	RU	PA	RT	PAT	FG	S	TP
Myers	0	0	0	0	29/32	27/34	0	110
A. Robinson	6	0	6	0			0	38
Bortles	4	3	1	0			0	26
Lee	4	0	3	1			0	24
Thomas	4	0	4	0			0	24
Hurns	3	0	3	0			0	18
Ivory	3	3	0	0			0	18
Grant	2	1	1	0			0	12
Walters	2	0	2	0			0	12
Yeldon	2	1	1	0			0	12
Benn	1	0	1	0			0	6
Koyack	1	0	1	0			0	6
Lewis	1	0	1	0			0	6
Ramsey	1	0	0	1			0	6
Jaguars	34	8	24	2	29/32	27/34	0	318
Opponents	41	17	20	4	36/40	38/41	1	400

RUSHING	NO	YDS	AVG	LG	TD
Yeldon	130	465	3.6	16	1
Ivory	117	439	3.8	42	3
Bortles	58	359	6.2	27	3
Grant	32	164	5.1	57t	1
D. Robinson	41	144	3.5	9	0
Lee	6	35	5.8	11	0
Hill	2	11	5.5	7	0
Banyard	2	7	3.5	7	0
Richardson	2	7	3.5	6	0
Wynn	2	5	2.5	7	0
Walters	1	4	4.0	4	0
Henne	1	-2	-2.0	-2	0
Jaguars	392	1,631	4.2	57t	8
Opponents	446	1,703	3.8	75t	17

RECEIVING	NO	YDS	AVG	LG	TD
A. Robinson	73	883	12.1	42	6
Lee	63	851	13.5	51	3
Yeldon	50	312	6.2	17	1
Hurns	35	477	13.6	42t	3
Thomas	30	281	9.4	24	4
Walters	24	231	9.6	23	2
Ivory	20	186	9.3	37	0
Lewis	20	169	8.5	37	1
Koyack	19	161	8.5	17	1
Sterling	12	110	9.2	17	0
Benn	5	116	23.2	51t	1
Greene	5	32	6.4	9	0
Grant	4	35	8.8	15t	1
D. Robinson	3	22	7.3	11	0
Ellis	3	11	3.7	6	0
Bortles	1	20	20.0	20t	1
Wynn	1	19	19.0	19	0
Washington	1	9	9.9	9	0
Jaguars	369	3,925	10.6	51t	24
Opponents	345	3,627	10.5	64t	20

INTERCEPTIONS	NO	YDS	AVG	LG	TD
Ramsey	2	65	32.5	35	1
T. Smith	2	0	0.0	0	0
Gipson	1	30	30.0	30	0
Ngakoue	1	9	0.0	9	0
Posluszny	1	0	0.0	0	0
Jaguars	7	104	14.9	35	1
Opponents	16	308	19.3	51t	3

PUNTING	NO	YDS	AVG	NET	TB	IN	LG	B
Nortman	77	3,589	46.6	39.5	8	27	78	0
Jaguars	77	3,589	46.6	39.5	8	27	78	0
Opponents	82	3,774	46.0	42.6	3	33	61	1

PUNT RET.	NO	FC	YDS	AVG	LG	TD
Greene	21	5	131	6.2	42	0
Walters	17	16	86	5.1	14	0
Lee	2	3	3	1.5	3	0
Jaguars	40	24	220	5.5	42	0
Opponents	31	19	389	12.5	57	1

KICKOFF RET.	NO	YDS	AVG	LG	TD
Lee	18	545	30.3	100t	1
Grant	13	268	20.6	32	0
Benn	2	16	8.0	16	0
Walters	2	39	19.5	23	0
D. Robinson	1	13	13.0	13	0
C. Smith	1	0	0.0	0	0
Jaguars	37	881	23.8	100t	1
Opponents	13	273	21.0	53	0

2-POINT CONVERSIONS: Jaguars 2-2, Opponents 1-1

FGs	1-19	20-29	30-39	40-49	50+
Myers	0/0	7/7	3/4	10/11	7/12
Jaguars	0/0	7/7	3/4	10/11	7/12
Opponents	0/0	10/10	10/10	13/15	5/6

Myers: (26G,39G,50G) (54N) (49G,52B) (22G,46G,49G) (30G) (23G,37G,44G) (1) (54N) (54G,44G) (27G,52G) (1) (47G) (45G,55G,24G,41N,61B) (26G,50G) (29G,48G,56G,50G) (47G,30N,54N,41G)

Opponents: (25G,20G) (25G) (43G,42G,37G,53G) (53G,49G) (36G,24G,36G) (49N,50N,51N) (27G,43G) (1) (32G,41G) (43G,32G,40G,46G) (39G,45G,43G,27G) (42G) (48N,45G)

SACKS: Ngakoue 8.0, Jackson 6.5, Fowler Jr. 4.0, Marks 3.5, Alualu 2.5, Posluszny 1.5, Colvin 1.0, Cyprien 1.0, Day 1.0, Odrick 1.0, C. Smith 1.0, T. Smith 1.0, Jack 0.5, Johnson 0.5

Jaguars 33.0, Opponents 34.0

TACKLES (Solo-Assists-Total): Posluszny (97-36-133), Cyprien (96-30-126), T. Smith (98-20-118), Ramsey (55-10-65), Amukamara (46-3-49), Gipson (34-7-41), Alualu (28-8-36), Jackson (28-5-33), Jones (26-6-32), Fowler (23-9-32), Ngakoue (20-3-23), Marks (18-4-22), Colvin (18-4-22), Jack (16-6-22), Skuta (15-3-18), House (13-3-16), Odrick (9-3-12), Miller (10-0-10), Johnson (5-4-9), Day (6-2-8), Gratz (5-0-5), Thompson (3-2-5), Pullard (3-2-5), C. Smith (4-0-4), Ash (1-3-4), Wilson (2-0-2)

USUAL STARTING LINEUP

OFFENSE

QB	Blake Bortles (16)
RB	Yeldon (13)
WR	Allen Robinson (16)
WR	Allen Hurns (11)
	Marqise Lee (6)
TE	Mercedes Lewis (10)
	Ben Koyack (7)
	Julius Thomas (6)
LT	Kelvin Beachum (15)
LG	Patrick Omameh (7)
C	Brandon Linder (14)
RG	A.J. Cann (16)
RT	Jermy Parnell (16)

DEFENSE

DT	Abry Jones (9)
	Roy Miller III (6)
DT	Malik Jackson (16)
DE	Tyson Alualu (10)
	Jared Odrick (6)
LEO	Yannick Ngakoue (15)
WLB	Telvin Smith (16)
MLB	Paul Posluszny (16)
OTTO	Myles Jack (10)
LCB	Prince Amukamara (12)
RCB	Jalen Ramsey (16)
FS	Tashaun Gipson (16)
SS	Jonathan Cyprien (16)

PASSING	ATT	CMP	PCT	YDS	YDS/ATT	TD	INT	LG	SK/YDS	RTG
Bortles	625	368	58.9	3,905	6.25	23	16	51t	34/197	78.8
Lee	1	1	100.0	20	20.0	1	0	20t	0/0	158.3
Jaguars	626	369	58.9	3,925	6.27	24	16	51t	34/197	79.5
Opponents	551	345	62.6	3,627	6.58	20	7	64t	33/183	88.5

PLAYOFF GAME SUMMARIES



1996 AFC WILD CARD PLAYOFF

JAGUARS 30, BILLS 27
DECEMBER 28, 1996 • RICH STADIUM

JACKSONVILLE JAGUARS (10-7)	10	7	3	10	—	30
BUFFALO BILLS (10-7)	14	3	3	7	—	27

The Jaguars won their first-ever playoff game with a come-from-behind victory over Buffalo and became the first road team to win a postseason game at Rich Stadium. Natrone Means rushed for 175 yards and a touchdown, and Mike Hollis kicked three field goals, the game-winner with 3:07 to play. Buffalo jumped out to a 7-0 lead, but Clyde Simmons intercepted Jim Kelly and ran 20 yards for a score to tie the game. Simmons also had two sacks. Buffalo took a 27-20 lead early in the fourth quarter, but Mark Brunell found Jimmy Smith for a 2-yard TD pass to tie the score, and Aaron Beasley recovered a fumble prior to Hollis' field goal.

TEAM	QTR	TIME	SCORING PLAY	TEAM STATS	JAX	BUF
Buf.	1	11:30	Thomas 7 pass from Kelly (Christie kick)	First Downs	18	19
Jax.	1	6:26	Simmons 20 interception return (Hollis kick)	Total Yards	409	308
Buf.	1	2:26	Thomas 2 run (Christie kick)	Rushing Yards	184	92
Jax.	1	0:10	Hollis 27 field goal	Passing Yards	225	216
Jax.	2	3:45	Means 30 run (Hollis kick)	Att-Comp-Int	33-18-2	36-22-1
Buf.	2	1:56	Christie 33 field goal	Third Downs	7-17	5-15
Buf.	3	10:20	Christie 47 field goal	Fourth Downs	1-1	0-1
Jax.	3	2:45	Hollis 24 field goal	Punts-Avg.	5-50.6	5-43.2
Buf.	4	14:17	Burris 38 interception return (Christie kick)	Fumbles-Lost	0-0	4-2
Jax.	4	8:40	Smith 2 pass from Brunell (Hollis kick)	Penalties-Yards	6-42	6-39
Jax.	4	3:07	Hollis 45 field goal	Possession	33:06	26:54

Attendance: 70,213 • **Temperature:** 49 degrees

RUSHING: Jaguars - Means 31-175 (1 TD), Brunell 3-9, Stewart 1-0, Bills - Thomas 14-50 (1 TD), Kelly 4-18, Holmes 9-10, Tasker 1-9, Tindale 1-5

PASSING: Jaguars - Brunell 33-18-239, 1 TD, 2 INTs, Bills - Kelly 32-21-239, 1 TD, 1 INT, Collins 4-1-7, 0 TD, 0 INT

RECEIVING: Jaguars - Smith 5-58 (1 TD), McCardell 4-76, Mitchell 3-64, Maston 2-21, Jackson 1-11, Brown 1-8, Stewart 1-5, Means 1-(-4), Bills - Early 9-122, Reed 3-32, Tasker 3-30, Johnson 3-27, Thomas 3-24, Holmes 1-11

SACKS: Jaguars 3 (Simmons 2, Brackens 1), Bills 2 (Covington 1, White 1)

INTERCEPTIONS: Jaguars 1 (Simmons [TD]), Bills 2 (Burris [TD], Smith)



1996 AFC DIVISIONAL PLAYOFF

JAGUARS 30, BRONCOS 27
JANUARY 4, 1997 • MILE HIGH STADIUM

JACKSONVILLE JAGUARS (11-7)	0	13	7	10	—	30
DENVER BRONCOS (13-4)	12	0	0	15	—	27

The Jaguars won their seventh straight game as they shocked the football world with their upset victory over the 13-3 Broncos. After falling behind 12-0, the Jaguars scored on their next six possessions, all on drives of 50 yards and longer, taking a 30-20 lead. Denver had not lost at home all season and had not lost a playoff game at Mile High Stadium since 1984. Natrone Means rushed for 140 yards, and Mark Brunell threw TD passes to Keenan McCardell and Jimmy Smith. The Jaguars dominated in yards, first downs and time of possession.

TEAM	QTR	TIME	SCORING PLAY	TEAM STATS	JAX	DEN
Den.	1	6:22	Hebron 1 run (Elam kick blocked)	First Downs	22	21
Den.	1	0:33	Sharpe 18 pass from Elway (run failed)	Total Yards	443	351
Jax.	2	11:15	Hollis 46 field goal	Rushing Yards	203	126
Jax.	2	2:58	Means 8 run (Hollis kick)	Passing Yards	240	225
Jax.	2	0:10	Hollis 42 field goal	Att-Comp-Int	29-18-0	38-25-0
Jax.	3	8:51	McCardell 31 pass from Brunell (Hollis kick)	Third Downs	8-15	6-12
Jax.	4	10:51	Hollis 22 field goal	Fourth Downs	0-0	1-1
Den.	4	7:37	Davis 2 run (Davis run)	Punts-Avg.	3-39.7	5-42.6
Jax.	4	3:39	Smith 16 pass from Brunell (Hollis kick)	Fumbles-Lost	0-0	1-0
Den.	4	1:50	McCaffrey 15 pass from Elway (Elam kick)	Penalties-Yards	3-18	8-64
				Possession	32:24	27:36

Attendance: 75,678 • **Temperature:** 46 degrees

RUSHING: Jaguars - Means 21-140 (1 TD), Brunell 7-44, Stewart 8-19, Broncos - Davis 14-91 (1 TD), Elway 5-30, Hebron 2-5 (1 TD)

PASSING: Jaguars - Brunell 29-18-245, 2 TD, 0 INT, Broncos - Elway 38-25-226, 2 TD, 0 INT

RECEIVING: Jaguars - McCardell 5-59 (1 TD), Means 4-46, Smith 3-71 (1 TD), Jackson 3-35, Mitchell 2-9, Stewart 1-25, Broncos - Davis 7-24, Miller 5-67, McCaffrey 5-54 (1 TD), Craver 3-17, Sharpe 2-31 (1 TD), Carswell 2-18, R.Smith 1-15

SACKS: Jaguars 1 (Robinson 1), Broncos 2 (Aldridge 1, Williams 1)

INTERCEPTIONS: Jaguars 0, Broncos 0



1996 AFC CHAMPIONSHIP

PATRIOTS 20, JAGUARS 6
JANUARY 12, 1997 • FOXBORO STADIUM

JACKSONVILLE JAGUARS (11-8)	0	3	3	0	—	6
NEW ENGLAND PATRIOTS (13-5)	7	6	0	7	—	20

In just their second season, the Jaguars' saw their hopes of reaching the Super Bowl end in the AFC Championship game on a cold night in New England. The game began ominously for Jacksonville on its first series, when punter Bryan Barker fielded a high snap and was tackled at the Jaguars' four-yard line. The Patriots scored a touchdown two plays later. Mistakes haunted the Jaguars throughout the game, with a total of four turnovers - three on their last four possessions - including an end zone interception and a fumble that was returned for a touchdown.

TEAM	QTR	TIME	SCORING PLAY	TEAM STATS	JAX	NE
NE	1	12:34	Martin 1 run (Vinatieri kick)	First Downs	18	13
Jax.	2	10:33	Hollis 32 field goal	Total Yards	289	234
NE	2	7:23	Vinatieri 29 field goal	Rushing Yards	101	73
NE	2	0:00	Vinatieri 20 field goal	Passing Yards	188	161
Jax.	3	2:37	Hollis 28 field goal	Att-Comp-Int	38-20-2	33-20-1
NE	4	2:24	Smith 47 fumble return (Vinatieri kick)	Third Downs	5-14	2-13
				Fourth Downs	0-2	1-2
				Punts-Avg.	5-36.4	6-39.7
				Fumbles-Lost	3-2	2-1
				Penalties-Yards	4-23	2-5
				Possession	34:43	25:17

Attendance: 60,190 • **Temperature:** 27 degrees

RUSHING: Jaguars - Means 19-43, Stewart 7-40, Brunell 6-34, Barker 1-(-16), Patriots - Martin 19-59 (1 TD), Meggett 3-9, Bledsoe 1-4, Byars 1-1

PASSING: Jaguars - Brunell 38-20-190, 0 TD, 2 INTs, Patriots - Bledsoe 33-20-178, 0 TD, 1 INT

RECEIVING: Jaguars - Mitchell 7-63, McCardell 6-62, Smith 3-45, Stewart 2-8, Brown 1-10, Barlow 1-2, Patriots - Glenn 5-33, Jefferson 4-91, Byars 4-16, Martin 3-18, Meggett 3-15, Coates 1-5

SACKS: Jaguars 2 (Davey 1, Simmons 0.5, Robinson 0.5), Patriots 1 (Slade 1)

INTERCEPTIONS: Jaguars 1 (Beasley), Patriots 2 (Bruschi, Clay)



1997 AFC WILD CARD PLAYOFF

BRONCOS 42, JAGUARS 17
DECEMBER 27, 1997 • MILE HIGH STADIUM

JACKSONVILLE JAGUARS (11-6)	0	7	10	0	—	17
DENVER BRONCOS (13-4)	14	7	0	21	—	42

The Jaguars returned to the site of their historic playoff upset over Denver a year earlier, but the outcome was not to be the same. The Broncos took a 21-0 lead early in the second quarter, however the Jaguars closed the gap to 21-17 in the third quarter with a blocked punt returned for a touchdown and looked to make a rally. On the next series the defense forced a fumble, but the Jaguars could not capitalize as a fumbled snap at the Denver 16-yard line ended the Jaguars' momentum. The Broncos rolled up 511 yards on offense, 310 of them on the ground, and scored five rushing touchdowns in the game. The Jaguars held the ball for just 19:01, their lowest time of possession ever.

TEAM	QTR	TIME	SCORING PLAY	TEAM STATS	JAX	DEN
Den.	1	7:39	Davis 2 run (Elam kick)	First Downs	14	28
Den.	1	2:37	Smith 43 pass from Elway (Elam kick)	Total Yards	237	511
Den.	2	10:46	Davis 5 run (Elam kick)	Rushing Yards	50	310
Jax.	2	5:09	Means 1 run (Hollis kick)	Passing Yards	187	201
Jax.	3	13:33	Hollis 38 field goal	Att-Comp-Int	32-18-1	24-16-0
Jax.	3	9:16	Davis 29 blocked punt return (Hollis kick)	Third Downs	3-10	12-16
Den.	4	13:21	Loville 25 run (Elam kick)	Fourth Downs	0-1	1-1
Den.	4	3:43	Loville 8 run (Elam kick)	Punts-Avg.	4-29.5	3-33.0
Den.	4	1:11	Hebron 6 run (Elam kick)	Fumbles-Lost	1-1	3-2
				Penalties-Yards	9-54	9-94
				Possession	19:01	40:59

Attendance: 74,481 • **Temperature:** 27 degrees

RUSHING: Jaguars - Means 10-40 (1 TD), Stewart 1-6, Brunell 3-4, Broncos - Davis 31-184 (2 TD), Loville 11-103 (2 TD), Hebron 6-23 (1 TD), Elway 1-0

PASSING: Jaguars - Brunell 32-18-203, 0 TD, 1 INT, Broncos - Elway 24-16-223, 1 TD, 0 INT

RECEIVING: Jaguars - McCardell 6-55, Smith 6-55, Stewart 3-46, Jones 1-37, Mitchell 1-7, Means 1-3, Broncos - Davis 4-11, Smith 3-99 (1 TD), McCaffrey 2-33, Green 2-32, Sharpe 2-29, Griffith 2-9, Loville 1-10

SACKS: Jaguars 3 (Simmons 2, Hudson 1), Broncos 3 (Gordon 1, Price 1, Tanuvasa 1)

INTERCEPTIONS: Jaguars 0, Broncos 1 (Gordon)

PLAYOFF GAME SUMMARIES

1998 AFC WILD CARD PLAYOFF

JAGUARS 25, PATRIOTS 10
JANUARY 3, 1999 • ALLTEL STADIUM

NEW ENGLAND PATRIOTS (9-8)	0	0	7	3	—	10
JACKSONVILLE JAGUARS (12-5)	6	6	0	13	—	25

The Jaguars hosted their first-ever home playoff game and defeated the Patriots to advance to the divisional playoffs. Mark Brunell returned as the starter after missing nearly three games with a high-ankle sprain. For the Patriots, Scott Zolak started for the injured Drew Bledsoe. The Patriots did not score on their eight first-half possessions. The Jaguars took advantage and scored on two Mike Hollis field goals and a 13-yard run by Fred Taylor. New England scored 10 points before the Jaguars bounced back with 13 in the fourth quarter. Taylor's 162 yards rushing were the second-most in a postseason game in Jaguars' history, and his 33 attempts were the most. Hollis' four field goals without a miss extended his streak of consecutive field goals in the postseason to 12 and broke his postseason single-game record.

TEAM	QTR	TIME	SCORING PLAY	TEAM STATS	NE	JAX
Jax.	1	8:57	Hollis 35 field goal	First Downs	14	17
Jax.	1	2:01	Hollis 24 field goal	Total Yards	206	308
Jax.	2	5:58	Taylor 13 run (2-point run failed)	Rushing Yards	35	160
N.E.	3	4:27	Edwards 1 run (Vinatieri kick)	Passing Yards	171	148
N.E.	4	14:48	Vinatieri 27 field goal	Att-Comp-Int	44-21-1	34-14-0
Jax.	4	12:24	Smith 37 pass from Brunell (Hollis kick)	Third Downs	5-15	7-18
Jax.	4	5:52	Hollis 34 field goal	Fourth Downs	0-1	0-1
Jax.	4	1:44	Hollis 21 field goal	Punts-Avg.	8-47.3	6-44.8
				Fumbles-Lost	4-2	2-0
				Penalties-Yards	6-50	4-35
				Possession	28:00	32:00

Attendance: 71,139 • **Temperature:** 60 degrees
RUSHING: Jaguars - Taylor 33-162 (1 TD), Brunell 4-(-2), Patriots - Edwards 17-28 (1 TD), Shaw 1-4, Carter 1-3
PASSING: Jaguars - Brunell 34-14-161, 1 TD, 0 INT, Patriots - Zolak 44-21-190, 0 TD, 1 INT
RECEIVING: Jaguars - McCardell 6-72, Smith 5-56 (1 TD), Mitchell 1-22, D. Jones 1-8, Shelton 1-3, Patriots - Brown 4-46, Jefferson 4-30, Simmons 3-42, Edwards 3-33, Cullors 2-17, Coates 2-10, Carter 2-3, Purnell 1-9
SACKS: Jaguars 2 (Smeenge 1, Brackens 1), Patriots 2 (Spires 2)
INTERCEPTIONS: Jaguars 1 (Hudson), Patriots 0

1998 AFC DIVISIONAL PLAYOFF

JETS 34, JAGUARS 24
JANUARY 10, 1999 • GIANTS STADIUM

JACKSONVILLE JAGUARS (12-6)	0	7	7	10	—	24
NEW YORK JETS (13-4)	7	10	14	3	—	34

The Jaguars' season ended in 26 degree temperatures in New York, with the Jets jumping out to a 17-0 lead and coasting to the win. Jacksonville's only first-half score was a 52-yard pass from Mark Brunell to Jimmy Smith on the final play. The Jaguars couldn't stop New York's Keyshawn Johnson, who scored both rushing and receiving and also intercepted a pass. With the score 31-24 late in the fourth quarter, Brunell, who threw three TDs and three interceptions, had a chance to tie the game late after a Donovan Darius interception of Vinny Testaverde in the end zone. But the Jaguars went 3-and-out and the Jets added a field goal for their final points. Smith caught two TD passes and became the first Jaguar to have 100 receiving yards in a playoff game.

TEAM	QTR	TIME	SCORING PLAY	TEAM STATS	JAX	NYJ
NYJ	1	10:26	Johnson 21 pass from Testaverde (Hall kick)	First Downs	14	29
NYJ	2	10:35	Hall 52 field goal	Total Yards	251	429
NYJ	2	0:33	Johnson 10 run (Hall kick)	Rushing Yards	95	151
Jax.	2	0:00	Smith 52 pass from Brunell (Hollis kick)	Passing Yards	156	278
NYJ	3	9:13	Martin 1 run (Hall kick)	Att-Comp-Int	31-12-3	36-24-1
Jax.	3	8:08	McCardell 3 pass from Brunell (Hollis kick)	Third Downs	4-12	10-14
NYJ	3	2:16	Martin 1 run (Hall kick)	Fourth Downs	1-2	0-0
Jax.	4	9:58	Smith 19 pass from Brunell (Hollis kick)	Punts-Avg.	3-37.0	2-34.5
Jax.	4	6:38	Hollis 37 field goal	Fumbles-Lost	1-1	2-2
NYJ	4	0:24	Hall 30 field goal	Penalties-Yards	3-25	5-38
				Possession	20:44	39:16

Attendance: 78,817 • **Temperature:** 26 degrees
RUSHING: Jaguars - Taylor 20-86, Brunell 2-9, Jets - Martin 36-124 (2 TD), Johnson 2-28 (1 TD), Testaverde 1-(-1)
PASSING: Jaguars - Brunell 31-12-156, 3 TDs, 3 INTs, Jets - Testaverde 36-24-284, 1 TD, 1 INT
RECEIVING: Jaguars - Smith 5-104 (2 TD), McCardell 4-32 (1 TD), Mitchell 2-13, Banks 1-7, Jets - Johnson 9-121 (1 TD), Martin 6-58, Chrebet 4-45, Byars 2-11, Ward 1-18, Brady 1-17, Meggett 1-14
SACKS: Jaguars 1 (Hardy 1, Curry 1), Jets 0
INTERCEPTIONS: Jaguars 1 (Darius), Jets 3 (Brown, Johnson, Smith)

1999 AFC DIVISIONAL PLAYOFF

JAGUARS 62, DOLPHINS 7
JANUARY 15, 2000 • ALLTEL STADIUM

MIAMI DOLPHINS (10-8)	0	7	0	0	—	7
JACKSONVILLE JAGUARS (15-2)	24	17	14	7	—	62

Scoring on their first five possessions, the Jaguars advanced to their second AFC Championship game in four seasons with a record-setting defeat of Miami, in what would be Dan Marino's final game. The 62 points scored were the second-most in NFL postseason history and the most scored in an AFC playoff game, and the 55-point margin of victory was the second-largest in NFL postseason history. Mark Brunell returned to action after missing the season finale with a knee injury. Fred Taylor ran 90 yards for a touchdown, the longest in NFL postseason history. The 41 points in the first half also tied the NFL postseason record. Jay Fiedler connected with Jimmy Smith for a 70-yard touchdown to take a 48-7 lead. The Jaguars scored twice more in the game, on a touchdown catch by Alvis Whitted and a five-yard run by Chris Howard. The 62 points scored were the Jaguars' most ever.

TEAM	QTR	TIME	SCORING PLAY	TEAM STATS	MIA	JAX
Jax.	1	10:32	Smith 8 pass from Brunell (Hollis kick)	First Downs	10	21
Jax.	1	6:19	Hollis 45 field goal	Total Yards	131	520
Jax.	1	3:46	Taylor 90 run (Hollis kick)	Rushing Yards	21	257
Jax.	1	3:21	Brackens 16 fumble return (Hollis kick)	Passing Yards	110	263
Jax.	2	14:48	Taylor 39 pass from Brunell (Hollis kick)	Att-Comp-Int	41-16-2	20-12-1
Jax.	2	12:05	Stewart 25 run (Hollis kick)	Third Downs	2-13	8-16
Jax.	2	1:51	Hollis 28 field goal	Fourth Downs	0-2	0-0
Mia.	2	0:03	Gadsden 20 pass from Marino (Mare kick)	Punts-Avg.	9-39.6	5-39.0
Jax.	3	12:03	Smith 70 pass from Fiedler (Hollis kick)	Fumbles-Lost	6-5	1-1
Jax.	3	6:19	Whitted 38 pass from Fiedler (Hollis kick)	Penalties-Yards	9-88	7-51
Jax.	4	10:37	Howard 5 run (Hollis kick)	Possession	24:37	35:23

Attendance: 75,173 • **Temperature:** 57 degrees
RUSHING: Jaguars - Taylor 18-135 (1 TD), Stewart 11-62 (1 TD), Howard 15-54 (1 TD), Brunell 1-6, Shelton 1-0, Dolphins - Denson 6-10, Pritchett 2-10, Johnson 8-9, Hutton 1-(-8), Marino 1-0
PASSING: Jaguars - Brunell 9-5-105, 2 TDs, 0 INT; Fiedler 11-7-172, 2 TDs, 1 INT; Quinn 0-0-0, Dolphins - Marino 25-11-95, 1 TD, 2 INTs; Huard 16-5-46, 0 TD, 0 INT
RECEIVING: Jaguars - Smith 5-136 (2 TD), McCardell 4-52, Taylor 1-39 (1 TD), Whitted 1-38 (1 TD), Shelton 1-12, Dolphins - Gadsden 6-62 (1 TD), Konrad 3-30, McDuffie 2-19, Pritchett 2-7, Johnson 2-11, Drayton 1-2
SACKS: Jaguars 5 (Walker 2, Brackens 1, Leroy 1, Marts 1), Dolphins 2 (Bowens 1, Mixon 1)
INTERCEPTIONS: Jaguars 1 (Beasley), Dolphins 1 (Jackson)

1999 AFC CHAMPIONSHIP PLAYOFF

TITANS 33, JAGUARS 14
JANUARY 23, 2000 • ALLTEL STADIUM

TENNESSEE TITANS (16-3)	7	3	16	7	—	33
JACKSONVILLE JAGUARS (15-3)	7	7	0	0	—	14

The Jaguars' season came to a sudden end, as Tennessee defeated Jacksonville for the third time in the season. A record crowd of 75,206 saw the Jaguars get off to a fast start, with Kyle Brady scoring a touchdown on a seven-yard pass from Mark Brunell. The Titans responded with a nine-yard touchdown catch by Yancey Thigpen. Then the Jaguars took a 14-7 lead on a 33-yard TD run by James Stewart. But Reggie Barlow fumbled a punt that was recovered by the Titans and converted into a 34-yard field goal. The second half was all Tennessee, as the Titans scored 23 unanswered points and shut out the Jaguars. The Titans got a one-yard touchdown run by Steve McNair. Then came a safety of Mark Brunell, and on the free kick Derrick Mason returned the ball 80 yards for a touchdown. The Jaguars could not recover, as they had three turnovers in the last 16 minutes of the game. Tennessee scored once in the fourth quarter for the 33-14 final score.

TEAM	QTR	TIME	SCORING PLAY	TEAM STATS	TEN	JAX
Jax.	1	11:20	Brady 7 pass from Brunell (Hollis kick)	First Downs	17	20
Ten.	1	5:30	Thigpen 9 pass from McNair (Hollis kick)	Total Yards	289	360
Jax.	2	4:36	Stewart 33 run (Hollis kick)	Rushing Yards	177	144
Ten.	2	0:20	Del Greco 34 field goal	Passing Yards	112	216
Ten.	3	9:24	McNair 1 run (Del Greco kick)	Att-Comp-Int	23-14-1	38-14-2
Ten.	3	5:13	Brunell sacked by Evans and Fisk for safety	Third Downs	3-10	3-10
Ten.	3	4:56	Mason 80 free kick return (Del Greco kick)	Fourth Downs	0-0	0-2
Ten.	4	6:59	McNair 1 run (Del Greco kick)	Punts-Avg.	5-39.8	3-45.3
				Fumbles-Lost	5-3	5-4
				Penalties-Yards	5-39	9-100
				Possession	31:36	28:24

Attendance: 75,206 • **Temperature:** 68 degrees
RUSHING: Jaguars - Taylor 19-110, Stewart 3-35 (1 TD), Brunell 1-(-1), Titans - McNair 9-91 (2 TD), George 25-86
PASSING: Jaguars - Brunell 38-19-226, 1 TD, 2 INTs, Titans - McNair 23-14-112, 1 TD, 1 INT
RECEIVING: Jaguars - McCardell 6-67, Smith 5-92, Brady 5-44 (1 TD), Taylor 2-16, Jones 1-7, Titans - Harris 3-33, George 3-19, Byrd 2-19, Thigpen 2-16 (1 TD), Wycheck 2-12, Dyson 1-12, Neal 1-1
SACKS: Jaguars 1 (Brackens 1), Titans 3 (Bishop 1, Holmes 1, Evans 0.5, Fisk 0.5)
INTERCEPTIONS: Jaguars 1 (Bryant), Titans 2 (Mitchell, Robertson)

PLAYOFF GAME SUMMARIES

2005 AFC WILD CARD PLAYOFF

PATRIOTS 28, JAGUARS 3
JANUARY 7, 2006 • GILLETTE STADIUM

JACKSONVILLE JAGUARS (12-5)	0	3	0	0	—	3
NEW ENGLAND PATRIOTS (11-6)	0	7	14	7	—	28

The Jaguars returned to the postseason for the first time since 1999 but saw their season end at New England with a 28-3 loss to the Patriots. The first quarter ended scoreless as both teams punted on their first two possessions. The Jaguars stopped the Patriots on downs on fourth-and-10 to end the quarter. The Patriots began the scoring with a six-play, 37-yard drive that was capped off with an 11-yard touchdown pass from Tom Brady to Troy Brown. The Jaguars next drive was thwarted after 33 yards when Alvin Pearman lost a fumble at the Patriots' 44-yard line. After two punts, the Jaguars scored their only points on a Josh Scobee 36-yard field goal with 1:05 remaining in the half. The Patriots erupted with back-to-back touchdown drives to start the second half. Each drive ended with Brady touchdown passes, the first to David Givens for three yards and the second for 63 yards to Benjamin Watson. On the Jaguars ensuing drive, Byron Leftwich was intercepted on fourth-and-five by Asante Samuel, who returned the pick 73 yards for a touchdown. David Garrard replaced Leftwich for the final three drives which ended with a 41-yard missed field goal and two turnovers on downs.

TEAM	QTR	TIME	SCORING PLAY	TEAM STATS	JAX	NE
N.E.	2	12:08	Brown 11 pass from Brady (Vinatieri kick)	First Downs	15	17
Jax.	2	1:05	Scobee 36 field goal	Total Yards	292	307
N.E.	3	7:13	Givens 3 pass from Brady (Vinatieri kick)	Rushing Yards	87	118
N.E.	3	3:03	Watson 63 pass from Brady (Vinatieri kick)	Passing Yards	205	189
N.E.	4	14:46	Samuel 73 interception return (Vinatieri kick)	Att-Comp-Int	39-21-1	27-15-0
				Third Downs	1-12	7-14
				Fourth Downs	1-4	0-1
				Punts-Avg.	5-41.8	5-39.2
				Fumbles-Lost	2-1	4-0
				Penalties-Yards	8-40	4-32
				Possession	29:34	30:28

Attendance: 68,756 • **Temperature:** 24 degrees

RUSHING: Jaguars - Leftwich 3-26, Taylor 8-24, G. Jones 2-15, Garrard 2-14, Pearman 2-8, Patriots - Faulk 6-51, Dillon 17-40, Davis 1-13, Brady 2-9, Pass 1-6, Cassel 1(-1)

PASSING: Jaguars - Leftwich 31-18-179, 0 TDs, 1 INT; Garrard 8-3-68, 0 TDs, 0 INTs, Patriots - Brady 27-15-201, 3 TDs, 0 INTs

RECEIVING: Jaguars - M. Jones 6-94, Williams 4-56, Wilford 4-53, J. Smith 3-30, Taylor 3-13, Brady 1-1, Patriots - Watson 5-91 (1 TD), Faulk 4-45, Branch 2-3, Dillon 1-12, Brown 1-11 (1 TD), Givens 1-3 (1 TD), Davis 1-3

SACKS: Jaguars 4 (Smith 1, Peterson 1, Hayward 1, Meier 1), Patriots 6 (McGinest 4.5, Colvin1, Seymour0.5)

INTERCEPTIONS: Jaguars 0, Patriots 1 (Samuel [TD])

2007 AFC WILD CARD PLAYOFF

JAGUARS 31, STEELERS 29
JANUARY 5, 2008 • HEINZ FIELD

JACKSONVILLE JAGUARS (12-5)	7	14	7	3	—	31
PITTSBURGH STEELERS (10-7)	7	0	3	19	—	29

The Jaguars got their first playoff win since the 1999 season and their first under head coach Jack Del Rio with a 31-29 victory, marking the first team to win twice in Pittsburgh in one season. The Jaguars held an 18-point lead at the start of the fourth quarter but trailed by one with six minutes to play. The Jaguars forced the Steelers to punt and David Garrard ran for 32 yards on fourth-and-two with less than two minutes remaining. Four plays later Josh Scobee hit the game-winning field goal from 25 yards. Bobby McCray sacked Ben Roethlisberger on the Steelers' next play and forced a fumble that was recovered by Derek Landri to seal the win.

TEAM	QTR	TIME	SCORING PLAY	TEAM STATS	JAX	PIT
Pit.	1	10:03	Davenport 1 run (Reed kick)	First Downs	14	24
Jax.	1	9:39	Taylor 1 run (Scobee kick)	Total Yards	239	340
Jax.	2	10:19	Mathis 63 int. (Scobee kick)	Rushing Yards	135	43
Jax.	2	8:34	Jones-Drew 43 pass from Garrard (Scobee kick)	Passing Yards	104	297
Pit.	3	9:24	Reed 28 field goal	Att-Comp-Int	21-9-2	42-29-3
Jax.	3	4:39	Jones-Drew 10 run (Scobee kick)	Third Downs	4-11	7-14
Pit.	4	14:53	Holmes 37 pass from Roethlisberger(Reed kick)	Fourth Downs	1-1	1-1
Pit.	4	10:25	Miller 14 pass from Roethlisberger(Reed kick)	Punts-Avg.	4-50.0	4-44.3
Pit.	4	6:21	Davenport 1 run (pass failed)	Fumbles-Lost	0-0	1-1
Jax.	4	0:37	Scobee 25 field goal	Penalties-Yards	6-40	5-50
				Possession	27:01	32:59

Attendance: 63,629 • **Temperature:** 39 degrees

RUSHING: Jaguars - Garrard 5-58, Taylor 16-48 (1 TD), Jones-Drew 8-29 (1 TD), Steelers - Davenport 16-25 (2 TDs), Roethlisberger 4-13, Davis 3-3, Russell 3-2

PASSING: Jaguars - Garrard 21-9-140, 1 TD, 2 INTs, Steelers - Roethlisberger 42-29-337, 2 TDs, 3 INTs

RECEIVING: Jaguars - Wilford 2-39, Williams 2-23, Lewis 2-16, Jones-Drew 1-43 (1 TD), Northcutt 1-17, Taylor 1-2, Steelers - Ward 10-135, Miller 8-85 (1 TD), Holmes 3-49 (1 TD), Davenport 2-23, Davis 2-14, Wilson 1-10, Washington 1-8, Spaeth 1-7, Russell 1-6

SACKS: Jaguars 6 (Mincey 1, McCray 1, Meier 1, Landri 1, Henderson 1, Spicer 1), Steelers 4 (Woodley 2, Harrison 1.5, Farrior 0.5)

INTERCEPTIONS: Jaguars 3 (Mathis 2 [TD], Landri), Steelers 2 (Farrior, Taylor)

2007 AFC DIVISIONAL PLAYOFF

PATRIOTS 31, JAGUARS 20
JANUARY 12, 2008 • GILLETTE STADIUM

JACKSONVILLE JAGUARS (12-6)	7	7	3	3	—	20
NEW ENGLAND PATRIOTS (17-0)	7	7	14	3	—	31

The Jaguars ended their playoff run with a 31-20 loss to the Patriots at Gillette Stadium. The undefeated Patriots improved to 17-0 with the win. The Jaguars finished the first half with a 14-14 tie, but were outscored 14-3 in the third quarter by the Patriots. David Garrard led the Jaguars with two touchdowns but two costly drops in the endzone in the second half led to two Jaguars field goal.

TEAM	QTR	TIME	SCORING PLAY	TEAM STATS	JAX	NE
Jax.	1	10:50	M.Jones 8 pass from Garrard (Scobee kick)	First Downs	22	24
N.E.	1	5:01	Watson 3 pass from Brady (Gostkowski kick)	Total Yards	350	403
N.E.	2	14:57	Maroney 1 run (Gostkowski kick)	Rushing Yards	80	145
Jax.	2	7:46	Wilford 6 pass from Garrard (Scobee kick)	Passing Yards	270	258
N.E.	3	8:49	Welker 6 pass from Brady (Gostkowski kick)	Att-Comp-Int	33-22-1	28-26-0
Jax.	3	4:04	Scobee 39 field goal	Third Downs	4-10	6-10
N.E.	3	0:49	Watson 9 pass from Brady (Gostkowski kick)	Fourth Downs	2-3	1-1
Jax.	4	9:44	Scobee 25 field goal	Punts-Avg.	1-50.0	1-30.0
N.E.	4	6:39	Gostkowski 35 field goal	Fumbles-Lost	2-1	0-0
				Penalties-Yards	5-42	6-74
				Possession	27:18	32:42

Attendance: 68,756 • **Temperature:** 37 degrees

RUSHING: Jaguars - Taylor 13-47, Jones-Drew 6-19, Garrard 3-14, Patriots - Maroney 22-122 (1 TD), Welker 1-13, Faulk 4-9, Brady 2-1

PASSING: Jaguars - Garrard 33-22-278, 2 TDs, 1 INT, Patriots - Brady 28-26-262, 3 TDs, 0 INTs

RECEIVING: Jaguars - Jones-Drew 6-49, Lewis 4-74, Northcutt 4-42, M. Jones 3-48 (1 TD), Wilford 2-21 (1 TD), Williams 1-25, G. Jones 1-12, Smolko 1-7, Patriots - Welker 9-54 (1 TD), Faulk 5-36, Stallworth 3-68, Gaffney 3-26, Maroney 2-40, Watson 2-12 (2 TDs), Moss 1-14, Brady 1-12

SACKS: Jaguars 1 (Henderson 1), Patriots 1 (Warren 1)

INTERCEPTIONS: Jaguars 0, Patriots 1 (Harrison)

OVERALL PLAYOFF APPEARANCES



Seasons the Jaguars made the NFL Playoffs: 6 (1996, 1997, 1998, 1999, 2005 and 2007)

Total games in the NFL Playoffs: 11 (5-6)



Appearances in the AFC WILD CARD ROUND: 5

DATE	OPPONENT	RESULT	SCORE
12/28/1996	at Buffalo	WIN	30-27
12/27/1997	at Denver	LOSS	17-42
01/03/1999	vs. NEW ENGLAND	WIN	25-10
01/07/2006	at New England	LOSS	3-28
01/05/2008	at Pittsburgh	WIN	31-29



Appearances in the AFC DIVISIONAL ROUND: 4

DATE	OPPONENT	RESULT	SCORE
01/04/1997	at Denver	WIN	30-27
01/10/1999	at N.Y. Jets	LOSS	24-34
01/15/2000	vs. MIAMI	WIN	62-7
01/12/2008	at New England	LOSS	20-31



Appearances in the AFC CHAMPIONSHIP GAME: 2

DATE	OPPONENT	RESULT	SCORE
01/12/1997	at New England	LOSS	6-20
01/23/2000	vs. TENNESSEE	LOSS	33-14

ATTENDANCE & WEATHER RECORDS



ANNUAL ATTENDANCE NUMBERS

Year	Home Total (Average)	Road Total (Average)	Total (Average)
2016*	517,172 (64,467)	514,067 (64,258)	1,031,239 (64,492)
2015*	514,268 (64,284)	542,243 (67,781)	1,056,511 (66,032)
2014*	524,335 (65,541)	542,292 (67,786)	1,066,627 (66,664)
2013*	503,140 (62,892)	525,079 (65,634)	1,028,219 (64,263)
2012	519,872 (64,984)	490,698 (61,337)	1,010,570 (63,160)
2011	498,655 (62,331)	551,000 (68,875)	1,049,655 (65,603)
2010	504,262 (63,033)	557,341 (69,688)	1,061,603 (66,351)
2009	397,214 (49,652)	553,947 (69,243)	951,161 (59,448)
2008	522,778 (65,347)	531,535 (66,442)	1,054,313 (65,895)
2007	522,261 (65,283)	544,420 (68,053)	1,066,681 (66,668)
2006	534,866 (66,858)	569,186 (71,148)	1,104,052 (69,003)
2005	525,519 (65,690)	512,337 (64,042)	1,037,856 (64,866)
2004	555,464 (69,433)	496,092 (62,012)	1,051,556 (65,722)
2003	449,700 (56,213)	552,556 (69,070)	1,002,256 (62,641)
2002	450,216 (56,277)	525,010 (65,626)	975,226 (60,952)
2001	483,542 (60,443)	504,237 (63,030)	987,779 (61,736)
2000	482,510 (60,314)	509,447 (63,681)	991,957 (61,997)
1999	540,805 (67,601)	524,545 (65,568)	1,065,350 (66,584)
1998	561,472 (70,184)	490,956 (61,370)	1,052,428 (65,777)
1997	557,547 (69,693)	420,543 (52,568)	978,090 (61,130)
1996	533,533 (66,692)	382,383 (47,798)	915,916 (57,245)
1995	554,814 (69,352)	467,619 (58,452)	1,022,433 (63,902)

* Includes home game at Wembley Stadium in London, U.K.



EXTREME CONDITIONS

WARMEST GAMES

Rk.	Date	Opponent	Result	Temp.
1.	Sept. 11, 2016	Green Bay Packers	L, 23-27	90
	Sept. 12, 2010	Denver Broncos	W, 24-17	90
3.	Sept. 26, 2010	Philadelphia Eagles	L, 3-28	89
4.	Oct. 7, 2012	Chicago Bears	L, 3-41	88
	Sept. 16, 2007	Atlanta Falcons	W, 13-7	88
	Sept. 20, 1998	Tennessee Titans	W, 27-22	88
	Sept. 6, 1998	Chicago Bears	W, 24-23	88
8.	Sept. 11, 2011	Tennessee Titans	W, 16-14	87
	Oct. 6, 2002	Philadelphia Eagles	W, 28-25	87
	Sept. 29, 2002	New York Jets	W, 28-3	87
	Sept. 8, 1996	Houston Texans	L, 27-34	87

COLDEST GAMES

Rk.	Date	Opponent	Result	Temp.
1.	Dec. 17, 2000	at Cincinnati Bengals	L, 14-17	9
2.	Dec. 19, 2004	at Green Bay Packers	W, 28-25	12
3.	Jan. 3, 2010	at Cleveland Browns	L, 17-23	16
4.	Dec. 7, 2008	at Chicago Bears	L, 10-23	19
5.	Dec. 23, 2000	at New York Giants	L, 25-28	23
6.	Jan. 7, 2006	at New England Patriots	L, 3-28	24
7.	Dec. 14, 2003	at New England Patriots	L, 13-27	25
8.	Jan. 10, 1999*	at New York Jets	L, 24-34	26
9.	Jan. 12, 1997*	at New England Patriots	L, 6-20	27
10.	Dec. 4, 2005	at Cleveland Browns	W, 20-14	28

* Postseason game
(All degrees in Fahrenheit)



SINGLE-GAME ATTENDANCE RECORDS

• The Jaguars have played at EverBank Field, previously known as Jacksonville Municipal Stadium (1995-96, 2007-09) and Alltel Stadium (1997-2006), since the franchise's inaugural season in 1995. The stadium originally opened with a seating capacity of 73,000, which later expanded to 76,867. Since 2014, the Jaguars removed over 12,000 seats as part of renovations to install a pool deck, end zone cabanas and upgraded club suites at EverBank Field, reducing the stadium capacity for NFL games to 64,341. The largest crowd ever at EverBank Field was 85,413 for an NCAA football game between Florida State and Alabama on Sept. 29, 2007.

HOME ATTENDANCE RECORDS

Rk.	Date	Opponent	Result	Attendance
1.	Dec. 5, 2004	Pittsburgh Steelers	L, 16-17	76,877
2.	Jan. 23, 2000*	Tennessee Titans	L, 14-33	75,206
3.	Jan. 15, 2000*	Miami Dolphins	W, 62-7	75,173
4.	Dec. 28, 1998	Pittsburgh Steelers	W, 21-3	74,143
5.	Oct. 12, 1998	Miami Dolphins	W, 28-21	74,051
6.	Dec. 7, 1997	New England Patriots	L, 20-26	73,446
7.	Oct. 3, 2004	Indianapolis Colts	L, 17-24	73,114
8.	Sept. 22, 1997	Pittsburgh Steelers	W, 30-21	73,016
9.	Sept. 1, 1995	Houston Oilers	L, 3-10	72,363
10.	Nov. 15, 1998	Tampa Bay Buccaneers	W, 29-24	72,974

ROAD ATTENDANCE RECORDS

Rk.	Date	Opponent	Result	Attendance
1.	Oct. 1, 2006	Washington Redskins	L, 30-36 (OT)	89,450
2.	Oct. 31, 2010	Dallas Cowboys	W, 35-17	81,395
3.	Sept. 14, 2014	Washington Redskins	L, 10-41	80,037
4.	Sept. 19, 2011	New York Jets	L, 3-32	78,834
5.	Jan. 10, 1999*	New York Jets	L, 24-34	78,817
6.	Nov. 28, 2010	New York Giants	L, 20-24	78,533
7.	Nov. 3, 2002	New York Giants	L, 17-24	78,337
8.	Oct. 11, 1999	New York Jets	W, 16-6	78,216
9.	Nov. 8, 2015	New York Jets	L, 23-28	78,160
10.	Sept. 15, 2002	Kansas City Chiefs	W, 23-16	77,934

* Postseason game



INTERNATIONAL SERIES CROWDS

• In 2007, the NFL International Series commenced with teams playing regular season games at Wembley Stadium in London, United Kingdom. Jacksonville, which has participated in the International Series annually since 2013, has posted three of the top eight NFL crowds at Wembley Stadium, including the venue's second-largest attendance for such an event on Oct. 25, 2015 vs. Buffalo (84,021).

NFL INTERNATIONAL SERIES ATTENDANCE RECORDS

Rk.	Date	Matchup/Result	Attendance
1.	Oct. 25, 2009	New England 35, Tampa Bay 7	84,254
2.	Oct. 25, 2015	Buffalo 31, Jacksonville 34	84,021
3.	Oct. 28, 2012	New England 45, St. Louis 7	84,004
4.	Oct. 4, 2015	N.Y. Jets 27, Miami 14	83,986
5.	Oct. 31, 2010	Denver 16, San Francisco 24	83,941

PRIME TIME GAMES



JAGUARS IN PRIME TIME

SUNDAY NIGHT (5-6)

9/24/95 vs. Green Bay (TNT)	L	14-24
12/15/96 vs. Seattle (ESPN)	W	20-13
12/20/98 at Minnesota (ESPN)	L	10-50
11/21/99 vs. New Orleans (ESPN)	W	41-23
10/8/00 vs. Baltimore (ESPN)	L	10-15
11/19/00 at Pittsburgh (ESPN)	W	34-24
11/3/02 at New York Giants (ESPN)	L	17-24
11/30/03 vs. Tampa Bay (ESPN)	W	17-10
12/5/04 vs. Pittsburgh (ESPN)	L	16-17
10/9/05 vs. Cincinnati (ESPN)	W	23-20
10/5/08 vs. Pittsburgh (NBC)	L	21-26

THURSDAY NIGHT (4-6)

12/02/99 vs. Pittsburgh (ESPN)	W	20-6
10/18/01 vs. Buffalo (ESPN)	L	10-13
12/18/08 vs. Indianapolis (NFL Network)	L	24-31
12/17/09 vs. Indianapolis (NFL Network)	L	31-35
12/15/11 at Atlanta (NFL Network)	L	14-41
11/08/12 vs. Indianapolis (NFL Network)	L	10-27
12/05/13 vs. Houston (NFL Network)	W	27-20
12/18/14 vs. Tennessee (NFL Network)	W	21-13
11/19/15 vs. Tennessee (NFL Network)	W	19-13
10/27/16 at Tennessee (NFL Network)	L	22-36

MONDAY NIGHT (8-7)

9/22/97 vs. Pittsburgh (ABC)	W	30-21
10/12/98 vs. Miami (ABC)	W	28-21
12/28/98 vs. Pittsburgh (ABC)	W	21-3
10/11/99 at New York Jets (ABC)	W	16-6
12/13/99 vs. Denver (ABC)	W	27-24
9/25/00 at Indianapolis (ABC)	L	14-43
10/16/00 at Tennessee (ABC)	L	13-27
12/3/01 vs. Green Bay (ABC)	L	21-28
9/18/06 vs. Pittsburgh (ESPN)	W	9-0
11/20/06 vs. New York Giants (ESPN)	W	26-10
10/22/07 vs. Indianapolis (ESPN)	L	7-29
12/1/08 at Houston (ESPN)	L	17-30
10/18/10 vs. Tennessee (ESPN)	L	3-30
10/24/11 vs. Baltimore (ESPN)	W	12-7
12/5/11 vs. San Diego (ESPN)	L	14-38



JAGUARS IN PRIME TIME

• Jacksonville has played in 36 nationally-televised prime-time games in the franchise's 22-season history, posting a 17-19 (.472) record in prime-time contests.

• In prime-time matchups, the Jaguars have gone **15-12** (.556) at home and **2-7** (.222) on the road. Jacksonville has played eight of its last 10 and 16 of its last 19 prime-time contests at EverBank Field.

• The Jaguars own an **8-7** (.533) record on Monday Night Football, a **5-6** (.455) record on Sunday Night Football and a **4-6** (.400) record on Thursday Night Football.

Date	Opponent	Network	Result
Oct. 27, 2016	at Tennessee Titans*	NFL Network	L, 22-36
Nov. 19, 2015	Tennessee Titans*	NFL Network	W, 19-13
Dec. 18, 2014	Tennessee Titans*	NFL Network	W, 21-13
Dec. 5, 2013	Houston Texans*	NFL Network	W, 27-20
Nov. 8, 2012	Indianapolis Colts*	NFL Network	L, 10-27
Dec. 15, 2011	at Atlanta Falcons*	NFL Network	L, 14-41
Dec. 5, 2011	San Diego	ESPN	L, 14-38
Oct. 24, 2011	Baltimore Ravens	ESPN	W, 12-7
Oct. 18, 2010	Tennessee Titans	ESPN	L, 3-30
Dec. 17, 2009	Indianapolis Colts*	NFL Network	L, 31-35
Dec. 18, 2008	Indianapolis Colts*	NFL Network	L, 24-31
Dec. 1, 2008	at Houston Texans	ESPN	L, 17-30
Oct. 5, 2008	Pittsburgh Steelers #	NBC	L, 21-26
Oct. 22, 2007	Indianapolis Colts	ESPN	L, 7-29
Nov. 20, 2006	New York Giants	ESPN	W, 26-10
Sept. 18, 2006	Pittsburgh Steelers	ESPN	W, 9-0
Oct. 9, 2005	Cincinnati Bengals #	ESPN	W, 23-20
Dec. 5, 2004	Pittsburgh Steelers #	ESPN	L, 16-17
Nov. 30, 2003	Tampa Bay Buccaneers #	ESPN	W, 17-10
Nov. 3, 2002	at New York Giants #	ESPN	L, 17-24
Dec. 3, 2001	Green Bay Packers	ABC	L, 21-28
Oct. 18, 2001	Buffalo Bills*	ESPN	L, 10-13
Nov. 19, 2000	at Pittsburgh Steelers #	ESPN	W, 34-24
Oct. 16, 2000	at Tennessee Titans	ABC	L, 13-27
Oct. 8, 2000	Baltimore Ravens #	ESPN	L, 10-15
Sept. 25, 2000	at Indianapolis Colts	ABC	L, 14-43
Dec. 13, 1999	Denver Broncos	ABC	W, 27-24
Dec. 2, 1999	Pittsburgh Steelers*	ESPN	W, 20-6
Nov. 21, 1999	New Orleans Saints #	ESPN	W, 41-23
Oct. 11, 1999	at New York Jets	ABC	W, 16-6
Dec. 28, 1998	Pittsburgh Steelers	ABC	W, 21-3
Dec. 20, 1998	at Minnesota Vikings #	ESPN	L, 10-50
Oct. 12, 1998	Miami Dolphins	ABC	W, 28-21
Sept. 22, 1997	Pittsburgh Steelers	ABC	W, 30-21
Dec. 15, 1996	Seattle Seahawks #	ESPN	W, 20-13
Sept. 24, 1995	Green Bay Packers #	TNT	L, 14-24

BOLD: Monday night game

* Thursday night game

Sunday night game



PRIME TIME YEAR-BY-YEAR

YEAR	SEASON RECORD	PRIME TIME	NETWORK
1995	4-12	1	TNT
1996	9-7	1	ESPN
1997	11-5	1	ABC
1998	11-5	3	ESPN, ABC (2)
1999	14-2	4	ESPN (2), ABC (2)
2000	7-9	4	ABC (2), ESPN (2)
2001	6-10	2	ESPN, ABC
2002	6-10	1	ESPN
2003	5-11	1	ESPN
2004	9-7	1	ESPN
2005	12-4	1	ESPN
2006	8-8	2	ESPN (2)
2007	11-5	1	ESPN
2008	5-11	3	NBC, ESPN, NFL Network
2009	7-9	1	NFL Network
2010	8-8	1	ESPN
2011	5-11	3	ESPN (2), NFL Network
2012	2-14	1	NFL Network
2013	4-12	1	NFL Network
2014	3-13	1	NFL Network
2015	5-11	1	NFL Network
2016	3-13	1	NFL Network

OVERTIME APPEARANCES

OVERTIME GAMES

LOCATION	W	L	T	WON TOSS	LOST TOSS
HOME	3	1	0	4	0
ROAD	4	7	0	4	7
TOTALS	7	8	0	8	7

September 22, 1996 — at New England 28, Jacksonville 25

After spotting New England a 22-0 lead, the Jaguars rallied in the second half, scoring three touchdowns on 51-, 41- and 61-yard completions from Mark Brunell and a Mike Hollis field goal, to tie the score at 25-25. The Patriots had the only possession in overtime and won on a 40-yard field goal by Adam Vinatieri.

November 24, 1996 — Jacksonville 28, at Baltimore 25

The Ravens led 25-10 going into the fourth quarter. After a touchdown pass from Mark Brunell to Pete Mitchell, the defense recovered a fumble at the Ravens' 19-yard line. Brunell found Willie Jackson six plays later, and Brunell ran in for the two-point conversion to tie the game at 25-25 with 1:24 remaining. The Jaguars won the toss, but were forced to punt. The Ravens fumbled, and Jacksonville drove down the field, with Mike Hollis winning the game with a 34-yard field goal.

October 26, 1997 — at Pittsburgh 23, Jacksonville 17

The Jaguars took a 10-0 lead into the second half, but Pittsburgh came back to take a 14-10 fourth-quarter lead. After a Mark Brunell TD pass to Pete Mitchell, the Jaguars took a 17-14 lead. The Steelers scored on a 19-yard field goal at the end of the fourth quarter to tie the game 17-17. The Steelers won the toss and scored on a 17-yard shovel pass from Kordell Stewart to Jerome Bettis.

October 29, 2000 — Jacksonville 23, at Dallas 17

The Jaguars ended a five-game losing streak with a 23-17 overtime road victory over the Cowboys, with Alvis Whitted scoring on a 37-yard pass from Mark Brunell on the first series of overtime for his second touchdown of the game. Brunell threw for three TDs and tied a team record for passing accuracy, as he completed 20 of 24 passes. Kyle Brady caught 10 of those passes for 134 yards, as he eclipsed the 100-yard mark for the second straight week.

November 14, 2004 — at Jacksonville 23, Detroit 17

The Jaguars continued their dramatic play with a 23-17 overtime win over the Detroit Lions at ALLTEL Stadium. David Garrard started his first game since 2002 in place of injured Byron Leftwich and led the team with 198 yards passing and two touchdowns. Jimmy Smith caught the game-winning 36-yard touchdown pass from Garrard in overtime. The Lions erased a 17-3 fourth-quarter lead with two Eddie Drummond touchdown returns.

September 25, 2005 — Jacksonville 26, at New York Jets 20

The Jaguars defeated the New York Jets 26-20 on a game-winning 36-yard touchdown pass from Byron Leftwich to Jimmy Smith at the Meadowlands. Both teams began the overtime with interceptions and after forcing the Jets to punt on their third drive, Leftwich threw 36 yards for the game-winner.

October 16, 2005 — Jacksonville 23, at Pittsburgh 17

The Jaguars defeated the Steelers 23-17 in Pittsburgh on a dramatic 41-yard interception return for a touchdown by Rashean Mathis in overtime. The Steelers won the toss and Quincy Morgan returned the kickoff 74 yards. On third down Maddox fumbled the snap and Reggie Hayward recovered the ball. The Jaguars stalled on offense and Chris Hanson recorded his team record-tying ninth punt of the game. Two plays later Mathis ended the game with his interception.

October 1, 2006 — at Washington 36, Jacksonville 30

Jacksonville erased a 10-point deficit in the fourth quarter to force overtime, but Washington scored on the opening possession of the extra period on a 68-yard touchdown reception by Santana Moss from Mark Brunell to claim a 36-30 win at FedExField.

September 28, 2008 — at Jacksonville 30, Houston 27

The Jaguars and Texans both scored 10 points in the fourth quarter to force overtime, but the Jaguars won the toss and David Garrard drove the Jaguars 51 yards in six plays and Josh Scobee connected on a 37-yard field goal for the game winner.

October 18, 2009 — at Jacksonville 23, St. Louis 20

The Jaguars won the toss in overtime and never gave the football up in a 23-20 victory over the Rams. Starting from the 20-yard line, David Garrard engineered a 13 play, 62-yard drive, which included a mixture of passes and runs to set up the 36-yard game-winning field goal by Josh Scobee.

December 26, 2010 — Washington 20, at Jacksonville 17

The Jaguars got the ball first, but they began at their own 11 following a miscue on the kickoff return. On third down David Garrard's pass was intercepted by Kevin Barnes at Jacksonville's 22, and three plays later Graham Gano hit the game-winner from 31 yards.

September 9, 2012 — at Minnesota 26, Jacksonville 23

After the Jaguars took a 23-20 lead with 20 seconds left, Minnesota took advantage of a short kickoff to start at its 31-yard line with 14 seconds remaining. Christian Ponder completed passes for 26 and 6 yards to reach the Jacksonville 37, from where Blair Walsh booted a 55-yard field goal to tie it at 23-23 as time expired in regulation. In overtime the Vikings used eight plays to go 55 yards, setting up Walsh's fourth field goal from 38 yards. The Vikings defense then held as the Jaguars failed to convert a first down.

October 21, 2012 — at Oakland 26, Jacksonville 23

For the second time in six games the Jaguars suffered a heart-breaking overtime loss on the road. In overtime, the Jaguars had the first possession, and on third down Chad Henne completed a pass to Cecil Shorts who fumbled and the Raiders recovered at the Jacksonville 21. From there Sebastian Janikowski kicked a 40-yard field goal to win the game.

November 18, 2012 — at Houston 43, Jacksonville 37

In overtime, Houston won the coin toss and took 14 plays to set up Shayne Graham's third field goal, from 25 yards. The Jaguars responded with an 11-play, 53-yard drive capped by Josh Scobee's third field goal that followed a 4th-and-10 conversion and a 28-yard run by Jalen Parmele to the Houston six. With the score tied at 37-37 Derek Cox intercepted Matt Schaub on the next series to set the Jaguars up at the Houston 47, but this time the Jaguars' 4th-and-10 conversion failed. Two plays later Schaub hit Andre Johnson with a short pass that he took 48 yards for the game-winner 12:59 into the overtime period.

October 4, 2015 — at Indianapolis 16, Jacksonville 13

The Jaguars took a 13-10 lead into the second half, but Indianapolis scored a 32-yard field goal during the third quarter to tie the game 13-13. After a punt by both teams in overtime, the Jaguars drove to the Colts' 30-yard line, but Myers missed a 48-yard FG try on fourth-and-eight with 8:18 remaining in the first overtime period. Six plays later, Vinatieri kicked the game-winning 27-yard FG to seal the 16-13 victory.



RECORD BOOK

YEARLY STATISTICS

YEARLY TEAM OFFENSE

YEAR	Yd/G	Yd/Ply	RnYd/G	Yd/Rsh	PsYd/G	NYd/At	3rdCv%	4thCv%	RZEFF	G2Geff	TOP	PS/G
2016	334.9	5.1	101.9	4.16	233.0	5.96	35.3	43.8	60.0	79.0	29:09	19.9
2015	348.8	5.51	92.1	4.16	256.8	6.77	35.1	43.3	43.7	72.4	27:52	23.5
2014	289.6	4.69	102.1	4.54	187.6	5.39	31.9	36.8	40.6	66.7	27:11	15.6
2013	293.8	4.61	78.8	3.33	215.1	5.81	31.1	43.3	43.9	50.0	27:22	15.4
2012	299.3	4.82	85.6	3.82	213.7	5.83	29.6	30.8	44.4	66.7	28:01	15.9
2011	259.3	4.14	123.1	4.03	136.2	4.65	33.6	35.3	48.6	50.0	30:01	22.1
2010	341.3	5.36	149.7	4.68	191.6	6.54	39.9	64.0	63.0	77.8	31:48	22.1
2009	336.6	5.33	126.8	4.54	209.8	6.47	45.1	57.1	51.1	66.7	30:21	18.1
2008	319.1	5.08	110.9	4.16	208.3	6.20	40.8	58.9	55.6	69.2	31:29	18.9
2007	357.4	5.60	149.4	4.58	208.0	7.10	45.7	57.6	56.9	65.6	32:07	23.9
2006	338.9	5.48	158.8	4.95	180.1	6.46	39.2	50.0	57.7	72.0	32:14	22.3
2005	321.8	5.04	122.4	3.90	199.4	6.55	41.3	40.0	59.2	72.2	31:52	22.6
2004	313.1	5.05	115.6	4.15	197.4	6.16	36.9	55.6	42.2	58.8	30:38	16.3
2003	334.9	5.23	129.6	4.31	205.3	6.38	37.0	50.0	44.4	66.7	30:09	17.3
2002	303.2	5.06	130.6	4.59	172.6	5.98	34.3	69.2	54.9	73.1	28:38	20.5
2001	302.5	4.99	100.0	4.30	202.5	6.07	35.4	24.0	50.0	72.7	28:01	18.4
2000	355.6	5.27	127.0	4.22	228.6	7.24	42.6	35.7	47.4	65.5	31:32	22.9
1999	349.1	5.15	130.7	4.07	218.4	6.95	40.0	50.0	46.0	63.9	31:57	24.8
1998	325.9	5.27	131.4	4.32	194.5	7.22	42.7	50.0	---	---	28:59	24.5
1997	339.0	5.43	107.5	3.79	231.5	7.78	39.2	41.7	---	---	29:40	24.6
1996	360.0	5.55	103.1	3.83	256.9	7.84	41.8	62.5	---	---	31:18	20.3
1995	280.9	4.67	106.6	4.16	174.4	6.35	36.1	40.0	---	---	28:37	17.2

BOLD: Led the NFL

AIM HIGH AGAINST AFC SOUTH

The Jaguars averaged 25.2 points per game against division opponents in 2016, tied for the second-highest average in single-season franchise history. The Jaguars also scored more total points against AFC South opponents than any other team in the division.

MOST POINTS PER GAME vs. AFC SOUTH, SINGLE-SEASON, FRANCHISE HISTORY

Rank	Year	Points
1.	1998	25.4
2.	2016	25.2
	2005	25.2
4.	1997	24.8
5.	2015	24.7

FINISHING STRONG

In the months of December and January, Jacksonville recorded 32 passes defended, the fourth-most in the league. CB **Jalen Ramsey** led the team with 13 PDs over that span. In the last 15 years, the Jaguars' 32 passes defended in December and January of the 2016 regular season were the most in that span in franchise history.

MOST PASSES DEFENSED IN DECEMBER/JANUARY OF REGULAR SEASON, JAGUAR HISTORY, 2002-PRESENT

Rank	Year	PDs
1.	2016	32
2.	2002	27
3.	2004	24
4.	2015	22
5.	2008	21

YEARLY TEAM DEFENSE

YEAR	Yd/G	Yd/Ply	RnYd/G	Yd/Rsh	PsYd/G	NYd/At	3rdCv%	4thCv%	RZEFF	G2Geff	TOP	PS/G
2016	321.7	5.0	106.4	3.82	215.3	6.3	37.1	46.2	55.6	68.8	30:51	25.0
2015	375.0	5.44	106.8	3.68	268.2	7.13	46.3	50.0	61.4	75.0	32:47	28.0
2014	370.8	5.47	127.1	4.07	243.7	7.21	42.8	40.0	48.2	63.6	32:48	25.8
2013	379.4	5.57	131.8	4.16	247.6	7.19	42.5	75.0	60.0	72.2	32:35	28.1
2012	380.5	5.54	141.0	4.14	239.5	7.18	41.4	44.4	43.0	75.7	33:12	27.8
2011	313.0	5.12	104.2	3.83	208.8	6.51	36.2	44.4	55.8	76.2	29:58	20.6
2010	371.8	6.28	121.6	4.68	250.3	7.91	41.3	44.4	54.4	83.3	28:22	26.2
2009	352.3	5.74	116.4	4.07	235.9	7.40	45.0	70.6	55.8	64.0	30:04	23.8
2008	330.9	5.74	106.8	3.99	224.1	7.71	41.0	45.5	58.5	67.6	28:44	22.9
2007	313.8	5.18	100.3	4.12	213.5	6.29	39.8	47.8	55.6	64.0	27:52	19.0
2006	283.6	4.64	91.3	3.48	192.4	5.89	36.7	28.6	43.8	61.1	27:52	17.1
2005	290.9	4.83	106.8	3.94	184.1	6.11	32.7	28.6	52.8	73.3	28:44	16.8
2004	320.9	5.28	111.1	4.06	209.8	6.75	41.0	50.0	38.3	45.5	29:41	17.5
2003	291.1	4.77	87.9	3.18	203.2	6.37	42.2	50.0	52.3	78.9	29:49	20.7
2002	333.4	5.12	129.4	4.25	204.0	6.29	39.2	55.0	49.1	76.9	31:21	19.7
2001	316.9	4.80	100.7	3.43	216.2	6.36	38.3	27.8	50.0	65.4	31:58	17.9
2000	302.8	5.19	105.3	3.86	197.5	6.90	36.5	50.0	65.0	72.7	28:28	20.4
1999	270.9	4.56	90.3	3.87	180.6	5.55	33.3	25.0	50.0	78.6	28:03	13.6
1998	347.4	5.26	125.0	4.44	222.4	6.17	36.5	50.0	---	---	31:01	21.0
1997	327.4	5.06	108.4	3.81	219.0	6.59	45.1	52.2	---	---	30:20	19.8
1996	317.8	5.13	111.3	3.98	206.5	6.50	44.1	37.5	---	---	28:42	20.8
1995	344.7	5.35	125.2	3.97	219.5	6.90	48.2	62.5	---	---	31:23	25.3

BOLD: Led the NFL

YEARLY LEADERS

YEARLY PASSING LEADERS

YEAR	COMPLETIONS	PASS ATTEMPTS	COMPLETION %	PASSING YARDS
2016	Blake Bortles.....368	Blake Bortles.....625	Blake Bortles.....58.9	Blake Bortles.....3,905
2015	Blake Bortles.....355	Blake Bortles.....606	Blake Bortles.....58.6	Blake Bortles.....4,428
2014	Blake Bortles.....280	Blake Bortles.....475	Blake Bortles.....58.9	Blake Bortles.....2,908
2013	Chad Henne305	Chad Henne503	Chad Henne60.6	Chad Henne3,241
2012	Chad Henne166	Chad Henne308	Blaine Gabbert58.3	Chad Henne2,084
2011	Blaine Gabbert210	Blaine Gabbert413	Blaine Gabbert50.8	Blaine Gabbert2,214
2010	David Garrard266	David Garrard366	David Garrard64.5	David Garrard2,734
2009	David Garrard314	David Garrard516	David Garrard60.9	David Garrard3,597
2008	David Garrard335	David Garrard535	David Garrard62.6	David Garrard3,620
2007	David Garrard208	David Garrard325	David Garrard64.0	David Garrard2,509
2006	David Garrard145	David Garrard241	David Garrard60.2	David Garrard1,735
2005	Byron Leftwich175	Byron Leftwich302	David Garrard58.3	Byron Leftwich2,123
2004	Byron Leftwich267	Byron Leftwich441	Byron Leftwich60.5	Byron Leftwich2,941
2003	Byron Leftwich239	Byron Leftwich418	Byron Leftwich57.2	Byron Leftwich2,819
2002	Mark Brunell.....245	Mark Brunell.....416	Mark Brunell.....58.9	Mark Brunell.....2,788
2001	Mark Brunell.....289	Mark Brunell.....473	Mark Brunell.....61.1	Mark Brunell.....3,309
2000	Mark Brunell.....311	Mark Brunell.....512	Mark Brunell.....60.7	Mark Brunell.....3,640
1999	Mark Brunell.....259	Mark Brunell.....441	Mark Brunell.....58.7	Mark Brunell.....3,060
1998	Mark Brunell.....208	Mark Brunell.....354	Mark Brunell.....58.8	Mark Brunell.....2,601
1997	Mark Brunell.....264	Mark Brunell.....435	Mark Brunell.....60.7	Mark Brunell.....3,281
1996	Mark Brunell.....353	Mark Brunell.....557	Mark Brunell.....63.4	Mark Brunell4,367
1995	Mark Brunell.....201	Mark Brunell.....346	Mark Brunell.....58.1	Mark Brunell.....2,168

YEAR	PASSING TDs	INTERCEPTIONS	PASSER RATING	SACKS
2016	Blake Bortles..... 23	Blake Bortles..... 16	Blake Bortles.....78.8	Blake Bortles..... 34
2015	Blake Bortles..... 35	Blake Bortles 18	Blake Bortles.....88.2	Blake Bortles 51
2014	Blake Bortles..... 11	Blake Bortles..... 17	Blake Bortles.....69.5	Blake Bortles 55
2013	Chad Henne 13	Chad Henne 14	Chad Henne76.5	Chad Henne 38
2012	Chad Henne 11	Chad Henne 11	Blaine Gabbert77.3	Chad Henne 28
2011	Blaine Gabbert 12	Blaine Gabbert 11	Blaine Gabbert65.4	Blaine Gabbert 40
2010	David Garrard 23	David Garrard 15	David Garrard90.8	David Garrard 33
2009	David Garrard 15	David Garrard 10	David Garrard83.5	David Garrard 42
2008	David Garrard 15	David Garrard 13	David Garrard81.7	David Garrard 42
2007	David Garrard 18	Quinn Gray 5	David Garrard102.2	David Garrard 21
2006	David Garrard 10	David Garrard 9	David Garrard80.5	David Garrard 20
2005	Byron Leftwich 15	Byron Leftwich 5	Byron Leftwich89.3	Byron Leftwich 23
2004	Byron Leftwich 15	Byron Leftwich 10	Byron Leftwich82.2	Byron Leftwich 25
2003	Byron Leftwich 14	Byron Leftwich 16	Byron Leftwich73.0	Byron Leftwich 19
2002	Mark Brunell..... 17	Mark Brunell 7	Mark Brunell85.7	Mark Brunell..... 34
2001	Mark Brunell..... 19	Mark Brunell 13	Mark Brunell84.1	Mark Brunell 57
2000	Mark Brunell..... 20	Mark Brunell 14	Mark Brunell84.0	Mark Brunell..... 54
1999	Mark Brunell..... 14	Mark Brunell 9	Mark Brunell82.0	Mark Brunell..... 29
1998	Mark Brunell..... 20	Mark Brunell 9	Mark Brunell89.9	Mark Brunell..... 28
1997	Mark Brunell..... 18	Mark Brunell 7	Mark Brunell91.2	Mark Brunell..... 33
1996	Mark Brunell..... 19	Mark Brunell 20	Mark Brunell84.0	Mark Brunell 50
1995	Mark Brunell..... 15	Steve Beuerlein/Mark Brunell..... 7	Mark Brunell82.6	Mark Brunell..... 39

BOLD: Led the NFL • (min. 100 pass attempts)

YEARLY RUSHING LEADERS

YEAR	RUSH ATTEMPTS	RUSHING YARDS	YARDS/RUSH ATTEMPT	RUSHING TDs
2016	T.J. Yeldon130	T.J. Yeldon465	Blake Bortles..... 6.2	Blake Bortles/Chris Ivory..... 3
2015	T.J. Yeldon182	T.J. Yeldon740	Blake Bortles..... 6.0	Blake Bortles/T.J. Yeldon 2
2014	Denard Robinson.....135	Denard Robinson.....582	Blake Bortles7.5	Denard Robinson..... 4
2013	Maurice Jones-Drew.....234	Maurice Jones-Drew.....803	Maurice Jones-Drew..... 3.4	Maurice Jones-Drew..... 5
2012	Rashad Jennings.....101	Maurice Jones-Drew.....414	Maurice Jones-Drew..... 4.8	Rashad Jennings..... 2
2011	Maurice Jones-Drew343	Maurice Jones-Drew1,606	Maurice Jones-Drew..... 4.7	Maurice Jones-Drew..... 8
2010	Maurice Jones-Drew.....299	Maurice Jones-Drew.....1,324	Rashad Jennings..... 5.5	David Garrard/Maurice Jones-Drew 5
2009	Maurice Jones-Drew.....312	Maurice Jones-Drew.....1,391	Maurice Jones-Drew..... 4.5	Maurice Jones-Drew 15
2008	Maurice Jones-Drew.....197	Maurice Jones-Drew.....824	David Garrard 4.4	Maurice Jones-Drew 12
2007	Fred Taylor.....223	Fred Taylor1,202	Fred Taylor 5.4	Maurice Jones-Drew 9
2006	Fred Taylor.....231	Fred Taylor1,146	Maurice Jones-Drew..... 5.7	Maurice Jones-Drew 13
2005	Fred Taylor.....194	Fred Taylor787	Fred Taylor 4.1	Greg Jones/LaBrandon Toefield 4
2004	Fred Taylor.....260	Fred Taylor1,224	Fred Taylor 4.7	Greg Jones 3
2003	Fred Taylor.....345	Fred Taylor1,572	Fred Taylor 4.6	Fred Taylor 6
2002	Fred Taylor.....287	Fred Taylor1,314	Fred Taylor 4.6	Stacey Mack 9
2001	Stacey Mack213	Stacey Mack877	Elvis Joseph 4.3	Stacey Mack 9
2000	Fred Taylor.....292	Fred Taylor1,399	Fred Taylor 4.8	Fred Taylor 12
1999	James Stewart249	James Stewart931	Fred Taylor 4.6	James Stewart 13
1998	Fred Taylor.....264	Fred Taylor1,223	Fred Taylor 4.6	Fred Taylor 14
1997	Natrone Means.....244	Natrone Means823	James Stewart 4.1	Natrone Means 9
1996	James Stewart190	James Stewart723	Mark Brunell 5.0	James Stewart 8
1995	James Stewart137	James Stewart525	Mark Brunell7.2	Mark Brunell..... 4

BOLD: Led the NFL • (min. 50 rush attempts)

FRANCHISE FACTS • RECORDS • HISTORY • 2016 IN REVIEW • PLAYERS • BIOGRAPHIES

YEARLY LEADERS

YEARLY RECEIVING LEADERS

YEAR	RECEPTIONS	RECEIVING YARDS	YARDS/RECEPTION	RECEIVING TDs
2016	Allen Robinson 73	Allen Robinson 883	Allen Hurns 13.6	Allen Robinson 6
2015	Allen Robinson 80	Allen Robinson 1,400	Allen Robinson 17.5	Allen Robinson 14
2014	Cecil Shorts III 53	Allen Hurns 677	Allen Hurns 13.3	Allen Hurns 6
2013	Cecil Shorts III 66	Cecil Shorts III 777	Mike Brown 13.9	Mercedes Lewis 4
2012	Justin Blackmon 64	Cecil Shorts III 979	Cecil Shorts III 17.8	Cecil Shorts III 7
2011	Mike Thomas 44	Mercedes Lewis 460	Mercedes Lewis 11.8	Jason Hill/Maurice Jones-Drew 3
2010	Mike Thomas 66	Mike Thomas 820	Mike Sims-Walker 13.1	Mercedes Lewis 10
2009	Mike Sims-Walker 63	Mike Sims-Walker 869	Mercedes Lewis 16.2	Mike Sims-Walker 7
2008	Matt Jones 65	Matt Jones 761	Dennis Northcutt 12.4	Reggie Williams 3
2007	Ernest Wilford 45	Reggie Williams 629	Reggie Williams 16.6	Reggie Williams 10
2006	Reggie Williams 52	Matt Jones 643	Matt Jones 15.7	Matt Jones/Reggie Williams 4
2005	Jimmy Smith 70	Jimmy Smith 1,023	Ernest Wilford 16.6	Ernest Wilford 7
2004	Jimmy Smith 74	Jimmy Smith 1,172	Jimmy Smith 15.8	Jimmy Smith 6
2003	Jimmy Smith 54	Jimmy Smith 805	Jimmy Smith 14.9	Jimmy Smith 4
2002	Jimmy Smith 80	Jimmy Smith 1,027	Jimmy Smith 12.8	Jimmy Smith 7
2001	Jimmy Smith 112	Jimmy Smith 1,373	Jimmy Smith 12.3	Jimmy Smith 8
2000	Keenan McCardell 94	Jimmy Smith 1,213	Jimmy Smith 13.3	Jimmy Smith 8
1999	Jimmy Smith 116	Jimmy Smith 1,636	Jimmy Smith 14.1	Jimmy Smith 6
1998	Jimmy Smith 78	Jimmy Smith 1,182	Jimmy Smith 15.2	Jimmy Smith 8
1997	Keenan McCardell 85	Jimmy Smith 1,324	Jimmy Smith 16.1	Keenan McCardell 5
1996	Keenan McCardell 85	Jimmy Smith 1,244	Jimmy Smith 15.0	Jimmy Smith 7
1995	Willie Jackson 53	Willie Jackson 589	Pete Mitchell 12.9	Willie Jackson 5

BOLD: Led the NFL • (min. 30 receptions)

YEARLY DEFENSIVE LEADERS

YEAR	TACKLES	SACKS	SACK YARDS	FORCED FUMBLES
2016	Paul Posluszny 133	Yannick Ngakoue 8.0	Yannick Ngakoue 45.0	Yannick Ngakoue 4
2015	Paul Posluszny 133	Jared Odrick 5.5	Aaron Colvin 40.0	Andre Branch/Telvin Smith 2
2014	Jonathan Cyprien 111	Sen'Derrick Marks 8.5	Chris Clemons 53.0	Chris Clemons 4
2013	Paul Posluszny 161	Jason Babin 7.5	Jason Babin 55.0	Jason Babin 3
2012	Paul Posluszny 231	Tyson Alualu 3.5	C.J. Mosley 26.5	<i>Several players tied</i> 2
2011	Paul Posluszny 192	Jeremy Mincey 8.0	Jeremy Mincey 53.5	Jeremy Mincey 4
2010	Daryl Smith 156	Jeremy Mincey 5.0	Jeremy Mincey 35.0	<i>Several players tied</i> 1
2009	Daryl Smith 150	John Henderson 3.0	John Henderson 16.0	Gerald Alexander/Daryl Smith 3
2008	Mike Peterson 139	Reggie Hayward 4.5	Reggie Hayward 34.5	Reggie Hayward 2
2007	Sammy Knight 132	Paul Spicer 7.5	Paul Spicer 48.5	Paul Spicer 3
2006	Daryl Smith 170	Bobby McCray 10.0	Bobby McCray 59.0	Bobby McCray/Scott Starks 2
2005	Mike Peterson 190	Reggie Hayward 8.5	Mike Peterson 44.0	Akin Ayodele 4
2004	Mike Peterson 178	Greg Favors/John Henderson 5.5	Mike Peterson 31.0	<i>Several players tied</i> 2
2003	Mike Peterson 167	Tony Brackens 6.0	Tony Brackens 35.0	John Henderson 3
2002	Wali Rainer 188	John Henderson/Marcus Stroud 6.5	Marcus Stroud 54.5	Marcus Stroud 3
2001	Hardy Nickerson 230	Tony Brackens 11.0	Tony Brackens 74.0	Tony Brackens 5
2000	Kevin Hardy 149	Tony Brackens 7.5	Joel Smeenge 46.0	<i>Several players tied</i> 2
1999	Kevin Hardy 153	Tony Brackens 12.0	Tony Brackens 93.5	Tony Brackens 8
1998	Kevin Hardy 186	Joel Smeenge 7.5	Dave Thomas 3
1997	Bryan Schwartz 165	Clyde Simmons 8.5	Tony Brackens 5
1996	Eddie Robinson 165	Clyde Simmons 7.5	Tony Brackens 5
1995	Bryan Schwartz 161	Joel Smeenge 4.0	Joel Smeenge 4

YEAR	FUMBLE RECOVERIES	INTERCEPTIONS	PASSES DEFENSED	TACKLES FOR LOSS
2016	<i>Several players tied</i> 1	Telvin Smith/Jalen Ramsey 2	Jalen Ramsey 14	Telvin Smith 14
2015	<i>Several players tied</i> 1	Davon House 4	Davon House 23	Paul Posluszny/Telvin Smith 13
2014	<i>Several players tied</i> 2	J.T. Thomas 2	Dwayne Gratz 8	Sen'Derrick Marks 15
2013	Sen'Derrick Marks 3	<i>Several players tied</i> 2	Alan Ball 14	Jason Babin/Andre Branch 10
2012	C.J. Mosley 3	Derek Cox 4	Derek Cox 11	Russell Allen 9
2011	<i>Several players tied</i> 1	<i>Several players tied</i> 2	Drew Coleman/Paul Posluszny 9	Jeremy Mincey 10
2010	<i>Several players tied</i> 1	Derek Cox 4	Derek Cox 8	Jeremy Mincey/Daryl Smith 9
2009	Daryl Smith 2	Derek Cox 4	Derek Cox 11	Terrance Knighton/Daryl Smith 6
2008	<i>Several players tied</i> 1	Rashean Mathis/Gerald Sensabaugh 4	Brian Williams 10	Reggie Hayward 11
2007	Daryl Smith 2	Reggie Nelson 5	Sammy Knight/Reggie Nelson 11	Paul Spicer 14
2006	<i>Several players tied</i> 1	Rashean Mathis 8	Rashean Mathis 21	Bobby McCray 11
2005	<i>Several players tied</i> 1	Rashean Mathis 5	Rashean Mathis 15	Paul Spicer 12
2004	Donovin Darius 4	Donovin Darius/Rashean Mathis 5	Rashean Mathis 21	Mike Peterson/John Henderson 9
2003	Akin Ayodele 3	Mike Peterson 3	Rashean Mathis 10	Tony Brackens 14
2002	<i>Several players tied</i> 2	Marlon McCree 6	Fernando Bryant 12	Marcus Stroud 12
2001	Ainsley Battles 3	Aaron Beasley/Hardy Nickerson 3	Jason Craft 11	Gary Walker 15
2000	Larry Smith 3	<i>Several players tied</i> 2	Aaron Beasley 14	Tony Brackens 13
1999	Fernando Bryant 3	Aaron Beasley 6	Aaron Beasley 18	<i>Several players tied</i> 13
1998	Bryan Schwartz 4	Aaron Beasley/Chris Hudson 3	Aaron Beasley 18	Kevin Hardy 9
1997	Travis Davis 3	Deon Figures 5	Dave Thomas 16	Tony Brackens 14
1996	Tony Brackens 3	<i>Several players tied</i> 2	Tony Brackens/Mickey Washington 10	Tony Brackens 10
1995	Mike Dumas/Mickey Washington 2	Harry Colon 3	Mickey Washington 15	Bryan Schwartz 6

BOLD: Led the NFL

BIOGRAPHIES • PLAYERS • 2016 IN REVIEW • HISTORY • RECORDS • FRANCHISE FACTS



YEARLY LEADERS

YEARLY KICKING LEADERS

YEAR	FIELD GOALS MADE	FIELD GOAL ATTEMPTS	FIELD GOAL %	LONGEST FG MADE
2016	Jason Myers 27	Jason Myers 34	Jason Myers 79.4	Jason Myers 56
2015	Jason Myers 26	Jason Myers 30	Jason Myers 86.7	Jason Myers 58
2014	Josh Scobee 20	Josh Scobee 26	Josh Scobee 76.9	Josh Scobee 53
2013	Josh Scobee 23	Josh Scobee 25	Josh Scobee 92.0	Josh Scobee 55
2012	Josh Scobee 25	Josh Scobee 28	Josh Scobee 89.3	Josh Scobee 50
2011	Josh Scobee 23	Josh Scobee 25	Josh Scobee 92.0	Josh Scobee 55
2010	Josh Scobee 22	Josh Scobee 28	Josh Scobee 78.6	Josh Scobee 59
2009	Josh Scobee 18	Josh Scobee 28	Josh Scobee 64.3	Josh Scobee 52
2008	Josh Scobee 19	Josh Scobee 25	Josh Scobee 76.0	Josh Scobee 53
2007	Josh Scobee 12	Josh Scobee 13	Josh Scobee 92.3	Josh Scobee 48
2006	Josh Scobee 26	Josh Scobee 32	Josh Scobee 81.3	Josh Scobee 48
2005	Josh Scobee 23	Josh Scobee 30	Josh Scobee 76.7	Josh Scobee 53
2004	Josh Scobee 24	Josh Scobee 31	Josh Scobee 77.4	Josh Scobee 53
2003	Seth Marler 20	Seth Marler 33	Seth Marler 60.6	Seth Marler 53
2002	Tim Seder 8	Tim Seder 12	Tim Seder 66.7	Tim Seder 43
2001	Mike Hollis 18	Mike Hollis 28	Mike Hollis 64.3	Mike Hollis 48
2000	Mike Hollis 24	Mike Hollis 26	Mike Hollis 92.3	Mike Hollis 51
1999	Mike Hollis 31	Mike Hollis 38	Mike Hollis 81.6	Mike Hollis 50
1998	Miek Hollis 21	Miek Hollis 26	Mike Hollis 80.8	Mike Hollis 47
1997	Mike Hollis 31	Mike Hollis 36	Mike Hollis 86.1	Mike Hollis 52
1996	Mike Hollis 30	Mike Hollis 36	Mike Hollis 83.3	Mike Hollis 53
1995	Mike Hollis 20	Mike Hollis 27	Mike Hollis 74.1	Mike Hollis 53

YEAR	EXTRA-POINTS MADE	EXTRA-POINT ATTEMPTS	EXTRA-POINT %	POINTS
2016	Jason Myers 29	Jason Myers 34	Jason Myers 90.6	Jason Myers 110
2015	Jason Myers 32	Jason Myers 39	Jason Myers 82.1	Jason Myers 110
2014	Josh Scobee 23	Josh Scobee 23	Josh Scobee 100.0	Josh Scobee 83
2013	Josh Scobee 22	Josh Scobee 23	Josh Scobee 95.7	Josh Scobee 91
2012	Josh Scobee 18	Josh Scobee 19	Josh Scobee 94.7	Josh Scobee 93
2011	Josh Scobee 24	Josh Scobee 24	Josh Scobee 100.0	Josh Scobee 93
2010	Josh Scobee 41	Josh Scobee 41	Josh Scobee 100.0	Josh Scobee 107
2009	Josh Scobee 30	Josh Scobee 31	Josh Scobee 96.8	Josh Scobee 84
2008	Josh Scobee 33	Josh Scobee 33	Josh Scobee 100.0	Josh Scobee 90
2007	Josh Scobee 26	Josh Scobee 27	Josh Scobee 96.3	Josh Scobee 62
2006	Josh Scobee 41	Josh Scobee 41	Josh Scobee 100.0	Josh Scobee 119
2005	Josh Scobee 38	Josh Scobee 39	Josh Scobee 97.4	Josh Scobee 107
2004	Josh Scobee 21	Josh Scobee 21	Josh Scobee 100.0	Josh Scobee 93
2003	Seth Marler 30	Seth Marler 30	Seth Marler 100.0	Seth Marler 90
2002	Hayden Epstein 13	Hayden Epstein 13	Hayden Epstein/Danny Boyd 100.0	Tim Seder 35
2001	Mike Hollis 29	Mike Hollis 31	Mike Hollis 93.5	Mike Hollis 83
2000	Mike Hollis 33	Mike Hollis 33	Mike Hollis 100.0	Mike Hollis 105
1999	Mike Hollis 37	Mike Hollis 37	Mike Hollis 100.0	Mike Hollis 130
1998	Mike Hollis 45	Mike Hollis 45	Mike Hollis 100.0	Mike Hollis 108
1997	Mike Hollis 41	Mike Hollis 41	Mike Hollis 100.0	Mike Hollis 134
1996	Mike Hollis 27	Mike Hollis 27	Mike Hollis 100.0	Mike Hollis 117
1995	Mike Hollis 27	Mike Hollis 28	Mike Hollis 96.4	Mike Hollis 87

BOLD: Led the NFL • (min. 10 FG/XP attempts)

YEARLY PUNTING LEADERS

YEAR	PUNTS	PUNT YARDS	GROSS PUNT AVG.	NET PUNT AVG.
2016	Brad Nortman 77	Brad Nortman 3,589	Brad Nortman 46.6	Brad Nortman 39.5
2015	Bryan Anger 80	Bryan Anger 3,700	Bryan Anger 46.3	Bryan Anger 39.5
2014	Bryan Anger 94	Bryan Anger 4,464	Bryan Anger 47.5	Bryan Anger 39.6
2013	Bryan Anger 95	Bryan Anger 4,338	Bryan Anger 45.7	Bryan Anger 40.5
2012	Bryan Anger 91	Bryan Anger 4,353	Bryan Anger 47.8	Bryan Anger 40.9
2011	Nick Harris 72	Nick Harris 3,075	Nick Harris 42.7	Nick Harris 37.8
2010	Adam Podlesh 57	Adam Podlesh 2,496	Adam Podlesh 43.8	Adam Podlesh 39.2
2009	Adam Podlesh 72	Adam Podlesh 3,017	Adam Podlesh 41.9	Adam Podlesh 38.3
2008	Adam Podlesh 46	Adam Podlesh 1,989	Adam Podlesh 43.2	Adam Podlesh 36.6
2007	Adam Podlesh 54	Adam Podlesh 2,249	Adam Podlesh 41.7	Adam Podlesh 36.9
2006	Chris Hanson 72	Chris Hanson 2,920	Chris Hanson 40.6	Chris Hanson 33.4
2005	Chris Hanson 82	Chris Hanson 3,517	Chris Hanson 42.9	Chris Hanson 36.9
2004	Chris Hanson 84	Chris Hanson 3,592	Chris Hanson 42.8	Chris Hanson 35.5
2003	Mark Royals 45	Mark Royals 1,852	Mark Royals 41.2	Mark Royals 34.8
2002	Chris Hanson 81	Chris Hanson 3,583	Chris Hanson 44.2	Chris Hanson 37.6
2001	Chris Hanson 82	Chris Hanson 3,577	Chris Hanson 43.6	Chris Hanson 37.1
2000	Bryan Barker 76	Bryan Barker 3,194	Bryan Barker 42.0	Bryan Barker 34.4
1999	Bryan Barker 78	Bryan Barker 3,260	Bryan Barker 41.8	Bryan Barker 36.9
1998	Bryan Barker 85	Bryan Barker 3,824	Bryan Barker 45.0	Bryan Barker 38.5
1997	Bryan Barker 66	Bryan Barker 2,964	Bryan Barker 44.9	Bryan Barker 38.8
1996	Bryan Barker 69	Bryan Barker 3,016	Bryan Barker 43.7	Bryan Barker 35.6
1995	Bryan Barker 82	Bryan Barker 3,591	Bryan Barker 43.8	Bryan Barker 38.6

BOLD: Led the NFL • (min. 25 punts)

YEARLY LEADERS

YEARLY KICK RETURN LEADERS

YEAR	KICK RETURNS	KICK RETURN YARDS	KICK RETURN AVG.
2016	Marqise Lee.....18	Marqise Lee.....545	Marqise Lee.....30.3
2015	Nick Marshall.....13	Nick Marshall.....346	Nick Marshall.....26.6
2014	Jordan Todman.....38	Jordan Todman.....972	Jordan Todman.....25.6
2013	Jordan Todman.....26	Jordan Todman.....712	Jordan Todman.....27.4
2012	Rashad Jennings/Jalen Parmele.....10	Rashad Jennings.....241	Rashad Jennings.....24.1
2011	Deji Karim.....27	Deji Karim.....652	Deji Karim.....24.2
2010	Deji Karim.....50	Deji Karim.....1,248	Deji Karim.....25.0
2009	Mike Thomas.....26	Mike Thomas.....644	Mike Thomas.....24.8
2008	Brian Witherspoon.....52	Brian Witherspoon.....1,250	Brian Witherspoon.....24.0
2007	Maurice Jones-Drew.....31	Maurice Jones-Drew.....811	Maurice Jones-Drew.....21.6
2006	Maurice Jones-Drew.....31	Maurice Jones-Drew.....860	Maurice Jones-Drew.....26.2
2005	Derrick Wimbush.....39	Derrick Wimbush.....955	Maurice Jones-Drew.....27.7
2004	Jermaine Lewis.....21	Jermaine Lewis.....386	Troy Edwards.....22.3
2003	David Allen.....41	David Allen.....831	David Allen.....20.3
2002	Elvis Joseph.....27	Elvis Joseph.....562	Elvis Joseph.....20.8
2001	Damon Gibson.....26	Damon Gibson.....511	Elvis Joseph.....25.2
2000	Shyrone Stith.....33	Shyrone Stith.....785	Shyrone Stith.....23.8
1999	Reggie Barlow.....19	Reggie Barlow.....396	Reggie Barlow.....20.8
1998	Reggie Barlow.....30	Reggie Barlow.....747	Reggie Barlow.....24.9
1997	Willie Jackson.....32	Willie Jackson.....653	Willie Jackson.....20.4
1996	Randy Jordan.....26	Randy Jordan.....553	Randy Jordan.....21.3
1995	Jimmy Smith.....24	Jimmy Smith.....540	Jimmy Smith.....22.5

BOLD: Led the NFL • (min. 15 kick returns)

YEARLY PUNT RETURN LEADERS

YEAR	PUNT RETURNS	PUNT RETURN YARDS	PUNT RETURN AVG.
2016	Rashad Greene Sr.....21	Rashad Greene Sr.....131	Rashad Greene Sr.....6.2
2015	Rashad Greene Sr.....18	Rashad Greene.....301	Rashad Greene Sr.....16.7
2014	Ace Sanders.....32	Ace Sanders.....227	Ace Sanders.....7.1
2013	Ace Sanders.....25	Ace Sanders.....140	Ace Sanders.....5.6
2012	Jordan Shipley.....10	Jordan Shipley.....75	Jordan Shipley.....7.5
2011	Mike Thomas.....19	Mike Thomas.....88	Mike Thomas.....4.6
2010	Mike Thomas.....34	Mike Thomas.....358	Mike Thomas.....10.5
2009	Mike Thomas.....14	Mike Thomas.....118	Mike Thomas.....8.4
2008	Brian Witherspoon.....17	Brian Witherspoon.....192	Brian Witherspoon.....11.3
2007	Dennis Northcutt.....26	Dennis Northcutt.....240	Dennis Northcutt.....9.2
2006	Alvin Pearman.....32	Alvin Pearman.....283	Alvin Pearman.....8.8
2005	Alvin Pearman.....49	Alvin Pearman.....410	Alvin Pearman.....8.4
2004	Jermaine Lewis.....23	Jermaine Lewis.....227	Jermaine Lewis.....9.9
2003	David Allen.....27	David Allen.....324	David Allen.....12.0
2002	Bobby Shaw.....25	Bobby Shaw.....310	Bobby Shaw.....12.4
2001	Damon Gibson.....38	Damon Gibson.....333	Damon Gibson.....8.8
2000	Reggie Barlow.....29	Reggie Barlow.....200	Reggie Barlow.....6.9
1999	Reggie Barlow.....38	Reggie Barlow.....414	Reggie Barlow.....10.9
1998	Reggie Barlow.....43	Reggie Barlow.....555	Reggie Barlow.....12.9
1997	Reggie Barlow.....36	Reggie Barlow.....412	Reggie Barlow.....11.4
1996	Chris Hudson.....32	Chris Hudson.....348	Chris Hudson.....10.9
1995	Desmond Howard.....24	Desmond Howard.....246	Desmond Howard.....10.3

BOLD: Led the NFL • (min. 15 punt returns)

FASTEST TO 1,000

In Week 17 vs. Indianapolis, QB **Blake Bortles** threw his 1,000th career completion in his 46th career game, becoming the sixth-fastest player in NFL history to do so.

FASTEST PLAYERS TO REACH 1,000 CAREER COMPLETIONS

Rk.	Player	Years	Games
1.	Matthew Stafford	2009-12	41
2.	Derek Carr	2014-16	45
	Kirk Cousins	2012-16	45
	Andrew Luck	2012-14	45
	Marc Bulger	2002-06	45
6.	Blake Bortles	2014-16	46
7.	Ryan Tannehill	2012-14	47
	Kurt Warner	1998-2002	47

POZ MOVES INTO SECOND

LB **Paul Posluszny** ranks second on the Jaguars all-time tackles list with 918 career tackles in 84 games (10.9 tackles per game). With 10 tackles against Kansas City in Week 9, Posluszny surpassed **Donovin Darius** (858) and moved into second on the team's career tackles list. He is 172 tackles from breaking the team record held by **Daryl Smith**.

JAGUARS ALL-TIME TACKLES

Player	Tackles
Daryl Smith (2004-12)	1,089
Paul Posluszny (2011-16)	918
Donovin Darius (1998-2006)	858
Mike Peterson (2003-08)	837
Kevin Hardy (1996-2001)	789
John Henderson (2002-09)	563
Rashean Mathis (2003-12)	554

TEAM RECORDS

ALL-TIME TEAM SPLITS

ALL-TIME RECORDS

All-Time Record (Regular Season & Playoffs)	160-203 (.441)
Regular Season Record	155-197 (.440)
at Home	94-82 (.534)
on Road	61-115 (.347)
Postseason Record	5-6 (.455)
at Home	2-1 (.667)
on Road	3-5 (.375)

vs. AFC/NFC OPPONENTS

Record vs. AFC Opponents	118-147 (.445)
at Home	69-64 (.519)
on Road	49-83 (.371)
vs. AFC East	15-26 (.375)
at Home	8-12 (.400)
on Road	7-14 (.333)
vs. AFC North	12-18 (.400)
at Home	6-9 (.400)
on Road	6-9 (.400)
vs. AFC South	34-56 (.378)
at Home	21-24 (.467)
on Road	13-32 (.289)
vs. AFC West	18-24 (.429)
at Home	12-10 (.545)
on Road	6-14 (.300)
Record vs. NFC Opponents	37-49 (.430)
at Home	25-18 (.581)
on Road	12-31 (.279)
vs. NFC East	11-13 (.458)
at Home	8-4 (.667)
on Road	3-9 (.250)
vs. NFC North	6-10 (.375)
at Home	3-5 (.375)
on Road	3-5 (.375)
vs. NFC South	6-10 (.375)
at Home	5-3 (.625)
on Road	1-7 (.125)
vs. NFC West	10-10 (.500)
at Home	7-3 (.700)
on Road	3-7 (.300)

vs. AFC CENTRAL/AFC SOUTH

Record vs. Own Division	73-79 (.480)
vs. AFC Central (1995-2001)	39-23 (.629)
at Home	22-9 (.710)
on Road	17-14 (.548)
vs. AFC South (2002-present)	34-56 (.378)
at Home	21-24 (.467)
on Road	13-32 (.289)

RECORDS BY MONTH

Record in August	1-0 (1.000)
at Home	0-0 (.000)
on Road	1-0 (1.000)
Record in September	33-44 (.429)
at Home	19-19 (.500)
on Road	14-25 (.359)
Record in October	33-53 (.384)
at Home	18-23 (.439)
on Road	15-30 (.333)
Record in November	44-41 (.518)
at Home	27-15 (.643)
on Road	17-26 (.395)
Record in December	40-54 (.426)
at Home	25-25 (.500)
on Road	15-29 (.341)
Record in January	4-5 (.444)
at Home	3-0 (1.000)
on Road	1-5 (.167)

RECORDS BY GAME DAY

Record on Monday	8-7 (.533)
at Home	7-4 (.636)
on Road	1-3 (.250)
Record on Thursday	4-6 (.400)
at Home	4-4 (.500)
on Road	0-2 (.000)
Record on Saturday	1-2 (.333)
at Home	0-0 (.000)
on Road	1-2 (.333)
Record on Sunday	142-182 (.438)
at Home	83-74 (.529)
on Road	59-108 (.353)

DAY & NIGHT SPLITS

Day Games	138-178 (.437)
at Home	79-70 (.530)
on Road	59-108 (.353)
Night Games	17-19 (.472)
at Home	15-12 (.556)
on Road	2-7 (.222)

on Monday	8-7 (.533)
at Home	7-4 (.636)
on Road	1-3 (.250)
on Thursday	4-6 (.400)
at Home	4-4 (.500)
on Road	0-2 (.000)
on Saturday	5-6 (.455)
at Home	4-4 (.500)
on Road	1-2 (.333)

RECORDS BY TIME ZONE

BST/AMT	2-2 (.500)
Eastern Time Zone	128-139 (.479)
Central Time Zone	20-41 (.328)
Mountain Time Zone	3-4 (.429)
Pacific Time Zone	2-11 (.154)

VENUE SPLITS

Grass Surface	131-144 (.476)
Artificial Turf Surface	25-53 (.321)
Dome	11-25 (.306)

SCORING SPLITS

Scoring First	105-54 (.660)
at Home	64-23 (.736)
on Road	41-31 (.569)
Opponent Scores First	50-143 (.259)
at Home	30-59 (.337)
on Road	20-84 (.192)
Scoring 20-Plus Points	125-58 (.683)
at Home	78-22 (.780)
on Road	47-35 (.573)
Scoring Less Than 20 Points	38-149 (.203)
at Home	21-65 (.244)
on Road	17-84 (.168)
Allowing 20-Plus Points	50-164 (.234)
at Home	27-69 (.281)
on Road	23-94 (.197)
Allowing Less Than 20 Points	114-45 (.717)
at Home	72-20 (.783)
on Road	42-25 (.627)
Games Decided by < 7 Points	88-190 (.317)
at Home	49-79 (.383)
on Road	38-111 (.255)
Games Decided by < 3 Points	39-186 (.173)
at Home	22-77 (.222)
on Road	17-109 (.135)
Led after 1st Quarter	90-40 (.692)
Trailed after 1st Quarter	41-120 (.255)
Led at Halftime	106-32 (.768)
Trailed at Halftime	34-144 (.191)
Tied at Halftime	16-21 (.432)
Led after 3rd Quarter	119-31 (.793)
Trailed after 3rd Quarter	26-152 (.146)
Overtime Games	7-8 (.467)
at Home	3-1 (.750)
on Road	4-7 (.364)

SPLIT-SEASON RECORDS

Record on Kickoff Weekend	11-11 (.500)
at Home	7-6 (.538)
on Road	4-5 (.444)
Day Games	11-11 (.500)
Night Games	0-0 (.000)
Record During Season's First Half (Games 1-8)	72-103 (.411)
at Home	43-43 (.500)
on Road	29-60 (.326)
Record During Season's Second Half (Games 9-16)	83-89 (.483)
at Home	51-38 (.573)
on Road	32-51 (.389)

COIN-TOSS RESULTS

Won Coin Toss (since 1999)	54-85 (.388)
at Home	30-40 (.429)
on Road	24-45 (.348)
Lost Coin Toss (since 1999)	65-83 (.439)
at Home	40-33 (.548)
on Road	25-50 (.333)

MISCELLANEOUS

Positive Turnover Ratio	105-42 (.714)
Negative Turnover Ratio	17-116 (.128)
Turnover Ratio is Even	33-39 (.458)
Time of Possession > 30:00	107-74 (.591)
Time of Possession < 30:00	48-123 (.280)
Have 300 Net Passing Yards	17-20 (.459)
Have 100-Yard Rusher	59-30 (.663)
Have 100-Yard Receiver	42-58 (.420)
Have Two 100-Yard Receivers	6-7 (.462)

CAREER RECORDS

SERVICE

SEASONS

Brad Meester (2000-13)	14
MARCEDES LEWIS (2006-16)	11
Josh Scobee (2004-14)	11
Fred Taylor (1998-2008)	11
Jimmy Smith (1995-2005)	11
Rashean Mathis (2003-12)	10
Rob Meier (2000-08)	10
Greg Jones (2004-12)	9
Daryl Smith (2004-12)	9
David Garrard (2002-10)	9
Maurice Williams (2001-09)	9
Paul Spicer (2000-08)	9
Donovin Darius (1998-2006)	9
Mark Brunell (1995-2003)	9
Maurice Jones-Drew (2006-13)	8
Vince Manuwai (2003-10)	8
John Henderson (2002-09)	8
Joe Zelenka (2001-08)	8
Kyle Brady (1999-2006)	8
Tony Brackens (1996-2003)	8
Tony Boselli (1995-2001)	8
Mike Hollis (1995-2001)	8

GAMES PLAYED

Brad Meester (2000-13)	209
Jimmy Smith (1995-2005)	171
Josh Scobee (2004-14)	168
MARCEDES LEWIS (2006-16)	154
Fred Taylor (1998-2008)	140
Rob Meier (2000-08)	138
Rashean Mathis (2003-12)	137
Joe Zelenka (2001-08)	128
Daryl Smith (2004-12)	126
John Henderson (2002-09)	124

CONSECUTIVE GAMES PLAYED

Joe Zelenka (2001-08)	128
Josh Scobee (2007-14)	119
Tyson Alualu (2010-15)	96
Bryan Barker (1995-2000)	96
Brad Meester (2000-05)	92
Brad Meester (2008-13)	89
Jimmy Smith (1995-2000)	88
Marcus Stroud (2001-06)	86
John Henderson (2002-06)	82
Mike Hollis (1995-2000)	82

GAMES STARTED

Brad Meester (2000-13)	209
Jimmy Smith (1995-2005)	150
MARCEDES LEWIS (2006-16)	139
Fred Taylor (1998-2008)	136
Rashean Mathis (2003-12)	129
Daryl Smith (2004-12)	124
John Henderson (2002-09)	120
Mark Brunell (1995-2003)	117
Donovin Darius (1998-2006)	115
Kyle Brady (1999-2006)	110

CONSECUTIVE GAMES STARTED

Brad Meester (Sept. 3, 2000-Dec. 4, 2005)	92
Brad Meester (Oct. 26, 2008-Dec. 22, 2013)	89
Rashean Mathis (Sept. 7, 2003-Nov. 25, 2007)	74
Vince Manuwai (Nov. 30, 2003-Dec. 23, 2007)	68
Marcus Stroud (Sept. 8, 2002-Oct. 1, 2006)	68
Tyson Alualu (Sept. 12, 2011-Dec. 29, 2013)	64
Maurice Williams (Sept. 7, 2003-Dec. 31, 2006)	64
Chris Naeole (Sept. 8, 2002-Dec. 24, 2005)	63
Uche Nwaneri (Oct. 4, 2009-Dec. 23, 2012)	60
Kevin Hardy (Dec. 21, 1997-Nov. 18, 2001)	58

SCORING

POINTS

Josh Scobee (2004-14)	1,022
Mike Hollis (1995-2001)	764
Maurice Jones-Drew (2006-13)	486
Fred Taylor (1998-2008)	424
Jimmy Smith (1995-2005)	418
James Stewart (1995-99)	228
JASON MYERS (2015-16)	220
Keenan McCardell (1996-2001)	190
MARCEDES LEWIS (2006-16)	168
Stacey Mack (1999-2002)	120

CONSECUTIVE GAMES SCORING

Mike Hollis (Dec. 24, 1995-Sept. 10, 2000)	67
Josh Scobee (Jan. 2, 2005-Oct. 4, 2009)	61
Josh Scobee (Oct. 18, 2009-Oct. 28, 2012)	50
JASON MYERS (Sept. 13, 2015-Jan 1, 2017)	32
Josh Scobee (Sept. 15, 2013-Dec. 28, 2014)	31
Mike Hollis (Oct. 16, 2000-Dec. 30, 2001)	25
Seth Marler (Sept. 7, 2003-Dec. 28, 2003)	16
Josh Scobee (Sept. 12-Dec. 19, 2004)	14
Mike Hollis (Sept. 3-Dec. 10, 1995)	14
<i>Several players tied</i>	8

TOUCHDOWNS

Maurice Jones-Drew (2006-13)	81
Fred Taylor (1998-2008)	70
Jimmy Smith (1995-2005)	69
James Stewart (1995-99)	38
Keenan McCardell (1996-2001)	30
MARCEDES LEWIS (2006-16)	28
ALLEN ROBINSON (2014-16)	22
Stacey Mack (1999-2002)	20
ALLEN HURNS (2014-16)	19
Reggie Williams (2004-08)	18
David Garrard (2002-10)	17

CONSECUTIVE GAMES SCORING TD

Fred Taylor (Sept. 20-Nov. 22, 1998)	8
MAURICE JONES-DREW (Nov. 12-Dec. 31, 2006)	8
ALLEN HURNS (Sept. 27-Nov. 15, 2015)	7
Fred Taylor (Nov. 12-Dec. 23, 2000)	7
ALLEN ROBINSON (Nov. 29-Dec. 27, 2015)	5
Maurice Jones-Drew (Oct. 18-Nov. 22, 2009)	5
Maurice Jones-Drew (Nov. 4-Dec. 2, 2007)	5
Julius Thomas (Nov. 19-Dec. 13, 2015)	4
MARCEDES LEWIS (Dec. 1-22, 2013)	4
<i>Several players tied</i>	4

FIELD GOALS MADE

Josh Scobee (2004-14)	235
Mike Hollis (1995-2001)	175
JASON MYERS (2015-16)	53
Seth Marler (2003)	20
John Carney (2007)	9
Tim Seder (2002)	8
Danny Boyd (2002)	5
Hayden Epstein (2002)	5
Steve Lindsey (1999-2000)	5
Richie Cunningham (2002)	1

CONSECUTIVE FIELD GOALS MADE

Josh Scobee (Nov. 27, 2011-Nov. 4, 2012)	20
Mike Hollis (Nov. 1, 1998-Sept. 19, 1999)	20
JASON MYERS (Nov. 15, 2015-Sept. 11, 2016)	16
Mike Hollis (Oct. 12-Nov. 30, 1997)	16
Josh Scobee (Sept. 11-Nov. 13, 2011)	15
Josh Scobee (Oct. 1-Nov. 26, 2006)	15
Josh Scobee (Dec. 23, 2012-Nov. 10, 2013)	14
Josh Scobee (Sept. 12-Nov. 14, 2010)	14
Mike Hollis (Sept. 3-Oct. 29, 2000)	13

CONSECUTIVE GAMES SCORING FG

Josh Scobee (Nov. 14, 2010-Oct. 24, 2011)	15
Josh Scobee (Oct. 29, 2006-Dec. 16, 2007)	13
Mike Hollis (Sept. 12-Nov. 21, 1999)	10
Josh Scobee (Nov. 24, 2013-Sept. 21, 2014)	9
Josh Scobee (Sept. 15-Nov. 10, 2013)	8
Josh Scobee (Jan. 3-Oct. 24, 2010)	8
Josh Scobee (Nov. 13, 2005-Jan. 1, 2006)	8
Seth Marler (Sept. 7-Nov. 2, 2003)	8
Mike Hollis (Dec. 24, 1995-Oct. 13, 1996)	8

FIELD GOAL PERCENTAGE (MIN. 25 FGA)

JASON MYERS (2015-16)	82.8
Josh Scobee (2004-14)	80.8
Mike Hollis (1995-2001)	80.6
Seth Marler (2003)	60.6

EXTRA POINTS MADE

Josh Scobee (2004-14)	317
Mike Hollis (1995-2001)	239
JASON MYERS (2015-16)	61
Seth Marler (2003)	30
John Carney (2007)	20
Hayden Epstein (2002)	13
Tim Seder (2002)	11
Danny Boyd (2002)	7
Steve Lindsey (1999-2000)	5
Richie Cunningham (2002)	2

LONGEST FIELD GOALS

Josh Scobee (Sept. 3, 2010 vs. Ind.)	59
JASON MYERS (Oct. 20, 2015 vs. Mia.)	58
JASON MYERS (Dec. 24, 2016 vs. Ten.)	56
Josh Scobee (Dec. 15, 2013 vs. Buf.)	55
Josh Scobee (Sept. 18, 2011 at NYJ)	55
JASON MYERS (Nov. 13, 2016 vs. Hou.)	54
Josh Scobee (Oct. 24, 2011 vs. Bal.)	54

CONSECUTIVE EXTRA POINTS MADE

Mike Hollis (Oct. 22, 1995-Dec. 9, 2001)	220
Josh Scobee (Nov. 8, 2009-Jan. 1, 2012)	82
Josh Scobee (Sept. 12, 2004-Jan. 1, 2006)	59
Josh Scobee (Dec. 16, 2007-Nov. 1, 2009)	58
Josh Scobee (Sept. 10, 2006-Dec. 16, 2007)	55
Josh Scobee (Sept. 16, 2012-Dec. 22, 2013)	39
Seth Marler (Sept. 7-Dec. 28, 2003)	30

EXTRA-POINT PERCENTAGE (MIN. 25 XPA)

Seth Marler (2003)	100.0
Mike Hollis (1995-2001)	98.8
Josh Scobee (2004-14)	98.4
JASON MYERS (2015-16)	85.9



CAREER RECORDS

PASSING

PASSING YARDS

Mark Brunell (1995-2003)	25,698
David Garrard (2002-10)	16,003
BLAKE BORTLES (2014-16)	11,241
Byron Leftwich (2003-06)	9,042
CHAD HENNE (2012-16)	5,817
Blaine Gabbert (2011-13)	4,357
Quinn Gray (2005-07)	1,252
Steve Beuerlein (1995)	952
Jonathan Quinn (1998-2001)	748
Jamie Martin (1998-2000)	662

PASS ATTEMPTS

Mark Brunell (1995-2003)	3,616
David Garrard (2002-10)	2,281
BLAKE BORTLES (2014-16)	1,706
Byron Leftwich (2003-06)	1,344
CHAD HENNE (2012-16)	889
Blaine Gabbert (2011-13)	777
Quinn Gray (2005-07)	180
Steve Beuerlein (1995)	142
Jonathan Quinn (1998-2001)	125
Jay Fiedler (1999)	94

PASS COMPLETIONS

Mark Brunell (1995-2003)	2,184
David Garrard (2002-10)	1,406
BLAKE BORTLES (2014-16)	1,003
Byron Leftwich (2003-06)	789
CHAD HENNE (2012-16)	513
Blaine Gabbert (2011-13)	414
Quinn Gray (2005-07)	101
Steve Beuerlein (1995)	71
Jonathan Quinn (1998-2001)	66
Jay Fiedler (1999)	61

CONSECUTIVE PASS COMPLETIONS

David Garrard (Nov. 14-21, 2010)	17
Byron Leftwich (Oct. 17-24, 2004)	15
Mark Brunell (Sept. 7, 2003 at Car.)	13
Mark Brunell (Oct. 6, 1996 at N.O.)	13

TOUCHDOWN PASSES

Mark Brunell (1995-2003)	144
David Garrard (2002-10)	89
BLAKE BORTLES (2014-16)	69
Byron Leftwich (2003-06)	51
CHAD HENNE (2012-16)	27
Blaine Gabbert (2011-13)	22
Quinn Gray (2005-07)	12
Jamie Martin (1998-2000)	4
Steve Beuerlein (1995)	4
Jonathan Quinn (1998-2001)	3

CONSECUTIVE GAMES WITH TD PASS

Blake Bortles (Sept. 13-Dec. 27, 2015)	15
Mark Brunell (Oct. 7, 2001-Sept. 15, 2002)	14
Byron Leftwich (Nov. 30, 2003-Oct. 24, 2004)	12
BLAKE BORTLES (Sept. 11-Nov. 27, 2016)	11
Mark Brunell (Oct. 22-Dec. 23, 2000)	9
David Garrard (Dec. 17, 2006-Oct. 14, 2007)	8
Byron Leftwich (Sept. 25-Nov. 20, 2005)	8
Mark Brunell (Oct. 19-Dec. 7, 1997)	8
Mark Brunell (Sept. 17-Nov. 12, 1995)	8
Two players tied	7

INTERCEPTIONS THROWN

Mark Brunell (1995-2003)	86
David Garrard (2002-10)	54
BLAKE BORTLES (2014-16)	51
Byron Leftwich (2003-06)	36
CHAD HENNE (2012-16)	26
Blaine Gabbert (2011-13)	24
Steve Beuerlein (1995)	7
Quinn Gray (2005-07)	5
Luke McCown (2009-11)	4
Jonathan Quinn (1998-2001)	4

CONSECUTIVE GAMES WITH NO INTS

David Garrard (Sept. 9-Nov. 25, 2007)	8
David Garrard (Dec. 11, 2005-Nov. 5, 2006)	6
Mark Brunell (Oct. 11-Nov. 14, 1999)	5
Mark Brunell (Dec. 1, 1996-Sept. 22, 1997)	5
Several players tied	4

CONSECUTIVE PASSES WITH NO INTS

David Garrard (Sept. 9-Nov. 25, 2007)	209
David Garrard (Dec. 4, 2005-Nov. 12, 2006)	175
Mark Brunell (Nov. 24, 1996-Sept. 28, 1997)	172
David Garrard (Nov. 22-Dec. 17, 2009)	155
Mark Brunell (Oct. 3-Nov. 21, 1999)	148

PASSER RATING (MIN. 200 ATTEMPTS)

David Garrard (2002-10)	85.8
Mark Brunell (1995-2003)	85.4
Byron Leftwich (2003-06)	80.5
BLAKE BORTLES (2014-16)	79.6
CHAD HENNE (2012-16)	75.4
Blaine Gabbert (2011-13)	66.4

COMPLETION % (MIN. 125 ATTEMPTS)

David Garrard (2002-10)	61.64
Mark Brunell (1995-2003)	60.40
BLAKE BORTLES (2014-16)	58.79
Byron Leftwich (2003-06)	58.71
CHAD HENNE (2012-16)	57.71
Quinn Gray (2005-07)	56.11
Blaine Gabbert (2011-13)	53.28
Jonathan Quinn (1998-2001)	52.80
Steve Beuerlein (1995)	50.00

INTERCEPTION % (MIN. 125 ATTEMPTS)

David Garrard (2002-10)	2.37
Mark Brunell (1995-2003)	2.38
Byron Leftwich (2003-06)	2.68
Quinn Gray (2005-07)	2.78
CHAD HENNE (2012-16)	2.92
Blaine Gabbert (2011-13)	3.09
BLAKE BORTLES (2014-16)	3.00

LONGEST PASSING TOUCHDOWNS


BLAKE BORTLES (Dec. 27, 2015 at N.O.)	90
Byron Leftwich (Sept. 28, 2003 at Hou.)	84
CHAD HENNE (Nov. 18, 2012 at Hou.)	81
BLAKE BORTLES (Dec. 13, 2015 vs. Ind.)	80
Blaine Gabbert (Sept. 23, 2012 at Ind.)	80
Quinn Gray (Nov. 4, 2007 at N.O.)	80
Mark Brunell (Sept. 15, 2002 at K.C.)	79
Mark Brunell (Nov. 1, 1998 at Bal.)	78
Blaine Gabbert (Oct. 9, 2011 vs. Cin.)	74

300-YARD PASSING GAMES

Mark Brunell (1995-2003)	22
BLAKE BORTLES (2014-16)	12
David Garrard (2002-10)	6
CHAD HENNE (2012-16)	5
Byron Leftwich (2003-06)	4
Quinn Gray (2003-07)	2

400-YARD PASSING GAMES

Mark Brunell (1995-2003)	2
--------------------------	---



LONGEST PASS COMPLETIONS

BLAKE BORTLES (Dec. 27, 2015 at N.O.)	90t
Byron Leftwich (Sept. 28, 2003 at Hou.)	84t
CHAD HENNE (Nov. 18, 2012 at Hou.)	81t
BLAKE BORTLES (Dec. 13, 2015 vs. Ind.)	80t
Blaine Gabbert (Sept. 23, 2012 at Ind.)	80t
Quinn Gray (Nov. 4, 2007 at N.O.)	80t
Mark Brunell (Sept. 15, 2002 at K.C.)	79t
Mark Brunell (Nov. 1, 1998 at Bal.)	78t
David Garrard (Nov. 21, 2010 vs. Cle.)	75
Mark Brunell (Nov. 9, 1997 vs. K.C.)	75

AVG. GAIN PER ATTEMPT (MIN. 200 ATTEMPTS)

Mark Brunell (1995-2003)	7.11
David Garrard (2002-10)	7.02
Quinn Gray (2005-07)	6.96
Byron Leftwich (2003-06)	6.73
Steve Beuerlein (1995)	6.70
BLAKE BORTLES (2014-16)	6.59
CHAD HENNE (2012-15)	6.54
Jonathan Quinn (1998-2001)	5.98
Blaine Gabbert (2011-13)	5.61



CAREER RECORDS

RUSHING

RUSHING YARDS

Fred Taylor (1998-2008).....	11,271
Maurice Jones-Drew (2006-13).....	8,071
James Stewart (1995-99).....	2,951
Mark Brunell (1995-2003).....	2,219
David Garrard (2002-10).....	1,746
Stacey Mack (1999-2002).....	1,498
Natrone Means (1996-97).....	1,330
T.J. YELDON (2015-16).....	1,205
Denard Robinson (2013-16).....	1,058
Rashad Jennings (2009-12).....	944

CONSECUTIVE GAMES WITH RUSHING TD

Maurice Jones-Drew (Nov. 12-Dec. 31, 2006).....	8
Maurice Jones-Drew (Oct. 18-Nov. 22, 2009).....	5
Maurice Jones-Drew (Nov. 11-Dec. 2, 2007).....	4
Fred Taylor (Dec. 3-23, 2000).....	4
Fred Taylor (Dec. 13, 1999-Jan. 2, 2000).....	4
James Stewart (Nov. 21-Dec. 13, 1999).....	4
Fred Taylor (Nov. 1-22, 1998).....	4
Natrone Means (Nov. 9-30, 1997).....	4



RUSHING ATTEMPTS

Fred Taylor (1998-2008).....	2,428
Maurice Jones-Drew (2006-13).....	1,804
James Stewart (1995-99).....	765
Mark Brunell (1995-2003).....	429
Natrone Means (1996-97).....	396
David Garrard (2002-10).....	380
Stacey Mack (1999-2002).....	372
T.J. YELDON (2015-16).....	312
Greg Jones (2004-12).....	270
Denard Robinson (2013-16).....	263

RUSHING AVERAGE (MIN. 100 ATTEMPTS)

BLAKE BORTLES (2014-16).....	6.55
Mark Brunell (1995-2003).....	5.17
Fred Taylor (1998-2008).....	4.64
David Garrard (2002-10).....	4.59
Maurice Jones-Drew (2006-13).....	4.47
Rashad Jennings (2009-12).....	4.21
Jordan Todman (2012-14).....	4.05
Stacey Mack (1999-2002).....	4.03
Denard Robinson (2013-16).....	4.02

LONGEST RUNS FROM SCRIMMAGE

Maurice Jones-Drew (Nov. 1, 2009 at Ten.).....	80t
Fred Taylor (Dec. 9, 2007 vs. Car.).....	80t
Maurice Jones-Drew (Nov. 1, 2009 at Ten.).....	79t
Fred Taylor (Oct. 12, 1998 vs. Mia.).....	77t
Fred Taylor (Oct. 14, 2007 vs. Hou.).....	76
Fred Taylor (Dec. 10, 2006 vs. Ind.).....	76
Rashad Jennings (Dec. 12, 2010 vs. Oak.).....	74t
Maurice Jones-Drew (Dec. 24, 2006 vs. N.E.).....	74t

LONGEST RUSHING TDs

Maurice Jones-Drew (Nov. 1, 2009 at Ten.).....	80
Fred Taylor (Dec. 9, 2007 vs. Car.).....	80
Maurice Jones-Drew (Nov. 1, 2009 at Ten.).....	79
Fred Taylor (Oct. 12, 1998 vs. Mia.).....	77
Rashad Jennings (Dec. 12, 2010 vs. Oak.).....	74
Maurice Jones-Drew (Dec. 24, 2006 vs. N.E.).....	74
Fred Taylor (Oct. 30, 2005 at STL).....	71

RUSHING TOUCHDOWNS

Maurice Jones-Drew (2006-13).....	68
Fred Taylor (1998-2008).....	62
James Stewart (1995-99).....	33
Stacey Mack (1999-2002).....	19
David Garrard (2002-10).....	17
Mark Brunell (1995-2003).....	14
Natrone Means (1996-97).....	11
Greg Jones (2004-12).....	10
Byron Leftwich (2003-06).....	8
Several players tied.....	7

200-YARD RUSHING GAMES

Fred Taylor (1998-2008).....	1
------------------------------	---

100-YARD RUSHING GAMES

Fred Taylor (1998-2008).....	47
Maurice Jones-Drew (2006-13).....	27
James Stewart (1995-99).....	6
Stacey Mack (1999-2002).....	3
T.J. YELDON (2015-16).....	2
Denard Robinson (2013-16).....	2
Rashad Jennings (2009-12).....	2
Greg Jones (2004-12).....	2

CONSECUTIVE 100-YARD GAMES

Fred Taylor (Oct. 16-Dec. 17, 2000).....	9
Maurice Jones-Drew (Oct. 31-Dec. 12, 2010).....	6
Fred Taylor (Nov. 25-Dec. 23, 2007).....	5
Maurice Jones-Drew (Dec. 15, 2011-Jan. 1, 2012).....	3
Fred Taylor (Nov. 14-28, 2004).....	3
Fred Taylor (Nov. 23-Dec. 7, 2003).....	3
Stacey Mack (Dec. 16-30, 2001).....	3



RECEIVING

RECEPTIONS

Jimmy Smith (1995-2005).....	862
Keenan McCardell (1996-2001).....	499
MARCEDES LEWIS (2006-16).....	451
Maurice Jones-Drew (2006-13).....	335
Fred Taylor (1998-2008).....	286
Kyle Brady (1999-2006).....	241
ALLEN ROBINSON (2014-16).....	201
Pete Mitchell (1995-2002).....	191
Reggie Williams (2004-08).....	189
Cecil Shorts III (2011-14).....	176

CONSECUTIVE GAMES WITH RECEPTION

Jimmy Smith (Oct. 29, 1995-Dec. 17, 2000).....	86
Jimmy Smith (Sept. 9, 2001-Jan. 1, 2006).....	76
Maurice Jones-Drew (Dec. 10, 2006-Dec. 19, 2010).....	65
Keenan McCardell (Dec. 28, 1998-Jan. 6, 2002).....	49
Keenan McCardell (Sept. 1, 1996-Dec. 13, 1998).....	45
ALLEN ROBINSON (Sept. 7, 2014-Jan. 1, 2017).....	42
ALLEN HURNS (Sept. 7, 2014-Oct. 27, 2016).....	38
MARCEDES LEWIS (Sept. 12, 2010-Sept. 9, 2012).....	32
Ernest Wilford (Dec. 26, 2004-Dec. 3, 2006).....	30

RECEIVING YARDS

Jimmy Smith (1995-2005).....	12,287
Keenan McCardell (1996-2001).....	6,393
MARCEDES LEWIS (2006-16).....	4,184
Maurice Jones-Drew (2006-13).....	2,873
ALLEN ROBINSON (2014-16).....	2,831
Kyle Brady (1999-2006).....	2,500
Fred Taylor (1998-2008).....	2,361
Cecil Shorts III (2011-14).....	2,343
Reggie Williams (2004-08).....	2,322
Matt Jones (2005-08).....	2,153

CONSECUTIVE GAMES WITH REC. TD

ALLEN HURNS (Sept. 27-Nov. 15, 2015).....	7
ALLEN ROBINSON (Nov. 29-Dec. 27, 2015).....	5
Julius Thomas (Nov. 19-Dec. 13, 2015).....	4
MARCEDES LEWIS (Dec. 1-22, 2013).....	4
Cecil Shorts III (Nov. 8-Dec. 2, 2012).....	4
Reggie Williams (Dec. 9-30, 2007).....	4
Several players tied.....	3

*An active streak

RECEIVING TOUCHDOWNS

Jimmy Smith (1995-2005).....	67
Keenan McCardell (1996-2001).....	30
MARCEDES LEWIS (2006-16).....	28
ALLEN ROBINSON (2014-16).....	22
ALLEN HURNS (2014-16).....	19
Reggie Williams (2004-08).....	18
Ernest Wilford (2004-10).....	15
Matt Jones (2005-08).....	15
Mike Sims-Walker (2008-11).....	14
Kyle Brady (1999-2006).....	13

YARDS PER RECEPTION (MIN. 100 RECEPTIONS)

ALLEN HURNS (2014-16).....	14.57
Jimmy Smith (1995-2005).....	14.25
ALLEN ROBINSON (2014-16).....	14.08
Ernest Wilford (2004-10).....	13.86
Mike Sims-Walker (2008-11).....	13.49
Cecil Shorts III (2011-14).....	13.31
Matt Jones (2005-08).....	12.97
Keenan McCardell (1996-2001).....	12.81
Willie Jackson (1995-97).....	12.44

CAREER RECORDS

RECEIVING



200-YARD RECEIVING GAMES

Jimmy Smith (1995-2005).....	2
------------------------------	---

100-YARD RECEIVING GAMES

Jimmy Smith (1995-2005).....	46
Keenan McCardell (1996-2001).....	19
ALLEN ROBINSON (2014-16).....	8
ALLEN HURNS (2014-16).....	7
Cecil Shorts III (2011-14).....	7
Matt Jones (2005-08).....	6
Mike Sims-Walker (2008-10).....	6
Justin Blackmon (2012-13).....	3
<i>Several players tied.....</i>	<i>2</i>

LONGEST RECEPTIONS

ALLEN ROBINSON (Dec. 27, 2015 at N.O.).....	90t
Troy Edwards (Sept. 28, 2003 at Hou.).....	84t
Justin Blackmon (Nov. 18, 2012 at Hou.).....	81t
ALLEN HURNS (Dec. 13, 2015 vs. IND.).....	80t
Cecil Shorts III (Sept. 23, 2012 at Ind.).....	80t
Reggie Williams (Nov. 4, 2007 at N.O.).....	80t
Patrick Johnson (Sept. 15, 2002 at K.C.).....	79t

CONSECUTIVE 100-YARD GAMES

Jimmy Smith (Oct. 24-Nov. 14, 2004).....	3
Jimmy Smith (Dec. 19, 1999-Jan. 2, 2000).....	3
Jimmy Smith (Nov. 21-Dec. 2, 1999).....	3
Jimmy Smith (Sept. 12-26, 1999).....	3
Jimmy Smith (Nov. 29-Dec. 13, 1998).....	3
Jimmy Smith (Nov. 9-23, 1997).....	3
Jimmy Smith (Aug. 31-Sept. 22, 1997).....	3
<i>Several players tied.....</i>	<i>2</i>

LONGEST RECEIVING TDs

ALLEN ROBINSON (Dec. 27, 2015 at N.O.).....	90
Troy Edwards (Sept. 28, 2003 at Hou.).....	84
Justin Blackmon (Nov. 18, 2012 at Hou.).....	81
ALLEN HURNS (Dec. 13, 2015 vs. IND.).....	80
Cecil Shorts III (Sept. 23, 2012 at Ind.).....	80
Reggie Williams (Nov. 4, 2007 at N.O.).....	80
Patrick Johnson (Sept. 15, 2002 at K.C.).....	79
Fred Taylor (Nov. 1, 1998 at Bal.).....	78
Jason Hill (Oct. 9, 2011 vs. Cin.).....	74

YARDAGE

SCRIMMAGE YARDS

Fred Taylor (1998-2008).....	13,632
Jimmy Smith (1995-2005).....	12,286
Maurice Jones-Drew (2006-13).....	10,944
Keenan McCardell (1996-2001).....	6,393
MARCEDES LEWIS (2006-16).....	4,184
James Stewart (1995-99).....	3,804
ALLEN ROBINSON (2014-16).....	2,831
Kyle Brady (1999-2006).....	2,500
Reggie Williams (2004-08).....	2,366
Cecil Shorts III (2011-14).....	2,339

ALL-PURPOSE YARDS

Fred Taylor (1998-2008).....	13,640
Maurice Jones-Drew (2006-13).....	13,110
Jimmy Smith (1995-2005).....	12,875
Keenan McCardell (1996-2001).....	6,499
MARCEDES LEWIS (2006-16).....	4,184
James Stewart (1995-99).....	3,793
Reggie Barlow (1996-2000).....	3,687
Mike Thomas (2009-12).....	3,276
ALLEN ROBINSON (2014-16).....	2,831
Kyle Brady (1999-2006).....	2,567

PUNTING

PUNTS

Bryan Barker (1995-2000).....	456
Chris Hanson (2001-06).....	424
Bryan Anger (2012-15).....	360
Adam Podlesh (2007-10).....	229
BRAD NORTMAN (2016).....	77
Nick Harris (2011).....	72
Mark Royals (2003).....	45
Matt Turk (2011).....	27
Steve Weatherford (2008).....	21

LONGEST PUNTS

Bryan Barker (Oct. 11, 1999 at N.Y. Jets).....	83
BRAD NORTMAN (Oct. 2, 2016 vs. IND.).....	78
Adam Podlesh (Oct. 28, 2007 at T.B.).....	76
Chris Hanson (Nov. 20, 2005 at Ten.).....	74
Bryan Anger (Oct. 4, 2012 vs. Det.).....	73
Bryan Anger (Dec. 14, 2014 at Bal.).....	69
Chris Hanson (Sept. 12, 2004 at Buf.).....	69
BRAD NORTMAN (DEC. 18, 2016 at Hou.).....	67
BRAD NORTMAN (Sept. 11, 2016 vs. G.B.).....	67
Bryan Anger (Nov. 30, 2014 vs. N.Y. Giants).....	66
BRAD NORTMAN (Sept. 11, 2016 vs. G.B.).....	65
Bryan Anger (Sept. 23, 2012 at Ind.).....	66
Bryan Anger (Dec. 23, 2012 vs. N.E.).....	65
Bryan Anger (Nov. 25, 2012 vs. Ten.).....	65
Bryan Anger (Oct. 7, 2012 vs. Chi.).....	65
Matt Turk (Sept. 11, 2011 vs. Ten.).....	65

PUNT YARDS

Bryan Barker (1995-2000).....	19,849
Chris Hanson (2001-06).....	18,190
Bryan Anger (2012-15).....	16,855
Adam Podlesh (2007-10).....	9,751
BRAD NORTMAN (2016).....	3,598
Nick Harris (2011).....	3,075
Mark Royals (2003).....	1,852
Matt Turk (2011).....	1,072
Steve Weatherford (2008).....	915

INSIDE THE 20 (MIN. 100 PUNTS)

Bryan Barker (1995-2000).....	151
Chris Hanson (2001-06).....	136
Bryan Anger (2011-15).....	113
Adam Podlesh (2007-10).....	75



GROSS AVERAGE (MIN. 100 PUNTS)

Bryan Anger (2012-15).....	46.8
Bryan Barker (1995-2000).....	43.5
Chris Hanson (2001-06).....	42.9
Adam Podlesh (2007-10).....	42.5

NET AVERAGE (MIN. 100 PUNTS)

Bryan Anger (2012-15).....	40.5
Adam Podlesh (2007-10).....	37.8
Bryan Barker (1995-2000).....	37.2
Chris Hanson (2001-06).....	35.9

CONSECUTIVE PUNTS WITHOUT BLOCK

Bryan Barker (1995-2000).....	456
Adam Podlesh (2007-10).....	229
Chris Hanson (2001-03).....	168

FEWEST TOUCHBACKS (MIN. 100 PUNTS)

Adam Podlesh (2007-10).....	19
Bryan Anger (2012-15).....	27
Bryan Barker (1995-2000).....	43
Chris Hanson (2001-06).....	50

CAREER RECORDS

RETURNS

KICKOFF RETURNS

Maurice Jones-Drew (2006-13).....	79
Deji Karim (2010-11).....	77
Brian Witherspoon (2008-09).....	76
Reggie Barlow (1996-2000).....	70
Jordan Todman (2012-14).....	68
Willie Jackson (1995-97).....	58
David Allen (2003-04).....	52
Derrick Wimbush (2005-06).....	47
Elvis Joseph (2001-02).....	44
Shyrone Stith (2000).....	33

LONGEST KICKOFF RETURNS

MARQISE LEE (Dec. 18, 2016 at Hou.).....	100t
Maurice Jones-Drew (Nov. 4, 2007 at N.O.).....	100t
David Whitted (Dec. 26, 1999 at Ten.).....	98t
Elvis Joseph (Nov. 18, 2001 at Pit.).....	85t
Maurice Jones-Drew (Dec. 10, 2006 vs. Ind.).....	93t
Reggie Barlow (Dec. 7, 1997 vs. N.E.).....	92t

PUNT RETURN YARDS

Reggie Barlow (1996-2000).....	1,581
Alvin Pearman (2005-08).....	693
Mike Thomas (2009-12).....	620
David Allen (2003-04).....	468
RASHAD GREENE SR. (2015-16).....	432
Ace Sanders (2013-14).....	367
Chris Hudson (1995-98).....	348
Damon Gibson (2001-02).....	333
Bobby Shaw (2002).....	310
Jermaine Lewis (2003-04).....	272



KICKOFF RETURN YARDS

Maurice Jones-Drew (2006-12).....	2,054
Deji Karim (2010-11).....	1,900
Brian Witherspoon (2008-09).....	1,818
Jordan Todman (2012-14).....	1,762
Reggie Barlow (1996-2000).....	1,634
Willie Jackson (1995-97).....	1,206
Derrick Wimbush (2005-06).....	1,136
David Allen (2003-04).....	1,041
Elvis Joseph (2001-02).....	990
Shyrone Stith (2000).....	785

KICK RETURN AVERAGE (MIN. 50 RETURNS)

Maurice Jones-Drew (2006-13).....	26.00
Jordan Todman (2012-14).....	25.91
Deji Karim (2010-11).....	24.68
Brian Witherspoon (2008-09).....	23.92
Reggie Barlow (1996-2000).....	23.34
Willie Jackson (1995-97).....	20.79
David Allen (2003-04).....	20.02

PUNT RETURN AVERAGE (MIN. 25 RETURNS)

Bobby Shaw (2002).....	12.40
David Allen (2003-04).....	11.14
RASHAD GREENE SR. (2015-16).....	11.08
Chris Hudson (1995-98).....	10.88
Reggie Barlow (1996-2000).....	10.83
Jermaine Lewis (2003-04).....	9.71
Alvin Pearman (2005-08).....	8.56
Damon Gibson (2001-02).....	8.54
Mike Thomas (2009-12).....	8.27
Dennis Northcutt (2007-08).....	8.19

PUNT RETURN TOUCHDOWNS

Reggie Barlow (1996-2000).....	2
RASHAD GREENE (2015-16).....	1
Mike Thomas (2009-12).....	1
Bobby Shaw (2002).....	1

KICKOFF RETURN TOUCHDOWNS

Maurice Jones-Drew (2006-11).....	2
MARQISE LEE (2014-2016).....	1
Derrick Wimbush (2005-06).....	1
Jimmy Smith (1995-2005).....	1
Elvis Joseph (2001-02).....	1
Alvis Whitted (1998-2001).....	1
Reggie Barlow (1996-2000).....	1



PUNT RETURNS

Reggie Barlow (1996-2000).....	146
Alvin Pearman (2005-08).....	81
Mike Thomas (2009-12).....	75
Ace Sanders (2013-14).....	57
David Allen (2003-04).....	42
Damon Gibson (2001-02).....	39
RASHAD GREENE SR. (2015-2016).....	39
Chris Hudson (1995-98).....	32
Dennis Northcutt (2007-08).....	31
Jermaine Lewis (2003-04).....	28
Bobby Shaw (2002).....	25

LONGEST PUNT RETURNS

Reggie Barlow (Sept. 13, 1998 vs. K.C.).....	85t
Mike Thomas (Dec. 18, 2010 at Ind.).....	78t
Reggie Barlow (Nov. 21, 1999 vs. N.O.).....	74t
RASHAD GREENE SR. (Dec. 13, 2015 vs. Ind.).....	73t
Bobby Shaw (Oct. 6, 2002 vs. Phi.).....	69t
Rashad Greene (Nov. 19, 2015 vs. Ten.).....	63
Chris Hudson (Oct. 6, 1996 at N.O.).....	60

DEFENSE

INTERCEPTIONS

Rashean Mathis (2003-12).....	30
Aaron Beasley (1996-2001).....	15
Donovin Darius (1998-2006).....	14
Derek Cox (2009-12).....	12
PAUL POSLUSZNY (2011-16).....	11
Mike Peterson (2003-08).....	8
Chris Hudson (1995-98).....	8
Reggie Nelson (2007-09).....	7
Deon Grant (2004-06).....	7
Marlon McCree (2001-03).....	7
Jason Craft (1999-2003).....	7

LONGEST INTERCEPTION RETURNS

Aaron Beasley (Sept. 12, 1999 vs. S.F.).....	93t
Rashean Mathis (Oct. 5, 2008 vs. Pit.).....	72t
Rashean Mathis (Sept. 21, 2008 at Ind.).....	61t
PAUL POSLUSZNY (Oct. 13, 2013 at Den.).....	59t
Dwayne Gratz (Dec. 28, 2014 at Hou.).....	55t
Rashean Mathis (Nov. 5, 2006 vs. Ten.).....	55
Scott Starks (Nov. 5, 2006 vs. Ten.).....	55t

CONSECUTIVE GAMES WITH INT

Brian Williams (Oct. 14-Nov. 11, 2007).....	3
JALEN RAMSEY (Dec. 18-24, 2016).....	2
Geno Hayes (Dec. 5-15, 2013).....	2
Derek Cox (Oct. 7-21, 2012).....	2
Morgan Trent (Dec. 24, 2011-Jan. 1, 2012).....	2
Rashean Mathis (Dec. 31, 2006-Sept. 9, 2007).....	2
Gerald Sensabaugh (Dec. 3-10, 2006).....	2
Rashean Mathis (Sept. 10-18, 2006).....	2
Rashean Mathis (Oct. 16-30, 2005).....	2
Donovin Darius (Nov. 21-28, 2004).....	2
Mike Peterson (Nov. 23-30, 2003).....	2
Marlon McCree (Dec. 1-8, 2002).....	2
Marlon McCree (Nov. 10-17, 2002).....	2
Donovin Darius (Oct. 31-Nov. 7, 1999).....	2
Chris Hudson (Sept. 20-27, 1998).....	2
Chris Hudson (Nov. 2-9, 1997).....	2
James Williams (Nov. 26-Dec. 3, 1995).....	2

INTS RETURNED FOR TOUCHDOWN

Rashean Mathis (2003-12).....	3
Aaron Beasley (1996-2001).....	2
Several players tied.....	1



CAREER RECORDS



DEFENSE



SACKS

Tony Brackens (1996-2003)	55.0
Joel Smeenge (1995-2000)	34.0
John Henderson (2002-09)	29.0
Paul Spicer (2001-08)	28.5
Kevin Hardy (1996-2001)	28.5
Gary Walker (1999-2001)	22.5
Marcus Stroud (2001-07)	22.0

CONSECUTIVE GAMES WITH SACK


Tony Brackens (Nov. 11-Dec. 30, 2001)	8
YANNICK NGAKOUE (SEPT. 18-OCT. 16, 2016).....	4
Gary Walker (Oct. 18-Nov. 11, 2001)	4
Tony Brackens (Nov. 28-Dec. 19, 1999)	4
Kevin Hardy (Oct. 11-Nov. 7, 1999)	4
Tony Brackens (Sept. 22-Oct. 12, 1997)	4

TACKLES

Daryl Smith (2004-12)	1,089
PAUL POSLUSZNY (2011-16)	918
Donovin Darius (1998-2006)	858
Mike Peterson (2003-08)	837
Kevin Hardy (1996-2001)	789
John Henderson (2002-09)	563
Rashean Mathis (2003-12)	554
Akin Ayodele (2002-05)	489

TAKEAWAYS

Rashean Mathis (2003-12)	35
Donovin Darius (1998-2006)	20
Tony Brackens (1996-2003)	18
Aaron Beasley (1996-2001)	18



FUMBLES



FUMBLES

Mark Brunell (1995-2003)	51
David Garrard (2002-10)	44
BLAKE BORTLES (2014-16)	29
Fred Taylor (1998-2008)	25
Byron Leftwich (2003-06)	25
Maurice Jones-Drew (2006-13)	22
Blaine Gabbert (2011-13)	21

FUMBLES LOST

David Garrard (2002-10)	21
Mark Brunell (1995-2003)	18
Fred Taylor (1998-2008)	12
BLAKE BORTLES (2014-16)	12
Maurice Jones-Drew (2006-13)	10
Byron Leftwich (2003-06)	10

LONGEST FUMBLE RECOVERY RETURNS

Aaron Beasley (Nov. 8, 1998 vs. Cin.)	90t
Donovin Darius (Nov. 1, 1998 at Bal.)	83t
Daryl Smith (Oct. 14, 2007 vs. Hou.)	77t
Ainsley Battles (Dec. 3, 2001 vs. G.B.)	60t
Andre Branch (Dec. 14, 2015 vs. Ind.)	49t

FORCED FUMBLES

Tony Brackens (1996-2003)	28
Daryl Smith (2004-12)	9
Joel Smeenge (1995-2000)	9
Aaron Beasley (1996-2001)	8
Kevin Hardy (1996-2001)	8
Marcus Stroud (2001-07)	7
Donovin Darius (1998-2006)	7
Akin Ayodele (2002-05)	7

OPPONENT FUMBLE RECOVERIES

Tony Brackens (1996-2003)	13
Donovin Darius (1998-2006)	6
Fernando Bryant (1999-2003)	6
Kevin Hardy (1996-2001)	6
Bryan Schwartz (1995-99)	6
Travis Davis (1995-98)	6



BLOCKS



BLOCKED FIELD GOALS

Marcus Stroud (2001-07)	2
Clyde Simmons (1996-97)	2
Tyson Alualu (2010-16)	1
Chris Clemons (2014-15)	1
Rashean Mathis (2003-10)	1
John Henderson (2002-09)	1

BLOCKED PUNTS

Donovin Darius (1998-2006)	2
Dave Thomas (1995-99)	2

BLOCKED FIELD GOAL RETURNS

Chris Hudson (Sept. 22, 1997 vs. Pit.)	1
Mickey Washington (Dec. 1, 1996 vs. Cin.)	1

BLOCKED EXTRA POINTS

Sen'Derrick Marks (Nov. 20, 2016 at Det.)	1
Tony Brackens (Oct. 5, 1997 vs. Cin.)	1
Clyde Simmons (Sept. 22, 1996 at N.E.)	1

BLOCKED PUNT RETURNS

Mike Harris (Dec. 30, 2012 at Ten.)	1
Zach Potter (Dec. 15, 2011 at Atl.)	1
Alvis Whitted (Nov. 1, 1998 at Bal.)	1
Jimmy Smith (Dec. 3, 1995 at Den.)	1

SINGLE-SEASON RECORDS

SCORING

POINTS

Mike Hollis (1997)	134
Mike Hollis (1999)	130
Josh Scobee (2006)	119
Mike Hollis (1996)	117
JASON MYERS (2016)	110
Jason Myers (2015)	110
Mike Hollis (1998)	108
Josh Scobee (2010)	107
Josh Scobee (2005)	107

TOUCHDOWNS

Fred Taylor (1998)	17
Maurice Jones-Drew (2009)	16
Maurice Jones-Drew (2006)	16
ALLEN ROBINSON (2015)	14
Maurice Jones-Drew (2008)	14
Fred Taylor (2000)	14
James Stewart (1999)	13
Maurice Jones-Drew (2011)	11
Several players tied	10

FIELD GOALS

Mike Hollis (1999)	31
Mike Hollis (1997)	31
Mike Hollis (1996)	30
JASON MYERS (2016)	27
JASON MYERS (2015)	26
Josh Scobee (2006)	26
Josh Scobee (2012)	25
Josh Scobee (2000)	24
Mike Hollis (2000)	24

FIELD GOAL % (MIN. 25 ATTEMPTS)

Mike Hollis (2000)	92.3
Josh Scobee (2013)	92.0
Josh Scobee (2011)	92.0
Josh Scobee (2012)	89.3
JASON MYERS (2015)	86.7
Mike Hollis (1997)	86.1
Mike Hollis (1996)	83.3
Mike Hollis (1999)	81.6
Josh Scobee (2006)	81.3
Mike Hollis (1998)	80.8

EXTRA POINTS

Mike Hollis (1998)	45
Josh Scobee (2010)	41
Josh Scobee (2006)	41
Mike Hollis (1997)	41
Josh Scobee (2005)	38
Mike Hollis (1999)	37
Josh Scobee (2008)	33
Mike Hollis (2000)	33
JASON MYERS (2015)	32
Several players tied	30



PASSING

PASSING YARDS

BLAKE BORTLES (2015)	4,428
Mark Brunell (1996) *Led NFL*	4,367
BLAKE BORTLES (2016)	3,925
Mark Brunell (2000)	3,640
David Garrard (2008)	3,620
David Garrard (2009)	3,597
Mark Brunell (2001)	3,309
Mark Brunell (1997)	3,281
Chad Henne (2013)	3,241
Mark Brunell (1999)	3,060

PASS ATTEMPTS

BLAKE BORTLES (2016)	625
BLAKE BORTLES (2015)	606
Mark Brunell (1996)	557
David Garrard (2008)	535
David Garrard (2009)	516
Mark Brunell (2000)	512
Chad Henne (2013)	503
	475
Mark Brunell (2001)	473
Mark Brunell (1999)	441

PASS COMPLETIONS

BLAKE BORTLES (2016)	368
BLAKE BORTLES (2015)	355
Mark Brunell (1996)	353
David Garrard (2008)	335
David Garrard (2009)	314
Mark Brunell (2000)	311
Chad Henne (2013)	305
Mark Brunell (2001)	289
BLAKE BORTLES (2014)	280
Byron Leftwich (2004)	267

TOUCHDOWN PASSES

BLAKE BORTLES (2015)	35
BLAKE BORTLES (2016)	23
David Garrard (2010)	23
Mark Brunell (2000)	20
Mark Brunell (1998)	20
Mark Brunell (2001)	19
Mark Brunell (1996)	19
David Garrard (2007)	19
Mark Brunell (1997)	18
Mark Brunell (2002)	17

INTERCEPTIONS

Mark Brunell (1996)	20
BLAKE BORTLES (2015)	18
BLAKE BORTLES (2014)	17
BLAKE BORTLES (2016)	16
Byron Leftwich (2003)	16
David Garrard (2010)	15
Chad Henne (2013)	14
Mark Brunell (2000)	14
David Garrard (2008)	13
Mark Brunell (2001)	13

INTERCEPTION % (MIN. 300 ATTEMPTS)

David Garrard (2007)	0.92
Mark Brunell (1997)	1.61
Byron Leftwich (2005)	1.66
Mark Brunell (2002)	1.68
David Garrard (2009)	1.94
Mark Brunell (1995)	2.02
Mark Brunell (1999)	2.04
Byron Leftwich (2004)	2.27
David Garrard (2008)	2.43
Mark Brunell (1998)	2.54

COMPLETION % (MIN. 300 ATTEMPTS)

David Garrard (2010)	64.48
David Garrard (2007)	64.00
Mark Brunell (1996)	63.38
David Garrard (2008)	62.62
Mark Brunell (2001)	61.10
David Garrard (2009)	60.85
Mark Brunell (2000)	60.74
Mark Brunell (1997)	60.69
Chad Henne (2013)	60.64
Byron Leftwich (2004)	60.54

PASSER RATING (MIN. 300 ATTEMPTS)

David Garrard (2007)	102.2
Mark Brunell (1997)	91.2
David Garrard (2010)	90.8
Mark Brunell (1998)	89.9
Byron Leftwich (2005)	89.3
BLAKE BORTLES (2015)	88.2
Mark Brunell (2002)	85.7
Mark Brunell (2001)	84.1
	34.0
Mark Brunell (1996)	84.0

AVG. GAIN PER ATTEMPT (MIN. 300 ATTEMPTS)

Mark Brunell (1996) *Led NFL*	7.84
David Garrard (2007)	7.72
Mark Brunell (1997)	7.54
David Garrard (2010)	7.47
Mark Brunell (1998)	7.35
BLAKE BORTLES (2015)	7.31
Mark Brunell (2000)	7.11
Byron Leftwich (2005)	7.03
Mark Brunell (2001)	7.00
David Garrard (2009)	6.97

400-YARD PASSING GAMES

Mark Brunell (1996)	2
---------------------	---

300-YARD PASSING GAMES

Blake Bortles (2015)	6
Mark Brunell (1996)	6
BLAKE BORTLES (2016)	5
Several players tied	3

SINGLE-SEASON RECORDS

FRANCHISE FACTS • RECORDS • HISTORY • 2016 IN REVIEW • PLAYERS • BIOGRAPHIES

RUSHING

RUSHING YARDS

Maurice Jones-Drew (2011) *Led NFL*	1,606
Fred Taylor (2003)	1,572
Fred Taylor (2000)	1,399
Maurice Jones-Drew (2009)	1,391
Maurice Jones-Drew (2010)	1,324
Fred Taylor (2002)	1,314
Fred Taylor (2004)	1,224
Fred Taylor (1998)	1,223
Fred Taylor (2007)	1,202
Fred Taylor (2006)	1,146

RUSHING ATTEMPTS

Fred Taylor (2003)	345
Maurice Jones-Drew (2011)	343
Maurice Jones-Drew (2009)	312
Maurice Jones-Drew (2010)	299
Fred Taylor (2000)	292
Fred Taylor (2002)	287
Fred Taylor (1998)	264
Fred Taylor (2004)	260
James Stewart (1999)	249
Natrone Means (1997)	244

RUSHING TOUCHDOWNS

Maurice Jones-Drew (2009)	15
Fred Taylor (1998)	14
Maurice Jones-Drew (2006)	13
James Stewart (1999)	13
Maurice Jones-Drew (2008)	12
Fred Taylor (2000)	12
Maurice Jones-Drew (2007)	9
Stacey Mack (2002)	9
Stacey Mack (2001)	9
Natrone Means (1997)	9

RUSHING AVERAGE (MIN. 150 ATTEMPTS)

Maurice Jones-Drew (2006)	5.67
Fred Taylor (2007)	5.39
Fred Taylor (2006)	4.96
Fred Taylor (2000)	4.79
Fred Taylor (2004)	4.71
Maurice Jones-Drew (2011)	4.68
Fred Taylor (1998)	4.63
Maurice Jones-Drew (2007)	4.60
Fred Taylor (1999)	4.60
Fred Taylor (2002)	4.58

200-YARD RUSHING GAMES

Fred Taylor (2000)	1
--------------------	---



100-YARD RUSHING GAMES

Fred Taylor (2000)	9
Maurice Jones-Drew (2010)	7
Fred Taylor (2003)	7
Maurice Jones-Drew (2011)	6
Fred Taylor (1998)	6
Maurice Jones-Drew (2009)	5
Fred Taylor (2007)	5
Fred Taylor (2004)	5
Fred Taylor (2002)	5
Fred Taylor (2006)	4

RECEIVING

RECEPTIONS

Jimmy Smith (1999) *Led NFL*	116
Jimmy Smith (2001)	112
Keenan McCardell (2000)	94
Keenan McCardell (2001)	93
Jimmy Smith (2000)	91
Keenan McCardell (1997)	85
Keenan McCardell (1996)	85
Jimmy Smith (1996)	83
Jimmy Smith (1997)	82
Several players tied	80

RECEIVING YARDS

Jimmy Smith (1999)	1,636
ALLEN ROBINSON (2015)	1,400
Jimmy Smith (2001)	1,373
Jimmy Smith (1997)	1,324
Jimmy Smith (1996)	1,244
Jimmy Smith (2000)	1,213
Keenan McCardell (2000)	1,207
Jimmy Smith (1998)	1,182
Jimmy Smith (2004)	1,172
Keenan McCardell (1997)	1,164
Keenan McCardell (1996)	1,129
Keenan McCardell (2001)	1,110
ALLEN HURNS (2015)	1,031
Jimmy Smith (2002)	1,027
Jimmy Smith (2005)	1,023

YARDS PER RECEPTION (MIN. 50 RECEPTIONS)

Cecil Shorts III (2012)	17.80
ALLEN ROBINSON (2015)	17.50
Jimmy Smith (1997)	16.15
ALLEN HURNS (2015)	16.11
Jimmy Smith (2004)	15.84
Jimmy Smith (1998)	15.15
Jimmy Smith (1996)	14.99

RECEIVING TOUCHDOWNS

ALLEN ROBINSON (2015) *Led NFL*	14
Allen Hurns (2015)	10
MARCEDES LEWIS (2010)	10
Reggie Williams (2007)	10
Jimmy Smith (2001)	8
Jimmy Smith (2000)	8
Jimmy Smith (1998)	8

100-YARD RECEIVING GAMES

Jimmy Smith (1999)	9
ALLEN ROBINSON (2015)	6
Jimmy Smith (2001)	6
Jimmy Smith (1997)	6
Keenan McCardell (2000)	5
Jimmy Smith (2000)	5
Jimmy Smith (1998)	5

200-YARD RECEIVING GAMES

Justin Blackmon (2012)	1
Jimmy Smith (2000)	1
Jimmy Smith (1999)	1
Keenan McCardell (1996)	1



YARDAGE

SCRIMMAGE YARDS

Maurice Jones-Drew (2011)	1,980
Fred Taylor (2003)	1,942
Maurice Jones-Drew (2009)	1,765
Fred Taylor (2002)	1,722
Fred Taylor (1998)	1,644
Maurice Jones-Drew (2010)	1,641
Fred Taylor (2000)	1,639
Jimmy Smith (1999)	1,636
Fred Taylor (2004)	1,569
ALLEN ROBINSON (2015)	1,400

ALL-PURPOSE YARDS

Maurice Jones-Drew (2006)	2,250
Maurice Jones-Drew (2007)	2,014
Maurice Jones-Drew (2011)	1,964
Fred Taylor (2003)	1,942
Maurice Jones-Drew (2009)	1,881
Maurice Jones-Drew (2008)	1,739
Fred Taylor (2002)	1,722
Fred Taylor (1998)	1,653
Maurice Jones-Drew (2010)	1,641
Fred Taylor (2000)	1,638



SINGLE-SEASON RECORDS

PUNTING

PUNTS

Bryan Anger (2013)	95
Bryan Anger (2014)	94
Bryan Anger (2012)	91
Bryan Barker (1998)	85
Chris Hanson (2004)	84
Chris Hanson (2005)	82
Chris Hanson (2001)	82
Bryan Barker (1995)	82
Chris Hanson (2002)	81
Bryan Anger (2015)	80

GROSS AVERAGE (MIN. 50 PUNTS)

Bryan Anger (2012) *NFL rookie record*	47.8
Bryan Anger (2014)	47.5
BRAD NORTMAN (2016)	46.6
Bryan Anger (2015)	46.3
Bryan Anger (2013)	45.7
Bryan Barker (1998)	45.0
Bryan Barker (1997)	44.9

NET AVERAGE (MIN. 50 PUNTS)

Bryan Anger (2012) *NFL rookie record*	40.8
Bryan Anger (2013)	40.5
Bryan Anger (2014)	39.6
BRAD NORTMAN (2016)	39.5
Bryan Anger (2015)	39.5
Adam Podlesh (2010)	39.2
Bryan Barker (1997)	38.8

INSIDE THE 20 (MIN. 50 PUNTS)

Chris Hanson (2005)	33
Bryan Barker (1999)	32
Bryan Anger (2013)	31
Bryan Anger (2012)	31
Bryan Barker (2000)	29
Chris Hanson (2004)	28
Bryan Barker (1998)	28

TOUCHBACKS (MIN. 50 PUNTS)

Adam Podlesh (2007)	2
Bryan Anger (2015)	4
Several players tied	5



KICKOFF RETURNS

Brian Witherspoon (2008)	52
Deji Karim (2010)	50
David Allen (2003)	41
Derrick Wimbush (2005)	39
Jordan Todman (2014)	38
Shyrone Stith (2000)	33
Willie Jackson (1997)	32
Maurice Jones-Drew (2007)	31
Maurice Jones-Drew (2006)	31
Reggie Barlow (1998)	30

KICKOFF RETURN TOUCHDOWNS

MARQISE LEE (2016)	1
Maurice Jones-Drew (2007)	1
Several players tied	1

PUNT RETURNS

Alvin Pearman (2005)	49
Reggie Barlow (1998)	43
Damon Gibson (2001)	38
Reggie Barlow (1999)	38
Reggie Barlow (1997)	36
Mike Thomas (2010)	34
Ace Sanders (2014)	32
Chris Hudson (2006)	32
Chris Hudson (1996)	32
Reggie Barlow (2000)	29

PUNT RETURN AVERAGE (MIN. 15 RETURNS)

RASHAD GREENE SR. (2015)	16.72
Reggie Barlow (1998)	12.91
Bobby Shaw (2002)	12.40
David Allen (2003)	12.00
Reggie Barlow (1997)	11.44
Brian Witherspoon (2008)	11.29
Reggie Barlow (1999)	10.89
Chris Hudson (1996)	10.88
Mike Thomas (2010)	10.53
Desmond Howard (1995)	10.25

RETURNS

KICKOFF RETURN YARDS

Brian Witherspoon (2008)	1,250
Deji Karim (2010)	1,248
Jordan Todman (2014)	972
Derrick Wimbush (2005)	955
Maurice Jones-Drew (2006)	860
David Allen (2003)	831
Maurice Jones-Drew (2007)	811
Shyrone Stith (2000)	785
Reggie Barlow (1998)	747
Jordan Todman (2013)	712

KICKOFF RETURN AVERAGE (MIN. 25 RETURNS)

Maurice Jones-Drew (2006)	27.74
Jordan Todman (2013)	27.38
Maurice Jones-Drew (2007)	26.16
Jordan Todman (2014)	25.58
Deji Karim (2010)	24.96
Reggie Barlow (1998)	24.90
Mike Thomas (2009)	24.77
Derrick Wimbush (2005)	24.49

PUNT RETURN YARDS

Reggie Barlow (1998)	555
Reggie Barlow (1999)	414
Reggie Barlow (1997)	412
Alvin Pearman (2005)	410
Mike Thomas (2010)	358
Chris Hudson (1996)	348
Damon Gibson (2001)	333
David Allen (2003)	324
Bobby Shaw (2002)	310
Rashad Greene (2015)	301

PUNT RETURN TOUCHDOWNS

RASHAD GREENE SR. (2015)	1
Mike Thomas (2010)	1
Bobby Shaw (2002)	1
Reggie Barlow (1999)	1
Reggie Barlow (1998)	1

DEFENSE

INTERCEPTIONS

Rashean Mathis (2006)	8
Marlon McCree (2002)	6
Aaron Beasley (1999)	6
Reggie Nelson (2007)	5
Rashean Mathis (2005)	5
Donovin Darius (2004)	5
Rashean Mathis (2004)	5
Deon Figures (1997)	5
Several players tied	4

INTs RETURNED FOR TOUCHDOWN

Rashean Mathis (2008)	2
Aaron Beasley (1999)	2
Several players tied	1

SACKS

Tony Brackens (1999)	12.0
Tony Brackens (2001)	11.0
Kevin Hardy (1999)	10.5
Bobby McCray (2006)	10.0
Gary Walker (1999)	10.0

TACKLES

PAUL POSLUSZNY (2012)	231
Hardy Nickerson (2001)	230
Russell Allen (2012)	201
PAUL POSLUSZNY (2011)	192
Mike Peterson (2005)	190
Wali Rainer (2002)	188
Kevin Hardy (1998)	186
Mike Peterson (2004)	178

BIOGRAPHIES • PLAYERS • 2016 IN REVIEW • HISTORY • RECORDS • FRANCHISE FACTS

SINGLE-SEASON RECORDS

DEFENSE & FUMBLES

TAKEAWAYS	
Donovin Darius (2004).....	9
Rashean Mathis (2006).....	8
Marlon McCree (2002).....	6
Aaron Beasley (1999).....	6

FORCED FUMBLES	
Tony Brackens (1999).....	8
Tony Brackens (1997).....	6
Tony Brackens (2001).....	5
Tony Brackens (1996).....	5

FUMBLES	
BLAKE BORTLES (2015)	14
Blaine Gabbert (2011).....	14
David Garrard (2009).....	14
Mark Brunell (1996).....	13
David Garrard (2010).....	11
Byron Leftwich (2003).....	11

OPPONENT FUMBLE RECOVERIES	
Donovin Darius (2004).....	4
Bryan Schwartz (1998).....	4

FUMBLES LOST	
David Garrard (2009).....	8
Blake Bortles (2016)	6
Byron Leftwich (2003).....	6
Blake Bortles (2015).....	5
Blaine Gabbert (2011).....	5
David Garrard (2010).....	4
<i>Several players tied</i>	3

SINGLE-GAME RECORDS

SCORING

POINTS	
James Stewart (Oct. 12, 1997 vs. Phi.).....	30
Maurice Jones-Drew (Dec. 11, 2011 vs. T.B.).....	24
Fred Taylor (Nov. 19, 2000 at Pit.).....	24
<i>Several players tied</i>	18

FIELD GOALS	
Josh Scobee (Oct. 10, 2010 at Buf.).....	5
Josh Scobee (Nov. 25, 2007 vs. Buf.).....	5
Mike Hollis (Sept. 10, 2000 at Bal.).....	5
Mike Hollis (Nov. 30, 1997 vs. Bal.).....	5
Mike Hollis (Dec. 1, 1996 vs. Cin.).....	5
Jason Myers (Dec. 24, 2016 vs. Ten.).....	4
<i>Several players tied</i>	4

TOUCHDOWNS	
James Stewart (Oct. 12, 1997 vs. Phi.).....	5
Maurice Jones-Drew (Dec. 11, 2011 vs. T.B.).....	4
Fred Taylor (Nov. 19, 2000 at Pit.).....	4
<i>Several players tied</i>	3

EXTRA POINTS	
Josh Scobee (Dec. 23, 2007 vs. Oak.).....	7
Mike Hollis (Dec. 3, 2000 vs. Cle.).....	6
Mike Hollis (Nov. 1, 1998 at Bal.).....	6
<i>Several players tied</i>	5



PASSING

PASSING YARDS	
Mark Brunell (Sept. 22, 1996 at N.E.).....	432
Mark Brunell (Oct. 20, 1996 at STL).....	421
Mark Brunell (Sept. 10, 2000 at Bal.).....	386
BLAKE BORTLES (Nov. 8, 2015 at NYJ)	381
Mark Brunell (Sept. 20, 1998 vs. Bal.).....	376
BLAKE BORTLES (Dec. 27, 2015 at N.O.)	368
Byron Leftwich (Oct. 10, 2004 at S.D.).....	357
Mark Brunell (Dec. 1, 1996 vs. Cin.).....	356
Chad Henne (Nov. 18, 2012 at Hou.).....	354
Quinn Gray (Nov. 4, 2007 at N.O.).....	354
Mark Brunell (Nov. 10, 1996 vs. Bal.).....	354

PASSING TDs	
BLAKE BORTLES (Dec. 6, 2015 at Ten.)	5
BLAKE BORTLES (Oct. 11, 2015 at T.B.)	4
CHAD HENNE (Nov. 18, 2012 at Hou.)	4
David Garrard (Oct. 31, 2010 at Dal.).....	4
Quinn Gray (Dec. 30, 2007 at Hou.).....	4
Mark Brunell (Nov. 29, 1998 at Cin.).....	4
<i>Several players tied</i>	3

PASS ATTEMPTS	
BLAKE BORTLES (Oct. 27, 2016 vs. Ten.)	54
Byron Leftwich (Oct. 10, 2004 at S.D.).....	54
BLAKE BORTLES (Oct. 18, 2015 vs. Hou.)	53
Mark Brunell (Oct. 20, 1996 at STL).....	52
CHAD HENNE (Dec. 29, 2013 at Ind.)	51
CHAD HENNE (Dec. 23, 2012 vs. N.E.)	51
BLAKE BORTLES (Oct. 4, 2015 at Ind.)	50
Mark Brunell (Sept. 10, 2000 at Bal.).....	50
BLAKE BORTLES (Nov. 29, 2015 vs. S.D.)	49
Blaine Gabbert (Oct. 28, 2012 at G.B.).....	49
Mark Brunell (Oct. 15, 1995 vs. Chi.).....	48

INTERCEPTIONS	
Mark Brunell (Oct. 20, 1996 at STL).....	5
Luke McCown (Sept. 18, 2011 at NYJ).....	4
David Garrard (Sept. 19, 2010 at S.D.).....	4
David Garrard (Nov. 12, 2006 vs. Hou.).....	4
<i>Several players tied</i>	3

AVG. GAIN PER ATTEMPT (MIN. 20 ATTEMPTS)	
David Garrard (Oct. 21, 2010 at Dal.).....	12.38
Rob Johnson (Aug. 31, 1997 at Bal.).....	12.25
Byron Leftwich (Oct. 5, 2003 vs. S.D.).....	12.00
Mark Brunell (Nov. 1, 1998 at Bal.).....	11.85
Mark Brunell (Nov. 21, 1999 vs. N.O.).....	11.70
Mark Brunell (Sept. 22, 1996 at N.E.).....	11.08

PASS COMPLETIONS	
Mark Brunell (Oct. 20, 1996 at STL).....	37
Byron Leftwich (Oct. 10, 2004 at S.D.).....	36
BLAKE BORTLES (Oct. 27, 2016 at Ten.)	33
BLAKE BORTLES (Oct. 12, 2014 at Ten.)	32
BLAKE BORTLES (Nov. 13, 2016 vs. Hou.)	32
BLAKE BORTLES (Nov. 29, 2015 vs. S.D.)	30
BLAKE BORTLES (Oct. 18 vs. Hou.)	30
CHAD HENNE (Dec. 29, 2013 at Ind.)	30
David Garrard (Oct. 18, 2009 vs. STL).....	30
Mark Brunell (Oct. 15, 1995 vs. Chi.).....	30

COMPLETION % (MIN. 20 ATTEMPTS)	
Mark Brunell (Sept. 7, 2003 at Car.).....	85.2
Mark Brunell (Oct. 29, 2000 at Dal.).....	83.3
Rob Johnson (Aug. 31, 1997 at Bal.).....	83.3
David Garrard (Dec. 2, 2007 at Ind.).....	82.8
David Garrard (Oct. 31, 2010 at Dal.).....	81.0
David Garrard (Oct. 10, 2010 at Buf.).....	80.0
Mark Brunell (Oct. 6, 1996 at N.O.).....	80.0

SINGLE-GAME RECORDS

RUSHING

RUSHING YARDS

Fred Taylor (Nov. 19, 2000 at Pit.)	234
Fred Taylor (Dec. 21, 2003 vs. N.O.)	194
Maurice Jones-Drew (Dec. 5, 2010 at Ten.)	186
Fred Taylor (Dec. 6, 1998 vs. Det.)	183
Fred Taylor (Dec. 3, 2000 vs. Cle.)	181
Maurice Jones-Drew (Sept. 23, 2012 at Ind.)	177
Maurice Jones-Drew (Nov. 1, 2009 at Ten.)	177
Maurice Jones-Drew (Jan. 1, 2012 vs. Ind.)	169
Maurice Jones-Drew (Dec. 10, 2006 vs. Ind.)	166
Fred Taylor (Oct. 30, 2005 at STL)	165

RUSHING TOUCHDOWNS

James Stewart (Oct. 12, 1997 vs. Phi.)	5
Maurice Jones-Drew (Oct. 18, 2009 vs. STL)	3
Maurice Jones-Drew (Sept. 27, 2009 at Hou.)	3
Fred Taylor (Dec. 3, 2000 vs. Cle.)	3
Fred Taylor (Nov. 19, 2000 at Pit.)	3
Fred Taylor (Nov. 15, 1998 vs. T.B.)	3
Several players tied	2

RUSHING ATTEMPTS

Fred Taylor (Dec. 21, 2003 vs. N.O.)	34
Maurice Jones-Drew (Oct. 18, 2009 vs. STL)	33
Fred Taylor (Nov. 23, 2003 at NYJ)	32
Fred Taylor (Dec. 17, 2000 at Cin.)	32
Fred Taylor (Dec. 6, 1998 vs. Det.)	32
Maurice Jones-Drew (Dec. 5, 2010 at Ten.)	31
Fred Taylor (Oct. 29, 2000 at Dal.)	31
Several players tied	30

RUSHING AVERAGE (MIN. 10 ATTEMPTS)

Maurice Jones-Drew (Dec. 10, 2006 vs. Ind.)	11.07
Maurice Jones-Drew (Oct. 14, 2007 vs. Hou.)	10.42
Fred Taylor (Oct. 31, 1999 at Cin.)	8.53
Maurice Jones-Drew (Sept. 24, 2006 at Ind.)	7.92
Stacey Mack (Dec. 30, 2001 vs. K.C.)	7.81
Fred Taylor (Nov. 19, 2000 at Pit.)	7.80
Fred Taylor (Oct. 30, 2005 at STL)	7.50
Fred Taylor (Dec. 19, 2004 at G.B.)	7.50



RECEIVING & YARDAGE

RECEPTIONS

Keenan McCardell (Oct. 20, 1996 at STL)	16
Jimmy Smith (Sept. 10, 2000 at Bal.)	15
Justin Blackmon (Oct. 13, 2013 at Den.)	14
Jimmy Smith (Jan. 2, 2000 vs. Cin.)	14
ALLEN HURNS (Oct. 4, 2015 at Ind.)	11
Keenan McCardell (Dec. 23, 2000 at NYG)	11
Keenan McCardell (Oct. 1, 2000 vs. Pit.)	11
Keenan McCardell (Dec. 7, 1997 vs. N.E.)	11
Several players tied	10

RECEIVING TDs

ALLEN ROBINSON (Dec. 6, 2015 at Ten.)	3
Jimmy Smith (Sept. 10, 2000 at Bal.)	3
Several players tied	2

YARDS PER RECEPTION (MIN. 4 RECEPTIONS)

Justin Blackmon (Nov. 18, 2012 at Hou.)	33.7
Ernest Wilford (Dec. 24, 2005 at Hou.)	29.5
Andre Rison (Sept. 22, 1996 at N.E.)	28.8
Jimmy Smith (Nov. 9, 1997 vs. K.C.)	28.0

RECEIVING YARDS

Jimmy Smith (Sept. 10, 2000 at Bal.)	291
Justin Blackmon (Nov. 18, 2012 at Hou.)	236
Keenan McCardell (Oct. 20, 1996 at STL)	232
Jimmy Smith (Nov. 21, 1999 vs. N.O.)	220
Justin Blackmon (Oct. 13, 2013 at Den.)	190
Jimmy Smith (Jan. 2, 2000 vs. Cin.)	165
Jimmy Smith (Sept. 22, 1997 vs. Pit.)	164
Jimmy Smith (Dec. 1, 1996 vs. Cin.)	162
Pete Mitchell (Nov. 19, 1995 at T.B.)	161
Jimmy Smith (Nov. 16, 1997 vs. Ten.)	158

SCRIMMAGE YARDS

Jimmy Smith (Sept. 10, 2000 at Bal.)	291
Fred Taylor (Nov. 19, 2000 at Pit.)	248
Fred Taylor (Sept. 29, 2002 vs. NYJ)	237
Justin Blackmon (Nov. 18, 2012 at Hou.)	236
Keenan McCardell (Oct. 20, 1996 at STL)	232
Fred Taylor (Dec. 21, 2003 at N.O.)	225
Maurice Jones-Drew (Nov. 21, 2010 vs. Cle.)	220
Jimmy Smith (Nov. 21, 1999 vs. N.O.)	220
Fred Taylor (Sept. 20, 1998 vs. Bal.)	213
Fred Taylor (Dec. 6, 1998 vs. Det.)	206



ALL-PURPOSE YARDS

Maurice Jones-Drew (Dec. 10, 2006 vs. Ind.)	303
Jimmy Smith (Sept. 10, 2000 at Bal.)	291
Maurice Jones-Drew (Oct. 14, 2007 vs. Hou.)	260
Fred Taylor (Nov. 19, 2000 at Pit.)	248
Maurice Jones-Drew (Sept. 24, 2006 at Ind.)	244
Fred Taylor (Sept. 29, 2002 vs. NYJ)	237
Justin Blackmon (Nov. 18, 2012 at Hou.)	236
Keenan McCardell (Oct. 20, 1996 at STL)	232
Fred Taylor (Dec. 21, 2003 vs. N.O.)	225
Several players tied	220

PUNTING

PUNTS

Bryan Anger (Sept. 8, 2013 vs. K.C.)	11
Adam Podlesh (Nov. 16, 2008 vs. Ten.)	10
Bryan Anger (Oct. 21, 2012 at Oak.)	9
Bryan Anger (Sept. 16, 2012 vs. Hou.)	9
Nick Harris (Dec. 24, 2011 at Ten.)	9
Nick Harris (Nov. 27, 2011 vs. Hou.)	9
Chris Hanson (Oct. 16, 2005 at Pit.)	9
Chris Hanson (Sept. 19, 2004 vs. Den.)	9
Bryan Barker (Sept. 25, 2000 at Ind.)	9
Bryan Barker (Nov. 14, 1999 vs. Bal.)	9
Bryan Barker (Oct. 29, 1995 at Pit.)	9

PUNTS INSIDE 20

Bryan Barker (Nov. 14, 1999 vs. Bal.)	8
Bryan Anger (Nov. 17, 2013 vs. Ari.)	6
Bryan Barker (Oct. 3, 1999 vs. Pit.)	6

GROSS AVERAGE (MIN. 4 PUNTS)

Bryan Anger (Dec. 23, 2012 vs. N.E.)	56.3
Bryan Anger (Oct. 11, 2015 at T.B.)	55.3
BRAD NORTMAN (Oct. 16, 2016 at Chi.)	55.0
Bryan Barker (Oct. 19, 1997 at Dal.)	53.8
BRAD NORTMAN (Oct. 2, 2016 vs. Ind.)	53.6
Bryan Anger (Sept. 9, 2012 at Min.)	53.5
Bryan Anger (Sept. 23, 2012 at Ind.)	53.5

NET AVERAGE (MIN. 4 PUNTS)

BRAD NORTMAN (Oct. 16, 2016 at Chi.)	52.2
Bryan Anger (Nov. 4, 2012 vs. Det.)	50.5
Adam Podlesh (Dec. 23, 2007 vs. Oak.)	49.8
Chris Hanson (Nov. 10, 2002 vs. Was.)	48.2
Bryan Anger (Dec. 26, 2012 at Mia.)	47.4



SINGLE-GAME RECORDS

RETURNS

KICKOFF RETURNS

Deji Karim (Oct. 18, 2010 vs. Ten.)	7
Jermaine Lewis (Oct. 10, 2004 at S.D.)	7
Curtis Marsh (Nov. 12, 1995 vs. Sea.)	7
Several players tied	6

KICKOFF RETURN AVERAGE (MIN. 3 RETURNS)

Maurice Jones-Drew (Nov. 4, 2007 at N.O.)	47.33
Derrick Wimbush (Nov. 27, 2005 at Ari.)	46.00
Brian Witherspoon (Sept. 7, 2008 at Ten.)	41.33
Randy Jordan (Oct. 13, 1996 vs. NYJ)	39.67
Tiquan Underwood (Sept. 12, 2010 vs. Den.)	38.33

KICKOFF RETURN YARDS

Reggie Barlow (Oct. 25, 1998 at Den.)	206
Jordan Todman (Sept. 28, 2014 at S.D.)	174
Jordan Todman (Nov. 2, 2014 at Cin.)	173
Curtis Marsh (Nov. 12, 1995 vs. Sea.)	169
Deji Karim (Oct. 18, 2010 vs. Ten.)	168
Reggie Barlow (Dec. 7, 1997 vs. N.E.)	157
Rashad Jennings (Nov. 18, 2012 at Hou.)	149
David Allen (Dec. 14, 2003 at N.E.)	147
Alvis Whitted (Dec. 26, 1999 at Ten.)	147
Mike Thomas (Nov. 1, 2009 at Ten.)	146

KICKOFF RETURN TDs

MARQISE LEE (Dec. 18, 2016 at Hou.)	1
Maurice Jones-Drew (Nov. 4, 2007 at N.O.)	1
Maurice Jones-Drew (Dec. 10, 2006 vs. Ind.)	1
Derrick Wimbush (Nov. 27, 2005 at Ari.)	1
Elvis Joseph (Nov. 18, 2001 at Pit.)	1
Alvis Whitted (Dec. 26, 1999 at Ten.)	1
Reggie Barlow (Dec. 7, 1997 vs. N.E.)	1

PUNT RETURN YARDS

Reggie Barlow (Sept. 13, 1998 vs. K.C.)	134
Mike Thomas (Dec. 19, 2010 at Ind.)	99
Desmond Howard (Sept. 24, 1995 vs. G.B.)	82
Reggie Barlow (Sept. 20, 1998 vs. Bal.)	81
Reggie Barlow (Nov. 21, 1999 vs. N.O.)	80
Reggie Barlow (Nov. 23, 1997 at Cin.)	79
Jermaine Lewis (Sept. 19, 2004 vs. Den.)	78
RASHAD GREENE SR. (Nov. 19, 2015 vs. Ten.)	76
Reggie Barlow (Nov. 2, 1997 at Ten.)	76
Several players tied	73

PUNT RETURNS

Alvin Pearman (Dec. 18, 2005 vs. S.F.)	7
Alvin Pearman (Nov. 13, 2005 vs. Bal.)	7
Ace Sanders (Nov. 17, 2013 vs. Ari.)	6
Mike Thomas (Oct. 24, 2011 vs. Bal.)	6
David Allen (Dec. 7, 2003 vs. Hou.)	6
Reggie Barlow (Dec. 3, 2000 vs. Cle.)	6
R. Jay Soward (Oct. 8, 2000 vs. Bal.)	6
Reggie Barlow (Nov. 14, 1999 vs. Bal.)	6
Reggie Barlow (Sept. 20, 1998 vs. Bal.)	6
Several players tied	5

PUNT RETURN TDs

RASHAD GREENE (Dec. 13, 2015 vs. Ind.)	1
Mike Thomas (Dec. 19, 2010 at Ind.)	1
Bobby Shaw (Oct. 6, 2002 vs. Phi.)	1
Reggie Barlow (Nov. 21, 1999 vs. N.O.)	1
Reggie Barlow (Sept. 13, 1998 vs. K.C.)	1

PUNT RETURN YARD AVG.

Reggie Barlow (Sept. 13, 1998 vs. K.C.)	44.67
Reggie Barlow (Nov. 23, 1997 at Cin.)	26.33
Reggie Barlow (Nov. 2, 1997 at Ten.)	25.33
Mike Thomas (Dec. 19, 2010 at Ind.)	24.75
Reggie Barlow (Nov. 29, 1998 at Cin.)	23.00
Brian Witherspoon (Nov. 29, 2009 at S.F.)	21.00
Desmond Howard (Sept. 24, 1995 vs. G.B.)	20.50
Dennis Northcutt (Dec. 9, 2007 vs. Car.)	20.00



DEFENSE, FUMBLES & BLOCKS

INTERCEPTIONS

Davon House (Nov. 15, 2015 at Bal.)	2
Derek Cox (Oct. 31, 2010 at Dal.)	2
Rashean Mathis (Nov. 5, 2006 vs. Ten.)	2
Rashean Mathis (Sept. 18, 2006 vs. Pit.)	2
Terry Cousin (Nov. 13, 2005 vs. Bal.)	2
Rashean Mathis (Oct. 30, 2005 at STL)	2
Donovin Darius (Jan. 2, 2005 at Oak.)	2
Rashean Mathis (Dec. 19, 2004 at G.B.)	2
Marlon McCree (Sept. 15, 2002 at K.C.)	2
Rayna Stewart (Sept. 10, 2000 at Bal.)	2
Aaron Beasley (Sept. 12, 1999 vs. S.F.)	2
Deon Figures (Aug. 31, 1997 at Bal.)	2
Several players tied	1

TAKEAWAYS

Darren Carrington (Oct. 1, 1995 at Hou.)	3
--	---

FORCED FUMBLES

Tony Brackens (Oct. 3, 1999 vs. Pit.)	3
Several players tied	2

OPPONENT FUMBLE RECOVERIES

Telvin Smith (Nov. 23, 2014 at Ind.)	2
Tony Brackens (Sept. 29, 1996 vs. Car.)	2
Darren Carrington (Oct. 1, 1995 at Hou.)	2

INTs RETURNED FOR TOUCHDOWN

JALEN RAMSEY (Dec. 24, 2016 vs. Ten.)	1
TELVIN SMITH (Oct. 25, 2015 vs. Buf.)	1
Dwayne Gratz (Dec. 28, 2014 at Hou.)	1
PAUL POSLUSZNY (Oct. 13, 2013 at Den.)	1
Rashean Mathis (Sept. 21, 2008 at Ind.)	1
Rashean Mathis (Oct. 5, 2008 vs. Pit.)	1
Clint Ingram (Dec. 9, 2007 vs. Car.)	1
Aaron Glenn (Oct. 28, 2007 at T.B.)	1
Scott Starks (Nov. 5, 2006 vs. Ten.)	1
Mike Peterson (Nov. 13, 2005 vs. Bal.)	1
Rashean Mathis (Oct. 16, 2005 at Pit.)	1
Tony Brackens (Nov. 28, 1999 at Bal.)	1
Aaron Beasley (Sept. 26, 1999 vs. Ten.)	1
Aaron Beasley (Sept. 12, 1999 vs. S.F.)	1
Mickey Washington (Oct. 22, 1995 at Cle.)	1

BLOCKED PUNTS

Dan Skuta (Jan. 1, 2017 at IND)	1
Hayes Pullard III (Nov. 29, 2015 vs. S.D.)	1
J.T. Thomas (Sept. 8, 2013 vs. K.C.)	1
Mike Harris (Dec. 30, 2012 at Ten.)	1
Kassim Osgood (Dec. 15, 2011 at Atl.)	1
Rashad Jennings (Sept. 19, 2010 at S.D.)	1
Jorge Cordova (Dec. 10, 2006 vs. Ind.)	1
Gerald Sensabaugh (Oct. 8, 2006 vs. NYJ)	1
Derrick Wimbush (Oct. 9, 2005 vs. Cin.)	1
Eric Westmoreland (Oct. 27, 2002 vs. Hou.)	1
Donovin Darius (Sept. 10, 2001 vs. Pit.)	1
Donovin Darius (Oct. 1, 2000 vs. Pit.)	1
Dave Thomas (Nov. 14, 1999 vs. Bal.)	1
Alvis Whitted (Nov. 1, 1998 at Bal.)	1
Dave Thomas (Oct. 12, 1997 vs. Phi.)	1
Mike Dumas (Dec. 3, 1995 at Den.)	1

SACKS

Chris Clemons (Nov. 23, 2014 at Ind.)	3.0
Paul Spicer (Sept. 25, 2005 at NYJ)	3.0
John Henderson (Oct. 6, 2002 vs. Phi.)	3.0
Kelvin Prichett (Oct. 5, 1997 vs. Cin.)	3.0

TACKLES

Hardy Nickerson (Nov. 25, 2001 vs. Bal.)	23
Russell Allen (Sept. 16, 2012 vs. Hou.)	22
Wali Rainer (Oct. 13, 2002 at Ten.)	22
T.J. Slaughter (Nov. 25, 2001 vs. Bal.)	22
PAUL POSLUSZNY (Dec. 19, 2012 at Mia.)	21
Bryan Schwartz (Dec. 17, 1995 at Det.)	21
Russell Allen (Nov. 18, 2012 at Hou.)	20
Daryl Smith (Dec. 18, 2010 at Ind.)	20
Kevin Hardy (Nov. 1, 1998 at Bal.)	20

BLOCKED FIELD GOALS

Tyson Alualu (Dec. 27, 2015 at N.O.)	1
Chris Clemons (Sept. 13, 2015 vs. Car.)	1
Rashean Mathis (Oct. 2, 2005 vs. Den.)	1
John Henderson (Dec. 8, 2002 vs. Cle.)	1
Marcus Stroud (Sept. 8, 2002 vs. Ind.)	1
Marcus Stroud (Dec. 3, 2001 vs. G.B.)	1
Clyde Simmons (Sept. 22, 1997 vs. Pit.)	1
Clyde Simmons (Dec. 1, 1996 vs. Cin.)	1

ROOKIE RECORDS

SCORING & PASSING

POINTS (SEASON)

Fred Taylor (1998).....	102
Maurice Jones-Drew (2006)	96
Josh Scobee (2004).....	93
Seth Marler (2003).....	90
ALLEN HURNS (2014).....	36
Justin Blackmon (2012).....	32
Willie Jackson (1995).....	32
Matt Jones (2005).....	30
Hayden Epstein (2002).....	28
<i>Several players tied</i>	18

PASSING YARDS (GAME)

BLAKE BORTLES (Oct. 12, 2014 at Ten.)	336
Byron Leftwich (Oct. 5, 2003 vs. S.D.).....	336
BLAKE BORTLES (Nov. 9, 2014 vs. Dal.)	290
Byron Leftwich (Dec. 14, 2003).....	288
Byron Leftwich (Oct. 12, 2003).....	256
BLAKE BORTLES (Sept. 28, 2014 at S.D.)	254
BLAKE BORTLES (Nov. 2, 2014 at Cin.)	247
Byron Leftwich (Sept. 28, 2003 at Hou.).....	231
Byron Leftwich (Nov. 30, 2003 vs. T.B.).....	224
BLAKE BORTLES (Sept. 21, 2014 vs. Ind.).....	223

PASS COMPLETIONS (SEASON)

Blake Bortles (2014)	280
Byron Leftwich (2003).....	239
Blaine Gabbert (2011).....	210
Jonathan Quinn (1998).....	34
David Garrard (2002).....	23
Rob Johnson (1995).....	3
Matt Jones (2005).....	2
LaBrandon Toefield (2003).....	1
Ace Sanders (2013).....	1

PASSING TDs (SEASON)

Byron Leftwich (2003).....	14
Blaine Gabbert (2011).....	12
BLAKE BORTLES (2014).....	11
Jonathan Quinn (1998).....	2
David Garrard (2002).....	1
Ace Sanders (2013).....	1

INTERCEPTIONS (SEASON)

BLAKE BORTLES (2014).....	17
Byron Leftwich (2003).....	16
Blaine Gabbert (2011).....	11
Jonathan Quinn (1998).....	3
David Garrard (2002).....	2
Rob Johnson (1995).....	1

TOUCHDOWNS (SEASON)

Fred Taylor (1998).....	17
Maurice Jones-Drew (2006)	16
ALLEN HURNS (2014)	6
Matt Jones (2005).....	5
Justin Blackmon (2012).....	5
Greg Jones (2004).....	3
LaBrandon Toefield (2003).....	3
Elvis Joseph (2001).....	3
James Stewart (1995).....	3
<i>Several players tied</i>	2

PASS ATTEMPTS (SEASON)

BLAKE BORTLES (2014).....	475
Byron Leftwich (2003).....	418
Blaine Gabbert (2011).....	413
Jonathan Quinn (1998).....	64
David Garrard (2002).....	46
Rob Johnson (1995).....	7
Matt Jones (2005).....	3
LaBrandon Toefield (2003).....	2
Ace Sanders (2013).....	1

PASS COMPLETIONS (GAME)

BLAKE BORTLES (Oct. 12, 2014 at Ten.)	32
BLAKE BORTLES (Sept. 28, 2014 at S.D.)	29
Byron Leftwich (Oct. 12, 2003 vs. Mia.).....	24
BLAKE BORTLES (Nov. 9, 2014 vs. Dal.)	22
BLAKE BORTLES (Nov. 2, 2014 at Cin.)	22
BLAKE BORTLES (Oct. 5, 2014 vs. Pit.)	22
Blaine Gabbert (Nov. 20, 2011 at Cle.).....	22
Byron Leftwich (Nov. 2, 2003 at Bal.).....	22
<i>Several players tied</i>	21

PASSING TDs (GAME)

BLAKE BORTLES (Nov. 2, 2014 at Cin.)	2
BLAKE BORTLES (Sept. 21, 2014 vs. Ind.)	2
Blaine Gabbert (Dec. 11, 2011 vs. T.B.).....	2
Blaine Gabbert (Dec. 5, 2011 vs. S.D.).....	2
Byron Leftwich (Oct. 5, 2003 vs. S.D.).....	2
Byron Leftwich (Nov. 30, 2003 vs. T.B.).....	2
<i>Several players tied</i>	1

INTERCEPTIONS (GAME)


BLAKE BORTLES (Oct. 19, 2014 vs. Cle.)	3
Byron Leftwich (Oct. 12, 2003 vs. Mia.).....	3
Byron Leftwich (Sept. 28, 2003 at Hou.).....	3
<i>Several players tied</i>	2

PASSING YARDS (SEASON)

BLAKE BORTLES (2014).....	2,908
Byron Leftwich (2003).....	2,819
Blaine Gabbert (2011).....	2,214
Jonathan Quinn (1998).....	387
David Garrard (2002).....	231
LaBrandon Toefield (2003).....	32
Rob Johnson (1995).....	24
Ace Sanders (2013).....	21
Matt Jones (2005).....	12

PASS ATTEMPTS (GAME)

BLAKE BORTLES (Oct. 12, 2014 at Ten.)	46
Byron Leftwich (Oct. 12, 2003 vs. Mia.).....	42
Blaine Gabbert (Dec. 24, 2011 at Ten.).....	42
Blaine Gabbert (Oct. 2, 2011 vs. N.O.).....	42
Blaine Gabbert (Nov. 20, 2011 at Cle.).....	41
Byron Leftwich (Dec. 14, 2003 at N.E.).....	40
BLAKE BORTLES (Dec. 14, 2014 at Bal.)	37
BLAKE BORTLES (Dec. 7, 2014 vs. Hou.)	39
BLAKE BORTLES (Nov. 9, 2014 vs. Dal.)	37
BLAKE BORTLES (Sept. 28, 2014 at S.D.)	37



RUSHING

RUSHING YARDS (SEASON)

Fred Taylor (1998).....	1,223
Maurice Jones-Drew (2006)	941
T.J. YELDON (2015)	740
James Stewart (1995).....	525
BLAKE BORTLES (2014).....	419
Elvis Joseph (2001).....	294
LaBrandon Toefield (2003).....	212
Rashad Jennings (2009).....	202
Greg Jones (2004).....	162
Deji Karim (2010).....	160

RUSHING YARDS (GAME)

Fred Taylor (Dec. 6, 1998 vs. Det.).....	183
Maurice Jones-Drew (Dec. 10, 2006 vs. Ind.).....	166
Maurice Jones-Drew (Dec. 24, 2006 vs. N.E.).....	131
Fred Taylor (Nov. 15, 1998 vs. T.B.).....	128
Fred Taylor (Sept. 20, 1998 vs. Bal.).....	128
Fred Taylor (Nov. 8, 1998 vs. Cin.).....	118
Fred Taylor (Sept. 27, 1998 at Ten.).....	116
T.J. YELDON (Oct. 25, 2015 vs. Buf.).....	115
T.J. YELDON (Oct. 4, 2015 at Ind.).....	105
Fred Taylor (Dec. 20, 1998 at Min.).....	105

RUSHING ATTEMPTS (SEASON)

Fred Taylor (2003).....	264
T.J. YELDON (2015)	182
Maurice Jones-Drew (2006)	166
James Stewart (1995).....	137
Elvis Joseph (2001).....	68
Greg Jones (2004).....	62
Blake Bortles (2014).....	419
LaBrandon Toefield (2003).....	53
Blaine Gabbert (2011).....	48
Rashad Jennings (2009).....	39
Alvin Pearman (2005).....	39

ROOKIE RECORDS



RUSHING



RUSHING ATTEMPTS (GAME)

Fred Taylor (Dec. 6, 1998 vs. Det.).....	32
Fred Taylor (Nov. 8, 1998 vs. Cin.).....	27
Maurice Jones-Drew (Dec. 17, 2006 at Ten.).....	25
Fred Taylor (Sept. 27, 1998 at Ten.).....	25
T.J. Yeldon (Sept. 20, 2015 vs. Mia.).....	25
Fred Taylor (Dec. 20, 1998 at Min.).....	23
Fred Taylor (Sept. 20, 1998 vs. Bal.).....	23
T.J. Yeldon (Oct. 4, 2015 at Ind.).....	22
Fred Taylor (Nov. 1, 1998 at Bal.).....	22
Maurice Jones-Drew (Oct. 29, 2006 at Phi.).....	21
Fred Taylor (Dec. 28, 1998 vs. Pit.).....	21

RUSHING TDs (SEASON)

Fred Taylor (1998).....	14
Maurice Jones-Drew (2006).....	13
Greg Jones (2004).....	3
T.J. Yeldon (2015).....	2
Storm Johnson (2014).....	2
Byron Leftwich (2003).....	2
LaBrandon Toefield (2003).....	2
David Garrard (2002).....	2
James Stewart (1995).....	2
Several players tied.....	1

RUSHING TDs (GAME)

Fred Taylor (Nov. 15, 1998 vs. T.B.).....	3
Maurice Jones-Drew (Dec. 24, 2006 vs. N.E.).....	2
Maurice Jones-Drew (Dec. 10, 2006 vs. Ind.).....	2
Maurice Jones-Drew (Oct. 8, 2006 vs. NYJ).....	2
David Garrard (Oct. 13, 2002 at Ten.).....	2
Fred Taylor (Oct. 12, 1998 vs. Mia.).....	2
Fred Taylor (Dec. 6, 1998 vs. Det.).....	2
Several players tied.....	1



RECEIVING & YARDAGE



RECEPTIONS (SEASON)

Justin Blackmon (2012).....	64
Willie Jackson (1995).....	53
ALLEN HURNS (2014)	51
Ace Sanders (2013).....	51
ALLEN ROBINSON (2014)	48
Mike Thomas (2009).....	48
Maurice Jones-Drew (2006).....	46
Fred Taylor (1998).....	44
Pete Mitchell (1995).....	41
MARQISE LEE (2014)	37

RECEIVING TDs (SEASON)

ALLEN HURNS (2014)	6
Justin Blackmon (2012).....	5
Matt Jones (2005).....	5
Willie Jackson (1995).....	5
Fred Taylor (1998).....	3
Several players tied.....	2

SCRIMMAGE YARDS (SEASON)

Fred Taylor (1998).....	1,644
Maurice Jones-Drew (2006).....	1,377
T.J. YELDON (2015)	1,019
Justin Blackmon (2012).....	888
James Stewart (1995).....	715
ALLEN HURNS (2014)	677
Willie Jackson (1995).....	589
ALLEN ROBINSON (2014)	548

RECEPTIONS (GAME)

Pete Mitchell (Nov. 19, 1995 at T.B.).....	10
Fred Taylor (Sept. 20, 1998 vs. Bal.).....	9
ALLEN ROBINSON (Oct. 12, 2014 at Ten.)	8
Ace Sanders (Dec. 1, 2013 at Cle.).....	8
Ace Sanders (Nov. 17, 2013 vs. Ari.).....	8
Zach Miller (Jan. 3, 2010 at Cle.).....	8
Several players tied.....	7

YARDS/REC. (SEASON) (MIN. 25 RECEPTIONS)

Justin Blackmon (2012).....	13.52
ALLEN HURNS (2014)	13.27
Pete Mitchell (1995).....	12.85
Matt Jones (2005).....	12.00
ALLEN ROBINSON (2014)	11.42
Marqise Lee (2014).....	11.41
Willie Jackson (1995).....	11.11
Reggie Williams (2004).....	9.93
Fred Taylor (1998).....	9.57
Ace Sanders (2013).....	9.49

ALL-PURPOSE YARDS (SEASON)

Maurice Jones-Drew (2006).....	2,250
Fred Taylor (1998).....	1,653
Brian Witherspoon (2008).....	1,442
Deji Karim (2010).....	1,418
Mike Thomas (2009).....	1,301
David Allen (2003).....	1,223
T.J. Yeldon (2015).....	1,019

RECEIVING YARDS (SEASON)

Justin Blackmon (2012).....	865
ALLEN HURNS (2014)	677
Willie Jackson (1995).....	589
ALLEN ROBINSON (2014)	548
Pete Mitchell (1995).....	527
Ace Sanders (2013).....	484
Mike Thomas (2009).....	453
Maurice Jones-Drew (2006).....	436
Matt Jones (2005).....	432
Marqise Lee (2014).....	422

YARDS/REC. (GAME) (MIN. 4 RECEPTIONS)

Justin Blackmon (Nov. 18, 2012 at Hou.).....	33.71
ALLEN HURNS (Sept. 7, 2014 at Phi.)	27.50
Matt Jones (Nov. 13, 2005 vs. Bal.).....	23.40
Willie Jackson (Dec. 24, 1995 vs. Cle.).....	20.25
T.J. YELDON (Dec. 6, 2015 at Ten.)	19.75
Willie Jackson (Dec. 10, 1995 vs. Ind.).....	18.83
ALLEN ROBINSON (Sept. 14, 2014 at Was.)	18.75
Mike Sims-Walker (Oct. 5, 2008 vs. Pit.).....	17.83

100-YARD RECEIVING GAMES (SEASON)

ALLEN HURNS (2014)	2
Justin Blackmon (2012).....	1
Matt Jones (2005).....	1
Pete Mitchell (1995).....	1



DEFENSE



SACKS (SEASON)

YANNICK NGAOUE (2016)	8.0
Tony Brackens (1996).....	7.0
John Henderson (2002).....	6.5
Kevin Hardy (1996).....	5.5
Tyson Alualu (2010).....	3.5
Derrick Harvey (2008).....	3.5
Bobby McCray (2004).....	3.5
Chris Smith (2014).....	3.0
Akin Ayodele (2002).....	3.0
Larry Smith (1999).....	3.0

INTERCEPTIONS (SEASON)

Reggie Nelson (2007).....	5
Derek Cox (2009).....	4
Several players tied.....	2

TACKLES (SEASON)

Bryan Schwartz (1995).....	161
Kevin Hardy (1996).....	130
Clint Ingram (2006).....	117
Akin Ayodele (2002).....	108
T.J. Slaughter (2000).....	108

TACKLES (GAME)

Bryan Schwartz (Dec. 17, 1995 at Det.).....	21
Bryan Schwartz (Dec. 24, 1995 vs. Cle.).....	19
Bryan Schwartz (Dec. 10, 1995 vs. Ind.).....	17

TAKEAWAYS (SEASON)

Derek Cox (2009).....	5
Reggie Nelson (2007).....	5
Fernando Bryant (1999).....	5



OPPONENT RECORDS

SCORING

POINTS

Jeff Reed, Pittsburgh (12/1/02).....	19
Several players tied (K. Moreno, Den., 2013).....	18

TOUCHDOWNS

Several players tied (D. Martin, T.B., 2013).....	3
---	---

PASSING

PASSING YARDS

Matt Schaub, Hou. (11/18/12).....	527
Drew Brees, N.O. (11/4/07).....	445
Peyton Manning, Ind. (9/25/00).....	440
Carson Palmer, Ari. (11/17/13).....	419
Drew Brees, N.O. (12/27/15).....	412

PASS ATTEMPTS

Matt Schaub, Hou. (11/16/12).....	55
Vinny Testaverde, Bal. (11/24/96).....	50
Rich Gannon, K.C. (11/9/97).....	50
Shane Matthews, Was. (11/10/02).....	50
Peyton Manning, Ind. (12/10/06).....	50

INTERCEPTIONS THROWN

Jon Kitna, Dal. (10/31/10).....	4
Several players tied (J. Russell, Oak. 2007).....	3

TOUCHDOWN PASSES

Steve McNair, Ten. (12/26/99).....	5
Tony Banks, Bal. (9/10/00).....	5
Matt Schaub, Hou. (11/18/12).....	5
Several players tied (P. Rivers, S.D., 2015).....	4

PASS COMPLETIONS

Matt Schaub, Hou. (11/18/12).....	43
Drew Brees, N.O. (11/4/07).....	35
Jon Kitna, Dal. (10/31/10).....	34
Joe Flacco, Bal. (11/15/15).....	34
Two players tied.....	33

RUSHING

RUSHING YARDS

Chris Johnson, Ten. (11/1/09).....	228
Arian Foster, Hou. (1/2/10).....	180
Steven Jackson, Stl. (10/30/05).....	179
Shawn Alexander, Sea. (10/7/01).....	176
Chris Brown, Ten. (9/9/07).....	175

RUSHING ATTEMPTS

Terry Allen, Was. (9/28/97).....	36
Several players tied (A. Foster, Hou., 2011).....	33

LONGEST RUSHING TDs

Chris Johnson, Ten. (11/1/09).....	89
Marcus Mariota, Ten. (12/6/15).....	87
Joey Galloway, Sea. (11/12/95).....	86
LeSean McCoy, Buf. (11/27/16).....	75

RUSHING TOUCHDOWNS

Several players tied (K. Moreno, Den., 2013).....	3
---	---

YARDAGE

SCRIMMAGE YARDS

Andre Johnson, Hou. (11/18/12).....	273
Josh Gordon, Cle. (12/1/13).....	261
Chris Johnson, Ten. (11/1/09).....	239
Terrell Davis, Den. (10/25/98).....	212
Albert Connell, Was. (10/22/00).....	211

ALL-PURPOSE YARDS

Andre Johnson, Hou. (11/18/12).....	273
Ridel Anthony, T.B. (11/15/98).....	269
Josh Gordon, Cle. (12/1/13).....	261
Eddy Drummond, Det. (11/14/04).....	257
Andre Davis, Hou. (12/30/07).....	254

RECEIVING

RECEPTIONS

Reggie Wayne, Ind. (10/3/10).....	15
Tim Brown, Oak. (12/21/97).....	14
David Boston, S.D. (10/5/03).....	14
Andre Johnson, Hou. (11/18/12).....	14
Several players tied (A. Johnson, Hou. 2013).....	13

RECEIVING YARDS

Andre Johnson, Hou. (11/18/12).....	273
Josh Gordon, Cle. (12/1/13).....	261
Albert Connell, Was. (10/22/00).....	211
Terrell Owens, Buf. (11/22/09).....	197
Several players tied (R. Wayne, Ind., 2010).....	196

LONGEST RECEPTIONS

Terrell Owens, Buf. (11/22/09).....	98
Josh Gordon, Cle. (12/1/13).....	95
Michael Floyd, Ari. (11/17/13).....	91
Kevin Curtis, Stl. (10/30/05).....	83
Kenny Britt, Ten. (9/11/11).....	80

RECEIVING TOUCHDOWNS

Several players tied (R. Moss, N.E., 2009).....	3
---	---

PUNTING

PUNTS

Chris Gardocki, Cle. (12/3/00).....	12
Several players tied (B. Hartmann, Hou., 2011).....	10

LONGEST PUNTS

Brian Moorman, Buf. (9/12/04).....	80
Josh Miller, Pit. (12/2/99).....	75
Kyle Larson, Cin. (10/9/05).....	75
Craig Hentrich, Ten. (11/5/06).....	73

INSIDE THE 20 (MIN. 5 PUNTS)

Several players tied (D. Colquitt, K.C., 2013).....	5
---	---

GROSS AVERAGE (MIN. 4 PUNTS)

Craig Hentrich, Ten. (11/4/01).....	57.5
Mat McBriar, Dal. (9/10/06).....	53.2
Josh Miller, Pit. (12/2/99).....	52.7

KICKING

FIELD GOALS

Jeff Reed, Pit. (12/1/02).....	6
Adam Vinatieri, N.E. (9/22/96).....	5
Matt Stover, Bal. (10/8/00).....	5

LONGEST FIELD GOALS

Jason Elam, Den. (10/25/98).....	63
Blair Walsh, Min. (9/9/12).....	55
Ryan Longwell, Min. (11/23/08).....	54
Several players tied (N. Rackers, Hou., 2011).....	53

EXTRA POINTS

Several players tied (P. Dawson, S.F., 2013).....	6
---	---

MOST BLOCKED KICKS (FGs, PATs)

Several players tied (Z. Smith, Bal., 2015).....	1
--	---

OPPONENT RECORDS

DEFENSE

SACKS

Ryan Kerrigan, Was. (9/14/14).....	4.0
Connor Barwin, Hou. (11/27/11).....	4.0
John Abraham, Atl. (12/15/11).....	3.5
Whitney Mercilus, Hou. (1/3/16).....	3.5

TACKLES

Steven Tulloch, Ten. (12/5/10).....	17
Keith Brooking, Atl. (12/28/03).....	15
Jonathan Joseph, Cin. (11/2/08).....	15
Jerod Mayo, N.E. (12/27/09).....	15

INTERCEPTIONS

Samari Rolle, Ten. (12/26/99).....	3
Several players tied (M. Williams, NYJ, 2015).....	2

LONGEST INTERCEPTION RETURN TDs

Anthony Henry, Cle. (12/16/01).....	97t
Anthony Parker, Stl. (10/20/96).....	92t
Adam Jones, Ten. (12/17/06).....	83t
Matt Giordano, Stl. (10/6/12).....	82t

RETURNS

PUNT RETURNS

Jacoby Jones, Hou. (11/27/11).....	7
Dexter McCluster, K.C. (9/8/13).....	7
Several players tied (T. Holliday, Hou., 2012).....	6

PUNT RETURN YARDS

Eddie Drummond, Det. (11/14/04).....	199
Darius Reynaud, Ten. (12/30/12).....	160
Jacoby Jones, Hou. (11/27/11).....	116
Roscoe Parrish, Buf. (11/26/06).....	104

LONGEST PUNT RETURNS

Eddie Drummond, Det. (11/14/04).....	83t
Peter Warrick, Cin. (12/17/00).....	82t
Terrence Wilkins, Ind. (9/24/06).....	82t
Roscoe Parrish, Buf. (11/26/06).....	82t

KICKOFF RETURNS

MarTey Jenkins, Ari. (12/10/00).....	8
Nate Jacquet, Min. (12/23/01).....	8
Justin Miller, NYJ (10/8/06).....	8

KICKOFF RETURN YARDS

Andre Davis, Hou. (12/30/07).....	234
Glyn Milburn, Chi. (9/6/98).....	197
Adam Jones, Ten. (11/20/05).....	196

LONGEST KICKOFF RETURNS

Andre Davis, Hou. (12/30/07).....	104t
Andre Davis, Hou. (12/30/07).....	97t
Aaron Bailey, Ind. (12/10/95).....	95t
Chad Simpson, Ind. (12/17/09).....	93t
Glyn Milburn, Chi. (9/6/98).....	88t

FACEBOOK.COM/JACKSONVILLEJAGUARS

@JAGUARS

@JAGUARS

JAGUARS.COM

PLAYS OF 30+ YARDS

	95	96	97	98	99	00	01	02	03	04	05	06	07	08	09	10	11	12	13	14	15	16	Total
Jimmy Smith	2	8	9	12	8	9	4	3	6	9	5												75
Fred Taylor				8	5	4		4	4	6	1	5	5	1									43
Maurice Jones-Drew												6	4	1	6	3	6	1	3				30
Keenan McCardell		5	7	3	2	5	4																26
Allen Robinson																					13	3	16
Mercedes Lewis												1		1	4	1	1		3	2	1	1	15
Allen Hurns																			5	5	4		14
Ernest Wilford									3	5	3	2			1								14
Reggie Williams											2	6	3	2									13
Cecil Shorts III																		9	1	3			13
Matt Jones											4	4	2	2									12
James Stewart	1	1	4	1	3																		10
Margise Lee																				5		4	9
Willie Jackson	3	5	1																				9
Justin Blackmon																		6	2				8
Kyle Brady					1	3		2			1												7
Mike Sims-Walker															1	4	2						7
Pete Mitchell	1	1	1	1				1															5
Dennis Northcutt													2	3									5
Mike Thomas																3	2						5
Denard Robinson																				3	1		4
Andre Rison		4																					4
Jason Hill																3	1	0	0				4
Chris Ivory																						3	3
Reggie Barlow				1	2																		3
Damon Jones				1	1		1																3
Mike Brown																		3					3
Montell Owens														1				2					3
Clay Harbor																		1	2				3
T.J. Yeldon																						3	3
Jordan Todman																		2	1				3
Arrelious Benn																						2	2
Julius Thomas																					2		2
Rich Griffith	2																						2
Curtis Marsh	2																						2
Mark Brunell		1					1																2
Tavian Banks				1	1																		2
Alvis Whitted				1		1																	2
Anthony Johnson						2																	2
R. Jay Soward					2																		2
Patrick Johnson								2															2
Bobby Shaw								2															2
David Garrard								1							1								2
Matthew Hatchette									2														2
Troy Edwards									1	1													2
LaBrandon Toefield									1		1												2
George Wrihster									1					1									2
John Broussard													2										2
Jerry Porter														2									2
Torry Holt																2							2
Zach Miller															1	1							2
Ace Sanders																		2					2
Corey Grant																						1	1
Bryan Walters																						1	1
Blake Bortles																			1				1
Randy Jordan	1																						1
Natrone Means		1																					1
Stacey Mack							1																1
Kevin Lockett								1															1
Jermaine Lewis									1														1
Marc Edwards									1														1
David Allen									1														1
Todd Yoder										1													1
Brian Jones											1												1
Alvin Pearman											1												1
Greg Estandia													1										1
Jarett Dillard																	1						1
Nate Hughes																	1						1
Rashad Jennings																		1					1
Laurent Robinson																			1				1
Jordan Shipley																			1				1
Danny Noble																				1			1
Total	12	26	22	29	23	26	11	16	18	20	21	25	22	14	21	14	10	20	18	26	27	18	426

PLAYS OF 30+ YARDS (LAST 10 SEASONS)

- 2016
- 37.....Blake Bortles to Mercedes Lewis
 - 30.....Blake Bortles to Allen Hurns
 - 38.....Blake Bortles to Allen Hurns
 - 35.....Blake Bortles to Allen Robinson
 - 42t.....Blake Bortles to Allen Hurns
 - 51t.....Blake Bortles to Arrelious Benn
 - 42.....Chris Ivory run
 - 39.....Blake Bortles to Arrelious Benn
 - 38.....Blake Bortles to Marqise Lee
 - 31.....Blake Bortles to Allen Hurns
 - 51.....Blake Bortles to Marqise Lee
 - 42.....Chris Ivory run
 - 39.....Blake Bortles to Marqise Lee
 - 34.....Blake Bortles to Marqise Lee
 - 37.....Blake Bortles to Allen Robinson
 - 37.....Blake Bortles to Chris Ivory
 - 57.....Corey Grant run
 - 42.....Blake Bortles to Allen Robinson

- 2015
- 36.....Blake Bortles to Allen Robinson
 - 52t.....Blake Bortles to Allen Robinson
 - 46.....Blake Bortles to Allen Robinson
 - 37.....Blake Bortles to Allen Robinson
 - 59t.....Blake Bortles to Allen Hurns
 - 48.....Blake Bortles to Allen Robinson
 - 36.....T.J. Yeldon run
 - 59.....Blake Bortles to Allen Hurns
 - 31.....Blake Bortles to Allen Hurns
 - 45.....T.J. Yeldon run
 - 44.....Blake Bortles to Allen Robinson
 - 33.....Blake Bortles to Allen Robinson
 - 30t.....Blake Bortles to Allen Hurns
 - 31.....Blake Bortles to Bryan Walters
 - 38.....Blake Bortles to Allen Robinson
 - 34.....Blake Bortles to Julius Thomas
 - 31.....Blake Bortles to Allen Robinson
 - 44.....Blake Bortles to Allen Robinson
 - 67.....Blake Bortles to T.J. Yeldon
 - 30.....Blake Bortles to Julius Thomas
 - 80t.....Blake Bortles to Allen Hurns
 - 31.....Denard Robinson run
 - 30.....Blake Bortles to Marqise Lee
 - 37.....Blake Bortles to Allen Robinson
 - 90t.....Blake Bortles to Allen Robinson
 - 36.....Blake Bortles to Allen Robinson
 - 45.....Blake Bortles to Mercedes Lewis

- 2014
- 34t.....Chad Henne to Allen Hurns
 - 46.....Chad Henne to Allen Hurns
 - 63t.....Chad Henne to Mercedes Lewis
 - 54.....Chad Henne to Allen Robinson
 - 63t.....Blake Bortles to Allen Hurns
 - 44.....Blake Bortles to Allen Hurns
 - 30.....Blake Bortles to Clay Harbor
 - 59.....Blake Bortles to Clay Harbor
 - 31t.....Blake Bortles to Allen Robinson
 - 41.....Denard Robinson run
 - 32.....Blake Bortles run
 - 48t.....Blake Bortles to Allen Robinson
 - 39.....Denard Robinson run
 - 40t.....Blake Bortles to Allen Hurns
 - 32t.....Denard Robinson run
 - 53.....Blake Bortles to Cecil Shorts III
 - 32.....Blake Bortles to Cecil Shorts III
 - 31.....Blake Bortles to Allen Robinson
 - 37.....Blake Bortles to Marqise Lee
 - 30.....Blake Bortles to Marqise Lee
 - 31.....Blake Bortles to Marqise Lee
 - 35.....Blake Bortles to Mercedes Lewis
 - 30.....Blake Bortles to Cecil Shorts III
 - 33.....Blake Bortles to Marqise Lee
 - 34.....Blake Bortles to Marqise Lee
 - 62t.....Jordan Todman run

- 2013
- 30.....Chad Henne to Ace Sanders
 - 59.....Chad Henne to Cecil Shorts III
 - 31.....Blaine Gabbert to Clay Harbor
 - 67.....Blaine Gabbert to J. Blackmon
 - 39.....Chad Henne to J. Blackmon
 - 43.....Chad Henne to Mike Brown
 - 32.....Chad Henne to Mike Brown
 - 31.....Chad Henne to Mike Brown
 - 30.....Maurice Jones-Drew run
 - 62.....Chad Henne to Danny Noble
 - 51.....Chad Henne to Ace Sanders
 - 44.....Maurice Jones-Drew run
 - 48.....Maurice Jones-Drew run
 - 41.....Chad Henne to M. Lewis
 - 33.....Jordan Todman run
 - 30.....Chad Henne to Jordan Todman
 - 30.....Chad Henne to M. Lewis
 - 36.....Chad Henne to M. Lewis

- 2012
- 39t.....Blaine Gabbert to Cecil Shorts III
 - 32.....Blaine Gabbert to Laurent Robinson
 - 59t.....Maurice Jones-Drew run
 - 80t.....Blaine Gabbert to Cecil Shorts III
 - 34.....Blaine Gabbert to Cecil Shorts III
 - 42t.....Blaine Gabbert to Cecil Shorts III
 - 36.....Blaine Gabbert to Justin Blackmon
 - 35.....Blaine Gabbert to Cecil Shorts III
 - 52.....Blaine Gabbert to Cecil Shorts III
 - 63.....Chad Henne to Justin Blackmon
 - 67t.....Chad Henne to Cecil Shorts III
 - 39.....Chad Henne to Justin Blackmon
 - 81t.....Chad Henne to Justin Blackmon
 - 59t.....Chad Henne to Cecil Shorts III
 - 32t.....Montell Owens run

- 9-11-16 vs. Green Bay
 9-11-16 vs. Green Bay
 9-11-16 vs. Green Bay
 9-18-16 at San Diego
 10-2-16 vs. Indianapolis
 10-16-16 at Chicago
 10-23-16 vs. Oakland
 10-23-16 vs. Oakland
 10-23-16 vs. Oakland
 10-27-16 at Tennessee
 11-6-16 at Kansas City
 11-6-16 at Kansas City
 12-11-16 vs. Minnesota
 12-11-16 vs. Minnesota
 12-24-16 vs. Tennessee
 12-24-16 vs. Tennessee
 1-1-17 at Indianapolis
 1-1-17 at Indianapolis

- 9-20-15 vs. Miami
 9-20-15 vs. Miami
 9-20-15 vs. Miami
 9-27-15 at New England
 9-27-15 at New England
 10-4-15 at Indianapolis
 10-4-15 at Indianapolis
 10-11-15 at Tampa Bay
 10-25-15 vs. Buffalo
 11-8-15 at New York Jets
 11-8-15 at New York Jets
 11-8-15 at New York Jets
 11-19-15 vs. Tennessee
 11-19-15 vs. Tennessee
 11-29-15 vs. San Diego
 12-6-15 at Tennessee
 12-6-15 at Tennessee
 12-6-15 at Tennessee
 12-13-15 vs. Indianapolis
 12-13-15 vs. Indianapolis
 12-13-15 vs. Indianapolis
 12-20-15 vs. Atlanta
 12-27-15 at New Orleans
 12-27-15 at New Orleans
 1-3-16 at Houston
 1-3-16 at Houston

- 9-7-14 at Philadelphia
 9-7-14 at Philadelphia
 9-14-14 at Washington
 9-14-14 at Washington
 9-21-14 vs. Indianapolis
 9-28-14 at San Diego
 9-28-14 at San Diego
 10-12-14 at Tennessee
 10-19-14 vs. Cleveland
 10-26-14 vs. Miami
 10-26-14 vs. Miami
 10-26-14 vs. Miami
 11-2-14 at Cincinnati
 11-2-14 at Cincinnati
 11-9-14 vs. Dallas
 11-9-14 vs. Dallas
 11-9-14 vs. Dallas
 11-23-14 at Indianapolis
 11-30-14 vs. New York Giants
 12-7-14 vs. Houston
 12-7-14 vs. Houston
 12-14-14 at Baltimore
 12-18-14 vs. Tennessee
 12-18-14 vs. Tennessee
 12-18-14 vs. Tennessee

- 9-15-13 at Oakland
 9-22-13 at Seattle
 9-29-13 vs. Indianapolis
 10-6-13 at St. Louis
 10-6-13 at St. Louis
 10-20-13 vs. San Diego
 10-20-13 vs. San Diego
 10-20-13 vs. San Diego
 10-27-13 vs. San Francisco (London)
 11-17-13 vs. Arizona
 11-24-13 at Houston
 11-24-13 at Houston
 12-5-13 vs. Houston
 12-5-13 vs. Houston
 12-15-13 vs. Buffalo
 12-15-13 vs. Buffalo
 12-22-13 vs. Tennessee
 12-29-13 at Indianapolis

- 9-9-12 at Minnesota
 9-16-12 vs. Houston
 9-23-12 at Indianapolis
 9-23-12 at Indianapolis
 10-7-12 vs. Chicago
 10-21-12 at Oakland
 10-28-12 at Green Bay
 10-28-12 at Green Bay
 11-8-12 vs. Indianapolis
 11-18-12 at Houston
 11-18-12 at Houston
 11-18-12 at Houston
 11-18-12 at Houston
 11-25-12 vs. Tennessee
 12-9-12 vs. New York Jets

16. 38.....Chad Henne to Justin Blackmon
 17. 30.....Chad Henne to Cecil Shorts III
 18. 36.....Chad Henne to Jordan Shipley
 19. 53.....Chad Henne to Montell Owens
 20. 30t.....Chad Henne to Justin Blackmon

- 2011
- 39.....Maurice Jones-Drew run
 - 36t.....Blaine Gabbert to Mike Thomas
 - 47.....Blaine Gabbert to Mike Thomas
 - 41.....Maurice Jones-Drew run
 - 74t.....Blaine Gabbert to Jason Hill
 - 31.....Blaine Gabbert to Maurice Jones-Drew
 - 48.....Blaine Gabbert to Maurice Jones-Drew
 - 62.....Blaine Gabbert to Mercedes Lewis
 - 43.....Maurice Jones-Drew run
 - 56.....Maurice Jones-Drew run

- 2010
- 33.....Mike Thomas run
 - 42t.....David Garrard to Mercedes Lewis
 - 39.....David Garrard to Mike Sims-Walker
 - 52t.....David Garrard to Zach Miller
 - 50t.....David Garrard to Mike Thomas
 - 75.....David Garrard to Maurice-Jones-Drew
 - 37.....Maurice Jones-Drew run
 - 48t.....David Garrard to Jason Hill
 - 74t.....Rashad Jennings run
 - 30t.....Maurice Jones-Drew run
 - 39.....David Garrard to Mike Thomas
 - 31.....David Garrard to Mike Sims-Walker
 - 37.....David Garrard to Jason Hill
 - 44.....Trent Edwards to Jason Hill

- 2009
- 36.....Maurice Jones-Drew run
 - 34.....David Garrard to Mike Sims-Walker
 - 30.....David Garrard run
 - 61t.....Maurice Jones-Drew run
 - 33t.....David Garrard to Mercedes Lewis
 - 41.....David Garrard to Torry Holt
 - 35.....David Garrard to Mike Sims-Walker
 - 80t.....Maurice Jones-Drew run
 - 79t.....Maurice Jones-Drew run
 - 33.....David Garrard to Jarett Dillard
 - 61t.....David Garrard to Mike Sims-Walker
 - 45.....David Garrard to Mike Sims-Walker
 - 33t.....Maurice Jones-Drew run
 - 43.....David Garrard to Mercedes Lewis
 - 35.....David Garrard to Mercedes Lewis
 - 30.....David Garrard to Ernest Wilford
 - 47.....David Garrard to Mercedes Lewis
 - 35t.....David Garrard to Nate Hughes
 - 62.....David Garrard to Zach Miller
 - 63.....David Garrard to Torry Holt
 - 30.....Maurice Jones-Drew run

- 2008
- 33.....David Garrard to Matt Jones
 - 34.....Fred Taylor run
 - 41t.....Montell Owens run
 - 32.....David Garrard to Mike Walker
 - 46t.....Maurice Jones-Drew run
 - 30t.....David Garrard to Mercedes Lewis
 - 32.....David Garrard to Reggie Williams
 - 35.....David Garrard to Matt Jones
 - 31.....David Garrard to Jerry Porter
 - 30.....David Garrard to Reggie Williams
 - 33.....David Garrard to Jerry Porter
 - 41.....David Garrard to Dennis Northcutt
 - 35.....David Garrard to Dennis Northcutt
 - 30t.....David Garrard to Dennis Northcutt

- 2007
- 47t.....David Garrard to John Broussard
 - 33.....David Garrard to Ernest Wilford
 - 52t.....Maurice Jones-Drew run
 - 40.....David Garrard to Dennis Northcutt
 - 76.....Fred Taylor run
 - 57t.....Maurice Jones-Drew run
 - 30.....Quinn Gray to Greg Estandia
 - 80t.....Quinn Gray to Reggie Williams
 - 56.....Quinn Gray to John Broussard
 - 30.....Maurice Jones-Drew run
 - 36t.....David Garrard to Reggie Williams
 - 36.....David Garrard to George Wrihster
 - 50t.....Fred Taylor run
 - 49t.....David Garrard to Reggie Williams
 - 35.....David Garrard to Ernest Wilford
 - 80t.....Fred Taylor run
 - 38.....Fred Taylor run
 - 55t.....David Garrard to Dennis Northcutt
 - 62t.....Fred Taylor run
 - 43.....David Garrard to Maurice Jones-Drew
 - 37t.....David Garrard to Matt Jones
 - 48.....Quinn Gray to Matt Jones
 - 43t.....David Garrard to Maurice Jones-Drew
 - 32.....David Garrard run
 - 34.....David Garrard to Mercedes Lewis

- 12-16-12 at Miami
 12-16-12 at Miami
 12-23-12 vs. New England
 12-23-12 vs. New England
 12-30-12 at Tennessee

- 9-25-11 at Carolina
 9-25-11 at Carolina
 10-2-11 vs. New Orleans
 10-2-11 vs. New Orleans
 10-9-11 vs. Cincinnati
 11-27-11 vs. Houston
 12-5-11 vs. San Diego
 12-11-11 vs. Tampa Bay
 12-15-11 at Atlanta
 1-1-12 vs. Indianapolis

- 10-10-10 at Buffalo
 10-31-10 at Dallas
 10-31-10 at Dallas
 11-14-10 vs. Houston
 11-14-10 vs. Houston
 11-21-10 vs. Cleveland
 12-5-10 at Tennessee
 12-12-10 vs. Oakland
 12-12-10 vs. Oakland
 12-12-10 vs. Oakland
 12-18-10 at Indianapolis
 12-26-10 vs. Washington
 12-26-10 vs. Washington
 1-2-11 at Houston

- 9-20-09 vs. Arizona
 9-20-09 vs. Arizona
 9-28-09 at Houston
 9-28-09 at Houston
 10-4-09 vs. Tennessee
 10-18-09 vs. St. Louis
 10-18-09 vs. St. Louis
 11-1-09 at Tennessee
 11-1-09 at Tennessee
 11-8-09 vs. Kansas City
 11-8-09 vs. Kansas City
 11-8-09 vs. Kansas City
 11-15-09 at New York Jets
 11-15-09 at New York Jets
 11-22-09 vs. Buffalo
 11-29-09 at San Francisco
 12-6-09 vs. Houston
 12-6-09 vs. Houston
 12-6-09 vs. Houston
 12-13-09 vs. Miami
 1-3-10 at Cleveland

- 9-7-08 at Tennessee
 9-21-08 at Indianapolis
 9-28-08 vs. Houston
 10-5-08 vs. Pittsburgh
 10-12-08 at Denver
 10-12-08 at Denver
 10-26-08 vs. Cleveland
 10-26-08 vs. Cleveland
 11-2-08 at Cincinnati
 11-23-08 vs. Minnesota
 12-1-08 at Houston
 12-14-08 vs. Green Bay
 12-14-08 vs. Green Bay
 12-14-08 vs. Green Bay

- 9-9-07 vs. Tennessee
 9-16-07 vs. Atlanta
 10-7-07 at Kansas City
 10-7-07 at Kansas City
 10-14-07 vs. Houston
 10-14-07 vs. Houston
 10-28-07 at Tampa Bay
 11-4-07 at New Orleans
 11-4-07 at New Orleans
 11-11-07 at Tennessee
 11-18-07 vs. San Diego
 11-18-07 vs. San Diego
 11-25-07 vs. Buffalo
 12-2-07 at Indianapolis
 12-9-07 vs. Carolina
 12-16-07 at Pittsburgh
 12-16-07 at Pittsburgh
 12-23-07 vs. Oakland
 12-23-07 vs. Oakland
 12-23-07 vs. Oakland
 1-5-08 at Pittsburgh
 1-5-08 at Pittsburgh
 1-12-08 at New England

Bold indicates Playoffs

LAST TIME IT HAPPENED



TEAM

OVERTIME GAME WON

By Jaguars — Jaguars 23, St. Louis 20, 10/18/09
By Opponents — at Indianapolis 16, Jaguars 13, 10/4/15

SHUTOUT

By Jaguars — Jaguars 41, New York Jets 0, 10/8/06
By Opponents — at Seattle 41, Jaguars 0, 10/11/09

SCORELESS FIRST HALF

By Jaguars — Jaguars 0, Tennessee 27, 10/27/16
(Final: Tennessee 36, Jacksonville 22)
By Opponents — Philadelphia 0, Jacksonville 17, 9/7/14
(Final: Philadelphia 34, Jacksonville 17)

SCORELESS SECOND HALF/OT

By Jaguars — Jaguars 0, Indianapolis 6, 10/4/15
(Final: Indianapolis 16, Jaguars 13)
By Opponents — Cleveland 0, Jaguars 17, 10/19/14
(Final: Jaguars 24, Cleveland 6)

400 TOTAL YARDS

By Jaguars — Jaguars at Indianapolis, 470 yards, 1/1/17
By Opponents — Tennessee vs. Jaguars, 494 total yards, 10/27/16

500 TOTAL YARDS

By Jaguars — Jaguars vs. Baltimore, 519 total yards, 9/20/98
By Opponents — New Orleans vs. Jaguars, 537 total yards, 12/27/15

50 POINTS SCORED

By Jaguars — Jaguars vs. Indianapolis, 51 points (51-16), 12/13/15
By Opponents — New England vs. Jaguars, 51 points (51-17), 9/27/15



OFFENSE

100 YARDS RUSHING

By Jaguars — Corey Grant at Indianapolis (122 yards), 1/1/17
By Opponents — LeSean McCoy of Buffalo (103 yards), 11/27/16

200 YARDS RUSHING

By Jaguars — Fred Taylor at Pittsburgh (234 yards), 11/19/00
By Opponents — Chris Johnson of Tennessee (228 yards), 11/1/09

300 YARDS PASSING

By Jaguars — Blake Bortles at Indianapolis (301 yards), 1/1/17
By Opponents — Andrew Luck of Indianapolis (321 yards), 1/1/17

400 YARDS PASSING

By Jaguars — Mark Brunell vs. St. Louis (421 yards), 9/10/00
By Opponents — Drew Brees of New Orleans (412 yards), 12/27/15

100 YARDS RECEIVING

By Jaguars — Allen Robinson vs. Tennessee (147 yards), 12/24/16
By Opponents — Adam Thielen of Minnesota (101 yards), 11/11/16

200 YARDS RECEIVING

By Jaguars — Justin Blackmon at Houston (236 yards), 11/18/12
By Opponents — Josh Gordon of Cleveland (261 yards), 12/01/13

100 YARDS RUSHING IN A HALF

By Jaguars — Maurice Jones-Drew at Tennessee (107 in 2nd half), 12/5/10
By Opponents — Rashard Mendenhall of Pittsburgh (113 in 1st half), 10/16/11

TWO 100-YARD RUSHERS IN SAME GAME

By Jaguars — R. Jennings (109 yards) & M. Jones-Drew (101 yards) vs. Oakland, 12/12/10
By Opponents — None



OFFENSE

100 YARDS RECEIVING IN A HALF

By Jaguars — Allen Robinson vs. Tennessee (103 in 1st half), 12/24/16
By Opponents — Brandin Cooks of New Orleans (107 in 1st half), 12/27/15

TWO 100-YARD RECEIVERS IN SAME GAME

By Jaguars — A. Robinson (151 yards, TD) & A. Hurns (106 yards, 2 TDs) at New Orleans, 12/27/15
By Opponents — R. Matthews (115 yards) & J. Landry (110 yards) of Miami, 9/20/15

30 COMPLETIONS IN A GAME

By Jaguars — Blake Bortles vs. Houston (32 of 49 passes), 11/13/16
By Opponents — Brian Hoyer of Chicago (30 of 49 passes), 10/16/16

THREE TOUCHDOWNS IN A GAME

By Jaguars — Allen Robinson (3 receiving) at Tennessee, 12/6/15
By Opponents — LaGarrette Blount (3 rushing) of New England, 9/28/15

FOUR TOUCHDOWNS IN A GAME

By Jaguars — Maurice Jones-Drew (2 rushing, 2 receiving) vs. Tampa Bay, 12/11/11
By Opponents — None

THREE TOUCHDOWN PASSES

By Jaguars — Blake Bortles at Tennessee, 10/27/16
By Opponents — Philip Rivers of San Diego, 9/18/16

FOUR TOUCHDOWN PASSES

By Jaguars — Blake Bortles at New Orleans, 12/27/15
By Opponents — Philip Rivers of San Diego, 9/18/16

FIVE TOUCHDOWN PASSES

By Jaguars — Blake Bortles at Tennessee, 12/6/15
By Opponents — Drew Brees of New Orleans, 12/27/15

TWO TOUCHDOWN RECEPTIONS

By Jaguars — Allen Robinson vs. Baltimore, 9/25/16
By Opponents — Travis Benjamin of San Diego, 9/18/16

THREE TOUCHDOWN RECEPTIONS

By Jaguars — Allen Robinson at Tennessee, 12/6/15
By Opponents — Randy Moss of New England, 12/27/09

TWO TOUCHDOWNS RUSHING

By Jaguars — Denard Robinson vs. Dallas, 11/9/14
By Opponents — LeSean McCoy of Buffalo, 11/27/16

THREE TOUCHDOWNS RUSHING

By Jaguars — Maurice Jones-Drew vs. St. Louis, 10/18/09
By Opponents — LeGarrette Blount of New England, 9/27/15

TD PASS BY NON-QB

By Jaguars — Marqise Lee (20 yards) vs. Tennessee, 12/24/16
By Opponents — Willie Davis (22 yards) of Tennessee Oilers, 11/16/97

LAST TIME IT HAPPENED



DEFENSE

INTERCEPTED PASS RETURNED FOR A TOUCHDOWN

By Jaguars — Jalen Ramsey (30 yards) vs. Tennessee, 12/24/16
By Opponents — Rafael Bush of Detroit (39 yards), 11/20/16

FUMBLE RETURNED FOR A TOUCHDOWN

By Jaguars — Andre Branch vs. Indianapolis (49 yards), 12/13/15
By Opponents — Wesley Woodyard of Tennessee (3 yards), 12/6/15

TWO FORCED FUMBLES

By Jaguars — Andre Branch at Philadelphia, 9/7/14
By Opponents — John Abraham of Atlanta, 12/15/11

TWO SACKS

By Jaguars — Malik Jackson at Indianapolis (2.0), 1/11/17
By Opponents — Everson Griffen of Minnesota (2.0), 12/11/16

THREE SACKS

By Jaguars — Chris Clemons at Indianapolis (3.0), 11/23/14
By Opponents — W. Mercilus (3.5) & J. Watt of Houston (3.0), 1/3/16

TWO INTERCEPTIONS

By Jaguars — Davon House at Baltimore, 11/15/15
By Opponents — Casey Hayward of San Diego, 9/18/16

SAFETY

By Jaguars — Holding penalty on Dallas' K. Wilber enforced in the end zone, 11/9/14
By Opponents — Offensive holding penalty on Jacksonville's N. Sterling in the end zone, at Houston, 12/18/16

FOUR PASSES DEFENSED

By Jaguars — Jalen Ramsey vs. Tennessee, 12/24/16
By Opponents — Johnathan Joseph of Houston, 1/3/16



SPECIAL TEAMS

FIVE FIELD GOALS

By Jaguars — Josh Scobee at Buffalo, 10/10/10
By Opponents — Jeff Reed of Pittsburgh, 12/1/02 (six field goals)

55-YARD FIELD GOAL

By Jaguars — Jason Myers vs. Tennessee (56 yards), 12/24/16
By Opponents — Blair Walsh of Minnesota (55 yards), 9/9/12

50-YARD FIELD GOAL

By Jaguars — Jason Myers vs. Tennessee (50 & 56 yards), 12/24/16
By Opponents — Cairo Santos of Kansas City (51 yards), 11/6/16

KICKOFF RETURN FOR A TOUCHDOWN

By Jaguars — Marqise Lee at Houston (100 yards), 12/18/16
By Opponents — Tyjaun Hagler of Indianapolis (41 yards), 12/19/10

PUNT RETURN FOR A TOUCHDOWN

By Jaguars — Rashad Greene Sr. (73 yards) vs. Indianapolis, 12/13/15
By Opponents — Andre Roberts of Detroit (55 yards), 11/20/16

BLOCKED FIELD GOAL ATTEMPT

By Jaguars — Tyson Alualu at New Orleans (Kai Forbath), 9/27/15
By Opponents — Linval Joseph of Minnesota (Jason Myers), 12/11/16

BLOCKED FIELD GOAL RETURNED FOR A TOUCHDOWN

By Jaguars — Chris Hudson (58 yards) vs. Pittsburgh, 9/22/97
By Opponents — Antrel Rolle of Arizona (83 yards), 9/20/09

BLOCKED PUNT RETURNED FOR A TOUCHDOWN

By Jaguars — Mike Harris (19 yards) at Tennessee, 12/30/12
By Opponents — Kamar Aiken of Baltimore (11 yards), 12/14/14

BLOCKED PUNT

By Jaguars — Dan Skuta at Indianapolis (Pat McAfee), 1/1/17
By Opponents — Darian Stewart of Baltimore (Bryan Anger), 12/14/14

BLOCKED EXTRA POINT

By Jaguars — Tony Brackens vs. Cincinnati (Doug Pelfrey), 10/5/97
By Opponents — Bernard Pollard of Tennessee (Josh Scobee), 12/22/13

MISSED EXTRA POINT

By Jaguars — Jason Myers vs. Tennessee, 12/24/16
By Opponents — Kai Forbath of Minnesota, 12/11/16

TWO-POINT CONVERSION MADE

By Jaguars — B. Bortles pass to A. Robinson vs. Houston, 11/13/16
By Opponents — L. McCoy of Buffalo run, 11/27/16

TWO-POINT CONVERSION FAILED

By Jaguars — Blake Bortles at New Orleans (pass failed), 12/27/15
By Opponents — Joe Flacco of Baltimore (pass failed), 11/15/15


RECOVERED OWN ONSIDE KICK

By Jaguars — at Baltimore (J. Cyprien), 12/14/14
By Opponents — vs. Houston (Q. Demps), 12/27/11



NFL TICKET EXCHANGE

Get 100% Ticketmaster Verified Tickets
Now at NFLTicketExchange.com



ticketmaster[®]



FRANCHISE FACTS

EVERBANK FIELD

Since its inaugural season in 1995, the Jacksonville Jaguars have played their home games at EverBank Field in downtown Jacksonville, Fla. In its 22-year life span, the stadium has been in an almost-perpetual state of evolution through innovation, brought by the vision and leadership of the team's owner Shahid Khan. From January 2012 until the spring of 2017, Khan and the City of Jacksonville will together have spent more than \$170 million improving EverBank Field and constructing Daily's Place, a new, one-of-a-kind amphitheater and covered flex field. EverBank Field boasts some of the most unique stadium assets in the country and is now joined by the newest jewel in the downtown sports complex, Daily's Place.

A NEW ENTERTAINMENT COMPLEX COMES TO EVERBANK FIELD


In August of 2016, the City of Jacksonville and the Jacksonville Jaguars officially broke ground on a brand new amphitheater and covered flex field adjacent to EverBank Field. The facility was christened Daily's Place and represents phase two of a shared \$90 million investment by both groups.

The 5,500-seat amphitheater at Daily's Place opened to rave reviews over Memorial Day weekend, including performances by local Grammy winners Tedeschi Trucks Band followed by Train with O.A.R. and Natasha Bedingfield. For the grand opening of Daily's Place, a sold-out crowd experienced an acoustic performance by Dave Matthews and Tim Reynolds on May 30. Bold Events, a sister-company of the Jacksonville Jaguars, plans to host upwards of 40 performances a year in the one-of-a-kind amphitheater.

The unique, three-tiered, vertical design of the amphitheater at Daily's Place offers unparalleled sight lines and amenities from every seat in the venue. The front of each balcony is only 115 feet from the front of the stage at Daily's Place and the last seat in the house is just 150 feet, giving every attendee an up-close-and-personal experience with every artist.

The design of Daily's Place provides that every seat is fixed. Additionally, every seat is protected from the elements by the iconic roof at Daily's Place. Guests enjoy 120 points of sale for food and beverage and over 90 individual restroom facilities throughout the venue. The venue also features a state-of-the-art Daily's convenience store inside the ground floor concession area.

The other half of Daily's Place is the 94,000-square foot covered flex field, which will be used as an indoor practice facility by the team beginning with the Jaguars' 2017 training camp. The flex field features a regulation size football field with over 20 feet of auxiliary space around the artificial playing surface. At its highest point along the 50-yard-line, the roof rises nearly 80 feet. Flanked on the north and south side by massive airplane hangar doors, the facility can be used independently or opened up to the amphitheater. When the doors are closed to the flex field, the space is climate controlled.



US ASSURE CLUB IMPROVEMENTS BRING THE OUTSIDE IN

In spring and summer of 2016, the US Assure Club at EverBank Field underwent a complete transformation as part of phase one of the \$90 million shared investment by the Jaguars and the City of Jacksonville. The exclusive seating environments between the 25-yard lines now feature two uniquely designed spaces, East and West. Architecturally different and fundamentally consistent, both spaces offer guests premium experiences at Jaguars games and entertainment events at EverBank Field. Both sides showcase an NFL first – all new walkout patios at the 50-yard-line connected to the interior by a wall of windows. Fans can soak up the sunshine and connect with friends, family or clients while enjoying the best view of the game. New features also include all new cushioned seating, upgraded food and beverage options and more than 220 state of the art video screens throughout the entire climate-controlled environment.

"These new facilities are part of our ambitious vision for the future of downtown Jacksonville as a world-class sports and entertainment destination. The proximity of Daily's Place to the St. Johns River, EverBank Field and the Sports Complex will further shape the identity of Downtown Jacksonville as a cool place to be. And, we should expect all of this to serve as a catalyst for future development in the area. It's a great day for Jacksonville."
- Jaguars Owner Shahid Khan

EVERBANK FIELD

“We want EverBank Field to be a world-class destination, and we want to bring energy and attention to Downtown Jacksonville. Our goal is to offer best-in-class amenities and the best in-stadium experience for our fans and for everyone who visits Jacksonville and EverBank Field.” - Jaguars Owner Shahid Khan



SOUTH END ZONE RENOVATIONS PUT FANS ON THE FIELD

EverBank Field also received a new south end zone tunnel in 2016 as part of the joint \$90 million investment. This gives fans the chance to get up close and personal with the team on the field during the game. This new tunnel was also step one in the evolution of the south end zone, serving as the connection point to the amphitheater at Daily's Place. The unique field access opens up the new venue to a commanding view of EverBank Field and increases the flexibility of the stadium as a venue for events requiring a larger footprint.



VIDEOBOARDS CONTINUE TO IMPRESS

EverBank Field is the proud home of two of the world's largest in-stadium video boards, which made their debut in 2014. At 362 feet wide and 60 feet high, the two massive end zone displays are wider than the length of a football field and have set the standard for in-venue visual experience. The video boards feature 13mm HD pixel spacing and are capable of showing any combination of live action, instant replays, vivid graphics, colorful animations, up-to-the-minute statistics, scoring information and sponsor advertisements. The wide angle viewing capability provides fans with a clear view of the displays from any seat in the stadium. In total, all of the 2014 video enhancements to EverBank Field gave the stadium approximately 55,000 feet of video boards, a 660% increase from the previous display.



BRINGING THE HOME VIEWING EXPERIENCE TO NORTH END ZONE

In addition to the video boards, 2014 brought innovative changes to the north end zone ensuring fans could enjoy all the comforts of the home viewing experience at EverBank Field on game day. Christened FanDuelVille in 2015, the two-story, north end zone fan plaza is the ultimate home of fantasy football, allowing more than 3,000 fans to not only enjoy the live action on the field, but also access to unique free daily fantasy football games and experiences, live fantasy football statistics and scoring updates. The biggest party scene in professional sports also is home to the famous spas, an asset about which no other NFL stadium can boast. In the Florida sunshine, there's no better place for fans to cool off and cheer on the Jags!

JAGUARS IN THE COMMUNITY



JAGUARS FOUNDATION

JAGUARS FOUNDATION

Under the leadership of Jaguars Owner Shahid Khan and his family, the Jaguars Foundation continues to be a national leader in professional sports philanthropy. The Jaguars are committed to giving back and serving a community that has shown incredible support for the team during its first 22 years. Alongside Florida Blue, the official Jaguars Community Partner, the Foundation works closely with our partners and donors who help support local issues and programs that are important to our community's progress and well-being. We work diligently to help ensure that each home, child, veteran and organization has the necessary tools and resources to aid in their advancement. At the core of the Jaguars' mission, it is our responsibility to strive for excellence on the football field and in the "field of life."

In 2016, the Foundation awarded over \$2.5 million to local nonprofit agencies. Since its first grants were awarded in 1995, the Foundation has awarded grants totaling more than \$21 million to worthy programs in Baker, Clay, Duval, Nassau, and St. Johns counties. This level of giving is among the top few in professional sports.

MISSION STATEMENT

Believing that youth represent the community's future, the Jacksonville Jaguars Foundation is committed to support programs benefiting economically and socially disadvantaged youth, families and other NFL and team charitable initiatives.

MILITARY SUPPORT

Northeast Florida boasts a strong military presence, employing more than 50,000 active duty, reserve and civilian men and women across the region. The NFL and the Jaguars have had a long history of strong support for our troops and their families. In 2015, the Khan family and the Jaguars Foundation made a \$1 million commitment over five years to the City of Jacksonville to support veterans and active-duty service members transitioning to civilian life. Along with the opening of the Jacksonville Veterans Resource and Reintegration Center at City Hall, the Foundation launched the Jacksonville Military Veterans Community Partnership Grants program, which distributes grants to organizations that support service members, veterans, and their families.

In partnership with UPS and the Greater Jacksonville USO, the Jaguars Foundation provides more than 100 tickets each home game to local families with children who have a parent on deployment. In addition, the team provides 1,600 discounted tickets to military veterans and their families. For the annual Salute to Service game, more than 7,000 complimentary tickets are distributed. During every home game, the Jaguars present a Hometown Hero video tribute and honor the Kangaroo Express Veteran of the Game. An active member of the military who has been recently recognized for an act of valor or who has recently returned from deployment rings the Jaguars bell four times to usher in the 4th quarter, which starts the military tribute to thank all members of our military, active and retired for their service.



HEALTH AND FITNESS

The Jaguars Foundation is committed to supporting programs designed to promote a stronger community, which begins with healthy kids. NFL Play 60 is a national youth health and fitness initiative focused on increasing the wellness of young fans by encouraging them to be active for at least 60 minutes a day. The Jaguars Foundation, THE PLAYERS Center for Child Health at Wolfson Children's Hospital, and the American Heart Association partner with local area non-profit organizations by providing Play 60 grants. The annual Play 60 Challenge engages more than 3,000 sixth-grade students annually through Jacksonville and the surrounding counties.

The Jaguars also partner with the National Dairy Council, the NFL, and the U.S. Department of Agriculture to help encourage today's youth to lead healthier lives through the Fuel Up to Play 60 in school nutrition and physical activity program. In Florida, 2.5 million students in 3,100 schools participate in Fuel Up to Play 60.

Each fall, the Jaguars collaborate with the United Way of Northeast Florida for a hands-on community service project called Hometown Huddle. Children from United Way programs in the Jacksonville area have a chance to spend time with their favorite Jaguars players as they participate in fitness activities and community service projects to show the importance of healthy living and giving back to the community.



JAGUARS IN THE COMMUNITY



YOUTH FOOTBALL

Growth of the game and player safety are key initiatives for both the NFL and the Jaguars Foundation. The Khan family and the Jaguars have made a significant commitment to support local youth football through their commitment to renovate or build 13 new or refurbished community football fields in Northeast Florida in the next three years. The Jaguars have also partnered with the Jacksonville Sports Medicine Program and Duval County Public Schools to embark on Project 17, an ambitious initiative to provide all 17 public high schools in Jacksonville with full-time athletic trainers within four years. This project will create a comprehensive athletic training program in the local public school system to support youth sports injury prevention and care.

In addition to these ongoing initiatives, the Jaguars Foundation regularly hosts several events focused on youth football. Held annually, the Mom's Football Safety Clinic is an interactive and educational forum designed to educate moms and their children about how the game is being played safer and better than ever before. The annual Jaguars 7-on-7 Passing Challenge brings 16 high school football teams to a one-day tournament designed to sharpen the skills of young athletes while giving them an early dose of competition as they prepare for the high school fall football season. The Coaching Clinic led by Head Coach Doug Marrone emphasizes the core fundamentals to the game, with sessions led by Jaguars position coaches. All high school coaches from Duval and surrounding counties are invited to participate.



FAMILY AND HOME

The Jaguars Foundation and its corporate partners understand that personal success often begins with a healthy home environment, which is why they regularly support projects that strengthen the family unit. The Jaguars Foundation and EverBank annually partner to sponsor a HabiJax home and will soon sponsor their 20th home together. In partnership with Ashley Furniture HomeStore and A Hope to Dream, hundreds of beds are donated to deserving children at the annual Stadium Sleepover.

The Foundation's annual Taste of the Jaguars raises funds for Feeding Northeast Florida to combat hunger in our community. A portion of the proceeds raised at this event are used to provide food for 1,400 families, seniors and veterans during the holiday season as part of a partnership of the Jaguars Foundation, Feeding Northeast Florida, Publix, and PepsiCo. The Jaguars Foundation supports after school programs from Nassau County down to St Augustine to provide safe environments for children of working parents. The Foundation partners with such organizations as The Boys and Girls Club, the Tony Boselli Foundation and many more who open their doors to thousands of children who need homework help, after school activities and an environment where they can grow into respectful and responsible individuals.



EDUCATION

Jaguars Owner Shahid Khan places a high priority on education as a key foundation for success in life. In response, the Jaguars Foundation supports this key initiative in a variety of ways including scholarships to all local institutions of higher education. The Foundation has adopted Andrew Jackson High School as a corporate partner, making a significant investment in the students and staff at the school through events, scholarships and facility expansion like the Jaguars Reading Den. To ensure students are ready for high school, the Foundation also sponsors City Year's supportive services at Matthew Gilbert Middle School, a feeder school to Andrew Jackson.

Most visible on game day is the Jaguars Foundation's Honor Rows program. Presented by "Alert Today, Alive Tomorrow," Honor Rows is a nationally recognized program that uses seats at Jaguars home games as incentives for youth to set and achieve goals in the areas of academic improvement, personal behavior, physical fitness, and community service. The Jaguars Foundation partners with 40 Jacksonville-area nonprofits to provide more than 5,000 children with a game day experience each season. Approximately 55,000 kids have participated in Honor Rows since 1995. "Alert Today, Alive Tomorrow" is a campaign in conjunction with the Florida Department of Transportation that is a pedestrian and bicycle safety initiative.



WOMEN'S HEALTH

The NFL and Jacksonville Jaguars are committed to saving lives from breast cancer and addressing the unequal burden of cancer in underserved communities. In recognition of Breast Cancer Awareness Month in October, Jaguars coaches, players, and fans all sport their pink gear. Local sororities distribute more than 40,000 pink ribbons to fans as they enter the gates during the Breast Cancer Awareness game. During the pregame ceremony and national anthem, breast cancer survivors hold the American flag and large pink ribbon across the football field in honor of thousands of survivors in the Jacksonville community.

THE ROAR & JAXSON DE VILLE

THE ROAR OF THE JAGUARS



THE ROAR, the Jacksonville Jaguars Cheerleaders, are an integral part of the Jaguars entertainment package during all home games. Under the direction of former ROAR cheerleader Christy Stechman Zynda, these NFL cheerleaders captivate fans with their high-energy dance routines. When not on the playing field, they serve as goodwill ambassadors for the Jaguars and the NFL by participating in community, corporate and charitable events throughout Jacksonville and the surrounding areas. Members of THE ROAR have been featured in the Sports Illustrated Swimsuit Edition, Maxim and in hundreds of television, radio, print and online interviews. All of this is in addition to the numerous hours of rehearsal preparing for game performances and THE Jr. ROAR Cheerleader program and halftime show.

THE ROAR have traveled nationally and internationally to entertain, model and represent the Jaguars and the NFL. They have performed at Walt Disney World, Universal Orlando, Atlantis, Beaches Negril, the Senior Bowl and at many events during Super Bowl week in several host cities. THE ROAR have entertained at NFL events in Mexico City and London, and have been photographed for their annual calendars in locations such as: Vieques Island, London, Bimini and the British Virgin Islands. Our leading ladies also spend time entertaining our United States troops. Over the years, THE ROAR have visited many of the bases in the continental United States and the Walter Reed National Military Medical Center, along with bases in Greenland, Honduras, Curacao, Egypt, Bahrain, Afghanistan, Kuwait, Puerto Rico and Andros Island.



ROAROFTHEJAGS



@ROAROFTHEJAGS



THE ROAR OF THE JAGUARS

THE ROAR OF THE JAGUARS

Name	Occupation	Hometown	Year
Alison	Web Designer	St. Louis, Miss.	3
Allison	Certified Medical Scribe	Jacksonville, Fla.	3
Amy	Hospital Program Coordinator	Jacksonville Beach, Fla.	3
April	Pharmacist	Jacksonville, Fla.	4
Ayako	Fitness Instructor	Fujisawa, Japan	5
Belinda	Client Service Coordinator	Cocoa Beach, Fla.	1
Caitlin	Stock Trader and Dance Instructor	Jacksonville, Fla.	5
Chloe	Fitness Program Coordinator and Instructor	Jacksonville, Fla.	4
Claire	Dance Instructor	Olathe, Kan.	3
Dominick	Fitness Instructor	Chesapeake, Va.	1
Drianca	Teacher	Jacksonville, Fla.	2
Emily	Research Analyst	Jacksonville, Fla.	3
Ginger	Vendor Manager	New Orleans, Louis.	3
Jada	High School Teacher	Tampa, Fla.	1
Jessica	Guest Services Manager	Daytona Beach, Fla.	4
Jorah	Account Manager	Jacksonville, Fla.	3
Katie	Fitness Instructor	Baldwin Fla.	5
Kaylee	Customer Service Representative	Marietta, Ga.	1
Kendall	Student	Lexington, S.C.	3
Kinsey	City Swim Team Coordinator	Jacksonville, Fla.	2
Lauren	Educational Coordinator	Coral Springs, Fla.	5
Lindsay	Financial Advisor	Jacksonville, Fla.	4
Mandy	Communications and Events Specialist	Corpus Christi, Texas	1
Megan	On-boarding Administrator	St. Augustine, Fla.	2
Meredith	Mental Health Counselor	Bonifay, Fla.	1
Nijah	Licensed Practical Nurse	Jacksonville, Fla.	2
Rachel	Customer Service Representative	Ft. Lauderdale, Fla.	2
Sarah	Physical Therapist	Jacksonville, Fla.	4
Summer	Radiology Student	Jacksonville, Fla.	3
Tatum	Activities Coordinator	Atlanta, Ga.	4
Taylor	Dance Instructor	Austin, Texas	1
Winter	Customer Service Representative	Jacksonville, Fla.	1

JAXSON DE VILLE

NFL EXPERIENCE: 22nd season

HEIGHT: 8.5 paws (about 7 feet)

WEIGHT: 403 pounds (not a whisker more)

BIRTH DATE: November 30, 1993

HOW ACQUIRED: Was a stray cat found by Wayne Weaver during the construction of EverBank Field and has never left, despite being asked multiple times.

FIRST APPEARANCE: August 18, 1996, Jaguars vs. 49ers preseason game

COLLEGE: Denied admission due to size, but got his MBA from an online college, which he uses quite often when he wants to sound important.

SEASON: Has never seen action in an NFL-sanctioned game ... Has played in several halftime games against some very tough Pop Warner teams (9- and 10-year olds) and has done quite well ... The league still refuses to make bigger helmets so he can play ... Due to that he remains a starter at his All-Pro position, "Left Out!"

STATS: In 2016, completed his 21st straight season as "The Self-Proclaimed GREATEST MASCOT TO EVER LIVE!" ...does any other stat matter?



BROADCAST INFORMATION



RADIO BROADCASTS

Jaguars games and official team radio programming air live on 1010 XL AM and 92.5 FM, the team's flagship radio partner. In addition, the games are simulcast on 99.9 Gator Country. Jaguars broadcasts feature play-by-play announcer **Frank Frangie** along with analysts **Jeff Lageman** and **Tony Boselli** in the booth, and field reporter **Rick Ballou**.

A veteran broadcaster, Frangie has been and continues to be an on-air talk show host at 1010 XL. He called a full schedule of college football games for eight seasons for Touchdown Radio. Frangie is in his 29th consecutive year as a talk show host in Jacksonville, almost all of them in afternoon drive time. He is a Jacksonville native and a 1980 graduate of the University of Florida.

Lageman is in his 15th year as the Jaguars' radio analyst. Prior to that, he served four seasons as the analyst for Jaguars preseason TV broadcasts. Lageman is also co-host of "Jaguars All Access" on WJAX-TV 47 in addition to co-hosting "The Doug Marrone Show" and "Jaguars Thursday" on 1010 XL. Lageman played defensive end for the Jaguars from 1995-98 and 10 seasons in the NFL after being drafted 14th overall by the New York Jets in the 1989 draft.

Boselli served as color analyst for the Jaguars' preseason TV broadcasts for seven years prior to joining the radio broadcast booth in 2013. He also continues as a regular analyst for NFL games broadcast nationally on Westwood One Radio. Boselli is a co-host of "Jaguars Monday" and "Jaguars Thursday" on 1010 XL. He was the second overall selection in the 1995 draft – the first in Jaguars history – and was a five-time Pro Bowl selection.

Ballou has been paired with Frangie for their afternoon talk show for the past eight-and-a-half years on 1010 XL. Ballou is a Florida State graduate and has been in sports radio for 23 years, including seven at Sporting News Radio in Chicago. He also previously worked for PGA Tour Communications.

99.9 Gator Country serves as a promotional partner for the Jaguars and simulcasts Jaguars game broadcasts as part of a six-hour window on every Jaguars game day. The six-hour window accommodates pregame and postgame shows in addition to the game broadcast.

J.P. Shadrick co-hosts game day studio coverage along with Mike Dempsey for the Jaguars Radio Network. The game day coverage includes the Publix Tailgate Show, Countdown to Kickoff, Jaguars Postgame and The Scoreboard Show. Shadrick also hosts "Jaguars Monday" and "Jaguars Thursday" on 1010 XL.



From left-right: Frank Frangie, Rick Ballou, Jeff Lageman, Tony Boselli

2017 RADIO AFFILIATES (16):

WJXL 1010 AM/92.5 FM		Jacksonville (flagship)	
STATION	CITY	AM/FM	STATION CITY AM/FM
WGNE	Jacksonville	99.9 FM	WJEM Valdosta, GA 1150 AM/ 96.1 FM
WFOY	St. Augustine	1240 AM	WDDQ Valdosta, GA 92.1 FM
WHOG	Daytona Beach	92.1FM	WHFX Brunswick, GA 107.7 FM
WGGG	Gainesville	92.1 FM/900 AM	WIFO Jesup, GA 105.5 FM
WH00	Orlando	1080 AM	WAYX Waycross, GA 96.3 FM
WJHC	Jasper	107.5 FM	WZBX Statesboro, GA 106.5 FM
WIXC	Melbourne	1060 AM	WNZF Palm Coast 1550 AM
WMOP	Ocala	100.1 FM/1230 AM	WKBX Kingsland, GA 106.3 FM



PRESEASON TELEVISION

Jaguars TV programming, which includes preseason game broadcasts and ancillary programs, has a new home at CBS47 and FOX30 in 2017.

Jaguars.com senior correspondent **Brian Sexton** calls the play-by-play for the preseason games alongside former Jaguars quarterback **Mark Brunell**. Rounding out the broadcast team is Action News Jax sports director **Brent Martineau** serving as sideline reporter for the preseason games, and anchor **Erica Bennett** will join the home game broadcast as a field reporter.

Sexton is in his 24th NFL season and is one of only three people who has been on hand for all 452 games the Jaguars have played since their inaugural season in 1995. He previously was the "Voice of the Jaguars" for the team's first 19 seasons on the Jaguars Radio Network and hosted weekly coach's radio and television shows.

Brunell, a 19-year NFL veteran who played for the Jaguars from 1995-2003, assumed the role of color analyst for the Jaguars' preseason games in 2013. Brunell, who still holds many of the franchise's passing records, is also the head football coach at Episcopal School of Jacksonville.

Martineau, who joined Action News Jax in 2008, also serves as co-host of "Jaguars All Access" each week during the season on WJAX and CBS47.



BRIAN SEXTON
Play-by-Play Announcer



MARK BRUNELL
Color Analyst



BRENT MARTINEAU
Field Reporter

2017 PRESEASON TELEVISION AFFILIATES (14):

WJAX	Jacksonville (flagship)
WFOX	Jacksonville (flagship)
WRDQ	Orlando, FL
WSAV	Savannah, GA
WJTC	Mobile, AL
WTVY	Dothan, AL
WNBW	Gainesville, FL
WJHG	Panama City, FL
WCTV	Tallahassee, FL
WTAT	Charleston, SC
WSWG	Albany, GA
WIYC	Montgomery Selma, AL
WTVM	Columbus, GA
WRDQ	Augusta, GA

2017 WEEKLY BROADCAST LINEUP

DAY	SHOW NAME	SHOW HOSTS	TIME	STATION
Monday	Jaguars Monday	J.P. Shadrick, Tony Boselli, Pete Prisco	6-8 p.m.	1010 XL, 92.5, 99.9
	Jaguars All Access	Brent Martineau, Jeff Lageman and a player guest	7-7:30 p.m.	WJAX-TV
Tuesday	Jaguars Wired presented by EverBank		11:35 p.m.	WFOX-TV
Wednesday	Jaguars Live		1:00 p.m.	Jaguars.com
Thursday	The Doug Marrone Show	Doug Marrone, Jeff Lageman	6-7 p.m.	1010 XL, 92.5, 99.9
	Jaguars Thursday	J.P. Shadrick, Jeff Lageman, Tony Boselli	7-8 p.m.	1010 XL, 92.5, 99.9
Game day	Jaguars Weekend		10:30-11 a.m.	WFOX-TV
	Publix Tailgate Show	J.P. Shadrick, Mike Dempsey, others	3 hours before game	1010 XL, 92.5, 99.9
	Countdown to Kickoff	J.P. Shadrick, Mike Dempsey, others	1 hour before game	1010 XL, 92.5, 99.9
	Jaguars Game Day	Frank Frangie, Jeff Lageman, Tony Boselli, Rick Ballou		1010 XL, 92.5, 99.9
	Jaguars Postgame	J.P. Shadrick, Mike Dempsey, Jeff Lageman, Fred Taylor	Postgame	1010 XL, 92.5, 99.9
	Scoreboard Show	J.P. Shadrick, Mike Dempsey	1 hour after game ends	1010 XL, 92.5, 99.9

NFL SCHEDULE

PRESEASON

Hall of Fame Weekend
Sunday, August 7
Dallas vs. Arizona 8:00 PM

Week 1
Wednesday, August 9
Houston at Carolina 7:30 PM
Thursday, August 10
Minnesota at Buffalo 7:00 PM
Atlanta at Miami 7:00 PM
Washington at Baltimore 7:30 PM
Jacksonville at New England 7:30 PM
Denver at Chicago 8:00 PM
New Orleans at Cleveland 8:00 PM
Philadelphia at Green Bay 8:00 PM

Friday, August 11
Pittsburgh at NY Giants 7:00 PM
Tampa Bay at Cincinnati 7:30 PM
San Francisco at Kansas City 9:00 PM
Saturday, August 12
Tennessee at NY Jets 7:30 PM
Dallas at LA Rams 9:00 PM
Oakland at Arizona 10:00 PM

Sunday, August 13
Detroit at Indianapolis 1:30 PM
Seattle at LA Chargers 8:00 PM

Week 2
Thursday, August 17
Baltimore at Miami 7:00 PM
Buffalo at Philadelphia 7:00 PM
Tampa Bay at Jacksonville 8:00 PM

Friday, August 18
Minnesota at Seattle 10:00 PM
Saturday, August 19
Carolina at Tennessee 3:00 PM
Kansas City at Cincinnati 7:00 PM
Indianapolis at Dallas 7:00 PM
NY Jets at Detroit 7:30 PM
Green Bay at Washington 7:30 PM
New England at Houston 8:00 PM
Chicago at Arizona 10:00 PM
LA Rams at Oakland 10:00 PM
Denver at San Francisco 10:00 PM

Sunday, August 20
New Orleans at LA Chargers 8:00 PM
Monday, August 21
NY Giants at Cleveland 8:00 PM

Week 3
Thursday, August 24
Miami at Philadelphia 7:00 PM
Carolina at Jacksonville 7:30 PM
Friday, August 25
New England at Detroit 7:00 PM
Kansas City at Seattle 8:00 PM

Saturday, August 26
Arizona at Atlanta 7:00 PM
Buffalo at Baltimore 7:00 PM
NY Jets at NY Giants 7:00 PM
Indianapolis at Pittsburgh 7:30 PM
Cleveland at Tampa Bay 7:30 PM
Oakland at Dallas 8:00 PM
LA Chargers at LA Rams 8:00 PM
Houston at New Orleans 8:00 PM
Green Bay at Denver 9:00 PM

Sunday, August 27
Chicago at Tennessee 1:00 PM
Cincinnati at Washington 4:30 PM
San Francisco at Minnesota 8:00 PM

Week 4
Thursday, August 31
Jacksonville at Atlanta 7:00 PM
Detroit at Buffalo 7:00 PM
LA Rams at Green Bay 7:00 PM
Cincinnati at Indianapolis 7:00 PM
Philadelphia at NY Jets 7:00 PM
Pittsburgh at Carolina 7:30 PM
NY Giants at New England 7:30 PM
Washington at Tampa Bay 7:30 PM
Cleveland at Chicago 8:00 PM
Dallas at Houston 8:00 PM
Miami at Minnesota 8:00 PM
Baltimore at New Orleans 8:00 PM
Tennessee at Kansas City 8:30 PM
Arizona at Denver 9:00 PM
Seattle at Oakland 10:00 PM
LA Chargers at San Francisco 10:00 PM

REGULAR SEASON

Week 1
Thursday, September 7
Kansas City at New England 8:25 PM
Sunday, September 10

NY Jets at Buffalo 1:00 PM
Atlanta at Chicago 1:00 PM
Baltimore at Cincinnati 1:00 PM
Pittsburgh at Cleveland 1:00 PM
Arizona at Detroit 1:00 PM
Jacksonville at Houston 1:00 PM
Tampa Bay at Miami 1:00 PM
Oakland at Tennessee 1:00 PM
Philadelphia at Washington 1:00 PM
Indianapolis at LA Rams 4:05 PM
Seattle at Green Bay 4:25 PM
Carolina at San Francisco 4:25 PM
NY Giants at Dallas 8:30 PM

Monday, September 11
New Orleans at Minnesota 7:10 PM
LA Chargers at Denver 10:20 PM

Week 2
Thursday, September 14
Houston at Cincinnati 8:25 PM
Sunday, September 17

Cleveland at Baltimore 1:00 PM
Buffalo at Carolina 1:00 PM
Arizona at Indianapolis 1:00 PM
Tennessee at Jacksonville 1:00 PM
Philadelphia at Kansas City 1:00 PM
New England at New Orleans 1:00 PM
Minnesota at Pittsburgh 1:00 PM
Chicago at Tampa Bay 1:00 PM
Miami at LA Chargers 4:05 PM
Dallas at Oakland 4:25 PM
Washington at LA Rams 4:25 PM
San Francisco at Seattle 4:25 PM
Green Bay at Atlanta 8:30 PM

Monday, September 18
Detroit at NY Giants 8:30 PM

Week 3
Thursday, September 21
LA Rams at San Francisco 8:25 PM
Sunday, September 24

Baltimore at Jacksonville 9:30 AM
Denver at Buffalo 1:00 PM
New Orleans at Carolina 1:00 PM
Pittsburgh at Chicago 1:00 PM
Atlanta at Detroit 1:00 PM
Cleveland at Indianapolis 1:00 PM
Tampa Bay at Minnesota 1:00 PM
Houston at New England 1:00 PM
Miami at NY Jets 1:00 PM
NY Giants at Philadelphia 1:00 PM
Seattle at Tennessee 4:05 PM
Cincinnati at Green Bay 4:25 PM
Kansas City at LA Chargers 4:25 PM
Oakland at Washington 8:30 PM

Monday, September 25
Dallas at Arizona 8:30 PM

Week 4
Thursday, September 28
Chicago at Green Bay 8:25 PM
Sunday, October 1

New Orleans at Miami 9:30 AM
Buffalo at Atlanta 1:00 PM
Pittsburgh at Baltimore 1:00 PM
Cincinnati at Cleveland 1:00 PM
LA Rams at Dallas 1:00 PM
Tennessee at Houston 1:00 PM
Detroit at Minnesota 1:00 PM
Carolina at New England 1:00 PM
Jacksonville at NY Jets 1:00 PM
San Francisco at Arizona 4:05 PM
Philadelphia at LA Chargers 4:05 PM
NY Giants at Tampa Bay 4:05 PM
Oakland at Denver 4:25 PM
Indianapolis at Seattle 8:30 PM

Monday, October 2
Washington at Kansas City 8:30 PM

Week 5
(Bye Week: Denver, Washington, New Orleans, Atlanta)
Thursday, October 5
New England at Tampa Bay 8:25 PM
Sunday, October 9

Buffalo at Cincinnati 1:00 PM
NY Jets at Cleveland 1:00 PM
Carolina at Detroit 1:00 PM
San Francisco at Indianapolis 1:00 PM
Tennessee at Miami 1:00 PM
LA Chargers at NY Giants 1:00 PM
Arizona at Philadelphia 1:00 PM
Jacksonville at Pittsburgh 1:00 PM
Seattle at LA Rams 4:05 PM
Baltimore at Oakland 4:05 PM
Green Bay at Dallas 4:25 PM
Kansas City at Tennessee 8:30 PM

Monday, October 9
Minnesota at Chicago 8:30 PM

Week 6
(Bye Week: Dallas, Cincinnati, Seattle, Buffalo)

Thursday, October 12
Philadelphia at Carolina 8:25 PM
Sunday, October 15
Miami at Atlanta 1:00 PM
Chicago at Baltimore 1:00 PM
Cleveland at Houston 1:00 PM
Green Bay at Minnesota 1:00 PM
Detroit at New Orleans 1:00 PM
New England at NY Jets 1:00 PM
San Francisco at Washington 1:00 PM
Tampa Bay at Arizona 4:05 PM
LA Rams at Jacksonville 4:05 PM
Pittsburgh at Kansas City 4:25 PM
LA Chargers at Oakland 4:25 PM
NY Giants at Denver 8:30 PM

Monday, October 16
Indianapolis at Tennessee 8:30 PM

Week 7
(Bye Week: Houston, Detroit)

Thursday, October 19
Kansas City at Oakland 8:25 PM
Sunday, October 22
Tampa Bay at Buffalo 1:00 PM
Carolina at Chicago 1:00 PM
Tennessee at Cleveland 1:00 PM
New Orleans at Green Bay 1:00 PM
Jacksonville at Indianapolis 1:00 PM
Arizona at LA Rams 1:00 PM
NY Jets at Miami 1:00 PM
Baltimore at Minnesota 1:00 PM
Cincinnati at Pittsburgh 1:00 PM
Dallas at San Francisco 4:05 PM
Denver at LA Chargers 4:25 PM
Seattle at NY Giants 4:25 PM
Atlanta at New England 8:30 PM

Monday, October 23
Washington at Philadelphia 8:30 PM

Week 8
(Bye Week: Jacksonville, Green Bay, NY Giants, Tennessee)

Thursday, October 26
Miami at Baltimore 8:25 PM
Sunday, October 29
Minnesota at Cleveland 9:30 AM
Oakland at Buffalo 1:00 PM
Indianapolis at Cincinnati 1:00 PM
LA Chargers at New England 1:00 PM
Chicago at New Orleans 1:00 PM
Atlanta at NY Jets 1:00 PM
San Francisco at Philadelphia 1:00 PM
Carolina at Tampa Bay 1:00 PM
Houston at Seattle 4:05 PM
Dallas at Washington 4:25 PM
Pittsburgh at Detroit 8:30 PM

Monday, October 30
Denver at Kansas City 8:30 PM

Week 9
(Bye Week: Chicago, Cleveland, Minnesota, LA Chargers, LA Rams, New England, Pittsburgh, San Francisco)

Thursday, November 2
Buffalo at NY Jets 8:25 PM
Sunday, November 5
Atlanta at Carolina 1:00 PM
Indianapolis at Houston 1:00 PM
Cincinnati at Jacksonville 1:00 PM
Tampa Bay at New Orleans 1:00 PM
LA Rams at NY Giants 1:00 PM
Denver at Philadelphia 1:00 PM
Baltimore at Tennessee 1:00 PM
Washington at Seattle 4:05 PM
Arizona at San Francisco 4:05 PM
Kansas City at Dallas 4:25 PM
Oakland at Miami 8:30 PM

Monday, November 6
Detroit at Green Bay 8:30 PM

Week 10
(Bye Week: Baltimore, Kansas City, Oakland, Philadelphia)

Thursday, November 9
Seattle at Arizona 8:25 PM
Sunday, November 12
New Orleans at Buffalo 1:00 PM
Green Bay at Chicago 1:00 PM
Cleveland at Detroit 1:00 PM
Pittsburgh at Indianapolis 1:00 PM
LA Chargers at Jacksonville 1:00 PM
NY Jets at Tampa Bay 1:00 PM
Cincinnati at Tennessee 1:00 PM
Minnesota at Washington 1:00 PM
Houston at LA Rams 4:05 PM
Dallas at Atlanta 4:25 PM
NY Giants at San Francisco 4:25 PM
New England at Denver 8:30 PM

Monday, November 13
Miami at Carolina 8:30 PM

Week 11
(Bye Week: Carolina, Indianapolis, Miami, NY Jets, San Francisco, Tampa Bay)

Thursday, November 16
Tennessee at Pittsburgh 8:25 PM
Sunday, November 19
Detroit at Chicago 1:00 PM
Jacksonville at Cleveland 1:00 PM
Baltimore at Green Bay 1:00 PM
Arizona at Houston 1:00 PM
LA Rams at Minnesota 1:00 PM
Washington at New Orleans 1:00 PM
Kansas City at NY Giants 1:00 PM
Buffalo at LA Chargers 4:05 PM
Cincinnati at Denver 4:25 PM
New England at Oakland 4:25 PM
Philadelphia at Dallas 8:30 PM

Monday, November 20
Atlanta at Seattle 8:30 PM

Week 12
Thursday, November 23

Minnesota at Detroit 12:30 PM
LA Chargers at Dallas 4:30 PM
NY Giants at Washington 8:30 PM
Sunday, November 26
Tampa Bay at Atlanta 1:00 PM
Cleveland at Cincinnati 1:00 PM
Tennessee at Indianapolis 1:00 PM
Buffalo at Kansas City 1:00 PM
Miami at New England 1:00 PM
Carolina at NY Jets 1:00 PM
Chicago at Philadelphia 1:00 PM
New Orleans at LA Rams 4:05 PM
Seattle at San Francisco 4:05 PM
Jacksonville at Arizona 4:25 PM
Denver at Oakland 4:25 PM
Green Bay at Pittsburgh 8:30 PM

Monday, November 27
Houston at Baltimore 8:30 PM

NFL SCHEDULE

REGULAR SEASON

Week 13

Thursday, November 30

Washington at Dallas 8:25 PM

Sunday, December 3

Minnesota at Atlanta 1:00 PM
 Detroit at Baltimore 1:00 PM
 New England at Buffalo 1:00 PM
 San Francisco at Chicago 1:00 PM
 Tampa Bay at Green Bay 1:00 PM
Indianapolis at Jacksonville 1:00 PM
 Denver at Miami 1:00 PM
 Carolina at New Orleans 1:00 PM
 Kansas City at NY Jets 1:00 PM
 Houston at Tennessee 1:00 PM
 Cleveland at LA Chargers 4:05 PM
 LA Rams at Arizona 4:25 PM
 NY Giants at Oakland 4:25 PM
 Philadelphia at Seattle 8:30 PM

Monday, December 4

Pittsburgh at Cincinnati 8:30 PM

Week 14

Thursday, December 7

New Orleans at Atlanta 8:25 PM

Sunday, December 10

Indianapolis at Buffalo 1:00 PM
 Minnesota at Carolina 1:00 PM
 Chicago at Cincinnati 1:00 PM
 Green Bay at Cleveland 1:00 PM
 San Francisco at Houston 1:00 PM
Seattle at Jacksonville 1:00 PM
 Oakland at Kansas City 1:00 PM
 Detroit at Tampa Bay 1:00 PM
 Tennessee at Arizona 4:05 PM
 NY Jets at Denver 4:05 PM
 Washington at LA Chargers 4:05 PM
 Philadelphia at LA Rams 4:25 PM
 Dallas at NY Giants 4:25 PM
 Baltimore at Pittsburgh 8:30 PM

Monday, December 11

New England at Miami 8:30 PM

Week 15

Thursday, December 14

Denver at Indianapolis 8:25 PM

Saturday, December 16

Chicago at Detroit 4:30 PM
 LA Chargers at Kansas City 8:25 PM

Sunday, December 17

Miami at Buffalo 1:00 PM
 Green Bay at Carolina 1:00 PM
 Baltimore at Cleveland 1:00 PM
Houston at Jacksonville 1:00 PM
 Cincinnati at Minnesota 1:00 PM
 NY Jets at New Orleans 1:00 PM
 Philadelphia at NY Giants 1:00 PM
 Arizona at Washington 1:00 PM
 LA Rams at Seattle 4:05 PM
 New England at Pittsburgh 4:25 PM
 Tennessee at San Francisco 4:25 PM
 Dallas at Oakland 8:30 PM

Monday, December 18

Atlanta at Tampa Bay 8:30 PM

Week 16

Saturday, December 23

Indianapolis at Baltimore 4:30 PM
 Minnesota at Green Bay 8:30 PM

Sunday, December 24

Tampa Bay at Carolina 1:00 PM
 Cleveland at Chicago 1:00 PM
 Detroit at Cincinnati 1:00 PM
 Miami at Kansas City 1:00 PM
 Buffalo at New England 1:00 PM
 Atlanta at New Orleans 1:00 PM
 LA Chargers at NY Jets 1:00 PM
 LA Rams at Tennessee 1:00 PM
 Denver at Washington 1:00 PM
Jacksonville at San Francisco 4:05 PM
 NY Giants at Arizona 4:25 PM
 Seattle at Dallas 4:25 PM

Monday, December 25

Pittsburgh at Houston 4:30 PM
 Oakland at Philadelphia 8:30 PM

Week 17

Sunday, December 31

Carolina at Atlanta 1:00 PM
 Cincinnati at Baltimore 1:00 PM
 Green Bay at Detroit 1:00 PM
 Houston at Indianapolis 1:00 PM
 Buffalo at Miami 1:00 PM
 Chicago at Minnesota 1:00 PM
 NY Jets at New England 1:00 PM
 Washington at NY Giants 1:00 PM
 Dallas at Philadelphia 1:00 PM
 Cleveland at Pittsburgh 1:00 PM
 New Orleans at Tampa Bay 1:00 PM
Jacksonville at Tennessee 1:00 PM
 Kansas City at Denver 4:25 PM
 San Francisco at LA Rams 4:25 PM
 Oakland at LA Chargers 4:25 PM
 Arizona at Seattle 4:25 PM

*All times listed are in Eastern

POSTSEASON

Saturday, January 6

AFC Wild Card Playoffs
 NFC Wild Card Playoffs

Sunday, January 7

AFC Wild Card Playoffs
 NFC Wild Card Playoffs

Saturday, January 13

AFC Divisional Playoffs
 NFC Divisional Playoffs

Sunday, January 14

AFC Divisional Playoffs
 NFC Divisional Playoffs

Sunday, January 21

AFC Championship Game
 NFC Championship Game

Sunday, January 28

AFC-NFC Pro Bowl in Orlando

Sunday, February 4

Super Bowl LII in Minnesota

JAGUARS MEDIA INFORMATION

CREDENTIALS: Credential requests are honored only for working media on specific assignment for a recognized news organization or sports publication. Credentials are not issued to freelance writers or photographers unless requested by a recognized news organization or sports publication. Independent web sites cannot be credentialed. All credential requests must be submitted in writing on company letterhead to Andy Esworthy, Jacksonville Jaguars, One EverBank Field Drive, Jacksonville, FL 32202, or by e-mail to esworthy@jaguars.nfl.com. Requests must be received at least one week prior to a home game.

PARKING: Parking in lots surrounding the stadium is limited. Every effort will be made to accommodate requests for media parking passes, but parking cannot be provided for all credentialed media. The appropriate parking pass will be required for access to all stadium parking lots on game days. Television trucks which provide satellite, uplink or microwave functions will be parked in the TV truck compound near Gate 1, and a parking pass is required.

MEDIA ENTRANCE, CREDENTIAL WILL CALL: The media entrance at the stadium is Gate 1, at the southwest corner of the stadium. The appropriate game credential must be presented at the media entrance for admission to the stadium. Game credentials not picked up in advance will be available on game day at the Media Will-Call window at Gate 1. The Media Will-Call window will open three hours prior to kickoff. Parking passes will not be left at the Will-Call window.

PHOTOGRAPHERS: Sideline access for NFL games is strictly limited to photographers on assignment for a recognized news organization or sports publication. No one except network television personnel and authorized game personnel will be admitted to the field without a camera. All field photographers will be issued an NFL identification vest and must remain outside the bench areas and outside the yellow border surrounding the playing field. The photographers' check-in location is near the media entrance in the service hallway.

POSTGAME INTERVIEWS AND LOCKERROOM ACCESS: Members of the media needing to conduct postgame interviews will be given access to the Jaguars' interview room after each game, as well as the home and visiting locker rooms. Jaguars Head Coach Doug Marrone conducts his postgame news conference in the team meeting room. The visiting head coach is available in the Jaguars TV studio, which is down the hall past the visitors' locker room.

DURING THE WEEK

MEDIA WORKROOM: The media workroom is available to working media during business hours throughout the week. High speed internet access, phones, Jaguars updates, transcripts, NFL news releases and other information is provided.

DOUG MARRONE INTERVIEWS: Head Coach Doug Marrone conducts his weekly news conferences on Mondays in the media workroom and in the TV studio after practices on Wednesday and Friday. Specific interview requests for Coach Marrone and the assistant coaches must be made through the Jaguars communications department.

PLAYER INTERVIEWS: The Jaguars locker room is open to accredited media for specific interview periods during the week. Players are normally available on Mondays, Wednesdays, Thursdays and Fridays. All interviews should be arranged through the Jaguars communications department.

MEDIA WEBSITE: The Jaguars' media website can be accessed at: jaguars.com/media and on the NFL's Web Site at: www.nflcommunications.com. Daily updates, transcripts, injury reports and other information is posted as well. No registration is required.

HOW TO REACH THE JAGUARS COMMUNICATIONS STAFF

TAD DICKMAN , Senior Manager of Public Relations	—	Phone: (904) 633-6136; e-mail: dickmant@nfl.jaguars.com
AMANDA HOLT , Business Public Relations Strategy Manager	—	Phone: (904) 633-6509; e-mail: holtaf@nfl.jaguars.com
ALEX BROOKS , Public Relations Coordinator	—	Phone: (904) 633-2262; e-mail: brooks@nfl.jaguars.com
ANDY ESWORTHY , Public Relations Assistant	—	Phone: (904) 633-2263; e-mail: esworthy@nfl.jaguars.com
GABY MORAN , Public Relations Assistant	—	Phone: (904) 633-6590; e-mail: morang@nfl.jaguars.com
DAN EDWARDS , Senior Vice President, Communications	—	Phone: (904) 633-6202; e-mail: edwardsd@nfl.jaguars.com



[FACEBOOK.COM/JACKSONVILLEJAGUARS](https://www.facebook.com/JacksonvilleJaguars)



[@JAGUARS](https://twitter.com/Jaguars)



[@JAGUARS](https://www.instagram.com/Jaguars)



[JAGUARS.COM](https://www.jaguars.com)





Jaguars rookie free agent LB Justice Horton walked to the Jaguars

Justice Horton's quest to the NFL's west coast...
 just missing the Matthews...
 shortly at Cleveland...

- RECENTS**
- 0-Down: Event information**
 - By official: Daily's Place is unique and very popular facility
 - 00: Jaguars.com LIVE: Dan Robinson**
 - 00: Live Robinson signs contract**
 - 00:00: Robinson signs rookie contract**
 - Jaguars make free agent LB Justice Horton...
 will have likely walked to the Jaguars
 - 0-Down: Who knows?**
 - 00: Daily's Place Grand Opening**
 - 00:00: South speaks out**
 - 00:00: Day's Place**



JAGUARS.COM

NEWS | VIDEOS | PHOTOS | LIVE EVENTS | CONTESTS